



WINNIPEG GOLDEYES

2020 MEDIA GUIDE

2020 WINNIPEG GOLDEYES SCHEDULE

2020 TEAMS AND HUB CITIES

NEWMAN OUTDOOR FIELD - FARGO, NORTH DAKOTA
WINNIPEG GOLDEYES and FARGO-MOORHEAD REDHAWKS

FRANKLIN FIELD - FRANKLIN, WISCONSIN
MILWAUKEE MILKMEN and CHICAGO DOGS

SIOUX FALLS STADIUM - SIOUX FALLS SOUTH DAKOTA
SIOUX FALLS CANARIES and ST. PAUL SAINTS

***ALL GOLDEYES "HOME GAMES" WILL BE PLAYED AT
NEWMAN OUTDOOR FIELD***

LISTEN TO THE GOLDEYES ALL SEASON
ON 93.7 FM CJNU and WWW.CJNU.CA

JULY

SUN	MON	TUE	WED	THU	FRI	SAT
			1	2	3 7:02PM	4 5:00PM
					FAR	FAR
5 1:00PM	6	7 7:02PM	8 7:02PM	9 7:02PM	10 7:05PM	11 5:05PM
FAR		FAR	FAR	FAR	SF	SF
12 5:05PM	13	14 7:05PM	15 7:05PM	16 7:05PM	17 6:00PM	18 1:00PM
SF		STP	STP	STP	SF	SF
19 1:00PM	20	21 7:02PM	22 7:02PM	23 5:00PM	24 7:02PM	25 6:00PM
SF		FAR	FAR	FAR (DH)	FAR	FAR
26 1:00PM	27	28 5:35PM	29 5:35PM	30 5:35PM	31 6:00PM	
FAR		CHI	CHI	CHI	STP	

JUNE

SUN	MON	TUE	WED	THU	FRI	SAT
	1	2	3	4	5	6
7	8	9	10	11	12	13
14	15	16	17	18	19	20
21	22	23	24	25	26	27
28	29	30				

HOME GAME	AWAY GAME	CAMP	GAME TIMES ARE SUBJECT TO CHANGE
-----------	-----------	------	-------------------------------------

2020 AMERICAN ASSOCIATION OPPONENTS

CHI - CHICAGO DOGS
FAR - FARGO-MOORHEAD REDHAWKS
MIL - MILWAUKEE MILKMEN
SF - SIOUX FALLS CANARIES
STP - ST. PAUL SAINTS
CLE - CLEBURNE RAILROADERS (RETURNING 2021)
GAR - GARY SOUTHSORE RAILCATS (RETURNING 2021)
KC - KANSAS CITY T-BONES (RETURNING 2021)
LIN - LINCOLN SALTDogs (RETURNING 2021)
SC - SIOUX CITY EXPLORERS (RETURNING 2021)
TEX - TEXAS AIRHOGS (RETURNING 2021)

AUGUST

SUN	MON	TUE	WED	THU	FRI	SAT
						1 1:00PM
						STP
2 1:00PM	3	4 6:00PM	5 6:00PM	6 2:30PM	7	8
STP		CHI	CHI	CHI		
9 5:00PM	10	11 7:02PM	12 7:02PM	13 7:02PM	14 7:05PM	15 5:05PM
FAR		FAR	FAR	FAR	SF	SF
16 5:05PM	17	18 5:35PM	19 5:35PM	20 5:35PM	21 6:00PM	22 1:00PM
SF		MIL	MIL	MIL	MIL	MIL
23 1:00PM	24	25 7:02PM	26 5:00PM	27 7:02PM	28 7:02PM	29 6:00PM
MIL		FAR	FAR (DH)	FAR	FAR	FAR
30 1:00PM	31					
FAR						

SEPTEMBER

SUN	MON	TUE	WED	THU	FRI	SAT
		1 6:35PM	2 6:35PM	3 6:35PM	4 6:00PM	5 1:00PM
		CHI	CHI	CHI	STP	STP
6 1:00PM	7	8 6:00PM	9 6:00PM	10 6:00PM	11	12
STP		MIL	MIL	MIL		

TABLE OF CONTENTS

GENERAL INFORMATION

- 2 - Front Office Staff
- 3 - President/CEO, Sam Katz
- 4 - General Manager, Andrew Collier
- 5 - Field of Dreams Foundation
- 6 - Shaw Park
- 7 - Winnipeg Stadium
- 8 - Field Manager, Rick Forney
- 11 - Hitting Coach, Kash Beauchamp
- 13 - Goldeyes Support Staff

GOLDEYES RECORD BOOK

- 15 - Annual Team Batting
- 16 - Annual Team Pitching
- 17 - Annual Attendance
- 17 - All-Time Largest Crowds
- 18 - Team Single-Game Records
- 19 - Team Single-Inning Records
- 20 - Team Series Records
- 22 - Team Season Records
- 24 - Individual Single-Game Records
- 24 - Individual Consecutive Game Records
- 25 - Individual Batting Records - Season
- 26 - Individual Batting Records - Career
- 27 - Individual Pitching Records - Season
- 28 - Individual Pitching Records - Career
- 29 - Annual Individual Batting Leaders
- 33 - Annual Individual Pitching Leaders
- 37 - Winnipeg Goldeyes All-Time Roster
- 41 - Winnipeg Goldeyes Honours and Awards
- 42 - Goldeyes 10th and 20th Anniversary Teams
- 43 - Goldeyes Annual Team Awards
- 43 - Goldeyes Perfect Batting Average/ERA

GOLDEYES YEAR-BY-YEAR INFORMATION

- 45 - Winnipeg Goldeyes Annual Standings
- 46 - Winnipeg Goldeyes All-Time Home and Road
- 47 - Winnipeg Goldeyes All-Time Monthly
- 47 - Winnipeg Goldeyes All-Time Opening Day
- 48 - Annual Opening Day Lineups
- 50 - Goldeyes Last Trade With...
- 51 - Goldeyes All-Time Coaching Staffs
- 52 - Year-by-Year Results and Statistics (1994-2019)

GOLDEYES IN THE PLAYOFFS

- 105 - Winnipeg Goldeyes Postseason Results
- 124 - Goldeyes Postseason Records

GOLDEYES HISTORY

- 130 - American Association History
- 131 - Northern League History
- 132 - Winnipeg Goldeyes Team History
- 135 - Goldeyes Retired Numbers
- 140 - Goldeyes MLB Alumni
- 143 - Goldeyes Sold to MLB Organizations
- 144 - Goldeyes Original 1994 Roster
- 144 - Goldeyes All-Time 1-0 Games

GOLDEYES OPPONENTS

- 146 - 2020 American Association Map and Mileage Chart
- 147 - Cleburne Railroaders
- 148 - Chicago Dogs
- 149 - Fargo-Moorhead RedHawks
- 150 - Gary SouthShore RailCats
- 151 - Kansas City T-Bones
- 152 - Lincoln Saltdogs
- 153 - Milwaukee Milkmen
- 154 - St. Paul Saints
- 155 - Sioux City Explorers
- 156 - Sioux Falls Canaries
- 157 - Texas AirHogs

MEDIA INFORMATION

- 158 - Winnipeg Goldeyes Media Policies
- 159 - Goldeyes Radio and Television

POINTS OF INTEREST

- 9 - Longest Tenured Independent Managers
- 13 - Goldeyes Trainers
- 15 - Goldeyes Annual Outfield Assist Leaders
- 16 - Goldeyes 100+ Strikeouts - Single Season
- 16 - Goldeyes 125+ Innings Pitched - Single Season
- 18 - Goldeyes .350+ Batting Average - Single Season
- 20 - Longest Tenured Independent Teams
- 21 - Goldeyes Consecutive Shutouts
- 22 - Goldeyes 20+ Home Runs - Single Season
- 23 - American Association .975+ Team Fielding Club
- 25 - Goldeyes 40+ Stolen Bases - Single Season
- 26 - Goldeyes 125+ Hits - Single Season
- 27 - Goldeyes 15+ Saves - Single Season
- 28 - Two Wins/Two Saves in One Day
- 31 - Goldeyes Two-Time Champions
- 32 - Goldeyes Triple Play
- 36 - Goldeyes Signed Out of College (since 2009)
- 40 - Goldeyes Combined No-Hitter
- 43 - Goldeyes 10 HR and 20 SB in Same Season
- 45 - American Association 60-Win Seasons
- 46 - Goldeyes 80+ Runs Scored - Single Season
- 49 - Goldeyes All-Time Opening Night Starts
- 109 - Sparks vs. Schmidt
- 111 - All-Time Winnipeg/Fargo-Moorhead Trades
- 125 - American Association Classifications
- 125 - American Association Roster Rules
- 130 - Goldeyes All-Time Managers
- 131 - American Association Sub-4.00 Team ERA Club
- 134 - The "Balk"
- 144 - Youngest and Oldest Goldeyes
- 158 - American Association .300+ Team Batting Average Club
- 159 - 2020 Goldeyes Birthdays
- 159 - 2020 Goldeyes Pre-Game Workout Schedule
- Back Cover - Winnipeg Goldeyes Logo Progression

2020 WINNIPEG GOLDEYES MEDIA GUIDE CONTRIBUTING STAFF

Steve Schuster
Nigel Batchelor

Statistical information compiled from Pointstreak.com, Baseball-Reference.com, TheBaseballCube.com, and Winnipeg Goldeyes archives.

WINNIPEG GOLDEYES FRONT OFFICE

WINNIPEG GOLDEYES BASEBALL CLUB
ONE PORTAGE AVENUE EAST
WINNIPEG, MANITOBA, CANADA
R3B 3N3

PHONE: (204) 982-2273

FAX: (204) 982-2274

EMAIL: contact@goldeyes.com

2020 WINNIPEG GOLDEYES FRONT OFFICE STAFF (alphabetical)

Nigel BatchelorMedia Coordinator
Dan ChaseDirector of Sales and Marketing
Andrew Collier General Manager
Paul Duque Box Office Manager
Don Ferguson Facility Manager
Kendra Gibson Retail Manager
Goldie Mascot
Goldette Mascot
Brant Hilton Account Executive
Bill Hibbard Account Executive
Wayne Jackson Operations Manager
Lindsay Jestin Administrative Assistant
Regan Katz Vice President/COO
Sam Katz President/CEO
Jason McRae-King Chief Financial Officer
Sherri Rheubottom Showtime Productions
Jim Ringer Account Executive
Angela Sanche Sales and Marketing Administrator
Melissa Schlichting Food and Beverage Manager
Steve Schuster Team Broadcaster/Account Executive
Kim Saito Finance and Accounting
TJ Singh Finance and Accounting
Sloan Starkell Account Executive
Will Sutton Box Office Staff

SAM KATZ – PRESIDENT AND CEO



Samuel Michael Katz was born in Rehovot, Israel before moving to Winnipeg, Manitoba where he grew up in the city's North End. He graduated from the University of Manitoba with a Bachelor of Arts in Economics, and received a Distinguished Alumnus Award in 2003. Sam's first business venture was a retail clothing store.

Through entrepreneurial efforts—and in his role as President and CEO of Showtime Productions, Inc.—Katz has attracted many high-quality entertainment acts to the city. As President and CEO of the Winnipeg Goldeyes, Katz established Shaw Park, a key anchor in the renaissance of downtown Winnipeg. He was also a founder of the Winnipeg Goldeyes Field of Dreams Foundation, which has donated more than \$2.4 Million to children's charities in Manitoba since 1995.

In 2002, Katz received the Queen's Golden Jubilee Medal, and in 2004, he was awarded the province's highest honour—The Order of Manitoba. Katz was inducted into the Manitoba Baseball Hall of Fame in 2014.

On June 22nd, 2004, Katz became the 42nd mayor in Winnipeg's history. He was re-elected in a landslide on October 25th, 2006, and once again on October 27th, 2010. Voters endorsed Katz's vision of Winnipeg as a vibrant city of opportunity.

Katz did not seek re-election in 2014, and now focuses on his family and other businesses.

Sam is married to Leah Pasuta, and is the proud father of daughters Ava Beaudry (born July 11th, 2001), Keira Olivia Maxwell (born March 31st, 2005), son Aidan Alexander Zev (born November 18th, 2012), and daughters Aria Zena Ann (born November 5th, 2015) and Alivia Carole Rae (born January 15th, 2018).

ANDREW COLLIER – GENERAL MANAGER



2020 marks Andrew Collier's 19th season as the Winnipeg Goldeyes' general manager.

Following his first season in the position, Collier was recognized as the Northern League's 2002 Executive of the Year. Collier was again recognized by the Northern League in 2004, 2006, 2007, and 2009, and later received the same honour from the American Association in 2014. Collier was inducted into the Manitoba Baseball of Fame in 2018.

After graduating from the University of Manitoba with a Bachelor of Commerce, Collier joined the Goldeyes' ticket department during the team's inaugural season in 1994. Collier gradually climbed the front office ladder before reaching his current position in December 2001.

Andrew is also the treasurer and an original board member of the Winnipeg Goldeyes Field of Dreams Foundation, a charity established by the Goldeyes in 1995. The foundation has donated more than \$2.4 Million to children's charities in Manitoba since its inception.

Andrew and his wife Carleigh reside in Winnipeg with their two children, Donovan and Olivia.

EYE WITNESS TESTIMONY

Collier is the only person to have been in attendance when the Goldeyes clinched all four of their league championships: September 9th, 1994 in Winnipeg, September 14th, 2012 at Wichita, September 19th, 2016 at Wichita, and September 20th, 2017 in Winnipeg.

WINNIPEG GOLDEYES FIELD OF DREAMS FOUNDATION



The Winnipeg Goldeyes Field of Dreams Foundation was founded in 1995 through the Winnipeg Goldeyes baseball club. The foundation's ongoing mission is to support children's charities within Manitoba. The Field of Dreams Foundation continues to increase the amount of funds raised each year, and has become a positive asset to the community and province.

In 2015, the Field of Dreams Foundation exceeded the \$2 Million threshold for total donations since its inaugural year. Over the course of each baseball season, monies for the foundation are generated through initiatives such as the Fillmore Riley "Ks for Kids" program, the Catch and Release ticket program, the TCBY Radar Pitching Booth, the sale of 50/50 tickets at Goldeyes home games, the Manitoba Pork Piggy Bank, various memorabilia auctions, and the annual Field of Dreams Foundation golf tournament.

In addition to supporting children's charities in Manitoba, the Field of Dreams Foundation also grants three scholarships to Baseball Manitoba. The scholarships are awarded to members of Baseball Manitoba who are continuing their post-secondary education, while maintaining involvement in the sport.

APPLICATIONS FOR FUNDING

The Winnipeg Goldeyes Field of Dreams Foundation accepts funding requests each November. All proposals are reviewed by the following February. Registered children's charities in Manitoba should submit a written request through the online form available at www.goldeyes.com. For more information, call the Winnipeg Goldeyes' office at (204) 982-2273.

2020 FUNDING RECIPIENTS

Alpha House Project Inc.	Kidney Foundation of Canada – MB Branch
Arthritis Society	Learning Disabilities Association of Manitoba Inc.
Assiniboine Park Conservancy Inc.	MADD Canada – Winnipeg
Athletes in Action, Power to Change Ministries	Manitoba Camping Association – Sunshine Fund
Bookmates Inc.	Manitoba Conservatory of Music & Arts Inc.
Boys & Girls Clubs of Winnipeg Inc.	Manitoba Neurofibromatosis Support Group Corp
Camp Quality Canada	Manitoba Riding for the Disabled Association Inc.
Canada's National History Society – Red River Heritage Fair	Manitoba Theatre For Young People Inc.
Canadian Council of Provincial & Territorial Sport Federations Inc.	Movement Centre of Manitoba Inc.
CancerCare Manitoba Foundation Inc.	Muscular Dystrophy Canada
Cerebral Palsy Association of Manitoba Inc.	NorWest Coop Community Health Centre Inc.
Child & Family Services of Central Manitoba Foundation Inc.	Open Access Resource Centre Inc.
Children's Hospital Foundation of Manitoba Inc.	Pediatric Oncology Family Centre of MB Inc. – Ronald McDonald House
Children's Rehabilitation Foundation Inc.	Prairie Wildlife Rehabilitation Centre Inc.
Children's Wish Foundation of Canada	St. Amant Foundation Inc
Circle of Hearts Family Support Network	Variety, the Children's Charity of Manitoba
Diabetes Canada	West Broadway Development Corporation
Dream Factory Foundation Inc.	Wildlife Haven Rehabilitation Centre Inc.
Dreams Take Flight	Winkler Family Resource Centre Inc.
Firefighters Burn Fund Inc.	Winnipeg Harvest
Junior Achievement of Manitoba Inc.	Winnipeg International Children's Festival Inc.
Juvenile Diabetes Research Foundation	Winnipeg Optimal Health Early Years Sports Club Inc.

SHAW PARK



If you are one of the millions of baseball fans to have visited Shaw Park over the last two decades, then you already know what a gem the facility truly is. Since opening in 1999, the downtown home of the Winnipeg Goldeyes has not only received rave reviews as a great place to catch a baseball game, but has also played host to numerous other sporting events, functions, and concerts. Shaw Park hosted the baseball competition during the 1999 Pan American Games, and did the same for the 2017 Canada Summer Games.

From the delicious food at the multitude of concessions, to the chair-back seats offering scenic views of the field and beyond, Shaw Park provides all of the amenities one would expect from a state-of-the-art, first-class venue.

Shaw Park hosts a variety of food and beverage options for its patrons. From pizza, burgers, chicken wings, hot dogs, barbecue, mini doughnuts, cupcakes, and fresh lemonade, visitors can indulge in just about anything at "Winnipeg's largest food court."

The Skysuite level at Shaw Park features 29 private luxury suites, as well as one double suite. Skysuites are available for purchase for an entire season or on a game-by-game basis. Each Skysuite is furnished with couches, bar stools, a television, and refrigerator. Skysuite patrons can order from any of the concessions on the concourse level via their in-suite server.

In 2015, Shaw Park introduced the Field Level Patio Deck, which offers the facility's most intimate view of a game. The Field Level patio is located down the right field line, underneath the Concourse Level patio. The Goldeyes introduced the "Craft Beer Corner" in 2018. Constructed down the left field line and perched across the back of Sections A and B, the Craft Beer Corner offers a variety of local beers, while providing fans a unique view of the playing field, stadium, and city skyline.

Located north of "The Forks," and just a popply away from the renowned intersection of Portage and Main, Shaw Park is easily accessible to both vehicles and pedestrians alike. The stadium's central location allows fans to arrive for the opening pitch and return home after the final out with little or no difficulty.

With Winnipeg's historic Exchange District, The Forks, and St. Boniface all within easy walking distance of Shaw Park, a trip downtown to see the Goldeyes doesn't have to begin or end with the game itself. Numerous restaurants, shops, and night clubs on both sides of the Red River (which flows just beyond the left field wall) await fans venturing into the area.

SHAW PARK FIRSTS

FIRST GAME: June 4th, 1999... 14-5 LOSS vs. Sioux Falls

FIRST ATTENDANCE: 6,708... June 4th, 1999 vs. Sioux Falls

FIRST WIN: June 6th 1999... 7-5 WIN vs. Sioux Falls

FIRST STARTING PITCHER: Shawn Onley... June 4th, 1999 (6.1 IP, 7 H, 6 R, 5 ER, 4 BB, 6 K, L)

FIRST OPPOSING STARTING PITCHER: Steve Hahn... June 4th, 1999 (7.0 IP, 6 H, 2 R, 1 ER, 1 BB, 2 K, W)

FIRST BATTER: Bryan Droptini, Sioux Falls... June 4th, 1999 (strikeout vs. Shawn Onley)

FIRST GOLDEYES BATTER: Brian Duva... June 4th, 1999 (flyout to left field vs. Steve Hahn)

FIRST HIT: Nate Vopata, Sioux Falls... June 4th, 1999 (solo home run to right field with one out in Top 1st vs. Shawn Onley)

FIRST GOLDEYES HIT: Chris Kokinda... June 4th, 1999 (double to left-centre field with one out in Bot 1st vs. Steve Hahn)

FIRST RUN SCORED: Nate Vopata, Sioux Falls... June 4th, 1999 (on solo home run by Nate Vopata in Top 1st)

FIRST GOLDEYES RUN SCORED: Chris Kokinda... June 4th, 1999 (on RBI single by Sean Hearn in Bot 1st)

FIRST HOME RUN: Nate Vopata, Sioux Falls... June 4th, 1999 (solo home run to right field with one out in Top 1st)

FIRST GOLDEYES HOME RUN: Sean Hearn... June 5th, 1999 (solo home run to left field with two outs in Bot 1st...came in Game 2/originally scheduled)

FIRST RBI: Nate Vopata, Sioux Falls... June 4th, 1999 (on solo home run with one out in Top 1st)

FIRST GOLDEYES RBI: Sean Hearn... June 4th, 1999 (on RBI single to centre field in Bot 1st)

FIRST WIN (GOLDEYES PITCHER): Eric Anderson... June 6th, 1999 vs. Sioux Falls (8.0 IP, 10 H, 5 R, 4 ER, 1 BB, 4 K, W)

FIRST SAVE: Dan Guehne... June 6th, 1999 in 7-5 WIN vs. Sioux Falls (1.0 IP, 0 H, 0 R, 0 ER, 0 BB, 2 K, SV)

WINNIPEG STADIUM



For the first five years of the team's existence, the Winnipeg Goldeyes played out of the northwest corner of Winnipeg Stadium, a facility originally built for the Canadian Football League's (CFL) Winnipeg Blue Bombers. Known for its odd dimensions, the distance from home plate to the wall down the left field line measured just 300 feet. The right field line was only 345 feet away from home.

Despite the unorthodox ballpark, the Goldeyes went 251-167 (.600) during their time at Winnipeg Stadium, and won the Northern League championship on the stadium's grounds in 1994. In fact, the Goldeyes reached the postseason all five years in which they played at the ballpark affectionately referred to as "deformity field."

WINNIPEG STADIUM FIRSTS (modern day Winnipeg Goldeyes)

FIRST GAME: June 7th, 1994...9-1 WIN vs. Duluth-Superior

FIRST ATTENDANCE: 14,764...June 7th, 1994 vs. Duluth-Superior

FIRST WIN: June 7th, 1994...9-1 WIN vs. Duluth-Superior

FIRST STARTING PITCHER: Tim Cain...June 7th, 1994 vs. Duluth-Superior

FIRST OPPOSING STARTING PITCHER: Stacey Collins, Duluth-Superior...June 7th, 1994

FIRST WIN (GOLDEYES PITCHER): Tim Cain...June 7th, 1994 vs. Duluth-Superior

FIRST GOLDEYES SAVE: Mark Futrell...June 15th, 1994 in 8-7 WIN vs. St. Paul

LOOKS CAN BE DECEIVING

Although Winnipeg Stadium's aesthetics may have had their shortcomings, nine of the 10 largest single-game crowds in Goldeyes' history took place at the team's initial home.

Nearly 15,000 fans were in attendance for the Goldeyes' official return on June 7th, 1994.

On August 28th, 1997, Winnipeg Stadium welcomed 22,081 fans as the Goldeyes set a world record for attendance at a minor league baseball game.

MANAGER AND COACHING STAFF

RICK FORNEY – FIELD MANAGER



Rick Forney helped the Goldeyes to four consecutive postseason appearances as a pitcher.

Rick Forney, born October 24th, 1971 in Annapolis, Maryland, enters his 15th season as Winnipeg Goldeyes' manager, and his 24th overall within the organization. During his first 14 years as manager, Forney has guided Winnipeg to an overall record of 755-626 (.547), 11 winning seasons, nine playoff appearances, and three American Association championships (2012, 2016, 2017). Since Forney took over as manager in 2006, the Goldeyes have sold the contracts of 37 players to Major League organizations.

The Goldeyes are 499-400 since joining the American Association in 2011, and Forney's .555 winning percentage over that time period is the fourth highest in league history (there have been 54 total American Association managers through the 2019 season).

In 2016, Forney became the longest tenured manager in Goldeyes' history, and guided the team to its second American Association championship in five years. During an 11-1 win at Sioux City on June 7th, Forney managed his 1,000th Goldeyes game. Forney was once again at the helm when the Goldeyes claimed the 2017 championship. It marked just the second time that an American Association club won back-to-back titles, a feat that had not been accomplished in 10 years. Winnipeg's three championships currently stand as the most of any club since the American Association began play in 2006.

Forney achieved two managerial milestones during the 2015 season. On June 16th, Forney notched his 500th win as Goldeyes' skipper with an extra inning victory versus the St. Paul Saints. On August 11th, a ninth-inning, walk-off home run versus the Sioux Falls Canaries provided Forney with his 524th managerial win, surpassing his former manager and mentor Hal Lanier for the franchise record.

Forney enjoyed a 10-year playing career from 1991-2000 in which he was 89-56 (.614) with a 3.63 ERA in 204 professional games, 195 of them as a starting pitcher. Forney recorded 1,050 strikeouts in 1,221.0 innings, while walking just 363 and allowing only 102 home runs. From 1997-2000, Forney established himself as one of the greatest pitchers in Goldeyes' history, setting numerous major pitching records that stood for more than a decade.

Forney was drafted by his hometown Baltimore Orioles as a 26th-round pick in 1991 out of Anne Arundel Community College (Arnold, Maryland). Shortly after being drafted, Forney's professional career immediately took off with a 7-0 record and 2.19 ERA for the Orioles' Rookie level Gulf Coast League affiliate. The following season, Forney posted a 2.48 ERA in 123.1 innings for the Low-A Midwest League's Kane County Cougars. Forney continued to progress in 1993, winning 14 games with a 2.78 ERA for the High-A Carolina League's Frederick Keys. Forney spent the majority of the next two seasons pitching at the Double-A level with the Eastern League's Bowie Baysox, including a 13-win campaign in 1994 that saw Forney toss a perfect game. Forney reached the Triple-A level in 1995, making three starts for the International League's Rochester Red Wings.



Rick Forney managing in 2018.



The Double-A Eastern League's Bowie Baysox celebrate Rick Forney's perfect game on July 30th, 1994.

Forney first appeared in the independent ranks in 1996 for the Texas-Louisiana League's Lubbock Crickets. After going 9-7 for Lubbock, Forney signed with the Goldeyes in 1997 and compiled a 31-13 record for Winnipeg over the next three years. Forney earned a second chance with a Major League organization in 1999 when his contract was purchased by the Atlanta Braves. Forney was assigned to Double-A Greenville (Southern League) where he pitched to a 2.99 ERA in 12 starts.

Forney returned to the Goldeyes in 2000 in a dual role as player/pitching coach, and transitioned into a full-time pitching coach midway through the year. In six years as Goldeyes' pitching coach (2000-05), Forney saw 12 of his pitchers signed by Major League clubs.



Rick Forney, pictured with general manager Andrew Collier (left) and owner Sam Katz (right), introduced as the third manager in Goldeyes' history during the fall of 2005.

During his four years as a Goldeyes pitcher, Forney established club records for wins (33—surpassed by four others), strikeouts (313—surpassed by four others), games started (55—surpassed by four others), and innings pitched (367.0—surpassed by five others). Three times, Forney was named to Baseball America's All-Independent Team and was selected to two Northern League All-Star Games.

Rick resides in Walkersville, Maryland with his wife Erika and their children; Chris, Rebekah, and Erik.

Rick Forney's Playing Experience

Year	Age	AgeDif	Tm	Lg	Lev	Aff	W	L	W-L%	ERA	RAvg	G	GS	GF	CG	SHO	SV	IP	H	R	ER	HR	BB	IBB	SO	HBP	BK	WP	BF	WHIP	H9	HR9	BB9	SO9	SO/W
1991	19	-0.1	Orioles	GULF	Rk	BAL	7	0	1.000	2.19	2.88	12	10	0	2	1	0	65.2	48	21	16	1	10	0	51	4	2	1	260	0.883	6.6	0.1	1.4	7.0	5.10
1992	20	-1.9	KaneCounty	MIDW	A	BAL	3	6	.333	2.48	2.92	20	18	0	2	1	0	123.1	114	40	34	4	26	1	104	9	2	9	513	1.135	8.3	0.3	1.9	7.6	4.00
1993	21	-1.6	2 Teams	2 Lgs	A+-AA	BAL	14	8	.636	2.72	3.40	28	28	0	2	0	0	172.0	157	65	52	12	65	0	179	8	2	12	728	1.291	8.2	0.6	3.4	9.4	2.75
1993	21	-1.6	Frederick	CARL	A+	BAL	14	8	.636	2.78	3.49	27	27	0	2	0	0	165.0	156	64	51	11	64	0	175	7	2	12	704	1.333	8.5	0.6	3.5	9.5	2.73
1993	21	-2.7	Bowie	EL	AA	BAL	0	0	0	1.29	1.29	1	1	0	0	0	0	7.0	1	1	1	1	1	0	4	1	0	0	24	0.286	1.3	1.3	1.3	5.1	4.00
1994	22	-1.9	Bowie	EL	AA	BAL	13	8	.619	4.62	5.70	28	28	0	4	2	0	165.2	168	105	85	17	58	1	125	3	2	9	715	1.364	9.1	0.9	3.2	6.8	2.16
1995	23	-1.1	2 Teams	2 Lgs	AA-AAA	BAL	7	7	.500	5.50	6.21	26	22	2	1	1	0	113.0	129	78	69	16	48	0	85	3	1	9	509	1.566	10.3	1.3	3.8	6.8	1.77
1995	23	-0.7	Bowie	EL	AA	BAL	7	7	.500	5.75	6.40	23	19	2	1	1	0	97.0	110	69	62	14	42	0	73	3	1	7	437	1.567	10.2	1.3	3.9	6.8	1.74
1995	23	-3.6	Rochester	IL	AAA	BAL	0	0	0	3.94	5.06	3	3	0	0	0	0	16.0	19	9	7	2	6	0	12	0	0	2	72	1.562	10.7	1.1	3.4	6.8	2.00
1996	24	-1.9	Lubbock	TXLA	Ind		9	7	.563	4.50	5.58	22	22	0	1	0	0	142.0	151	88	71	14	56	1	123	12	0	14	634	1.458	9.6	0.9	3.5	7.8	2.20
1997	25	-0.4	Winnipeg	NORL	Ind		11	4	.733	3.66	4.30	17	17	0	1	0	0	113.0	113	54	46	12	39	0	106	5	0	10	480	1.345	9.0	1.0	3.1	8.4	2.72
1998	26	0.8	Winnipeg	NORL	Ind		11	6	.647	3.54	4.37	19	19	0	3	1	0	129.2	145	63	51	11	20	1	113	9	0	2	545	1.272	10.1	0.8	1.4	7.8	5.65
1999	27	1.8	Winnipeg	NORL	Ind		9	3	.750	2.13	3.20	13	12	1	0	0	0	84.1	93	30	20	5	13	0	62	3	0	4	351	1.257	9.9	0.5	1.4	6.6	4.77
1999	27	2.8	Greenville	SOUL	AA	ATL	3	3	.500	2.99	3.36	12	12	0	0	0	0	72.1	67	27	24	5	19	1	70	2	0	0	291	1.189	8.3	0.6	2.4	8.7	3.68
2000	28	2.4	Winnipeg	NORL	Ind		2	4	.333	5.40	6.30	7	7	0	0	0	0	40.0	44	28	24	5	9	0	32	4	0	3	179	1.325	9.9	1.1	2.0	7.2	3.56
All Levels (10 Seasons)							89	56	.614	3.63	4.42	204	195	3	16	6	0	1221.0	1229	599	492	102	363	5	1050	62	9	73	5205	1.304	9.1	0.8	2.7	7.7	2.89


Rick Forney's Professional Coaching/Managerial Experience

2000	Winnipeg Goldeyes, Northern League, Ind. (Pitching Coach) – 4.48 Team ERA (2 nd)
2001	Winnipeg Goldeyes, Northern League, Ind. (Pitching Coach) – 4.40 Team ERA (5 th)
2002	Winnipeg Goldeyes, Northern League, Ind. (Pitching Coach) – 3.39 Team ERA (2 nd)
2003	Winnipeg Goldeyes, Northern League, Ind. (Pitching Coach) – 3.29 Team ERA (1 st)
2004	Winnipeg Goldeyes, Northern League, Ind. (Pitching Coach) – 4.32 Team ERA (4 th)
2005	Winnipeg Goldeyes, Northern League, Ind. (Pitching Coach) – 4.16 Team ERA (4 th)
2006	Winnipeg Goldeyes, Northern League, Ind. (Manager) – 52-44, .542 (2 nd overall)
2007	Winnipeg Goldeyes, Northern League, Ind. (Manager) – 52-43, .547 (3 rd overall)
2008	Winnipeg Goldeyes, Northern League, Ind. (Manager) – 51-45, .531 (3 rd overall)
2009	Winnipeg Goldeyes, Northern League, Ind. (Manager) – 55-41, .573 (2 nd overall)
2010	Winnipeg Goldeyes, Northern League, Ind. (Manager) – 46-53, .465 (6 th overall)
2011	Winnipeg Goldeyes, American Association, Ind. (Manager) – 60-40, .600 (2 nd overall, North Division champions)
2012	Winnipeg Goldeyes, American Association, Ind. (Manager) – 55-45, .550 (3 rd overall, Wild Card, American Association champions)
2013	Winnipeg Goldeyes, American Association, Ind. (Manager) – 56-44, .560 (4 th overall)
2014	Winnipeg Goldeyes, American Association, Ind. (Manager) – 63-37, .630 (2 nd overall, North Division champions)
2015	Winnipeg Goldeyes, American Association, Ind. (Manager) – 47-52, .475 (7 th overall)
2016	Winnipeg Goldeyes, American Association, Ind. (Manager) – 58-42, .580 (3 rd overall, Wild Card, American Association champions)
2017	Winnipeg Goldeyes, American Association, Ind. (Manager) – 62-38, .620 (1 st overall, North Division champions, American Association champions)
2018	Winnipeg Goldeyes, American Association, Ind. (Manager) – 41-59, .410 (9 th overall)
2019	Winnipeg Goldeyes, American Association, Ind. (Manager) – 57-43, .570 (5 th overall)

LONGEST MANAGERIAL TENURES WITH SAME FRANCHISE (INDEPENDENT LEAGUES)

Doug Simunic – Fargo-Moorhead RedHawks (Northern League/American Association) – 22 years (1996-2017)
 George Tsamis – St. Paul Saints (Northern League/American Association) – 17 years (2003-19)
 Greg Tagert – Gary SouthShore RailCats (Northern League/American Association) – 15 years (2005-19)
Rick Forney – Winnipeg Goldeyes (Northern League/American Association) – 14 years (2006-19)
 Joe Calfapietra – New Jersey Jackals (Northeast League/Can-Am League) – 14 years (2003-16)
 Mike Pinto – Southern Illinois Miners (Frontier League) – 13 years (2007-19)
 Phil Warren – Gateway Grizzlies (Frontier League) – 13 years (2007-19)
 Hal Lanier – Winnipeg Goldeyes (Northern League) – 10 years (1996-2005)

IN MEMORIUM: DAVID FORNEY



The Winnipeg Goldeyes family is deeply saddened by the loss of David Forney, the eldest child of Goldeyes' manager Rick Forney and his wife Erika, who passed away suddenly on February 22nd.

David was scheduled to graduate this May with a degree in Political Science from the United States Naval Academy, and was commissioned as an Ensign and Cryptologic Warfare Officer.

A member of the 9th Company, David completed a decorated football career at Navy that saw him earn First-Team American Athletic Conference honours, and culminated with a victory in the 2019 Liberty Bowl. David anchored an offensive line that led the NCAA in rushing yards and helped the Midshipmen tie a program record with 11 wins.

Just 22 years old at the time of his passing, David spent countless summer hours growing up at Shaw Park, and is remembered by family and friends as a "gentle giant" willing to help anyone.

David was buried at the US Naval Academy on March 3rd with full military honours. The Winnipeg Goldeyes extend their sincerest condolences to the Forney family, and plan to memorialize David's life with a uniform decal during the 2020 season.



David Forney pictured with his parents Rick and Erika at the US Naval Academy.

KASH BEAUCHAMP – HITTING COACH



Beauchamp managing the American Association's Wichita Wingnuts during their inaugural season in 2008.

James Kash Beauchamp, born January 8th, 1963 in Grove, Oklahoma, was hired by the Winnipeg Goldeyes on November 4th, 2019 and enters his first season hitting coach.

Beauchamp has more than 30 years of experience in professional baseball as a player, coach, manager, and scout. In addition to his role with the Goldeyes, Beauchamp also serves as the Independent League Scout for the Arizona Diamondbacks, a position he has held since 2017.

Selected first overall by the Toronto Blue Jays in the January phase of the 1982 amateur draft, Beauchamp played 14 seasons, reaching the Triple-A level six times, and compiling a .285 batting average in 1,083 professional games.

In 1993, Beauchamp hit .367 over 47 games for the Northern League's Rochester Aces (the franchise that eventually became the Winnipeg Goldeyes) and became the first position player in independent baseball history to have his contract purchased by a Major League organization. Beauchamp was picked up by the Cincinnati Reds where he was assigned to Double-A Chattanooga.


After playing in the high minors for the Los Angeles Dodgers and Oakland Athletics, Beauchamp attended spring training with the Goldeyes in 1995 before taking a coaching position in the Montreal Expos' organization.

Beauchamp served three seasons with the Expos as a hitting coach before accepting his first managerial job when he was hired by the expansion New Jersey Jackals in 1998. Beauchamp led the Jackals to a Northeast League championship during their inaugural campaign, and has managed a total of

10 years in the independent ranks with five postseason appearances.

Most recently, Beauchamp served as hitting coach for the Atlantic League's Southern Maryland Blue Crabs in 2018.

Beauchamp won four championships during his playing career, capturing titles with the Rookie Pioneer League's Medicine Hat Blue Jays (1982), the Triple-A International League's Richmond Braves (1989), the Double-A Texas League's Shreveport Captains (1990), and the Triple-A Pacific Coast League's Albuquerque Dukes (1994).



Baseball card depicting Kash Beauchamp with the Triple-A Phoenix Firebirds (San Francisco Giants) in 1990.

Beauchamp's late father, Jim, played 10 seasons in the Major Leagues for the Cincinnati Reds, Houston Astros, Milwaukee/Atlanta Braves, New York Mets, and St. Louis Cardinals. The elder Beauchamp was the Braves' bench coach from 1991-2001, which included Atlanta's 1995 World Series championship.

Kash Beauchamp's Playing Experience

Year	Age	AgeDif	Tm	Lg	Lev	Aff	G	PA	AB	R	H	2B	3B	HR	RBI	SB	CS	BB	SO	BA	OBP	SLG	OPS	TB	GDP	HBP	SH	SF	IBB	
1982	19	-1.4	MedicineHat	PION	Rk	TOR	68	312	286	57	91	8	5	3	40	12	8	22	37	.318	.366	.413	.778	118		0	3	1	2	
1983	20	-1.3	Florence	SALL	A	TOR	133	536	468	80	126	19	6	11	69	22	6	58	100	.269	.352	.406	.758	190		4	2	4	1	
1984		21	2 Teams	2 Lgs	A-AA	TOR	133	530	473	66	127	23	9	9	61	11	9	52	94	.268	.340	.412	.753	195		1	1	3	0	
1984	21	-2.9	Knoxville	SOUL	AA	TOR	3	11	10	3	4	0	0	1	3	1	0	1	2	.400	.455	.700	1.155	7		0	0	0	0	
1984	21	-1.2	Kinston	CARL	A	TOR	130	519	463	63	123	23	9	8	58	10	9	51	92	.266	.338	.406	.744	188		1	1	3	0	
1985	22	-1.9	Knoxville	SOUL	AA	TOR	137	576	496	68	137	14	5	4	35	25	16	60	62	.276	.356	.349	.705	173		6	6	8	3	
1986		23	2 Teams	2 Lgs	AAA-AA	TOR	106	426	391	55	117	21	2	15	46	11	8	30	84	.299	.353	.478	.831	187		3	1	1	0	
1986	23	-2.6	Syracuse	IL	AAA	TOR	55	213	198	23	52	11	1	7	21	6	4	13	44	.263	.311	.434	.746	86		1	1	0	0	
1986	23	-0.9	Knoxville	SOUL	AA	TOR	51	213	193	32	65	10	1	8	25	5	4	17	40	.337	.394	.523	.918	101		2	0	1	0	
1987	24	-0.3	Knoxville	SOUL	AA	TOR	59	218	188	28	56	10	2	5	24	3	5	24	39	.298	.382	.452	.835	85		3	1	2	0	
1988		25	3 Teams	2 Lgs	AA-AAA	ATL-TOR	73	268	235	38	68	16	2	5	33	6	2	28	41	.289	.360	.438	.798	103		0	1	4	1	
1988	25	-0.7	Richmond	IL	AAA	ATL	3	9	9	1	2	0	0	0	0	0	0	0	1	.222	.222	.222	.444	2		0	0	0	0	
1988	25	1.3	Knox/Green	SOUL	AA	TOR	70	259	226	37	66	16	2	5	33	6	2	28	40	.292	.364	.447	.811	101		0	1	4	1	
1989	26	0.0	Richmond	IL	AAA	ATL	91	296	278	26	66	15	3	5	29	4	3	13	45	.237	.278	.367	.645	102		3	1	1	0	
1990		27	2 Teams	2 Lgs	AA-AAA	SFG	93	283	262	27	79	15	2	6	33	9	6	15	37	.302	.344	.443	.787	116		3	1	2	1	
1990	27	1.1	Phoenix	PCL	AAA	SFG	55	130	121	12	34	4	2	1	15	2	3	7	21	.281	.323	.372	.695	45		1	0	1	1	
1990	27	3.1	Shreveport	TL	AA	SFG	38	153	141	15	45	11	0	5	18	7	3	8	16	.319	.362	.504	.865	71		2	1	1	0	
1993	30	6.4	Chattanooga	SOUL	AA	CIN	18	73	60	16	24	6	1	5	15	1	1	10	9	.400	.500	.783	1.283	47		1	2	1	0	
1993	30	4.7	Rochester	NORL	Ind	Ind	47	196	166	32	61	8	1	9	33	2	1	24	24	.367	.449	.590	1.039	98		1	3	0	3	
1994		31	2 Teams	2 Lgs	AA-AAA	LAD	88	276	242	33	61	15	2	6	28	2	3	26	49	.252	.324	.405	.729	98		4	2	1	5	2
1994	31	4.8	Albuquerque	PCL	AAA	LAD	6	18	18	3	4	2	1	0	0	0	1	0	5	.222	.222	.444	.667	8		0	0	0	0	
1994	31	7.1	SanAntonio	TL	AA	LAD	82	258	224	30	57	13	1	6	28	2	2	26	44	.254	.331	.402	.733	90		4	2	1	5	2
1995	32	5.5	Edmonton	PCL	AAA	OAK	1	5	5	0	1	0	0	0	1	0	0	0	0	.200	.200	.200	.400	1		0	0	0	0	
2000	37	11.5	NewJersey	NEAS	Ind	Ind	8	28	27	2	9	3	1	0	5	0	0	1	2	.333	.357	.519	.876	14		1	0	0	0	
2001		38	2 Teams	2 Lgs	Ind	Ind	28	118	104	13	27	7	0	0	12	0	1	9	16	.260	.336	.327	.663	34		5	3	2	0	
2001	38	10.9	Yuma	WL	Ind	Ind	26	113	99	13	27	7	0	0	12	0	0	9	14	.273	.351	.343	.695	34		5	3	2	0	
2001	38	11.5	Lincoln	NORL	Ind	Ind	2	5	5	0	0	0	0	0	0	0	1	0	2	.000	.000	.000	.000	0		0	0	0	0	
All Levels (14 Seasons)							1083	4141	3681	5411050	180	41	83	464	108	69	372	639	.285	.353	.424	.7771561			33	21	34	12		

Kash Beauchamp's Professional Coaching/Managerial Experience

- 1995 Harrisburg Senators, Double-A Eastern League, Montreal Expos (Hitting Coach)
- 1996 Gulf Coast League Expos, Rookie Gulf Coast League, Montreal Expos (Hitting Coach)
- 1997 Cape Fear Crocs, Low-A South Atlantic League, Montreal Expos (Hitting Coach)
- 1998 New Jersey Jackals, Northeast League, Ind. (Manager)
- 1999 New Jersey Jackals, Northern League East, Ind. (Manager)
- 2000 New Jersey Jackals, Northern League East, Ind. (Manager)
- 2001 Lincoln Saltdogs, Northern League, Ind. (Manager)
- 2002 Adirondack Lumberjacks, Northern League East, Ind. (Manager)
- 2003 Bangor Lumberjacks, Northeast League, Ind. (Manager)
- 2004 Bangor Lumberjacks, Northeast League, Ind. (Manager)
- 2006 Pensacola Pelicans, American Association, Ind. (Manager)
- 2007 Anderson Joes, South Coast League, Ind. (Manager)
- 2008 Wichita Wingnuts, American Association, Ind. (Manager)
- 2017 Arizona Diamondbacks (Independent League Scout)
- 2018 Southern Maryland Blue Crabs, Atlantic League, Ind. (Hitting Coach)
- Arizona Diamondbacks (Independent League Scout)
- 2019 Arizona Diamondbacks (Independent League Scout)



Beauchamp served as hitting coach for the Atlantic League's Southern Maryland Blue Crabs in 2018.

WINNIPEG GOLDEYES SUPPORT STAFF

EVAN FEHR – ATHLETIC THERAPIST

Fehr enters his first season as the Goldeyes' head Athletic Therapist after serving with the club as an intern in 2019. Fehr recently completed his degree in Athletic Therapy from the University of Manitoba where he worked extensively with several of the school's varsity teams.

JAMIE SAMSON – CLUBHOUSE MANAGER

Samson enters his 19th season as a member of the Goldeyes' clubhouse staff. After starting out as a bat boy in 2001, Samson was promoted to Assistant Clubhouse Manager in 2005 before taking over his current position as Clubhouse/Equipment Manager midway through 2007. The St. Andrews, Manitoba native is responsible for all gameday player services, including equipment dispersal, meal preparation, and uniforms. In 2015, Samson worked his 1,000th game as a member of the Goldeyes' clubhouse staff. Samson graduated from Selkirk Comprehensive High School, and holds a Business Administration degree from the University of Winnipeg.

RUSS HORBAL – PHYSIOTHERAPIST

Russ has served as a rehab consultant and therapist for the Winnipeg Jets, Winnipeg Blue Bombers, and numerous other amateur sports organizations. Horbal coordinated the medical therapy services for many local sporting events, including the World Junior Men's and Women's Hockey Championships and the 1999 Pan Am Games. Horbal has been part of the Canadian Medical Team for four World Student Games and three Olympic Games.

DR. HEIN PETERS – TEAM PHYSICIAN

Dr. Peters has been a full-time Sport Medicine Physician at the Pan Am Clinic since 2004. Dr. Peters obtained his medical degree from the University of Pretoria, South Africa in 1985, and later obtained his Certification in Family Medicine from the College of Family Physicians of Canada, as well as a diploma in Sport Medicine from the Canadian Academy of Sport Medicine in 2003.

DR. SHAWN VERITY – TEAM PHYSICIAN

Dr. Verity serves as a Sport Medicine Physician at the Pan Am Clinic in Winnipeg. After earning a Bachelor of Science degree from the University of Winnipeg in 2001, Dr. Verity graduated from the University of Manitoba in 2006 with his Doctorate in Medicine. Dr. Verity later completed programs at the University of Manitoba in both Family and Sports Medicine, while also serving on the University's Faculty of Medicine as a lecturer.

DR. GLENN BAILEY – TEAM CHIROPRACTOR

A native of Pinawa, Manitoba, Dr. Bailey graduated from the prestigious Palmer College of Chiropractic in 1993, and also holds a four-year degree in Science from the University of Winnipeg. Dr. Bailey is also the only certified animal chiropractor in the province, and is a member of the Canadian Chiropractic Association, International Chiropractic Association, the Manitoba Chiropractic Association, and the American Veterinarian Chiropractic Association.

DR. BRIAN BOOK – TEAM OPTOMETRIST

Dr. Book graduated from the University of Waterloo as an optometrist in 1977 and is the founder of Book Optical and Book Vision Care, which has provided high-quality eye care and eyewear to Manitobans for nearly 40 years. Dr. Book was a pioneer in the early days of contact lenses, and has participated as a clinical investigator, helping contribute to the design and improvement of contact lenses and their fitting techniques.

TRAINING GROUNDS

Independent baseball is well-known as a great vehicle for players hoping for a second (or first) chance with a Major League organization. However, the opportunities for advancement extend well outside the foul lines.

Former Athletic Therapist Brad Shaw has been an integral part of the National Hockey League's (NHL) Winnipeg Jets' training staff since the franchise returned to the city in 2011.

Shane Zdebiak is another former Goldeyes' Athletic Therapist who is rising up the industry ladder. After serving three years in the Seattle Mariners' organization (MLB), "Dr. Zed" became the lead trainer for the California League's Stockton Ports, the High-A affiliate of the Oakland Athletics. In November 2019, Zdebiak was promoted to the Athletics' Double-A Texas League affiliate, the Midland RockHounds.

Stephen Wady, the Goldeyes' Athletic Therapist from 2014-15, is currently with the Canadian Football League's (CFL) Calgary Stampeders, and was a member of their Grey Cup-winning staff in 2018.

Kyle Vouriot, the Goldeyes' Athletic Therapist in 2016, is now with the American Hockey League's (AHL) Manitoba Moose.

Most recently, Derek McLennan, who served the Goldeyes from 2016-18, joined Valour FC soccer club during their expansion season in 2019.

WINNIPEG GOLDEYES RECORDS



Reggie Abercrombie celebrates after setting the American Association's all-time home run record on July 14th, 2016. Upon retiring at the conclusion of the 2019 season, Abercrombie still held the record with 146 home runs.

WINNIPEG GOLDEYES ANNUAL TEAM BATTING (1994-2019)

YEAR	BA	G	AB	R	H	2B	3B	HR	RBI	BB	SO	SB	CS	OBP	SLG	E
1994	0.277	80	2,687	398	745	140	17	61	368	271	414	106	51	0.351	0.410	82
1995	0.291	85	2,967	504	863	156	17	102	471	299	539	96	43	0.360	0.458	92
1996	0.280	84	2,845	530	798	142	15	96	461	377	491	101	33	0.370	0.442	88
1997	0.299	83	2,980	612	890	167	21	99	550	383	544	156	33	0.386	0.468	87
1998	0.310	86	3,057	593	949	167	15	123	540	343	554	83	30	0.387	0.496	88
1999	0.282	86	2,976	523	840	161	30	68	478	364	445	76	39	0.368	0.425	119
2000	0.282	86	2,972	480	839	161	14	74	431	305	448	104	30	0.356	0.421	107
2001	0.301	90	3,249	540	978	180	21	85	495	296	496	66	32	0.365	0.448	105
2002	0.298	89	3,156	499	941	151	15	74	464	276	483	73	26	0.357	0.426	81
2003	0.288	89	3,114	502	898	161	22	71	461	310	484	90	28	0.355	0.423	87
2004	0.283	95	3,334	522	945	191	22	87	476	285	566	117	41	0.344	0.432	97
2005	0.284	95	3,271	476	930	179	19	62	433	345	515	108	46	0.358	0.408	106
2006	0.274	96	3,250	481	892	174	20	65	448	307	513	115	40	0.343	0.400	91
2007	0.294	95	3,246	568	953	186	25	107	526	351	543	127	36	0.365	0.465	101
2008	0.281	96	3,284	506	923	194	24	84	452	333	581	129	47	0.352	0.431	103
2009	0.277	96	3,286	531	909	191	10	120	489	330	584	92	30	0.348	0.450	108
2010	0.290	99	3,411	526	989	181	17	92	493	317	526	64	28	0.355	0.434	89
2011	0.294	100	3,496	583	1,027	206	25	84	546	387	586	108	44	0.371	0.439	101
2012	0.285	100	3,449	519	984	181	22	62	475	327	532	106	33	0.352	0.404	99
2013	0.287	100	3,461	516	992	180	15	74	480	307	498	112	33	0.350	0.411	93
2014	0.302	100	3,426	547	1,035	188	14	96	514	301	559	107	31	0.360	0.449	74
2015	0.283	99	3,424	489	970	156	12	62	457	312	596	121	48	0.347	0.390	94
2016	0.283	100	3,450	594	975	178	23	85	569	462	699	136	36	0.369	0.421	89
2017	0.296	100	3,505	607	1,036	195	14	100	558	378	684	104	26	0.367	0.445	109
2018	0.267	100	3,435	468	917	172	16	88	443	341	718	63	27	0.339	0.403	114
2019	0.274	100	3,365	530	922	174	19	81	486	381	673	116	35	0.351	0.409	48

GOLDEYES OUTFIELD ASSIST LEADERS BY SEASON

YEAR	PLAYER	OF ASST.
1994	Darryl Brinkley, Kevin Dattola	5
1995	Brent Watts	9
1996	Brent Watts	14
1997	CJ Martin	12
1998	Tony Chance	10
1999	Chris Kokinda	11
2000	Bobby Brown	7
2001	Carmine Cappuccio	9
2002	Bobby Brown, Charles Peterson	4
2003	Kris Cox	6
2004	TJ Soto, Billy Zoffinger	4
2005	Jorge Moreno	6
2006	Fehlandt Lentini	5
2007	Chris Latham	5
2008	Jamar Hill, Colin Roberson	5
2009	Cory Patton	8
2010	Justin Justice	7
2011	Kody Kaiser	6
2012	Josh Mazzola	7
2013	Josh Mazzola	6
2014	Josh Mazzola, Donnie Webb	6
2015	Reggie Abercrombie, Jon Weber	4
2016	Reggie Abercrombie	4
2017	Josh Romanski	5
2018	Josh Romanski	5
2019	Willy Garcia	5

WINNIPEG GOLDEYES ANNUAL TEAM PITCHING (1994-2019)

YEAR	W-L	ERA	G	GS	CG	SHO	SV	IP	H	R	ER	HR	HB	BB	SO	WP	OAVG
1994	43-37	4.36	80	80	11	8	14	706.1	744	393	342	62	21	265	635	41	0.272
1995	47-38	4.83	85	85	9	7	15	746.0	776	451	400	91	29	377	574	55	0.269
1996	50-34	4.68	84	84	7	5	20	733.1	742	433	381	102	43	351	583	27	0.262
1997	53-30	4.61	83	83	7	2	16	743.2	766	453	381	105	40	309	722	47	0.265
1998	58-28	4.47	86	86	8	3	25	758.2	801	434	377	103	40	286	632	43	0.270
1999	48-38	4.80	86	86	5	3	25	765.0	872	490	408	70	40	299	557	50	0.287
2000	48-38	4.48	86	86	10	4	19	759.0	756	438	378	91	41	277	563	39	0.257
2001	52-38	4.40	90	90	5	4	22	805.1	872	444	394	76	48	238	621	30	0.276
2002	56-33	3.39	89	89	5	6	22	795.1	792	354	300	52	39	225	671	18	0.258
2003	55-34	3.30	89	89	11	12	21	790.0	740	347	290	46	40	267	599	35	0.247
2004	56-39	4.32	95	95	8	7	27	845.0	883	466	406	79	62	315	653	39	0.272
2005	47-48	4.17	95	95	7	5	21	839.1	864	458	389	59	53	302	604	36	0.266
2006	52-44	3.80	96	96	5	8	25	845.0	822	425	357	64	44	312	652	64	0.253
2007	52-43	4.89	95	95	1	3	20	829.2	943	509	451	71	66	371	609	37	0.289
2008	51-45	4.51	96	96	4	1	21	839.1	954	490	421	73	25	319	616	53	0.289
2009	55-41	4.22	96	96	6	2	24	838.2	884	475	393	74	29	281	568	34	0.271
2010	46-53	4.94	99	99	6	3	25	861.2	985	536	473	102	33	338	686	39	0.286
2011	60-40	3.98	100	100	5	4	25	895.1	917	468	396	83	43	314	664	45	0.265
2012	55-45	4.16	100	100	1	3	22	889.1	945	469	411	61	41	284	657	47	0.271
2013	56-44	4.24	100	100	6	9	20	871.1	912	470	410	70	33	285	658	44	0.271
2014	63-37	3.79	100	100	8	9	28	866.2	895	411	365	69	32	254	612	36	0.267
2015	47-52	4.41	99	99	4	5	18	878.2	996	485	431	61	37	261	655	38	0.287
2016	58-42	4.52	100	100	6	5	28	890.2	903	511	447	85	61	337	713	62	0.262
2017	62-38	4.18	100	100	6	10	28	889.1	896	483	413	80	46	321	751	79	0.261
2018	41-59	4.48	100	100	5	2	23	884.1	999	529	440	79	49	293	702	56	0.287
2019	57-43	4.56	100	100	5	4	30	874.0	899	482	443	96	34	355	656	42	0.268

GOLDEYES 100+ STRIKEOUTS – SINGLE SEASON

YEAR	PITCHER	STRIKEOUTS
2002	Bobby Madritsch	153
1997	Jeff Zimmerman	140
2019	Mitchell Lambson	133
2018	Kevin McGovern	129
2016	Kevin McGovern	125
2004	Brad Purcell	119
2017	Kevin McGovern	118
2000	Jeff Keppen	117
2016	Edwin Carl	115
1998	Rick Forney	113
2012	Matt Rusch	113
2010	Chris Salamida	111
2013	Matt Rusch	111
2001	Shawn Onley	109
2011	Chris Salamida	109
1995	Jeff Bittiger	106
1997	Rick Forney	106
1998	Gregg Press	105
1999	Shawn Onley	103
2017	Edwin Carl	103
1996	Mike Bailey	102
2008	Bear Bay	102
2007	Ben Moore	101
1994	Jeff Bittiger	100

GOLDEYES 125+ INNINGS PITCHED – SINGLE SEASON

YEAR	PITCHER	IP
2019	Mitchell Lambson	150.2
2004	Roger Luque	149.0
2009	Andrew Walker	149.0
2013	Matt Rusch	144.2
2017	Kevin McGovern	144.1
2011	Andrew Walker	141.2
2010	Andrew Walker	141.0
2012	Andrew Walker	139.2
2012	Matt Rusch	139.0
2000	Scott Conner	136.2
2005	Roger Luque	133.1
2017	Mikey O'Brien	131.2
2006	Glenn Bott	130.2
2000	Jeff Keppen	130.1
2015	Nick Hernandez	130.0
1998	Rick Forney	129.2
2009	Bear Bay	129.2
2018	Kevin McGovern	129.1
2016	Kevin McGovern	129.0
2001	Shawn Onley	128.1
2005	Shawn Sedlacek	127.2
2004	Brad Purcell	127.0
1999	Shawn Onley	126.2
2019	Kevin McGovern	126.1
2014	Chris Salamida	126.0
1998	Gregg Press	125.1
2002	Bobby Madritsch	125.1
2010	Chris Salamida	125.1

WINNIPEG GOLDEYES ANNUAL ATTENDANCE

YEAR	HOME			ROAD		
	ATTENDANCE	OPENINGS	AVERAGE	ATTENDANCE	OPENINGS	AVERAGE
1994	212,571	40	5,314	136,411	39	3,498
1995	196,460	42	4,678	125,705	42	2,993
1996	171,351	40	4,284	124,168	40	3,104
1997	171,240	40	4,281	124,599	41	3,039
1998	159,512	43	3,710	121,418	42	2,891
1999	248,488	37	6,716	162,144	41	3,958
2000	271,513	42	6,465	164,983	42	3,928
2001	292,095	45	6,491	182,216	45	4,049
2002	303,786	44	6,094	163,513	45	3,634
2003	300,760	42	7,161	197,810	45	4,396
2004	323,341	47	6,880	182,009	48	3,792
2005	322,758	47	6,867	161,231	48	3,359
2006	312,213	48	6,504	121,725	45	2,705
2007	300,938	47	6,403	141,166	48	2,941
2008	284,398	45	6,320	198,444	47	4,222
2009	278,099	45	6,180	187,567	44	4,263
2010	271,399	48	5,654	156,979	47	3,340
2011	275,521	48	5,740	163,416	49	3,335
2012	285,263	50	5,705	157,767	50	3,155
2013	276,359	47	5,879	142,604	47	3,034
2014	258,429	46	5,618	158,295	48	3,298
2015	258,922	49	5,284	174,836	47	3,719
2016	231,206	48	4,816	170,084	48	3,544
2017	219,556	50	4,391	178,837	45	3,975
2018	219,370	49	4,476	184,157	50	3,684
2019	195,787	48	4,078	166,500	48	3,469

ALL-TIME LARGEST CROWDS

ATTENDANCE	DAY	DATE	OPPONENT	SCORE	LOCATION
22,081	WEDNESDAY	AUGUST 28 th , 1997	SIoux FALLS	6-1 LOSS	WINNIPEG STADIUM
20,749	TUESDAY	AUGUST 29 th , 1995	ST. PAUL	6-2 LOSS	WINNIPEG STADIUM
14,764	TUESDAY	JUNE 7 th , 1994	DULUTH-SUPERIOR	9-1 WIN	WINNIPEG STADIUM
11,356	WEDNESDAY	AUGUST 21 st , 1996	DULUTH-SUPERIOR	3-1 WIN	WINNIPEG STADIUM
9,188	FRIDAY	JUNE 2 nd , 1995	ST. PAUL	5-3 WIN	WINNIPEG STADIUM
8,865	SATURDAY	JUNE 18 th , 1994	THUNDER BAY	10-1 LOSS	WINNIPEG STADIUM
8,767	WEDNESDAY	JUNE 29 th , 1994	SIoux FALLS	4-3 WIN	WINNIPEG STADIUM
8,668	MONDAY	AUGUST 28 th , 2005	LINCOLN	2-1 WIN	SHAW PARK
8,569	FRIDAY	JUNE 17 th , 1994	THUNDER BAY	11-1 WIN	WINNIPEG STADIUM
8,246	SATURDAY	AUGUST 27 th , 1994	ST. PAUL	6-3 LOSS	WINNIPEG STADIUM
8,212	MONDAY	AUGUST 31, 2009	SCHAUMBURG	7-2 WIN	SHAW PARK
8,160	FRIDAY	MAY 31 st , 1996	THUNDER BAY	15-4 WIN	WINNIPEG STADIUM
8,155	TUESDAY	AUGUST 28 th , 2007	CALGARY	9-4 WIN	SHAW PARK
8,144	TUESDAY	AUGUST 18 th , 2009	FARGO-MOORHEAD	11-0 LOSS	SHAW PARK
8,065	FRIDAY	AUGUST 26 th , 2011	FARGO-MOORHEAD	9-5 WIN	SHAW PARK
8,008	SATURDAY	AUGUST 26 th , 2006	CALGARY	4-2 LOSS	SHAW PARK

FAMILIAR VOICE

Brandon native Ron Arnst has served as the Goldeyes' PA announcer since their inaugural season in 1994. Arnst is known for his trademark introduction of the team when they take the field at the beginning of each home game, elongating the letter "O" in the word "Goldeyes."

Arnst is also known for encouraging applause from the crowd when the Goldeyes' make an outstanding defensive play by announcing the player's name while the home team is in the field—something very seldom heard at a baseball game.

Arnst was inducted into the Manitoba Baseball Hall of Fame in 2020.

TEAM SINGLE-GAME RECORDS

BATTING

RUNS.....	24*July 16, 1997 at Fargo-Moorhead
RUNS (home).....	24August 22, 1995 vs. Sioux Falls
RUNS (road).....	24July 16, 1997 at Fargo-Moorhead
RUNS (both teams).....	39June 19, 1996 vs. Sioux Falls (WIN 20, SF 19)
RUNS (both teams, home).....	39June 19, 1996 vs. Sioux Falls (WIN 20, SF 19)
RUNS (both teams, road).....	33July 16, 1997 at Fargo-Moorhead (WIN 24, FAR 9)
HITS.....	27July 15, 2009 at Schaumburg
HITS (home).....	25*July 17, 2016 vs. Gary SouthShore
HITS (road).....	27July 15, 2009 at Schaumburg
HITS (both teams).....	50July 27, 1999 at Madison (WIN 26, MAD 24)
HITS (both teams, home).....	47June 19, 1996 vs. Sioux Falls (WIN 24, SF 23)
HITS (both teams, road).....	50July 27, 1999 at Madison (WIN 26, MAD 24)
DOUBLES.....	10July 15, 2009 at Schaumburg
DOUBLES (both teams).....	13August 31, 2007 at Edmonton (WIN 10, EDM 3)
TRIPLES.....	3June 7, 2004 vs. Gary SouthShore
TRIPLES (both teams).....	5June 3, 1997 vs. Madison (WIN 0, MAD 5)
HOME RUNS.....	9July 19, 1998 at Thunder Bay
HOME RUNS (both teams).....	11August 26, 1997 vs. Thunder Bay (WIN 6, TB 5)
WALKS.....	14*July 15, 2017 vs. Kansas City
WALKS (both teams).....	23June 19, 1996 vs. Sioux Falls (WIN 11, SC 12)
STRIKEOUTS.....	22August 5, 2016 at Gary SouthShore
STRIKEOUTS (both teams).....	27August 5, 2016 at Gary SouthShore (WIN 22, GAR 5)
STOLEN BASES.....	8June 7, 1997 at Thunder Bay
STOLEN BASES (both teams).....	9June 29, 2008 vs. Fargo-Moorhead (WIN 1, FAR 8)
CAUGHT STEALING.....	3*June 26, 2019 at Sioux City
CAUGHT STEALING (both teams).....	5June 25, 1994 at St. Paul (WIN 2, SC 3)
RUNNERS LEFT ON BASE.....	23July 27, 1999 at Madison
RUNNERS LEFT ON BASE (both teams).....	37July 27, 1999 at Madison (WIN 23, MAD 14)
FEWEST RUNNERS LEFT ON BASE.....	0July 18, 2009 at Fargo-Moorhead
FEWEST RUNNERS LEFT ON BASE (both teams).....	4July 18, 2009 at Fargo-Moorhead (WIN 0, FAR 4)
ERRORS.....	6May 21, 2014 at Laredo
ERRORS (opposition).....	7June 4, 2008 at Kansas City
ERRORS (both teams).....	10July 5, 2006 at Gary SouthShore (WIN 5, GAR 5)
FEWEST RUNS (both teams).....	1*August 9, 2019 at Milwaukee (Game 2) (WIN 1, MIL 0)
FEWEST RUNS (both teams, home).....	1*September 1, 2015 vs. Sioux Falls (WIN 0, SF 1)
FEWEST RUNS (both teams, road).....	1*August 9, 2019 at Milwaukee (Game 2) (WIN 1, MIL 0)
FEWEST HITS.....	1*May 27, 2015 at Wichita
FEWEST HITS (home).....	2July 27, 2003 vs. Fargo-Moorhead
FEWEST HITS (road).....	1*May 27, 2015 at Wichita
FEWEST HITS (both teams).....	5July 24, 1996 vs. Thunder Bay (WIN 3, TB 2)
FEWEST HITS (both teams, home).....	5July 24, 1996 vs. Thunder Bay (WIN 3, TB 2)
FEWEST HITS (both teams, road).....	8*May 27, 2015 at Wichita (WIN 1, WIC 7)

* Indicates the record has been accomplished multiple times. The most recent date is listed.

14 WALKS – BACK-TO-BACK YEARS

The Goldeyes tied a franchise single-game record for walks in both 2016 and 2017. On July 13th, 2016 vs. Sioux City, and again on July 14th, 2017 vs. Kansas City, the Goldeyes' offence drew 14 walks. Prior to the game in 2016, the Goldeyes had last drawn 14 walks on June 1st, 1996 vs. Thunder Bay.

WINNIPEG GOLDEYES .350+ BATTING AVERAGE – SINGLE SEASON

PLAYER	AVG.	YEAR
Terry Lee	.373	1995
Brian Duva	.367	1998
Tyler Kuhn	.360	2014
Casey Haerther	.360	2014
Carmine Cappuccio	.359	2001
Terry Lee	.358	1997
Brent Metheny	.357	2008
Terry Lee	.353	1996

TEAM SINGLE-GAME RECORDS (cont.)

PITCHING

RUNS ALLOWED.....	19	*May 25, 2017 at Wichita
RUNS ALLOWED (home).....	19	June 29, 2008 vs. Fargo-Moorhead
RUNS ALLOWED (road).....	19	*May 25, 2017 at Wichita
HITS ALLOWED.....	28	July 16, 2015 vs. Gary SouthShore
HITS ALLOWED (home).....	23	June 19, 1996 vs. Sioux Falls
HITS ALLOWED (road).....	28	July 16, 2015 vs. Gary SouthShore
DOUBLES ALLOWED.....	7	August 17, 2009 vs. Fargo-Moorhead
TRIPLES ALLOWED.....	5	June 3, 1997 vs. Madison
HOME RUNS ALLOWED.....	7	June 27, 1994 vs. Sioux Falls
WALKS ALLOWED.....	13	August 26, 2005 vs. Lincoln
STRIKEOUTS.....	17	August 20, 1997 at Sioux City
STOLEN BASES ALLOWED.....	8	June 29, 2008 vs. Fargo-Moorhead
CAUGHT STEALING (opposition).....	3	June 7, 2001 vs. Sioux City
RUNNERS LEFT ON BASE (opposition).....	21	August 10, 2003 vs. Joliet
FEWEST RUNNERS LEFT ON BASE (opposition).....	1	August 31, 2009 vs. Schaumburg
FEWEST HITS ALLOWED.....	0	June 4, 2014 at Sioux Falls
FEWEST HITS ALLOWED (home).....	1	*July 19, 2016 vs. St. Paul
FEWEST HITS ALLOWED (road).....	0	June 4, 2014 at Sioux Falls

* Indicates the record has been accomplished multiple times. The most recent date is listed.

MISCELLANEOUS

LARGEST MARGIN OF VICTORY.....	21	July 1, 1999 vs. Duluth-Superior (21-0 W)
LARGEST MARGIN OF VICTORY (home).....	21	July 1, 1999 vs. Duluth-Superior (21-0 W)
LARGEST MARGIN OF VICTORY (road).....	18	July 15, 2009 at Schaumburg (22-4 W)
LARGEST MARGIN OF DEFEAT.....	19	August 25, 1995 at Thunder Bay (19-0 L)
LARGEST MARGIN OF DEFEAT (home).....	17	June 27, 1994 vs. Sioux Falls (18-1 L)
LARGEST MARGIN OF DEFEAT (road).....	19	August 25, 1995 at Thunder Bay (19-0 L)

CAPABLE CAPELLAN

During his four years with the Goldeyes, right-handed pitcher Victor Capellan has established himself as one of the best relievers in both Goldeyes and American Association history. The hard-throwing sidearm tied a Goldeyes' single-season record with 22 saves in 2018 before breaking that mark with 27 saves in 2019. During the 2019 season, Capellan also broke Steve Thomas's record for Goldeyes career saves, as well as the American Association's all-time record for appearances. Capellan is one of eight players to win both the 2016 and 2017 American Association championships, and appeared in all 12 of the Goldeyes' postseason victories.

TEAM SINGLE-INNING RECORDS

BATTING

RUNS.....	17	July 16, 1997 at Fargo-Moorhead
HITS.....	11	July 31, 2013 vs. Lincoln
DOUBLES.....	4	July 26, 2004 at Sioux City
TRIPLES.....	2	June 3, 2008 at Kansas City
HOME RUNS.....	7	July 16, 1997 at Fargo-Moorhead
WALKS.....	5	June 29, 1996 vs. Fargo-Moorhead
STOLEN BASES.....	4	August 2, 2013 at Fargo-Moorhead

PITCHING

RUNS ALLOWED.....	10	May 27, 2004 at St. Paul
HITS ALLOWED.....	10	May 21, 2014 at Laredo
DOUBLES ALLOWED.....	4	August 17, 2009 vs. Fargo-Moorhead
TRIPLES ALLOWED.....	3	June 3, 1997 vs. Madison
HOME RUNS ALLOWED.....	3	June 27, 2008 vs. Fargo-Moorhead
WALKS ALLOWED.....	5	June 22, 2000 at Fargo-Moorhead
STOLEN BASES ALLOWED.....	3	June 29, 2008 vs. Fargo-Moorhead

TEAM SERIES RECORDS

THREE-GAME SERIES

BATTING

RUNS (three-game series)	50	6/19/98 - 6/21/98 vs. Duluth-Superior
RUNS (three-game series, home)	50	6/19/98 - 6/21/98 vs. Duluth-Superior
RUNS (three-game series, road)	42	7/14/97 - 7/16/97 at Fargo-Moorhead
RUNS (three-game series, both teams)	73	6/3/97 - 6/5/97 vs. Madison (WIN 47, MAD 26)
RUNS (three-game series, both teams, home)	73	6/3/97 - 6/5/97 vs. Madison (WIN 47, MAD 26)
RUNS (three-game series, both teams, road)	71	7/14/97 - 7/16/97 at Fargo-Moorhead (WIN 42, FAR 29)
FEWEST RUNS (three-game series)	1	5/26/15 - 5/28/15 at Wichita
FEWEST RUNS (three-game series, home)	3	7/8/14 - 7/10/14 vs. Sioux City
FEWEST RUNS (three-game series, road)	1	5/26/15 - 5/28/15 at Wichita
FEWEST RUNS (three-game series, both teams)	8	5/26/15 - 5/28/15 at Wichita (WIN 1, WIC 7)
FEWEST RUNS (three-game series, both teams, home)	14	8/26/03 - 8/28/03 vs. Gary SouthShore (WIN 9, GAR 5)
FEWEST RUNS (three-game series, both teams, road)	8	5/26/15 - 5/28/15 at Wichita (WIN 1, WIC 7)
HITS (three-game series)	56	6/19/98 - 6/21/98 vs. Duluth-Superior
HITS (three-game series, home)	56	6/19/98 - 6/21/98 vs. Duluth-Superior
HITS (three-game series, road)	47	8/1/03 - 8/3/03 at Sioux Falls
HITS (three-game series, both teams)	89	6/18/96 - 6/20/96 vs. Sioux Falls (WIN 42, SF 47)
HITS (three-game series, both teams, home)	89	6/18/96 - 6/20/96 vs. Sioux Falls (WIN 42, SF 47)
HITS (three-game series, both teams, road)	88	8/23/18 - 8/25/18 at Kansas City (WIN 37, KC 51)
FEWEST HITS (three-game series)	14	*5/24/19 - 5/26/19 vs. Kansas City
FEWEST HITS (three-game series, home)	14	5/24/19 - 5/26/19 vs. Kansas City
FEWEST HITS (three-game series, road)	14	6/17/14 - 6/19/14 at New Jersey
FEWEST HITS (three-game series, both teams)	28	*5/24/19 - 5/26/19 vs. Kansas City (WIN 14, KC 14)
FEWEST HITS (three-game series, both teams, home)	28	5/24/19 - 5/26/19 vs. Kansas City (WIN 14, KC 14)
FEWEST HITS (three-game series, both teams, road)	28	6/23/97 - 6/25/97 at Madison (WIN 14, MAD 14)

PITCHING

RUNS ALLOWED (three-game series)	40	*8/23/18 - 8/25/18 at Kansas City
RUNS ALLOWED (three-game series, home)	36	7/29/08 - 7/31/08 vs. Gary SouthShore
RUNS ALLOWED (three-game series, road)	40	*8/23/18 - 8/25/18 at Kansas City
FEWEST RUNS ALLOWED (three-game series)	2	*7/29/15 - 7/31/15 vs. Amarillo
FEWEST RUNS ALLOWED (three-game series, home)	2	7/29/15 - 7/31/15 vs. Amarillo
FEWEST RUNS ALLOWED (three-game series, road)	2	6/23/97 - 6/25/97 at Madison
HITS ALLOWED (three-game series)	53	8/10/99 - 8/12/99 at Sioux City
HITS ALLOWED (three-game series, home)	47	8/15/00 - 8/17/00 vs. Duluth-Superior
HITS ALLOWED (three-game series, road)	53	8/10/99 - 8/12/99 at Sioux City
FEWEST HITS ALLOWED (three-game series)	11	5/26/00 - 5/28/00 vs. Sioux Falls
FEWEST HITS ALLOWED (three-game series, home)	11	5/26/00 - 5/28/00 vs. Sioux Falls
FEWEST HITS ALLOWED (three-game series, road)	13	6/10/03 - 6/11/03 at Sioux City

** Indicates the record has been accomplished multiple times. The most recent date is listed.*

LONGEST TENURED INDEPENDENT TEAMS

The Winnipeg Goldeyes are among five teams with the longest tenure in the same city in independent baseball history. Several clubs can be traced all the way back to the birth of modern independent baseball in 1993, but the five listed below have remained fixtures in their respective cities since day one:

TEAM	YEAR FOUNDED	LEAGUES
St. Paul Saints	1993 (27)	Northern League (1993-2005), American Association (2006-present)
Sioux Falls Canaries	1993 (27)	Northern League (1993-2005), American Association (2006-present)
Sioux City Explorers	1993 (27)	Northern League (1993-2005), American Association (2006-present)
Winnipeg Goldeyes	1994 (26)	Northern League (1994-2010), American Association (2011-present)
Fargo-Moorhead RedHawks	1996 (24)	Northern League (1996-2010), American Association (2011-present)

TEAM SERIES RECORDS (cont.)

FOUR-GAME SERIES

BATTING

RUNS (four-game series)	45	8/8/11 - 8/11/11 vs. Sioux Falls
RUNS (four-game series, home)	45	8/8/11 - 8/11/11 vs. Sioux Falls
RUNS (four-game series, road)	42	8/11/03 - 8/14/03 at St. Paul
RUNS (four-game series, both teams)	73	8/13/99 - 8/16/99 vs. Fargo-Moorhead (WIN 34, FAR 39)
RUNS (four-game series, both teams, home)	73	8/13/99 - 8/16/99 vs. Fargo-Moorhead (WIN 34, FAR 39)
RUNS (four-game series, both teams, road)	66	8/19/10 - 8/22/10 at Fargo-Moorhead (WIN 38, FAR 28)
FEWEST RUNS (four-game series)	10	*8/28/15 - 8/31/15 vs. Fargo-Moorhead
FEWEST RUNS (four-game series, home)	10	8/28/15 - 8/31/15 vs. Fargo-Moorhead
FEWEST RUNS (four-game series, road)	10	5/17/07 - 5/20/07 at Gary SouthShore
FEWEST RUNS (four-game series, both teams)	20	9/2/04 - 9/5/04 vs. St. Paul (WIN, 11 STP 9)
FEWEST RUNS (four-game series, both teams, home)	20	9/2/04 - 9/5/04 vs. St. Paul (WIN, 11 STP 9)
FEWEST RUNS (four-game series, both teams, road)	24	7/6/17 - 7/9/17 at Gary SouthShore (WIN 17, GAR 7)
HITS (four-game series)	64	8/11/03 - 8/14/03 at St. Paul
HITS (four-game series, home)	60	7/30/13 - 8/1/13 vs. Lincoln
HITS (four-game series, road)	64	8/11/03 - 8/14/03 at St. Paul
HITS (four-game series, both teams)	115	8/13/99 - 8/16/99 vs. Fargo-Moorhead (WIN 54, FAR 61)
HITS (four-game series, both teams, home)	115	8/13/99 - 8/16/99 vs. Fargo-Moorhead (WIN 54, FAR 61)
HITS (four-game series, both teams, road)	113	7/13/09 - 7/16/09 at Schaumburg (WIN 62, SCH 51)
FEWEST HITS (four-game series)	20	5/17/07 - 5/20/07 at Gary SouthShore
FEWEST HITS (four-game series, home)	23	8/16/16 - 8/18/16 vs. St. Paul
FEWEST HITS (four-game series, road)	20	5/17/07 - 5/20/07 at Gary SouthShore
FEWEST HITS (four-game series, both teams)	43	8/16/16 - 8/18/16 vs. St. Paul (WIN 23, STP 20)
FEWEST HITS (four-game series, both teams, home)	43	8/16/16 - 8/18/16 vs. St. Paul (WIN 23, STP 20)
FEWEST HITS (four-game series, both teams, road)	55	5/17/07 - 5/20/07 at Gary SouthShore (WIN 20, GAR 35)

PITCHING

RUNS ALLOWED (four-game series)	39	8/17/09 - 8/19/09 vs. Fargo-Moorhead
RUNS ALLOWED (four-game series, home)	39	8/17/09 - 8/19/09 vs. Fargo-Moorhead
RUNS ALLOWED (four-game series, road)	36	6/22/17 - 6/25/17 at St. Paul
FEWEST RUNS ALLOWED (four-game series)	5	6/26/06 - 6/29/06 vs. Edmonton
FEWEST RUNS ALLOWED (four-game series, home)	5	6/26/06 - 6/29/06 vs. Edmonton
FEWEST RUNS ALLOWED (four-game series, road)	7	7/6/17 - 7/9/17 at Gary SouthShore
HITS ALLOWED (four-game series)	61	8/13/99 - 8/16/99 vs. Fargo-Moorhead
HITS ALLOWED (four-game series, home)	61	8/13/99 - 8/16/99 vs. Fargo-Moorhead
HITS ALLOWED (four-game series, road)	51	7/13/09 - 7/16/09 at Schaumburg
FEWEST HITS ALLOWED (four-game series)	20	8/16/16 - 8/18/16 vs. St. Paul
FEWEST HITS ALLOWED (four-game series, home)	20	8/16/16 - 8/18/16 vs. St. Paul
FEWEST HITS ALLOWED (four-game series, road)	21	6/2/14 - 6/5/14 at Sioux Falls

* *Indicates the record has been accomplished multiple times. The most recent date is listed.*

WINNIPEG GOLDEYES CONSECUTIVE SHUTOUTS		
DATE	OPPONENT	SCORE
6/26/95	Sioux City	7-0
6/28/95	Sioux City	7-0
8/10/98	Sioux City	2-0
8/10/98	Sioux City	8-0
8/28/03	Gary SouthShore	1-0
8/29/03	Lincoln	6-0
8/20/13	St. Paul	7-0
8/21/13	St. Paul	7-0
8/22/13	St. Paul	7-0
8/30/17	St. Paul	2-0
8/31/17	St. Paul	5-0
9/1/17	Fargo-Moorhead	5-0

TEAM SEASON RECORDS

GENERAL

WINS	63	2014
HOME WINS	34	2019
ROAD WINS	33	2014
LOSSES	59	2018
HOME LOSSES	29	2018
ROAD LOSSES	30*	2018
FEWEST WINS	41	2018
FEWEST HOME WINS	21*	2018
FEWEST ROAD WINS	18	2005
FEWEST LOSSES	28	1998
FEWEST HOME LOSSES	11	1998
FEWEST ROAD LOSSES	13	2002
WINS IN HALF	33	1998 (second half)
FEWEST WINS IN HALF	16	1994 (first half)
LOSSES IN HALF	25	2005 (first half)
FEWEST LOSSES IN HALF	10	1998 (second half)
WINS IN MONTH	23	2017 (August)
FEWEST WINS IN MONTH	9	2018 (July)
LOSSES IN MONTH	19	2018 (July)
FEWEST LOSSES IN MONTH	5	1997 (June)
WINNING STREAK	11	2014 (June 26-July 6)
HOME WINNING STREAK	10	2014 (August 10-August 23)
ROAD WINNING STREAK	9	2002 (June 29-July 20)
LOSING STREAK	9	2018 (August 14-August 23)
HOME LOSING STREAK	8	2018 (June 13-June 28)
ROAD LOSING STREAK	8*	2018 (June 24-July 8)
WINNING PERCENTAGE	.674	1998
LOWEST WINNING PERCENTAGE	.410	2018
TEAM SHUTOUTS	12	2003
FEWEST TEAM SHUTOUTS	1	2008
OPPOSITION TEAM SHUTOUTS	6	2008
FEWEST OPPOSITION TEAM SHUTOUTS	1*	2017
EXTRA INNING GAMES	15	2011
FEWEST EXTRA INNING GAMES	3*	2014
EXTRA INNING WINS	9	2004
FEWEST EXTRA INNING WINS	2*	2019
EXTRA INNING LOSSES	9	2011
FEWEST EXTRA INNING LOSSES	0	2000

* Indicates the record has been accomplished in multiple seasons. The most recent season is listed.

GOLDEYES 20+ HOME RUNS – SINGLE SEASON

YEAR	PLAYER	HR
1998	Sean Hearn	29
2009	Juan Diaz	29
2010	Juan Diaz	24
1996	Terry Lee	23
1995	Terry Lee	22
2002	Harry Berrios	21
2007	Brent Metheny	21
2007	Walter Young	21
1997	Terry Lee	20
1998	Tony Chance	20
2004	Pat Scalabrini	20
2015	Josh Mazzola	20
2016	Reggie Abercrombie	20
2017	David Bergin	20
2018	Josh Mazzola	20

NEW LEAGUE, NEW HEIGHTS

After 17 seasons in the Northern League, the Winnipeg Goldeyes became members of the American Association in 2011.

Since the move, the Goldeyes have twice set a franchise record for single-season wins. The Goldeyes won 60 games during their first American Association campaign in 2011, and topped that with 63 victories in 2014. In both years, the Goldeyes also captured the North Division pennant.

TEAM SEASON RECORDS (cont.)

BATTING

BATTING AVERAGE	.310	1998
LOWEST BATTING AVERAGE	.267	2018
AT BATS	3,505	2017
FEWEST AT BATS	2,687	1994
RUNS	612	1997
FEWEST RUNS	398	1994
HITS	1,036	2017
FEWEST HITS	745	1994
DOUBLES	206	2011
FEWEST DOUBLES	140	1994
TRIPLES	30	1999
FEWEST TRIPLES	10	2009
HOME RUNS	123	1998
FEWEST HOME RUNS	61	1994
RBI	569	2016
FEWEST RBI	368	1994
WALKS	462	2016
FEWEST WALKS	271	1994
STRIKEOUTS	718	2018
FEWEST STRIKEOUTS	414	1994
STOLEN BASES	156	1997
FEWEST STOLEN BASES	63	2018
CAUGHT STEALING	51	1994
FEWEST TIMES CAUGHT STEALING	26*	2017
ERRORS	119	1999
FEWEST ERRORS	48	2019
ON-BASE PERCENTAGE	.387	1998
LOWEST ON-BASE PERCENTAGE	.339	2018
SLUGGING PERCENTAGE	.496	1998
LOWEST SLUGGING PERCENTAGE	.390	2015

PITCHING

ERA	3.30	2003
HIGHEST ERA	4.94	2010
INNINGS PITCHED	895.1	2011
FEWEST INNINGS PITCHED	706.1	1994
RUNS ALLOWED	536	2010
FEWEST RUNS ALLOWED	347	2003
EARNED RUNS ALLOWED	473	2010
FEWEST EARNED RUNS ALLOWED	290	2003
HITS ALLOWED	999	2018
FEWEST HITS ALLOWED	740	2003
HOME RUNS ALLOWED	105	1997
FEWEST HOME RUNS ALLOWED	46	2003
WALKS ALLOWED	377	1995
FEWEST WALKS ALLOWED	225	2002
STRIKEOUTS	751	2017
FEWEST STRIKEOUTS	557	1999
COMPLETE GAMES	11*	2003
FEWEST COMPLETE GAMES	1*	2012
SAVES	30	2019
FEWEST SAVES	14	1994
TEAM SHUTOUTS	12	2003
FEWEST TEAM SHUTOUTS	1	2008
WILD PITCHES	79	2017
FEWEST WILD PITCHES	18	2002
HIT BATSMEN	66	2007
FEWEST HIT BATSMEN	21	1994
OPPOSITION BATTING AVERAGE	.247	2003
HIGHEST OPPOSITION BATTING AVERAGE	.289*	2008
CONSCUTIVE SCORELESS INNINGS	30*	2017 (8/29-9/2)

AMERICAN ASSOCIATION .975+ TEAM FIELDING CLUB

YEAR	TEAM	PCT.
2019	Winnipeg Goldeyes	.987
2017	Lincoln Saltdogs	.982
2016	Sioux City Explorers	.981
2019	Kansas City T-Bones	.981
2019	Lincoln Saltdogs	.981
2019	Sioux City Explorers	.981
2019	St. Paul Saints	.981
2009	Wichita Wingnuts	.980
2012	Wichita Wingnuts	.980
2014	Wichita Wingnuts	.980
2014	Winnipeg Goldeyes	.980
2015	St. Paul Saints	.980
2006	Shreveport Sports	.979
2017	Gary SouthShore RailCats	.979
2018	Chicago Dogs	.979
2019	Milwaukee Milkmen	.979
2014	Sioux Falls Canaries	.978
2016	Joplin Blasters	.978
2017	Cleburne Railroaders	.978
2018	Lincoln Saltdogs	.978
2019	Fargo-Moorhead RedHawks	.978
2019	Sioux Falls Canaries	.978
2013	Fargo-Moorhead RedHawks	.977
2013	Wichita Wingnuts	.977
2015	Kansas City T-Bones	.977
2016	Lincoln Saltdogs	.977
2016	St. Paul Saints	.977
2017	Fargo-Moorhead RedHawks	.977
2017	St. Paul Saints	.977
2017	Wichita Wingnuts	.977
2018	Kansas City T-Bones	.977
2018	Sioux City Explorers	.977
2019	Gary SouthShore RailCats	.977
2011	Gary SouthShore RailCats	.976
2012	Gary SouthShore RailCats	.976
2012	St. Paul Saints	.976
2013	Gary SouthShore RailCats	.976
2013	St. Paul Saints	.976
2013	Sioux City Explorers	.976
2014	Fargo-Moorhead RedHawks	.976
2014	Lincoln Saltdogs	.976
2015	Sioux City Explorers	.976
2016	Winnipeg Goldeyes	.976
2017	Kansas City T-Bones	.976
2018	Gary SouthShore RailCats	.976
2007	Fort Worth Cats	.975
2008	Wichita Wingnuts	.975
2011	Wichita Wingnuts	.975
2013	Grand Prairie AirHogs	.975
2013	Winnipeg Goldeyes	.975
2015	Gary SouthShore RailCats	.975
2015	Winnipeg Goldeyes	.975
2016	Gary SouthShore RailCats	.975
2016	Laredo Lemurs	.975
2017	Texas AirHogs	.975
2018	Fargo-Moorhead RedHawks	.975

* Indicates the record has been accomplished in multiple seasons. The most recent season is listed.

INDIVIDUAL SINGLE-GAME RECORDS

BATTING

AT BATS.....	9	Chad Thornhill and Brent Sachs	July 27, 1999 at Madison
RUNS.....	5	Adam Heisler*	June 25, 2015 at Sioux Falls
HITS.....	6	Andrew Sohn*	July 15, 2017 vs. Kansas City
DOUBLES.....	3	Kyle Martin*.....	July 27, 2019 vs. Fargo-Moorhead
TRIPLES.....	2	Josh Romanski*	July 2, 2016 vs. Sioux Falls
HOME RUNS	4	Ryan Jones	August 8, 2000 at Sioux Falls
TOTAL BASES.....	17	Ryan Jones	August 8, 2000 at Sioux Falls
RBI.....	8	Casey Haerther*.....	June 25, 2015 at Sioux Falls
WALKS	5	Luis Alen*.....	June 25, 2015 at Sioux Falls
STRIKEOUTS	5	Josh Mazzola*.....	May 20, 2012 at Amarillo
STOLEN BASES	6	Brian Duva	June 6, 1997 at Thunder Bay
CAUGHT STEALING.....	2	Price Kendall*.....	August 11, 2012 vs. Wichita
ERRORS.....	3	Matt McCann*	May 28, 2018 vs. Lincoln

** Indicates the record has been accomplished multiple times. The most recent player is listed.*

PITCHING

HITS.....	15	Kyle Anderson.....	July 16, 2015 vs. Gary SouthShore
RUNS	15	Ethan Carnes	August 19, 2016 at Sioux City
EARNED RUNS	13	Ethan Carnes	August 19, 2016 at Sioux City
HOME RUNS	5	Parker French*	July 5, 2019 vs. St. Paul
STRIKEOUTS	16	Mike Bailey.....	July 9, 1997 vs. St. Paul
CONSECUTIVE STRIKEOUTS	8	Kevin McGovern.....	June 9, 2018 vs. Chicago
WALKS	10	Jeff Keppen.....	June 28, 1999 at Fargo-Moorhead
CONSECUTIVE WALKS	5	Scott Conner	June 22, 2000 at Fargo-Moorhead
HIT BATSMEN	4	Phil Sobkow	August 17, 2005 at Joliet
WILD PITCHES.....	4	Shawn Onley.....	August 4, 2001 at Sioux City
FEWEST HITS ALLOWED (CG).....	1	Ace Walker.....	August 29, 2010 vs. Fargo-Moorhead

** Indicates the record has been accomplished multiple times. The most recent player is listed.*

INDIVIDUAL CONSECUTIVE GAME RECORDS

BATTING

HITS.....	27	Luis Ortiz.....	June 9 to July 8, 2001
.....		Brent Metheny.....	May 28 to June 27, 2008
DOUBLES.....	5	Brent Metheny.....	July 8 to July 15, 2007
TRIPLES.....	2	Fehlandt Lentini*	June 12 to June 13, 2008
HOME RUNS	5	Sean Hearn.....	July 5 to July 10, 1998
RUNS.....	12	Terry Lee.....	July 4 to July 17, 1996
.....		Fehlandt Lentini.....	May 31 to June 13, 2008
STOLEN BASES	6	Brian Duva	August 24 to August 29, 1997

** Indicates the record has been accomplished multiple times. The most recent player is listed.*

PITCHING

SCORELESS INNINGS...24.0		Shawn Onley.....	June 22 to July 9, 2001
DECISIONS WON.....	11	Jamie Ybarra.....	June 22 to August 26, 1996
STARTS WON	10	Jamie Ybarra.....	July 3 to August 26, 1996
DECISIONS LOST	5	Alex Boshers*.....	July 21 to August 19, 2018
STARTS LOST.....	4	Kevin McGovern*	August 10 to August 25, 2018
SAVES	16	Jeff Sparks	June 29, to September 2, 1998

** Indicates the record has been accomplished multiple times. The most recent player is listed.*

INDIVIDUAL BATTING RECORDS – SEASON

BATTING AVERAGE (min. 216 PA)

.373	Terry Lee	1995
.367	Brian Duva	1998
.360	Casey Haerther	2014
.360	Tyler Kuhn	2014
.359	Carmine Cappuccio	2001

GAMES

100	Price Kendall	2011
100	Brian Myrow	2011
100	Kody Kaiser	2011
100	Price Kendall	2012
100	Josh Mazzola	2013
100	Tyler Kuhn	2014
100	Maikol Gonzalez	2016
100	Reggie Abercrombie	2017
100	David Bergin	2017
100	Wes Darvill	2017
100	Shawn Pleffner	2017
100	Alex Perez	2019

AT BATS

423	Kody Kaiser	2011
420	Fehlandt Lentini	2008
418	Fehlandt Lentini	2006
417	Price Kendall	2011
411	Tyler Kuhn	2014

RUNS

93	Fehlandt Lentini	2006
88	Terry Lee	1997
88	Andrew Sohn	2017
86	Fehlandt Lentini	2007
83	Harry Berrios	2002
83	Brent Sachs	2002
83	Price Kendall	2011

HITS

148	Tyler Kuhn	2014
140	Casey Haerther	2014
136	Carmine Cappuccio	2001
136	Fehlandt Lentini	2006
135	Price Kendall	2011

DOUBLES

39	Carmine Cappuccio	2001
36	Fehlandt Lentini	2007
34	Pat Scalabrini	2004
33	David Bergin	2017
32	Fehlandt Lentini	2006

TRIPLES

13	Fehlandt Lentini	2006
9	Brent Sachs	1999
8	Fehlandt Lentini	2008
7	Brian Duva	1999
7	TJ Soto	2004
7	Max Poulin	2007
7	Fehlandt Lentini	2007
7	Justin Justice	2010
7	Chris Roberson	2012

HOME RUNS

29	Sean Hearn	1998
29	Juan Diaz	2009
24	Juan Diaz	2010
23	Terry Lee	1996
22	Terry Lee	1995

RBI

90	Juan Diaz	2009
88	Terry Lee	1996
82	Reggie Abercrombie	2017
81	Tony Chance	1998
81	Wes Long	2011
81	Josh Romanski	2017

STOLEN BASES

57	Fehlandt Lentini	2006
55	Brian Duva	1997
44	Adam Heisler	2015
42	Fehlandt Lentini	2007
41	Kevin Dattola	1995
41	Ralph Santana	2005

CAUGHT STEALING

19	Ralph Santana	2005
15	Brian Duva	1998
14	Kevin Dattola	1995
13	Darryl Brinkley	1994
12	Brian Duva	2000

WALKS

80	Brian Myrow	2011
75	Maikol Gonzalez	2016
72	Louis Ott	2011
66	Alex Perez	2019
63	Terry Lee	1996

STRIKEOUTS

112	Reggie Abercrombie	2018
110	Reggie Abercrombie	2017
98	Reggie Abercrombie	2014
97	Casio Grider	2016
97	Willy Garcia	2019

ON-BASE PERCENTAGE (min. 216 PA)

.484	Chip Alley	2003
.464	Terry Lee	1996
.453	Brent Metheny	2008
.448	Terry Lee	1995
.448	Brock Bond	2014

SLUGGING PERCENTAGE (min. 216 PA)

.643	Terry Lee	1995
.642	Sean Hearn	1998
.634	Terry Lee	1996
.633	Terry Lee	1997
.600	Steve Dailey	1994

TOTAL BASES

225	Pat Scalabrini	2004
217	David Bergin	2017
213	Juan Diaz	2009
212	Fehlandt Lentini	2006
210	Fehlandt Lentini	2007

HIT BY PITCH

17	Price Kendall	2011
16	Chris Kokinda	1999
16	David Bergin	2017
14	Chris Kokinda	1998
13	Chris Kokinda	1997
13	Dan Everson	1999

SACRIFICE HITS

14	Gary Villacres	2000
12	Tripp MacKay	1998
12	Max Poulin	2007
11	Max Poulin	2006
11	Price Kendall	2011
11	Casio Grider	2015

SACRIFICE FLIES

10	Wes Chamberlain	2000
10	Wes Long	2011
9	Brad Komminsk	1996
9	Donnie Webb	2014
9	Reggie Abercrombie	2017

INTENTIONAL WALKS

9	Brent Metheny	2008
8	Terry Lee	1996
8	Juan Diaz	2009
7	Carmine Cappuccio	2001
7	Walter Young	2007

GOLDEYES 40+ STOLEN BASES – SINGLE SEASON

YEAR	PLAYER	SB
2006	Fehlandt Lentini	57
1997	Brian Duva	55
2015	Adam Heisler	44
2007	Fehlandt Lentini	42
1995	Kevin Dattola	41
2005	Ralph Santana	41
2000	Brian Duva	40

INDIVIDUAL BATTING RECORDS – CAREER

BATTING AVERAGE (min. 648 PA)

.361	Terry Lee	1995-97
.327	Harry Berrios	2002-06
.326	Juan Diaz	2009-10
.326	Casey Haerther	2013-15
.320	Brian Myrow	1999-2001, 2011

HOME RUNS

92	Reggie Abercrombie	2014-19
90	Josh Mazzola	2012-15, 2018
65	Terry Lee	1995-97
57	Harry Berrios	2002-06
53	Juan Diaz	2009-10

ON-BASE PERCENTAGE (min. 648 PA)

.454	Brian Myrow	1999-2001, 2011
.450	Terry Lee	1995-97
.407	Chris Kokinda	1996-99
.400	Juan Diaz	2009-10
.398	Kevin Dattola	1994-96

GAMES

676	Max Poulin	2001-08
655	Luis Alen	2007, 2010-15
538	Reggie Abercrombie	2014-19
493	Josh Mazzola	2012-15, 2018
470	Brian Duva	1995-2000

RBI

393	Reggie Abercrombie	2014-19
347	Luis Alen	2007, 2010-15
344	Josh Mazzola	2012-15, 2018
319	Harry Berrios	2002-06
250	Max Poulin	2001-08

SLUGGING PERCENTAGE (min. 648 PA)

.637	Terry Lee	1995-97
.578	Juan Diaz	2009-10
.531	Wes Chamberlain	1998, 2000, 2004
.524	Brent Metheny	2007-09
.513	Brian Myrow	1999-2001, 2011

AT BATS

2,374	Max Poulin	2001-08
2,330	Luis Alen	2007, 2010-15
2,152	Reggie Abercrombie	2014-19
1,963	Brian Duva	1995-2000
1,850	Josh Mazzola	2012-15, 2018

STOLEN BASES

180	Brian Duva	1995-2000
159	Fehlandt Lentini	2006-08, 2011, 2013
98	Reggie Abercrombie	2014-19
81	Max Poulin	2001-08
80	Brent Sachs	1999, 2000-03

TOTAL BASES

1,000	Reggie Abercrombie	2014-19
970	Luis Alen	2007, 2010-15
913	Josh Mazzola	2012-15, 2018
860	Max Poulin	2001-08
830	Harry Berrios	2002-06

RUNS

371	Reggie Abercrombie	2014-19
370	Brian Duva	1995-2000
336	Max Poulin	2001-08
318	Fehlandt Lentini	2006-08, 2011, 2013
310	Josh Mazzola	2012-15, 2018

CAUGHT STEALING

58	Brian Duva	1995-2000
39	Max Poulin	2001-08
35	Reggie Abercrombie	2014-19
24	Kevin Dattola	1994-96
23	Fehlandt Lentini	2006-08, 2011, 2013

HIT BY PITCH

55	Chris Kokinda	1996-99
40	Reggie Abercrombie	2014-19
38	Price Kendall	2010-12
33	Luis Alen	2007, 2010-15
33	Josh Mazzola	2012-15, 2018

HITS

714	Luis Alen	2007, 2010-15
631	Max Poulin	2001-08
620	Reggie Abercrombie	2014-19
608	Brian Duva	1995-2000
566	Harry Berrios	2002-06

WALKS

232	Luis Alen	2007, 2010-15
227	Max Poulin	2001-08
189	Brian Duva	1995-2000
186	Chris Kokinda	1996-99
166	Josh Mazzola	2012-15, 2018

SACRIFICE HITS

53	Max Poulin	2001-08
25	Brian Duva	1995-2000
20	Tripp MacKay	1998-99
20	Casio Grider	2015-17
17	Price Kendall	2010-12

DOUBLES

130	Luis Alen	2007, 2010-15
129	Fehlandt Lentini	2006-08, 2011, 2013
109	Josh Mazzola	2012-15, 2018
95	Max Poulin	2001-08
93	Brian Duva	1995-2000

STRIKEOUTS

564	Reggie Abercrombie	2014-19
457	Max Poulin	2001-08
367	Josh Mazzola	2012-15, 2018
252	Kevin West	2008-10
242	Brent Sachs	1999, 2000-03

SACRIFICE FLIES

26	Luis Alen	2007, 2010-15
24	Josh Mazzola	2012-15, 2018
21	Reggie Abercrombie	2014-19
18	Max Poulin	2001-08
17	Harry Berrios	2002-06

TRIPLES

34	Max Poulin	2001-08
29	Fehlandt Lentini	2006-08, 2011, 2013
20	Brent Sachs	1999, 2000-03
19	Brian Duva	1995-2000
12	Josh Mazzola	2012-15, 2018

INTENTIONAL WALKS

16	Terry Lee	1995-97
16	Brent Metheny	2007-09
15	Harry Berrios	2002-06
13	Wes Chamberlain	1998, 2000, 2004
13	Luis Alen	2007, 2010-15

GOLDEYES 125+ HITS – SINGLE SEASON

YEAR	PLAYER	H
2014	Tyler Kuhn	148
2014	Casey Haerther	140
2001	Carmine Cappuccio	136
2006	Fehlandt Lentini	136
2011	Price Kendall	135
2005	Harry Berrios	133
2017	Shawn Pleffner	133
1998	Brian Duva	131
2004	Harry Berrios	131
2017	Josh Romanski	131
2007	Fehlandt Lentini	130
2010	Kevin West	129
2004	Pat Scalabrini	127
2015	Casey Haerther	127
2002	Brent Sachs	126
2008	Fehlandt Lentini	125
2010	Juan Diaz	125
2012	Chris Roberson	125
2018	Reggie Abercrombie	125

INDIVIDUAL PITCHING RECORDS – SEASON

WINS

14	Rafael Gross	2001
13	Rafael Gross	2003
13	Kevin McGovern	2017
13	Mitchell Lambson	2019
12	Geraldo Padua	2002
12	Shayn Holbrook	2004
12	Andrew Walker	2009
12	Nick Hernandez	2014
12	Kevin McGovern	2019

LOSSES

12	Kevin McGovern	2018
10	Alex Boshers	2018
9	Shawn Onley	1999
9	Chris Salamida	2010
8	Gregg Press	1998
8	Roger Luque	2005
8	Pete Gehle	2013
8	Matt Jackson	2015
8	Nick Hernandez	2015

WINNING PERCENTAGE (min. 10 decisions)

.917	Jamie Ybarra	1996 (11-1)
.875	Rafael Gross	2001 (14-2)
.867	Rafael Gross	2003 (13-2)
.857	Nick Hernandez	2014 (12-2)
.818	Jeff Zimmerman	1997 (9-2)

ERA (min. 64.0 IP)

1.75	Brian Beuning	2008
2.13	Rick Forney	1999
2.28	Rafael Gross	2003
2.30	Rafael Gross	2001
2.30	Bobby Madritsch	2002

GAMES

60	Jack Charleston	2018
58	Brendan Lafferty	2015
55	Brendan Lafferty	2014
53	Brendan Lafferty	2013
51	Brian Beuning	2008

GAMES STARTED

23	Matt Rusch	2013
22	Bear Bay	2009
22	Andrew Walker	2010
22	Mikey O'Brien	2017
21	Roger Luque	2004
21	Roger Luque	2005
21	Andrew Walker	2009
21	Chris Salamida	2010
21	Andrew Walker	2011
21	Chris Salamida	2011
21	Andrew Walker	2012
21	Matt Rusch	2012
21	Matt Jackson	2014
21	Matt Jackson	2015
21	Kevin McGovern	2016
21	Kevin McGovern	2017
21	Kevin McGovern	2018
21	Alex Boshers	2018
21	Mitchell Lambson	2019

GAMES FINISHED

44	Jailen Peguero	2015
43	Matt Davis	2007
41	Victor Capellan	2019
40	Ryan Chaffee	2017
38	Oscar Montero	2004
38	Jamie Vermilyea	2011

COMPLETE GAMES

6	Andrew Walker	2009
5	Joey Cramblitt	2003
4	Roger Luque	2004
4	Shawn Sedlacek	2005
4	Chris Salamida	2014
4	Mitchell Lambson	2019

SHUTOUTS

3	Jeff Bittiger	1994
3	Roger Luque	2004
2	Mike Bailey	1995
2	Jeff Bittiger	1995
2	Joey Cramblitt	2003
2	Rafael Gross	2003
2	Chris Salamida	2013
2	Nick Hernandez	2014
2	Nick Hernandez	2015
2	Kevin McGovern	2017
2	Mitchell Lambson	2019

SAVES

27	Victor Capellan	2019
22	Oscar Montero	2004
22	Victor Capellan	2018
21	Ryan Chaffee	2017
20	Steve Thomas	2001

INNINGS PITCHED

150.2	Mitchell Lambson	2019
149.0	Roger Luque	2004
149.0	Andrew Walker	2009
144.2	Matt Rusch	2013
144.1	Kevin McGovern	2017

HITS ALLOWED

164	Andrew Walker	2010
161	Alex Boshers	2018
157	Roger Luque	2004
156	Andrew Walker	2009
155	Matt Jackson	2015

RUNS ALLOWED

87	Alex Boshers	2018
85	Shawn Onley	1999
85	Kevin McGovern	2018
84	Zack Dodson	2017
82	Roger Luque	2005
82	Andrew Walker	2010

EARNED RUNS ALLOWED

80	Eric Anderson	1998
76	Andrew Walker	2010
75	Roger Luque	2005
75	Alex Boshers	2018
74	Rod Pedraza	1997
74	Chris Salamida	2010

HOME RUNS ALLOWED

26	Rod Pedraza	1997
25	Eric Anderson	1998
21	Mikey O'Brien	2017
20	Andrew Walker	2010
19	Mike Bailey	1996

WALKS ALLOWED

65	Joel Posey	2007
62	Jamie Ybarra	1997
55	Mike Bailey	1996
55	Matt Jarvis	1996
55	Stephen Flake	2010

INTENTIONAL WALKS ALLOWED

6	Brian Beuning	2008
5	Alan Ochsner	2001
5	Donnie Smith	2001
5	Ben Moore	2007
5	Luis Villarreal	2011

STRIKEOUTS

153	Bobby Madritsch	2002
140	Jeff Zimmerman	1997
133	Mitchell Lambson	2019
129	Kevin McGovern	2018
125	Kevin McGovern	2016

HIT BY PITCH ALLOWED

17	Brad Purcell	2004
15	Mikey O'Brien	2016
13	Kenny Rayborn	2002
13	Brad Purcell	2003
12	Zack Dodson	2017

BALKS

3	Matt Jarvis	1996
3	Steve Murray	2004
3	Isaac Hess	2011
3	Chris Salamida	2014
2	Darrin McClellan	1995
2	Dan Guehne	1997
2	Rafael Gross	2001
2	Bobby Madritsch	2002
2	Steve Thomas	2002
2	Roger Luque	2004
2	Phil Sobkow	2006
2	Aaron Jackson	2008
2	Dustin Pease	2008
2	Chris Salamida	2012
2	Kenny Mathews	2017

WILD PITCHES

13	Tim Smith	1995
13	Aaron Jackson	2008
13	Zack Dodson	2017
11	Eric Anderson	1998
11	Noah Bowman	1999
11	Edwin Carl	2016

GOLDEYES 15+ SAVES – SINGLE-SEASON

PITCHER	SV	YEAR
Victor Capellan	27	2019
Oscar Montero	22	2004
Victor Capellan	22	2018
Ryan Chaffee	21	2017
Steve Thomas	20	2001
Matt Davis	18	2007
Jeff Sparks	17	1998
Jamie Vermilyea	17	2011
Patrick Keating	17	2013
Chris Kiscock	17	2014
Nevin Brewer	16	1996
Jailen Peguero	16	2015

INDIVIDUAL PITCHING RECORDS – CAREER

WINS			COMPLETE GAMES			EARNED RUNS ALLOWED		
47	Andrew Walker	2008-12	13	Andrew Walker	2008-12	302	Andrew Walker	2008-12
40	Chris Salamida	2010-14	8	Chris Salamida	2010-14	233	Chris Salamida	2010-14
38	Kevin McGovern	2016-19	7	Rafael Gross	2001-04	214	Kevin McGovern	2016-19
36	Rafael Gross	2001-04	7	Roger Luque	2003-05	183	Roger Luque	2003-05
33	Rick Forney	1997-2000	7	Mitchell Lambson	2017-19	175	Shawn Onley	1999-2001
LOSSES			SHUTOUTS			HOME RUNS ALLOWED		
25	Andrew Walker	2008-12	5	Jeff Bittiger	1994-95	74	Andrew Walker	2008-12
25	Chris Salamida	2010-14	4	Nick Hernandez	2014-15	48	Chris Salamida	2010-14
25	Kevin McGovern	2016-19	3	Roger Luque	2003-05	46	Mike Bailey	1995-97
19	Shawn Onley	1999-2001	3	Chris Salamida	2010-14	39	Kevin McGovern	2016-19
18	Roger Luque	2003-05	3	Kevin McGovern	2016-19	37	Edwin Carl	2015-18
18	Zach Baldwin	2008-12	3	Mitchell Lambson	2017-19			
WINNING PERCENTAGE (min. 30 decisions)			SAVES			WALKS ALLOWED		
.800	Rafael Gross	2001-04 (36-9)	56	Victor Capellan	2016-19	165	Kevin McGovern	2016-19
.683	Mitchell Lambson	2017-19 (28-13)	37	Steve Thomas	2001-03	151	Mike Bailey	1995-97
.667	Nick Hernandez	2014-15 (20-10)	31	Matt Davis	2007, 2009	138	Andrew Walker	2008-12
.660	Rick Forney	1997-2000 (33-17)	28	Donnie Smith	1998, 2000-06	138	Edwin Carl	2015-18
.653	Andrew Walker	2008-12 (47-25)	23	Jailen Peguero	2015-16	131	Chris Salamida	2010-14
ERA (min. 192.0 innings pitched)			INNINGS PITCHED			INTENTIONAL WALKS ALLOWED		
2.80	Rafael Gross	2001-04	692.2	Andrew Walker	2008-12	16	Donnie Smith	1998, 2000-06
3.16	Nick Hernandez	2014-15	544.1	Chris Salamida	2010-14	11	Alan Ochsner	1999-2001
3.18	Brad Purcell	2003-05	529.0	Kevin McGovern	2016-19	11	Zach Baldwin	2008-12
3.22	Donnie Smith	1998, 2000-06	399.0	Roger Luque	2003-05	10	Dan Guehne	1996-00
3.27	Matt Rusch	2012-13	378.2	Shawn Onley	1999-2001	10	Andrew Walker	2008-12
GAMES			HITS ALLOWED			STRIKEOUTS		
206	Donnie Smith	1998, 2000-06	760	Andrew Walker	2008-12	467	Kevin McGovern	2016-19
166	Brendan Lafferty	2013-15	574	Chris Salamida	2010-14	435	Chris Salamida	2010-14
157	Zach Baldwin	2008-12	512	Kevin McGovern	2016-19	380	Andrew Walker	2008-12
156	Victor Capellan	2016-19	424	Roger Luque	2003-05	336	Edwin Carl	2015-18
153	Dan Guehne	1996-2000	395	Rick Forney	1997-2000	313	Rick Forney	1997-2000
GAMES STARTED			RUNS ALLOWED			HIT BY PITCH ALLOWED		
105	Andrew Walker	2008-12	347	Andrew Walker	2008-12	32	Chris Salamida	2010-14
90	Chris Salamida	2010-14	265	Chris Salamida	2010-14	30	Brad Purcell	2003-05
83	Kevin McGovern	2016-19	263	Kevin McGovern	2016-19	27	Shawn Onley	1999-2001
59	Roger Luque	2003-05	201	Shawn Onley	1999-2001	22	Rafael Gross	2001-04
55	Rick Forney	1997-2000	200	Roger Luque	2003-05	22	Mikey O'Brien	2016-17
GAMES FINISHED						BALKS		
96	Donnie Smith	1998, 2000-06				6	Chris Salamida	2010-14
96	Victor Capellan	2016-19				4	Dan Guehne	1996-00
72	Matt Davis	2007, 2009				4	Rafael Gross	2001-04
62	Dan Guehne	1996-00				4	Andrew Walker	2008-12
62	Steve Thomas	2001-03				3	Matt Jarvis	1996
						3	Steve Murray	2004-05
						3	Isaac Hess	2011
						WILD PITCHES		
						24	Edwin Carl	2015-18
						21	Kevin McGovern	2016-19
						19	Rick Forney	1997-2000
						19	Brendan Lafferty	2013-15
						18	Mikey O'Brien	2016-17

TWO SAVES IN ONE DAY

On June 21st, 2008 vs. Fargo-Moorhead, Goldeyes closer Cristian Mendoza accomplished the rare feat of saving both games of a double header. Mendoza preserved a 5-2 win for Bear Bay in the opener and a 4-2 victory for Dustin Pease later that night.

TWO WINS IN ONE DAY

On May 24th, 2015 at Grand Prairie, right-handed pitcher Tony Smith earned the win in both ends of a double header. In the opener, Smith pitched a scoreless bottom of the eighth as the Goldeyes won 4-2 in nine innings. In the nightcap, Smith pitched scoreless baseball over the final one and two-thirds innings in the Goldeyes' 4-3 win in 11 frames. As is common practice for double headers, each game was only scheduled for seven innings.

INDIVIDUAL ANNUAL LEADERS – BATTING

BATTING AVERAGE (min. 216 PA)

.317	Wes Darvill	2019
.316	Reggie Abercrombie	2018
.340	Shawn Pleffner	2017
.339	David Rohm	2016
.328	Adam Heisler	2015
.360	(two players)	2014
.341	Ryan Scoma	2013
.327	Yurendell de Caster	2012
.326	Jon Weber	2011
.337	Kevin West	2010
.322	Dee Brown	2009
.357	Brent Metheny	2008
.333	Luis Alen	2007
.325	Fehlandt Lentini	2006
.349	Harry Berrios	2005
.327	Harry Berrios	2004
.343	Chip Alley	2003
.346	Brent Sachs	2002
.359	Carmine Cappuccio	2001
.327	Wes Chamberlain	2000
.330	Dwayne Hosey	1999
.367	Brian Duva	1998
.358	Terry Lee	1997
.353	Terry Lee	1996
.373	Terry Lee	1995
.340	Steve Dailey	1994

AT BATS

379	Reggie Abercrombie	2019
405	Reggie Abercrombie	2018
404	(two players)	2017
394	Maikol Gonzalez	2016
407	Casey Haerther	2015
411	Tyler Kuhn	2014
384	(two players)	2013
407	Price Kendall	2012
423	Kody Kaiser	2011
383	Kevin West	2010
369	Kevin West	2009
420	Fehlandt Lentini	2008
405	Fehlandt Lentini	2007
418	Fehlandt Lentini	2006
381	Harry Berrios	2005
401	Harry Berrios	2004
375	Harry Berrios	2003
365	Harry Berrios	2002
379	Carmine Cappuccio	2001
338	Brian Duva	2000
337	Chris Kokinda	1999
357	Brian Duva	1998
334	(two players)	1997
323	Brian Duva	1996
348	Kevin Dattola	1995
294	Darryl Brinkley	1994

HITS

111	Wes Darvill	2019
128	Reggie Abercrombie	2018
133	Shawn Pleffner	2017
124	David Rohm	2016
127	Casey Haerther	2015
148	Tyler Kuhn	2014
118	Casey Haerther	2013
125	Chris Roberson	2012
135	Price Kendall	2011
129	Kevin West	2010
116	Dee Brown	2009
125	Fehlandt Lentini	2008
130	Fehlandt Lentini	2007
136	Fehlandt Lentini	2006
133	Harry Berrios	2005
131	Harry Berrios	2004
117	Harry Berrios	2003
126	Brent Sachs	2002
136	Carmine Cappuccio	2001
108	Wes Chamberlain	2000
102	Darin Everson	1999
131	Brian Duva	1998
112	Terry Lee	1997
108	Terry Lee	1996
118	Kevin Dattola	1995
89	Mike Hankins	1994

GAMES

100	Alex Perez	2019
99	(two players)	2018
100	(four players)	2017
100	Maikol Gonzalez	2016
99	(two players)	2015
100	(two players)	2014
100	Josh Mazzola	2013
100	Price Kendall	2012
100	(three players)	2011
99	(two players)	2010
95	Juan Diaz	2009
96	Fehlandt Lentini	2008
95	(two players)	2007
96	(two players)	2006
95	Jorge Moreno	2005
94	(two players)	2004
89	Harry Berrios	2003
89	Brent Sachs	2002
90	Carmine Cappuccio	2001
84	(two players)	2000
86	(two players)	1999
86	(two players)	1998
83	Chris Kokinda	1997
83	(three players)	1996
85	(three players)	1995
79	(two players)	1994

RUNS

66	Wes Darvill	2019
63	Reggie Abercrombie	2018
88	Andrew Sohn	2017
72	Maikol Gonzalez	2016
71	Josh Mazzola	2015
73	Reggie Abercrombie	2014
64	Josh Mazzola	2013
75	Chris Roberson	2012
83	Price Kendall	2011
68	Juan Diaz	2010
67	Cory Patton	2009
71	Fehlandt Lentini	2008
86	Fehlandt Lentini	2007
93	Fehlandt Lentini	2006
64	Jorge Moreno	2005
82	Pat Scalabrini	2004
71	Brent Sachs	2003
83	(two players)	2002
76	Brent Sachs	2001
77	Brian Duva	2000
66	Chris Kokinda	1999
78	Sean Hearn	1998
88	Terry Lee	1997
81	Terry Lee	1996
74	Kevin Dattola	1995
48	(three players)	1994

DOUBLES

23	Willy Garcia	2019
23	Grant Heyman	2018
33	David Bergin	2017
24	Adam Heisler	2016
24	Josh Mazzola	2015
29	(two players)	2014
26	Fehlandt Lentini	2013
25	Josh Mazzola	2012
30	(two players)	2011
28	Kevin West	2010
22	(three players)	2009
28	Brent Metheny	2008
36	Fehlandt Lentini	2007
32	Fehlandt Lentini	2006
29	Donnie Ross	2005
34	Pat Scalabrini	2004
28	Pat Scalabrini	2003
29	Brent Sachs	2002
39	Carmine Cappuccio	2001
23	Wes Chamberlain	2000
21	Troy Fortin	1999
24	(two players)	1998
22	(two players)	1997
21	Chris Kokinda	1996
26	Kevin Dattola	1995
19	Dan Gray	1994

IRON MAN

In 2014, shortstop Tyler Kuhn batted .360 (tied for second in the American Association), and was both a mid-season and postseason all-star. Perhaps the most impressive achievement for Kuhn that year was the fact that he played every inning of every game while manning one of baseball's most physically demanding positions.

TRIPLES

4	Reggie Abercrombie	2019
4	Jordan Ebert	2018
3	David Rohm	2017
6	Wes Darvill	2016
4	Adam Heisler	2015
3	(three players)	2014
3	(two players)	2013
7	Chris Roberson	2012
6	Kody Kaiser	2011
7	Justin Justice	2010
3	(two players)	2009
8	Fehlandt Lentini	2008
7	(two players)	2007
13	Fehlandt Lentini	2006
6	Max Poulin	2005
7	T.J. Soto	2004
6	Kris Cox	2003
4	(three players)	2002
4	Max Poulin	2001
3	Bobby Brown	2000
9	Brent Sachs	1999
4	Art Baeza	1998
4	(two players)	1997
5	Chris Kokinda	1996
5	Brian Duva	1995
3	(two players)	1994

HOME RUNS

17	Willy Garcia	2019
20	Josh Mazzola	2018
20	David Bergin	2017
20	Reggie Abercrombie	2016
20	Josh Mazzola	2015
19	Reggie Abercrombie	2014
16	Josh Mazzola	2013
18	Josh Mazzola	2012
15	Justin Bass	2011
24	Juan Diaz	2010
29	Juan Diaz	2009
18	Kevin West	2008
21	(two players)	2007
18	Jimmy Hurst	2006
16	Donnie Ross	2005
20	Pat Scalabrini	2004
15	Harry Berrios	2003
21	Harry Berrios	2002
11	Brent Sachs	2001
14	Wes Chamberlain	2000
12	(two players)	1999
29	Sean Hearn	1998
20	Terry Lee	1997
23	Terry Lee	1996
22	Terry Lee	1995
14	Steve Dailey	1994

RBI

73	Willy Garcia	2019
75	Josh Mazzola	2018
82	Reggie Abercrombie	2017
71	David Rohm	2016
79	Casey Haerther	2015
74	Reggie Abercrombie	2014
66	Casey Haerther	2013
74	Josh Mazzola	2012
81	Wes Long	2011
75	Juan Diaz	2010
90	Juan Diaz	2009
74	Kevin West	2008
78	Walter Young	2007
78	Jimmy Hurst	2006
72	Harry Berrios	2005
71	Harry Berrios	2004
73	Harry Berrios	2003
75	Harry Berrios	2002
80	Carmine Cappuccio	2001
80	Wes Chamberlain	2000
69	Darin Everson	1999
81	Tony Chance	1998
78	Terry Lee	1997
88	Terry Lee	1996
73	Terry Lee	1995
44	Darryl Brinkley	1994

STOLEN BASES

26	Wes Darvill	2019
12	(two players)	2018
30	(two players)	2017
31	Maikol Gonzalez	2016
44	Adam Heisler	2015
32	Donnie Webb	2014
31	Tyler Graham	2013
36	Chris Roberson	2012
37	Kody Kaiser	2011
20	Kevin West	2010
30	Adam Frost	2009
37	Fehlandt Lentini	2008
42	Fehlandt Lentini	2007
57	Fehlandt Lentini	2006
41	Ralph Santana	2005
26	T.J. Soto	2004
22	Brent Sachs	2003
20	Brent Sachs	2002
17	Brent Sachs	2001
40	Brian Duva	2000
23	Brian Duva	1999
26	Brian Duva	1998
55	Brian Duva	1997
29	Brian Duva	1996
41	Kevin Dattola	1995
32	Darryl Brinkley	1994

CAUGHT STEALING

6	James Harris	2019
9	Matt McCann	2018
6	Andrew Sohn	2017
7	Adam Heisler	2016
8	Adam Heisler	2015
10	Reggie Abercrombie	2014
11	Tyler Graham	2013
7	Chris Roberson	2012
11	Price Kendall	2011
9	Wes Long	2010
8	Adam Frost	2009
11	Demetrius Heath	2008
6	Fehlandt Lentini	2007
8	(two players)	2006
19	Ralph Santana	2005
8	T.J. Soto	2004
8	Kris Cox	2003
7	Vernon Spearman	2002
6	Brent Sachs	2001
12	Brian Duva	2000
10	Brian Duva	1999
15	Brian Duva	1998
11	Brian Duva	1997
7	Kevin Dattola	1996
14	Kevin Dattola	1995
13	Darryl Brinkley	1994

WALKS

66	Alex Perez	2019
37	Matt McCann	2018
55	David Bergin	2017
75	Maikol Gonzalez	2016
50	Luis Alen	2015
50	Brock Bond	2014
53	Ryan Scoma	2013
46	Luis Alen	2012
80	Brian Myrow	2011
47	Juan Diaz	2010
57	Cory Patton	2009
50	Brent Metheny	2008
56	Brent Metheny	2007
60	Jimmy Hurst	2006
48	Donnie Ross	2005
41	Max Poulin	2004
61	Chip Alley	2003
54	Brent Sachs	2002
39	Brent Sachs	2001
42	(two players)	2000
44	Chris Kokinda	1999
51	Tony Chance	1998
62	Brian Duva	1997
63	Terry Lee	1996
45	Kevin Dattola	1995
33	Dan Gray	1994

STRONG ARMED

Josh Mazzola is the only Goldeye to lead the team in outfield assists in three different seasons, and did so consecutively from 2012-14. Brent Watts holds the club record with 14 outfield assists in 1996. Chris Kokinda is the last Goldeyes' outfielder to reach double digits, throwing out 11 runners in 1999.

STRIKEOUTS

97	Willy Garcia	2019
112	Reggie Abercrombie	2018
110	Reggie Abercrombie	2017
97	Casio Grider	2016
76	Josh Mazzola	2015
98	Reggie Abercrombie	2014
74	Josh Mazzola	2013
78	Josh Mazzola	2012
71	Louis Ott	2011
87	Kevin West	2010
87	Kevin West	2009
78	Kevin West	2008
75	Chris Latham	2007
66	Max Poulin	2006
66	Donnie Ross	2005
76	T.J. Soto	2004
72	Brent Sachs	2003
70	Harry Berrios	2002
54	Brent Sachs	2001
62	Jack Jones	2000
62	Nolan Lane	1999
92	Sean Hearn	1998
74	Derek Rearn	1997
73	Brent Watts	1996
87	Corey Morris	1995
51	Steve Dailey	1994

SLUGGING PERCENTAGE (min. 216 PA)

.548	Willy Garcia	2019
.507	Grant Heyman	2018
.589	David Bergin	2017
.519	Reggie Abercrombie	2016
.520	Josh Mazzola	2015
.535	Casey Haerther	2014
.570	Ray Sadler	2013
.541	Josh Mazzola	2012
.573	Jon Weber	2011
.560	Justin Justice	2010
.598	Juan Diaz	2009
.557	Brent Metheny	2008
.561	Brent Metheny	2007
.531	Jimmy Hurst	2006
.536	Donnie Ross	2005
.570	Pat Scalabrini	2004
.485	Harry Berrios	2003
.551	Harry Berrios	2002
.538	Carmine Cappuccio	2001
.524	Wes Chamberlain	2000
.527	Troy Fortin	1999
.642	Sean Hearn	1998
.633	Terry Lee	1997
.634	Terry Lee	1996
.643	Terry Lee	1995
.600	Steve Dailey	1994

HIT BY PITCH

11	Reggie Abercrombie	2019
9	Reggie Abercrombie	2018
16	David Bergin	2017
6	Reggie Abercrombie	2016
10	Josh Mazzola	2015
10	Josh Mazzola	2014
7	Josh Mazzola	2013
12	Price Kendall	2012
17	Price Kendall	2011
9	Price Kendall	2010
8	(two players)	2009
6	(two players)	2008
6	Antoin Gray	2007
11	David Gates	2006
8	Odannys Ayala	2005
7	Pat Scalabrini	2004
7	Pat Scalabrini	2003
7	Brent Sachs	2002
9	Carmine Cappuccio	2001
12	Wes Chamberlain	2000
16	Chris Kokinda	1999
14	Chris Kokinda	1998
13	Chris Kokinda	1997
12	Chris Kokinda	1996
8	Kevin Dattola	1995
11	Kevin Dattola	1994

ON-BASE PERCENTAGE (min. 216 PA)

.384	James Harris	2019
.375	Matt McCann	2018
.430	David Bergin	2017
.409	Josh Romanski	2016
.384	Luis Alen	2015
.448	Brock Bond	2014
.443	Ryan Scoma	2013
.398	Yurendell de Caster	2012
.447	Louis Ott	2011
.418	Juan Diaz	2010
.383	Juan Diaz	2009
.453	Brent Metheny	2008
.417	Chris Latham	2007
.407	Jimmy Hurst	2006
.399	Harry Berrios	2005
.391	Darryl Brinkley	2004
.484	Chip Alley	2003
.437	(two players)	2002
.417	Carmine Cappuccio	2001
.439	Brian Myrow	2000
.439	Dwayne Hosey	1999
.419	Tony Chance	1998
.440	Brian Duva	1997
.464	Terry Lee	1996
.448	Terry Lee	1995
.403	Steve Dailey	1994

TOTAL BASES

184	Willy Garcia	2019
186	Reggie Abercrombie	2018
215	David Bergin	2017
194	Reggie Abercrombie	2016
194	Josh Mazzola	2015
208	Casey Haerther	2014
188	Josh Mazzola	2013
197	Josh Mazzola	2012
191	Kody Kaiser	2011
208	Juan Diaz	2010
213	Juan Diaz	2009
195	Fehlandt Lentini	2008
210	Fehlandt Lentini	2007
212	Fehlandt Lentini	2006
186	Harry Berrios	2005
225	Pat Scalabrini	2004
182	Pat Scalabrini	2003
201	Harry Berrios	2002
204	Carmine Cappuccio	2001
173	Wes Chamberlain	2000
160	Darin Everson	1999
204	Sean Hearn	1998
198	Terry Lee	1997
194	Terry Lee	1996
202	Terry Lee	1995
141	Steve Dailey	1994

SACRIFICE HITS

3	Alex Perez	2019
8	Matt McCann	2018
6	David Rohm	2017
8	(two players)	2016
11	Casio Grider	2015
4	(two players)	2014
5	Tyler Graham	2013
7	Chris Roberson	2012
11	Price Kendall	2011
4	Aharon Eggleston	2010
7	Josh Asanovich	2009
7	Demetrius Heath	2008
12	Max Poulin	2007
11	Max Poulin	2006
7	(two players)	2005
6	Billy Zoffinger	2004
6	Pat Scalabrini	2003
6	Jared Boyd	2002
6	Bobby Brown	2001
14	Gary Villacres	2000
8	(two players)	1999
12	Tripp MacKay	1998
10	John Dorman	1997
8	Brian Duva	1996
5	Ken Arnold	1995
8	Dan Gray	1994

TWO-TIME CHAMPIONS

Eight players were members of the Winnipeg Goldeyes' back-to-back championship teams in 2016 and 2017. They are Reggie Abercrombie, Victor Capellan, Edwin Carl, Wes Darvill, Kevin McGovern, Mikey O'Brien, David Rohm, and Josh Romanski. These are the only players in Goldeyes' history to win more than one championship with the team.

SACRIFICE FLIES

7	Kyle Martin	2019
7	Josh Mazzola	2018
9	Reggie Abercrombie	2017
8	David Rohm	2016
7	Adam Heisler	2015
9	Donnie Webb	2014
4	(three players)	2013
8	Yurendell de Caster	2012
10	Wes Long	2011
4	(two players)	2010
6	Kevin West	2009
5	Kevin West	2008
7	Brent Metheny	2007
8	Jimmy Hurst	2006
5	Harry Berrios	2005
8	Blair Barbier	2004
5	(two players)	2003
6	Pete Rose Jr.	2002
4	(two players)	2001
10	Wes Chamberlain	2000
7	(two players)	1999
3	(four players)	1998
6	Terry Lee	1997
9	Brad Komminsk	1996
5	(two players)	1995
5	Kevin Dattola	1994

INTENTIONAL WALKS

3	Wes Darvill	2019
3	Eric Aguilera	2018
4	(two players)	2017
4	Casio Grider	2016
3	(two players)	2015
3	(three players)	2014
4	Luis Alen	2013
4	Yurendell de Caster	2012
6	Brian Myrow	2011
3	(two players)	2010
8	Juan Diaz	2009
9	Brent Metheny	2008
7	Walter Young	2007
6	Jimmy Hurst	2006
5	Harry Berrios	2005
4	Harry Berrios	2004
5	Greg Morrison	2003
3	Pete Rose Jr.	2002
7	Carmine Cappuccio	2001
5	Wes Chamberlain	2000
5	Sean Hearn	1999
5	(two players)	1998
6	Terry Lee	1997
8	Terry Lee	1996
3	Corey Morris	1995
4	Kevin Dattola	1994

ERRORS

7	Dominic Ficociello	2019
22	Josh Mazzola	2018
28	Andrew Sohn	2017
18	Maikol Gonzalez	2016
20	Josh Mazzola	2015
12	Tyler Kuhn	2014
19	Josh Mazzola	2013
15	(two players)	2012
23	Price Kendall	2011
20	Vince Harrison	2010
20	(two players)	2009
15	(two players)	2008
20	Antoin Gray	2007
15	Matt Mann	2006
19	Ralph Santana	2005
15	(two players)	2004
19	Brent Sachs	2003
22	Brent Sachs	2002
27	Brent Sachs	2001
20	Jack Jones	2000
17	Tripp Mackay	1999
18	Art Baeza	1998
26	John Dorman	1997
19	Chris Kokinda	1996
16	Ken Arnold	1995
13	(two players)	1994

HISTORIC DEFENCE

The 2019 Winnipeg Goldeyes set an American Association record with a .987 team fielding percentage. The Goldeyes committed just 48 errors across 100 games, shattering the previous mark of .982 set by the 2017 Lincoln Saltdogs.

Infielder Dominic Ficociello "led" the Goldeyes with seven errors, which marked the first time in franchise history that no player reached double digit miscues.

Excellent defence was a theme throughout the American Association last year with 2019 accounting for five of the top seven fielding averages since the league began play in 2006.

WINNIPEG GOLDEYES TRIPLE PLAY

On September 4th, 2009, the Winnipeg Goldeyes turned the first triple play in franchise history during Game Three of the Northern League Semi-Final against the Fargo-Moorhead RedHawks.

With runners on first and second and no outs, Goldeyes' third baseman Vince Harrison fielded Ruben Salazar's groundball. Harrison tagged Mike Coles running from second to third for the first out, before throwing the ball to second baseman Josh Asanovich, who covered the bag to force out Nic Jackson. Asanovich completed the play with a relay to first baseman Cody Ehlers that eliminated Salazar. To this day, it remains the only triple play turned by the Goldeyes' defence.

INDIVIDUAL ANNUAL LEADERS – PITCHING

WINS

13	Mitchell Lambson	2019
8	Mitchell Lambson	2018
13	Kevin McGovern	2017
10	(two players)	2016
8	(two players)	2015
12	Nick Hernandez	2014
7	(three players)	2013
10	Matt Rusch	2012
11	Chris Salamida	2011
10	Chris Salamida	2010
12	Andrew Walker	2009
9	Andrew Walker	2008
8	(two players)	2007
10	Josh Beshears	2006
6	(three players)	2005
12	Shayn Holbrook	2004
13	Rafael Gross	2003
12	Gerald Padua	2002
14	Rafael Gross	2001
11	Jeff Keppen	2000
9	(two players)	1999
11	Rick Forney	1998
11	Rick Forney	1997
11	(two players)	1996
9	(two players)	1995
9	Jeff Bittiger	1994

ERA (min. 64.0 innings pitched)

3.11	Mitchell Lambson	2019
3.81	Mitchell Lambson	2018
2.56	Kevin McGovern	2017
3.44	Kyle Anderson	2016
3.25	Nick Hernandez	2015
3.06	Nick Hernandez	2014
3.48	Mark Hardy	2013
2.40	Matt Rusch	2012
3.37	Andrew Walker	2011
3.21	Zach Baldwin	2010
3.32	Andrew Walker	2009
1.75	Brian Beuning	2008
4.07	Brandon Kintzler	2007
2.51	Ben Moore	2006
3.38	Shawn Sedlacek	2005
3.33	Brad Purcell	2004
2.28	Rafael Gross	2003
2.30	Bobby Madritsch	2002
2.30	Rafael Gross	2001
2.94	Kevin Orga	2000
2.13	Rick Forney	1999
3.54	Rick Forney	1998
2.82	Jeff Zimmerman	1997
3.18	Jamie Ybarra	1996
2.86	Larry Shenk	1995
3.03	Jack Ford	1994

GAMES STARTED

21	Mitchell Lambson	2019
21	(two players)	2018
22	Mikey O'Brien	2017
21	Kevin McGovern	2016
21	Matthew Jackson	2015
21	Matthew Jackson	2014
23	Matt Rusch	2013
21	(three players)	2012
21	(two players)	2011
22	Ace Walker	2010
22	Bear Bay	2009
20	Ace Walker	2008
19	(two players)	2007
20	Glenn Bott	2006
21	Roger Luque	2005
21	Roger Luque	2004
18	Brad Purcell	2003
18	(two players)	2002
18	(two players)	2001
19	Scott Conner	2000
18	Shawn Onley	1999
19	(two players)	1998
18	Rod Pedraza	1997
18	Mike Bailey	1996
20	(two players)	1995
14	Jeff Bittiger	1994

LOSSES

7	Kevin McGovern	2019
12	Kevin McGovern	2018
7	Zack Dodson	2017
7	Duke von Schamann	2016
8	(two players)	2015
7	Matthew Jackson	2014
4	(two players)	2013
7	Chris Salamida	2012
4	(four players)	2011
9	Chris Salamida	2010
7	Matt Davis	2009
7	(two players)	2008
7	Ben Moore	2007
7	Glenn Bott	2006
8	Roger Luque	2005
6	Steve Murray	2004
6	Roger Luque	2003
6	Kenny Rayborn	2002
6	Kevin Orga	2001
6	Shawn Onley	2000
9	Shawn Onley	1999
8	Gregg Press	1998
5	Rod Pedraza	1997
5	(two players)	1996
6	Mike Bailey	1995
5	(four players)	1994

GAMES

46	Victor Capellan	2019
60	Jack Charleston	2018
50	Victor Capellan	2017
43	Brandon Shimo	2016
58	Brendan Lafferty	2015
55	Brendan Lafferty	2014
53	Brendan Lafferty	2013
38	Zach Baldwin	2012
45	(two players)	2011
36	Zach Baldwin	2010
41	Jordan Stewart	2009
51	Brian Beuning	2008
44	Matt Davis	2007
43	Josh Kite	2006
45	Clint Marcus	2005
43	Oscar Montero	2004
36	Donnie Smith	2003
38	George Sherrill	2002
39	(two players)	2001
28	Alan Ochsner	2000
35	Dan Guehne	1999
38	Jeff Sparks	1998
34	Dan Guehne	1997
36	Nevin Brewer	1996
30	Steve Day	1995
36	Todd Marion	1994

GAMES FINISHED

41	Victor Capellan	2019
37	Victor Capellan	2018
40	Ryan Chaffee	2017
16	(two players)	2016
44	Jailen Peguero	2015
33	Chris Kissock	2014
33	Patrick Keating	2013
18	Brian Beuning	2012
38	Jamie Vermilyea	2011
19	Bobby Korecky	2010
29	Matt Davis	2009
31	Brian Beuning	2008
43	Matt Davis	2007
19	Darwin Soto	2006
26	Donnie Smith	2005
38	Oscar Montero	2004
14	Rodney Dickinson	2003
21	Donnie Smith	2002
37	Steve Thomas	2001
21	Alan Ochsner	2000
19	Dan Guehne	1999
36	Jeff Sparks	1998
20	Nevin Brewer	1997
33	Nevin Brewer	1996
24	Mike Cather	1995
19	Todd Marion	1994

ROSARIO'S RARE FEATS

Right-handed pitcher Charle Rosario combined for 25 starts in 2017 between the Goldeyes and Gary SouthShore RailCats. The 25 starts are tied for the American Association single-season record. Rosario also became just the sixth pitcher in league history to win 10-plus games in three different years.

COMPLETE GAMES

4	Mitchell Lambson	2019
3	Mitchell Lambson	2018
3	Kevin McGovern	2017
3	Kevin McGovern	2016
2	(two players)	2015
4	Chris Salamida	2014
2	Chris Salamida	2013
1	Matt Rusch	2012
3	Andrew Walker	2011
3	Andrew Walker	2010
6	Andrew Walker	2009
1	(four players)	2008
1	Joel Posey	2007
2	Josh Beshears	2006
4	Shawn Sedlacek	2005
4	Roger Luque	2004
5	Joey Cramblitt	2003
2	(two players)	2002
2	(two players)	2001
3	Jeff Keppen	2000
3	Shawn Onley	1999
3	Rick Forney	1998
3	Jeff Zimmerman	1997
2	(two players)	1996
3	(two players)	1995
3	Jeff Bittiger	1994

SAVES

27	Victor Capellan	2019
22	Victor Capellan	2018
21	Ryan Chaffee	2017
9	Eric Eadington	2016
16	Jailen Peguero	2015
17	Chris Kissock	2014
17	Patrick Keating	2013
6	Brian Beuning	2012
17	Jamie Vermilyea	2011
10	Bobby Korecky	2010
13	Matt Davis	2009
11	Cristian Mendoza	2008
18	Matt Davis	2007
12	Josh Kite	2006
11	Donnie Smith	2005
22	Oscar Montero	2004
7	(two players)	2003
10	Steve Thomas	2002
20	Steve Thomas	2001
9	Alan Ochsner	2000
9	Dan Guehne	1999
17	Jeff Sparks	1998
6	Nevin Brewer	1997
16	Nevin Brewer	1996
8	Mike Cather	1995
7	Todd Marion	1994

HITS

153	Mitchell Lambson	2019
161	Alex Boshers	2018
147	Mikey O'Brien	2017
135	Duke von Schamann	2016
155	Matthew Jackson	2015
140	Matthew Jackson	2014
149	Matt Rusch	2013
141	Andrew Walker	2012
149	Andrew Walker	2011
164	Andrew Walker	2010
156	Andrew Walker	2009
150	Andrew Walker	2008
135	Andrew Moore	2007
132	Glenn Bott	2006
152	Roger Luque	2005
157	Roger Luque	2004
127	Joey Cramblitt	2003
123	(two players)	2002
122	Shawn Onley	2001
140	Scott Conner	2000
133	Shawn Onley	1999
145	Rick Forney	1998
147	Rod Pedraza	1997
106	Mike Bailey	1996
131	Jeff Bittiger	1995
91	Mark Futrell	1994

SHUTOUTS

2	Mitchell Lambson	2019
1	(two players)	2018
2	Kevin McGovern	2017
1	Kevin McGovern	2016
2	Nick Hernandez	2015
2	Nick Hernandez	2014
2	Chris Salamida	2013
0		2012
0		2011
1	Andrew Walker	2010
1	Andrew Walker	2009
1	Bear Bay	2008
1	Joel Posey	2007
1	(four players)	2006
1	Shawn Sedlacek	2005
3	Roger Luque	2004
2	(two players)	2003
1	Kenny Rayborn	2002
0		2001
1	(three players)	2000
1	Shawn Onley	1999
1	(two players)	1998
0		1997
1	Scott Robinson	1996
2	(two players)	1995
3	Jeff Bittiger	1994

INNINGS PITCHED

150.2	Mitchell Lambson	2019
129.1	Kevin McGovern	2018
144.1	Kevin McGovern	2017
129.0	Kevin McGovern	2016
130.0	Nick Hernandez	2015
126.0	Chris Salamida	2014
144.2	Matt Rusch	2013
139.2	Andrew Walker	2012
141.2	Andrew Walker	2011
141.0	Andrew Walker	2010
149.0	Andrew Walker	2009
121.1	Andrew Walker	2008
116.0	Joel Posey	2007
130.2	Glenn Bott	2006
133.1	Roger Luque	2005
149.0	Roger Luque	2004
120.0	Joey Cramblitt	2003
125.1	Bobby Madritsch	2002
128.1	Shawn Onley	2001
136.2	Scott Conner	2000
126.2	Shawn Onley	1999
129.2	Rick Forney	1998
121.1	Rod Pedraza	1997
121.0	Mike Bailey	1996
124.0	Jeff Bittiger	1995
95.1	Mark Futrell	1994

RUNS

73	Parker French	2019
87	Alex Boshers	2018
84	Zack Dodson	2017
70	Duke von Schamann	2016
72	Matthew Jackson	2015
59	Matthew Jackson	2014
73	Matt Rusch	2013
64	Andrew Walker	2012
62	Andrew Walker	2011
82	Andrew Walker	2010
72	Andrew Walker	2009
72	Bear Bay	2008
75	Ben Moore	2007
62	Glenn Bott	2006
82	Roger Luque	2005
70	Roger Luque	2004
55	Brad Purcell	2003
64	Scott Martin	2002
60	Donnie Taylor	2001
79	Scott Conner	2000
85	Shawn Onley	1999
81	Eric Anderson	1998
80	Rod Pedraza	1997
68	Mike Bailey	1996
65	(two players)	1995
51	Andy Baker	1994

STRIKEOUT MACHINE

On July 24th, 2019 vs. Texas, left-hander Kevin McGovern recorded his 436th strikeout as a Goldeye to pass Chris Salamida for the franchise record. McGovern ran his Goldeyes' total to 467 at the conclusion of the season.

McGovern struck out 100-plus batters in three consecutive seasons from 2016-18, becoming the first pitcher in franchise history to do so.

McGovern enters 2020 second on the American Association's all-time strikeout list (630), trailing only former Goldeye Ben Moore (701) for the league record.

EARNED RUNS

64	Parker French	2019
75	Alex Boshers	2018
71	Zack Dodson	2017
63	Duke von Schamann	2016
62	Matthew Jackson	2015
56	Matthew Jackson	2014
66	Matt Rusch	2013
58	Andrew Walker	2012
53	Andrew Walker	2011
76	Andrew Walker	2010
58	Andrew Cruse	2009
69	Bear Bay	2008
65	Ben Moore	2007
55	Glenn Bott	2006
75	Roger Luque	2005
62	Roger Luque	2004
46	Roger Luque	2003
55	Scott Martin	2002
49	Donnie Taylor	2001
63	Scott Conner	2000
73	Shawn Onley	1999
80	Eric Anderson	1998
74	Rod Pedraza	1997
61	Mike Bailey	1996
59	Mike Bailey	1995
42	Andy Baker	1994

WALKS

49	Parker French	2019
40	Kevin McGovern	2018
50	Mikey O'Brien	2017
53	Edwin Carl	2016
31	Matthew Jackson	2015
34	Matthew Jackson	2014
42	Pete Gehle	2013
31	Matt Rusch	2012
39	Isaac Hess	2011
55	Stephen Flake	2010
46	Andrew Cruse	2009
42	Bear Bay	2008
65	Joel Posey	2007
50	Josh Beshears	2006
47	Roger Luque	2005
47	Roger Luque	2004
49	Brad Purcell	2003
36	(two players)	2002
29	Donnie Taylor	2001
52	Scott Conner	2000
51	Jeff Keppen	1999
42	Jeff Sparks	1998
62	Jamie Ybarra	1997
55	(two players)	1996
54	Tim Smith	1995
38	Jack Ford	1994

STRIKEOUTS

133	Mitchell Lambson	2019
129	Kevin McGovern	2018
118	Kevin McGovern	2017
125	Kevin McGovern	2016
91	Nick Hernandez	2015
93	Nick Hernandez	2014
111	Matt Rusch	2013
113	Matt Rusch	2012
109	Chris Salamida	2011
111	Chris Salamida	2010
79	Bear Bay	2009
102	Bear Bay	2008
101	Ben Moore	2007
96	Glenn Bott	2006
92	Shawn Sedlacek	2005
119	Brad Purcell	2004
92	Brad Purcell	2003
153	Bobby Madritsch	2002
109	Shawn Onley	2001
117	Jeff Keppen	2000
103	Shawn Onley	1999
113	Rick Forney	1998
140	Jeff Zimmerman	1997
102	Mike Bailey	1996
106	Jeff Bittiger	1995
100	Jeff Bittiger	1994

HOME RUNS ALLOWED

13	(two players)	2019
12	Kevin McGovern	2018
21	Mikey O'Brien	2017
13	Edwin Carl	2016
11	Nick Hernandez	2015
12	Nick Hernandez	2014
15	Pete Gehle	2013
13	Andrew Walker	2012
17	Andrew Walker	2011
20	Andrew Walker	2010
13	Bear Bay	2009
16	Ace Walker	2008
13	Ben Moore	2007
12	Josh Beshears	2006
13	Roger Luque	2005
12	Steve Murray	2004
10	Brad Purcell	2003
10	(two players)	2002
12	Shawn Onley	2001
15	Scott Conner	2000
10	Shawn Onley	1999
25	Eric Anderson	1998
26	Rod Pedraza	1997
19	Mike Bailey	1996
13	Jeff Bittiger	1995
9	Tim Bruce	1994

INTENTIONAL WALKS

3	Mitchell Lambson	2019
2	(three players)	2018
4	Mitchell Lambson	2017
3	(two players)	2016
3	Jailen Peguero	2015
2	(three players)	2014
2	(three players)	2013
3	Andrew Walker	2012
5	Luis Villarreal	2011
4	Casey Hodges	2010
3	Jordan Stewart	2009
6	Brian Beuning	2008
5	Ben Moore	2007
4	Joe Brown	2006
4	Ivan Hernandez	2005
4	TJ Stanton	2004
2	(two players)	2003
4	Donnie Smith	2002
5	Alan Ochsner	2001
4	Alan Ochsner	2000
3	Shawn Onley	1999
3	Joe Montgomery	1998
2	(three players)	1997
4	Dan Guehne	1996
4	Mike Bailey	1995
3	(two players)	1994

HIT BY PITCH ALLOWED

6	Brandon Bingel	2019
7	Mitchell Lambson	2018
12	Zack Dodson	2017
15	Mikey O'Brien	2016
7	Nick Hernandez	2015
9	Chris Salamida	2014
4	(three players)	2013
6	Chris Salamida	2012
6	Ace Walker	2011
11	Chris Salamida	2010
5	Mark Michael	2009
4	(three players)	2008
10	Mike Kusiewicz	2007
6	(two players)	2006
9	Phil Sobkow	2005
17	Brad Purcell	2004
13	Brad Purcell	2003
13	Kenny Rayborn	2002
10	Shawn Onley	2001
10	Shawn Onley	2000
9	Noah Bowman	1999
9	Rick Forney	1998
7	(two players)	1997
9	Jamie Ybarra	1996
5	Larry Shenk	1995
3	Tim Bruce	1994

MCGOVERN IN RARE COMPANY

In addition to his three seasons of 100-plus strikeouts for the Goldeyes (2016-18), left-hander Kevin McGovern collected 103 punch outs for the Lincoln Saltdogs in 2015. McGovern joins former Goldeye Ben Moore as the only pitchers in American Association history with four seasons of 100-plus strikeouts.

BALKS

1	Parker French	2019
1	(two players)	2018
2	Kenny Mathews	2017
1	(three players)	2016
1	(two players)	2015
3	Chris Salamida	2014
1	Brendan Lafferty	2013
2	Chris Salamida	2012
3	Isaac Hess	2011
1	(two players)	2010
1	(five players)	2009
2	(two players)	2008
1	(three players)	2007
2	Phil Sobkow	2006
1	(four players)	2005
3	Steve Murray	2004
1	(four players)	2003
2	(two players)	2002
2	Rafael Gross	2001
1	(two players)	2000
1	(five players)	1999
1	(two players)	1998
2	Dan Guehne	1997
3	Matt Jarvis	1996
2	Darrin McClellan	1995
1	(five players)	1994

WILD PITCHES

9	Parker French	
8	Alex Boshers	2018
13	Zack Dodson	2017
11	Edwin Carl	2016
7	Brendan Lafferty	2015
9	Matthew Jackson	2014
6	(two players)	2013
8	Kaohi Downing	2012
7	Isaac Hess	2011
7	Stephen Flake	2010
6	(two players)	2009
13	Aaron Jackson	2008
7	(two players)	2007
7	(four players)	2006
10	Roger Luque	2005
7	Brad Purcell	2004
6	Graham Mazur	2003
4	(two players)	2002
5	Shawn Onley	2001
6	Jeff Keppen	2000
11	Noah Bowman	1999
11	Eric Anderson	1998
10	Rick Forney	1997
4	(two players)	1996
13	Tim Smith	1995
9	Jack Ford	1994

GOLDEYES SIGNED OUT OF COLLEGE (SINCE 2009)

PLAYER	POS	SCHOOL	YEARS W/ GOLDEYES
Ian Thomas	LHP	Virginia Commonwealth	2009-11
Price Kendall	IF	Missouri Baptist	2010-12
Zach Williams	IF	Judson	2010
Chad Benefield	RHP	South Carolina-Aiken	2010-11
Austin Donmoyer	LHP	Flagler	2010
Brandon Forshee	RHP	Francis Marion	2010
Ridge Carpenter	OF	Cal State Northridge	2011-12
Eugene Wright	RHP	Cal Poly	2011
Rich Hawkins	LHP	Oklahoma City	2012
Chris Zbin	LHP	Southern Connecticut State	2012
Gabe Aguilar	LHP	New Mexico	2013-15
Davidson Peguero	IF	Fisher	2014
Jeff Stoner	RHP	Francis Marion	2014
Taylor Bratton	LHP	West Alabama	2014
Chris Robinson	C	Morehead State	2015
Robby Spencer	IF	Morehead State	2015
Bo Logan	LHP	Florida Atlantic	2015
Carter McEachern	IF	Trinity	2016
Thomas Bess	IF	Northwestern Oklahoma State	2017
Hunter Dolshun	C	Maryland, Baltimore County	2017
Andrew Frazier	IF	North Greenville	2017
Blake Adams	OF	Tarleton State	2018
McClain Bradley	OF	Wofford	2018
PJ Browne	LHP	Merrimack	2018
Carter Johnson	RHP	Texas, Rio Grande Valley	2018
Jamey Smart	1B	Loyola Marymount	2018
Jordan Hovey	IF	Creighton University	2019
Ryan Johnson	LHP	Lubbock Christian University	2019
Rey Pastrana	C	Marshall University	2019
Luis Touron	C	Triton College	2019
Cody Young	C	Bryan College	2019

WINNIPEG GOLDEYES ALL-TIME ROSTER

A

ABERCROMBIE, REGGIE OF (2014-19)
ABREU, WINSTON P (2016)
ACOSTA, NIBALDO P (2007)
ADAMS, BLAKE OF (2018)
AGUILAR, ALONSO P (1998)
AGUILAR, GABE P (2013-15)
AGUILAR, TRINO IF (2008)
AGUILERA, ERIC 1B (2018)
AKENS, PHIL P (2005)
AKER, MITCHELL P (2019)
ALEXANDER, JORDY P (2000)
ALEN, LUIS C (2007, 2010-15)
ALLEN, CHRIS P (2012-13)
ALLEN, DAVID P (1994)
ALLEY, CHARLES C (2003)
ALSUP, WES P (2013)
ANDERSON, ERIC P (1998-99)
ANDERSON, KYLE P (2014-16)
ANDERSON, SCOTT P (2004)
ARIAIL, RYAN P (2007-08)
ARNOLD, JOHN P (1999)
ARNOLD, KEN SS (1995)
ARTSEN, OMAR IF (2015)
ASANOVICH, JOSH 2B (2009-10)
ASHBY, RODNEY P (1994)
ATKINSON, NEIL P (1996)
AYALA, ODANNYS OF (2005)

B

BABINEAU, RYAN C (2015)
BAEZA, ART 3B (1998-99)
BAILEY, GRIFFIN P (2012)
BAILEY, MIKE P (1995-97)
BAKER, AARON 1B (2015)
BAKER, ANDY P (1994)
BAKER, TYLER C (2018)
BALDWIN, ZACH P (2008-12)
BALLANCE, DALE P (1998)
BARB, ANDREW P (2010)
BARBERO, DAN OF (2012)
BARBIER, BLAIR 2B (2004)
BARGMAN, TODD OF (1998)
BARNARD, CHANDLER P (2014)
BASILIO, MANNY P (2007)
BASS, COREY P (2010)
BASS, JAYSON OF (2003)
BASS, JUSTIN OF/IF (2011)
BATES, SHAWN P (1999)
BAY, BEAR P (2008-09)
BEACH, SCOTT P (1998)
BELL, RICHARD P (2003)
BELLAMY, KYLE P (2014)
BELLO, ANTHONY P (2010)
BENDER, JOEL P (2019)
BENEFIELD, CHAD P (2010-11)
BENICK, JON 1B (2006)
BENNETT, RICKY P (1995)
BERGIN, DAVID 1B (2017-18)
BERNARDINO, BRENNAN P (2018)
BERRIOS, HARRY OF (2002-06)
BESHEARS, JOSH P (2006)
BESS, THOMAS IF (2017)
BETTENS, JAMIE P (1999)
BEUNING, BRIAN P (2007-08, 2012)
BICKNELL, GREG P (2007)
BILARDELLO, DANN C (1994)
BINGEL, BRANDON P (2018-19)
BISHOP, CRAIG P (1994)
BISHOP, TREVOR P (2001)
BITTIGER, JEFF P (1994-95)
BLACKWOOD, JAKE IF (2014)
BLANCO, DOMINIC C (2017)

BLANCO, IVAN P (2008)
BLANCO, JOSH P (2018)
BLANKENSHIP, JONATHAN P (2004)
BLITSTEIN, JEFF P (2007)
BODDICKER, JAMES IF (2015)
BODISHBAUGH, CHRIS P (2012)
BOGS, BRIAN P (2004)
BOLLINGER, RYAN P (2014)
BOND, BROCK 2B (2014)
BORNE, GRANT P (2019)
BOSHERS, ALEX P (2018)
BOTT, GLENN P (2006-07)
BOWMAN, NOAH P (1999)
BOYD, JARED IF (2002-03)
BOYER, BRAD IF (2015)
BRADLEY, MCCLAIN OF (2018)
BRADY, PATRICK IF (2017)
BRANDENBURG, KYLE IF (2015)
BRATTON, TAYLOR P (2014)
BRELAND, JASON IF (2001)
BREWER, NEVIN P (1996-97)
BRINKLEY, DARRYL OF (1994-95, 2004)
BRITT, BRYAN 1B (2000)
BRNARDIC, RYAN P (2005)
BROOKS, JAKE P (2003-04)
BROOKS, PATRICK (2010)
BROWN, BOBBY OF (2000-02)
BROWN, DEE OF (2009-10)
BROWN, JOE P (2006)
BROWN, KEITH P (1994)
BROWNE, PJ P (2018)
BRUCE, TIM P (1994)
BRUZON, JUAN CARLOS OF (2000)
BUCKINGHAM, BROCK IF (2002)
BUNKLEY, ANTUAN IF (2001)
BURNS, KEVAN OF (2005)
BURROUGH, BUTCH OF (1994)
BUTLER, TONY (2012)
BYSTROWSKI, BOBBY P (2004)

C

CABRERA, WILLIE OF (2016)
CAIN, TIM P (1994)
CALDWELL, ALLEN P (2013)
CANIZARES, BARBARO IF (2012)
CANO, MATT 3B (2001)
CAPAUL, ALEX P (2013)
CAPELLAN, VICTOR P (2016-19)
CAPPUCCIO, CARMINE OF (2001)
CARL, EDWIN P (2015-18)
CARNES, ETHAN P (2016)
CARPENTER, BRIAN P (1997)
CARPENTER, RIDGE OF (2011-12)
CARR, NICK P (2012)
CARRILLO, ERICK P (2011)
CARTER, DEXTER P (2012)
CASSADY, BRAD IF (2002)
CASTALDO, GREGG SS (1996)
CASTALDO, VINCE 3B (1996)
CATHER, MIKE P (1995)
CAUBLE, GREG P (2004)
CHAFFEE, RYAN P (2017)
CHAMBERLAIN, WES OF (1998, 2000, 2004)
CHANCE, TONY OF (1998)
CHANDLER, RUSSELL OF (1999)
CHARLESTON, JACK P (2018-19)
CHENARD, KENNY P (2006)
CLARK, JASON OF (2001)
CLARY, CASEY C (2004)
COACHMAN, PETE 3B (1994)
COCHRAN, JAMIE P (1995)
COLES, MIKE OF (2012-13)
CONNELLY, P.J. P (2005)

CONNER, SCOTT P (2000-01)
COOK, AARON (2011)
COONEY, HARRISON P (2019)
COPELAND, JASON 3B (2000)
CORBEIL, AL C (2005)
CORNELIUS, JONATHAN P (2015)
CORREA, AARON P (2013)
COTTON, CHRIS P (2017)
COUGHLAN, CAMERON OF (2007)
COWGILL, COBY P (2015)
COX, KRIS OF (2003-04)
CRAMBLITT, JOEY P (2003)
CRESCENTINI, MARCUS P (2019)
CROWLEY, KURT OF (2009)
CRUSE, ANDREW P (2009)
CRUZADO, VICTOR OF (2018)
CURTISS, TOM P (2001)
CUSHMAN, DWAYNE P (1999)
CUSICK, MATT IF (2012)

D

D'AMATO, DAN P (2003)
DAHL, LINDSEY C (2000)
DAHL, MATTHEW 3B (2000)
DAILEY, STEVE OF (1994)
DANDO, ZACH P (2016)
DANTON, JEFF C (1999)
DARVILL, WES IF (2016-17, 2019)
DATTOLA, KEVIN OF (1994-96)
DAVIS, LEONARD OF (2013)
DAVIS, MATT P (2007, 2009)
DAVIS, RAY P (1996)
DAWSON, SHANE P (2018)
DAY, KYLE P (2012)
DAY, STEVE P (1995-96)
DEANGELIS, STEVE DH (1995)
DE CASTER, YURENDELL IF (2012-13)
DEJESUS, TONY P (2001-02)
DELACRUZ, ALEN P (2014)
DELAROSA, JUAN 3B (1995)
DELUCCHI, DUSTIN OF (2001)
DESMIDT, JEFF C (2008-09)
DEVINNY, TANNER C (1997)
DIAZ, JUAN DH (2009-10)
DICKINSON, RODNEY P (2003)
DIXON, D.J. C (2008)
DIXON, TIM P (2000)
DOAN, KORY C (2001-02)
DODSON, ZACK P (2017-18)
DOLSHUN, HUNTER C (2017)
DONISTHORPE, RANDY P (1995)
DONMOYER, AUSTIN P (2010)
DORMAN, JOHN SS (1997)
DOWDY, BRETT SS (2010)
DOWNING, KAOHI P/OF (2012-14)
DRUMMOND, CALVIN P (2018)
DUCHARME, DENIS OF (1998)
DUPAS, GREG P (2008)
DURAN, JOSE IF (2012)
DUVA, BRIAN 2B (1995-2000)

E

EADINGTON, ERIC P (2016)
EBERT, JORDAN IF (2017-18)
EDGERTON, JORDAN IF (2018)
EFFERTZ, JOEL P (2017)
EGGLESTON, AHARON CF (2010)
EHLERS, CODY 1B (2009)
EHRNSBERGER, CHAD IF (2008)
ERAZMUS, MARK P (1994)
EVANS, JAMIE P (1994)
EVANS, TONY P (2006)
EVERETT, BRADY C (2008)

EVERSON, DARIN 1B (1999)

F

FAUSKE, J.P. C (2000)
FAUST, WESLEY P (2003)
FELDKAMP, DEREK P (2009)
FERRANTE, VICTOR OF (2011)
FICOCIELLO, DOMINIC IF (2019)
FLAKE, STEPHEN P (2010)
FOLTIN, WAYNE P (2008)
FORBES, MIKE OF (2004-05)
FORD, JACK P (1994)
FORNEY, RICK P (1997-2000)
FORSHEE, BRANDON P (2010)
FORTIN, BLAINE P (1999)
FORTIN, TROY C (1998-2000)
FOWLER, BARRY P (2011, 2014)
FRANCO, CHRISTIAN 3B (2002)
FRANKLIN, BRENT P (2001)
FRAZIER, ANDREW IF (2017)
FREDERICK, EMARY P (2010)
FREEMAN, SCOTT P (1994)
FRENCH, ANTON OF (2007)
FRENCH, NED OF (1999)
FRENCH, PARKER P (2019)
FROST, ADAM IF (2009)
FUESS, BRIAN 3B (2003)
FUTRELL, MARK P (1994-96)

G

GAGIN, ALEX 3B (1994)
GARCIA, AMAURY OF (2004)
GARCIA, CARLOS IF (2019)
GARCIA, CIPRIANO C (2001)
GARCIA, JUSTIN P (2013)
GARCIA, KEVIN C (2018-19)
GARCIA, WILLY OF (2019)
GARKOW, TYLER P (2019)
GARLAND, TIM OF (2001)
GATES, DAVID OF (2006)
GAUTREAU, ADAM P (2005)
GEIST, JON 2B (1996)
GEHLE, PETE P (2013)
GIELER, WILLIAM OF (2001)
GLANT, DUSTIN P (2011)
GLICK, DAVID P (2004, 2006)
GLOSSER, JASON P (2006)
GONZALEZ, MAIKOL SS (2016)
GOODELL, STEVE 1B (2001)
GOODEN, DEREK P (1999)
GOODMANN, JOE P (2000)
GORDON, JEFF C (1997)
GOULD, JJ IF (2018)
GRAHAM, DREW P (2010)
GRAHAM, TYLER OF (2013)
GRAVES, DONOVAN P (2004)
GRAY, ANTOIN 2B (2007-08)
GRAY, DAN 1B (1994)
GREGORY, SEAN P (2010)
GRIDER, CASIO IF (2015-17)
GRIEFF, TODD P (1995)
GRIPP, RYAN 3B (2003)
GROSS, RAFAEL P (2001-04)
GUEHNE, DAN P (1996-2000)
GUIDA, JORDAN C (2013-14)
GUNNING, MATT P (2005)

H

HAERTHER, CASEY IF (2013-15)
HAGINS, STEVE C (2000)
HAIGWOOD, DANIEL P (2009)
HALPENNY, ANDREW C (1994-96)
HAMILTON, JEREMY 1B (2010)
HAMILTON, RYAN IF (2006)
HAMPTON, MATT P (2005)
HANKINS, MIKE SS (1994)

HARDY, MARK P (2013)
HARRINGTON, JODY P (1995)
HARRIS, D.J. DH (1994)
HARRIS, JAMES OF (2019)
HARRIS, REGGIE P (2006)
HARRISON, JIM P (2006)
HARRISON, VINCE 3B (2009-10)
HARTMAN, ZACH P (2018)
HARTSOCK, AARON P (2011)
HARTUNG, ANDY 3B (1995)
HAVERLY, MATT P (2004)
HAWKINS, RICH P (2012)
HAYES, CHRIS P (1995)
HEARN, SEAN OF (1998-99)
HEATH, DEMETRIUS OF (2008)
HEISLER, ADAM OF (2015-16)
HENDERSON, KENNY P (2002)
HERMAN, JASON P (2007)
HERNANDEZ, ALEXIS C (2000)
HERNANDEZ, IVAN P (2003, 2005)
HERNANDEZ, KIKI C (1997)
HERNANDEZ, NICK P (2014-15)
HERRMANN, SPENCER P (2019)
HERRON, TYLER P (2018)
HESS, ISAAC P (2011)
HEYMAN, GRANT OF (2018)
HICKEY, MIKE 3B (1997)
HILL, JAMAR OF (2008)
HILL, TYLER OF (2019)
HILTON, KEVIN P (2019)
HINDERKS, JEREMY P (2004)
HIROSE, YASUSHI P (2001)
HOBBIE, MATT OF (1998)
HODGES, CASEY P (2010)
HOFFER, KELLY OF (2002)
HOLBROOK, SHAYN P (2004-05)
HOLLIMAN, MARK P (2010)
HOLLINGSWORTH, ETHAN P (2014)
HOMER, CHRIS P (2009)
HOOPII-HASLAM, RIDGE IF (2016)
HOSEY, DWAYNE OF (1999)
HOSTETLER, TOM P (1995)
HOVEY, JORDAN IF (2019)
HOWARD, CEPHAS P (2014)
HUIZINGA, JON P (2009)
HURST, JIMMY OF (2006-07)
HURTADO, VICTOR P (1999)

I

ISAACSON, JOE P (2000)

J

JACKEL, WILLIAM P (2011)
JACKSON, MATT P (2013-15)
JACKSON, NIC OF (2015)
JACOBSON, RUSS C (2005)
JAMES, CRAIG P (2012)
JARVIS, JASON P (2013-14)
JARVIS, MATT P (1996)
JOHNSON, CARTER P (2018)
JOHNSON, CHASE P (2014)
JOHNSON, RYAN P (2019)
JOHNSON, SETH P (2005)
JOHNSTONE, TYLER IF (2006)
JONES, ALEX P (2012)
JONES, DARRICK C (2002-03)
JONES, JACK SS (2000)
JONES, JON P (2015)
JONES, RYAN 1B (2000)
JOYNT, BRIAN OF (2011)
JUSTICE, JUSTIN OF (2010-11)

K

KAHN, STEPHEN P (2012)
KAISER, KODY OF/IF (2011)
KALAFOS, ADAM P (2008)
KAMINSKI, CHRIS P (2012)

KAMPLAIN, JUSTIN P (2019)
KATZ, MASON C (2017)
KEATING, PATRICK P (2013)
KEITH, RUSTY OF (2003)
KELLY, CHRIS (2010)
KENDALL, PRICE IF (2010-12)
KENNEDY, JIMMER P (2016)
KEPPEN, DUSTY P (2004)
KEPPEN, JEFF P (1999-2001)
KIMMEL, SAM IF (2014)
KINTZLER, BRANDON P (2007-08)
KISSOCK, CHRIS P (2013-14)
KITE, JOSH P (2006)
KJERSTAD, DEXTER OF (2018)
KLEE, CHUCK SS (2000)
KNIGINYZKY, MATT P (2010)
KNOFF, JUSTIN P (2005)
KOKINDA, CHRIS OF (1996-99)
KOMMINSK, BRAD DH (1996)
KOPACZ, DEREK OF (2001)
KORECKY, BOBBY P (2010)
KRILL, BRETT OF (2015)
KUHN, TYLER SS (2014)
KUSIEWICZ, MIKE P (2007)

L

LACHANCE, KEVIN IF (2019)
LAFFERTY, BRENDAN P (2013-15)
LAMANNA, DAN C (2002)
LAMBSON, MITCHELL P (2017-19)
LANDSTAD, ROD OF (1995)
LANE, NOLAN OF (1999)
LANTO, HANK C (2009)
LARNED, ANDY C (2004)
LATHAM, CHRIS OF (2007)
LAWSON, BRETT P (2007)
LAXER, JOSH P (2017)
LAYDEN, TIM P (2009)
LEACH, BRIAN P (2012)
LEACH, JALAL OF (2003)
LEDAY, A.J. OF (2001)
LEE, TERRY 1B (1995-97)
LEMP, CHRIS P (1996)
LENTINI, FEHLANDT OF (2006-08, 2011, 2013)
LIGHT, KEVIN P (2011)
LILES, NICK IF (2013)
LINCOLN, ROGER P (2005)
LITCHFIELD, B.J. P (2006)
LITTLE, JEFF P (2002)
LOGAN, BO P (2015)
LOGGINS, DUSTIN P (2015)
LONG, TONY P (1994)
LONG, WES SS (2009-2011)
LOPEZ, MANNY OF (2003)
LOTZKAR, KYLE P (2016)
LOWE, JOHNNIE P (2015)
LOWERY, DAVE 2B (1994-95)
LUNDBERG, JORDAN C (2007)
LUQUE, ROGER P (2004-05)
LYDY, SCOTT OF (1998)

M

MACKAY, TRIPP SS (1998-99)
MACKINTOSH, JASON P (2010)
MADRITSCH, BOBBY P (2002)
MAGEE, JAYSON P (2004)
MAGRINI, PAUL P (1995-96)
MAJOR, MARC P (2004)
MANN, MATT OF (2006)
MANNING, DAVID P (2005)
MANNING, HANK C (1995-96)
MARCUS, CLINT P (2004-05)
MARIN, ADRIAN SS (2019)
MARINCOV, TYLER OF (2019)
MARION, TODD P (1994)
MARTIN, C.J. OF (1996-97)

MARTIN, KYLE 1B (2019)
MARTIN, SCOTT P (2002)
MARTINEZ, GABRIEL IF (2012)
MASON, MATT C (2000)
MASTERMAN, TOM P (1995)
MATHEWS, KENNY P (2017-18)
MATOS, JULIUS IF (2006)
MATTHEWS, ERIC C (1998-99)
MAXWELL, KEITH 1B (2006)
MAZUR, GRAHAM P (2003)
MAZZOLA, JOSH IF/OF (2012-15, 2018)
MCADAMS, JOSH 1B (2018)
MCCANN, MATT IF (2018)
MCCLELLAN, DARREN P (1995-96)
MCDONALD, DONZELL 2B (2010)
MCEACHERN, CARTER IF (2016)
MCEACHRAN, AARON IF (2007)
MCGOVERN, KEVIN P (2016-19)
MCHUGH, PETE P (1996-1997)
MCMURRAY, HEATH P (2003)
MCNAMARA, RUSTY 2B (2005)
MCVEY, CAMERON P (2016, 2019)
MEADOWS, TYDUS OF (2008)
MEGGERS, MIKE OF (1997, 2001)
MENDONCA, TOMMY IF (2018)
MENDOZA, AARON C (2006)
MENDOZA, CRISTIAN P (2008)
MERCADO, ONIX C (2006)
METHENY, BRENT IF (2007-09)
MEYERS, CHAD OF (2005)
MICHAEL, MARK P (2008-09)
MINCEY, BRAD P (2015)
MINICOZZI, MARK IF (2009)
MINOR, DANIEL P (2017)
MIRANDA, JOSE OF (1998)
MITCHELL, TONY OF (1997)
MITROVICH, STEVE C (1998)
MOESQUIT, KEVIN IF (2013)
MONTERO, OSCAR P (2004)
MONTGOMERY, JOE P (1998-99)
MOORE, BEN P (2006-07)
MORENO, JORGE OF (2005)
MORONEY, JONATHAN OF (2019)
MORRIS, COREY OF (1995)
MORRISON, GREG 1B (2003-04)
MURPHY, TANNER P (2016)
MURRAY, STEVE P (2004-05)
MUTCHESON, MATT P (2002)
MYROW, BRIAN 3B (1999-2001, 2011)

N

NARODOWSKI, DAVID IF (2012)
NATHANS, TUCKER IF/OF (2018)
NEFF, MARTY 1B (1999-2000)
NEILES, SCOTT OF (1999)
NEWSON, WARREN OF (2000)
NISHIYAMA, MICHITAKA P (2004)
NIXON, ROB P (2015)
NOTEWARE, MIKE P (2015)
NUDING, ZACH P (2017)
NUNEZ, JOSE SS (2000)

O

O'BRIEN, MIKEY P (2016-17)
OAKES, MATT C (2002)
OCHSNER, ALAN P (1999-2001)
ODOM, AARON P (2009)
ONLEY, SHAWN P (1999-2001)
OPRAY, ANDERS P (1994)
ORGA, KEVIN P (2000-01)
ORTEGA, RAMON C (2015)
ORTIZ, LUIS 1B (2001)
OSBORN, JOSH P (1999-2000)
OSILKA, GARRET IF (2001)
STEWART, ANDY C (2004)
STEWART, JORDAN P (2009)

OSUNA, EDGAR P (2013)
OTT, LOUIS IF (2011)
OVALLES, JUAN P (2004)

P

PADILLA, ROCKY OF (1994)
PADUA, GERALDO P (2002)
PASKIEVITCH, TOM P (1995-96)
PASTRANA, REY C (2019)
PATRICK, SCOTT P (1994)
PATTON, CORY OF (2009)
PAULL, KALAM P (1998-99, 2004)
PEARSON, EDDIE 1B (2001)
PEASE, DUSTIN P (2007-08)
PECKHAM, CHRIS 3B (1997)
PEDRAZA, ROD P (1997)
PEGUERO, DAVID OF (2014)
PEGUERO, JAILEN P (2015-16)
PEGUES, STEVE OF (1997)
PENCE, HOWARD P (2006)
PENDARVIS, CHAD P (2007)
PEREZ, ALEX 2B (2019)
PEREZ, ALEX P (2005)
PEREZ, PETE P (2018)
PETERSON, CHARLES OF (2002-03)
PETTIFORD, TORREY 2B (1996)
PFINGSTRAFF, BEN P (2009)
PHILLIPS, BARRETT P (2012)
PILGER, MIKE OF (2000)
PINEDA, RYAN IF (2014)
PINO, WILMER IF (2011)
PLANTENBERG, ERIK P (2000)
PLEFFNER, SHAWN 1B (2017)
PLEFKA, JON P (2011)
POPE, MARK P (2015)
POSEY, JOEL P (2007)
POULIN, MAX SS (2001-08)
POWELL, CHRIS OF (1996)
PRATER, ANDREW C (1997)
PRESS, GREGG P (1998)
PRICE JR., JOHN OF (2019)
PRIVETT, TODD P (2012)
PRODANOV, PETER 3B (2000-01)
PUGH, TILLMAN OF (2015)
PULSIPHER, BILL P (2009)
PURCELL, BRAD P (2003-05)
PURVIS, ACE P (2004)

Q

QUARTARARO, DANIEL 3B (2005-06)
QUINTERO, BRANDON P (2017)

R

RAMON, AMOS IF (2006, 2011-13)
RANSOM, ROBERT P (2008)
RAPP, RANDY P (2007)
RATLIFF, DARRYL OF (1997)
RAVEN, LUIS 1B (2002)
RAYBORN, KENNY P (2002)
REAMS, DEREK C (1997)
REID, RAYON P (1998)
REYES, FREDDY 1B (1998)
RHEAULT, DYLAN P (2016)
RICHARDSON, DUSTIN C (2008-09)
RICHARTZ, AARON 3B (1994)
RICK, ALAN C (2011)
RIVERA, JOEANTHONY P (2017)
RIVERA, RAUL P (2015)
ROBERSON, CHRIS OF (2012)
ROBERSON, COLIN OF (2008)
ROBERTSON, RYAN C (2001-02)
ROBINSON, CHRIS C (2015)
ROBINSON, SCOTT P (1996)
RODRIGUEZ, RAY P (2005)

RODRIGUEZ, REYNALDO 1B (2018)
RODRIGUEZ, WIL P (2004)
ROGERS, JACOB 1B (2016)
ROHM, DAVID OF (2016-17)
ROHR, CHARLES P (2004)
ROMANSKI, JOSH OF (2016-19)
ROQUE, ULYSSES P (2010)
ROSARIO, CHARLE P (2017-18)
ROSE JR., PETE 1B (2002)
ROSENGREN, PHIL P (2004)
ROSS, DONNIE 1B (2005)
ROY, PHILIP P (2010)
RUSCH, MATTHEW P (2012-13)
RUSSELL, STEVE P (2007)
RUTCKYJ, EVAN P (2017)

S

SACHS, BRENT IF (1999, 2001-03)
SADLER, RAY OF (2013-14)
SAIN, GREG IF (2006)
SALAMIDA, CHRIS P (2010-14)
SALAMON, JOHN P (1997)
SAMSON, NATE IF (2013)
SAMUELS, SCOTT OF (1998)
SANCHEZ, MATTHEW IF (2002)
SANTANA, RALPH 2B (2005)
SAPPELT, DAVE OF (2018)
SASAKI, RYAN P (2013)
SAUGSTAD, MARK DH (1996)
SAWKIW, WARREN 1B (1994)
SCALABRINI, PAT 2B (2003-04)
SCARBERRY, CHAD P (2006)
SCHADE, SCOTT IF (2007-08)
SCOMA, RYAN OF/IF (2013)
SEDDON, JOEL P (2019)
SEDLACEK, SHAWN P (2005)
SEPEDA, JAMIE P (1995)
SERMO, JOSE IF (2018)
SEWITT, TAYLOR P (2013-14)
SHENK, LARRY P (1995)
SHERRER, JASON C (2008)
SHERRILL, GEORGE P (2002-03)
SHETRONE, DREW P (2010)
SHIMO, BRANDON P (2016)
SIM, ERIC P (2016)
SINTES, JON, P (2014)
SMART, JAMEY 1B (2018)
SMITH, ANTHONY P (2015)
SMITH, CASEY OF (1998)
SMITH, DEMOND OF (2007)
SMITH, DONNIE P (1998, 2000-06)
SMITH, IRA OF (2002)
SMITH, JEREMY 3B (2003)
SMITH, STEVE C (2005)
SMITH, TIM P (1995)
SMITH, TIM OF (2013)
SMITH, WILL OF (2006)
SMYTH, KEN P (1995-97)
SOBKOW, PHIL P (2005-06)
SOHN, ANDREW SS (2017-18)
SOKOL, TRAD P (2000)
SOMROCK, JOHN OF (1998)
SOTO, DARWIN P (2005-06)
SOTO, T.J. OF (2004)
SPARKS, JEFF P (1997-98)
SPEARMAN, VERNON OF (2002)
SPENCER, ROBBIE IF (2015)
SPINK, CONOR P (2016)
SPOTTISWOOD, BILLY P (2012)
SPRINGER, STEVE 3B (1995)
SPYKSTRA, DAVID P (1999)
STANG, COREY OF (2006-07)
STANTON, T.J. P (2004)
STEINMETZ, EARL P (1999)

STILES, BRAD P (2005)
 STILLWAGON, NICK C (2008)
 STIRM, BRIAN P (2006)
 STOCCO, MATT C (2005)
 STONER, JEFF P (2014)
 STUPIENSKI, GAVIN C (2018)
 SUAREZ, ALIXON C (2017)
 SULBARAN, JC P (2018)

T
 TANABE, CARLTON C (2016)
 TASIN, ROBERT P (2016)
 TAYLOR, DONNIE P (2001)
 TESTA, CHRIS P (2005)
 THOMAS, ADAM P (2005)
 THOMAS, IAN P (2009-11)
 THOMAS, STEVE P (2001-03)
 THOMPSON, RICH P (1994)
 THORNHILL, CHAD SS (1999, 2001)
 TORRES, CARLOS P (2005)
 TORRES, CHRISTIAN P (2019)
 TORTI, MIKE 3B (1998)
 TOURON, LUIS C (2019)
 TOWNER, KYLE OF (1997)
 TRAHAN, MIKE 2B (1999)
 TURGEON, CASEY IF (2017)

U
 UYETCHI, CLAYTON P (2011)

V
 VAN LEUR, JACK P (2012)
 VARNER, RETT P (2015)
 VELAZQUEZ, JUAN P (2006-07)
 VENDELA, CHRIS P (2001)
 VERMILYEA, JAMIE P (2011)
 VIANO, JAKE P (1998-99)
 VILLACRES, GARRY OF (2000)
 VILLARREAL, LUIS P (2006, 2011)
 VON SCHAMANN, DUKE P (2016)

W
 WAGNER, DENNY P (2002-03)
 WAGNER, MIKE P (2006)
 WAITE, BENJI P (2015)
 WALKER, ANDR P (2008-12)
 WALLACE, BRETT C (2010)
 WALLIS, SCOTT IF (2005)
 WALSH, SEAN IF (2006)
 WALSH, STEVE P (2000)
 WAMBACK, TREVOR P (2001)
 WATTS, BRENT OF (1995-98)
 WEBB, CHRIS P (2001-03)
 WEBB, DONNIE OF (2014)
 WEBER, JON OF (2011-12, 2015)
 WEST, KEVIN OF (2008-10)
 WIEBE, JEFF P (1997)
 WILLIAMS, TED OF (1994)
 WILLIAMS, JUAN P (1999)
 WILLIAMS, LARRY P (1997)

WILLIAMS, MIKE P (2011)
 WILLIAMS, ZACH SS (2010)
 WILLIAMSON, FABIAN (2012)
 WILSON, BRADY OF (2015)
 WILSON, JIM DH (1994)
 WILSON, MIKE OF (2015)
 WIRTH, ROBERT C (2005)
 WISE, ANDY P (1996-99)
 WOODS, JAMES P (2015)
 WORRELL, STEPHEN OF (2005)
 WRIGHT, EUGENE P (2011)
 WYATT, JONATHAN OF (2011)
 WYNN, DENVER P (2012)

X
 (none)

Y
 YBARRA, JAMIE P (1996-97, 1999)
 YOUNG, CODY C (2019)
 YOUNG, WALTER IF (2007)

Z
 ZBIN, CHRIS P (2012)
 ZIEGLER, DAN P (2007)
 ZIMMERMAN, JEFF P (1997)
 ZOFFINGER, BILLY OF (2004)
 ZULYNYAK, BRENT P (2000)

COMBINED NO-HITTER – JUNE 4th, 2014 at SIOUX FALLS

On June 4th, 2014, the Winnipeg Goldeyes combined on the fifth no-hitter in American Association history. In the second game of a double header, the Goldeyes utilized five relievers to accomplish the feat. Gabe Aguilar, Kaohi Downing, Taylor Sewitt, Brendan Lafferty, and Kyle Bellamy each worked in the game. It was the first no-hitter in Goldeyes' history. Bellamy struck out Canaries' right fielder Chris Valencia for the final out in what was a 3-0 victory. Here is a full account of that historic night:

- Bottom 1st**
 - LHP Gabe Aguilar pitching for Winnipeg
 - Drew Muren lines out to first base
 - Carlos Mendez flies out to right field
 - Brandon Jones strikes out swinging
- Bottom 2nd**
 - AJ Kirby-Jones fouls out to third base
 - Chris Valencia flies out to left field
 - Shelby Ford flies out to left field
- Bottom 3rd**
 - Chris Duffy flies out to right field
 - RHP Kaohi Downing relieves Gabe Aguilar
 - Stephen Branca flies out to centre field
 - Ty Fomey walks, advances to first base
 - Drew Muren strikes out swinging
- Bottom 4th**
 - Carlos Mendez strikes out swinging
 - Brandon Jones grounds out to second base
 - AJ Kirby-Jones flies out to centre field
- Bottom 5th**
 - Chris Valencia flies out to centre field
 - Shelby Ford walks, advances to first base
 - Chris Duffy grounds into double play at second base
- Bottom 6th**
 - RHP Taylor Sewitt relieves Kaohi Downing
 - Stephen Branca strikes out swinging
 - Ty Fomey walks, advances to first base
 - LHP Brendan Lafferty relieves Taylor Sewitt
 - Drew Muren strikes out swinging
 - Carlos Mendez grounds into fielder's choice at shortstop, Ty Fomey forced out at second base
- Bottom 7th**
 - Brandon Jones grounds out to pitcher
 - RHP Kyle Bellamy relieves Brendan Lafferty
 - AJ Kirby-Jones strikes out swinging
 - Chris Valencia strikes out swinging

PITCHER	IP	H	BB	K	R	ER	TP
Aguilar	2.1	0	0	1	0	0	27
Downing (W)	2.2	0	2	2	0	0	29
Sewitt	0.1	0	1	1	0	0	9
Lafferty	1.0	0	0	1	0	0	21
Bellamy (SV)	0.2	0	0	2	0	0	10
TOTAL	7.0	0	3	7	0	0	96

WINNIPEG GOLDEYES HONOURS AND AWARDS

NORTHERN LEAGUE ORGANIZATION OF THE YEAR

2003, 2004, 2006, 2008, 2009

AMERICAN ASSOCIATION ORGANIZATION OF THE YEAR

2011, 2012, 2013

NORTHERN LEAGUE PLAYER OF THE YEAR

1995 Terry Lee
1996 Terry Lee
1998 Sean Hearn

NORTHERN LEAGUE PITCHER OF THE YEAR

2003 Rafael Gross
2009 Andrew Walker

AMERICAN ASSOCIATION PLAYER OF THE YEAR

2017 Josh Romanski

AMERICAN ASSOCIATION PITCHER OF THE YEAR

2014 Nick Hernandez
2019 Mitchell Lambson

NORTHERN LEAGUE RELIEF PITCHER OF THE YEAR

2008 Brian Beuning

NORTHERN LEAGUE ROOKIE OF THE YEAR

1996 Chris Kokinda
2003 Kris Cox
2009 Adam Frost

AMERICAN ASSOCIATION ROOKIE OF THE YEAR

2011 Price Kendall

NORTHERN LEAGUE ROOKIE PITCHER OF THE YEAR

1997 Jeff Zimmerman
2007 Brandon Kintzler
2010 Ian Thomas

NORTHERN LEAGUE MOST OUTSTANDING DEFENSIVE PLAYER

2005 Max Poulin

NORTHERN LEAGUE BATTING CHAMPION

1995 Terry Lee, .373
1997 Terry Lee, .358
1998 Brian Duva, .367
2010 Kevin West, .337

AMERICAN ASSOCIATION BATTING CHAMPION

2017 Shawn Pleffner, .340

NORTHERN LEAGUE EXECUTIVE OF THE YEAR

1998 John Hindle
2000 John Hindle
2002 Andrew Collier
2004 Andrew Collier
2006 Andrew Collier
2007 Andrew Collier
2009 Andrew Collier

AMERICAN ASSOCIATION EXECUTIVE OF THE YEAR

2014 Andrew Collier

STEALING SMART

Canadian-born infielder Wes Darvill has been an American Association All-Star in two of his three seasons with the Goldeyes. Darvill has stolen 74 bases in a Goldeyes' uniform while getting caught just five times. His 79 percent success rate is the best in American Association history for any player with at least 40 stolen base attempts. During his first season with the Goldeyes in 2016, Darvill stole 18 bases without getting caught.

MARVELOUS MITCH

In 2019, left-hander Mitchell Lambson turned in one of the finest seasons the Goldeyes have ever seen. Lambson won 13 games, one shy of the club's single-season record, while posting a 3.11 ERA with 133 strikeouts. Perhaps most impressively, Lambson performed at a high level while standing on the mound more than any other pitcher. His 150.2 innings pitched not only led the American Association, but established a Goldeyes' single-season record for durability. For his efforts, Lambson was voted American Association Pitcher of the Year.

WINNIPEG GOLDEYES HONOURS AND AWARDS (cont.)

NORTHERN LEAGUE ALL-STARS

1996	Terry Lee
1997	Brian Duva Terry Lee
1998	Tony Chance Brian Duva Sean Hearn
1999	Darin Everson Rick Forney Chad Thornhill
2000	Wes Chamberlain Jack Jones
2001	Carmine Cappuccio Brent Sachs Ryan Robertson
2002	Harry Berrios Bobby Madritsch Brent Sachs
2003	Harry Berrios
2004	Pat Scalabrini
2005	Harry Berrios
2006	Jimmy Hurst Fehlandt Lentini Luis Villarreal
2008	Brian Beuning Fehlandt Lentini Kevin West
2009	Josh Asanovich Juan Diaz Andrew Walker
2010	Kevin West

AMERICAN ASSOCIATION ALL-STARS

2012	Chris Roberson
2014	Casey Haerther Tyler Kuhn
2015	Casey Haerther Adam Heisler Josh Mazzola
2016	Willie Cabrera David Rohm
2017	David Bergin Wes Darvill Josh Romanski Andrew Sohn
2019	Victor Capellan Wes Darvill Mitchell Lambson

SCOTT MILLER/BRIAN ROSE MAN OF THE YEAR AWARD

2016	Reggie Abercrombie
------	--------------------

BASEBALL AMERICA PLAYER OF THE YEAR

2002	Bobby Madritsch
------	-----------------

BASEBALL AMERICA FIRST TEAM

2001	Carmine Cappuccio
2001	Rafael Gross
2002	Bobby Madritsch
2002	Brent Sachs
2003	Harry Berrios
2003	Rafael Gross
2007	Luis Alen

BASEBALL AMERICA SECOND TEAM

1999	Rick Forney
1999	Chad Thornhill
2000	Jeff Keppen
2002	Harry Berrios
2003	Charles Alley
2009	Andrew Walker

WINNIPEG GOLDEYES 10th AND 20th ANNIVERSARY TEAMS

10th ANNIVERSARY TEAM (2003)

C	Ryan Robertson
1B	Terry Lee
2B	Brian Duva
3B	Brent Sachs
SS	Max Poulin
OF	Chris Kokinda
OF	Charles Peterson
OF	Carmine Cappuccio
DH	Wes Chamberlain
SP	Rick Forney
SP	Bobby Madritsch
SP	Jeff Zimmerman
SP	Rafael Gross
RP	Donnie Smith
RP	Dan Guehne
CL	Steve Thomas

20th ANNIVERSARY TEAM (2013)

C	Luis Alen
1B	Terry Lee*
2B	Brian Duva*
3B	Brent Metheny
SS	Max Poulin*
OF	Chris Kokinda*
OF	Carmine Cappuccio*
OF	Fehlandt Lentini
DH	Juan Diaz
UTIL	Brian Myrow
UTIL	Harry Berrios
SP	Rick Forney*
SP	Bobby Madritsch*
SP	Rafael Gross*
SP	Andrew Walker
SP	Jeff Zimmerman
RP	Zach Baldwin
RP	Brian Beuning
RP	George Sherrill
RP	Donnie Smith*
RP	Ian Thomas
CL	Jamie Vermilyea

**Indicates member of both 10th and 20th anniversary teams.*

WINNIPEG GOLDEYES ANNUAL TEAM AWARDS

BUDWEISER'S MOST VALUABLE PLAYER

1999	Brian Duva
2000	Wes Chamberlain
2001	Carmine Cappuccio
2002	Brent Sachs
2003	Rafael Gross
2004	Pat Scalabrini
2005	Harry Berrios/Jorge Moreno
2006	Fehlandt Lentini
2007	Brent Metheny
2008	Brian Beuning/Fehlandt Lentini
2009	Juan Diaz
2010	Kevin West
2011	Luis Alen/Wes Long
2012	Chris Roberson/Josh Mazzola
2013	Josh Mazzola
2014	Casey Haerther/Tyler Kuhn
2015	Josh Mazzola
2016	Reggie Abercrombie
2017	Josh Romanski
2018	Reggie Abercrombie
2019	Mitchell Lambson

PLAYER OF THE YEAR

(as determined by fan voting)

2005	Max Poulin
2006	Jimmy Hurst
2007	Max Poulin
2008	Brent Metheny
2009	Kevin West
2010	Luis Alen
2011	Brian Myrow
2012	Luis Alen
2013	Luis Alen

PERFECT BATTING AVERAGE AND ERA

1.000 BATTING AVERAGE

Four Goldeyes have finished the season with a 1.000 batting average, all of whom have had one base hit in one at bat.

Denis Ducharme, 1998
 KP Paull, 1999
 Amos Ramon, 2011
 Andrew Walker, 2011

0.00 ERA

18 different Goldeyes have achieved a 0.00 ERA in a season a total of 22 times. Long-time shortstop Max Poulin earned the distinction four times, while Kevin West notched a perfect ERA twice.

Kevin Dattola	1.0 IP	1994
C.J. Martin	1.0 IP	1996
Brent Sachs	0.1 IP	2002
Wes Faust	5.1 IP	2003
Blair Barbier	1.0 IP	2004
Brian Bogs	1.1 IP	2004
K.P. Paull	3.1 IP	2004
Max Poulin	0.2 IP	2004
Amos Ramon	2.0 IP	2006
Max Poulin	1.0 IP	2006 (second time)
Jordan Lundberg	0.2 IP	2007
Max Poulin	1.0 IP	2007 (third time)
Max Poulin	1.2 IP	2008 (fourth time)
Scott Schade	2.0 IP	2008
Kevin West	0.2 IP	2009
Kevin West	1.0 IP	2010 (second time)
Kody Kaiser	1.0 IP	2011
Victor Ferrante	0.2 IP	2011
Chris Allen	1.1 IP	2013
Taylor Sewitt	3.2 IP	2013
Casey Haerther	0.1 IP	2014
Dylan Rheault	0.1 IP	2016

10+ HR AND 20+ SB IN SAME SEASON

YEAR	PLAYER	HR	SB
1995	Kevin Dattola	14	41
1996	Brent Watts	16	23
1998	Brian Duva	10	26
2002	Brent Sachs	11	20
2004	TJ Soto	10	26
2005	Jorge Moreno	10	31
2007	Fehlandt Lentini	10	42
2008	Brent Metheny	10	25
2011	Kody Kaiser	11	37
2012	Chris Roberson	11	36
2014	Reggie Abercrombie	19	23
	Donnie Webb	10	32
2016	Casio Grider	11	22
	Reggie Abercrombie	20	21
2017	Reggie Abercrombie	16	20
	Andrew Sohn	11	30

WINNIPEG GOLDEYES YEAR-BY-YEAR



The Winnipeg Goldeyes celebrate the 2012 American Association championship on September 14th at Wichita's Lawrence-Dumont Stadium. The 8-3 win provided the Goldeyes with their first championship in 18 years.

WINNIPEG GOLDEYES ANNUAL STANDINGS

YEAR	W	L	PCT.	POS	GB	MANAGER	ATTENDANCE
1994	43	37	0.538	**4th	-9.0	Simunic	212,571
1995	47	38	0.553	2nd	-6.5	Simunic	196,460
1996	50	34	0.595	2nd	-3.0	Lanier	171,351
1997	53	30	0.639	1st	+3.5	Lanier	171,240
1998	58	28	0.674	2nd	-6.5	Lanier	159,512
1999	48	38	0.558	*3rd	-3.5	Lanier	248,488
2000	48	38	0.558	2nd	-5.0	Lanier	271,513
2001	52	38	0.578	1st	+15.0	Lanier	292,095
2002	56	33	0.629	1st	+4.0	Lanier	303,786
2003	55	34	0.618	1st	+3.5	Lanier	300,760
2004	56	39	0.589	2nd	-5.0	Lanier	323,341
2005	47	48	0.495	4th	-21.0	Lanier	322,758
2006	52	44	0.542	2nd	-11.0	Forney	312,213
2007	52	43	0.547	2nd	-4.5	Forney	300,938
2008	51	45	0.531	3rd	-11.0	Forney	284,398
2009	55	41	0.573	2nd	-2.0	Forney	278,099
2010	46	53	0.465	6th	-14.5	Forney	271,399
2011	60	40	0.600	1st	+4.0	Forney	275,521
2012	55	45	0.550	2nd	-10.0	Forney	285,263
2013	56	44	0.560	2nd	-6.0	Forney	276,359
2014	63	37	0.630	1st	+15.0	Forney	258,429
2015	47	52	0.475	2nd	-26.5	Forney	258,922
2016	58	42	0.580	2nd	-3.0	Forney	231,206
2017	62	38	0.620	1st	5.0	Forney	219,556
2018	41	59	0.410	5th	-18.0	Forney	219,370
2019	57	43	0.570	4th	-7.0	Forney	195,787
TOTALS	1368	1061	0.563				6,641,335

* won first half

** won second half

AMERICAN ASSOCIATION 60-WIN SEASONS

YEAR	TEAM	WINS
2015	Sioux City Explorers	75
2015	St. Paul Saints	74
2014	Wichita Wingnuts	73
2018	Sioux City Explorers	71
2013	Wichita Wingnuts	68
2006	Lincoln Saltdogs	65
2012	Fargo-Moorhead RedHawks	65
2011	Grand Prairie AirHogs	64
2019	St. Paul Saints	64
2010	Sioux Falls Pheasants	63
2014	Winnipeg Goldeyes	63
2019	Fargo-Moorhead RedHawks	63
2013	Fargo-Moorhead RedHawks	62
2017	Winnipeg Goldeyes	62
2018	Kansas City T-Bones	62
2016	Wichita Wingnuts	61
2016	St. Paul Saints	61
2017	Wichita Wingnuts	61
2018	Wichita Wingnuts	61
2008	Fort Worth Cats	60
2008	Sioux Falls Canaries	60
2011	Winnipeg Goldeyes	60

The American Association has seen 22 teams win 60-plus games during its 14-year history. The Goldeyes are one of four teams to appear on the list three times.

WINNIPEG GOLDEYES ALL-TIME HOME/ROAD RECORDS

Year	HOME			ROAD			TOTALS		
	W	L	PCT.	W	L	PCT.	W	L	PCT.
1994	23	17	0.575	20	20	0.500	43	37	0.538
1995	27	15	0.643	20	23	0.465	47	38	0.553
1996	30	12	0.714	20	22	0.476	50	34	0.595
1997	27	14	0.659	26	16	0.619	53	30	0.639
1998	32	11	0.744	26	17	0.605	58	28	0.674
1999	21	22	0.488	27	16	0.628	48	38	0.558
2000	25	18	0.581	23	20	0.535	48	38	0.558
2001	28	17	0.622	24	21	0.533	52	38	0.578
2002	24	20	0.545	32	13	0.711	56	33	0.629
2003	29	15	0.659	26	19	0.578	55	34	0.618
2004	32	15	0.681	24	24	0.500	56	39	0.589
2005	29	18	0.617	18	30	0.375	47	48	0.495
2006	31	18	0.633	21	26	0.447	52	44	0.542
2007	32	15	0.681	20	28	0.417	52	43	0.547
2008	28	20	0.583	23	25	0.479	51	45	0.531
2009	29	19	0.604	26	22	0.542	55	41	0.573
2010	21	29	0.420	25	24	0.510	46	53	0.465
2011	33	17	0.660	27	23	0.540	60	40	0.600
2012	26	24	0.520	29	21	0.580	55	45	0.550
2013	28	22	0.560	28	22	0.560	56	44	0.560
2014	30	20	0.600	33	17	0.660	63	37	0.630
2015	22	27	0.449	25	25	0.500	47	52	0.475
2016	29	21	0.580	29	21	0.580	58	42	0.580
2017	33	17	0.660	29	21	0.580	62	38	0.620
2018	21	29	0.420	20	30	0.400	41	59	0.410
2019	34	17	0.667	23	26	0.469	57	43	0.570
TOTALS	724	489	0.597	644	572	0.530	1368	1061	0.563

GOLDEYES 80+ RUNS SCORED – SINGLE SEASON

YEAR	PLAYER	RUNS
2006	Fehlandt Lentini	93
1997	Terry Lee	88
2017	Andrew Sohn	88
2007	Fehlandt Lentini	86
2002	Harry Berrios	83
2002	Brent Sachs	83
2011	Price Kendall	83
1997	Brian Duva	82
2004	Pat Scalabrini	82
1996	Terry Lee	81
2011	Kody Kaiser	80

HOME FIELD ADVANTAGE

The Goldeyes set a franchise record in 2019 with 34 home wins. The previous record was 33 victories, accomplished in 2011 and again in 2017. The Goldeyes have finished with a winning record at home in 22 of their 26 seasons, and own a .597 all-time home winning percentage.

WINNIPEG GOLDEYES MONTHLY RECORDS

YEAR	MAY		JUNE		JULY		AUGUST		SEPTEMBER		TOTALS		
	W	L	W	L	W	L	W	L	W	L	W	L	PCT.
1994			10	11	13	15	19	9	1	2	43	37	0.538
1995			14	11	12	14	17	12	4	1	47	38	0.553
1996	1	0	15	11	17	10	16	12	1	1	50	34	0.595
1997	1	1	19	5	18	9	15	14	0	1	53	30	0.639
1998	1	3	16	11	18	7	22	6	1	1	58	28	0.674
1999	2	1	17	10	17	11	11	16	1	0	48	38	0.558
2000	3	2	16	12	13	12	15	12	1	0	48	38	0.558
2001	5	2	18	10	13	12	15	12	1	2	52	38	0.578
2002	3	5	19	9	18	7	15	12	1	0	56	33	0.629
2003	5	3	16	11	17	8	17	12			55	34	0.618
2004	6	5	16	10	15	11	15	12	4	1	56	39	0.589
2005	3	8	11	15	17	9	15	13	1	3	47	48	0.495
2006	7	5	18	10	12	13	13	15	2	1	52	44	0.542
2007	7	7	14	11	15	11	16	12	0	2	52	43	0.547
2008	5	10	18	9	10	15	18	11			51	45	0.531
2009	11	3	16	9	15	12	13	17			55	41	0.573
2010	7	4	14	14	12	15	11	18	2	2	46	53	0.465
2011	11	8	16	10	16	12	17	10			60	40	0.600
2012	9	3	17	12	14	13	14	15	1	2	55	45	0.550
2013	10	3	11	17	15	13	19	10	1	1	56	44	0.560
2014	10	6	19	8	15	12	19	10	0	1	63	37	0.630
2015	4	6	11	15	15	13	13	16	4	2	47	52	0.475
2016	7	5	13	15	19	9	16	11	3	2	58	42	0.580
2017	9	4	11	16	17	9	23	7	2	2	62	38	0.620
2018	7	6	13	15	9	19	11	17	1	2	41	59	0.410
2019	10	4	14	12	15	12	17	14	1	1	57	43	0.570
TOTALS	144	104	392	299	387	303	412	325	33	30	1368	1061	0.563
PCT.	0.581		0.567		0.561		0.559		0.524		0.563		

OPENING DAY ALL-TIME

DATE	OPPONENT	RES	SCORE	WP	LP	ATTENDANCE
6/7/94	Duluth-Superior	W	9-1	Cain	Collins	14,764
6/2/95	St. Paul	W	5-3	Bittiger	Curry	9,188
5/31/96	Thunder Bay	W	15-4	Robinson	Faino	8,160
5/30/97	Sioux City	W	12-10 (14)	Wise	Shoemaker	6,491
5/28/98	at Sioux City	L	3-1	Mosman	Press	2,932
5/28/99	at Sioux Falls	W	6-0	Steinmetz	Moeller	3,628
5/26/00	Sioux Falls	W	2-0	Forney	Veniard	6,616
5/24/01	Duluth-Superior	W	7-6	Hirose	Gooden	6,042
5/23/02	at St. Paul	W	8-2	Smith	Dickinson	6,139
5/23/03	at Fargo-Moorhead	L	11-4	Spille	Wagner	4,532
5/20/04	at Sioux City	L	4-1	Glick	Gross	3,220
5/20/05	at Fargo-Moorhead	L	10-6	Jordan	Holbrook	4,107
5/19/06	Joliet	W	5-4	Brown	Moore	6,622
5/17/07	at Gary SouthShore	L	2-1	Brown	Russell	3,102
5/15/08	Kansas City	L	3-2	Boughner	Bay	6,232
5/16/09	at Kansas City	W	10-4	Cruse	Trahan	6,009
5/20/10	Lake County	L	7-5	Falcon	Barb	6,311
5/12/11	Fargo-Moorhead	W	4-2	Hess	Odle	6,078
5/18/12	at Amarillo	W	14-9	Downing	Littleton	6,518
5/17/13	at Grand Prairie	W	4-2	Rusch	Blacksher	3,219
5/15/14	at Amarillo	L	11-7	Zeller	Salamida	3,424
5/21/15	at Grand Prairie	L	4-1	Gutierrez	Hernandez	1,450
5/19/16	at Joplin	W	8-1 (6)	O'Brien	Evans	840
5/18/17	at Cleburne	W	5-3	O'Brien	Farfan	3,246
5/18/18	at Cleburne	L	3-2	Cox	Boshers	2,592
5/16/19	at Texas	W	3-1 (10)	Crescentini	Smith	3,819

OPENING DAY ANNUAL LINEUPS

1994 vs. DULUTH-SUPERIOR

PLAYER	POS
Williams	OF
Brinkley	OF
Sawkiw	1B
Bilardello	C
Gray	3B
Lowery	2B
Harris	DH
Hankins	SS
Padilla	OF
Cain	P

1995 vs. ST. PAUL

PLAYER	POS
Duva	CF
Dattola	LF
Lee	1B
Deangelis	DH
Hartung	3B
Morris	RF
Arnold	SS
Manning	C
Lowery	2B
Bittiger	P

1996 vs. THUNDER BAY

PLAYER	POS
Watts	CF
Kokinda	3B
Dattola	LF
Lee	1B
Komminsk	RF
Manning	C
Powell	DH
Castaldo	SS
Geist	2B
Robinson	P

1997 vs. SIOUX CITY

PLAYER	POS
Tower	CF
Duva	2B
Kokinda	LF
Lee	1B
Meggers	DH
Hickey	3B
Martin	RF
Hernandez	C
Dorman	SS
Bailey	P

1998 at SIOUX CITY

PLAYER	POS
Duva	2B
Kokinda	LF
Chance	RF
Hearn	CF
Torti	3B
Reyes	1B
Bargman	DH
Mitrovich	C
MackKay	SS
Press	P

1999 at SIOUX FALLS

PLAYER	POS
Duva	CF
Kokinda	LF
Hearn	RF
Lane	DH
Everson	1B
Fortin	C
Baeza	3B
Trahan	2B
MackKay	SS
Steinmetz	P

2000 vs. SIOUX FALLS

PLAYER	POS
Villacres	CF
Duva	2B
Chamberlain	DH
Neff	1B
Jones	SS
Fortin	C
Brown	RF
Myrow	3B
Pilger	LF
Forney	P

2001 vs. DULUTH-SUPERIOR

PLAYER	POS
Sachs	SS
Clark	RF
Meggers	DH
Cappuccio	LF
Goodell	3B
Robertson	C
Prodanov	1B
Myrow	2B
Delucchi	CF
Conner	P

2002 at ST. PAUL

PLAYER	POS
Spearman	CF
Sachs	SS
Leday	DH
Berrios	LF
Rose	1B
Robertson	C
Brown	RF
Franco	3B
Poulin	2B
Gross	P

2003 at FARGO-MOORHEAD

PLAYER	POS
Sachs	CF
Scalabrini	2B
Berrios	DH
Peterson	RF
Morrison	1B
Lopez	LF
Alley	C
Boyd	3B
Poulin	SS
Wagner	P

2004 at SIOUX CITY

PLAYER	POS
Garcia	RF
Scalabrini	3B
Berrios	DH
Chamberlain	1B
Barbier	2B
Soto	LF
Cox	CF
Stewart	C
Poulin	SS
Gross	P

2005 at FARGO-MOORHEAD

PLAYER	POS
Santana	3B
Ayala	RF
Moreno	LF
Berrios	DH
Ross	1B
McNamara	2B
Jacobson	C
Forbes	CF
Poulin	SS
Luque	P

2006 vs. JOLIET

PLAYER	POS
Lentini	CF
Matos	2B
Hurst	LF
Berrios	DH
Walsh	3B
Benick	1B
Mann	RF
Mendoza	C
Poulin	SS
Bott	P

2007 at GARY SOUTHSORE

PLAYER	POS
Coughlan	LF
Lentini	CF
Hurst	DH
Young	1B
Latham	RF
Gray	2B
Metheny	C
Schade	3B
Poulin	SS
Bott	P

2008 vs. KANSAS CITY

PLAYER	POS
Lentini	CF
Aguilar	2B
Metheny	3B
West	RF
Meadows	LF
Gray	DH
Schade	1B
Everett	C
Poulin	SS
Bay	P

2009 at KANSAS CITY

PLAYER	POS
Asanovich	2B
Metheny	3B
West	RF
Patton	CF
Diaz	DH
Ehlers	1B
Brown	LF
Long	SS
Richardson	C
Haigwood	P

2013 at GRAND PRAIRIE

PLAYER	POS
Lentini	CF
Liles	2B
Davis	DH
Mazzola	RF
Haerther	1B
Smith	LF
Alen	C
Samson	SS
Ramon	3B
Rusch	P

2017 at CLEBURNE

PLAYER	POS
Rohm	RF
Romanski	LF
Bergin	DH
Abercrombie	CF
Pleffner	1B
Sohn	SS
Suarez	C
Darvill	3B
Grider	2B
O'Brien	P

2010 vs. LAKE COUNTY

PLAYER	POS
Long	SS
Eggleston	CF
Diaz	DH
Harrison	3B
West	RF
Brown	LF
Asanovich	2B
Hamilton	1B
Alen	C
Kniginzky	P

2014 at AMARILLO

PLAYER	POS
Kuhn	SS
Blackwood	2B
Sadler	DH
Abercrombie	CF
Mazzola	RF
Webb	LF
Haerther	1B
Pineda	3B
Alen	C
Salamida	P

2018 at CLEBURNE

PLAYER	POS
Sohn	SS
Cruzado	RF
Rodriguez	1B
Abercrombie	CF
Sermo	2B
Bergin	DH
Heyman	LF
Mazzola	3B
Garcia	C
Rosario	P

2011 vs. FARGO-MOORHEAD

PLAYER	POS
Wyatt	CF
Kaiser	2B
Ramon	3B
Myrow	DH
Ferrante	RF
Alen	1B
Rick	C
Bass	LF
Kendall	SS
Hess	P

2015 at GRAND PRAIRIE

PLAYER	POS
Heisler	CF
Mazzola	3B
Haerther	1B
Boyer	SS
Wilson	LF
Baker	DH
Krill	RF
Grider	2B
Alen	C
Hernandez	P

2019 at TEXAS

PLAYER	POS
Marin	SS
Darvill	3B
W. Garcia	DH
Ficociello	1B
Abercrombie	CF
Romanski	RF
Harris	LF
Perez	2B
K. Garcia	C
McGovern	P

2012 at AMARILLO

PLAYER	POS
Roberson	CF
Kendall	SS
Weber	LF
de Caster	1B
Alen	C
Cusick	2B
Mazzola	RF
Day	DH
Ramon	3B
Walker	P

2016 at JOPLIN

PLAYER	POS
Gonzalez	SS
Heisler	LF
Abercrombie	CF
Rogers	1B
Rohm	RF
Darvill	3B
Grider	2B
Murphy	C
Hoopii-Haslam	DH
O'Brien	P

GOLDEYES ALL-TIME OPENING NIGHT STARTS

PLAYER	NO.	YEARS
Max Poulin	7	2002-08
Luis Alen	6	2010-15
Brian Duva	5	1995, 1997-2000
Harry Berrios	5	2002-06
Josh Mazzola	5	2012-15, 2018
Reggie Abercrombie	5	2014, 2016-19
Chris Kokinda	4	1996-99
Fehlandt Lentini	4	2006-08, 2013

Rafael Gross, Glenn Bott, and Mikey O'Brien are the only Goldeyes' pitchers to start multiple Opening Nights. O'Brien won both of his starts, including a rain-shortened complete game on May 19th, 2016 at Joplin. It is the only Opening Night complete game in team history. Bott, who had been living in Winnipeg since retiring from baseball, tragically passed away in September of 2018.

GOLDEYES LAST TRADE WITH...

AMERICAN ASSOCIATION (current)

Chicago	11/19/18	Acquired LHP Kylin Turnbull to complete earlier trade from 5/15/18
Cleburne	10/24/17	Acquired IF Mitch Glasser and LHP Onas Farfan to complete earlier trade from 4/5/17
Fargo-Moorhead	6/10/13	Acquired OF Tyler Graham in exchange for a player to be named later (PTBNL)
Gary SouthShore	9/19/19	Traded C Rey Pastrana to complete trade from 8/15/19
Kansas City	9/19/19	Traded SS Adrian Marin to complete trade from 8/16/19
Lincoln	7/27/19	Acquired RHP Cameron McVey in exchange for LHP Spencer Herrmann
Milwaukee	n/a	
St. Paul	2/6/17	Acquired 1B David Bergin as part of three-way trade (Gary SouthShore)
Sioux City	2/15/17	Acquired RHP Dylan Rheault to complete trade from 5/25/16
Sioux Falls	10/23/18	Acquired RHP Dylan Thompson in exchange for RHP Alex Boshers
Texas	1/16/20	Traded RHP Tyler Garkow to partially complete trade from 8/9/19

AMERICAN ASSOCIATION (defunct)

Amarillo	10/30/15	Traded RHP Rett Varner in exchange for OF Logan Vick
Coastal Bend	5/22/06	Traded RHP BJ Litchfield in exchange for future considerations
El Paso	7/21/11	Traded OF Brian Joynt in exchange for RHP Jon Plefka
Fort Worth	1/25/06	Traded RHP Cory Walters in exchange for future considerations
Grand Prairie	6/5/15	Acquired OF Jon Weber in exchange for PTBNL
Joplin	8/12/16	Acquired RHP Victor Capellan in exchange for cash
Laredo	6/17/15	Acquired RHP Rett Varner in exchange for cash
Pensacola	4/16/09	Traded 2B Antoin Gray and RHP Aaron Jackson in exchange for 1B Brandon Sing as part of three-way trade (St. Paul)
St. Joe	3/16/07	Traded OF Kevin Henry in exchange for PTBNL
Shreveport-Bossier	3/7/07	Traded IF Ryan Hamilton in exchange for future considerations (Shreveport)
Wichita	n/a	

CAN-AM LEAGUE (former)

New Jersey	7/23/18	Traded RHP Pete Perez in exchange for PTBNL
Ottawa	1/31/18	Traded LHP Evan Rutckyj in exchange for PTBNL
Quebec	1/29/20	Acquired OF Connor Panas in exchange for future considerations
Rockland	12/19/18	Acquired 1B Correlle Prime in exchange for OF Grant Heyman
Sussex County	10/22/19	Acquired LHP Jose Jose to complete trade from 4/10/19
Trois-Rivieres	1/7/20	Acquired RHP Garrett Harris, LHP Domenic Mazza, and RHP Garrett Mundell in exchange for cash.

DEAL NEVER MADE

The Goldeyes have made at least one trade with every franchise in American Association history (past or present), with the exception of the Milwaukee Milkmen (expansion team in 2019) and the now-defunct Wichita Wingnuts. At the conclusion of the 2018 season, the Wingnuts were ultimately left without a home when the City of Wichita announced plans to demolish Lawrence-Dumont Stadium. A new ballpark will house a Triple-A club in 2020. Wichita's all-time .599 winning percentage was the best of any team in professional baseball from 2008-18. All three of Winnipeg's American Association championships came against the Wingnuts (2012, 2016, and 2018).

INDEPENDENT SHUFFLE

Independent baseball experienced a significant change following the 2019 season when the Can-Am League merged with the Frontier League. Five Can-Am League clubs (New Jersey Jackals, Quebec Capitales, Rockland Boulders, Sussex County Miners, and Trois-Rivieres Aigles) will play under the Frontier League umbrella in 2020, while the Ottawa Champions ceased operations. The American Association and Can-Am League shared a close relationship with Miles Wolff (Commissioner) and Dan Moushon (Executive Director) overseeing both leagues for more than a decade. In fact, the two leagues played an interleague schedule for four seasons from 2012-15. Meanwhile, the Frontier League is the oldest active circuit in independent baseball, helping the industry launch in 1993. Over the years, numerous Goldeyes have played in one or both of the Can-Am and Frontier Leagues either before or after their time in Winnipeg.

ALL-TIME COACHING STAFFS

1994

Manager: Doug Simunic
Pitching Coach: Jeff Bittiger
Coach: Scott Neiles

1995

Manager: Doug Simunic
Pitching Coach: Jeff Bittiger

1996

Manager: Hal Lanier
Pitching Coach: Bob Kipper
Bench Coach: Scott Neiles

1997

Manager: Hal Lanier
Pitching Coach: Bob Kipper
Coach: Scott Neiles

1998

Manager: Hal Lanier
Pitching Coach: Bob Kipper
Coach: Scott Neiles

1999

Manager: Hal Lanier
Coach: Scott Neiles
Pitching Coach: Blaise Isley

2000

Manager: Hal Lanier
Pitching Coach: Rick Forney
Coach: Scott Neiles

2001

Manager: Hal Lanier
Pitching Coach: Rick Forney
Coach: Chad Thornhill

2002

Manager: Hal Lanier
Pitching Coach: Rick Forney
Coach: Chad Thornhill

2003

Manager: Hal Lanier
Pitching Coach: Rick Forney
Coach: Tom Vaeth

2004

Manager: Hal Lanier
Pitching Coach: Rick Forney
Coach: Tom Vaeth

2005

Manager: Hal Lanier
Pitching Coach: Rick Forney
Coach: Tom Vaeth

2006

Manager: Rick Forney
Pitching Coach: Steve Shirley
Coach: Tom Vaeth
Coach: Steve Maddock

2007

Manager: Rick Forney
Coach: Tom Vaeth
Coach: Brent Bowers
Pitching Coach: Rich Hyde

2008

Manager: Rick Forney
Hitting Coach: Tom Vaeth
Coach: Rudy Arias

2009

Manager: Rick Forney
Hitting Coach: Tom Vaeth
Coach: Rudy Arias

2010

Manager: Rick Forney
Hitting Coach: Tom Vaeth
Coach: Rudy Arias

2011

Manager: Rick Forney
Hitting Coach: Tom Vaeth
Pitching Coach: Brendan Sagara

2012

Manager: Rick Forney
Hitting Coach: Tom Vaeth
Pitching Coach: Bill Pulsipher

2013

Manager: Rick Forney
Hitting Coach: Tom Vaeth
Pitching Coach: Jamie Vermilyea

2014

Manager: Rick Forney
Hitting Coach: Tom Vaeth
Pitching Coach: Jamie Vermilyea

2015

Manager: Rick Forney
Hitting Coach: Tom Vaeth
Pitching Coach: Jamie Vermilyea

2016

Manager: Rick Forney
Hitting Coach: Tom Vaeth

2017

Manager: Rick Forney
Hitting Coach: Tom Vaeth

2018

Manager: Rick Forney
Hitting Coach: Tom Vaeth

2019

Manager: Rick Forney
Hitting Coach: Tom Vaeth

RARE CONNECTIONS

There are only six personnel in franchise history to have worn a Goldeyes' uniform alongside all three of the team's managers (Doug Simunic, Hal Lanier, and Rick Forney) in some capacity. They are:

Darryl Brinkley, OF
Brian Duva, 2B
Terry Lee, 1B
Scott Neiles, IF/Coach
Ken Smyth, RHP
Brent Watts, IF/OF

EXPERIENCE THIS

The Goldeyes set a franchise record for Opening Night experience in 2019. Eight of the ninth players in the starting lineup on May 16th at Texas had experience at either the Triple-A or Major League levels. All nine reached at least Double-A. The previous record for most players in the Opening Night starting lineup to have reached Triple-A was six in 2015.

1994 WINNIPEG GOLDEYES GAME-BY-GAME

- CAPS indicate series sweeps

GM	DATE	OPPONENT	RES	SCORE	REC	POS	GB WINNER	LOSER	SAVE	ATT	TIME
1	6/07	DULUTH-SUPERIOR	W	9-1	1-0	T1	- Cain (1-0)	Collins (0-1)		14,764	missing
2	6/08	DULUTH-SUPERIOR	W	7-2	2-0	T1	- Thompson (1-0)	Curtis (0-1)		4,328	missing
3	6/09	DULUTH-SUPERIOR	W	4-0	3-0	1	1.0 Freeman (1-0)	Bonilla (0-1)		3,357	2:14
4	6/10	at Thunder Bay	L	4-2	3-1	T1	- Gully (1-0)	Baker (0-1)	Bruce (1)	4,620	2:18
5	6/11	at Thunder Bay	W	7-0	4-1	1	1.0 Cain (2-0)	Tilmon (0-1)		2,578	2:10
6	6/12	at Thunder Bay	W	10-6	5-1	1	1.0 Bittiger (1-0)	Mammola (0-2)		3,009	3:15
7	6/13	St. Paul	L	5-0	5-2	1	1.0 Lewis (2-0)	Thompson (1-1)		7,422	2:11
8	6/14	St. Paul	L	5-3	5-3	T1	- Grewal (1-0)	Freeman (1-1)	Brow nholtz (1)	3,147	2:29
9	6/15	St. Paul	W	8-7	6-3	1	1.0 Marion (1-0)	Schramm (0-2)	Futrell (1)	3,789	missing
10	6/17	Thunder Bay	W	11-1	7-3	1	1.0 Cain (3-0)	Tilmon (1-2)		8,569	2:30
11	6/18	Thunder Bay	L	10-1	7-4	T1	- Steph (1-0)	Baker (0-2)	Brow n (1)	8,865	2:20
12	6/19	Thunder Bay	W	9-8	8-4	1	1.0 Futrell (1-0)	Kerr (0-1)		10,743	2:44
13	6/21	at SIOUX FALLS	L	5-2	8-5	T1	- Jones (1-1)	Long (0-1)	Meyers (1)	2,606	2:36
14	6/23 (1)	at SIOUX FALLS	L	10-0	8-6	2	1.0 Hayde (3-1)	Bittiger (1-1)			missing
15	6/23 (2)	at SIOUX FALLS	L	3-2 (8)	8-7	T2	2.0 Andra kin (1-1)	Futrell (1-1)		2,164	2:13
16	6/24	at St. Paul	L	3-2	9-7	3	3 Jones (1-0)	Cain (3-1)		6,305	2:34
17	6/25	at St. Paul	W	4-3 (18)	9-8	T2	2.0 Ashby (1-0)	Schramm (1-3)	Long (1)	6,305	4:56
18	6/26	at St. Paul	L	12-6	9-9	3	3 Jones (2-0)	Ford (0-1)		6,305	2:47
19	6/27	Sioux Falls	L	18-1	9-10	4	4.0 Jones (2-1)	Baker (0-3)		6,384	2:25
20	6/28	Sioux Falls	L	8-6	9-11	T4	4.0 Grundt (1-1)	Futrell (1-2)	Wise (1)	6,532	2:43
21	6/29	Sioux Falls	W	4-3	10-11	T4	4.0 Cain (4-1)	Farnsworth (1-3)	Marion (1)	8,767	2:50
22	7/01	at THUNDER BAY	L	7-6 (10)	10-12	5	5.0 Myers (2-1)	Ford (0-2)		3,822	2:45
23	7/02	at THUNDER BAY	L	6-2	10-13	5	6.0 Steph (4-0)	Futrell (1-3)		3,318	2:21
24	7/03	at THUNDER BAY	L	5-3	10-14	5	6.0 Ahern (2-1)	Ford (0-3)	Krislock (1)	2,671	2:40
25	7/04	at DULUTH-SUPERIOR	W	6-3	11-14	T4	5.0 Cain (5-1)	Paskievitch (1-2)	Marion (2)	1,778	2:39
26	7/05	at DULUTH-SUPERIOR	W	2-0 (6)	12-14	4	4.0 Bittiger (2-1)	Bonilla (0-4)		1,641	1:34
27	7/06	at DULUTH-SUPERIOR	W	5-2	13-14	3	3.0 Futrell (2-3)	LaValley (0-3)	Ford (1)	1,710	2:13
28	7/07	at DULUTH-SUPERIOR	W	6-4 (8)	14-14	3	2.0 Long (1-2)	Freeman (1-2)	Harris (1)	1,381	2:26
29	7/08	Sioux City	L	4-3 (11)	14-15	3	3.0 Goldman (2-1)	Bishop (0-1)	Kobetitsch (2)	6,756	3:25
30	7/09	Sioux City	W	1-0	15-15	T2	2.0 Bittiger (3-1)	Boyd (1-1)		5,418	2:16
31	7/10	Sioux City	L	4-1	15-16	3	3.0 Kraemer (4-4)	Futrell (2-4)	Goldman (7)	5,542	2:29
32	7/11	Sioux City	L	12-3	15-17	T4	4.0 Letourneau (6-1)	Long (1-3)		3,854	2:47
33	7/12	Sioux City	L	15-9	15-18	5	5.0 Connolly (3-1)	Baker (0-4)		3,785	3:51
34	7/13	Sioux City	L	7-1	15-19	5	6.0 Harris (2-2)	Bruce (1-2)		4,001	2:26
35	7/15	at St. Paul	L	4-1	15-20	5	6.0 Lewis (5-2)	Bittiger (3-2)	Schramm (2)	6,305	2:12
36	7/16	at St. Paul	W	8-3	16-20	5	5.0 Futrell (3-4)	Centala (2-5)		6,305	2:26
37	7/17	at St. Paul	L	7-1	16-21	5	5.0 Brow nholtz (3-1)	Long (1-4)		6,305	2:21
38	7/18	at SIOUX CITY	L	10-0	16-22	5	6.0 Connolly (4-1)	Bruce (1-3)		3,606	2:55
39	7/19	at SIOUX CITY	L	9-5	16-23	5	7.0 Murdaugh (1-0)	Baker (0-5)		3,295	2:51
40	7/20	at SIOUX CITY	L	5-4	16-24	5	8.0 Boyd (3-1)	Ford (0-3)	Kobetitsch (3)	3,217	2:35
41	7/22	ST. PAUL	W	2-0	17-24	T1	- Bittiger (4-2)	Brow nholtz (3-2)		4,028	1:59
42	7/23	ST. PAUL	W	13-9	18-24	T1	- Futrell (4-4)	Page (3-1)		5,717	3:05
43	7/24	ST. PAUL	W	4-3	19-24	1	1.0 Erasmus (1-0)	Grewal (2-1)		5,474	2:49
44	7/25	at Sioux City	W	7-1	20-24	1	1.0 Ford (1-3)	Harris (2-3)		2,519	2:37
45	7/26	at Sioux City	L	10-3	20-25	1	1.0 Boyd (4-1)	Bittiger (4-3)		3,587	2:49
46	7/27	at Sioux City	W	7-5	21-25	1	1.0 Futrell (5-4)	Kraemer (5-6)	Marion (3)	3,589	2:35
47	7/29	at Sioux Falls	W	3-0	22-25	1	2.0 Bruce (2-3)	Hyde (3-5)		3,079	2:04
48	7/30	at Sioux Falls	L	3-1	22-26	1	1.0 Wise (4-0)	Ford (1-4)	Andra kin (5)	2,836	2:22
49	7/31	at Sioux Falls	W	6-5	23-26	1	1.0 Marion (2-0)	Andra kin (3-2)		2,095	2:41
50	8/01	DULUTH-SUPERIOR	W	5-4 (11)	24-26	1	2.0 Erasmus (2-0)	Antoszek (1-4)		5,452	3:50
51	8/02	DULUTH-SUPERIOR	W	12-8	25-26	1	2.0 Bittiger (5-3)	LaValley (1-5)		2,991	2:57
52	8/03	DULUTH-SUPERIOR	W	11-6	26-26	1	2.0 Bruce (3-3)	Paskievitch (1-4)		3,838	3:10
53	8/04	DULUTH-SUPERIOR	W	5-3	27-26	1	3.0 Ford (2-4)	G. Wiseman (1-2)	Marion (4)	3,367	2:57
54	8/05	Sioux Falls	L	6-2	27-27	1	2.0 Wanke (1-0)	Evans (0-1)	Meyers (4)	3,544	2:51
55	8/06	Sioux Falls (1)	L	8-7	27-28	1	2.0 Wise (5-1)	Marion (2-1)	Andra kin (8)		2:01
56	8/07	Sioux Falls (2)	W	10-2 (7)	28-28	1	2.0 Bittiger (6-3)	Farnsworth (3-5)		4,603	2:02
57	8/09	at DULUTH-SUPERIOR	W	4-2	29-28	1	3.0 Bruce (4-3)	D. Wiseman (1-2)		2,586	2:25
58	8/10	at DULUTH-SUPERIOR	W	4-2	30-28	1	3.0 Ford (3-4)	Freeman (2-7)	Marion (5)	1,522	2:38
59	8/11	at DULUTH-SUPERIOR	W	8-5	31-28	1	4.0 Evans (1-1)	LaValley (1-6)	Brow n (1)	2,873	2:38
60	8/12	Sioux City	W	6-2	32-28	1	4.0 Futrell (6-4)	Letourneau (7-5)		4,200	2:47
61	8/13	Sioux City	W	6-1	33-28	1	5.0 Bittiger (7-3)	Puig (0-1)		3,439	2:37
62	8/14	Sioux City	L	7-5	33-29	1	4.0 Gomez (5-1)	Opray (0-1)	Goldman (12)	5,073	3:14
63	8/16	THUNDER BAY	W	6-3	34-29	1	4.0 Ford (4-4)	Long (3-5)	Marion (6)	4,370	2:24
64	8/17	THUNDER BAY	W	8-6	35-29	1	4.0 Opray (1-1)	Gully (1-2)	Marion (7)	2,502	2:48
65	8/18	THUNDER BAY	W	5-1	36-29	1	5.0 Bittiger (8-3)	Ahern (4-5)		4,342	2:11
66	8/19	at St. Paul	W	3-2	37-29	1	6.0 Futrell (7-4)	Lewis (8-3)	Erasmus (1)	6,305	2:31
67	8/20	at St. Paul	L	5-3	37-30	1	5.0 Manfred (2-1)	Bruce (4-4)	Zanola (3)	6,305	2:38
68	8/21	at St. Paul	W	4-1	38-30	1	5.0 Ford (5-4)	Brow nholtz (4-4)		6,305	2:28
69	8/22	at Sioux Falls	W	4-0	39-30	1	6.0 Evans (2-1)	Ybarra (9-3)		2,784	2:12
70	8/23	at Sioux Falls	L	8-1	39-31	1	5.0 Quinn (2-3)	Bittiger (8-4)		2,626	2:34
71	8/24	at Sioux Falls	W	12-0	40-31	1	6.0 Futrell (8-4)	Hyde (7-6)		2,968	2:27
72	8/26	St. Paul	L	6-3	40-32	1	5.0 Brow nholtz (5-4)	Bruce (4-5)	Solano (1)	4,095	2:32
73	8/27	St. Paul	L	6-3	40-33	1	4.0 Bullard (6-5)	Ford (5-5)		8,246	2:39
74	8/28	St. Paul	W	15-6	41-33	1	4.0 Evans (3-1)	Morales (2-2)		6,524	2:36
75	8/29	Duluth-Superior	W	13-6	42-33	1	5.0 Bittiger (9-4)	Freeman (2-10)		3,099	2:53
76	8/30	Duluth-Superior	L	12-5	42-34	1	5.0 Bonilla (1-9)	Futrell (8-5)	DeSantis (1)	3,268	2:40
77	8/31	Duluth-Superior	L	7-4	42-35	1	5.0 G. Wiseman (5-3)	Bruce (4-6)		5,655	2:39
78	9/02	at Thunder Bay	W	5-1	43-35	1	6.0 Ford (6-5)	Ahern (5-7)		3,681	2:21
79	9/03	at Thunder Bay	L	7-6	43-36	1	5.0 Kerr (3-4)	Marion (2-2)		3,330	2:56
80	9/04	at Thunder Bay	L	3-2	43-37	1	4.0 Tilmon (5-8)	Erasmus (2-1)		4,480	1:59

1994 WINNIPEG GOLDEYES STATISTICS

* indicates left-handed batter or left-handed pitcher

indicates switch-hitter

BATTER	Age	G	PA	AB	R	H	2B	3B	HR	RBI	SB	CS	BB	SO	BA	OBP	SLG	OPS	TB	GDP	HBP	SH	SF	IBB
Dann Bilardello	35	71	284	255	32	70	14	0	5	39	5	4	19	25	0.275	0.331	0.388	0.719	99	8	4	3	3	0
Darryl Brinkley	25	72	325	294	48	86	18	3	8	44	32	13	21	31	0.293	0.351	0.456	0.807	134	5	6	3	1	0
Butch Burrough	23	6	23	16	5	4	0	1	1	2	0	0	4	9	0.250	0.435	0.563	0.997	9	1	2	0	1	0
Pete Coachman	32	39	179	153	32	36	10	2	3	17	3	1	22	15	0.235	0.339	0.386	0.725	59	3	2	2	0	0
Steve Dailey?	24	64	267	235	48	80	13	3	14	40	5	4	22	51	0.340	0.403	0.600	1.003	141	1	4	4	2	1
Kevin Dattola*	26	75	328	278	48	81	11	1	9	41	16	3	31	43	0.291	0.378	0.435	0.814	121	5	11	3	5	4
Alexander Gagin?	--	9	28	24	2	2	0	0	0	3	0	1	4	7	0.083	0.214	0.083	0.298	2	1	0	0	0	0
Dan Gray	24	79	317	266	37	67	19	0	6	40	6	3	33	32	0.252	0.353	0.391	0.744	104	6	9	8	1	0
Andrew Halpenny	22	17	43	32	2	5	0	1	0	3	0	1	10	7	0.156	0.372	0.219	0.591	7	0	1	0	0	0
Mike Hankins#	26	79	315	278	35	89	17	1	0	34	1	8	30	29	0.320	0.385	0.388	0.773	108	7	1	3	3	0
D.J. Harris	23	26	63	55	9	12	0	1	3	10	1	0	7	20	0.218	0.317	0.418	0.736	23	0	1	0	0	0
Dave Lowery#	26	76	296	271	29	77	16	1	2	27	12	6	18	38	0.284	0.331	0.373	0.704	101	8	2	3	2	0
Rocky Padilla?	--	33	77	72	8	13	0	1	0	7	2	1	3	15	0.181	0.224	0.208	0.432	15	2	1	1	0	0
Aaron Richartz?	--	20	53	50	4	7	4	0	0	2	0	0	3	20	0.140	0.189	0.220	0.409	11	0	0	0	0	0
Warren Sawkiw#	26	20	87	76	7	19	3	0	1	10	3	1	9	13	0.250	0.322	0.329	0.651	25	0	0	0	2	0
Ted Williams#	29	36	163	151	26	41	7	1	0	9	17	3	9	25	0.272	0.315	0.331	0.646	50	0	1	1	1	0
Jim Wilson	33	48	211	181	26	56	8	1	9	40	3	2	26	34	0.309	0.398	0.514	0.912	93	2	2	0	2	0
17 Players	27.3	80	3059	2687	398	745	140	17	61	368	106	51	271	414	0.277	0.351	0.410	0.761	1102	49	47	31	23	5

PITCHER	Age	W	L	W-L%	ERA	G	GS	GF	CG	SHO	SV	IP	H	R	ER	HR	BB	IBB	SO	HBP	BK	WP	BF	WHIP	H9	HR9	BB9	SO9	SO/W
Dave Allen	25	0	0		18.00	1	0	1	0	0	0	1.0	1	2	2	0	3	0	1	0	0	1	7	4.00	9.0	0.0	27.0	9.0	0.3
Rodney Ashby	24	1	0	1.000	7.36	8	0	5	0	0	0	11.0	14	9	1	16	0	7	0	0	2	62	2.73	11.5	0.8	13.1	5.7	0.4	
Andy Baker	24	0	5	0.000	8.04	16	6	5	0	0	1	47.0	71	51	42	8	28	1	34	2	1	4	232	2.11	13.6	1.5	5.4	6.5	1.2
Craig Bishop*	26	0	1	0.000	6.48	23	0	10	0	0	0	25.0	33	21	18	1	15	0	21	1	0	3	123	1.92	11.9	0.4	5.4	7.6	1.4
Jeff Bittiger	32	9	4	0.692	3.05	14	14	0	3	3	0	85.2	70	32	29	3	33	0	100	1	0	1	347	1.20	7.4	0.3	3.5	10.5	3.0
Keith Brown?	--	0	0		6.00	3	0	1	0	0	1	3.0	3	2	2	1	2	0	5	0	0	0	14	1.67	9.0	3.0	6.0	15.0	2.5
Tim Bruce	21	3	5	0.375	4.61	11	11	0	2	1	0	66.1	66	37	34	9	21	0	67	3	0	5	284	1.31	9.0	1.2	2.8	9.1	3.2
Tim Cain	24	5	1	0.833	2.30	6	6	0	1	0	0	43.0	30	11	11	2	6	0	50	1	0	1	167	0.84	6.3	0.4	1.3	10.5	8.3
Kevin Dattola	26	0	0		0.00	1	0	1	0	0	0	1.0	1	0	0	0	0	0	0	0	0	0	4	1.00	9.0	0.0	0.0	0.0	0.0
Mark Erasmus?	--	2	1	0.667	4.28	23	0	7	0	0	1	27.1	33	19	13	1	11	3	11	1	0	1	130	1.61	10.9	0.3	3.6	3.6	1.0
Jamie Evans	23	3	1	0.750	3.56	8	6	0	2	1	0	48.0	42	23	19	5	16	0	38	1	0	3	192	1.21	7.9	0.9	3.0	7.1	2.4
Jack Ford*	22	6	5	0.545	3.03	24	9	3	2	0	1	89.0	73	31	30	5	38	3	99	1	1	9	368	1.25	7.4	0.5	3.8	10.0	2.6
Scott Freeman	25	1	1	0.500	2.45	2	2	0	0	0	0	11.0	16	4	3	2	3	0	5	0	0	0	47	1.73	13.1	1.6	2.5	4.1	1.7
Mark Futrell	24	8	5	0.615	3.30	20	12	7	1	0	1	95.1	91	42	35	7	19	0	91	2	0	5	390	1.15	8.6	0.7	1.8	8.6	4.8
D.J. Harris	23	0	0		7.71	9	0	4	0	0	1	16.1	22	15	14	1	11	0	10	2	1	2	81	2.02	12.1	0.6	6.1	5.5	0.9
Tony Long*	24	1	4	0.200	5.58	10	8	1	0	0	1	40.1	53	31	25	4	17	1	33	1	1	0	192	1.74	11.8	0.9	3.8	7.4	1.9
Todd Marion?	--	2	2	0.500	4.42	36	0	19	0	0	7	53.0	66	29	26	7	12	3	40	2	0	4	230	1.47	11.2	1.2	2.0	6.8	3.3
Anders Opray?	--	1	1	0.500	4.00	5	1	1	0	0	0	9.0	7	4	4	0	3	0	5	1	0	0	38	1.11	7.0	0.0	3.0	5.0	1.7
Scott Patrick?	--	0	0		1.69	7	0	4	0	0	0	5.1	7	3	1	1	3	0	5	0	1	0	26	1.88	11.8	1.7	5.1	8.4	1.7
Rich Thompson	35	1	1	0.500	7.85	6	5	0	0	0	0	28.2	45	27	25	4	8	1	13	2	0	0	133	1.85	14.1	1.3	2.5	4.1	1.6
20 Players	25	43	37	0.538	4.36	80	80	69	11	8	14	706.1	744	393	342	62	265	12	635	21	5	41	3067	1.43	9.5	0.8	3.4	8.1	2.4



The Goldeyes celebrate winning the 1994 Northern League championship at Winnipeg Stadium.

1995 WINNIPEG GOLDEYES GAME-BY-GAME

- CAPS indicate series sweeps

GM	DATE	OPPONENT	RES	SCORE	REC	POS	GB	WINNER	LOSER	SAVE	ATT	TIME
1	6/02	St. Paul	W	5-3	1-0	T1	1	Bittiger (1-0)	Curry (0-1)	Hostetler (1)	9,188	2:48
2	6/03	St. Paul	L	8-6	1-1	T2	1	Stafford (1-0)	Day (0-1)	Walton (1)	3,599	3:16
3	6/04	St. Paul	W	1-0	2-1	T1	1	Bailey (1-0)	Doorneweerd (0-1)		3,587	2:14
4	6/06	Thunder Bay	W	15-6	3-1	T1	1	Futrell (1-0)	Franko (0-1)		3,459	3:06
5	6/07	Thunder Bay	L	9-2	3-2	2	1	Ward (1-0)	Bittiger (1-1)		3,470	2:35
6	6/08	Thunder Bay	L	6-2	3-3	T2	2	Tilmon (1-1)	Sepeda (0-1)		3,982	2:33
7	6/10 (1)	at SIOUX FALLS	W	11-7 (7)	4-3	2	2	Bailey (2-0)	Coscia (0-2)			2:33
8	6/10 (2)	at SIOUX FALLS	W	5-4 (7)	5-3	2	1	Hostetler (1-0)	Wise (0-1)		4,065	2:21
9	6/11	at SIOUX FALLS	W	12-9	6-3	T1	1	Cochran (1-0)	Brown (0-1)	Masterman (1)	2,529	2:33
10	6/12	at Thunder Bay	W	9-4	7-3	1	1	Bittiger (2-1)	Ward (1-1)	Shenk (1)	2,131	2:44
11	6/13	at Thunder Bay	L	11-6	7-4	T1	1	Tilmon (2-1)	Sepeda (0-2)		1,260	2:18
12	6/14	at Thunder Bay	L	8-4	7-5	2	1	Peterman (2-0)	Bailey (2-1)		2,205	2:37
13	6/16	Sioux Falls	L	10-3	7-6	2	2	Post (1-0)	Grieff (0-1)	Meyers (1)	6,304	2:50
14	6/17	Sioux Falls	W	9-7	8-6	2	2	Bittiger (3-1)	Mickel (0-1)	Masterman (2)	3,975	2:52
15	6/18	Sioux Falls	W	6-3	9-6	2	1	Day (1-1)	Jarolimek (1-2)		5,250	2:24
16	6/20	at SIOUX CITY	L	9-6	9-7	2	2	Shanahan (1-0)	Bailey (2-2)	Lukas (1)	4,008	2:51
17	6/21	at SIOUX CITY	L	9-2	9-8	3	3	Murdaugh (2-0)	Sepeda (0-3)		3,245	2:13
18	6/22	at SIOUX CITY	L	8-0	9-9	4	4	Blyleven (2-1)	Bittiger (3-2)		3,071	2:26
19	6/23	at Sioux Falls	L	12-5	9-10	5	4	Wise (2-1)	Smith (0-1)		2,797	2:56
20	6/24	at Sioux Falls	W	8-5	10-10	4	3	Cochran (2-0)	Huffman (0-1)		3,053	3:06
21	6/25	at Sioux Falls	L	11-6	10-11	4	3	Meyers (2-0)	Masterman (0-1)		2,061	3:00
22	6/27	SIOUX CITY	W	7-0	11-11	3	3	Bittiger (4-2)	Blyleven (2-2)		6,019	2:25
23	6/28	SIOUX CITY	W	7-0	12-11	3	3	Smith (1-1)	Boyd (1-3)		6,978	2:18
24	6/29	SIOUX CITY	W	5-4	13-11	2	2	Masterman (1-1)	Pricher (0-1)		6,116	2:30
25	6/30	at Duluth-Superior	W	6-1	14-11	2	2	Bailey (3-2)	Lyons (2-4)		2,157	2:24
26	7/01	at Duluth-Superior	L	17-4	14-12	3	2	Linfante (2-2)	Cochran (2-1)		1,906	2:33
27	7/02	at Duluth-Superior	W	5-2	15-12	T2	2	Smith (2-1)	McGarity (2-3)	Shenk (2)	1,232	2:53
28	7/03	at St. Paul	L	7-6	15-13	3	3	Walton (1-1)	Cather (0-1)		6,311	2:41
29	7/04	at St. Paul	W	8-2	16-13	T2	2	Bailey (4-2)	Curry (3-3)		6,311	2:33
30	7/05	at St. Paul	W	17-13	17-13	2	1	Day (2-1)	Stafford (2-1)	Cather (1)	6,311	3:36
31	7/07	DULUTH-SUPERIOR	W	4-1	18-13	2	1	Smith (3-1)	McGarity (2-4)	Cather (2)	4,109	2:17
32	7/08	DULUTH-SUPERIOR	W	5-2	19-13	T1	1	Bailey (5-2)	Tucker (1-2)		4,310	2:28
33	7/09	DULUTH-SUPERIOR	W	12-2	20-13	1	1	McClellan (1-0)	Lyons (2-6)		4,302	2:27
34	7/10	ST. PAUL	L	7-6	20-14	T1	1	Stafford (3-1)	Cather (0-2)	Walton (13)	3,349	2:40
35	7/11	ST. PAUL	L	8-4	20-15	2	1	Alkire (4-1)	Smith (3-2)	Walton (14)	2,857	2:33
36	7/12	ST. PAUL	L	11-5	20-16	2	2	Doorneweerd (3-3)	Bailey (5-3)		7,092	2:44
37	7/14	THUNDER BAY	W	5-4	21-16	2	2	Shenk (1-0)	Tilmon (3-2)		3,868	2:33
38	7/15	THUNDER BAY	W	9-3	22-16	2	1	Bittiger (5-2)	Hunt (2-3)		3,995	2:38
39	7/16	THUNDER BAY	W	10-0	23-16	2	1	Smith (4-2)	Devereaux (0-4)		3,131	2:40
40	7/17	at Duluth-Superior	W	5-3	24-16	2	1	Bailey (6-3)	Tucker (1-3)	Day (1)	1,214	2:26
41	7/18	at Duluth-Superior	L	5-2	24-17	2	2	Castro (2-1)	McClellan (1-1)		2,197	2:42
42	7/19	at Duluth-Superior	W	3-2	25-17	2	1	Paskievitch (4-2)	Wiseman (3-3)	Cather (3)	1,863	missing
43	7/21	Duluth-Superior	L	5-3	25-18	T4	1	McGarity (4-4)	Smith (4-3)	McRoberts (8)	4,071	2:23
44	7/22	Duluth-Superior	W	9-0	26-18	T2	1	Bailey (7-3)	Gindorff (0-1)		4,123	2:11
45	7/23	Duluth-Superior	L	10-0	26-19	4	2	Castro (3-1)	Bittiger (5-3)		3,308	2:14
46	7/25	at THUNDER BAY	L	3-2	26-20	5	2	Martin (1-0)	McClellan (1-2)	Quinn (2)	2,556	2:11
47	7/26	at THUNDER BAY	L	3-2 (11)	26-21	6	3	Franko (3-4)	Day (2-2)		2,211	3:00
48	7/27	at THUNDER BAY	L	5-4	26-22	6	4	Jespersion (2-2)	Magrini (0-1)	Quinn (3)	2,408	2:14
49	7/28	at ST. PAUL	L	10-7	26-23	6	4	Cantala (1-0)	Bailey (7-4)	Walton (19)	6,311	3:24
50	7/29	at ST. PAUL	L	8-0	26-24	6	5	Curry (4-3)	Paskievitch (4-3)	Caravili (1)	6,311	2:25
51	7/30	at ST. PAUL	L	7-6	26-25	6	6	Turri (3-1)	Donisthorpe (0-1)	Walton (20)	6,311	2:54
52	8/01	Thunder Bay	W	6-3	27-25	6	5	Cather (1-2)	Quinn (1-5)		3,173	2:18
53	8/02	Thunder Bay	L	8-7	27-26	6	6	Boynewicz (1-0)	Donisthorpe (0-2)	Browning (1)	3,497	2:50
54	8/03	Thunder Bay	W	9-0	28-26	6	5	Bailey (8-4)	Tilmon (4-4)		4,323	2:07
55	8/04	at Sioux City	W	7-4	29-26	T5	5	Smith (5-3)	Boyd (2-5)		3,736	2:44
56	8/05	at Sioux City	W	2-1 (10)	30-26	5	5	Cather (2-2)	Goldman (2-2)		3,956	2:56
57	8/06	at Sioux City	L	18-4	30-27	T5	5	Harris (8-3)	Bittiger (5-4)		3,253	2:34
58	8/07	SIOUX FALLS	W	8-6	31-27	5	5	Magrini (1-1)	Mickel (0-2)		3,571	2:33
59	8/08	SIOUX FALLS	W	4-2	32-27	4	4	Smith (6-3)	Post (7-1)	Cather (4)	2,383	2:12
60	8/09	SIOUX FALLS	W	17-5	33-27	4	4	McClellan (2-2)	Franko (3-5)		2,975	3:04
61	8/11	Duluth-Superior	W	7-5	34-27	3	4	Magrini (2-1)	Linfante (3-5)		4,796	2:49
62	8/12	Duluth-Superior	W	9-7	35-27	3	3	Day (3-2)	Gindorff (0-3)	Cather (5)	4,042	2:51
63	8/13	Duluth-Superior	L	8-4	35-28	4	4	McGarity (6-4)	Bailey (8-5)		3,248	2:43
64	8/14	at Sioux Falls	L	3-2	35-29	4	4	Saylor (4-4)	Smith (6-4)		2,261	2:36
65	8/15	at Sioux Falls	W	5-3 (11)	36-29	3	3	Cather (3-2)	Magnelli (0-1)		2,418	3:38
66	8/16	at Sioux Falls	L	12-11	36-30	4	4	Wise (8-1)	Day (3-3)		2,053	3:16
67	8/17	SIOUX CITY	W	4-0	37-30	4	4	Bittiger (6-4)	Murdaugh (7-3)		3,761	1:58
68	8/19	SIOUX CITY	W	7-6	38-30	4	4	Shenk (2-0)	Shanahan (2-3)		4,357	2:39
69	8/20	SIOUX CITY	W	8-6	39-30	3	3	McClellan (3-2)	Blyleven (7-5)	Cather (6)	4,684	2:41
70	8/21	Sioux Falls	W	4-1	40-30	3	2	Smith (7-4)	Post (7-2)	Cather (7)	3,138	2:15
71	8/22	Sioux Falls	W	24-4	41-30	T2	2	Bittiger (7-4)	Saylor (4-5)		3,674	3:07
72	8/23	Sioux Falls	L	6-4	41-31	3	3	Coscia (5-6)	Magrini (2-2)		4,721	2:26
73	8/24	at Thunder Bay	W	10-1	42-31	T2	2	Bailey (9-5)	Tucker (1-4)		2,620	2:36
74	8/25	at Thunder Bay	L	19-0	42-32	3	3	Devereaux (3-5)	Smith (7-5)		1,497	2:33
75	8/26	at Thunder Bay	L	4-2	42-33	T3	4	Jespersion (5-3)	Bittiger (7-5)	Browning (7)	3,236	2:13
76	8/27	ST. PAUL	L	6-2	42-34	4	5	Alkire (7-3)	Magrini (2-3)		4,830	2:21
77	8/28	ST. PAUL	L	5-3	42-35	5	6	Doorneweerd (10-4)	Bennett (0-1)	Walton (27)	4,096	2:42
78	8/29	ST. PAUL	L	6-2	42-36	5	6	Morales (5-4)	Smyth (0-1)		20,749	2:21
79	8/30	at Sioux City	W	14-4	43-36	T4	5	Smith (8-5)	Blyleven (8-6)		3,330	2:56
80	8/31	at Sioux City	L	3-2	43-37	4	5	Boyd (5-6)	Shenk (2-1)		2,789	1:59
81	9/01	at Sioux City	L	2-0	43-38	4	6	Harris (9-5)	Bailey (9-6)		3,767	2:13
82	9/02	at DULUTH-SUPERIOR	W	9-4	44-38	T3	5	Shenk (3-1)	Castro (6-4)	Cather (8)	1,691	2:36
83	9/03	at DULUTH-SUPERIOR	W	6-1	45-38	3	4	Smith (9-5)	Simon (0-4)		1,230	2:08
84	9/04	at DULUTH-SUPERIOR	W	5-1	46-38	3	3	Bittiger (8-5)	McGarity (6-8)		2,040	1:56
85	9/05	at Sioux City	W	5-4 (10)	47-38	2	2	Cather (4-2)	Murdaugh (8-5)		1,778	2:51

1995 WINNIPEG GOLDEYES STATISTICS

* indicates left-handed batter or left-handed pitcher

indicates switch-hitter

BATTER	Age	G	PA	AB	R	H	2B	3B	HR	RBI	SB	CS	BB	SO	BA	OBP	SLG	OPS	TB	GDP	HBP	SH	SF	IBB
Ken Arnold	26	85	351	322	43	74	12	1	1	31	6	3	20	73	0.230	0.277	0.283	0.560	91	4	2	5	2	1
Darryl Brinkley	26	30	145	131	22	44	2	1	4	19	6	4	8	13	0.336	0.382	0.458	0.840	60	4	3	1	2	1
Kevin Dattola*	27	85	402	348	74	118	26	0	14	56	41	14	45	49	0.339	0.425	0.534	0.960	186	4	8	0	1	2
Steve De Angelis*	31	80	357	317	40	89	21	1	11	65	2	2	32	75	0.281	0.347	0.457	0.805	145	4	3	0	5	2
Juan De La Rosa	27	34	148	134	27	44	7	1	4	13	4	3	12	16	0.328	0.392	0.485	0.877	65	4	2	0	0	0
Brian Duva#	22	76	320	295	40	81	8	5	2	33	7	5	18	35	0.275	0.316	0.356	0.672	105	7	1	4	2	0
Andrew Halpenny	23	17	23	19	4	4	0	1	0	2	0	0	4	6	0.211	0.348	0.316	0.664	6	0	0	0	0	0
Andy Hartung	26	40	171	137	22	37	7	1	3	21	1	1	31	25	0.270	0.404	0.401	0.805	55	1	1	0	2	0
Rod Landstad?	--	12	15	14	4	1	1	0	0	0	0	0	1	6	0.071	0.133	0.143	0.276	2	0	0	0	0	0
Terry Lee	33	82	363	314	62	117	15	2	22	73	0	2	44	54	0.373	0.448	0.643	1.091	202	5	1	1	3	2
Dave Lowery#	27	20	68	55	10	12	2	0	0	7	3	1	8	8	0.218	0.343	0.255	0.598	14	1	3	1	1	0
Hank Manning	26	85	348	334	55	95	24	0	19	57	0	1	5	37	0.284	0.299	0.527	0.826	176	11	4	0	5	0
Corey Morris*	22	79	319	271	47	69	13	1	15	50	5	3	43	87	0.255	0.361	0.476	0.837	129	1	3	0	2	3
Steve Springer	34	8	32	31	4	5	0	0	0	0	0	0	1	11	0.161	0.188	0.161	0.349	5	0	0	0	0	0
Brent Watts	22	72	281	245	50	73	18	3	7	44	21	4	27	44	0.298	0.379	0.482	0.860	118	2	6	1	2	0
15 Players	26.4	85	3343	2967	504	863	156	17	102	471	96	43	299	539	0.291	0.360	0.458	0.818	1359	48	37	13	27	11

PITCHER	Age	W	L	W-L%	ERA	G	GS	GF	CG	SHO	SV	IP	H	R	ER	HR	BB	IBB	SO	HBP	BK	WP	BF	WHIP	H9	HR9	BB9	SO9	SO/W
Mike Bailey	24	9	6	0.600	4.54	20	20	0	3	2	0	117.0	127	65	59	11	49	4	83	1	0	5	515	1.50	9.8	0.8	3.8	6.4	1.7
Ricky Bennett*	--	0	1	0.000	17.18	3	0	0	0	0	0	7.1	17	15	14	4	2	0	4	1	0	0	42	2.59	20.9	4.9	2.5	4.9	2.0
Jeff Bittiger	33	8	5	0.615	3.99	20	20	0	3	2	0	124.0	131	65	55	13	46	0	106	4	0	4	536	1.43	9.5	0.9	3.3	7.7	2.3
Mike Cather	24	4	2	0.667	1.45	27	0	24	0	0	8	31.0	18	6	5	1	12	3	35	0	0	2	123	0.97	5.2	0.3	3.5	10.2	2.9
Jamie Cochran	26	2	1	0.667	5.82	9	0	4	0	0	0	17.0	22	13	11	4	12	2	14	2	1	1	85	2.00	11.6	2.1	6.4	7.4	1.2
Steve Day*	24	3	3	0.500	6.59	30	0	5	0	0	2	42.1	45	42	31	9	35	0	38	0	0	3	206	1.89	9.6	1.9	7.4	8.1	1.1
Steve De Angelis*	31	0	0		15.00	3	0	3	0	0	0	3.0	5	5	5	2	4	0	1	0	0	0	17	3.00	15.0	6.0	12.0	3.0	0.3
Randy Donisthorpe*	23	0	2	0.000	9.69	10	0	4	0	0	0	13.0	17	14	14	4	9	1	9	0	0	1	65	2.00	11.8	2.8	6.2	6.2	1.0
Mark Futrell	25	1	0	1.000	15.43	4	2	1	0	0	0	7.0	16	14	12	2	7	0	6	1	0	1	44	3.29	20.6	2.6	9.0	7.7	0.9
Todd Grieff	--	0	1	0.000	6.75	4	2	0	0	0	0	16.0	21	12	12	1	7	0	7	0	1	2	73	1.75	11.8	0.6	3.9	3.9	1.0
Jody Harrington*	25	0	0		18.00	3	0	1	0	0	0	1.0	1	2	2	0	2	0	0	0	0	0	6	3.00	9.0	0.0	18.0	0.0	0.0
Christopher Hayes	24	0	0		3.86	6	0	2	0	0	0	7.0	8	3	3	1	3	1	7	1	0	1	33	1.57	10.3	1.3	3.9	9.0	2.3
Tom Hostetler	30	1	0	1.000	4.82	5	1	4	0	0	1	9.1	7	5	5	1	5	0	8	0	0	0	39	1.29	6.8	1.0	4.8	7.7	1.6
Paul Magrini	22	2	3	0.400	7.55	9	5	3	0	0	0	31.0	39	28	26	7	13	0	21	3	0	2	147	1.68	11.3	2.0	3.8	6.1	1.6
Tom Masterman	24	1	1	0.500	7.11	20	0	12	0	0	2	25.1	25	22	20	0	20	0	8	1	0	5	119	1.78	8.9	0.0	7.1	2.8	0.4
Darrin McClellan	--	3	2	0.600	3.44	13	12	1	2	0	0	83.2	76	35	32	12	44	1	77	4	2	4	367	1.43	8.2	1.3	4.7	8.3	1.8
Tom Paskievitch	26	1	1	0.500	6.00	3	1	0	0	0	0	9.0	11	6	6	1	5	0	6	1	0	0	42	1.78	11.0	1.0	5.0	6.0	1.2
Jamie Sepeda	24	0	3	0.000	10.12	4	4	0	0	0	0	18.2	31	24	21	3	10	0	6	1	0	2	98	2.20	14.9	1.4	4.8	2.9	0.6
Larry Shenk	26	3	1	0.750	2.86	29	1	11	0	0	2	66.0	58	25	21	6	33	1	53	5	0	4	291	1.38	7.9	0.8	4.5	7.2	1.6
Tim Smith	25	9	5	0.643	3.28	16	16	0	1	0	0	107.0	87	43	39	7	54	2	79	3	0	13	452	1.32	7.3	0.6	4.5	6.6	1.5
Ken Smyth	22	0	1	0.000	6.10	5	1	1	0	0	0	10.1	14	7	7	2	5	0	6	1	0	5	50	1.84	12.2	1.7	4.4	5.2	1.2
21 Players	25.6	47	38	0.553	4.83	85	85	76	9	7	15	746.0	776	451	400	91	377	15	574	29	4	55	3350	1.55	9.4	1.1	4.5	6.9	1.5



Hank Manning's extra-inning, tie-breaking home run on the final day of the regular season in 1995 helped propel the Goldeyes to the Northern League Championship Series.

1996 WINNIPEG GOLDEYES GAME-BY-GAME

- CAPS indicate series sweeps

GM	DATE	OPPONENT	RES	SCORE	REC	POS	GB WINNER	LOSER	SAVE	ATT	TIME
1	5/31	THUNDER BAY	W	15-4	1-0	T1	- Robinson (1-0)	Faino (0-1)		8,160	3:17
2	6/01	THUNDER BAY	W	19-9	2-0	T1	- Bailey (1-0)	Jespersion (0-1)			2,535 3:36
3	6/02	THUNDER BAY	W	10-3	3-0	T1	- McClellan (1-0)	Chandler (0-1)	Guehne (1)	3,749	2:29
4	6/04	Madison	L	8-1	3-1	2	1.0 Laplante (1-0)	Atkinson (0-1)		3,393	2:28
5	6/06 (1)	Madison	W	3-0 (7)	4-1	T1	- Robinson (2-0)	Rambo (1-1)			1:50
6	6/06 (2)	Madison	W	8-4 (7)	5-1	T1	- Bailey (2-0)	Mosman (0-1)		4,803	2:06
7	6/07	at St. Paul	W	12-10	6-1	1	1.0 Day (1-0)	Romanoli (0-2)	Brew er (1)	6,329	3:17
8	6/08	at St. Paul	L	7-6	6-2	T1	- Manfred (2-0)	Brew er (0-1)		6,329	3:40
9	6/09	at St. Paul	L	8-3	6-3	T1	- Serna (1-0)	Guehne (0-1)		6,329	2:30
10	6/10	at MADISON	L	12-10	6-4	2	0.5 Salmon (1-0)	Day (1-1)		1,526	2:43
11	6/11	at MADISON	L	5-4 (11)	6-5	2	0.5 Salamon (2-0)	Brew er (0-2)		1,157	3:16
12	6/12	at MADISON	L	7-3	6-6	2	1.0 Kyslinger (3-0)	Magrini (0-1)	Salmon (2)	1,803	2:48
13	6/14	SIoux CITY	W	7-5	7-6	2	1.0 McClellan (2-0)	Murdaugh (1-2)	Brew er (2)	4,187	2:57
14	6/15	SIoux CITY	W	10-3	8-6	2	1.0 Robinson (3-0)	Boyd (0-1)		3,706	2:55
15	6/16	SIoux CITY	W	17-9	9-6	T1	- Bailey (3-0)	Corrigan (0-1)	Guehne (2)	6,252	2:50
16	6/18	Sioux Falls	W	9-1	10-6	1	0.5 Jarvis (1-0)	Fontana (2-1)		3,875	2:39
17	6/19	Sioux Falls	W	20-19 (12)	11-6	1	0.5 Guehne (1-1)	Seal (0-1)		2,531	4:27
18	6/20	Sioux Falls	L	12-9	11-7	1	0.5 Andra kin (1-2)	Robinson (3-1)		4,002	2:58
19	6/21	at Sioux City	L	11-4	11-8	T1	- Brooks (3-2)	Bailey (3-1)		3,454	2:43
20	6/22	at Sioux City	W	6-5 (11)	12-8	T1	- Ybarra (1-2)	Valencia (0-2)		4,217	2:44
21	6/23	at Sioux City	W	7-1	13-8	1	1.0 Jarvis (2-0)	Murdaugh (1-3)		3,374	2:24
22	6/24	at Sioux Falls	W	7-4	14-8	1	1.5 Smyth (1-0)	Frith-Smith (0-2)	Brew er (3)	2,296	2:46
23	6/25	at Sioux Falls	W	12-9	15-8	1	1.5 Robinson (4-1)	Andra kin (1-3)	Brew er (4)	2,085	3:01
24	6/26	at Sioux Falls	L	5-3	15-9	1	0.5 Post (3-1)	Bailey (3-2)	McRoberts (1)	1,899	2:21
25	6/28	Fargo-Moorhead	W	9-8	16-9	1	1.0 Guehne (2-1)	Isom (0-3)	Brew er (5)	4,462	3:26
26	6/29	Fargo-Moorhead	L	9-7	16-10	T1	- Fisher (1-0)	Futrell (0-1)		3,096	2:49
27	6/30	Fargo-Moorhead	L	11-5	16-11	2	1.0 Shoemaker (3-1)	Robinson (4-2)	Lukas (3)	3,909	2:30
28	7/02	at Thunder Bay	L	6-0	16-12	2	1.0 Tilmon (3-1)	McClellan (2-1)		1,261	2:25
29	7/03	at Thunder Bay	W	8-5	17-12	2	1.0 Ybarra (2-2)	Jespersion (2-3)		1,531	2:53
30	7/04	at Thunder Bay	L	5-1	17-13	2	1.0 Devereux (1-0)	Jarvis (2-1)		1,545	2:17
31	7/05	at Duluth-Superior	L	9-4	17-14	2	1.0 Jersild (5-2)	Robinson (4-3)		2,717	2:45
32	7/07 (1)	at Duluth-Superior	W	9-3 (7)	18-14	2	1.0 Bailey (4-2)	McGarity (2-2)			1:47
33	7/07 (2)	at Duluth-Superior	W	8-1 (7)	19-14	2	1.0 McClellan (3-1)	Hmielewski (1-6)		2,111	1:54
34	7/08	St. Paul	W	4-3	20-14	2	0.5 Ybarra (3-2)	Morris (4-1)	Brew er (6)	6,367	2:24
35	7/09	St. Paul	W	11-5	21-14	2	0.5 Jarvis (3-1)	Stewart (2-3)		4,670	2:48
36	7/10	St. Paul	L	12-5	21-15	2	1.5 Manfred (7-1)	Robinson (4-4)		7,371	2:23
37	7/12	Duluth-Superior	W	12-3	22-15	2	2.0 Bailey (5-2)	Hmielewski (1-7)		3,956	3:05
38	7/13	Duluth-Superior	L	10-2	22-16	2	1.5 Kummerfeldt (4-3)	McClellan (3-2)		3,577	2:43
39	7/14	Duluth-Superior	W	8-5	23-16	2	2.0 Ybarra (4-2)	Jersild (6-3)	Brew er (7)	4,066	2:51
40	7/15	at Fargo-Moorhead	W	4-0	24-16	2	1.0 Jarvis (4-1)	Shoemaker (3-3)		4,268	2:03
41	7/16	at Fargo-Moorhead	L	5-4	24-17	2	2.0 Lukas (7-1)	Brew er (0-3)		3,816	2:34
42	7/17	at Fargo-Moorhead	W	4-1	25-17	2	1.0 Bailey (6-2)	Alamillo (0-2)	Guehne (3)	4,095	2:22
43	7/19	at Sioux City	L	4-3 (11)	25-18	T2	1.0 Wolfe (2-2)	Lemp (0-1)		3,009	3:01
44	7/20	at Sioux City	W	3-1	26-18	T1	- Ybarra (5-2)	Gogolewski (2-7)	Brew er (8)	3,671	2:31
45	7/21	at Sioux City	W	5-3	27-18	T1	- Jarvis (5-1)	Corrigan (0-2)	Brew er (9)	3,573	2:12
46	7/23	THUNDER BAY	W	8-3	28-18	1	0.5 Bailey (7-2)	Jespersion (2-4)		5,164	2:33
47	7/24	THUNDER BAY	W	4-1	29-18	T1	- Davis (1-0)	Poeck (2-5)		2,973	2:14
48	7/25	THUNDER BAY	W	11-0	30-18	1	1.0 Ybarra (6-2)	Tilmon (5-3)		3,191	2:29
49	7/26	at Duluth-Superior	W	3-1	31-18	1	1.5 Jarvis (6-1)	McGarity (4-3)	Brew er (10)	2,771	2:37
50	7/27	at Duluth-Superior	W	4-3 (10)	32-18	1	2.0 Smyth (2-0)	Garcia (0-1)	Brew er (11)	1,029	2:55
51	7/28	at Duluth-Superior	L	6-5	32-19	1	1.0 Frascatore (2-1)	Lemp (0-2)	Wanke (2)	784	2:35
52	7/29	at Thunder Bay	L	6-1	32-20	1	0.5 Poeck (3-5)	Davis (1-1)		872	2:05
53	7/31 (1)	at Thunder Bay	W	4-3 (7)	33-20	T1	- Ybarra (7-2)	Boynewicz (2-4)	Brew er (12)		1:58
54	7/31 (2)	at Thunder Bay	L	3-2 (7)	33-21	2	0.5 Quinn (3-2)	Jarvis (6-2)		1,778	1:51
55	8/02	Madison	W	10-4	34-21	T1	- Bailey (8-2)	Laplante (6-5)		2,932	2:16
56	8/03	Madison	L	6-2	34-22	T1	- Salmon (3-5)	Davis (1-2)	Salamon (3)	2,832	2:24
57	8/04	Madison	W	3-2	35-22	T1	- Smyth (3-0)	Mosman (1-5)	Brew er (13)	3,706	3:07
58	8/05	FARGO-MOORHEAD	W	11-7	36-22	1	1.0 Ybarra (8-2)	Isom (2-5)		3,007	2:32
59	8/06	FARGO-MOORHEAD	W	4-3	37-22	1	2.0 Jarvis (7-2)	Smith (8-2)		2,513	2:07
60	8/07	FARGO-MOORHEAD	W	9-3	38-22	1	3.0 Bailey (9-2)	Shoemaker (5-4)		3,803	2:26
61	8/09	at ST. PAUL	W	11-5	39-22	1	3.0 Davis (2-2)	Robinson (5-6)		6,329	3:03
62	8/10	at ST. PAUL	W	5-3	40-22	1	4.0 Ybarra (9-2)	Manfred (10-2)	Brew er (14)	6,329	2:46
63	8/11	at ST. PAUL	W	10-1	41-22	1	4.0 Jarvis (8-2)	Letourneau (1-2)		6,329	2:36
64	8/12	at Madison	W	5-4	42-22	1	4.5 Bailey (10-2)	Fischer (4-5)	Brew er (15)	1,357	2:36
65	8/13	at Madison	L	6-0	42-23	1	3.5 Rambo (6-5)	Wise (0-2)		1,781	2:31
66	8/14	at Madison	W	3-2	43-23	1	4.5 Davis (3-2)	Laplante (6-7)	Lemp (1)	2,295	2:40
67	8/16	St. Paul	W	4-0	44-23	1	5.0 Ybarra (10-2)	Letourneau (1-3)		3,745	2:14
68	8/17	St. Paul	W	10-6	45-23	1	5.0 Jarvis (9-2)	Thomson (1-1)		3,214	2:43
69	8/18	St. Paul	L	3-2	45-24	1	4.0 Stewart (5-6)	Bailey (10-3)	Romanoli (16)	4,429	2:40
70	8/19	Duluth-Superior	L	10-5	45-25	1	3.0 McGarity (9-3)	Lemp (0-3)	Butcher (9)	5,423	3:06
71	8/20	Duluth-Superior	W	7-5	46-25	1	4.0 Davis (4-2)	Kummerfeldt (7-7)	Brew er (16)	3,005	3:10
72	8/21	Duluth-Superior	W	3-1	47-25	1	4.0 Ybarra (11-2)	Garcia (1-2)		11,356	2:04
73	8/22	Sioux Falls	W	11-0	48-25	1	4.0 Jarvis (10-2)	Shenk (5-6)		3,246	2:23
74	8/23	Sioux Falls	L	4-3 (11)	48-26	1	4.0 Andra kin (3-4)	Brew er (0-4)	Frith-Smith (1)	3,476	3:24
75	8/24	Sioux Falls	L	10-1	48-27	1	3.0 Hyde (7-3)	Wise (0-3)		3,178	2:14
76	8/25	at FARGO-MOORHEAD	L	6-5	48-28	1	2.0 Smith (10-3)	Davis (4-3)	Lukas (9)	4,053	3:00
77	8/26	at FARGO-MOORHEAD	L	13-5	48-29	1	1.0 Isom (5-6)	Ybarra (11-3)		4,193	2:54
78	8/27	at FARGO-MOORHEAD	L	7-6	48-30	T1	- Fisher (5-1)	Jarvis (10-3)	Lukas (10)	4,366	2:57
79	8/28	at SIOUX FALLS	L	4-1	48-31	2	1.0 Hyde (8-3)	Bailey (10-4)	Frith-Smith (2)	1,951	2:26
80	8/29	at SIOUX FALLS	L	4-3	48-32	2	2.0 Andra kin (4-5)	Brew er (0-5)		2,398	3:01
81	8/30	at SIOUX FALLS	L	4-3 (11)	48-33	2	3.0 Andra kin (5-5)	Smyth (3-1)		3,158	3:37
82	8/31	Sioux City	W	15-4	49-33	2	3.0 Jarvis (11-3)	Steinert (1-4)		3,498	2:29
83	9/02 (1)	Sioux City	W	10-7 (7)	50-33	2	2.0 Smyth (4-1)	Murdaugh (6-11)			2:05
84	9/02 (2)	Sioux City	L	3-0 (7)	50-34	2	2.0 Brooks (7-7)	Bailey (10-5)		7,759	1:37


1996 WINNIPEG GOLDEYES STATISTICS

* indicates left-handed batter or left-handed pitcher

indicates switch-hitter

BATTER	Age	G	PA	AB	R	H	2B	3B	HR	RBI	SB	CS	BB	SO	BA	OBP	SLG	OPS	TB	GDP	HBP	SH	SF	IBB
Gregg Castaldo	25	82	322	276	39	65	10	3	7	44	3	2	37	72	0.236	0.339	0.370	0.708	102	4	6	3	0	1
Vince Castaldo*	28	28	119	97	23	35	9	1	3	14	2	1	20	13	0.361	0.471	0.567	1.038	55	6	1	0	1	1
Kevin Dattola*	28	54	247	200	53	50	14	0	5	34	17	7	40	30	0.250	0.381	0.395	0.776	79	6	4	0	3	2
Brian Duva#	23	82	357	323	55	91	8	1	4	34	29	5	23	27	0.282	0.332	0.350	0.682	113	9	2	8	1	1
Jon Geist	25	6	16	13	2	0	0	0	0	1	0	0	3	7	0.000	0.188	0.000	0.188	0	0	0	0	0	0
Andrew Halpenny	24	20	27	27	2	3	0	0	0	0	0	0	0	10	0.111	0.111	0.111	0.222	3	1	0	0	0	0
Chris Kokinda*	23	83	380	307	58	97	21	5	6	40	2	5	56	43	0.316	0.438	0.476	0.913	146	5	12	3	2	1
Brad Komminsk	35	77	332	277	47	77	16	1	16	66	1	1	45	67	0.278	0.370	0.516	0.887	143	9	1	0	9	0
Terry Lee	34	83	375	306	81	108	17	0	23	88	1	1	63	40	0.353	0.464	0.634	1.098	194	12	3	0	3	8
Hank Manning	27	80	331	307	40	81	14	0	7	48	1	1	12	31	0.264	0.303	0.378	0.681	116	4	7	1	4	2
C.J. Martin	21	65	224	195	31	51	10	2	6	27	7	1	24	36	0.262	0.345	0.426	0.771	83	7	2	1	2	0
Torrey Pettiford	23	26	82	72	9	17	3	0	0	7	9	4	9	10	0.236	0.321	0.278	0.599	20	2	0	1	0	1
Chris Powell*	27	14	63	46	12	11	3	0	0	4	6	0	15	12	0.239	0.435	0.304	0.740	14	1	1	1	0	0
Mark Saugstad	25	34	92	82	9	21	3	0	3	12	0	0	6	20	0.256	0.315	0.402	0.718	33	5	2	0	2	0
Brent Watts	23	83	355	317	69	91	14	2	16	42	23	5	24	73	0.287	0.341	0.495	0.836	157	8	4	6	4	1
15 Players	26.5	84	3322	2845	530	798	142	15	96	461	101	33	377	491	0.280	0.370	0.442	0.812	1258	79	45	24	31	18

PITCHER	Age	W	L	W-L%	ERA	G	GS	GF	CG	SHO	SV	IP	H	R	ER	HR	BB	IBB	SO	HBP	BK	WP	BF	WHIP	H9	HR9	BB9	SO9	SOW
Neil Atkinson*	25	0	1	0.000	18.00	1	1	0	0	0	0	3.0	4	6	6	1	2	0	0	0	0	0	15	2.00	12.0	3.0	6.0	0.0	0.0
Mike Bailey	25	10	5	0.667	4.54	20	18	1	2	0	0	121.0	106	68	61	19	55	1	102	3	0	2	523	1.33	7.9	1.4	4.1	7.6	1.9
Nevin Brewer	24	0	5	0.000	4.74	36	0	33	0	0	16	38.0	40	21	20	4	16	1	31	3	0	1	174	1.47	9.5	0.9	3.8	7.3	1.9
Ray Davis	23	4	3	0.571	5.00	8	8	0	0	0	0	45.0	52	33	25	7	19	2	29	2	0	1	206	1.58	10.4	1.4	3.8	5.8	1.5
Steve Day*	25	1	1	0.500	14.21	7	0	3	0	0	0	6.1	13	10	10	4	5	0	9	0	0	1	35	2.84	18.5	5.7	7.1	12.8	1.8
Mark Futrell	26	0	1	0.000	6.52	6	0	1	0	0	0	9.2	10	8	7	3	10	0	7	1	0	0	48	2.07	9.3	2.8	9.3	6.5	0.7
Dan Guehne*	24	2	1	0.667	4.30	31	1	10	0	3	37.2	45	19	18	5	12	4	36	4	1	0	170	1.51	10.8	1.2	2.9	8.6	3.0	
Matt Jarvis*	24	11	3	0.786	3.58	17	15	1	2	0	0	103.0	99	46	41	11	55	1	63	6	3	3	454	1.50	8.7	1.0	4.8	5.5	1.2
Chris Lemp	24	0	3	0.000	4.23	18	0	9	0	0	1	27.2	23	14	13	5	12	1	34	0	1	4	119	1.27	7.5	1.6	3.9	11.1	2.8
Paul Magrini	23	0	1	0.000	9.22	7	1	1	0	0	0	13.2	18	14	14	0	13	1	6	0	0	1	72	2.27	11.9	0.0	8.6	4.0	0.5
C.J. Martin	21	0	0		0.00	1	0	1	0	0	0	1.0	1	0	0	0	2	0	1	0	0	1	6	3.00	9.0	0.0	18.0	9.0	0.5
Darrin McClellan	--	3	2	0.600	6.26	10	9	1	1	0	0	54.2	68	40	38	10	23	1	33	6	0	2	251	1.67	11.2	1.6	3.8	5.4	1.4
Pete McHugh*	--	0	0		5.87	12	0	5	0	0	0	15.1	13	10	10	1	13	0	10	2	0	1	73	1.70	7.6	0.6	7.6	5.9	0.8
Tom Paskievitch	27	0	0		2.45	2	1	0	0	0	0	3.2	0	1	1	0	2	0	2	0	0	0	13	0.55	0.0	0.0	4.9	4.9	1.0
Scott Robinson	27	4	4	0.500	7.69	9	9	0	1	1	0	52.2	77	53	45	9	20	0	39	4	0	1	253	1.84	13.2	1.5	3.4	6.7	2.0
Ken Smyth	23	4	1	0.800	2.98	31	0	7	0	0	0	48.1	33	20	16	3	35	2	42	2	0	4	209	1.41	6.1	0.6	6.5	7.8	1.2
Andy Wise	25	0	2	0.000	3.49	15	8	3	0	0	0	59.1	68	31	23	8	11	2	40	2	1	2	253	1.33	10.3	1.2	1.7	6.1	3.6
Jamie Ybarra	25	11	1	0.917	3.18	14	13	1	1	0	0	93.1	72	39	33	12	46	0	99	8	0	3	390	1.26	6.9	1.2	4.4	9.5	2.2
18 Players	24.4	50	34	0.595	4.68	84	84	77	7	5	20	733.1	742	433	381	102	351	16	583	43	6	27	3264	1.49	9.1	1.3	4.3	7.2	1.7



Chris Kokinda compiled a .407 on-base percentage from 1996-99, and holds the franchise career record for times hit by pitch (55).

1997 WINNIPEG GOLDEYES GAME-BY-GAME

- CAPS indicate series sweeps

GM	DATE	OPPONENT	RES	SCORE	REC	POS	GB WINNER	LOSER	SAVE	ATT	TIME
1	5/30	Sioux City	W	12-10 (14)	1-0	T1	- Wise (1-0)	Shoemaker (0-1)		6,491	5:03
2	5/31	Sioux City	L	3-2	1-1	T1	1.0 Aguilar (1-0)	Brewer (0-1)	Turner (1)	2,709	2:13
3	6/01	Sioux City	W	6-4	2-1		2.0 Forney (1-0)	Grife (0-1)	Wise (1)	3,409	2:42
4	6/03	MADISON	W	10-9	3-1		1.5 Brewer (1-1)	Weber (0-1)		2,396	3:22
5	6/04	MADISON	W	15-11	4-1		2.5 Williams (1-0)	Salamon (2-2)		2,922	3:26
6	6/05	MADISON	W	22-6	5-1		2.5 Pedraza (1-0)	Renko (0-2)		5,466	3:13
7	6/06	at Thunder Bay	W	5-1	6-1		3.0 Forney (2-0)	Jespersion (0-1)		1,240	2:39
8	6/07	at Thunder Bay	L	6-4 (11)	6-2	T1	4.0 Duffy (1-0)	Williams (1-1)		1,277	3:19
9	6/08	at Thunder Bay	W	8-7	7-2	T1	4.0 Guehne (1-0)	Noffke (0-2)	Brewer (1)	975	2:44
10	6/09	at Duluth-Superior	W	12-4	8-2	1	0.5 Bailey (1-0)	Tomlin (0-3)		812	3:12
11	6/10	at Duluth-Superior	W	7-6	9-2	1	1.5 Pedraza (2-0)	Scheid (0-3)	Brewer (2)	1,021	2:59
12	6/11	at Duluth-Superior	L	6-4	9-3	1	0.5 Shaver (1-1)	Forney (2-1)	Giron (1)	1,269	2:56
13	6/14	Thunder Bay	L	8-6 (10)	9-4	3	1.0 Hart (1-1)		Brewer (1-2)	4,828	3:35
14	6/15	Thunder Bay	W	21-11	10-4	3	0.5 Pedraza (3-0)	Noffke (0-3)		5,058	3:27
15	6/16	Thunder Bay	W	10-1	11-4	2	0.5 Forney (3-1)	Jespersion (0-2)		2,075	2:33
16	6/17	Duluth-Superior	W	14-3	12-4	2	0.5 Wise (2-0)	Shaver (1-2)		2,464	3:14
17	6/18	Duluth-Superior	W	5-4 (15)	13-4	1	0.5 Williams (2-1)	Halley (0-1)		2,944	4:27
18	6/19	Duluth-Superior					RAINED OUT - GAME WAS NEVER MADE UP				
18	6/20	at St. Paul	L	8-6	13-5	2	0.5 Peterman (2-0)	Bailey (1-1)	Miller (1)	6,329	3:09
19	6/21	at St. Paul	W	11-4	14-5	1	0.5 Pedraza (4-0)	Dettmer (2-2)		6,329	3:13
20	6/22	at St. Paul	W	13-8	15-5	1	1.5 Wise (3-0)	Paul (1-3)		6,329	3:16
21	6/23	at Madison	W	3-0	16-5	1	2.0 Forney (4-1)	Wilstead (1-2)	Brewer (3)	1,232	2:29
22	6/24	at Madison	L	1-0	16-6	1	1.0 Renko (2-4)	Zimmerman (0-1)		912	1:54
23	6/25	at Madison	W	5-1	17-6	1	0.5 Bailey (2-1)	Etheridge (1-3)		1,035	2:22
24	6/27	FARGO-MOORHEAD	W	11-0	18-6	1	0.5 Pedraza (5-0)	Smith (3-2)		4,211	2:38
25	6/28	FARGO-MOORHEAD	W	10-7	19-6	1	0.5 Forney (5-1)	Caruso (3-1)	Brewer (4)	3,054	3:02
26	6/29	FARGO-MOORHEAD	W	9-3	20-6	1	0.5 Ybarra (1-0)	Isom (2-2)		4,219	2:20
27	7/01	at Sioux City	L	12-1	20-7	2	0.5 Jersild (5-0)	Zimmerman (0-2)		2,947	2:47
28	7/02	at Sioux City	W	11-4	21-7	1	0.5 Pedraza (6-0)	Shoemaker (2-3)		2,384	2:46
29	7/03	at Sioux City	L	10-8	21-8	2	0.5 Porzio (1-0)	Brewer (1-3)	Turner (6)	3,749	3:02
30	7/04	Sioux Falls	W	10-1	22-8	2	0.5 Ybarra (2-0)	Guetterman (1-3)		3,227	2:22
31	7/05	Sioux Falls	L	9-8	22-9	2	1.5 Runion (2-1)	Brewer (1-4)		2,894	4:24
32	7/06	Sioux Falls	W	3-2	23-9	2	0.5 Zimmerman (1-2)	Yoder (0-3)	Guehne (1)	3,433	2:29
33	7/07	St. Paul	L	11-5	23-10	2	1.0 Dettmer (4-3)	Pedraza (6-1)		1,900	3:01
34	7/08	St. Paul	L	7-5 (13)	23-11	2	2.0 Paul (3-3)	Ybarra (2-1)	Schlutt (7)	4,662	3:15
35	7/09	St. Paul	W	6-4	24-11	2	1.0 Bailey (3-1)	Glinatsis (1-3)		5,456	2:59
36	7/11	at SIOUX FALLS	W	3-2	25-11	2	0.5 Forney (6-1)	Mosman (0-1)	Guehne (2)	2,333	2:29
37	7/12	at SIOUX FALLS	W	12-4	26-11	1	0.5 Zimmerman (2-2)	Yoder (0-4)	Brewer (5)	2,364	3:00
38	7/13	at SIOUX FALLS	W	8-6	27-11	1	0.5 Carpenter (1-0)	Pearson (2-1)		2,204	2:52
39	7/14	at Fargo-Moorhead	W	10-8	28-11	1	1.5 Wise (4-0)	Lukas (1-2)		4,239	2:56
40	7/15	at Fargo-Moorhead	L	12-8	28-12	1	0.5 Schmidt (1-0)	Wise (4-1)		4,510	2:59
41	7/16	at Fargo-Moorhead	W	24-9	29-12	1	1.5 Forney (7-1)	Ford (3-3)		4,526	3:03
42	7/18	Sioux City	W	11-7	30-12	1	1.0 Bailey (4-1)	Aguilar (3-1)		3,423	2:42
43	7/19	Sioux City	L	9-4	30-13	T1	- Jersild (6-2)	Pedraza (6-2)		3,048	3:00
44	7/20	Sioux City	W	12-4	31-13	1	1.0 Ybarra (3-1)	Shoemaker (4-5)		4,725	2:39
45	7/22	Madison	W	8-6	32-13	1	1.0 Forney (8-1)	Wilstead (2-5)	Guehne (4)	4,299	2:54
46	7/23	Madison	W	4-2	33-13	1	1.5 Zimmerman (3-2)	Badorek (5-5)	Carpenter (1)	4,271	2:28
47	7/24	Madison	L	6-4	33-14	1	1.0 Salamon (3-3)	Guehne (1-1)		3,470	2:52
48	7/25	at St. Paul	W	5-4	34-14	1	1.0 Ybarra (4-1)	Dettmer (5-5)	Brewer (6)	6,329	2:56
49	7/26	at St. Paul	L	3-1	34-15	T1	- Paul (6-3)	Bailey (4-2)		6,329	2:40
50	7/27	at St. Paul	W	8-2	35-15	1	1.0 Forney (9-1)	Glinatsis (1-4)	Carpenter (2)	6,329	2:51
51	7/28	at MADISON	W	6-1	36-15	1	1.5 Zimmerman (4-2)	Renko (3-8)		1,157	2:30
52	7/29	at MADISON	W	12-1	37-15	1	1.5 Pedarza (7-2)	Etheridge (3-6)		3,275	3:03
53	7/30	at MADISON	W	8-3	38-15	1	2.5 Ybarra (5-1)	Wagner (0-2)		1,252	2:33
54	8/01	St. Paul	W	15-8	39-15	1	2.0 Forney (10-1)	Paul (6-4)		3,201	3:30
55	8/02	St. Paul	W	11-7	40-15	1	2.0 Zimmerman (5-2)	Prado (6-2)		4,116	3:01
56	8/03	St. Paul	L	10-4	40-16	1	1.0 Glinatsis (2-4)	Pedraza (7-3)		4,002	3:01
57	8/05	Duluth-Superior	L	8-3	40-17	1	1.0 McGarity (6-4)	Ybarra (5-2)		3,545	2:57
58	8/06	Duluth-Superior	W	5-4	41-17	1	1.0 Carpenter (2-0)	Halley (2-4)	Bailey (1)	2,618	2:39
59	8/07	Duluth-Superior	L	2-1	41-18	T1	- Shaver (6-7)	Bailey (4-3)		3,954	2:47
60	8/08	at Thunder Bay	W	12-2	42-18	T1	- Zimmerman (6-2)	Grant (1-5)		2,162	2:41
61	8/10 (1)	at Thunder Bay	L	5-4 (7)	42-19	T1	- Quinn (3-2)	Salamon (3-5)			1:57
62	8/10 (2)	at Thunder Bay	W	10-4 (7)	43-19	1	1.0 Ybarra (6-2)	Evans (2-2)		1,510	2:38
63	8/11	at Duluth-Superior	L	8-4	43-20	T1	- Shaver (7-7)	Carpenter (2-1)		1,573	3:16
64	8/12	at Duluth-Superior	W	10-2	44-20	1	1.0 Forney (11-1)	Glick (3-1)		1,442	2:47
65	8/13	at Duluth-Superior	W	6-5	45-20	1	2.0 Zimmerman (7-2)	McGarity (6-5)	Salamon (8)	2,053	3:16
66	8/16 (1)	Fargo-Moorhead	L	4-3 (7)	45-21	1	1.0 Smith (7-6)	Pedraza (7-4)	Nelson (8)		2:15
67	8/16 (2)	Fargo-Moorhead	W	4-3 (7)	46-21	1	2.0 Salamon (4-5)	Isom (5-5)		4,218	1:53
68	8/17	Fargo-Moorhead	L	9-6	46-22	1	1.0 Caruso (9-4)	Carpenter (2-2)	Nelson (9)	6,152	2:54
69	8/18	at Sioux City	L	4-1	46-23	1	1.0 Jersild (9-2)	Forney (11-2)		3,228	2:33
70	8/19	at Sioux City	W	9-2	47-23	1	1.0 Zimmerman (8-2)	Shoemaker (6-7)		2,793	2:45
71	8/20	at Sioux City	W	4-3 (10)	48-23	1	1.0 Bailey (5-3)	Turner (0-2)	Salamon (9)	2,899	3:07
72	8/21	at SIOUX FALLS	L	4-0	48-24	T1	- Mosman (2-4)	Pedraza (7-5)		2,630	2:13
73	8/22	at SIOUX FALLS	L	2-1	48-25	2	1.0 Guetterman (3-6)	Carpenter (2-3)		2,653	2:45
74	8/23	at SIOUX FALLS	L	11-8	48-26	2	2.0 Hyde (7-6)	Forney (11-3)	Runion (2)	2,380	2:56
75	8/24	THUNDER BAY	W	8-7	49-26	2	1.0 Salamon (5-5)	Quinn (3-3)		4,311	2:50
76	8/25	THUNDER BAY	W	7-6	50-26	T1	- Salamon (6-5)	Hart (4-4)		4,632	3:01
77	8/26	THUNDER BAY	W	15-14	51-26	1	1.0 Sparks (1-0)	Quinn (3-4)		3,398	3:24
78	8/27	Sioux Falls	L	8-7	51-27	T1	- Runion (8-3)	Guehne (1-2)		3,017	3:17
79	8/28	Sioux Falls	L	6-1	51-28	2	1.0 Hyde (8-6)	Forney (11-4)		22,081	2:19
80	8/29	Sioux Falls	W	6-3	52-28	2	1.0 Zimmerman (9-2)	Aragon (4-3)		5,011	2:29
81	8/30	at Fargo-Moorhead	L	8-6	52-29	2	2.0 Schmidt (4-0)	Sparks (1-1)		7,300	3:03
82	8/31	at Fargo-Moorhead	W	4-2	53-29	2	1.0 Pedraza (8-5)	Caruso (11-5)		4,679	2:38
83	9/01	at Fargo-Moorhead	L	11-1	53-30	2	2.0 Salvevold (5-5)	Carpenter (2-4)		4,610	2:32

1997 WINNIPEG GOLDEYES STATISTICS

* indicates left-handed batter or left-handed pitcher

indicates switch-hitter

BATTER	Age	G	PA	AB	R	H	2B	3B	HR	RBI	SB	CS	BB	SO	BA	OBP	SLG	OPS	TB	GDP	HBP	SH	SF	IBB
John Dorman	23	78	317	268	50	83	11	4	8	56	15	4	31	55	0.310	0.394	0.470	0.864	126	3	7	10	1	0
Brian Duva#	24	80	403	334	82	111	22	3	4	42	55	11	62	27	0.332	0.440	0.452	0.892	151	4	3	3	1	1
Jeff Gordon	25	14	39	37	1	9	1	0	0	3	0	0	0	7	0.243	0.282	0.270	0.552	10	1	2	0	0	0
Kiki Hernandez	28	5	25	23	2	11	4	0	1	4	0	0	0	4	0.478	0.520	0.783	1.303	18	1	2	0	0	0
Mike Hickey#	27	68	312	255	48	78	19	1	7	46	22	4	46	33	0.306	0.416	0.471	0.887	120	8	5	2	4	3
Chris Kokinda*	24	83	399	334	73	93	19	2	6	56	10	1	50	49	0.278	0.393	0.401	0.794	134	13	13	2	0	3
Terry Lee	35	77	369	313	88	112	22	2	20	78	2	0	43	32	0.358	0.439	0.633	1.072	198	8	7	0	6	6
C.J. Martin	22	77	326	283	60	87	13	2	12	53	15	4	30	57	0.307	0.385	0.495	0.879	140	5	8	1	4	0
Mike Meggers	26	40	195	172	38	50	10	0	16	57	5	0	17	54	0.291	0.364	0.628	0.992	108	4	4	0	2	0
Tony Mitchell#	26	39	172	155	31	49	6	0	8	32	0	0	15	41	0.316	0.372	0.510	0.882	79	2	0	0	2	0
Chris Peckham	21	3	10	8	1	1	0	0	0	1	0	0	1	4	0.125	0.222	0.125	0.347	1	0	0	1	0	0
Steve Pegues	29	3	12	10	1	4	0	0	0	6	0	0	1	4	0.400	0.417	0.400	0.817	4	0	0	0	1	0
Andrew Prater	24	14	43	42	5	11	2	0	0	7	0	0	0	7	0.262	0.262	0.310	0.571	13	2	0	1	0	0
Daryl Ratliff	27	13	54	45	9	10	2	0	1	7	4	0	8	11	0.222	0.340	0.333	0.673	15	1	0	1	0	0
Derek Reams*	--	68	277	235	37	57	16	1	10	41	2	1	41	74	0.243	0.354	0.447	0.801	105	4	0	0	1	4
Kyle Tow ner#	24	47	205	181	38	48	6	2	1	16	18	5	20	21	0.265	0.342	0.337	0.679	61	3	1	3	0	0
Brent Watts	24	77	322	285	48	76	14	4	5	45	8	3	18	64	0.267	0.321	0.396	0.717	113	7	7	7	5	1
17 Players	25.6	83	3480	2980	612	890	167	21	99	550	156	33	383	544	0.299	0.386	0.468	0.855	1396	66	59	31	27	18

PITCHER	Age	W	L	W-L%	ERA	G	GS	GF	CG	SHO	SV	IP	H	R	ER	HR	BB	IBB	SO	HBP	BK	WP	BF	WHIP	H9	HR9	BB9	SO9	SO/W
Mike Bailey	26	5	3	0.625	4.43	23	11	5	1	0	1	81.1	76	56	40	16	47	2	89	3	0	5	369	1.51	8.4	1.8	5.2	9.8	1.9
Nevin Brew er	25	1	4	0.200	3.70	23	0	20	0	0	6	24.1	29	16	10	3	15	2	20	0	0	6	121	1.81	10.7	1.1	5.5	7.4	1.3
Brian Carpenter	26	2	4	0.333	4.66	12	6	3	0	0	2	48.1	54	34	25	7	19	0	36	3	0	0	216	1.51	10.1	1.3	3.5	6.7	1.9
Rick Forney	25	11	4	0.733	3.66	17	17	0	1	0	0	113.0	113	54	46	12	39	0	106	5	0	10	480	1.35	9.0	1.0	3.1	8.4	2.7
Dan Guehne*	25	1	2	0.333	3.51	34	0	10	0	0	4	25.2	25	13	10	0	14	2	35	1	2	2	112	1.52	8.8	0.0	4.9	12.3	2.5
Pete McHugh*	--	0	0		21.00	2	0	1	0	0	0	3.0	9	8	7	1	3	0	1	0	0	0	20	4.00	27.0	3.0	9.0	3.0	0.3
Rod Pedraza	27	8	5	0.615	5.49	18	18	0	2	0	0	121.1	147	80	74	26	18	0	93	4	0	3	524	1.36	10.9	1.9	1.3	6.9	5.2
John Salamon	25	3	1	0.750	5.93	12	0	12	0	0	2	13.2	14	9	9	3	8	1	14	1	0	4	64	1.61	9.2	2.0	5.3	9.2	1.8
Ken Smyth	24	0	0		6.89	13	0	2	0	0	0	15.2	17	13	12	2	9	1	19	0	1	1	73	1.66	9.8	1.1	5.2	10.9	2.1
Jeff Sparks	25	1	1	0.500	4.15	7	0	4	0	0	0	13.0	11	8	6	0	10	0	20	2	0	2	62	1.62	7.6	0.0	6.9	13.8	2.0
Jeff Wiebe	--	0	0		10.16	17	0	7	0	0	0	28.1	47	32	32	5	20	0	19	2	1	2	151	2.37	14.9	1.6	6.4	6.0	1.0
Larry Williams	21	2	1	0.667	6.75	7	0	4	0	0	0	6.2	9	5	5	2	3	0	6	1	0	0	32	1.80	12.2	2.7	4.0	8.1	2.0
Andy Wise	26	4	1	0.800	4.76	18	3	7	0	0	1	39.2	42	25	21	8	7	1	32	4	0	3	171	1.24	9.5	1.8	1.6	7.3	4.6
Jamie Ybarra	26	6	2	0.750	4.61	16	12	1	0	0	0	91.2	79	51	47	13	62	0	92	7	0	3	407	1.54	7.8	1.3	6.1	9.0	1.5
Jeff Zimmerman	24	9	2	0.818	2.82	18	16	0	3	0	0	118.0	94	49	37	7	35	0	140	7	1	6	479	1.09	7.2	0.5	2.7	10.7	4.0
15 Players	25.3	53	30	0.639	4.61	83	83	76	7	2	16	743.2	766	453	381	105	309	9	722	40	5	47	3281	1.45	9.3	1.3	3.7	8.7	2.3



Jeff Zimmerman's 140 strikeouts in 1997 still rank second on the Goldeyes' single-season list. Less than two years after his time in Winnipeg, Zimmerman was pitching in the MLB All-Star Game at Fenway Park in Boston.

1998 WINNIPEG GOLDEYES GAME-BY-GAME

- CAPS indicate series sweeps

GM	DATE	OPPONENT	RES	SCORE	REC	POS	GB WINNER	LOSER	SAVE	ATT	TIME
1	5/28	at Sioux City	L	3-1	0-1	T2	1.0 Mosman (1-0)	Press (0-1)	Cushman (1)	2,932	2:04
2	5/29	at Sioux City	L	5-2 (7)	0-2	4	2.0 Miller (1-0)	Anderson (0-1)	Cushman (2)	2,540	1:50
3	5/30 (1)	at Sioux City	L	7-4	0-3	4	3.0 Gutierrez (1-0)	Forney (0-1)	Cushman (3)	2,121	2:57
4	5/30 (2)	at Sioux City	W	12-2	1-3	4	2.0 Ballance (1-0)	Post (0-1)		2,121	2:54
5	6/01	at Sioux Falls	W	7-5	2-3	3	1.5 Beach (1-0)	New man (0-1)	Viano (1)	3,024	2:52
6	6/02	at Sioux Falls	W	8-7	3-3	3	1.5 Press (1-1)	Smith (1-1)		2,262	2:59
7	6/03	at Sioux Falls	L	5-4	3-4	3	2.5 Hahn (1-0)	Aguilar (0-1)	Grife (1)	1,928	2:26
8	6/05	Madison	L	15-7	3-5	3	3.0 Fahs (1-0)	Forney (0-2)		6,368	2:41
9	6/06	Madison	W	7-4	4-5	3	2.5 Montgomery (1-0)	Wagner (1-2)	Viano (2)	3,054	2:47
10	6/07	Madison	W	9-3	5-5	3	2.5 Press (2-1)	Laplante (0-2)		3,582	2:21
11	6/09	Thunder Bay	L	10-2	5-6	3	4.0 Brooks (2-1)	Anderson (0-2)		3,077	2:38
12	6/10	Thunder Bay	W	4-3	6-6	3	4.0 Forney (1-2)	Keppen (1-2)	Viano (3)	2,630	2:09
13	6/11	Thunder Bay	L	8-2	6-7	3	4.5 Tilmon (2-0)	Ballance (1-1)		4,713	2:40
14	6/12	at Duluth-Superior	L	2-1	6-8	3	6.0 E. Giron (1-0)	Viano (0-1)		1,113	2:37
15	6/13	at Duluth-Superior	W	9-1	7-8	3	6.0 Beach (2-0)	Harvell (1-2)		1,827	2:45
16	6/14	at Duluth-Superior	W	8-2	8-8	3	6.0 Anderson (1-2)	R. Giron (0-3)		2,843	2:47
17	6/15	at Thunder Bay	W	2-1	9-8	3	5.5 Forney (2-2)	Keppen (1-3)	Sparks (1)	2,717	2:33
18	6/16	at Thunder Bay	L	5-4	9-9	3	6.5 Danielson (2-1)	Montgomery (1-1)	Hart (2)	1,346	3:15
19	6/17	at Thunder Bay	L	2-0	9-10	3	7.5 Boynewicz (1-3)	Press (2-2)		1,002	2:04
20	6/19	DULUTH-SUPERIOR	W	10-6	10-10	3	7.5 Beach (3-0)	Harvell (1-3)		3,159	2:50
21	6/20	DULUTH-SUPERIOR	W	19-2	11-10	3	7.5 Forney (3-2)	R. Giron (0-4)		2,447	2:53
22	6/21	DULUTH-SUPERIOR	W	21-6	12-10	3	6.5 Ballance (2-1)	Wagner (0-1)	Montgomery (1)	3,664	2:53
23	6/22	Sioux Falls	W	13-7	13-10	3	6.5 Anderson (2-2)	Hartvigson (1-2)		2,022	2:40
24	6/23	Sioux Falls	W	6-3	14-10	3	6.5 Press (3-2)	Bailey (1-3)	Guehne (1)	3,089	2:41
25	6/24	Sioux Falls	L	15-13 (10)	14-11	3	6.5 Harpe (2-2)	Sparks (0-1)	Hahn (5)	3,367	4:20
26	6/25	at Fargo-Moorhead	W	8-2	15-11	2	5.5 Forney (4-2)	Schultz (4-1)		4,792	2:44
27	6/26	at Fargo-Moorhead	L	9-3	15-12	3	6.5 Fletschock (4-0)	Ballance (2-2)	Schmidt (1)	4,143	2:45
28	6/27	at Fargo-Moorhead	L	8-3	15-13	3	7.5 Bittiger (4-0)	Press (3-3)		4,385	2:57
29	6/28 (1)	Sioux City	L	5-4	15-14	3	8.0 Patino (2-1)	Anderson (2-3)	Cushman (9)	3,098	3:38
30	6/28 (2)	Sioux City	W	19-9	16-14	3	7.5 Montgomery (2-1)	Miller (1-2)		2,022	3:11
31	6/29	Sioux City	W	14-8	17-14	T2	7.0 Reid (1-0)	Hill (1-3)	Sparks (2)	2,628	3:03
32	7/03	at St. Paul	W	7-6	18-14	T2	7.5 Press (4-3)	Pugh (1-3)	Sparks (3)	6,329	3:13
33	7/04	at St. Paul	L	5-2	18-15	3	7.5 Griffiths (5-2)	Forney (4-3)	Prado (9)	6,342	2:48
34	7/05	at St. Paul	W	8-3	19-15	3	6.5 Montgomery (3-1)	R. Smith (2-3)		6,342	3:13
35	7/06	at Madison	W	10-7	20-15	3	6.0 Anderson (3-3)	Wagner (2-3)		478	3:29
36	7/07	at Madison	L	4-3	20-16	T2	7.0 Carl (2-2)	Ballance (2-3)	S. Deremer (9)	1,438	2:19
37	7/08	at Madison	W	10-5	21-16	T2	7.0 Press (5-3)	Laplante (2-6)		1,074	3:00
38	7/10	St. Paul	W	10-5	22-16	2	6.5 Forney (5-3)	Griffiths (5-3)		3,314	4:04
39	7/11	St. Paul	L	8-4	22-17	2	7.5 R. Smith (3-3)	Reid (1-1)	Prado (10)	3,468	2:56
40	7/12	St. Paul	W	12-2	23-17	2	7.5 Anderson (4-3)	D. Smith (4-4)		4,069	2:17
41	7/13	Fargo-Moorhead	W	5-4	24-17	2	6.5 Ballance (3-3)	Fletschock (5-2)	Guehne (2)	2,341	2:33
42	7/14	Fargo-Moorhead	L	10-8	24-18	2	7.5 Schmidt (2-0)	Press (5-4)		3,255	3:00
43	7/15	Fargo-Moorhead	W	8-1	25-18	3	6.5 Forney (6-3)	Modik (2-1)		4,361	2:27
44	7/17	at THUNDER BAY	W	12-10	26-18	T1	- Reid (2-1)	Tilmon (5-3)	Sparks (4)	1,855	3:24
45	7/18	at THUNDER BAY	W	5-4	27-18	1	0.5 Guehne (1-0)	Keppen (2-7)		1,014	2:36
46	7/19	at THUNDER BAY	W	18-1	28-18	1	1.0 Press (6-4)	Brooks (5-5)		966	2:32
47	7/20	at Duluth-Superior	L	4-2	28-19	T1	- Beach (4-1)	Forney (6-4)	E. Giron (8)	987	2:36
48	7/21	at Duluth-Superior	W	4-2 (11)	29-19	1	1.0 Sparks (1-1)	E. Giron (1-1)		1,487	3:30
49	7/22	at Duluth-Superior	W	8-1	30-19	1	1.0 Anderson (5-3)	Hannah (0-2)		1,395	2:40
50	7/25 (1)	Madison	L	5-1	30-20	2	1.0 Laplante (5-6)	Press (6-5)		2,419	2:34
51	7/25 (2)	Madison	W	9-6	31-20	2	0.5 Forney (7-4)	Badorek (5-4)	Sparks (5)	3,546	2:43
52	7/26	Madison	W	8-6	32-20	T1	- Montgomery (4-1)	Bailey (0-2)	Sparks (6)	3,777	3:23
53	7/27	DULUTH-SUPERIOR	W	13-10	33-20	1	1.0 Anderson (6-3)	Glick (3-7)		2,694	3:25
54	7/28	DULUTH-SUPERIOR	W	5-0	34-20	1	1.0 Wise (1-0)	DeWitt (4-5)	Montgomery (2)	3,293	2:28
55	7/29	DULUTH-SUPERIOR	W	2-1	35-20	1	1.0 Sparks (2-1)	R. Giron (1-9)		5,217	2:59
56	7/31	at Sioux Falls	L	3-1	35-21	2	0.5 Grant (3-5)	Forney (7-5)	Hartvigson (6)	3,212	2:07
57	8/01	at Sioux Falls	W	10-4	36-21	2	0.5 Anderson (7-3)	Hartvigson (2-3)		2,809	2:45
58	8/02	at Sioux Falls	W	2-1	37-21	T1	- Wise (2-0)	New man (4-5)	Sparks (7)	2,227	2:15
59	8/04	at Sioux City	W	3-2 (10)	38-21	T1	- Reid (3-1)	Gomez (4-5)	Sparks (8)	3,059	2:43
60	8/05	at Sioux City	W	4-2 (13)	39-21	T1	- Montgomery (5-1)	Cushman (1-4)	Sparks (9)	3,181	3:35
61	8/07	Thunder Bay	W	10-5	40-21	2	0.5 Paull (1-0)	Jespersion (0-2)		3,539	3:17
62	8/08	Thunder Bay	W	6-1	41-21	2	0.5 Wise (3-0)	Tilmon (6-4)		3,044	2:33
63	8/09	Thunder Bay	L	9-6	41-22	2	1.5 Hannah (1-2)	Paull (1-1)	Hart (11)	4,397	3:01
64	8/10 (1)	SIoux CITY	W	2-0 (7)	42-22	2	1.5 Press (7-5)	Post (4-5)			1:28
65	8/10 (2)	SIoux CITY	W	8-0 (7)	43-22	2	1.0 Forney (8-5)	Hill (3-5)		3,278	1:55
66	8/11	SIoux CITY	W	5-1	44-22	T1	- Anderson (8-3)	Bedinger (7-5)		4,674	1:56
67	8/12	SIoux CITY	W	8-5	45-22	T1	- Guehne (2-0)	Patino (2-3)		4,501	2:28
68	8/13	SIoux CITY	W	5-2	46-22	1	0.5 Reid (4-1)	Gomez (5-6)	Sparks (10)	4,189	2:25
69	8/14	at FARGO-MOORHEAD	L	12-1	46-23	2	0.5 Isley (8-2)	Press (7-6)		5,017	2:23
70	8/15	at FARGO-MOORHEAD	L	6-2	46-24	2	1.5 Bittiger (10-1)	Forney (8-6)		4,987	2:44
71	8/16	at FARGO-MOORHEAD	L	12-2	46-25	2	2.5 Rushing (5-1)	Anderson (8-4)		4,737	2:27
72	8/17	Sioux Falls	W	7-3	47-25	2	2.5 Wise (4-0)	Hyde (4-3)		2,691	2:28
73	8/18	Sioux Falls	W	4-3	48-25	2	2.5 Reid (5-1)	Hahn (4-2)	Sparks (11)	3,250	2:35
74	8/19	Sioux Falls	L	10-2	48-26	2	2.5 New man (5-7)	Press (7-7)		3,919	2:57
75	8/21	at ST. PAUL	W	5-2	49-27	2	3.0 Forney (9-6)	D. Smith (7-8)	Sparks (12)	6,329	2:26
76	8/22	at ST. PAUL	W	16-9	50-27	2	3.0 Smith (1-0)	Donnelly (3-4)		6,329	3:08
77	8/23	at ST. PAUL	W	6-5 (7)	51-27	2	2.5 Wise (5-0)	Curtis (1-1)	Guehne (3)	6,329	2:39
78	8/24	at MADISON	W	7-5	52-27	2	2.5 Montgomery (6-1)	Bailey (0-3)	Sparks (13)	420	2:52
79	8/25	at MADISON	W	5-2	53-27	2	1.5 Press (8-7)	B. Deremer (1-1)	Sparks (14)	1,047	2:55
80	8/26	at MADISON	W	21-5	54-27	2	0.5 Forney (10-6)	Carl (3-9)		932	3:19
81	8/28	St. Paul	L	12-7	54-27	2	1.0 Curtis (2-1)	Anderson (8-5)		4,778	3:39
82	8/29	St. Paul	W	8-6	55-27	2	1.0 Wise (6-0)	R. Smith (6-7)	Sparks (15)	3,758	2:36
83	8/30	St. Paul	W	7-6	56-27	2	1.0 Montgomery (7-1)	McRoberts (3-2)	Sparks (16)	6,534	3:08
84	8/31	Fargo-Moorhead	W	10-6	57-27	T1	- Forney (11-6)	Isley (9-4)		3,001	2:36
85	9/01	Fargo-Moorhead	L	6-0	57-28	2	1.0 Fletschock (10-3)	Press (8-8)		3,613	2:33
86	9/02	Fargo-Moorhead	W	13-9	58-28	T1	- Smith (2-0)	Schmidt (6-2)	Sparks (17)	9,672	3:03

1998 WINNIPEG GOLDEYES STATISTICS

* indicates left-handed batter or left-handed pitcher

indicates switch-hitter

BATTER	Age	G	PA	AB	R	H	2B	3B	HR	RBI	SB	CS	BB	SO	BA	OBP	SLG	OPS	TB	GDP	HBP	SH	SF	IBB
Art Baeza	24	65	274	237	32	75	9	4	6	44	3	2	31	32	0.316	0.399	0.464	0.863	110	7	3	1	2	1
Todd Bargman*	30	11	24	22	2	6	0	0	1	1	0	0	2	7	0.273	0.333	0.409	0.742	9	0	0	0	0	0
Wes Chamberlain	32	43	195	163	49	64	13	0	12	44	7	1	22	26	0.393	0.487	0.693	1.180	113	8	9	0	1	5
Tony Chance	33	79	370	314	69	102	18	0	20	81	5	1	51	83	0.325	0.419	0.573	0.992	180	7	2	0	3	1
Denis Ducharme	21	1	1	1	0	1	0	0	0	0	0	0	0	0	1.000	1.000	1.000	2.000	1	0	0	0	0	0
Brian Duva#	25	80	390	357	71	131	24	1	10	46	26	15	28	25	0.367	0.412	0.524	0.936	187	4	1	2	2	0
Troy Fortin	23	50	196	178	36	67	10	1	9	38	0	1	13	16	0.376	0.429	0.596	1.024	106	5	4	0	1	2
Sean Hearn*	27	81	370	318	78	99	16	1	29	80	5	2	45	92	0.311	0.400	0.642	1.042	204	7	4	0	3	5
Matt Hobbie*	23	37	129	116	16	27	6	1	3	13	2	1	10	23	0.233	0.287	0.379	0.666	44	4	0	0	3	0
Chris Kokinda*	25	86	388	336	74	108	24	1	14	66	8	1	36	36	0.321	0.407	0.524	0.931	176	10	14	0	2	2
Scott Lydy	29	3	12	10	1	1	1	0	0	2	0	0	1	7	0.100	0.250	0.200	0.450	2	0	1	0	0	0
Tripp MacKay#	24	86	412	354	62	105	18	3	0	29	6	3	44	44	0.297	0.373	0.364	0.737	129	3	0	12	2	0
Eric Matthews	22	39	119	109	15	24	8	1	3	18	0	0	6	32	0.220	0.271	0.394	0.666	43	4	2	1	1	0
Jose Miranda*	23	24	91	80	16	23	6	0	3	18	1	0	10	15	0.288	0.374	0.475	0.849	38	1	1	0	0	1
Steve Mitrovich	23	20	73	69	9	16	2	0	3	12	0	0	2	20	0.232	0.260	0.391	0.652	27	0	1	0	1	0
Freddy Reyes	22	9	34	32	7	8	0	0	1	5	0	0	0	15	0.250	0.294	0.344	0.638	11	0	2	0	0	0
Scott Samuels*	27	8	39	30	7	9	1	1	2	4	3	0	6	5	0.300	0.462	0.600	1.062	18	0	3	0	0	0
Casey Smith	22	54	201	180	28	53	6	1	5	25	14	3	15	35	0.294	0.350	0.422	0.772	76	8	2	1	3	0
John Somrock	24	34	69	59	4	7	1	0	0	3	0	0	6	17	0.119	0.212	0.136	0.348	8	2	1	3	0	0
Mike Torti	23	20	78	64	12	16	2	0	2	7	1	0	11	18	0.250	0.385	0.375	0.760	24	0	3	0	0	0
Brent Watts	25	13	35	28	5	7	2	0	0	4	2	0	4	6	0.250	0.364	0.321	0.685	9	1	1	2	0	0
21 Players	25.6	86	3500	3057	593	949	167	15	123	540	83	30	343	554	0.310	0.387	0.496	0.883	1515	71	54	22	24	17

PITCHER	Age	W	L	W-L%	ERA	G	GS	GF	CG	SHO	SV	IP	H	R	ER	HR	BB	IBB	SO	HBP	BK	WP	BF	WHIP	H9	HR9	BB9	SO9	SO/W
Alonso Aguilar	23	0	1	0.000	7.58	13	0	6	0	0	0	19.0	31	26	16	6	13	0	12	2	0	0	104	2.32	14.7	2.8	6.2	5.7	0.9
Eric Anderson	23	8	5	0.615	6.81	18	18	0	1	0	0	105.2	137	81	80	25	36	0	69	6	1	11	476	1.64	11.7	2.1	3.1	5.9	1.9
Dale Ballance*	25	3	3	0.500	5.56	12	9	0	0	0	0	56.2	66	39	35	7	21	0	33	4	0	1	255	1.54	10.5	1.1	3.3	5.2	1.6
Scott Beach	24	3	0	1.000	5.59	6	5	0	0	0	0	29.0	32	21	18	6	16	0	19	4	1	4	136	1.66	9.9	1.9	5.0	5.9	1.2
Rick Forney	26	11	6	0.647	3.54	19	19	0	3	1	0	129.2	145	63	51	11	20	1	113	9	0	2	545	1.27	10.1	0.8	1.4	7.8	5.7
Dan Guehne*	26	2	0	1.000	1.03	26	0	10	0	0	3	26.1	18	5	3	3	5	1	15	0	0	0	100	0.87	6.2	1.0	1.7	5.1	3.0
Joe Montgomery	25	7	1	0.875	3.50	32	0	8	0	0	2	54.0	38	27	21	5	26	3	37	5	0	4	226	1.19	6.3	0.8	4.3	6.2	1.4
K.P. Paull	25	1	1	0.500	4.78	15	0	9	0	0	0	26.1	27	14	14	5	12	0	14	2	0	3	119	1.48	9.2	1.7	4.1	4.8	1.2
Gregg Press	26	8	8	0.500	4.31	19	19	0	2	1	0	125.1	141	66	60	15	37	1	105	3	0	5	541	1.42	10.1	1.1	2.7	7.5	2.8
Rayon Reid	24	5	1	0.833	3.92	16	9	2	0	0	0	64.1	63	34	28	7	36	1	74	2	0	6	294	1.54	8.8	1.0	5.0	10.4	2.1
Donnie Smith	25	2	0	1.000	6.23	8	0	2	0	0	0	17.1	20	14	12	1	9	0	13	2	0	3	81	1.67	10.4	0.5	4.7	6.8	1.4
Jeff Sparks	26	2	1	0.667	3.12	38	0	36	0	0	17	49.0	30	21	17	5	42	1	85	1	0	4	221	1.47	5.5	0.9	7.7	15.6	2.0
Jake Viano	24	0	1	0.000	1.80	5	0	5	0	0	3	5.0	4	2	1	0	4	0	6	0	0	0	23	1.60	7.2	0.0	7.2	10.8	1.5
Andy Wise	27	6	0	1.000	3.71	8	7	0	2	0	0	51.0	49	21	21	7	9	0	37	0	0	0	205	1.14	8.6	1.2	1.6	6.5	4.1
14 Players	25.1	58	28	0.674	4.47	86	86	78	8	3	25	758.2	801	434	377	103	286	8	632	40	2	43	3326	1.43	9.5	1.2	3.4	7.5	2.2



Before taking over as manager, Rick Forney was one of the most dominant pitchers in the Northern League from 1997-2000.

1999 WINNIPEG GOLDEYES GAME-BY-GAME

- CAPS indicate series sweeps

GM	DATE	OPPONENT	RES	SCORE	REC	POS	GB WINNER	LOSER	SAVE	ATT	TIME
1	5/28	at Sioux Falls	W	6-0	1-0	T1	- Steinmetz (1-0)	Moeller (0-1)		3,628	2:30
2	5/29	at Sioux Falls	L	6-4	1-1	T2	1.0 Hogan (1-0)	Onley (0-1)	Grant (1)	3,604	2:50
3	5/31	at Sioux City	W	9-7	2-1	4	1.5 Paull (1-0)	Marchesano (0-1)	Guehne (1)	2,079	3:06
4	6/01	at Sioux City	L	6-5	2-2	4	2.5 Press (1-1)	Wise (0-1)	Fahs (1)	1,903	2:47
5	6/02	at Sioux City	W	10-4	3-2	3	2.5 Guehne (1-0)	Hill (1-1)		3,267	3:10
6	6/04	Sioux Falls	L	14-5	3-3	T3	2.5 Hahn (1-0)	Onley (0-2)		6,708	2:55
7	6/05 (1)	Sioux Falls	L	6-5	3-4	4	3.5 Pearson (1-0)	Guehne (1-1)			2:55
8	6/05 (2)	Sioux Falls	L	11-4 (7)	3-5	4	4.0 Hyde (1-0)	Arnold (0-1)		6,018	2:23
9	6/06	Sioux Falls	W	7-5	4-5	T3	4.0 Anderson (1-0)	Callahan (0-1)	Guehne (2)	5,589	2:54
10	6/07	Fargo-Moorhead	L	9-1	4-6	T3	5.0 Fletschock (3-0)	Steinmetz (1-1)		5,267	3:00
11	6/08	Fargo-Moorhead	L	7-3	4-7	T3	6.0 Jersild (2-0)	Wise (0-2)		5,126	2:32
12	6/09	Fargo-Moorhead	W	6-5	5-7	T3	5.0 Guehne (2-1)	Schmidt (1-1)		5,905	2:23
13	6/12 (1)	at DULUTH-SUPERIOR	W	5-2 (7)	6-7	3	4.5 Williams (1-0)	Benesh (1-1)	Guehne (3)		1:57
14	6/12 (2)	at DULUTH-SUPERIOR	W	7-0 (7)	7-7	3	4.0 Anderson (2-0)	Wagner (1-2)		1,740	1:58
15	6/13	at DULUTH-SUPERIOR	W	12-11	8-7	3	3.0 Guehne (3-1)	Swiatkiewicz (0-2)		1,235	3:10
16	6/14	at St. Paul	L	8-2	8-8	3	3.5 Bell (1-0)		Wise (0-3)	6,329	3:11
17	6/15	at St. Paul	L	4-3	8-9	3	4.5 Gulin (3-0)	Onley (0-3)		6,329	2:26
18	6/16	at St. Paul	W	4-2	9-9	3	4.5 Keppen (1-1)	Mota (1-2)	Guehne (4)	6,329	3:11
19	6/18	MADISON	W	7-4	10-9	3	4.0 Steinmetz (2-1)	S. Deremer (0-1)	Ybarra (1)	6,140	2:58
20	6/19	MADISON	W	9-4	11-9	3	4.0 Forney (1-0)	B. Deremer (1-1)		6,140	2:26
21	6/20	MADISON	W	5-2	12-9	3	3.0 Bates (1-0)	Meyer (0-1)	Ochsner (1)	6,504	2:34
22	6/23 (1)	ST. PAUL	W	4-3	13-9	T2	2.5 Ochsner (1-0)	Bell (1-1)			2:33
23	6/23 (2)	ST. PAUL	W	3-2 (7)	14-9	2	1.5 Anderson (3-0)	Mota (1-3)	Ybarra (2)	6,362	1:55
24	6/24	ST. PAUL	W	11-5	15-9	2	1.0 Bates (2-0)	Bell (1-2)	Paull (1)	5,762	3:18
25	6/25	at Fargo-Moorhead	W	9-4	16-9	T1	- Forney (2-0)	Jersild (3-2)		3,884	3:14
26	6/26	at Fargo-Moorhead	L	6-5	16-10	T2	1.0 Mattson (1-2)	Paull (1-1)		4,687	3:20
27	6/27	at Fargo-Moorhead	W	9-8	17-10	T1	- Bow man (1-0)	Smith (2-1)		4,648	2:41
28	6/28	at Fargo-Moorhead	W	11-5	18-10	1	1.0 Keppen (2-1)	Fletschock (4-1)	Guehne (5)	4,753	3:23
29	6/30 (1)	Duluth-Superior	W	8-1	19-10	1	1.0 Forney (3-0)	Williams (3-2)			2:43
30	6/30 (2)	Duluth-Superior	L	9-7 (7)	19-11	1	1.0 Benesh (2-1)	Bow man (1-1)	Cannon (4)	6,055	2:51
31	7/01	Duluth-Superior	W	21-0	20-11	1	1.0 Onley (1-3)	Stockstill (0-1)		6,309	2:26
32	7/02	at Schaumburg	L	2-1	20-12	T1	- Apana (2-0)	Anderson (3-1)	Tribe (5)	5,067	2:22
33	7/03	at Schaumburg	W	9-5	21-12	1	1.0 Keppen (3-1)	Genke (3-4)	Ochsner (2)	6,178	2:47
34	7/04	at Schaumburg	W	10-7	22-12	1	1.0 Bow man (2-1)	Calvert (1-1)	Ybarra (3)	7,251	3:15
35	7/05	at Madison	W	8-3 (13)	23-12	1	1.5 Ochsner (2-0)	Moore (0-1)		823	3:11
36	7/06	at Madison	W	8-6	24-12	1	2.5 Onley (2-3)	Meyer (0-4)	Guehne (6)	1,396	2:44
37	7/07	at Madison	L	4-3	24-13	1	1.5 Taylor (5-1)	Anderson (3-2)	Stutz (4)	1,385	2:35
38	7/09	Schaumburg	W	5-3	25-13	1	2.0 Keppen (4-1)	Rushing (3-1)	Ochsner (3)	6,590	2:51
39	7/10	Schaumburg	W	8-2	26-13	1	2.0 Forney (4-0)	Miller (2-3)		6,599	2:22
40	7/11	Schaumburg	L	3-1	26-14	1	1.0 Poeck (2-2)	Guehne (3-2)		6,739	2:51
41	7/12	Sioux City	W	8-6	27-14	1	1.0 Bow man (3-1)	Hill (2-3)	Ybarra (4)	5,858	2:43
42	7/13	Sioux City	W	12-1	28-14	1	1.0 Anderson (4-2)	Press (3-4)		6,548	3:40
43	7/14	Sioux City	L	6-5	28-15	1	1.0 Hill (3-3)	Keppen (4-2)	Fahs (6)	6,797	3:28
44	7/16	Sioux Falls	W	7-5	29-15	T1	- Forney (5-0)	Mercedes (2-4)	Ybarra (5)	5,528	2:42
45	7/17	Sioux Falls	L	16-2	29-16	T1	- Hogan (5-4)	Hurtado (0-1)		6,512	3:11
46	7/18	Sioux Falls	L	4-2	29-17	T2	1.0 Hyde (5-0)	Onley (2-4)	Roberts (4)	6,467	2:37
47	7/19	Madison	L	12-8	29-18	4	2.0 S. Deremer (1-3)	Anderson (4-3)		5,184	3:04
48	7/20	Madison	L	5-1	29-19	2	2.0 Meyer (2-4)	Keppen (4-3)		6,346	2:32
49	7/21	Madison	W	5-3	30-19	3	2.0 Forney (6-0)	Taylor (6-3)	Ochsner (4)	6,192	2:34
50	7/23	at Schaumburg	W	13-6	31-19	4	2.0 Onley (3-4)	Apana (2-1)		6,306	3:08
51	7/24	at Schaumburg	W	7-4	32-19	3	1.0 Anderson (5-3)	Calvert (3-3)	Ybarra (6)	7,076	3:01
52	7/25	at Schaumburg	L	9-3	32-20	2	1.0 Tribe (2-3)	Keppen (4-4)	Wise (1)	5,825	2:52
53	7/26	at Madison	W	5-3	33-20	T2	1.0 Forney (7-0)	Taylor (6-4)	Ochsner (5)	977	2:50
54	7/27	at Madison	W	11-10 (15)	34-20	T1	- Anderson (6-3)	Moore (0-2)		1,407	5:20
55	7/28	at Madison	L	8-3	34-21	T2	1.0 S. Deremer (3-3)	Onley (3-5)		1,668	2:20
56	7/29	at Sioux Falls	L	8-7 (12)	34-22	3	2.0 Pearson (2-2)	Paull (1-2)		2,862	4:28
57	7/30	at Sioux Falls	W	10-3	35-22	T2	2.0 Anderson (7-3)	Veniard (1-3)	Guehne (7)	3,712	3:24
58	7/31	at Sioux Falls	W	6-2	36-22	2	2.0 Forney (8-0)	Mercedes (2-6)		4,058	2:27
59	8/04	SIoux CITY	L	6-5	36-23	2	3.0 Marchesano (5-3)	Onley (3-6)	Fahs (12)	5,126	3:07
60	8/05	SIoux CITY	L	4-3	36-24	T2	4.0 Kosek (2-0)	Guehne (3-3)	Fahs (13)	4,567	2:47
61	8/07	St. Paul	W	4-3	37-24	3	4.0 Anderson (8-3)	Zwirchitz (0-4)	Gooden (1)	5,811	2:44
62	8/08	St. Paul	L	16-1	37-25	3	4.0 Mota (3-7)	Hurtado (0-2)		5,219	3:29
63	8/09	St. Paul	L	3-1	37-26	3	5.0 Sw inburnson (5-3)	Onley (3-7)	Wright (12)	5,420	3:04
64	8/10 (1)	at Sioux City	L	14-0	37-27	T3	5.0 Ponte (6-2)	Forney (8-1)			2:38
65	8/10 (2)	at Sioux City	W	12-8 (7)	38-27	3	4.0 Keppen (5-4)	Kosek (2-1)	Gooden (2)	3,253	3:06
66	8/11	at Sioux City	L	15-6	38-28	3	5.0 Patino (6-2)	Forney (8-2)		3,070	3:07
67	8/12	at Sioux City	L	17-4	38-29	3	6.0 Marchesano (7-3)	Anderson (8-4)		2,405	2:49
68	8/13	Fargo-Moorhead	W	12-11	39-29	3	6.0 Guehne (4-3)	Schmidt (3-5)		5,611	3:38
69	8/14	Fargo-Moorhead	L	9-8	39-30	3	6.0 Jersild (7-4)	Onley (3-8)	Schmidt (6)	6,144	2:59
70	8/15	Fargo-Moorhead	L	10-6	39-31	T3	6.0 Fletschock (6-4)	Keppen (5-5)		6,412	2:55
71	8/16	Fargo-Moorhead	L	9-8	39-32	T3	7.0 Salevold (9-1)	Viano (0-1)	Schmidt (7)	6,395	3:15
72	8/17	at St. Paul	W	8-5	40-32	T3	6.0 Anderson (9-4)	Mota (3-8)		6,329	3:02
73	8/18	at St. Paul	L	3-2	40-33	T3	6.0 Bell (3-5)	Osborn (0-1)	Wright (13)	6,329	2:35
74	8/19	at St. Paul	W	7-4	41-33	3	5.0 Onley (4-8)	Gulin (8-2)	Gooden (3)	6,329	3:00
75	8/20	at Duluth-Superior	W	18-6	42-33	3	5.0 Keppen (6-5)	Brand (3-7)		1,627	2:58
76	8/21	at Duluth-Superior	W	7-4	43-33	3	5.0 Forney (9-2)	Wagner (4-6)	Gooden (4)	2,550	2:54
77	8/23	at Duluth-Superior	L	4-3	43-34	3	6.0 Stockstill (5-7)	Anderson (9-5)	Benesh (1)	1,323	2:14
78	8/24	Schaumburg	L	4-2	43-35	T3	6.5 Castillo (6-5)	Viano (0-2)	Lopez (2)	6,415	2:50
79	8/25	Schaumburg	W	7-2	44-35	T3	6.5 Onley (5-8)	Caruso (3-1)		6,425	2:15
80	8/26	Schaumburg	W	5-4	45-35	T3	6.5 Keppen (7-5)	Genke (5-6)	Guehne (8)	6,425	2:46
81	8/27	Duluth-Superior	L	2-0	45-36	T3	7.0 Stockstill (6-7)	Forney (9-3)		6,425	2:16
82	8/28	Duluth-Superior	L	5-0	45-37	T3	7.0 Williams (4-4)	Anderson (9-6)	Benesh (2)	6,425	2:29
83	8/29	Duluth-Superior	W	10-6	46-37	3	7.0 Gooden (1-0)	Benesh (3-2)		6,425	2:58
84	8/30	at Fargo-Moorhead	W	2-1	47-37	3	7.0 Osborn (1-1)	Jersild (7-6)		3,952	2:10
85	8/31	at Fargo-Moorhead	L	7-4	47-38	3	8.0 Duffy (2-0)	Onley (5-9)		4,294	2:23
86	9/01	at Fargo-Moorhead	W	3-2	48-38	3	8.0 Viano (1-2)	Bou (0-4)	Guehne (9)	3,948	2:48

1999 WINNIPEG GOLDEYES STATISTICS

* indicates left-handed batter or left-handed pitcher
indicates switch-hitter

BATTER	Age	G	PA	AB	R	H	2B	3B	HR	RBI	SB	CS	BB	SO	BA	OBP	SLG	OPS	TB	GDP	HBP	SH	SF	IBB
Art Baeza	25	42	165	151	28	45	8	1	4	18	2	2	10	14	0.298	0.344	0.444	0.787	67	1	1	2	1	0
Russell Chandler*	23	6	19	18	1	3	0	0	0	1	0	0	1	3	0.167	0.211	0.167	0.377	3	1	0	0	0	0
Jeff Danton	24	10	15	11	4	2	1	0	0	1	0	0	3	4	0.182	0.357	0.273	0.630	3	0	0	1	0	0
Brian Duva#	26	72	349	316	45	91	11	7	1	39	23	10	20	27	0.288	0.328	0.377	0.704	119	13	2	4	7	1
Darin Everson*	28	86	381	333	60	102	20	1	12	69	1	2	33	52	0.306	0.388	0.480	0.869	160	8	13	0	2	2
Blaine Fortin	21	5	4	4	0	2	0	0	0	0	0	0	0	1	0.500	0.500	0.500	1.000	2	0	0	0	0	0
Troy Fortin	24	62	244	201	44	65	21	1	6	39	1	0	36	18	0.323	0.430	0.527	0.957	106	5	3	2	2	0
Ned French	23	10	25	24	2	2	0	0	0	1	0	1	1	3	0.083	0.120	0.083	0.203	2	0	0	0	0	0
Sean Hearn*	28	62	270	237	36	59	14	0	10	41	5	2	32	52	0.249	0.337	0.435	0.772	103	4	0	0	1	5
Dw ayne Hosey#	32	58	253	206	47	68	18	2	6	46	6	8	41	27	0.330	0.439	0.524	0.963	108	3	2	0	4	1
Chris Kokinda*	26	86	408	337	66	96	18	1	3	39	9	4	44	31	0.285	0.390	0.371	0.761	125	8	16	8	3	2
Nolan Lane	31	73	310	265	41	69	14	2	12	46	4	5	35	62	0.260	0.345	0.464	0.809	123	7	3	0	7	1
Tripp MacKay#	25	46	176	134	22	33	5	2	0	25	1	1	29	11	0.246	0.375	0.313	0.688	42	7	1	8	4	2
Eric Matthews	23	41	133	115	9	26	3	0	0	9	0	0	7	29	0.226	0.321	0.252	0.573	29	1	9	2	0	0
Brian Myrow *	22	22	80	67	11	19	7	0	1	15	0	0	12	15	0.284	0.400	0.433	0.833	29	2	1	0	0	0
Marty Neff	29	19	86	79	19	22	6	0	7	21	0	0	6	12	0.278	0.337	0.620	0.957	49	2	1	0	0	0
Scott Neiles	37	1	4	3	2	1	0	0	0	0	0	0	1	0	0.333	0.500	0.333	0.833	1	0	0	0	0	0
K.P. Paull	26	17	1	1	0	1	0	0	0	0	0	0	0	0	1.000	1.000	1.000	2.000	1	0	0	0	0	0
Brent Sachs	24	78	332	290	56	81	10	9	6	44	21	3	31	53	0.279	0.352	0.438	0.789	127	7	4	2	5	3
Chad Thornhill#	26	39	173	150	28	44	3	4	0	18	3	1	20	25	0.293	0.384	0.367	0.750	55	4	2	1	0	1
Mike Trahan	24	10	38	34	2	9	2	0	0	6	0	1	2	6	0.265	0.324	0.324	0.648	11	1	1	1	0	0
21 Players	26.6	86	3466	2976	523	840	161	30	68	478	76	40	364	445	0.282	0.368	0.425	0.793	1265	74	59	31	36	18

PITCHER	Age	W	L	W-L%	ERA	G	GS	GF	CG	SHO	SV	IP	H	R	ER	HR	BB	IBB	SO	HBP	BK	WP	BF	WHIP	H9	HR9	BB9	SO9	SO/W
Eric Anderson	24	9	6	0.600	4.81	18	17	1	1	0	0	110.1	121	65	59	9	36	1	66	1	1	6	472	1.42	9.9	0.7	2.9	5.4	1.8
John Arnold*	23	0	1	0.000	14.54	4	1	1	0	0	0	4.1	9	8	7	2	5	0	5	1	0	0	27	3.23	18.7	4.2	10.4	10.4	1.0
Norm Bates*	24	2	0	1.000	5.40	3	0	0	0	0	0	3.1	6	2	2	1	1	0	1	0	1	0	17	2.10	16.2	2.7	2.7	2.7	1.0
Jamie Bettens	20	0	0		6.35	3	0	1	0	0	0	5.2	8	5	4	2	5	0	2	0	0	1	29	2.29	12.7	3.2	7.9	3.2	0.4
Noah Bow man	23	3	1	0.750	7.09	21	2	12	0	0	0	45.2	71	41	36	5	19	0	22	9	0	11	223	1.97	14.0	1.0	3.7	4.3	1.2
Scooter Cushman	27	0	0		7.88	7	0	3	0	0	0	8.0	8	9	7	2	3	0	6	0	0	3	37	1.38	9.0	2.2	3.4	6.8	2.0
Rick Forney	27	9	3	0.750	2.13	13	12	1	0	0	0	84.1	93	30	20	5	13	0	62	3	0	4	351	1.26	9.9	0.5	1.4	6.6	4.8
Blaine Fortin	21	0	0		5.06	3	0	2	0	0	0	5.1	6	3	3	1	3	0	2	0	0	0	24	1.69	10.1	1.7	5.1	3.4	0.7
Derek Gooden	24	1	0	1.000	2.61	11	0	8	0	0	4	10.1	8	5	3	1	6	1	14	0	1	0	45	1.36	7.0	0.9	5.2	12.2	2.3
Dan Guehne*	27	4	3	0.571	3.27	35	0	19	0	0	9	41.1	41	21	15	3	17	0	28	1	1	2	186	1.40	8.9	0.7	3.7	6.1	1.7
Victor Hurtado	22	0	2	0.000	8.90	7	7	0	0	0	0	31.1	52	34	31	9	7	0	16	3	0	1	152	1.88	14.9	2.6	2.0	4.6	2.3
Jeff Keppen	25	7	4	0.636	4.59	16	15	0	1	0	0	96.0	97	62	49	7	51	2	81	8	0	2	428	1.54	9.1	0.7	4.8	7.6	1.6
Joe Montgomery	26	0	0		2.25	5	0	3	0	0	0	4.0	4	5	1	0	3	0	1	0	0	0	20	1.75	9.0	0.0	6.8	2.2	0.3
Alan Ochsner	23	2	0	1.000	0.96	17	0	9	0	0	5	28.0	24	3	3	0	10	2	32	1	0	0	118	1.21	7.7	0.0	3.2	10.3	3.2
Shaw n Onley	24	5	9	0.357	5.19	18	18	0	3	1	0	126.2	133	85	73	10	49	3	103	7	1	6	564	1.44	9.4	0.7	3.5	7.3	2.1
Josh Osborn	23	1	1	0.500	7.25	6	1	3	0	0	0	22.1	30	18	18	2	8	0	15	0	0	3	102	1.70	12.1	0.8	3.2	6.0	1.9
K.P. Paull	26	1	2	0.333	4.60	16	0	8	0	0	1	29.1	33	17	15	2	10	1	14	4	0	3	135	1.47	10.1	0.6	3.1	4.3	1.4
Dave Spykstra	25	0	0		12.15	4	0	1	0	0	0	6.2	12	14	9	1	7	0	8	0	0	4	40	2.85	16.2	1.4	9.4	10.8	1.1
Earl Steinmetz	28	2	1	0.667	4.40	5	5	0	0	0	0	30.2	35	20	15	1	11	1	29	2	0	1	139	1.50	10.3	0.3	3.2	8.5	2.6
Jake Viano	25	1	2	0.333	5.48	5	3	1	0	0	0	23.0	27	15	14	2	14	1	16	0	0	0	109	1.78	10.6	0.8	5.5	6.3	1.1
Juan Williams*	25	1	0	1.000	2.02	2	2	0	0	0	0	13.1	12	5	3	1	4	0	11	0	0	1	54	1.20	8.1	0.7	2.7	7.4	2.8
Andy Wise	28	0	3	0.000	7.84	4	3	0	0	0	0	20.2	32	19	18	2	3	0	8	0	0	1	95	1.69	13.9	0.9	1.3	3.5	2.7
Jamie Ybarra	28	0	0		2.51	10	0	8	0	0	6	14.1	10	4	4	2	14	0	15	0	0	1	64	1.67	6.3	1.3	8.8	9.4	1.1
23 Players	25	48	38	0.558	4.80	86	86	81	5	3	25	765.0	872	490	408	70	299	12	557	40	5	50	3431	1.53	10.3	0.8	3.5	6.6	1.9



Brian Myrow became the first former Goldeyes' position player to reach the Major Leagues. Myrow began his professional career with Winnipeg in 1999.

2000 WINNIPEG GOLDEYES GAME-BY-GAME

- CAPS indicate series sweeps

GM	DATE	OPPONENT	RES	SCORE	REC	POS	GB WINNER	LOSER	SAVE	ATT	TIME
1	5/26	SIoux FALLS	W	2-0	1-0	T1	- Forney (1-0)	Veniard (0-1)	Onley (1)	6,616	1:59
2	5/27	SIoux FALLS	W	3-1	2-0	T1	- Conner (1-0)	Hyde (0-1)	Ochsner (1)	6,375	2:00
3	5/28	SIoux FALLS	W	7-3	3-0	1	0.5 Keppen (1-0)	Garcia (0-1)		6,266	2:36
4	5/30	at Sioux City	L	3-2	3-1	2	0.5 Patino (2-0)	Guehne (0-1)	Fahs (1)	2,033	2:18
5	5/31	at Sioux City	L	6-5	3-2	2	1.0 Marchesano (1-1)	Forney (1-1)	Fahs (2)	1,963	2:33
6	6/01	at Sioux City	W	8-6 (11)	4-2	2	0.5 Ochsner (1-0)	Patino (2-1)		2,438	3:20
7	6/02	at SIoux FALLS	L	7-6	4-3	T2	1.5 Moody (1-0)	Guehne (0-2)		4,546	3:00
8	6/03	at SIoux FALLS	L	6-5	4-4	2	2.0 Pearson (1-0)	Smith (0-1)	Maskivish (1)	4,321	3:23
9	6/04	at SIoux FALLS	L	13-9	4-5	3	3.5 Reid (1-1)	Onley (0-1)		4,212	3:02
10	6/06	Fargo-Moorhead	L	6-5	4-6	3	4.5 Salvevold (2-0)	Forney (1-2)	Schmidt (3)	6,018	2:41
11	6/07	Fargo-Moorhead	L	9-8	4-7	4	5.5 Anderson (1-0)	Ochsner (1-1)		6,266	3:04
12	6/08	Fargo-Moorhead	W	3-2	5-7	3	4.5 Keppen (2-0)	Pearson (2-1)	Ochsner (2)	6,670	2:50
13	6/09	at Duluth-Superior	W	5-3	6-7	3	4.5 Onley (1-1)	Macey (0-2)	Ochsner (3)	1,286	3:10
14	6/10	at Duluth-Superior	L	8-7	6-8	3	5.5 Sw iatkiewicz (4-0)	Walsh (0-1)	Gooden (1)	711	2:57
15	6/11	at Duluth-Superior	L	7-3	6-9	3	5.5 Bond (1-0)	Forney (1-3)		1,257	2:22
16	6/12	at ST. PAUL	W	10-6	7-9	3	5.0 Conner (2-0)	Milacki (3-1)	Guehne (1)	6,329	2:51
17	6/13	at ST. PAUL	W	10-1	8-9	3	5.0 Keppen (3-0)	Griffiths (0-1)		6,329	2:56
18	6/14	at ST. PAUL	W	8-3	9-9	3	5.0 Onley (2-1)	Thoms (1-2)		7,197	2:47
19	6/16	SCHAUMBURG	W	6-1	10-9	3	4.5 Forney (2-3)	Knollin (0-2)	Smith (1)	6,426	2:47
20	6/17	SCHAUMBURG	W	5-4	11-9	3	4.5 Ochsner (2-1)	Maleski (0-1)		6,623	2:37
21	6/18	SCHAUMBURG	W	5-4 (10)	12-9	3	3.5 Ochsner (3-1)	Lima (1-1)		6,636	2:58
22	6/19	St. Paul	W	8-1	13-9	3	3.5 Onley (3-1)	Griffiths (0-2)		5,848	2:28
23	6/21 (1)	St. Paul	L	7-4	13-10	3	4.0 Sw inburnson (3-0)	Osborn (0-1)			2:57
24	6/21 (2)	St. Paul	W	9-3 (7)	14-10	T2	3.5 Orga (1-0)	Mazur (0-2)		6,029	2:22
25	6/22	at Fargo-Moorhead	W	8-6	15-10	T2	2.5 Zulyniak (1-0)	Schmidt (2-2)	Ochsner (4)	4,381	2:58
26	6/23	at Fargo-Moorhead	L	7-5	15-11	3	3.5 Bittiger (2-1)	Keppen (3-1)		3,710	3:11
27	6/24	at Fargo-Moorhead	W	6-5	16-11	2	2.5 Onley (4-1)	Hooper (2-2)	Ochsner (5)	4,309	2:34
28	6/25	at Fargo-Moorhead	L	7-4	16-12	3	3.5 Fletschock (3-0)	Orga (1-1)	Schmidt (7)	3,568	3:11
29	6/26	Duluth-Superior	L	9-2	16-13	3	4.0 Romero (2-2)	Forney (2-4)		5,866	2:34
30	6/27	Duluth-Superior	L	11-5	16-14	3	4.0 Doyle (4-0)	Conner (2-1)		6,083	3:10
31	6/28	Duluth-Superior	W	8-3	17-14	3	4.0 Keppen (4-1)	Finnegan (0-1)		6,616	2:46
32	6/30 (1)	at Madison	W	5-3 (7)	18-14	3	3.0 Onley (5-1)	Alexander (1-1)	Ochsner (6)		2:16
33	6/30 (2)	at Madison	W	3-0 (7)	19-14	3	3.0 Smith (1-1)	Deremer (3-4)		3,101	1:59
34	7/01	at Madison	L	7-0	19-15	3	3.0 Fitts (3-2)	Conner (2-2)		2,032	2:28
35	7/03	at Schaumburg	L	7-3	19-16	3	4.0 Parsons (3-4)	Keppen (4-2)	Maleski (2)	7,364	2:42
36	7/04	at Schaumburg	W	7-2	20-16	3	4.0 Orga (2-1)	Castillo (2-3)		6,416	3:10
37	7/05	at Schaumburg	W	4-2	21-16	3	4.0 Onley (6-1)	Bedinger (3-2)		4,038	2:22
38	7/07	Madison	W	10-9 (10)	22-16	2	4.5 Guehne (1-2)	Heflin (0-1)		6,334	3:34
39	7/08	Madison	W	7-5	23-16	2	3.5 Keppen (5-2)	Cain (1-3)	Guehne (2)	6,701	2:45
40	7/09	Madison	L	6-4	23-17	2	4.5 Taylor (2-6)	Orga (2-2)	Moore (2)	6,766	2:38
41	7/10	Sioux City	L	5-4	23-18	2	4.0 Hill (3-2)	Onley (6-2)	Fahs (8)	6,266	2:35
42	7/11	Sioux City	W	7-4	24-18	2	3.5 Conner (3-2)	Marchesano (4-5)	Ochsner (7)	6,056	2:49
43	7/12	Sioux City	L	4-1	24-19	3	4.0 Calvert (4-4)	Smith (1-2)	Fahs (9)	6,770	2:15
44	7/14	at SCHAUMBURG	W	9-8	25-19	T1	- Keppen (6-2)	Parsons (3-5)	Ochsner (8)	6,234	3:06
45	7/15	at SCHAUMBURG	W	9-4	26-19	T1	- Onley (7-2)	Castillo (3-4)		6,818	2:40
46	7/16	at SCHAUMBURG	W	6-2	27-19	1	1.0 Orga (3-2)	Bedinger (3-4)		7,048	2:32
47	7/17	at Madison	L	5-3	27-20	1	0.5 Deremer (4-5)	Conner (3-3)	Heflin (8)	422	2:14
48	7/18	at Madison	L	13-10	27-21	2	0.5 Fitts (5-2)	Plantenberg (0-1)	Heflin (9)	649	3:04
49	7/19	at Madison	W	1-0	28-21	2	0.5 Keppen (7-2)	Cain (1-5)		1,334	2:42
50	7/21	Schaumburg	L	9-1	28-22	2	1.0 Castillo (4-4)	Onley (7-3)		6,678	2:34
51	7/22	Schaumburg	W	8-5 (14)	29-22	T1	- Guehne (2-2)	Maleski (0-3)		6,657	4:23
52	7/23	Schaumburg	L	3-2	29-23	T1	- Haas (1-0)	Conner (3-4)		6,560	2:35
53	7/24	Sioux Falls	W	11-4	30-23	1	1.0 Keppen (8-2)	Veniard (4-6)		6,027	2:50
54	7/25	Sioux Falls	L	8-5	30-24	T1	- Hyde (4-6)	Plantenberg (0-2)	Fleetham (2)	6,290	2:55
55	7/26	Sioux Falls	W	6-5 (10)	31-24	1	1.0 Ochsner (4-1)	Siciliano (2-7)		6,510	3:04
56	7/28	at Fargo-Moorhead	L	8-1	31-25	T1	- Fletschock (5-2)	Orga (3-3)		4,852	2:39
57	7/29	at Fargo-Moorhead	L	6-3	31-26	T2	1.0 Pearson (8-2)	Conner (3-5)	Schmidt (15)	4,996	2:58
58	7/30	at Fargo-Moorhead	W	3-1	32-26	T1	- Keppen (9-2)	Rohrbach (2-2)		4,436	2:34
59	8/02	MADISON	W	3-0	33-26	T1	- Orga (4-3)	Cain (1-6)		6,342	1:53
60	8/03	MADISON	W	7-3	34-26	T1	- Conner (4-5)	Lewis (6-5)	Ochsner (9)	6,344	3:03
61	8/04	MADISON	W	11-6	35-26	T1	- Alexander (2-1)	Taylor (4-8)		5,963	2:45
62	8/05	Fargo-Moorhead	W	9-3	36-26	1	1.0 Onley (8-3)	Miller (6-2)		6,673	2:58
63	8/06	Fargo-Moorhead	L	8-6	36-27	T1	- Hooper (5-3)	Keppen (9-3)	Schmidt (18)	6,682	2:59
64	8/07	Fargo-Moorhead	L	5-4	36-28	2	1.0 Salvevold (6-3)	Ochsner (4-2)		6,515	2:21
65	8/08	at Sioux Falls	W	19-1	37-28	T1	- Conner (5-5)	Veniard (4-8)		3,152	2:49
66	8/09	at Sioux Falls	W	5-3	38-28	1	1.0 Dixon (1-0)	Siciliano (2-9)		3,391	2:36
67	8/10	at Sioux Falls	L	4-1	38-29	T1	- Hyde (7-6)	Onley (8-4)		3,796	2:07
68	8/11	at Sioux City	W	5-4	39-29	1	1.0 Ochsner (5-2)	Fahs (3-3)	Smith (2)	3,147	3:04
69	8/12	at Sioux City	W	8-3	40-29	1	1.0 Orga (5-3)	Patino (4-6)		2,554	3:03
70	8/13	at Sioux City	L	9-3	40-30	1	1.0 Bland (1-0)	Guehne (2-3)		2,250	2:55
71	8/15	Duluth-Superior	L	13-6	40-31	1	1.0 Sw iatkiewicz (11-4)	Dixon (1-1)		6,761	3:24
72	8/16	Duluth-Superior	L	12-4	40-32	1	0.5 Doyle (9-2)	Onley (8-5)	Montgomery (2)	6,750	3:52
73	8/17	Duluth-Superior	W	5-4	41-32	T1	- Keppen (10-3)	Gonzalez (0-5)	Smith (3)	6,772	2:46
74	8/18	at St. Paul	L	2-1	41-33	2	1.0 Short (1-4)	Ochsner (5-3)		6,444	3:00
75	8/19	at St. Paul	W	5-3	42-33	T1	- Conner (6-5)	Mazur (1-8)	Smith (4)	6,447	2:56
76	8/20	at St. Paul	L	12-6	42-34	T1	- Fieldbinder (1-0)	Dixon (1-2)		6,440	2:53
77	8/21	at Duluth-Superior	W	10-3	43-34	1	0.5 Onley (9-5)	Doyle (9-3)		1,714	3:05
78	8/22	at Duluth-Superior	L	9-1	43-35	2	0.5 Gonzalez (1-5)	Keppen (10-4)		3,591	2:44
79	8/23	at Duluth-Superior	W	9-4	44-35	1	0.5 Orga (6-3)	Romero (7-6)		3,727	2:34
80	8/25	ST. PAUL	W	7-5	45-35	1	1.0 Conner (7-5)	Mazur (1-9)	Smith (5)	6,737	2:28
81	8/26	ST. PAUL	W	11-8	46-35	1	1.0 Ochsner (6-3)	Berroa (0-1)	Smith (6)	6,787	2:53
82	8/27	ST. PAUL	W	5-2	47-35	1	1.0 Keppen (11-4)	Thoms (6-7)		6,786	2:28
83	8/29	Sioux City	L	4-2	47-36	1	1.0 Marchesano (6-8)	Orga (6-4)	Bland (6)	6,751	3:05
84	8/31 (1)	Sioux City	L	12-9	47-37	T1	- Hill (5-8)	Ochsner (6-4)		6,297	3:14
85	8/31 (2)	Sioux City	L	1-0	47-38	2	1.0 Calvert (9-8)	Onley (9-6)	Wise (1)	6,630	2:24
86	9/01	Sioux City	W	4-2	48-38	2	1.0 Zulyniak (2-0)	Busby (2-1)	Smith (7)	6,770	2:13

2000 WINNIPEG GOLDEYES STATISTICS

* indicates left-handed batter or left-handed pitcher

indicates switch-hitter

BATTER	Age	G	PA	AB	R	H	2B	3B	HR	RBI	SB	CS	BB	SO	BA	OBP	SLG	OPS	TB	GDP	HBP	SH	SF	IBB
Bryan Britt	25	9	41	39	4	5	2	0	0	3	0	0	0	15	0.128	0.146	0.179	0.326	7	0	1	0	1	0
Bobby Brown	26	84	357	331	46	99	19	3	3	47	4	2	19	47	0.299	0.339	0.402	0.741	133	8	2	3	2	1
Juan Bruzon*	27	35	113	99	10	23	5	0	1	16	1	0	9	9	0.232	0.297	0.313	0.610	31	3	1	2	2	0
Wes Chamberlain	34	84	384	330	60	108	23	0	14	80	11	0	32	32	0.327	0.396	0.524	0.920	173	13	12	0	10	5
Jason Copeland	23	3	6	6	1	1	0	0	0	0	1	0	0	1	0.167	0.167	0.167	0.333	1	0	0	0	0	0
Brian Duva#	27	80	383	338	77	103	20	2	3	23	40	12	38	33	0.305	0.377	0.402	0.780	136	7	2	4	1	1
Josh Fauske	26	41	171	146	22	40	7	1	3	22	0	1	19	27	0.274	0.355	0.397	0.752	58	3	1	2	3	0
Troy Fortin	25	22	92	76	12	19	4	0	1	7	1	1	12	5	0.250	0.359	0.342	0.701	26	3	2	0	2	0
Steve Hagins	25	14	50	48	3	11	3	0	0	6	2	0	1	12	0.229	0.240	0.292	0.532	14	1	0	0	1	0
Alexis Hernandez	27	48	192	178	28	51	10	1	7	25	2	0	8	25	0.287	0.325	0.472	0.797	84	3	3	1	2	0
Jack Jones	25	77	312	272	42	75	15	2	9	40	6	1	25	62	0.276	0.344	0.445	0.789	121	7	6	4	5	1
Ryan Jones	25	63	286	247	40	64	13	1	13	47	3	2	30	43	0.259	0.346	0.478	0.824	118	5	5	0	4	0
Chuck Klee	23	34	106	95	15	24	5	0	4	17	1	1	5	24	0.253	0.297	0.432	0.729	41	1	1	5	0	0
Matt Mason	22	3	5	5	1	0	0	0	0	0	0	0	0	2	0.000	0.000	0.000	0.000	0	0	0	0	0	0
Brian Myrow*	23	60	239	190	26	58	14	2	4	29	1	0	42	37	0.305	0.439	0.463	0.902	88	2	5	0	2	2
Marty Neff	30	30	129	117	14	31	6	0	2	16	1	1	6	13	0.265	0.318	0.368	0.685	43	3	4	0	2	0
Warren Newson*	35	7	30	26	2	5	1	0	1	2	0	0	3	9	0.192	0.267	0.346	0.613	9	2	0	0	1	0
Jose Nunez	24	15	24	24	4	5	0	0	0	4	1	0	0	2	0.208	0.208	0.208	0.417	5	0	0	0	0	0
Mike Pilger	23	8	17	13	2	1	0	0	1	2	0	0	3	4	0.077	0.235	0.308	0.543	4	0	0	0	1	0
Peter Prodanov	26	21	85	72	14	21	2	0	4	5	7	1	11	8	0.292	0.386	0.486	0.872	35	0	0	2	0	0
Gary Villacres#	25	82	388	320	57	95	12	2	4	40	22	8	42	38	0.297	0.396	0.384	0.780	123	7	11	14	1	0
21 Players	26.6	86	3410	2972	480	839	161	14	74	431	104	30	305	448	0.282	0.356	0.421	0.776	1250	68	56	37	40	10

PITCHER	Age	W	L	W-L%	ERA	G	GS	GF	CG	SHO	SV	IP	H	R	ER	HR	BB	IBB	SO	HBP	BK	WP	BF	WHIP	H9	HR9	BB9	SO9	SO/W
Jordy Alexander*	23	1	0	1.000	3.60	11	1	3	0	0	0	20.0	22	9	8	1	4	1	20	2	0	2	84	1.30	9.9	0.4	1.8	9.0	5.0
Scott Conner	28	7	5	0.583	4.15	21	19	0	2	0	0	136.2	140	79	63	15	52	0	81	7	0	6	594	1.41	9.2	1.0	3.4	5.3	1.6
Tim Dixon*	28	1	2	0.333	10.38	4	3	1	0	0	0	13.0	24	16	15	4	6	0	10	0	0	1	68	2.31	16.6	2.8	4.2	6.9	1.7
Rick Forney	28	2	4	0.333	5.40	7	7	0	0	0	0	40.0	44	28	24	5	9	0	32	4	0	3	179	1.33	9.9	1.1	2.0	7.2	3.6
Joe Goodmann	23	0	0		9.00	3	0	2	0	0	0	3.0	4	3	3	1	2	0	4	0	0	1	15	2.00	12.0	3.0	6.0	12.0	2.0
Dan Guehne*	28	2	3	0.400	7.92	27	0	13	0	2	25.0	43	24	22	8	8	3	17	1	0	1	129	2.04	15.5	2.9	2.9	6.1	2.1	
Joe Isaacson*	22	0	0		5.50	13	0	8	0	0	0	18.0	26	14	11	0	5	1	13	1	0	1	84	1.72	13.0	0.0	2.5	6.5	2.6
Jeff Keppen	26	11	4	0.733	3.38	19	18	0	3	1	0	130.1	112	61	49	13	49	1	117	3	1	8	546	1.24	7.7	0.9	3.4	8.1	2.4
Alan Ochsner	24	6	4	0.600	4.81	28	0	21	0	9	33.2	34	21	18	3	9	4	36	3	1	3	148	1.28	9.1	0.8	2.4	9.6	4.0	
Shawn Onley	25	9	6	0.600	4.15	20	18	1	2	0	1	123.2	98	65	57	8	51	1	73	10	0	1	529	1.21	7.1	0.6	3.7	5.3	1.4
Kevin Orga	23	6	4	0.600	2.94	14	12	0	2	1	0	88.2	62	32	29	12	28	0	68	2	0	1	351	1.02	6.3	1.2	2.8	6.9	2.4
Josh Osborn	24	0	1	0.000	5.47	13	0	2	0	0	0	24.2	35	17	15	2	6	0	16	3	0	0	112	1.66	12.8	0.7	2.2	5.8	2.7
Erik Plantenberg*	31	0	2	0.000	11.81	4	2	0	0	0	0	10.2	23	15	14	3	5	0	10	0	0	4	60	2.63	19.4	2.5	4.2	8.4	2.0
Peter Prodanov	26	0	0		4.50	1	0	1	0	0	0	2.0	1	1	1	0	1	0	0	0	0	1	8	1.00	4.5	0.0	4.5	0.0	0.0
Donnie Smith	27	1	2	0.333	2.23	23	3	14	1	1	7	40.1	28	11	10	4	12	0	42	1	0	1	163	0.99	6.2	0.9	2.7	9.4	3.5
Trad Sokol*	23	0	0		10.00	4	1	1	0	0	0	9.0	12	10	10	3	1	0	4	0	0	0	40	1.44	12.0	3.0	1.0	4.0	4.0
Steve Walsh	22	0	1	0.000	7.71	4	2	0	0	0	0	11.2	14	11	10	3	12	1	8	2	0	1	61	2.23	10.8	2.3	9.3	6.2	0.7
Brent Zulyniak	24	2	0	1.000	5.87	23	0	10	0	0	0	30.2	35	22	20	6	18	0	12	2	0	5	141	1.73	10.3	1.8	5.3	3.5	0.7
18 Players	25.5	48	38	0.558	4.48	86	86	76	10	4	19	759.0	756	438	378	91	277	12	563	41	2	39	3304	1.36	9.0	1.1	3.3	6.7	2.0



Brian Duva's 180 stolen bases from 1995-2000 remain a Goldeyes' franchise record.

2001 WINNIPEG GOLDEYES STATISTICS

* indicates left-handed batter or left-handed pitcher

indicates switch-hitter

BATTER	Age	G	PA	AB	R	H	2B	3B	HR	RBI	SB	CS	BB	SO	BA	OBP	SLG	OPS	TB	GDP	HBP	SH	SF	IBB
Jason Breland	23	7	5	5	1	0	0	0	0	0	0	0	0	1	0.000	0.000	0.000	0.000	0	0	0	0	0	0
Bobby Brown	27	85	349	330	36	88	18	2	1	40	3	3	10	39	0.267	0.292	0.342	0.634	113	7	2	6	1	0
Antuan Bunkley	25	19	80	74	9	21	3	0	1	9	0	0	5	12	0.284	0.338	0.365	0.702	27	1	1	0	0	0
Matt Cano*	28	10	35	33	5	5	1	0	0	1	0	0	2	6	0.152	0.200	0.182	0.382	6	2	0	0	0	0
Carmine Cappuccino*	31	90	420	379	70	136	39	1	9	80	10	4	30	52	0.359	0.417	0.538	0.955	204	7	9	0	2	7
Jason Clark*	26	17	72	63	14	17	0	2	1	6	2	1	7	14	0.270	0.352	0.381	0.733	24	1	1	1	0	0
Dustin Delucchi*	23	5	16	15	4	3	1	0	0	2	0	0	0	3	0.200	0.250	0.267	0.517	4	0	1	0	0	0
Kory Doan	22	41	103	96	14	26	2	0	1	8	3	1	4	18	0.271	0.311	0.323	0.634	31	3	2	0	1	0
Cip Garcia	22	4	6	6	0	0	0	0	0	0	0	0	0	2	0.000	0.000	0.000	0.000	0	0	0	0	0	0
Tim Garland	30	15	70	64	12	15	2	0	0	5	0	2	4	8	0.234	0.290	0.266	0.555	17	0	1	1	0	0
William Gieler	21	5	15	12	0	2	0	0	0	1	0	1	0	6	0.167	0.154	0.167	0.321	2	0	0	2	1	0
Steve Goodell	26	15	67	57	7	13	4	1	0	1	1	0	9	11	0.228	0.328	0.333	0.662	19	3	0	0	1	0
Derek Kopacz	26	20	84	70	13	16	1	0	4	9	1	0	12	17	0.229	0.357	0.414	0.771	29	2	2	0	0	0
A.J. Leday	28	45	201	185	36	79	12	3	9	46	3	2	8	17	0.427	0.468	0.670	1.138	124	5	7	0	1	0
Mike Meggers	30	43	198	181	22	40	7	0	12	39	1	0	11	42	0.221	0.268	0.459	0.726	83	1	2	0	4	1
Brian Myrow*	24	25	122	88	27	34	9	0	10	36	2	0	31	11	0.386	0.549	0.830	1.379	73	1	2	0	1	0
Luis Ortiz	31	45	210	189	38	66	10	2	9	42	0	0	18	12	0.349	0.400	0.566	0.966	107	7	0	0	3	3
Garret Osilka	23	54	228	202	37	53	9	1	1	15	8	3	21	45	0.262	0.341	0.332	0.672	67	6	3	2	0	1
Eddie Pearson#	27	20	86	80	10	25	5	0	3	11	0	0	6	10	0.313	0.360	0.488	0.848	39	5	0	0	0	1
Max Poulin*	24	56	198	181	24	48	5	4	1	13	5	4	11	41	0.265	0.311	0.354	0.664	64	2	1	5	0	0
Peter Prodanov	27	71	312	272	47	87	11	2	5	33	9	4	30	37	0.320	0.390	0.430	0.820	117	8	4	2	4	0
Ryan Robertson*	28	84	349	303	37	94	18	0	7	44	1	1	38	38	0.310	0.391	0.439	0.830	133	15	4	1	3	3
Brent Sachs	26	85	411	361	76	110	23	3	11	54	17	6	39	54	0.305	0.377	0.476	0.854	172	5	5	3	3	0
Chad Thornhill#	28	1	3	3	1	0	0	0	0	0	0	0	0	0	0.000	0.000	0.000	0.000	0	0	0	0	0	0
24 Players	27.1	90	3640	3249	540	978	180	21	85	495	66	32	296	496	0.301	0.365	0.448	0.813	1455	81	47	23	25	16

PITCHER	Age	W	L	W-L%	ERA	G	GS	GF	CG	SHO	SV	IP	H	R	ER	HR	BB	IBB	SO	HBP	BK	WP	BF	WHIP	H9	HR9	BB9	SO9	SO/W
Trevor Bishop	23	0	1	0.000	17.47	2	2	0	0	0	0	5.2	12	13	11	2	3	0	9	1	0	1	35	2.65	19.1	3.2	4.8	14.3	3.0
Scott Conner	29	0	2	0.000	7.50	5	5	0	0	0	0	24.0	34	23	20	5	6	0	17	2	0	1	112	1.67	12.8	1.9	2.2	6.4	2.8
Tom Curtiss*	24	0	0		23.14	3	0	0	0	0	0	2.1	6	6	6	1	3	0	1	0	0	2	16	3.86	23.1	3.9	11.6	3.9	0.3
Tony DeJesus*	23	0	1	0.000	3.09	34	0	18	0	0	1	35.0	36	15	12	3	23	1	40	2	0	1	164	1.69	9.3	0.8	5.9	10.3	1.7
Brent Franklin*	22	5	1	0.833	4.00	13	8	1	0	0	0	54.0	56	27	24	6	19	1	41	3	0	1	237	1.39	9.3	1.0	3.2	6.8	2.2
Rafael Gross	26	14	2	0.875	2.30	18	18	0	2	0	0	121.1	102	39	31	4	12	1	88	7	2	1	469	0.94	7.6	0.3	0.9	6.5	7.3
Yasushi Hirose	26	1	1	0.500	5.92	11	0	3	0	0	0	24.1	27	17	16	5	11	1	23	1	0	1	109	1.56	10.0	1.8	4.1	8.5	2.1
Jeff Keppen	27	2	3	0.400	4.83	7	7	0	2	0	0	41.0	39	25	22	5	13	0	36	1	1	1	171	1.27	8.6	1.1	2.9	7.9	2.8
Alan Ochsner	25	4	2	0.667	4.91	39	0	11	0	0	1	47.2	52	29	26	4	18	5	50	2	0	1	211	1.47	9.8	0.8	3.4	9.4	2.8
Shawn Onley	26	11	4	0.733	3.16	19	18	0	1	0	0	128.1	122	51	45	12	28	2	109	10	1	5	535	1.17	8.6	0.8	2.0	7.6	3.9
Kevin Orga	24	2	6	0.250	5.76	10	10	0	0	0	0	54.2	70	35	35	1	23	0	28	5	1	1	254	1.70	11.5	0.2	3.8	4.6	1.2
Donnie Smith	28	2	3	0.400	4.37	35	0	9	0	0	0	55.2	61	28	27	6	12	5	56	2	0	3	239	1.31	9.9	1.0	1.9	9.1	4.7
Donnie Taylor	27	5	4	0.556	4.94	19	12	0	0	0	0	89.1	105	60	49	10	29	3	50	6	1	2	399	1.50	10.6	1.0	2.9	5.0	1.7
Steve Thomas	31	1	4	0.200	2.63	39	0	37	0	0	20	37.2	32	11	11	2	10	0	25	0	0	2	154	1.12	7.6	0.5	2.4	6.0	2.5
Chris Vendela	23	1	2	0.333	3.93	11	0	6	0	0	0	18.1	17	11	8	4	9	1	12	3	1	4	81	1.42	8.3	2.0	4.4	5.9	1.3
Trevor Wamback	24	0	1	0.000	18.00	1	1	0	0	0	0	4.0	9	9	8	1	3	0	2	0	0	1	24	3.00	20.2	2.2	6.8	4.5	0.7
Chris Webb	22	4	1	0.800	6.24	15	9	0	0	0	0	62.0	92	45	43	5	16	1	34	3	1	2	282	1.74	13.4	0.7	2.3	4.9	2.1
17 Players	26.1	52	38	0.578	4.40	90	90	85	5	4	22	805.1	872	444	394	76	238	21	621	48	8	30	3492	1.38	9.7	0.8	2.7	6.9	2.6




While he only played one season for the Goldeyes, Carmine Cappuccino's 2001 campaign remains one of the finest in club history. In addition to a .359 batting average, Cappuccino slugged 39 doubles—a Goldeyes' single-season record.

2002 WINNIPEG GOLDEYES STATISTICS

* indicates left-handed batter or left-handed pitcher
indicates switch-hitter

BATTER	Age	G	PA	AB	R	H	2B	3B	HR	RBI	SB	CS	BB	SO	BA	OBP	SLG	OPS	TB	GDP	HBP	SH	SF	IBB
Harry Berrios	30	88	402	365	83	118	18	1	21	75	3	3	27	70	0.323	0.374	0.551	0.925	201	10	5	1	4	1
Jared Boyd	22	54	184	164	23	41	1	1	1	13	1	1	11	34	0.250	0.298	0.287	0.584	47	7	1	6	2	0
Bobby Brown	28	76	291	272	22	84	7	0	0	31	3	1	14	43	0.309	0.344	0.335	0.678	91	5	1	3	1	0
Brock Buckingham	22	7	10	9	2	2	0	0	0	2	0	0	0	2	0.222	0.222	0.222	0.444	2	0	0	1	0	0
Brad Cassidy	22	6	15	14	0	0	0	0	0	0	0	0	1	0	0.000	0.067	0.000	0.067	0	0	0	0	0	0
Kory Doan	23	13	32	27	4	3	0	0	1	1	0	0	3	2	0.111	0.250	0.222	0.472	6	1	2	0	0	0
Chris Franco	25	69	282	260	30	73	9	0	7	35	1	2	13	45	0.281	0.326	0.396	0.722	103	9	6	0	3	1
Kelly Hoffer	26	8	13	12	2	2	1	0	0	0	0	0	1	4	0.167	0.231	0.250	0.481	3	0	0	0	0	0
Dan LaManna	22	7	14	14	4	5	2	0	0	2	0	0	0	5	0.357	0.357	0.500	0.857	7	0	0	0	0	0
A.J. Leday	29	10	43	37	6	7	1	0	0	1	0	0	3	4	0.189	0.302	0.216	0.519	8	1	3	0	0	0
Matty Oakes	22	5	12	11	2	2	1	0	0	1	0	0	1	1	0.182	0.250	0.273	0.523	3	0	0	0	0	0
Charles Peterson	28	45	198	186	29	70	15	4	8	41	11	1	12	28	0.376	0.414	0.629	1.043	117	6	0	0	0	2
Max Poulin*	25	78	300	274	39	75	11	4	0	23	8	3	20	47	0.274	0.324	0.343	0.667	94	4	1	4	1	0
Luis Raven	33	36	157	140	20	41	8	0	5	26	0	0	11	18	0.293	0.338	0.457	0.795	64	2	1	0	5	0
Ryan Robertson*	29	83	337	292	37	81	11	0	2	31	1	1	38	35	0.277	0.356	0.336	0.692	98	8	0	3	4	1
Pete Rose*	32	56	254	209	36	72	17	1	8	53	1	1	37	17	0.344	0.437	0.550	0.987	115	2	2	0	6	3
Brent Sachs	27	89	429	364	83	126	29	4	11	60	20	3	54	63	0.346	0.437	0.538	0.975	196	3	7	1	3	1
Matthew Sanchez*	22	32	114	105	14	25	6	0	1	10	2	0	5	14	0.238	0.283	0.324	0.607	34	6	2	1	1	0
Ira Smith	34	63	282	265	45	82	12	0	9	46	10	3	12	32	0.309	0.343	0.457	0.799	121	6	2	2	1	0
Vernon Spearman*	32	32	151	135	18	32	2	0	0	13	12	7	13	18	0.237	0.302	0.252	0.554	34	0	0	2	1	0
Denny Wagner	25	6	1	1	0	0	0	0	0	0	0	0	0	1	0.000	0.000	0.000	0.000	0	0	0	0	0	0
21 Players	28.1	89	3521	3156	499	941	151	15	74	464	73	26	276	483	0.298	0.357	0.426	0.783	1344	70	33	24	32	9

PITCHER	Age	W	L	W-L%	ERA	G	GS	GF	CG	SHO	SV	IP	H	R	ER	HR	BB	IBB	SO	HBP	BK	WP	BF	WHIP	H9	HR9	BB9	SO9	SO/W
Tony DeJesus*	24	1	1	0.500	4.64	17	0	5	0	0	0	21.1	25	14	11	0	14	0	14	1	0	2	102	1.83	10.5	0.0	5.9	5.9	1.0
Chris Franco	25	0	0			1	0	0	0	0	0	0.0	1	0	0	0	2	0	0	0	0	0	3						0.0
Rafael Gross	27	9	4	0.692	3.78	17	17	0	2	0	0	114.1	123	55	48	7	18	1	71	10	1	1	483	1.23	9.7	0.6	1.4	5.6	3.9
Kenny Henderson*	24	0	1	0.000	9.00	5	0	2	0	0	0	5.0	7	5	5	0	7	0	5	0	0	0	28	2.80	12.6	0.0	12.6	9.0	0.7
Jeff Little	22	1	1	0.500	6.91	10	1	3	0	0	0	14.1	19	13	11	0	8	1	10	1	1	1	69	1.88	11.9	0.0	5.0	6.3	1.3
Bobby Madritsch*	26	11	4	0.733	2.30	19	18	1	2	0	0	125.1	94	35	32	6	36	2	153	3	2	4	500	1.04	6.8	0.4	2.6	11.0	4.3
Scott Martin	24	5	4	0.556	5.80	23	13	8	0	0	0	85.1	115	64	55	10	22	1	45	4	1	1	393	1.61	12.1	1.1	2.3	4.7	2.1
Matt Mutcherson	23	0	0		9.00	2	0	1	0	0	0	1.0	1	1	1	0	1	0	0	0	0	0	5	2.00	9.0	0.0	9.0	0.0	0.0
Geraldo Padua	25	12	3	0.800	3.06	19	18	0	0	0	0	123.2	117	48	42	6	36	1	94	3	0	2	514	1.24	8.5	0.4	2.6	6.8	2.6
Kenny Rayborn	27	5	6	0.455	3.63	21	16	2	1	1	0	116.2	123	62	47	10	31	1	81	13	0	1	507	1.32	9.5	0.8	2.4	6.2	2.6
Brent Sachs	27	0	0		0.00	1	0	1	0	0	0	0.1	0	0	0	0	0	0	0	0	0	0	1	0.00	0.0	0.0	0.0	0.0	0.0
George Sherrill*	25	3	5	0.375	3.07	38	0	12	0	0	2	41.0	35	16	14	6	13	3	61	0	0	0	170	1.17	7.7	1.3	2.9	13.4	4.7
Donnie Smith	29	4	1	0.800	1.19	36	0	21	0	0	8	45.1	39	10	6	3	14	4	52	0	1	2	188	1.17	7.7	0.6	2.8	10.3	3.7
Steve Thomas	32	0	0		3.29	16	0	13	0	0	10	13.2	12	5	5	1	3	2	10	0	2	0	55	1.10	7.9	0.7	2.0	6.6	3.3
Denny Wagner	25	3	2	0.600	3.29	6	5	1	0	0	0	38.1	39	14	14	2	5	0	28	1	1	4	154	1.15	9.2	0.5	1.2	6.6	5.6
Chris Webb	23	2	1	0.667	1.63	36	1	14	0	0	2	49.2	42	12	9	1	15	0	47	3	0	0	210	1.15	7.6	0.2	2.7	8.5	3.1
16 Players	26	56	33	0.629	3.39	89	89	84	5	6	22	795.1	792	354	300	52	225	16	671	39	9	18	3382	1.28	9.0	0.6	2.5	7.6	3.0



Bobby Madritsch's 153 strikeouts in 2002 remain a Goldeyes' single-season record to this day. During the postseason, Madritsch twice delivered a complete game victory in the clinching game of a series.

2003 WINNIPEG GOLDEYES STATISTICS

* indicates left-handed batter or left-handed pitcher

indicates switch-hitter

BATTER	Age	G	PA	AB	R	H	2B	3B	HR	RBI	SB	CS	BB	SO	BA	OBP	SLG	OPS	TB	GDP	HBP	SH	SF	IBB
Chip Alley#	26	75	304	233	52	80	17	0	5	35	0	0	61	19	0.343	0.484	0.481	0.964	112	10	6	0	4	1
Jayson Bass*	29	14	61	57	7	16	2	0	1	11	2	1	4	9	0.281	0.328	0.368	0.696	21	1	0	0	0	0
Harry Berrios	31	89	408	375	53	117	18	1	15	73	2	1	26	40	0.312	0.356	0.485	0.842	182	11	2	1	4	3
Jared Boyd	23	42	121	108	6	25	4	1	0	18	0	0	8	37	0.231	0.273	0.287	0.560	31	2	0	0	5	0
Kris Cox*	23	74	301	255	40	80	12	6	3	22	6	8	36	51	0.314	0.407	0.443	0.851	113	4	5	4	1	1
Brian Fuess*	26	3	12	11	1	2	0	0	0	2	0	0	1	0	0.182	0.250	0.182	0.432	2	0	0	0	0	0
Ryan Gripp	25	15	59	50	8	12	3	0	4	10	0	0	6	10	0.240	0.328	0.540	0.868	27	1	1	1	1	0
Darrick Jones	23	34	79	69	7	16	4	0	0	10	0	0	6	16	0.232	0.299	0.290	0.589	20	2	1	2	1	0
Rusty Keith	25	58	249	234	41	65	12	3	7	44	10	3	14	31	0.278	0.319	0.444	0.763	104	4	0	1	0	1
Jalal Leach*	34	24	109	103	16	28	5	1	4	17	3	1	5	15	0.272	0.303	0.456	0.759	47	0	0	0	1	1
Manny Lopez	25	14	56	52	8	11	1	0	1	8	1	0	3	4	0.212	0.250	0.288	0.538	15	3	0	0	1	0
Greg Morrison*	27	88	386	353	63	103	20	2	14	53	3	2	28	56	0.292	0.350	0.479	0.828	169	5	4	0	1	5
Charles Peterson	29	43	185	168	25	45	8	0	4	28	6	1	14	24	0.268	0.319	0.387	0.706	65	7	0	0	3	1
Max Poulin*	26	75	304	274	36	72	8	4	3	39	14	6	24	43	0.263	0.320	0.354	0.674	97	5	0	4	2	0
Brent Sachs	28	87	417	366	71	109	17	4	6	38	22	2	40	72	0.298	0.373	0.415	0.789	152	7	6	2	3	3
Pat Scalabrini	26	79	375	327	60	98	28	0	4	45	20	2	30	43	0.300	0.366	0.422	0.788	138	13	7	6	5	0
Jeremy Smith	24	23	87	78	8	19	2	0	0	8	1	1	4	14	0.244	0.282	0.269	0.552	21	3	1	2	2	0
17 Players	26.8	89	3513	3113	502	898	161	22	71	461	90	28	310	484	0.288	0.356	0.423	0.778	1316	78	33	23	34	16

PITCHER	Age	W	L	W-L%	ERA	G	GS	GF	CG	SHO	SV	IP	H	R	ER	HR	BB	IBB	SO	HBP	BK	WP	BF	WHIP	H9	HR9	BB9	SO9	SO/W
Richard Bell*	30	1	0	1.000	1.57	23	0	7	0	0	1	23.0	13	5	4	1	8	1	23	0	0	5	89	0.91	5.1	0.4	3.1	9.0	2.9
Jared Boyd	23	0	0		22.50	1	0	1	0	0	0	2.0	6	5	5	0	2	0	0	0	1	14	4.00	27.0	0.0	9.0	0.0	0.0	
Jake Brooks	25	1	0	1.000	1.17	3	0	2	0	0	0	7.2	4	1	1	0	1	0	5	0	0	0	27	0.65	4.7	0.0	1.2	5.9	5.0
Joey Crambritt	24	11	5	0.688	3.15	17	17	0	5	2	0	120.0	127	54	42	5	31	1	72	5	0	1	514	1.32	9.5	0.4	2.3	5.4	2.3
Dan D'Amato*	23	0	0		15.19	4	0	1	0	0	0	5.1	9	9	9	1	7	0	3	0	0	1	33	3.00	15.2	1.7	11.8	5.1	0.4
Rodney Dickinson	27	1	0	1.000	2.70	17	0	14	0	0	7	16.2	12	6	5	0	12	0	23	0	0	1	74	1.44	6.5	0.0	6.5	12.4	1.9
Wes Faust	25	1	0	1.000	0.00	1	1	0	0	0	0	5.1	2	1	0	0	2	0	5	1	0	0	20	0.75	3.4	0.0	3.4	8.4	2.5
Rafael Gross	28	13	2	0.867	2.28	18	17	0	3	2	0	114.2	102	36	29	7	19	1	69	5	1	0	457	1.06	8.0	0.5	1.5	5.4	3.6
Ivan Hernandez	21	1	1	0.500	2.20	21	1	12	0	0	1	28.2	16	7	7	0	16	2	44	1	0	5	118	1.12	5.0	0.0	5.0	13.8	2.8
Roger Luque*	23	8	6	0.571	3.55	18	17	0	3	0	0	116.2	115	48	46	7	33	1	75	4	0	3	486	1.27	8.9	0.5	2.5	5.8	2.3
Graham Mazur*	27	2	2	0.500	2.93	19	2	6	0	0	0	43.0	43	15	14	3	13	1	24	1	0	6	185	1.30	9.0	0.6	2.7	5.0	1.9
Heath McMurray	24	2	3	0.400	3.05	28	9	5	0	0	2	85.2	71	33	29	3	31	1	71	3	1	4	357	1.19	7.5	0.3	3.3	7.5	2.3
Brad Purcell	23	8	5	0.615	2.97	20	18	1	0	0	0	112.0	95	55	37	10	49	0	92	13	1	4	488	1.29	7.6	0.8	3.9	7.4	1.9
George Sherrill*	26	1	0	1.000	1.12	16	0	3	0	0	1	16.0	8	2	2	0	4	1	30	0	0	0	57	0.75	4.5	0.0	2.2	16.9	7.5
Donnie Smith	30	2	4	0.333	3.98	36	0	12	0	0	2	31.2	27	15	14	4	14	1	38	3	0	1	139	1.30	7.7	1.1	4.0	10.8	2.7
Steve Thomas	33	0	1	0.000	3.29	15	0	12	0	0	7	13.2	17	9	5	1	4	1	3	2	0	1	63	1.54	11.2	0.7	2.6	2.0	0.8
Denny Wagner	26	3	5	0.375	6.14	12	7	0	0	0	0	44.0	59	35	30	3	17	2	15	2	0	1	200	1.73	12.1	0.6	3.5	3.1	0.9
Chris Webb	24	0	0		14.85	4	0	2	0	0	0	6.2	14	11	11	1	4	1	7	0	1	1	38	2.70	18.9	1.4	5.4	9.4	1.8
18 Players	26	55	34	0.618	3.29	89	89	78	11	12	21	792.2	740	347	290	46	267	14	599	40	4	35	3359	1.27	8.4	0.5	3.0	6.8	2.2



Rafael Gross posted a 2.28 ERA in 2003, which ranks third on the Goldeyes' single-season list.

2004 WINNIPEG GOLDEYES GAME-BY-GAME

- CAPS indicate series sweeps

GM	DATE	OPPONENT	RES	SCORE	REC	POS	GB WINNER	LOSER	SAVE	ATT	TIME
1	5/20	at Sioux City	L	5-1	0-1	T4	1.0 Glick (1-0)	Gross (0-1)		3,220	2:28
2	5/21	at Sioux City	L	10-5	0-2	T4	2.0 Scholten (1-0)	Luque (0-1)		1,518	2:46
3	5/22	at Sioux City	W	2-0	1-2	3	2.0 Purcell (1-0)	Shafer (0-1)	Holbrook (1)	1,652	2:36
4	5/23	at Sioux City	L	13-12	1-3	3	2.5 Scholten (2-0)	Holbrook (0-1)		1,128	3:27
5	5/24	at St. Paul	L	5-4	1-4	T3	3.5 Meyer (1-0)	Graves (0-1)	Perez (1)	5,491	2:31
6	5/25	at St. Paul	W	8-3	2-4	T3	2.5 Luque (1-1)	Smith (1-1)		6,115	2:39
7	5/26	at St. Paul	W	5-0	3-4	3	2.0 Hinderks (1-0)	Whitney (0-1)	Montero (1)	5,311	2:38
8	5/27	at St. Paul	L	15-9	3-5	3	2.5 Aucoin (1-0)	Brooks (0-1)		5,170	3:08
9	5/28	SIoux CITY	W	1-0	4-5	3	2.5 Murray (1-0)	Glick (2-1)	Montero (2)	7,218	2:16
10	5/31 (1)	SIoux CITY	W	3-2 (7)	5-5	T2	2.0 Smith (1-0)	Spivey (0-2)	Montero (3)		2:06
11	5/31 (2)	SIoux CITY	W	6-5 (9)	6-5	2	1.0 Holbrook (1-1)	Sloan (0-1)		5,922	2:52
12	6/01	SIoux CITY	W	6-5	7-5	2	0.5 Holbrook (2-1)	Laroche (0-1)		6,177	2:50
13	6/02	at Sioux Falls	W	10-7 (10)	8-5	2	0.5 Montero (1-0)	Lyons (0-2)		1,522	3:03
14	6/03	at Sioux Falls	L	4-3	8-6	2	1.5 Faust (1-0)	Murray (1-1)	Lyons (1)	2,025	2:21
15	6/04	at Sioux Falls	W	8-5	9-6	2	1.5 Luque (2-1)	Mendez (0-2)	Montero (4)	2,542	3:05
16	6/05	at Sioux Falls	W	18-5	10-6	2	0.5 Graves (1-1)	Santos (1-3)		2,748	2:53
17	6/06	GARY SOUTHSORE	W	3-0	11-6	1	0.5 Purcell (2-0)	O'Donnell (1-2)	Montero (5)	6,421	2:32
18	6/07	GARY SOUTHSORE	W	17-11	12-6	1	0.5 Bystrowski (1-0)	Davidson (0-1)		6,713	3:24
19	6/08	GARY SOUTHSORE	W	4-3 (11)	13-6	1	1.5 Holbrook (3-1)	Andel (0-2)		7,802	3:36
20	6/10	Fargo-Moorhead	L	14-4	13-7	T1	- Peschel (2-0)	Murray (1-2)		7,451	2:49
21	6/11	Fargo-Moorhead	L	3-1	13-8	2	1.0 George (2-1)	Graves (1-2)	Mattioni (3)	6,508	2:34
22	6/12	Fargo-Moorhead	W	7-5	14-8	T1	- Luque (3-1)	Scheving (2-1)	Montero (6)	6,913	2:18
23	6/13	Fargo-Moorhead	L	7-4	14-9	2	1.0 Clark (2-1)	Holbrook (3-2)	Mattioni (4)	6,806	2:35
24	6/15	at Kansas City	L	9-2	14-10	T2	1.5 Bicknell (1-0)	Hinderks (1-1)		4,758	2:47
25	6/16	at Kansas City	W	6-5	15-10	2	1.5 Holbrook (4-2)	McClellan (3-1)	Montero (7)	4,223	3:06
26	6/17	at Kansas City	W	9-2	16-10	2	1.0 Graves (2-2)	Balbuena (1-1)	Anderson (1)	6,005	3:07
27	6/18	at Lincoln	W	12-3	17-10	T1	- Luque (4-1)	Ford (3-1)		4,391	2:35
28	6/19	at Lincoln	L	4-1	17-11	2	1.0 Truty (2-3)	Purcell (2-1)	Weidert (5)	6,378	2:18
29	6/20	at Lincoln	L	7-2	17-12	2	2.0 Nagasaka (3-2)	Hinderks (1-2)		4,433	2:24
30	6/21	at Lincoln	L	5-3	17-13	2	3.0 Zipser (3-3)	Murray (1-3)	Weidert (6)	4,118	2:37
31	6/23	Joliet	W	11-10 (10)	18-13	2	2.0 Smith (2-0)	Garvin (0-1)		7,083	3:36
32	6/24	Joliet	L	11-10	18-14	3	3.0 Miller (2-1)	Stanton (0-1)	Garvin (3)	6,704	3:37
33	6/25	Joliet	W	7-2	19-14	3	3.0 Purcell (3-1)	Mazone (4-2)	Holbrook (2)	6,612	2:37
34	6/26	Joliet	L	4-0	19-15	3	4.0 Hyde (5-1)	Hinderks (1-3)		7,525	2:26
35	6/28	SCHAUMBURG	W	7-4	20-15	3	4.0 Murray (2-3)	Baillie (2-2)	Montero (8)	6,268	2:47
36	6/29	SCHAUMBURG	W	4-3 (11)	21-15	3	4.0 Anderson (1-0)	DeHoyos (3-2)		6,633	3:21
37	6/30	SCHAUMBURG	W	5-4	22-15	3	3.0 Stanton (1-1)	Fauske (3-1)	Montero (9)	7,621	2:57
38	7/01	at Fargo-Moorhead	L	5-2	22-16	3	4.0 Clark (4-1)	Purcell (3-2)	Bess (2)	3,468	2:20
39	7/02	at Fargo-Moorhead	L	7-2	22-17	3	5.0 Peschel (5-0)	Hinderks (1-4)		3,544	2:26
40	7/03	at Fargo-Moorhead	L	9-5	22-18	3	6.0 George (5-1)	Murray (2-4)	Mattioni (8)	4,794	3:02
41	7/04	at Fargo-Moorhead	W	4-0	23-18	3	5.0 Luque (5-1)	Scheving (2-2)		3,702	2:15
42	7/05	St. Paul	L	6-3	23-19	3	5.0 Aucoin (4-0)	Graves (2-3)	Chavez (11)	6,233	3:07
43	7/06	St. Paul	W	7-3	24-19	3	5.0 Purcell (4-2)	Foster (3-4)		5,930	3:07
44	7/07	St. Paul	L	9-5	24-20	3	6.0 Tisch (3-0)	Stanton (1-2)		7,277	3:14
45	7/08	St. Paul					RAINED OUT - GAME WAS NEVER MADE UP				
46	7/09	Sioux Falls	L	2-1	24-21	3	6.5 Lyons (4-3)	Luque (5-2)	Parker (1)	6,928	2:41
47	7/10	Sioux Falls	W	5-3	25-21	3	5.5 Holbrook (5-2)	Faust (4-2)	Montero (10)	7,078	2:27
48	7/11	Sioux Falls	W	7-3	26-21	3	5.5 Purcell (5-2)	Foss (0-1)		6,907	3:01
49	7/13	at Fargo-Moorhead	L	2-1 (10)	26-22	T4	1.5 King (1-0)	Stanton (1-3)		3,708	3:14
50	7/14	at Fargo-Moorhead	L	10-6	26-23	5	2.0 Bermudez (1-0)	Keppen (0-1)		3,903	3:05
51	7/15	at Fargo-Moorhead	W	5-4 (11)	27-23	T4	1.0 Stanton (2-3)	King (1-1)	Montero (11)	4,230	3:41
52	7/16	at ST. PAUL	L	3-2	27-24	T4	2.0 Aucoin (5-0)	Purcell (5-3)		6,924	2:33
53	7/17	at ST. PAUL	L	13-4	27-25	5	3.0 Tisch (4-1)	Murray (2-5)		6,131	3:06
54	7/18	at ST. PAUL	L	10-9	27-26	5	4.0 Chavez (1-0)	Montero (1-1)		6,372	3:07
55	7/22	FARGO-MOORHEAD	W	7-0	28-26	5	4.0 Luque (6-2)	Whitney (2-5)		7,708	2:16
56	7/23	FARGO-MOORHEAD	W	9-5	29-26	5	4.0 Stanton (3-3)	George (6-2)		7,852	2:55
57	7/24	FARGO-MOORHEAD	W	5-3	30-26	T3	3.0 Holbrook (6-2)	Bermudez (1-1)	Montero (12)	7,302	2:34
58	7/25	FARGO-MOORHEAD	W	9-8	31-26	T2	2.0 Murray (3-5)	Clark (7-2)	Montero (13)	7,225	2:49
59	7/26	at SIOUX CITY	W	9-8	32-26	2	2.0 Holbrook (7-2)	Wiebe (2-5)	Montero (14)	3,013	4:01
60	7/27	at SIOUX CITY	W	15-9	33-26	2	2.0 Luque (7-2)	Merrigan (2-5)		2,126	2:55
61	7/28	at SIOUX CITY	W	6-4	34-26	2	2.0 Marcus (1-1)	Kramer (0-1)	Montero (15)	2,107	3:09
62	7/29	at SIOUX CITY	W	6-3	35-26	2	1.0 Purcell (6-3)	Evans (2-3)	Montero (16)	2,022	3:02
63	7/30	at Sioux Falls	W	8-6	36-26	2	1.0 Murray (4-5)	Mincks (1-3)	Holbrook (3)	2,863	3:00
64	7/31	at Sioux Falls	W	12-8	37-26	2	1.0 Stanton (4-3)	Bright (0-2)		3,012	3:30
65	8/01	at Sioux Falls	L	4-3 (10)	37-27	2	1.0 Foss (1-4)	Ovalles (0-1)		2,064	3:21
66	8/02	at Sioux Falls	W	9-4	38-27	2	1.0 Purcell (7-3)	Faust (4-5)		2,070	3:18
67	8/04	Lincoln	W	5-4	39-27	T1	- Murray (5-5)	Truty (4-6)	Montero (17)	7,722	2:41
68	8/05	Lincoln	W	5-1	40-27	T1	- Stanton (5-3)	Carbajal (1-2)		7,422	2:16
69	8/06	Lincoln	W	6-5 (10)	41-27	T1	- Holbrook (8-2)	Embry (2-2)		7,227	3:12
70	8/07	Lincoln	L	6-3	41-28	2	1.0 Zipser (6-5)	Purcell (7-4)	Embry (3)	7,213	3:04
71	8/08	Sioux Falls	W	7-6	42-28	T1	- Holbrook (9-2)	Parker (1-2)		6,584	2:59
72	8/09	Sioux Falls	W	8-3	43-28	T1	- Murray (6-5)	Walters (7-4)		6,015	2:16
73	8/10	Sioux Falls	L	4-2 (13)	43-29	2	1.0 White (1-0)	Montero (1-2)		7,306	4:40
74	8/11	Sioux Falls	L	5-4	43-30	2	1.0 Lyons (6-5)	Holbrook (9-3)		7,262	2:21
75	8/12	Kansas City	L	5-2	43-31	2	2.0 Krysa (8-6)	Purcell (7-5)	Howerton (3)	7,311	3:28
76	8/13	Kansas City	W	4-3 (10)	44-31	2	2.0 Holbrook (10-3)	Hader (0-1)		7,086	2:53
77	8/14	Kansas City	W	7-1	45-31	2	2.0 Murray (7-5)	McDonald (8-7)		7,077	2:56
78	8/15	Kansas City	L	5-3	45-32	2	2.0 Bicknell (10-3)	Stanton (5-4)	Forbes (1)	7,412	2:41
79	8/18 (1)	at GARY SOUTHSORE	W	9-4 (7)	46-32	2	1.5 Luque (8-2)	Kerber (1-6)	Keppen (3)		2:01
80	8/18 (2)	at GARY SOUTHSORE	W	5-1 (6)	47-32	2	1.5 Purcell (8-5)	Soria (4-5)		2,039	1:38
81	8/19	at GARY SOUTHSORE	W	2-1	48-32	2	1.0 Holbrook (11-3)	O'Donnell (3-9)	Montero (18)	2,850	3:15
82	8/20	at Joliet	L	8-2	48-33	2	2.0 Hecker (6-7)	Murray (7-6)		6,836	2:26
83	8/21	at Joliet	L	3-2	48-34	2	3.0 Ally (3-3)	Stanton (5-5)	Garvin (18)	5,620	2:15
84	8/22	at Joliet	W	9-8 (11)	49-34	2	3.0 Montero (2-2)	Garvin (1-3)		5,503	4:19
85	8/23	at Joliet	L	4-1	49-35	2	3.5 Hyde (12-4)	Luque (8-3)	Garvin (19)	3,380	2:49
86	8/25	at Schaumburg	L	6-5 (10)	49-36	2	4.5 Prempas (2-2)	Holbrook (11-4)		2,997	3:38
87	8/26	at Schaumburg	W	10-7	50-36	2	3.5 Ovalles (1-1)	Cierlik (0-2)	Montero (19)	7,226	3:26
88	8/27	at Schaumburg	W	5-3	51-36	2	2.5 Glick (10-6)	Baillie (9-5)	Montero (20)	4,076	3:01
89	8/28	at Schaumburg	L	4-1	51-37	2	2.5 Woodman (6-5)	Luque (8-4)	Weber (3)	8,081	2:34
90	8/30	Sioux City	W	5-3	52-37	2	3.0 Purcell (9-5)	Flanagan (1-3)	Montero (21)	6,792	2:39
91	8/31	Sioux City	L	5-4 (10)	52-38	2	4.0 Mahan (1-0)	Holbrook (11-5)	Kramer (8)	7,373	3:14
92	9/01	Sioux City	W	9-1	53-38	2	3.0 Murray (8-6)	Marcotte (2-1)		7,211	3:00
93	9/02	St. Paul	L	1-0	53-39	2	4.0 Tisch (10-2)	Glick (10-7)	Chavez (29)	7,721	2:40
94	9/03	St. Paul	W	1-0	54-39	2	3.0 Luque (9-4)	Meyer (8-7)		6,669	1:52
95	9/04	St. Paul	W	5-4	55-39	2	2.0 Purcell (10-5)	Shafer (3-7)	Montero (22)	7,481	2:46
96	9/05	St. Paul	W	5-4	56-39	2	1.0 Holbrook (12-5)	Aucoin (6-1)		7,540	2:30

2004 WINNIPEG GOLDEYES STATISTICS

* indicates left-handed batter or left-handed pitcher

indicates switch-hitter

BATTER	Age	G	PA	AB	R	H	2B	3B	HR	RBI	SB	CS	BB	SO	BA	OBP	SLG	OPS	TB	GDP	HBP	SH	SF	IBB
Blair Barbier	26	94	396	353	54	88	21	0	11	37	10	1	31	62	0.249	0.307	0.402	0.709	142	7	2	2	8	2
Harry Berrios	32	94	424	401	49	131	19	0	9	71	1	1	15	52	0.327	0.355	0.441	0.796	177	14	4	1	3	4
Darryl Brinkley	35	61	266	237	38	75	19	0	7	36	21	5	25	43	0.316	0.391	0.485	0.876	115	1	4	0	0	2
Wes Chamberlain	38	30	133	121	16	23	3	1	4	17	3	0	10	10	0.190	0.263	0.331	0.594	40	9	2	0	0	3
Casey Clary	23	14	42	36	6	8	0	0	1	7	0	0	3	8	0.222	0.293	0.306	0.598	11	1	1	1	1	0
Kris Cox*	24	4	7	7	1	1	0	0	0	0	0	0	0	3	0.143	0.143	0.143	0.286	1	0	0	0	0	0
Mike Forbes	23	32	112	96	24	28	8	1	3	10	1	0	12	22	0.292	0.373	0.490	0.862	47	4	1	2	1	0
Amaury Garcia	29	47	210	188	35	56	7	2	3	16	17	7	15	28	0.298	0.356	0.404	0.760	76	4	2	5	0	0
Drew Larned	28	52	195	171	26	41	7	1	4	23	0	1	16	36	0.240	0.311	0.363	0.673	62	2	2	5	1	0
Greg Morrison*	28	81	354	310	41	93	20	1	11	47	2	1	37	41	0.300	0.376	0.477	0.853	148	7	3	0	4	2
Michitaka Nishiyama	24	2	3	3	1	1	0	0	0	0	0	0	0	0	0.333	0.333	0.333	0.667	1	0	0	0	0	0
Max Poulin*	27	93	423	372	54	100	14	5	1	38	15	7	41	75	0.269	0.342	0.341	0.684	127	3	2	5	3	0
Pat Scalabrini	27	93	441	395	82	127	34	2	20	66	16	7	33	65	0.322	0.381	0.570	0.951	225	8	7	3	3	1
T.J. Soto	26	84	354	320	47	86	21	7	10	62	26	8	27	76	0.269	0.325	0.472	0.797	151	9	2	0	5	2
Andy Stewart	33	37	137	127	19	37	7	0	2	18	0	1	7	10	0.291	0.343	0.394	0.737	50	3	3	0	0	0
Billy Zoffinger	23	63	221	197	29	50	11	2	1	28	5	2	13	35	0.254	0.312	0.345	0.657	68	4	4	6	1	0
16 Players	28.4	95	3718	3334	522	945	191	22	87	476	117	41	285	566	0.283	0.344	0.432	0.776	1441	76	39	30	30	16

PITCHER	Age	W	L	W-L%	ERA	G	GS	GF	CG	SHO	SV	IP	H	R	ER	HR	BB	IBB	SO	HBP	BK	WP	BF	WHIP	H9	HR9	BB9	SO9	SO/W
Scott Anderson	22	1	0	1.000	6.75	6	0	2	0	0	1	8.0	6	6	6	1	6	0	5	0	0	1	35	1.50	6.8	1.1	6.8	5.6	0.8
Blair Barbier	26	0	0		0.00	1	0	1	0	0	0	1.0	0	0	0	0	0	0	1	0	0	0	3	0.00	0.0	0.0	0.0	0.0	9.0
John Blankenship*	25	0	0		5.95	4	4	0	0	0	0	19.2	32	17	13	4	7	0	9	2	0	1	97	1.98	14.6	1.8	3.2	4.1	1.3
Brian Bogs*	24	0	0		0.00	4	0	1	0	0	0	1.1	2	0	0	0	0	0	0	0	0	1	6	1.50	13.5	0.0	0.0	0.0	
Jake Brooks	26	0	1	0.000	17.18	4	0	0	0	0	0	3.2	9	7	7	0	0	0	7	0	0	1	21	2.46	22.1	0.0	0.0	17.2	
Rob Bystrowski	27	1	0	1.000	15.43	4	0	0	0	0	0	4.2	8	12	8	1	5	0	6	0	0	0	29	2.79	15.4	1.9	9.6	11.6	1.2
Greg Cauble	24	0	0		6.00	1	0	1	0	0	0	3.0	2	2	2	1	2	0	4	1	0	0	14	1.33	6.0	3.0	6.0	12.0	2.0
Dave Glick*	28	1	1	0.500	3.22	3	3	0	1	0	0	22.1	18	8	8	3	7	0	17	2	0	0	93	1.12	7.3	1.2	2.8	6.9	2.4
Don Graves	23	2	3	0.400	5.28	9	8	1	0	0	0	46.0	63	29	27	3	12	0	21	1	0	1	202	1.63	12.3	0.6	2.3	4.1	1.8
Rafael Gross	29	0	1	0.000	3.86	3	1	1	0	0	0	7.0	8	3	3	0	4	0	5	0	0	0	32	1.71	10.3	0.0	5.1	6.4	1.3
Matt Haverly*	24	0	0		4.50	3	0	0	0	0	0	2.0	2	1	1	1	0	0	2	0	0	0	8	1.00	9.0	4.5	0.0	9.0	
Jeremy Hinderks	22	1	4	0.200	4.99	8	7	1	0	0	0	39.2	48	27	22	5	18	0	27	3	1	1	184	1.66	10.9	1.1	4.1	6.1	1.5
Shayn Holbrook	28	12	5	0.706	3.72	36	1	18	0	0	3	72.2	70	31	30	5	31	3	56	6	0	6	313	1.39	8.7	0.6	3.8	6.9	1.8
Dusty Keppen	27	0	1	0.000	4.35	21	0	4	0	0	1	20.2	21	12	10	2	7	0	17	3	0	1	91	1.36	9.1	0.9	3.0	7.4	2.4
Roger Luque*	24	9	4	0.692	3.74	21	21	0	4	3	0	149.0	157	70	62	9	47	0	97	10	2	2	642	1.37	9.5	0.5	2.8	5.9	2.1
Jayson Magee*	28	0	0		12.00	4	0	0	0	0	0	3.0	4	4	4	1	1	0	0	0	0	0	12	1.67	12.0	3.0	3.0	0.0	0.0
Marc Major*	24	0	0		2.31	9	0	3	0	0	0	11.2	10	4	3	0	9	1	13	1	0	1	54	1.63	7.7	0.0	6.9	10.0	1.4
Clint Marcus*	27	1	0	1.000	4.32	19	0	3	0	0	0	8.1	11	4	4	1	1	0	4	0	0	1	36	1.44	11.9	1.1	1.1	4.3	4.0
Oscar Montero	26	2	2	0.500	2.32	43	0	38	0	0	22	42.2	34	12	11	3	27	2	69	1	1	6	182	1.43	7.2	0.6	5.7	14.6	2.6
Steve Murray*	24	8	6	0.571	4.53	21	17	1	1	0	0	105.1	123	66	53	12	26	0	55	5	3	2	458	1.42	10.5	1.0	2.2	4.7	2.1
Michitaka Nishiyama	24	0	0		27.00	1	0	0	0	0	0	0.1	2	1	1	0	1	0	0	0	0	0	4	9.00	54.0	0.0	27.0	0.0	0.0
Juan Ovalles	22	1	1	0.500	5.40	15	4	2	0	0	0	28.1	25	19	17	4	14	0	18	1	0	1	125	1.38	7.9	1.3	4.4	5.7	1.3
K.P. Paull	31	0	0		0.00	1	0	0	0	0	0	3.1	0	0	0	0	0	0	1	2	0	0	10	0.00	0.0	0.0	0.0	0.0	2.7
Max Poulin	27	0	0		0.00	1	0	0	0	0	0	0.2	1	0	0	0	0	0	0	0	0	0	3	1.50	13.5	0.0	0.0	0.0	
Brad Purcell	24	10	5	0.667	3.33	19	19	0	1	0	0	127.0	110	54	47	10	41	1	119	17	1	7	532	1.19	7.8	0.7	2.9	8.4	2.9
Ace Purvis*	22	0	0		108.00	1	0	0	0	0	0	0.1	3	4	4	1	1	0	0	0	0	0	5	12.00	81.0	27.0	27.0	0.0	0.0
Wilfredo Rodriguez*	25	0	0		6.75	1	1	0	0	0	0	4.0	3	3	3	0	5	0	3	0	0	0	19	2.00	6.8	0.0	11.2	6.8	0.6
Charles Rohr	24	0	0		4.26	5	0	1	0	0	0	6.1	9	9	3	0	5	0	3	2	0	0	36	2.21	12.8	0.0	7.1	4.3	0.6
Phil Rosengren	27	0	0		54.00	1	0	0	0	0	0	0.2	5	4	4	0	1	0	0	0	0	0	8	9.00	67.5	0.0	13.5	0.0	0.0
Donnie Smith	31	2	0	1.000	4.30	17	0	7	0	0	0	14.2	18	9	7	1	7	2	9	1	0	0	71	1.71	11.0	0.6	4.3	5.5	1.3
T.J. Stanton	23	5	5	0.500	4.72	21	9	2	1	0	0	87.2	79	48	46	11	30	4	85	4	0	6	369	1.24	8.1	1.1	3.1	8.7	2.8
31 Players	25.2	56	39	0.589	4.32	95	95	87	8	7	27	845.0	883	466	406	79	315	13	653	62	8	39	3694	1.42	9.4	0.8	3.4	7.0	2.1



Max Poulin played in a franchise record 676 games from 2001-08. His number "6" was retired in 2011.

2005 WINNIPEG GOLDEYES GAME-BY-GAME

- CAPS indicate series sweeps

GM	DATE	OPPONENT	RES	SCORE	REC	POS	GB	WINNER	LOSER	SAVE	ATT	TIME
1	5/20	at FARGO-MOORHEAD	L	10-6	0-1	T4	1.0	Jordan (1-0)	Holbrook (0-1)		4,107	3:10
2	5/21	at FARGO-MOORHEAD	L	6-5 (7)	0-2	6	2.0	Young (1-0)	Hernandez (0-1)		3,323	2:13
3	5/22	at FARGO-MOORHEAD	L	9-3	0-3	6	3.0	Peschel (1-0)	Murray (0-1)		2,421	2:37
4	5/23	at Lincoln	L	11-5	0-4	6	3.5	Carbajal (1-0)	Gautreau (0-1)		4,443	2:46
5	5/24	at Lincoln	W	6-4	1-4	T5	3.5	Perez (1-0)	Nagasaka (0-1)	Torres (1)	3,638	2:46
6	5/25	at Lincoln	L	6-3	1-5	T5	4.0	Kesten (1-0)	Luque (0-1)	Hoerman (1)	3,396	2:54
7	5/26	at Lincoln	L	7-3	1-6	T5	5.0	Hogan (1-0)	Thomas (0-1)		3,134	2:37
8	5/27	Sioux City	L	6-3	1-7	6	6.0	Natale (2-0)	Sedlacek (0-1)	Keppinger (1)	6,580	2:40
9	5/28	Sioux City	L	5-2	1-8	6	7.0	Lipari (2-0)	Lincoln (0-1)	Kramer (4)	7,592	2:32
10	5/29	Sioux City	W	4-2	2-8	6	6.0	Torres (1-0)	Huguet (1-1)	Soto (1)	5,757	2:30
11	5/31	Schaumburg	W	3-2	3-8	T5	5.5	Hampton (1-0)	Williams (0-3)		5,703	2:53
12	6/01	Schaumburg	L	5-0	3-9	6	6.0	Boughner (2-1)	Thomas (0-2)		6,555	2:13
13	6/02	Schaumburg	W	5-3 (11)	4-9	T5	5.5	Soto (1-0)		Cross (0-1)	7,822	3:01
14	6/03	Fargo-Moorhead	L	5-1	4-10	6	6.5	Peschel (3-0)	Perez (1-1)		6,082	2:23
15	6/04	Fargo-Moorhead	L	7-4	4-11	6	7.5	Sergent (3-0)	Lincoln (0-2)	Spivey (1)	6,222	2:31
16	6/05	Fargo-Moorhead	W	2-0	5-11	6	6.5	Luque (1-1)	George (0-1)	Soto (2)	5,754	2:11
17	6/06	at Sioux Falls	W	9-2	6-11	T4	6.5	Thomas (1-2)	Crowther (1-2)	Torres (2)	1,536	2:51
18	6/07	at Sioux Falls	L	6-4	6-12	6	7.5	Medina (1-2)	Sedlacek (0-2)	Montgomery (4)	1,339	2:21
19	6/08	at Sioux Falls	L	14-5	6-13	6	7.5	Cogan (2-1)	Perez (1-2)		1,658	2:50
20	6/10	at Edmonton	L	6-5 (10)	6-14	6	7.0	Poland (1-2)	Hernandez (0-2)		3,484	3:27
21	6/11	at Edmonton	W	8-7	7-14	6	7.0	Lincoln (1-2)	Black (0-1)	Soto (3)	3,061	4:14
22	6/12	at Edmonton	W	6-5	8-14	6	7.0	Sedlacek (1-2)	Rivard (0-3)	Soto (4)	1,041	2:31
23	6/13	at Calgary	W	17-6	9-14	T6	6.5	Perez (2-2)	Greusel (3-2)		781	2:55
24	6/14	at Calgary	L	7-2	9-15	6	6.0	Rogers (2-2)	Murray (0-2)		1,081	2:31
25	6/15	at Calgary	L	8-3	9-16	6	6.0	Johnson (1-0)	Luque (1-2)		1,035	2:48
26	6/17	Kansas City	L	7-2	9-17	6	7.0	Bicknell (5-0)	Thomas (1-3)		7,833	3:00
27	6/18	Kansas City	W	2-1	10-17	6	6.0	Sedlacek (2-2)	Krysa (1-5)		7,078	2:15
28	6/19	Kansas City	L	7-4	10-18	6	7.0	Viane (2-1)	Hernandez (0-3)	Forbes (7)	7,420	3:13
29	6/20	Kansas City	W	2-1	11-18	T6	7.0	Murray (1-2)	McDonald (2-2)	Soto (5)	5,222	2:40
30	6/21	CALGARY	L	3-1	11-19	6	7.0	Johnson (2-0)	Luque (1-3)	Cillo (2)	6,114	3:11
31	6/22	CALGARY	L	8-6	11-20	6	8.0	Encarnacion (1-0)	Rodriguez (0-1)	Fauske (1)	7,280	3:15
32	6/23	CALGARY	L	4-3	11-21	6	9.0	Brewer (2-1)	Sedlacek (2-3)	Fauske (2)	6,792	2:52
33	6/24	at St. Paul	W	4-3	12-21	6	9.0	Knoff (1-0)	Cartier (4-1)	Smith (1)	6,086	3:22
34	6/25	at St. Paul	L	4-2	12-22	6	10.0	Meyer (2-3)	Murray (1-3)	Hammons (6)	6,342	2:34
35	6/26	at St. Paul	L	7-3	12-23	6	11.0	Shepard (3-2)	Luque (1-4)	Steffek (2)	7,264	2:46
36	6/27	Sioux Falls	W	6-2	13-23	T5	10.5	Lincoln (2-2)	Figuerola (0-2)		6,008	2:21
37	6/28	Sioux Falls	W	5-4	14-23	5	9.5	Sedlacek (3-3)	Medina (2-4)	Smith (2)	5,255	2:45
38	6/29	Sioux Falls						RAINED OUT - GAME WAS NEVER MADE UP				
39	7/01	GARY SOUTHSORE	W	5-1	15-23	5	9.5	Hernandez (1-3)	Vanderplow (2-3)		7,481	2:31
40	7/02	GARY SOUTHSORE	W	3-2	16-23	5	8.5	Luque (2-4)	Oldenburg (7-2)	Smith (3)	6,341	2:30
41	7/03	GARY SOUTHSORE	W	9-6 (10)	17-23	5	7.5	Torres (2-0)	Vanderplow (2-4)		6,014	3:02
42	7/04	at Sioux City	W	7-2	18-23	4	7.5	Lincoln (3-2)	Lipari (4-3)		3,352	2:32
43	7/05	at Sioux City	L	4-1	18-24	5	7.5	Swiatkiewicz (2-3)	Barnardic (0-1)	Kramer (10)	1,809	2:39
44	7/06	at Sioux City	W	15-11	19-24	4	6.5	Torres (3-0)	Mabry (0-4)		2,052	2:32
45	7/07	at Sioux City	L	5-4	19-25	5	7.5	Huguet (4-3)	Perez (2-3)	Kramer (11)	1,636	2:31
46	7/08	EDMONTON	W	7-3	20-25	5	7.5	Marcus (1-0)	Richmond (0-2)		6,786	2:48
47	7/09	EDMONTON	W	7-6 (10)	21-25	5	6.5	Hernandez (2-3)	Poland (2-3)		7,126	3:31
48	7/10	EDMONTON	W	12-8	22-25	4	5.5	Hernandez (3-3)	Van Gaalen (1-4)	Smith (4)	6,007	3:10
49	7/12	Sioux Falls	L	5-3	22-26	T5	1.0	Cierlik (1-1)	Torres (3-1)	Montgomery (10)	6,777	2:55
50	7/13	Sioux Falls	W	2-0	23-26	T3	1.0	Sedlacek (4-3)	Walters (2-5)		7,292	2:03
51	7/14	Sioux Falls	W	5-2	24-26	T2	1.0	Lincoln (4-2)	Rodriguez (1-2)		6,122	2:27
52	7/15	at Fargo-Moorhead	L	4-2	24-27	T3	2.0	Sergent (7-2)	Purcell (0-1)	Young (5)	3,423	2:59
53	7/16	at Fargo-Moorhead	W	13-3	25-27	T2	1.0	Sobkow (1-0)	Peschel (4-3)		3,709	3:06
54	7/17	at Fargo-Moorhead	L	10-3	25-28	T2	2.0	George (2-5)	Luque (2-5)		3,314	2:36
55	7/21	Edmonton	L	1-0	25-29	5	2.5	Black (3-3)	Sobkow (1-1)	Brown (1)	7,444	2:24
56	7/22	Edmonton	W	3-2	26-29	T3	2.5	Luque (3-5)	Lawson (0-2)	Smith (5)	6,836	2:39
57	7/23	Edmonton	W	5-4	27-29	2	2.5	Sedlacek (5-3)	Avilez (3-6)	Smith (6)	7,362	2:25
58	7/24	Edmonton	W	13-1	28-29	2	2.5	Connelly (1-0)	Rivard (2-5)	Barnardic (1)	7,351	2:34
59	7/26	at Sioux City	W	6-3	29-29	2	3.0	Sobkow (2-1)	Huguet (4-5)	Smith (7)	2,381	2:48
60	7/27	at Sioux City	L	4-3 (10)	29-30	T2	4.0	Keppinger (2-4)	Marcus (1-1)		3,879	3:00
61	7/28	at Sioux City	L	9-5	29-31	4	4.5	Lipari (6-4)	Sedlacek (5-4)		2,308	2:53
62	7/29	St. Paul	W	4-0	30-31	T3	3.5	Connelly (2-0)	Meyer (4-6)		7,141	2:30
63	7/30	St. Paul	L	5-0	30-32	T3	3.5	Truty (6-3)	Perez (2-4)		7,186	2:38
64	7/31	St. Paul	W	17-12	31-32	3	3.5	Barnardic (1-1)	Christman (1-2)		6,411	3:30
65	8/02	Sioux City	W	8-2	32-32	2	3.0	Luque (4-5)	Purvis (3-1)		6,612	2:37
66	8/03	Sioux City	L	4-3	32-33	3	4.0	Keppinger (3-4)	Marcus (1-2)	Kramer (16)	7,102	2:48
67	8/04	Sioux City	W	9-3	33-33	2	4.0	Connelly (3-0)	Swiatkiewicz (4-4)		6,566	2:26
68	8/05	at Sioux Falls	L	5-2	33-34	2	5.0	Rodriguez (2-4)	Manning (0-1)	Montgomery (15)	3,451	3:11
69	8/06	at Sioux Falls	W	11-5	34-34	2	5.0	Sobkow (3-1)	Medina (5-6)		4,370	3:15
70	8/07	at Sioux Falls	L	6-5	34-35	2	6.0	Wesley (5-4)	Smith (0-1)		4,353	2:32
71	8/08	at Sioux Falls	W	10-6	35-35	2	6.0	Sedlacek (6-4)	Martinez (1-4)		2,187	3:12
72	8/09	Calgary	L	11-8	35-36	2	7.0	Johnson (6-4)	Connelly (3-1)	Fauske (8)	7,512	3:38
73	8/10	Calgary	W	3-0	36-36	2	7.0	Manning (1-1)	Lee (1-6)	Smith (8)	7,930	1:57
74	8/11	Calgary	W	10-3	37-36	2	7.0	Sobkow (4-1)	Greusel (8-5)		7,329	3:29
75	8/12	at Gary SouthShore	L	2-1	37-37	2	8.0	Bennett (9-2)	Luque (4-6)	Lopez (14)	6,622	2:50
76	8/13	at Gary SouthShore	W	3-2 (10)	38-37	2	8.0	Smith (1-1)	Vanderplow (2-7)		3,455	3:26
77	8/14	at Gary SouthShore	L	4-0	38-38	2	9.0	Glen (6-2)	Connelly (3-2)		5,447	2:40
78	8/16	at JOLIET	W	9-4	39-38	2	8.0	Manning (3-1)	Moore (4-7)		6,727	2:50
79	8/17	at JOLIET	W	14-8	40-38	2	8.0	Hernandez (4-3)	Levrault (0-3)		3,188	3:21
80	8/18	at JOLIET	W	7-6	41-38	2	7.5	Luque (5-6)	Shelley (5-10)	Smith (9)	4,428	3:30
81	8/19	at Schaumburg	L	5-3	41-39	2	8.5	Jasckson (2-0)	Sedlacek (6-5)	Cotton (8)	5,798	2:34
82	8/20	at Schaumburg	L	4-1	41-40	2	9.5	Williams (2-5)	Connelly (3-3)	Cotton (9)	7,945	2:29
83	8/21	at Schaumburg	W	3-0	42-40	2	9.5	Sobkow (5-1)	Jenkins (6-6)	Smith (10)	5,024	2:44
84	8/23	FARGO-MOORHEAD	L	5-2	42-41	2	11.0	Goltz (2-0)	Luque (5-7)	Adams (9)	7,668	2:41
85	8/24	FARGO-MOORHEAD	L	5-4	42-42	2	12.0	Hewitt (1-0)	Smith (1-2)	Adams (10)	7,266	3:11
86	8/25	FARGO-MOORHEAD	L	6-5 (12)	42-43	2	13.0	Spivey (4-3)	Johnson (0-1)	Hewitt (1)	7,352	3:56
87	8/26	LINCOLN	W	7-6 (10)	43-43	2	13.0	Hernandez (5-3)	Embry (0-1)		7,281	4:15
88	8/27	LINCOLN	W	5-1	44-43	2	13.0	Connelly (4-3)	Fox (2-1)		7,260	3:04
89	8/28	LINCOLN	W	3-2	45-43	2	13.0	Luque (6-7)	Myers (10-4)	Smith (11)	7,466	2:40
90	8/29	LINCOLN	W	2-1	46-43	2	12.5	Manning (3-1)	Rodaway (7-7)	Hernandez (2)	8,668	2:44
91	8/30	at CALGARY	L	6-5 (11)	46-44	2	13.5	Rogers (6-5)	Smith (1-3)		1,365	3:44
92	8/31	at CALGARY	L	10-4	46-45	2	14.5	Lee (2-7)	Connelly (4-4)		1,293	2:53
93	9/01	at CALGARY	L	4-2	46-46	2	15.5	Oldenburg (11-5)	Luque (6-8)	Fauske (9)	1,223	2:29
94	9/02	at Edmonton	L	7-6	46-47	T3	15.5	Brown (4-5)	Marcus (1-3)		1,768	2:31
95	9/03	at Edmonton	W	8-3	47-47	T2	14.5	Sobkow (6-1)	Richmond (1-4)		1,480	2:51
96	9/04	at Edmonton	L	8-4	47-48	4	15.5	Lawson (5-3)	Johnson (0-2)		2,022	2:23

2005 WINNIPEG GOLDEYES STATISTICS

* indicates left-handed batter or left-handed pitcher

indicates switch-hitter

BATTER	Age	G	PA	AB	R	H	2B	3B	HR	RBI	SB	CS	BB	SO	BA	OBP	SLG	OPS	TB	GDP	HBP	SH	SF	IBB
Odannys Ayala	24	74	337	279	53	78	11	4	6	31	3	1	45	59	0.280	0.391	0.412	0.803	115	4	8	2	3	2
Harry Berrios	33	94	421	381	51	133	26	0	9	72	2	0	33	41	0.349	0.399	0.488	0.887	186	13	2	0	5	5
Kevan Burns*	28	52	222	189	35	60	15	0	3	18	0	1	31	37	0.317	0.416	0.444	0.861	84	4	1	1	0	1
Al Corbeil*	26	58	254	225	35	64	15	1	3	26	0	0	23	29	0.284	0.360	0.400	0.760	90	9	4	1	1	2
Mike Forbes	24	14	53	50	1	7	1	0	0	0	1	0	1	9	0.140	0.189	0.160	0.349	8	1	2	0	0	0
Matt Gunning*	22	12	46	41	2	6	2	1	0	3	0	0	3	6	0.146	0.239	0.244	0.483	10	1	2	0	0	0
Ivan Hernandez	23	43	1	0	0	0	0	0	0	0	0	0	1	0		1.000			0	0	0	0	0	0
Russ Jacobson	27	28	103	95	8	24	5	0	2	10	0	0	5	19	0.253	0.301	0.368	0.669	35	5	2	0	1	1
Roger Luque*	25	21	2	2	0	0	0	0	0	0	0	0	0	2	0.000	0.000	0.000	0.000	0	0	0	0	0	0
Rusty McNamara	30	45	204	190	22	51	9	2	3	28	4	3	5	12	0.268	0.308	0.384	0.693	73	8	6	3	0	0
Chad Meyers	29	10	41	37	10	10	3	0	0	4	4	1	2	4	0.270	0.341	0.351	0.693	13	2	2	0	0	0
Jorge Moreno	25	95	401	354	64	109	22	3	10	66	31	11	38	55	0.308	0.376	0.472	0.848	167	16	3	2	4	2
Max Poulin*	28	94	385	336	49	93	14	6	5	32	18	6	36	53	0.277	0.349	0.399	0.748	134	9	3	7	3	1
Daniel Quartararo	22	68	268	233	30	63	11	2	3	28	4	3	30	40	0.270	0.350	0.373	0.723	87	6	0	2	3	0
Don Ross*	27	88	377	321	47	95	29	0	16	68	0	1	48	66	0.296	0.395	0.536	0.931	172	4	6	0	2	1
Ralph Santana*	24	88	401	364	57	112	14	0	2	33	41	19	27	44	0.308	0.358	0.363	0.721	132	10	2	7	1	0
Steve Smith	22	17	56	48	2	5	2	0	0	6	0	0	2	13	0.104	0.137	0.146	0.283	7	1	0	5	1	0
Matt Stocco	21	6	23	21	1	1	0	0	0	0	0	0	1	4	0.048	0.091	0.048	0.139	1	2	0	1	0	0
Scott Wallis	23	28	74	57	7	12	0	0	0	7	0	0	10	13	0.211	0.338	0.211	0.549	12	0	2	3	2	0
Robert Wirth	24	11	32	29	2	2	0	0	0	0	0	0	3	2	0.069	0.156	0.069	0.225	2	2	0	0	0	0
Stephen Worrell	23	8	21	19	0	4	0	0	0	1	0	0	1	7	0.211	0.250	0.211	0.461	4	0	0	1	0	0
21 Players	26.4	95	3722	3271	476	929	179	19	62	433	108	46	345	515	0.284	0.358	0.407	0.765	1332	97	45	35	26	15

PITCHER	Age	W	L	W-L%	ERA	G	GS	GF	CG	SHO	SV	IP	H	R	ER	HR	BB	IBB	SO	HBP	BK	WP	BF	WHIP	H9	HR9	BB9	SO9	SO/W
Phil Akens	22	0	0		8.10	6	0	2	0	0	0	10.0	18	11	9	2	3	0	3	1	0	1	49	2.10	16.2	1.8	2.7	2.7	1.0
Ryan Brnardic	23	1	1	0.500	5.92	20	0	3	0	0	1	24.1	27	17	16	1	18	2	17	1	0	2	114	1.85	10.0	0.4	6.7	6.3	0.9
P.J. Connelly*	22	4	4	0.500	5.65	13	8	1	1	0	0	51.0	56	33	32	6	17	0	48	1	0	0	224	1.43	9.9	1.1	3.0	8.5	2.8
Adam Gautreau	24	0	1	0.000	7.71	2	1	0	0	0	0	4.2	8	6	4	2	4	0	1	0	1	0	27	2.57	15.4	3.9	7.7	1.9	0.3
Matt Hampton*	28	1	0	1.000	7.36	8	0	5	0	0	0	7.1	11	7	6	0	1	0	5	0	0	0	32	1.64	13.5	0.0	1.2	6.1	5.0
Ivan Hernandez	23	5	3	0.625	1.99	43	0	19	0	0	2	54.1	40	13	12	2	24	4	54	2	1	6	227	1.18	6.6	0.3	4.0	8.9	2.3
Shayn Holbrook	29	0	1	0.000	16.88	3	0	1	0	0	0	2.2	5	5	5	0	0	0	0	0	0	0	13	1.88	16.9	0.0	0.0	0.0	
Seth Johnson	25	0	2	0.000	2.38	12	1	3	0	0	0	22.2	20	11	6	0	7	1	17	1	0	0	96	1.19	7.9	0.0	2.8	6.8	2.4
Justin Knoff	24	1	0	1.000	2.70	3	2	0	0	0	0	10.0	8	3	3	2	4	0	8	0	0	0	38	1.20	7.2	1.8	3.6	7.2	2.0
Roger Lincoln*	24	4	2	0.667	2.70	13	6	0	2	0	0	60.0	50	22	18	2	7	1	55	0	0	1	236	0.95	7.5	0.3	1.0	8.2	7.9
Roger Luque*	25	6	8	0.429	5.06	21	21	0	0	0	0	133.1	152	82	75	13	47	1	91	6	0	10	579	1.49	10.3	0.9	3.2	6.1	1.9
David Manning	32	3	1	0.750	3.49	6	6	0	0	0	0	38.2	35	17	15	2	14	0	13	2	1	2	162	1.27	8.1	0.5	3.3	3.0	0.9
Clint Marcus*	28	1	3	0.250	2.73	45	0	6	0	0	0	33.0	28	12	10	2	15	2	21	4	0	1	145	1.30	7.6	0.5	4.1	5.7	1.4
Steve Murray*	25	1	3	0.250	3.47	4	4	0	0	0	0	23.1	28	14	9	4	6	0	11	1	0	0	108	1.46	10.8	1.5	2.3	4.2	1.8
Alex Perez*	23	2	4	0.333	5.40	16	7	1	0	0	0	53.1	66	45	32	3	23	0	34	7	1	1	252	1.67	11.1	0.5	3.9	5.7	1.5
Brad Purcell	25	0	1	0.000	4.15	2	2	0	0	0	0	4.1	4	2	2	2	1	0	4	0	0	0	16	1.15	8.3	4.2	2.1	8.3	4.0
Ray Rodriguez	21	0	1	0.000	37.80	2	1	1	0	0	0	1.2	4	7	7	0	3	0	0	0	0	0	12	4.20	21.6	0.0	16.2	0.0	0.0
Shawn Sedlacek	28	6	5	0.545	3.38	17	17	0	4	1	0	127.2	137	57	48	6	23	1	92	9	0	5	546	1.25	9.7	0.4	1.6	6.5	4.0
Donnie Smith	32	1	3	0.250	2.70	28	0	26	0	0	11	26.2	21	9	8	0	10	3	25	1	0	0	110	1.16	7.1	0.0	3.4	8.4	2.5
Phil Sobkow	24	6	1	0.857	4.18	11	11	0	0	0	0	71.0	67	38	33	4	28	0	46	9	0	1	312	1.34	8.5	0.5	3.5	5.8	1.6
Darwin Soto	23	1	0	1.000	1.26	10	0	10	0	0	5	14.1	4	2	2	0	3	1	18	1	0	0	53	0.49	2.5	0.0	1.9	11.3	6.0
Brad Stiles*	24	0	0		3.38	2	2	0	0	0	0	5.1	8	2	2	1	4	0	4	0	0	0	27	2.25	13.5	1.7	6.8	6.8	1.0
Chris Testa*	24	0	0		1.93	13	0	2	0	0	0	9.1	9	3	2	1	9	0	6	2	0	1	48	1.93	8.7	1.0	8.7	5.8	0.7
Adam Thomas	26	1	3	0.250	6.83	6	6	0	0	0	0	29.0	41	28	22	2	16	1	17	2	0	3	144	1.97	12.7	0.6	5.0	5.3	1.1
Carlos Torres	24	3	1	0.750	4.22	22	0	8	0	0	2	21.1	17	12	10	2	15	1	14	3	0	2	98	1.50	7.2	0.8	6.3	5.9	0.9
25 Players	25.6	47	48	0.495	4.16	95	95	88	7	5	21	839.1	864	458	388	59	302	18	604	53	4	36	3668	1.39	9.3	0.6	3.2	6.5	2.0



Donnie Smith's 206 appearances are not only a Goldeyes' all-time record, but the most of any pitcher in Northern League history.

2006 WINNIPEG GOLDEYES GAME-BY-GAME

- CAPS indicate series sweeps

GM	DATE	OPPONENT	RES	SCORE	REC	POS	GB WINNER	LOSER	SAVE	ATT	TIME
1	5/19	JOLIET	W	5-4	1-0	2	0.5 Brow n (1-0)	Moore (0-1)	Soto (1)	6,622	2:36
2	5/20	JOLIET	W	7-3	2-0	1	0.5 Beshears (1-0)	Ozias (0-1)		5,686	2:41
3	5/21	JOLIET	W	5-3	3-0	1	0.5 Litchfield (1-0)	Morenko (0-1)	Soto (2)	5,631	2:33
4	5/22	at SCHAUMBURG	L	2-1	3-1	1	0.5 Schweetzer (1-0)	Stirm (0-1)	Cotton (3)	1,863	2:35
5	5/23	at SCHAUMBURG	L	5-4	3-2	2	0.5 DeHart (1-1)	Brow n (1-1)	Jackson (2)	2,183	2:16
6	5/24	at SCHAUMBURG	L	5-3 (8)	3-3	2	1.5 Jenkins (2-0)	Bott (0-1)	Jackson (3)	2,122	2:13
7	5/26	CALGARY	W	5-0	4-3	2	0.5 Beshears (2-0)	Oldenburg (1-1)		5,950	2:23
8	5/27	CALGARY	W	12-6	5-3	2	0.5 Pence (1-0)	Kobayashi (0-1)		5,942	2:56
9	5/28	CALGARY	W	6-2	6-3	2	0.5 Scarbery (1-0)	James (0-1)	Soto (3)	5,552	2:33
10	5/29	Kansas City	W	10-7	7-3	2	0.5 Bott (1-1)	Krysa (1-2)	Kite (1)	5,926	2:48
11	5/30	Kansas City	L	4-2	7-4	2	1.5 Robles (2-1)	Pence (1-1)	Embry (2)	5,261	2:55
12	5/31	Kansas City	L	4-3 (10)	7-5	T2	2.5 Embry (1-0)	Stirm (0-2)		6,121	2:54
13	6/01	Kansas City	W	14-7	8-5	2	2.5 Pence (2-1)	Viane (0-1)		7,839	3:12
14	6/02	Edmonton	W	7-4	9-5	2	1.5 Stirm (1-2)	Rvvard (2-2)	Soto (4)	6,212	2:35
15	6/03	Edmonton	L	13-4	9-6	2	1.5 White (1-0)	Bott (1-2)		6,831	3:10
16	6/04	Edmonton	L	8-5	9-7	T2	2.5 Richmond (1-1)	Pence (2-2)		6,402	3:23
17	6/05	at Calgary	W	9-4	10-7	2	2.5 Beshears (3-0)	Oldenburg (1-3)		647	2:57
18	6/06	at Calgary	L	6-1	10-8	T2	3.5 Ortiz (2-1)	Glick (0-1)		714	2:27
19	6/07	at Calgary	L	3-2	10-9	3	3.5 Huizinga (2-0)	Pence (2-3)		871	2:48
20	6/09	at Edmonton	W	9-0	11-9	T2	3.5 Bott (2-2)	White (1-1)		1,254	2:15
21	6/10	at Edmonton	W	2-1	12-9	2	3.5 Pence (3-3)	Richmond (1-2)	Soto (5)	840	2:55
22	6/11	at Edmonton	L	10-7	12-10	T2	3.5 Gardner (1-0)	Harrison (0-1)	Fauske (6)	1,165	3:13
23	6/12	Fargo-Moorhead	L	11-0	12-11	T2	3.5 George (3-0)	Scarbery (1-1)		5,268	4:11
24	6/13	Fargo-Moorhead	W	7-4	13-11	2	2.5 Pence (4-3)	Peschel (1-3)		6,891	3:03
25	6/14	Fargo-Moorhead	W	10-7	14-11	2	2.5 Wagner (1-0)	Harmsen (2-1)	Soto (6)	6,625	2:44
26	6/16	at Joliet	W	9-4	15-11	2	3.0 Beshears (4-0)	Luque (3-1)		5,424	2:40
27	6/17	at Joliet	L	8-6	15-12	2	4.0 Morenko (3-3)	Glick (0-2)	Stephens (5)	5,115	2:39
28	6/18	at Joliet	L	4-3 (10)	15-13	2	5.0 Ellison (1-1)	Kite (0-1)		3,577	3:24
29	6/20	Calgary	W	6-2	16-13	2	4.5 Evans (1-0)	Prata (0-2)	Wagner (1)	5,740	2:40
30	6/21 (1)	Calgary	W	2-1	17-13	2	4.0 Bott (3-2)	Hosford (2-3)	Soto (7)		1:38
31	6/21 (2)	Calgary	L	5-3	17-14	2	5.0 Dow dy (2-1)	Pence (4-4)		6,625	1:59
32	6/22	Calgary	W	14-2	18-14	2	4.5 Beshears (5-0)	Bobel (0-1)		5,508	2:27
33	6/23	at Fargo-Moorhead	W	6-3	19-14	2	3.5 Scarbery (2-1)	George (4-1)		4,405	2:34
34	6/25 (1)	at Fargo-Moorhead	L	3-0	19-15	2	4.5 McLaughlin (1-0)	Glick (0-3)			2:03
35	6/25 (2)	at Fargo-Moorhead	W	4-2	20-15	2	3.5 Pence (5-4)	Culp (2-4)	Soto (8)	4,074	2:23
36	6/26	EDMONTON	W	3-2	21-15	2	3.5 Soto (1-0)	Richmond (1-3)		5,403	2:07
37	6/27	EDMONTON	W	6-1	22-15	2	3.5 Beshears (6-0)	Kemp (0-1)		6,106	2:39
38	6/28	EDMONTON	W	3-2 (12)	23-15	2	2.5 Pence (6-4)	Harrison (0-1)		6,732	3:24
39	6/29	EDMONTON	W	5-0	24-15	2	2.0 Moore (1-2)	White (2-4)		5,544	2:16
40	6/30	Schaumburg	W	9-6	25-15	2	2.0 Glick (1-3)	DeHart (3-3)	Soto (9)	6,745	2:46
41	7/01	Schaumburg	L	6-5 (12)	25-16	2	3.0 Cotton (1-0)	Soto (1-1)		7,289	3:41
42	7/02	Schaumburg	L	11-5	25-17	2	3.0 Jenkins (4-3)	Beshears (6-1)		6,043	3:00
43	7/04	at Gary SouthShore	L	12-10	25-18	2	3.5 Kerber (1-2)	Soto (1-2)		2,453	3:41
44	7/05	at Gary SouthShore	L	3-2 (10)	25-19	2	4.5 Regas (3-1)	Smith (0-1)		1,839	3:01
45	7/06	at Gary SouthShore	W	4-3 (10)	26-19	2	4.0 Kite (1-1)	Brandt (1-1)	Brow n (1)	2,244	3:11
46	7/07	at Fargo-Moorhead	L	10-3	26-20	2	5.0 Culp (4-4)	Beshears (6-2)	Harmsen (1)	4,831	2:47
47	7/08	at Fargo-Moorhead	W	8-2	27-20	2	4.0 Evans (2-0)	Michael (6-2)		3,804	2:28
48	7/09	at Fargo-Moorhead	L	6-0	27-21	2	5.0 Goltz (4-0)	Scarbery (2-2)		3,339	2:37
49	7/10	Joliet	L	2-1	27-22	T2	0.5 McCall (1-1)	Moore (1-3)	Stephens (9)	7,212	2:19
50	7/11	Joliet	W	3-0	28-22	2	0.5 Bott (4-2)	Manning (1-2)	Pence (1)	5,628	2:19
51	7/12	Joliet	L	7-4	28-23	2	1.5 Ellison (2-1)	Wagner (1-1)	Stephens (10)	7,142	2:45
52	7/14	FARGO-MOORHEAD	W	7-1	29-23	2	1.0 Evans (3-0)	Michael (6-3)		6,812	2:31
53	7/15	FARGO-MOORHEAD	W	5-2	30-23	T1	- Moore (2-3)	Goltz (4-1)	Kite (2)	7,028	2:38
54	7/16	FARGO-MOORHEAD	W	4-3 (11)	31-23	T1	- Brow n (2-1)	Adams (2-1)		6,782	3:42
55	7/20	at Fargo-Moorhead	L	2-1	31-24	T1	- Gray (4-0)	Brow n (2-2)		4,568	2:33
56	7/21	at Fargo-Moorhead	L	7-2	31-25	T2	1.0 Culp (5-5)	Bott (4-3)		3,744	2:24
57	7/22	at Fargo-Moorhead	W	6-0	32-25	T1	- Moore (3-3)	Michael (6-4)		4,534	2:50
58	7/23	at Fargo-Moorhead	L	12-9	32-26	T1	- Peschel (3-3)	Beshears (6-3)		3,037	2:57
59	7/24	GARY SOUTHSORE	W	6-5 (10)	33-26	1	1.0 Smith (1-1)	Sikaras (0-1)		6,922	3:21
60	7/25	GARY SOUTHSORE	W	14-0	34-26	1	1.5 Evans (4-0)	Klovstad (1-2)		5,511	2:23
61	7/26	GARY SOUTHSORE	W	3-2	35-26	1	1.5 Bott (5-3)	Shelley (7-5)	Kite (3)	7,542	2:30
62	7/27	GARY SOUTHSORE	W	4-3	36-26	1	2.0 Moore (4-3)	Habel (3-6)	Brow n (2)	7,012	2:45
63	7/28	at Calgary	W	9-2	37-26	1	2.0 Beshears (7-3)	Lyons (0-3)		1,659	2:50
64	7/29	at Calgary	L	8-3	37-27	1	2.0 Sarver (2-1)	Sobkow (0-1)	Huizinga (7)	1,114	2:51
65	7/30	at Calgary	L	9-8 (10)	37-28	1	1.0 Glosser (2-1)	Smith (1-2)		1,293	3:33
66	8/01	at Edmonton	W	11-0	38-28	1	1.0 Bott (6-3)	Kusiewicz (0-1)		1,198	2:32
67	8/02	at Edmonton	L	11-4	38-29	T1	- Henry (3-0)	Moore (4-4)		1,312	2:48
68	8/03	at Edmonton	L	5-4 (13)	38-30	T2	0.5 Oldenburg (3-4)	Brow n (2-3)		1,001	4:15
69	8/04	FARGO-MOORHEAD	L	5-1	38-31	T2	1.5 Goltz (5-1)	Chenard (0-1)		6,704	2:27
70	8/05	FARGO-MOORHEAD	L	7-2	38-32	3	2.5 George (7-2)	Evans (4-1)	Gray (4)	6,621	3:11
71	8/06	FARGO-MOORHEAD	L	5-2	38-33	3	3.5 McLaughlin (3-1)	Bott (6-4)		6,211	2:35
72	8/08	at Schaumburg	L	5-4	38-34	3	4.5 Williams (6-2)	Beshears (7-4)	Cotton (15)	3,716	2:47
73	8/09	at Schaumburg	L	6-1	38-35	3	5.5 Jenkins (7-5)	Chenard (0-2)		3,552	2:19
74	8/10	at Schaumburg	W	5-1	39-35	3	4.5 Moore (5-4)	Dobosz (3-3)		3,853	2:15
75	8/11	at Kansas City	L	3-2	39-36	3	5.5 Bicknell (7-10)	Bott (6-5)	Morrison (4)	6,336	2:39
76	8/12	at Kansas City	L	3-2	39-37	3	6.5 Krysa (11-3)	Evans (4-2)	Morrison (5)	7,036	2:38
77	8/13	at Kansas City	W	7-4	40-37	3	6.5 Beshears (8-4)	Robles (4-4)	Kite (4)	5,925	2:51
78	8/15	Edmonton	W	6-3	41-37	3	6.0 Chenard (1-2)	Kemlo (6-1)	Kite (5)	7,982	2:48
79	8/16	Edmonton	L	4-1	41-38	3	7.0 Rvvard (4-4)	Moore (5-5)	Fauske (11)	7,398	2:46
80	8/17	Edmonton	L	6-3	41-39	3	7.0 Kusiewicz (3-1)	Bott (6-6)	Richmond (6)	6,902	2:25
81	8/18	KANSAS CITY	W	6-5	42-39	3	6.5 Pence (7-4)	Blair (4-8)		6,340	3:12
82	8/19	KANSAS CITY	W	6-2	43-39	3	7.0 Beshears (9-4)	Robles (4-5)		6,621	2:51
83	8/20	KANSAS CITY	W	9-6	44-39	3	7.0 Chenard (2-2)	Bicknell (7-12)	Kite (7)	6,531	2:49
84	8/21	at Gary SouthShore	W	6-2	45-39	3	6.5 Moore (6-5)	Shelley (11-7)		1,671	2:49
85	8/22	at Gary SouthShore	L	12-1	45-40	3	7.5 Habel (7-8)	Bott (6-7)		1,827	2:30
86	8/23	at Gary SouthShore	W	5-3	46-40	3	6.5 Villarreal (5-5)	Glen (9-5)	Kite (8)	1,901	2:57
87	8/25	CALGARY	L	7-2	46-41	3	7.5 Jamison (1-2)	Evans (4-3)		7,302	2:24
88	8/26	CALGARY	L	4-2	46-42	4	7.5 Greusel (8-2)	Beshears (9-5)	Huizinga (11)	8,008	2:55
89	8/27	CALGARY	L	6-5	46-43	4	8.5 Sarver (3-4)	Chenard (2-3)	Huizinga (12)	7,598	3:07
90	8/28	at EDMONTON	W	6-0	47-43	4	8.5 Moore (7-5)	Henry (5-2)		1,513	2:23
91	8/29	at EDMONTON	W	9-6	48-43	T2	8.5 Bott (7-7)	White (2-9)	Kite (9)	1,222	3:16
92	8/31 (1)	at EDMONTON	W	4-3	49-43	2	8.0 Villarreal (6-5)	Richmond (3-7)			2:32
93	8/31 (2)	at EDMONTON	W	2-1	50-43	2	7.0 Beshears (10-5)	Rvvard (5-5)	Kite (11)	1,165	1:55
94	9/01	at Calgary	W	7-6	51-43	2	6.0 Chenard (3-3)	Sarver (3-5)	Kite (12)	1,615	3:14
95	9/02	at Calgary	L	4-1	51-44	2	7.0 Hosford (7-3)	Moore (7-6)		1,225	2:03
96	9/03	at Calgary	W	10-4	52-44	2	6.0 Evans (5-3)	Lyons (1-8)		2,944	2:35

2006 WINNIPEG GOLDEYES STATISTICS

* indicates left-handed batter or left-handed pitcher

indicates switch-hitter

BATTER	Age	G	PA	AB	R	H	2B	3B	HR	RBI	SB	CS	BB	SO	BA	OBP	SLG	OPS	TB	GDP	HBP	SH	SF	IBB
Jon Benick#	26	13	49	47	5	11	3	0	0	2	0	0	2	6	0.234	0.265	0.298	0.563	14	1	0	0	0	0
Harry Berrios	34	54	228	210	24	67	6	1	3	28	0	0	11	21	0.319	0.368	0.400	0.768	84	5	6	0	1	2
David Gates	25	53	229	188	33	46	10	0	5	29	4	1	25	52	0.245	0.360	0.378	0.737	71	4	11	1	4	0
Ryan Hamilton	22	55	195	175	16	41	5	0	0	15	1	2	9	26	0.234	0.271	0.263	0.534	46	5	1	7	3	0
Jimmy Hurst	34	94	405	335	74	103	19	1	18	78	11	2	60	62	0.307	0.407	0.531	0.939	178	7	2	0	8	6
Tyler Johnstone	22	2	3	2	0	0	0	0	0	0	0	0	1	0	0.000	0.333	0.000	0.333	0	0	0	0	0	0
Fehlandt Lentini	28	96	452	418	93	136	32	13	6	49	57	8	24	36	0.325	0.364	0.507	0.871	212	10	4	1	5	0
Matt Mann	26	96	394	358	44	100	23	0	9	59	11	8	30	30	0.279	0.335	0.419	0.754	150	9	2	0	4	0
Julius Matos	31	15	65	56	13	15	2	0	1	7	1	2	7	7	0.268	0.344	0.357	0.701	20	1	0	1	1	0
Keith Maxwell	31	26	111	99	14	29	4	0	4	17	0	1	9	17	0.293	0.360	0.455	0.815	45	1	2	0	1	0
Aaron Mendoza	27	65	243	217	31	69	17	1	3	32	4	3	19	35	0.318	0.378	0.447	0.825	97	9	3	2	2	2
Onix Mercado	26	9	32	31	2	6	1	0	0	1	0	0	0	4	0.194	0.219	0.226	0.445	7	1	1	0	0	0
Max Poulin*	29	93	359	306	34	69	14	1	0	25	10	7	31	66	0.225	0.310	0.278	0.588	85	7	8	11	3	0
Daniel Quatararo	23	15	53	43	3	7	1	0	0	4	0	2	9	10	0.163	0.308	0.186	0.494	8	2	0	1	0	0
Amos Ramon	23	10	41	33	1	10	2	0	0	5	2	1	4	7	0.303	0.378	0.364	0.742	12	0	0	4	0	0
Greg Sain	26	40	171	156	19	32	9	0	6	27	2	0	10	47	0.205	0.263	0.378	0.641	59	3	3	0	2	0
Will Smith*	24	51	220	196	28	52	11	0	4	22	3	1	23	25	0.265	0.342	0.383	0.725	75	6	0	1	0	1
Corey Stang	24	36	103	97	15	33	4	1	0	13	0	0	5	18	0.340	0.369	0.402	0.771	39	3	0	0	1	0
Sean Walsh	26	76	324	283	32	66	11	2	6	35	9	2	28	44	0.233	0.319	0.350	0.669	99	10	9	1	3	0
19 Players	27.6	96	3677	3250	481	892	174	20	65	448	115	40	307	513	0.274	0.343	0.400	0.743	1301	84	52	30	38	11

PITCHER	Age	W	L	W-L%	ERA	G	GS	GF	CG	SHO	SV	IP	H	R	ER	HR	BB	IBB	SO	HBP	BK	WP	BF	WHIP	H9	HR9	BB9	SO9	SOW
Josh Beshears	24	10	5	0.667	3.25	19	19	0	2	1	0	119.0	106	54	43	12	50	0	85	5	1	4	506	1.31	8.0	0.9	3.8	6.4	1.7
Glenn Bott*	24	7	7	0.500	3.79	20	20	0	1	1	0	130.2	132	62	55	10	30	0	96	4	0	7	547	1.24	9.1	0.7	2.1	6.6	3.2
Joe Brown*	24	2	3	0.400	3.60	36	2	17	0	0	2	65.0	62	33	26	4	27	4	56	2	0	6	287	1.37	8.6	0.6	3.7	7.8	2.1
Ken Chenard	27	3	3	0.500	4.30	6	6	0	0	0	0	29.1	24	20	14	4	8	0	37	5	0	2	130	1.09	7.4	1.2	2.5	11.4	4.6
Tony Evans	26	5	3	0.625	4.58	14	13	0	1	1	0	72.2	68	38	37	10	27	0	64	3	0	3	310	1.31	8.4	1.2	3.3	7.9	2.4
Dave Glick*	30	1	3	0.250	7.11	5	4	0	0	0	0	19.0	28	19	15	2	13	1	11	0	0	1	97	2.16	13.3	0.9	6.2	5.2	0.9
Jason Glosser	27	0	0		9.53	6	0	2	0	0	0	11.1	17	12	12	1	4	1	7	0	0	0	53	1.85	13.5	0.8	3.2	5.6	1.8
Reggie Harris	37	0	0		27.00	1	0	0	0	0	0	1.0	3	3	3	0	1	0	1	0	0	0	7	4.00	27.0	0.0	9.0	9.0	1.0
Jim Harrison	27	0	0		9.53	11	0	5	0	0	0	11.1	18	12	12	1	4	0	7	0	0	0	54	1.94	14.3	0.8	3.2	5.6	1.8
Josh Kite*	24	1	1	0.500	1.96	43	0	17	0	0	12	46.0	34	15	10	1	16	2	54	0	0	4	185	1.09	6.7	0.2	3.1	10.6	3.4
B.J. Litchfield	26	1	0	1.000	9.00	1	0	0	0	0	0	1.0	2	1	1	1	0	0	1	0	0	0	5	2.00	18.0	9.0	0.0	9.0	
Ben Moore	25	7	4	0.636	2.51	19	15	1	1	1	0	97.0	78	30	27	5	23	0	58	6	1	7	390	1.04	7.2	0.5	2.1	5.4	2.5
Howard Pence	26	7	4	0.636	2.34	38	0	8	0	0	1	50.0	41	19	13	3	27	1	37	5	0	7	220	1.36	7.4	0.5	4.9	6.7	1.4
Max Poulin	29	0	0		0.00	1	0	1	0	0	0	1.0	0	0	0	0	0	0	1	0	0	0	3	0.00	0.0	0.0	0.0	9.0	
Amos Ramon	23	0	0		0.00	1	0	0	0	0	0	2.0	1	0	0	0	0	0	1	0	0	0	7	0.50	4.5	0.0	0.0	4.5	
Chad Scarbery	25	2	2	0.500	5.14	12	10	0	0	0	0	61.1	71	41	35	4	26	1	37	6	1	7	281	1.58	10.4	0.6	3.8	5.4	1.4
Donnie Smith	33	1	2	0.333	2.51	23	0	5	0	0	0	14.1	9	4	4	0	13	1	11	0	0	5	66	1.54	5.7	0.0	8.2	6.9	0.9
Phil Sobkow	25	0	1	0.000	5.14	5	5	0	0	0	0	21.0	26	17	12	0	14	0	10	3	2	3	101	1.91	11.1	0.0	6.0	4.3	0.7
Darwin Soto	24	1	2	0.333	5.48	23	0	19	0	0	9	23.0	36	18	14	3	7	0	15	2	1	3	111	1.87	14.1	1.2	2.7	5.9	2.1
Brian Stirm	24	1	3	0.250	6.43	9	0	2	0	0	0	7.0	11	6	5	0	7	0	5	0	0	0	39	2.57	14.1	0.0	9.0	6.4	0.7
Juan Velazquez	22	0	0		4.91	4	0	2	0	0	0	3.2	3	2	2	1	1	0	7	0	0	0	15	1.09	7.4	2.5	2.5	17.2	7.0
Luis Villarreal*	26	2	0	1.000	2.38	2	2	0	0	0	0	11.1	12	3	3	0	3	0	9	0	0	0	49	1.32	9.5	0.0	2.4	7.1	3.0
Mike Wagner*	21	1	1	0.500	2.55	37	0	12	0	0	1	49.1	39	16	14	2	11	0	42	3	1	5	196	1.01	7.1	0.4	2.0	7.7	3.8
23 Players	25	52	44	0.542	3.78	96	96	91	5	8	25	847.1	821	425	356	64	312	11	652	44	7	64	3659	1.34	8.7	0.7	3.3	6.9	2.1



Amos Ramon played briefly for Winnipeg in 2006 before spending the next several years in the Frontier League. Ramon returned to the Goldeyes in 2011, and was named MVP of the 2012 American Association playoffs.

2007 WINNIPEG GOLDEYES GAME-BY-GAME

- CAPS indicate series sweeps

GM	DATE	OPPONENT	RES	SCORE	REC	POS	GB	WINNER	LOSER	SAVE	ATT	TIME		
1	5/17	at Gary SouthShore	L	2-1	0-1	T3	1.0	Brown (1-0)	Russell (0-1)	Cogan (1)	3,102	2:32		
2	5/18	at Gary SouthShore	W	4-3	1-1	T2	1.0	Moore (1-0)	Habel (0-1)	Davis (1)	3,025	2:52		
3	5/19	at Gary SouthShore	L	8-3	1-2	T3	2.0	Paduch (1-0)	Arial (0-1)		2,946	3:04		
4	5/20	at Gary SouthShore	L	4-2	1-3	T3	3.0	Blackwell (1-0)	Rapp (0-1)	Cogan (2)	1,632	2:43		
5	5/21	at Joliet	L	7-4	1-4	T3	3.0	Renault (1-0)	Herman (0-1)		1,681	2:43		
6	5/22	at Joliet	L	8-6	1-5	4	4.0	Sevier (1-1)	Bott (0-1)	Williams (1)	3,176	2:51		
7	5/23	at Joliet	W	10-7 (12)	2-5	4	4.0	Davis (1-0)	Tucker (0-1)		4,834	3:33		
8	5/25	KANSAS CITY	W	8-7	3-5	T3	3.0	Velazquez (1-0)	Schweitzer (0-2)	Davis (2)	6,904	3:42		
9	5/27 (1)	KANSAS CITY	W	11-3 (7)	4-5	3	3.0	Lawson (1-0)	Braxton (1-1)			2:33		
10	5/27 (2)	KANSAS CITY	W	7-2 (7)	5-5	3	2.0	Bott (1-1)	Lewis (1-1)		6,086	1:53		
11	5/28	KANSAS CITY	W	8-6	6-5	3	1.0	Russell (1-1)	Boughner (0-1)	Davis (3)	7,311	2:37		
12	5/29	at Fargo-Moorhead	W	6-5	7-5	T1		Kintzler (1-0)	Schutt (0-2)	Davis (4)	2,104	2:50		
13	5/30	at Fargo-Moorhead	L	7-3	7-6	T2	1.0	Michael (1-1)	Posey (0-1)		2,013	2:32		
14	5/31	at Fargo-Moorhead	L	7-3	7-7	T2	2.0	Renkert (3-0)	Bicknell (0-1)		3,279	2:35		
15	6/01	Calgary	L	7-3	7-8	3	3.0	Groeger (3-1)	Bott (1-2)	Olson (1)	6,013	3:05		
16	6/02	Calgary	W	9-3	8-8	T2	2.0	Lawson (2-0)	Sobkow (0-2)	Arial (1)	6,626	3:10		
17	6/03	Calgary	L	6-3	8-9	3	2.0	Minami (2-2)	Moore (1-1)	Manning (3)	5,804	3:05		
18	6/05	Fargo-Moorhead	W	6-0	9-9	3	1.0	Posey (1-1)	Michael (1-2)		5,859	2:20		
19	6/06	Fargo-Moorhead	W	5-4	10-9	T1		Kintzler (2-0)	Rowe (1-2)	Davis (5)	6,182	2:43		
6/07	Fargo-Moorhead							RAINED OUT - GAME WAS NEVER MADE UP						
20	6/08	at Calgary	W	5-4 (10)	11-9	T1		Moore (2-1)	Waite (0-1)	Davis (6)	1,037	3:18		
21	6/09	at Calgary	W	7-3	12-9	1	1.0	Lawson (3-0)	Lyons (0-2)		1,607	2:54		
22	6/10	at Calgary	L	16-1	12-10	1	1.0	Minami (3-2)	Bicknell (0-2)		1,705	3:05		
23	6/12	at Edmonton	W	3-2	13-10	1	1.0	Posey (2-1)	Johnson (0-1)	Davis (7)	1,136	2:45		
24	6/13	at Edmonton	L	8-2	13-11	1	1.0	Richmond (3-1)	Moore (2-2)		1,503	2:40		
25	6/14	at Edmonton	W	15-7	14-11	1	1.0	Bott (2-2)	Rivard (1-4)		1,477	3:02		
26	6/15	Schaumburg	W	8-2	15-11	1	1.0	Lawson (4-0)	Harris (2-1)		6,285	2:45		
27	6/16	Schaumburg	W	4-3	16-11	1	1.0	Davis (2-0)	Morrison (1-2)		7,026	2:50		
28	6/17	Schaumburg	L	9-1	16-12	1	1.0	Dickinson (3-3)	Posey (2-2)		6,406	2:39		
29	6/18	Edmonton	W	12-8	17-12	1	1.5	Moore (3-2)	Rivard (1-5)		6,067	3:13		
30	6/19	Edmonton	L	8-4	17-13	1	0.5	Castro (2-1)	Bott (2-3)		6,754	2:57		
31	6/20	Edmonton	W	11-3	18-13	1	0.5	Pease (1-0)	Henry (1-4)		7,177	3:09		
32	6/22	at JOLIET	L	4-0	18-14	2	0.5	Renault (5-1)	Bicknell (0-3)		5,635	2:42		
33	6/23	at JOLIET	L	5-4	18-15	T2	1.5	Williams (1-2)	Posey (2-3)		5,007	2:48		
34	6/24	at JOLIET	L	4-3	18-16	3	1.5	Elison (2-1)	Rapp (0-2)		4,107	2:29		
35	6/26	Calgary	W	9-5	19-16	3	1.0	Arial (1-1)	Klatt (1-3)		6,581	3:25		
36	6/27	Calgary	L	3-2	19-17	3	1.5	Alexander (3-2)	Lawson (4-1)	Waite (2)	6,545	2:55		
37	6/28	Calgary	L	3-2	19-18	3	2.5	Schutt (4-2)	Kusiewicz (0-1)	Olson (2)	5,873	3:03		
38	6/29	Gary SouthShore	W	11-1	20-18	3	2.5	Posey (3-3)	Paduch (3-3)		6,022	2:49		
39	6/30	Gary SouthShore	W	4-2	21-18	T2	2.5	Moore (4-2)	Mumma (1-2)	Davis (8)	6,611	2:34		
40	7/01	Gary SouthShore	W	6-4 (10)	22-18	2	1.5	Davis (3-0)	Cogan (1-3)		6,306	3:43		
41	7/02	Gary SouthShore	L	8-6	22-19	T2	2.5	Habel (7-3)	Lawson (4-2)	Cogan (11)	5,829	2:56		
42	7/03	Gary SouthShore	W	7-2	23-19	T2	2.5	Davis (4-0)	Paduch (3-4)		5,603	2:20		
43	7/04	at Kansas City	W	11-5	24-19	T2	1.5	Posey (4-3)	Caughey (0-3)		6,312	3:23		
44	7/05	at Kansas City	W	6-3	25-19	T2	1.5	Moore (5-2)	Krysa (0-4)	Davis (9)	6,127	3:16		
45	7/06	at Kansas City	W	9-6	26-19	2	1.5	Arial (2-1)	Jackson (0-3)	Davis (10)	5,837	3:17		
46	7/07	at Kansas City	L	15-5	26-20	T2	2.5	Krawczyk (2-1)	Lawson (4-3)		7,107	3:28		
47	7/08	at Kansas City	W	8-6	27-20	2	1.5	Kusiewicz (1-1)	Durost (4-2)		5,485	3:29		
48	7/12	Fargo-Moorhead	W	5-3	28-20	T1		Posey (5-3)	Schutt (3-3)	Davis (11)	7,283	2:37		
49	7/13	Fargo-Moorhead	W	6-1	29-20	1		Kusiewicz (2-1)	George (0-1)		6,059	2:44		
50	7/14	Fargo-Moorhead	L	5-2	29-21	T1		Simpson (2-5)	Moore (5-3)	Cotton (9)	7,525	2:41		
51	7/15	Fargo-Moorhead	L	10-7	29-22	T1		Renkert (6-1)	Basilio (0-1)	Cotton (10)	6,379	3:23		
52	7/16	at Calgary	W	13-8	30-22	T1		Bott (3-3)	Wyland (0-2)	Kintzler (1)	953	3:01		
53	7/17	at Calgary	W	9-8	31-22	T1		Rapp (1-2)		Olson (1-2)	893	3:37		
54	7/18	at Calgary	L	6-2	31-23	2	1.0	Schutt (8-2)	Posey (5-4)	Groeger (1)	876	2:56		
55	7/19	at Calgary	L	4-3	31-24	T2	2.0	Lyons (2-3)	Moore (5-4)	Olson (5)	937	2:48		
56	7/20	at FARGO-MOORHEAD	L	10-1	31-25	3	3.0	Renkert (7-1)	Basilio (0-2)		4,035	2:52		
57	7/21	at FARGO-MOORHEAD	L	5-3	31-26	3	4.0	Rowe (5-3)	Pease (1-1)	Cotton (12)	4,318	3:10		
58	7/22	at FARGO-MOORHEAD	L	11-4	31-27	3	5.0	Young (2-0)	Kusiewicz (2-2)		3,051	3:27		
59	7/24	Calgary	L	3-2	31-28	3	5.0	Schutt (9-2)	Posey (5-5)	Lyons (2)	6,758	3:25		
60	7/25	Calgary	W	11-3	32-28	3	4.0	Moore (6-4)	Alexander (4-3)		6,948	2:43		
61	7/26	Calgary	W	1-0	33-28	3	4.0	Kintzler (3-0)	Klatt (1-4)	Davis (12)	6,019	2:17		
62	7/27	EDMONTON	W	10-5	34-28	3	4.0	Kusiewicz (3-2)	Johnson (0-5)		6,202	3:10		
63	7/28	EDMONTON	W	4-3	35-28	T2	4.0	Blitstein (1-0)	Richmond (8-5)	Davis (13)	6,881	2:29		
64	7/29	EDMONTON	W	7-5	36-28	T2	4.0	Posey (6-5)	Castro (3-7)	Davis (14)	6,337	3:01		
65	7/31	at Gary SouthShore	L	3-1	36-29	3	5.0	Kerber (4-4)	Moore (6-5)	Cogan (14)	1,797	2:21		
66	8/01	at Gary SouthShore	W	5-2	37-29	T2	4.0	Kintzler (4-0)	Edsall (1-2)	Davis (15)	2,310	3:19		
67	8/02	at Gary SouthShore	W	6-3	38-29	2	3.0	Kusiewicz (4-2)	Mumma (1-3)	Davis (16)	4,141	3:08		
68	8/03	at KANSAS CITY	L	6-5 (10)	38-30	2	4.0	Schweitzer (2-2)	Beuning (0-1)		6,056	2:58		
69	8/04	at KANSAS CITY	L	11-10	38-31	2	5.0	Schweitzer (3-2)	Basilio (0-3)		7,729	3:52		
70	8/05	at KANSAS CITY	L	9-8	38-32	2	6.0	Schweitzer (4-2)	Davis (4-1)		5,557	3:39		
71	8/07	Fargo-Moorhead	L	4-3	38-33	T2	7.0	George (1-2)	Kintzler (4-1)	Cotton (18)	6,707	2:44		
72	8/08	Fargo-Moorhead	W	8-4	39-33	2	6.0	Kusiewicz (5-2)	Sergent (4-1)		7,097	2:57		
73	8/09	Fargo-Moorhead	L	12-5	39-34	T2	7.0	Lawson (5-4)	Blitstein (1-1)	Rowe (1)	5,810	3:24		
74	8/10	Joliet	W	8-0	40-34	2	7.0	Posey (7-5)	Sevier (10-3)		6,386	2:48		
75	8/11	Joliet	W	8-4	41-34	2	6.0	Moore (7-5)	Forystek (3-3)		6,503	3:07		
76	8/12	Joliet	L	9-4	41-35	T2	6.0	Regits (1-1)	Kintzler (4-2)		6,184	2:42		
77	8/14	at Edmonton	L	4-2	41-36	3	7.0	Pote (7-5)	Kusiewicz (5-3)		1,302	3:10		
78	8/15	at Edmonton	W	5-3	42-36	T2	7.0	Blitstein (2-1)	Johnson (1-6)	Davis (17)	1,296	3:19		
79	8/16	at Edmonton	W	9-5	43-36	2	6.0	Posey (8-5)	Richmond (10-7)		1,458	3:24		
80	8/17	at Calgary	L	13-7	43-37	T2	6.0	Minami (9-4)	Moore (7-6)		921	2:59		
81	8/18	at Calgary	W	14-3	44-37	2	5.5	Kintzler (5-2)	Schutt (9-5)		1,531	2:41		
82	8/19	at Calgary	W	7-4	45-37	2	6.0	Kusiewicz (6-3)	Klatt (3-6)	Davis (18)	2,213	2:57		
83	8/21	Edmonton	W	7-1	46-37	2	4.5	Blitstein (3-1)	Richmond (10-8)		7,288	3:02		
84	8/22	Edmonton	W	9-8	47-37	2	3.5	Davis (5-1)	Sikaras (1-1)		7,015	3:05		
85	8/23	Edmonton	L	9-3	47-38	2	4.0	Pote (8-6)	Moore (7-7)	Waite (5)	5,910	3:03		
86	8/24	Calgary	W	9-8	48-38	2	3.0	Davis (6-1)	Moenter (2-3)		6,822	3:02		
87	8/25	Calgary	W	12-8	49-38	2	3.0	Kusiewicz (7-3)	Greusel (6-2)		6,911	3:19		
88	8/26	Calgary	W	7-5	50-38	2	3.0	Acosta (1-0)	Lyons (3-5)		7,115	2:45		
89	8/27	Calgary	L	5-2	50-39	2	4.0	Sarver (2-1)	Posey (8-6)	Moenter (4)	8,044	3:12		
90	8/28	Calgary	W	9-4	51-39	2	3.0	Moore (8-7)	Minami (10-5)		7,155	3:13		
91	8/29	at Edmonton	L	5-4	51-40	2	4.0	Sikaras (2-1)	Beuning (0-2)		1,715	3:00		
92	8/30	at Edmonton	L	4-3	51-41	2	5.0	Castro (5-9)	Kusiewicz (7-4)	Sikaras (4)	1,542	2:35		
93	8/31	at Edmonton	W	20-5	52-41	2	5.0	Blitstein (4-1)	Pote (8-8)		1,570	2:58		
94	9/01	at Edmonton	L	8-6	52-42	2	6.0	Waite (4-1)	Pease (1-2)	Sikaras (5)	1,360	3:02		
95	9/02	at Edmonton	L	5-4	52-43	2	6.0	Johnson (2-7)	Davis (6-2)		1,731	2:37		

2007 WINNIPEG GOLDEYES STATISTICS

* indicates left-handed batter or left-handed pitcher

indicates switch-hitter

BATTER	Age	G	PA	AB	R	H	2B	3B	HR	RBI	SB	CS	BB	SO	BA	OBP	SLG	OPS	TB	GDP	HBP	SH	SF	IBB
Luis Alen	22	82	323	285	43	95	23	1	3	44	2	2	30	20	0.333	0.396	0.453	0.849	129	8	3	0	5	0
Manny Basilio	27	6	1	1	0	0	0	0	0	0	0	0	0	0	0.000	0.000	0.000	0.000	0	0	0	0	0	0
Cameron Coughlan#	25	24	98	89	14	20	2	0	1	10	10	1	5	20	0.225	0.263	0.281	0.544	25	0	0	3	1	0
Matt Davis	25	44	1	1	0	0	0	0	0	0	0	0	0	1	0.000	0.000	0.000	0.000	0	0	0	0	0	0
Anton French*	31	36	167	138	25	38	4	3	5	20	10	3	17	25	0.275	0.356	0.457	0.813	63	1	2	7	3	0
Antoin Gray	26	93	406	344	59	98	20	1	12	53	8	4	49	51	0.285	0.380	0.453	0.833	156	11	6	3	4	1
Jimmy Hurst	35	32	140	123	23	29	6	2	4	20	2	0	11	25	0.236	0.293	0.415	0.707	51	3	1	0	5	0
Mike Kusiewicz	30	15	3	2	0	0	0	0	0	0	0	0	0	2	0.000	0.000	0.000	0.000	0	0	0	1	0	0
Chris Latham#	34	67	290	237	51	71	16	0	13	46	16	5	46	75	0.300	0.417	0.532	0.948	126	4	3	2	2	1
Fehlandt Lentini	29	92	435	405	86	130	36	7	10	54	42	6	23	40	0.321	0.361	0.519	0.880	210	7	3	3	1	3
Jordan Lundberg	24	25	79	69	12	16	1	0	3	9	0	2	6	18	0.232	0.312	0.377	0.688	26	0	2	2	0	0
Aaron McEachran*	28	24	105	92	11	23	5	0	1	11	0	1	10	23	0.250	0.317	0.337	0.654	31	5	0	1	2	1
Brent Metheny*	26	93	397	326	68	99	21	0	21	70	17	4	56	47	0.304	0.406	0.561	0.967	183	5	5	3	7	5
Max Poulin*	30	95	374	325	53	92	14	7	6	48	6	2	30	71	0.283	0.343	0.425	0.767	138	7	2	12	5	0
Randy Rapp	25	22	1	1	0	0	0	0	0	0	0	0	0	1	0.000	0.000	0.000	0.000	0	0	0	0	0	0
Scott Schade	25	60	241	221	24	54	11	0	3	31	2	0	16	48	0.244	0.297	0.335	0.632	74	9	1	2	1	1
Demond Smith#	34	22	105	87	23	34	5	2	4	20	7	1	11	7	0.391	0.456	0.632	1.088	55	0	2	2	3	0
Corey Stang	25	29	113	105	18	31	7	2	0	10	3	2	5	11	0.295	0.324	0.400	0.724	42	1	0	2	1	0
Walter Young*	27	95	424	383	54	120	13	0	21	78	2	3	35	54	0.313	0.377	0.512	0.889	196	12	5	0	1	7
Dan Ziegler*	22	9	14	12	4	3	2	0	0	2	0	0	1	4	0.250	0.308	0.417	0.724	5	0	0	1	0	0
20 Players	27.7	95	3717	3246	568	953	186	25	107	526	127	36	351	543	0.294	0.365	0.465	0.830	1510	73	35	44	41	19

PITCHER	Age	W	L	W-L%	ERA	G	GS	GF	CG	SHO	SV	IP	H	R	ER	HR	BB	IBB	SO	HBP	BK	WP	BF	WHIP	H9	HR9	BB9	SO9	SO/W
Nibaldo Acosta	24	1	0	1.000	3.07	9	0	2	0	0	0	14.2	16	5	5	1	5	1	4	2	0	0	66	1.43	9.8	0.6	3.1	2.5	0.8
Ryan Ariail*	22	2	1	0.667	5.13	42	0	8	0	0	1	47.1	49	30	27	3	29	2	46	3	0	7	219	1.65	9.3	0.6	5.5	8.7	1.6
Manny Basilio	27	0	3	0.000	13.97	6	2	1	0	0	0	9.2	16	15	15	4	9	1	9	5	0	3	58	2.59	14.9	3.7	8.4	8.4	1.0
Brian Beuning	26	0	2	0.000	3.95	36	0	8	0	0	0	41.0	43	23	18	1	25	3	43	1	1	1	192	1.66	9.4	0.2	5.5	9.4	1.7
Greg Bicknell	38	0	3	0.000	4.91	5	5	0	0	0	0	29.1	35	19	16	2	9	0	15	1	0	1	131	1.50	10.7	0.6	2.8	4.6	1.7
Jeffrey Blitstein	31	4	1	0.800	4.11	7	7	0	0	0	0	46.0	49	25	21	3	12	0	13	2	0	1	192	1.33	9.6	0.6	2.3	2.5	1.1
Glenn Bott*	25	3	3	0.500	5.51	12	11	0	0	0	0	63.2	75	45	39	12	25	0	44	3	0	1	289	1.57	10.6	1.7	3.5	6.2	1.8
Matt Davis	25	6	2	0.750	2.98	44	0	43	0	18	45.1	43	17	15	2	26	4	41	0	0	2	204	1.52	8.5	0.4	5.2	8.1	1.6	
Jason Herman	25	0	1	0.000	8.31	6	2	1	0	0	0	13.0	22	12	12	1	5	0	4	4	0	1	66	2.08	15.2	0.7	3.5	2.8	0.8
Brandon Kintzler	22	5	2	0.714	4.07	29	8	9	0	0	1	77.1	78	43	35	8	13	1	41	7	1	2	327	1.18	9.1	0.9	1.5	4.8	3.2
Mike Kusiewicz*	30	7	4	0.636	4.20	14	13	0	0	0	0	83.2	106	47	39	5	20	2	52	10	1	0	372	1.51	11.4	0.5	2.2	5.6	2.6
Brett Lawson	28	4	3	0.571	4.43	9	9	0	0	0	0	42.2	36	24	21	2	35	0	42	5	0	3	195	1.66	7.6	0.4	7.4	8.9	1.2
Jordan Lundberg	24	0	0		0.00	1	0	1	0	0	0	0.2	1	0	0	0	0	0	0	0	0	0	3	1.50	13.5	0.0	0.0	0.0	0.0
Ben Moore	26	8	7	0.533	5.06	20	19	0	0	0	0	115.2	135	75	65	13	39	5	101	8	0	7	525	1.50	10.5	1.0	3.0	7.9	2.6
Dustin Pease*	21	1	2	0.333	3.26	29	0	5	0	0	0	30.1	23	12	11	2	18	4	21	3	0	2	133	1.35	6.8	0.6	5.3	6.2	1.2
Chad Pendarvis*	24	0	0		20.25	2	0	0	0	0	0	1.1	2	3	3	0	1	0	1	1	0	0	7	2.25	13.5	0.0	6.8	6.8	1.0
Joel Posey	26	8	6	0.571	4.81	21	19	0	1	1	0	116.0	134	66	62	6	65	2	89	5	0	2	525	1.72	10.4	0.5	5.0	6.9	1.4
Max Poulin	30	0	0		0.00	1	0	1	0	0	0	1.0	0	0	0	0	0	0	0	0	0	0	4	0.00	0.0	0.0	0.0	0.0	0.0
Randy Rapp	25	1	2	0.333	5.70	22	0	10	0	0	0	30.0	39	19	19	2	18	2	23	1	0	2	143	1.90	11.7	0.6	5.4	6.9	1.3
Steve Russell	23	1	1	0.500	8.00	9	0	1	0	0	0	9.0	13	8	8	0	9	0	9	2	0	0	49	2.44	13.0	0.0	9.0	9.0	1.0
Juan Velazquez	23	1	0	1.000	17.47	5	0	2	0	0	0	5.2	18	11	11	1	2	0	4	2	0	0	38	3.53	28.6	1.6	3.2	6.4	2.0
Dan Ziegler*	22	0	0		9.35	6	0	2	0	0	0	8.2	10	10	9	3	6	0	7	1	0	2	42	1.85	10.4	3.1	6.2	7.3	1.2
22 Players	25.3	52	43	0.547	4.89	95	95	94	1	3	20	829.2	943	509	451	71	371	27	609	66	3	37	3780	1.58	10.2	0.8	4.0	6.6	1.6



Brent Metheny was voted Goldeyes' team MVP in 2007. The following season, Metheny tied a club record with a 27-game hitting streak.

2008 WINNIPEG GOLDEYES GAME-BY-GAME

- CAPS indicate series sweeps

GM	DATE	OPPONENT	RES	SCORE	REC	POS	GB	WINNER	LOSER	SAVE	ATT	TIME
1	05/15	Kansas City	L	3-2	0-1	T4	1.0	Boughner (1-0)	Bay (0-1)	Trahan (1)	6,232	2:13
2	05/16	Kansas City	W	5-4	1-1	T1		Foltin (1-0)	Martinez (0-1)		5,216	3:02
3	05/17	Kansas City	L	9-0	1-2	T4	1.0	Michael (1-0)	Ransom (0-1)		5,406	2:44
4	05/18	Kansas City	L	6-5	1-3	T5	2.0	Haehnel (1-0)	Foltin (1-1)	Trahan (2)	5,812	2:59
5	05/19	Fargo-Moorhead	W	5-2	2-3	T3	2.0	Baldwin (1-0)	Bakker (0-1)	Mendoza (1)	5,011	2:47
6	05/20	Fargo-Moorhead	L	8-4	2-4	T3	3	Renkert (1-0)	Bay (0-2)	Cotton (1)	5,322	3:10
7	05/21	Fargo-Moorhead	W	7-1	3-4	T3	3	Kintzler (1-0)	Coffman (0-2)		5,245	2:31
8	05/23	at Joliet	W	5-4	4-4	T3	2.0	Beuning (1-0)	Shetrone (0-1)		4,202	2:49
9	05/24	at Joliet	L	8-2	4-5	T3	3.0	Moraga (1-0)	Walker (0-1)		3,376	3:03
10	05/25	at Joliet	L	6-5	4-6	T4	4.0	Shetrone (1-1)	Mendoza (0-1)		2,414	3:21
11	05/26	at Joliet	W	9-4	5-6	T3	3.0	Bay (1-2)	Forystek (0-1)	Beuning (1)	1,956	2:37
12	05/27	at Fargo-Moorhead	L	7-2	5-7	T4	4.0	Coffman (1-2)	Kintzler (1-1)		2,751	2:18
13	05/28	at Fargo-Moorhead	L	9-6	5-8	T4	4.0	Lawson (1-1)	Ransom (0-2)	Cotton (3)	4,007	2:52
14	05/30	Joliet	L	5-3	5-9	5	5.5	Forystek (1-1)	Walker (0-2)	Meigs (1)	6,431	2:42
15	05/31	Joliet	L	5-4	5-10	6	6.5	Trolia (3-0)	Baldwin (1-1)	Shetrone (4)	5,322	2:43
16	06/01	Joliet	W	8-2	6-10	6	5.5	Bay (2-2)	Taylor (0-1)	Pease (1)	5,886	2:51
17	06/03	at KANSAS CITY	W	8-4	7-10	5	4.5	Kintzler (2-1)	Michael (1-3)		5,086	3:10
18	06/04	at KANSAS CITY	W	20-11	8-10	4	3.5	Pease (1-0)	Hamblet (1-1)		4,066	3:47
19	06/05	at KANSAS CITY	W	12-2	9-10	4	2.5	Baldwin (2-1)	Rivas (2-1)		4,511	2:49
20	06/07 (1)	Schaumburg	L	9-6 (7)	9-11	5	3.0	Byard (1-1)	Bay (2-3)	Popp (5)		2:39
21	06/07 (2)	Schaumburg	W	4-3 (7)	10-11	4	2.5	Jackson (1-0)	Mumma (2-3)	Mendoza (3)	6,326	1:56
22	06/08	Schaumburg	W	5-2	11-11	T3	2.0	Kintzler (3-1)	Frega (2-2)		6,086	2:32
	06/09	Fargo-Moorhead						RAINED OUT - GAME WAS MADE UP JUNE 28				
23	06/10	Fargo-Moorhead	W	6-3	12-11	4	0.5	Walker (1-2)	Rowe (2-1)		7,956	2:52
24	06/11	at Schaumburg	L	9-8	12-12	5	1.0	Koch (1-0)	Beuning (1-1)		3,351	2:51
25	06/12	at Schaumburg	L	9-7	12-13	5	1.5	Popp (2-2)	Arial (0-1)	Byard (1)	4,013	3:33
26	06/13	at Joliet	W	12-8	13-13	5	1.5	Kintzler (4-1)	Trolia (5-1)		4,133	3:37
27	06/14	at Joliet	L	5-4	13-14	5	2.5	Meigs (1-3)	Pease (1-1)	Shetrone (6)	4,802	3:20
28	06/15	at Joliet	W	8-5 (10)	14-14	5	1.5	Arial (1-1)	Meigs (1-4)		3,129	3:27
29	06/17	Gary South Shore	W	4-2	15-14	3	1.5	Baldwin (3-1)	Phillips (1-4)	Mendoza (4)	7,286	2:41
30	06/18	Gary South Shore	L	4-3	15-15	4	2.5	Tuomi (2-1)	Kintzler (4-2)	Hoelscher (3)	7,644	2:35
31	06/19	Gary South Shore	L	9-4	15-16	5	2.5	Pellico (5-2)	Jackson (1-1)		7,658	2:41
32	06/20	at FARGO-MOORHEAD	W	5-4	16-16	4	2.5	Walker (2-2)	Koerber (3-4)	Mendoza (5)	4,771	2:48
33	06/21 (1)	at FARGO-MOORHEAD	W	5-2 (7)	17-16	T3	2.0	Bay (3-3)	Rowe (2-2)	Mendoza (6)		2:04
34	06/21 (2)	at FARGO-MOORHEAD	W	4-2 (7)	18-16	2	2.0	Pease (2-1)	Laber (1-1)	Mendoza (7)	3,749	2:26
35	06/22	at FARGO-MOORHEAD	W	5-4	19-16	2	1.0	Baldwin (4-1)	Renkert (3-3)	Beuning (2)	3,773	2:42
36	06/24	Kansas City	W	6-5 (11)	20-16	1	0.5	Beuning (2-1)	Hummel (2-2)		6,921	4:17
37	06/25	Kansas City	L	5-1	20-17	2	0.5	Stott (1-1)	Walker (2-3)	Trahan (10)	6,067	3:07
38	06/26	Kansas City	W	7-3	21-17	T1		Jackson (2-1)	Snow (1-2)	Beuning (3)	6,284	3:01
39	06/27	Fargo-Moorhead	W	8-4	22-17	T1		Arial (2-1)	Koerber (3-5)		5,586	3:08
40	06/28 (1)	Fargo-Moorhead	W	3-1 (7)	23-17	T1		Beuning (3-1)	Renkert (3-4)	Mendoza (8)		1:53
41	06/28 (2)	Fargo-Moorhead	L	3-2 (9)	23-18	2	0.5	Koerber (4-5)	Beuning (3-2)	Cotton (9)	7,243	2:29
42	06/29	Fargo-Moorhead	L	19-9	23-19	2	1.5	Coffman (3-3)	Kintzler (4-3)		6,341	3:29
43	07/01	at Gary South Shore	W	15-11	24-19	2	0.5	Arial (3-1)	Halford (4-1)	Beuning (4)	2,006	3:18
44	07/02	at Gary South Shore	W	5-4	25-19	1	0.5	Mendoza (1-1)	Hoelscher (1-2)		1,503	2:49
45	07/03	at Gary South Shore	L	2-1	25-20	2	0.5	Misawa (3-1)	Beuning (3-3)		5,039	2:48
46	07/04	at Joliet	L	6-5	25-21	2	0.5	Flinger (3-0)	Mendoza (1-2)		4,739	2:54
47	07/05	at Joliet	W	10-1	26-21	1	0.5	Jackson (3-1)	Taylor (0-2)		2,626	2:57
48	07/06	at Joliet	W	7-2	27-21	1	1.5	Walker (3-3)	Sevier (3-3)		3,485	2:17
49	07/10	Joliet	W	17-1	28-21	1	2	Bay (4-3)	Trolia (6-3)		7,322	2:42
50	07/11	Joliet	L	15-12	28-22	1	1.5	Moraga (7-1)	Jackson (3-2)		5,725	3:35
51	07/13	Joliet	W	7-6	29-22	1	1	Beuning (4-3)	Meigs (1-5)		6,684	2:52
52	07/14	at Kansas City	W	5-1	30-22	1	1	Walker (4-3)	Rhoads (1-2)		5,412	2:29
53	07/15	at Kansas City	L	7-6	30-23	T1		Horne (4-0)	Mendoza (1-3)	Trahan (13)	6,979	3:05
54	07/16	at Kansas City	L	6-3	30-24	2	1.0	Durost (4-3)	Bay (4-4)	Trahan (14)	6,020	2:55
55	07/17	at Kansas City	L	15-0	30-25	2	2.0	Snow (3-3)	Jackson (3-3)		5,480	3:03
56	07/18	at FARGO-MOORHEAD	L	6-5	30-26	2	3.0	Bakker (4-2)	Baldwin (4-2)	Smith (2)	3,780	2:34
57	07/19	at FARGO-MOORHEAD	L	4-3	30-27	T2	4.0	George (3-0)	Walker (4-4)	Cotton (14)	3,634	2:46
58	07/20	at FARGO-MOORHEAD	L	12-4	30-28	3	5.0	Weitzman (3-1)	Bay (4-5)		3,327	2:58
59	07/22	Kansas City	W	6-1	31-28	T2	5.0	Jackson (4-3)	Durost (4-4)		7,021	2:55
60	07/23	Kansas City	L	7-3	31-29	3	6.0	Snow (4-3)	Baldwin (4-3)		7,122	3:01
61	07/24	Kansas City	W	5-1	32-29	T2	6.0	Walker (5-4)	Rhoads (2-3)		6,412	2:29
62	07/25	at Gary South Shore	L	4-0	32-30	T2	7.0	Forystek (3-6)	Bay (4-6)	Misawa (2)	4,811	2:30
63	07/26	at Gary South Shore	L	4-1	32-31	T3	7.0	Pellico (7-3)	Michael (1-5)	Misawa (3)	4,170	2:17
64	07/27	at Gary South Shore	W	7-3	33-31	T2	7.0	Arial (4-1)	Holleran (0-2)		3,066	3:20
65	07/29	GARY SOUTHSORE	L	14-10	33-32	3	7.5	Lewis (2-0)	Pease (2-2)		7,556	3:07
66	07/30	GARY SOUTHSORE	L	10-7 (10)	33-33	T3	8.5	Misawa (5-1)	Mendoza (1-4)		6,311	3:38
67	07/31	GARY SOUTHSORE	L	12-5	33-34	5	8.5	Cogan (3-1)	Bay (4-7)		6,487	2:50
68	08/01	Schaumburg	L	5-1	33-35	5	9.5	Shippey (4-6)	Michael (1-6)		5,890	2:41
69	08/02	Schaumburg	W	4-2	34-35	4	9.5	Kintzler (5-3)	Finch (0-6)	Mendoza (9)	5,658	2:57
70	08/03	Schaumburg	W	11-5	35-35	3	9.5	Baldwin (5-3)	Mumma (6-6)		5,672	2:43
71	08/05	at Fargo-Moorhead	W	10-2	36-35	3	8.5	Walker (6-4)	George (4-1)		4,903	2:45
72	08/06	at Fargo-Moorhead	W	6-0	37-35	3	7.5	Bay (5-7)	Bakker (6-3)		4,013	2:33
73	08/07	at Fargo-Moorhead	L	16-3	37-36	3	8.5	Weitzman (5-2)	Kintzler (5-4)		4,829	3:16
74	08/08	JOLIET	W	6-5 (10)	38-36	3	8.0	Mendoza (2-4)	Darley (0-1)		6,142	3:38
75	08/09 (1)	JOLIET	W	3-2 (7)	39-36	3	8.0	Walker (7-4)	Kinsey (0-3)	Mendoza (10)		2:09
76	08/09 (2)	JOLIET	W	2-1 (7)	40-36	3	7.0	Beuning (5-3)	Cunningham (0-1)		6,595	2:05
77	08/10	JOLIET	W	4-2	41-36	3	7.0	Kintzler (6-4)	Meigs (1-7)	Mendoza (11)	6,048	2:41
78	08/12	Fargo-Moorhead	W	6-5 (13)	42-36	3	6.0	Jackson (5-3)	Rowe (2-3)		6,845	4:24
79	08/13 (1)	Fargo-Moorhead	L	2-0 (7)	42-37	3	7.0	Weitzman (6-2)	Baldwin (5-4)			2:03
80	08/13 (2)	Fargo-Moorhead	W	3-1 (8)	43-37	3	6.0	Pease (3-2)	Lawson (5-3)	Beuning (5)	7,635	1:56
81	08/15	at Schaumburg	W	8-3	44-37	3	6.0	Walker (8-4)	Rollin (2-5)		4,601	2:53
82	08/16	at Schaumburg	L	5-4	44-38	3	7.0	Jordan (2-2)	Kintzler (6-5)	Smith (6)	7,993	2:36
83	08/17	at Schaumburg	W	4-2	45-38	3	7.0	Bay (6-7)	Shippey (5-8)	Beuning (7)	6,121	2:38
84	08/18	at Joliet	L	9-5	45-39	3	8.0	Mumma (8-6)	Baldwin (5-5)		3,914	3:02
85	08/19	at Joliet	L	5-4	45-40	3	9.0	Flinger (4-5)	Beuning (5-4)	Darley (2)	5,458	2:51
86	08/20	Schaumburg	W	5-4 (11)	46-40	3	9.0	Beuning (6-4)	Weida (0-1)		7,180	3:17
87	08/21	Schaumburg	W	3-2 (13)	47-40	3	8.0	Jackson (6-3)	Lanto (0-1)		7,155	4:17
88	08/22	Kansas City	W	6-5	48-40	T2	3.0	Bay (7-7)	Moser (1-2)		6,386	2:51
89	08/23	Kansas City	L	4-1	48-41	3	9.0	Rhoads (4-5)	Baldwin (5-6)	Trahan (20)	7,586	2:46
90	08/24	Kansas City	W	9-6	49-41	3	9.0	Walker (9-4)	Snow (5-6)	Beuning (8)	7,885	2:52
91	08/26	at FARGO-MOORHEAD	L	4-0	49-42	3	10.0	Coffman (10-5)	Kintzler (6-6)	Koerber (1)	4,167	2:52
92	08/27	at FARGO-MOORHEAD	L	2-1	49-43	3	11.0	George (7-1)	Pease (3-3)	Smith (6)	4,236	2:57
93	08/28	at FARGO-MOORHEAD	L	6-5	49-44	3	12.0	Koerber (9-5)	Arial (4-2)	Smith (7)		

2008 WINNIPEG GOLDEYES STATISTICS

* indicates left-handed batter or left-handed pitcher

indicates switch-hitter

BATTER	Age	G	PA	AB	R	H	2B	3B	HR	RBI	SB	CS	BB	SO	BA	OBP	SLG	OPS	TB	GDP	HBP	SH	SF	IBB
Trino Aguilar	26	22	93	83	13	22	7	0	3	14	2	1	7	11	0.265	0.337	0.458	0.795	38	3	2	1	0	0
Jeff DeSmidt	22	36	98	85	8	23	2	0	3	12	0	0	6	20	0.271	0.326	0.400	0.726	34	0	2	3	2	0
D.J. Dixon*	25	14	46	40	1	10	3	0	0	1	0	0	5	8	0.250	0.333	0.325	0.658	13	0	0	1	0	0
Chad Ehrnsberger	30	42	171	141	21	44	13	0	3	21	0	0	25	19	0.312	0.415	0.468	0.883	66	4	2	0	3	0
Brady Everett	24	7	23	20	3	3	1	0	0	3	0	0	1	2	0.150	0.217	0.200	0.417	4	0	1	0	1	0
Antoin Gray	27	94	392	353	36	95	23	2	7	51	3	5	28	51	0.269	0.333	0.405	0.738	143	17	6	5	0	1
Demetrius Heath	27	88	404	359	65	101	16	3	1	25	30	11	32	36	0.281	0.348	0.351	0.699	126	4	5	7	1	0
Jamar Hill	25	75	278	249	33	63	14	3	9	37	10	6	16	71	0.253	0.305	0.442	0.747	110	3	4	6	3	1
Fehlandt Lentini	30	96	451	420	71	125	27	8	9	39	37	5	19	41	0.298	0.334	0.464	0.798	195	11	6	2	4	2
Tyodus Meadows	30	77	306	259	49	75	15	2	7	49	5	1	40	55	0.290	0.392	0.444	0.836	115	10	5	0	2	0
Brent Metheny*	27	79	358	300	63	107	28	1	10	57	25	7	50	40	0.357	0.453	0.557	1.009	167	7	5	0	3	9
Max Poulin*	31	92	346	306	47	82	15	3	6	32	5	4	34	61	0.268	0.340	0.395	0.736	121	8	0	5	1	2
Dustin Richardson	23	13	32	24	2	3	1	0	0	1	0	0	5	3	0.125	0.290	0.167	0.457	4	0	1	1	1	1
Colin Robertson*	24	51	138	131	20	28	5	1	7	23	11	3	4	46	0.214	0.241	0.427	0.668	56	1	1	1	1	1
Scott Schade	26	26	55	51	5	11	1	0	1	3	0	1	3	18	0.216	0.273	0.294	0.567	15	2	1	0	0	0
Jason Sherrer	22	30	102	84	8	15	1	0	0	8	0	0	12	14	0.179	0.277	0.190	0.468	16	0	1	1	4	0
Nicholas Stilwagon	25	12	34	32	2	6	0	0	0	2	0	1	1	7	0.188	0.212	0.188	0.400	6	1	0	1	0	0
Kevin West	28	94	401	347	59	110	22	1	18	74	1	2	45	78	0.317	0.397	0.542	0.938	188	9	4	0	5	2
17 Players	27.5	96	3728	3284	506	923	194	24	84	452	129	47	333	581	0.281	0.352	0.431	0.784	1417	80	46	34	31	19

PITCHER	Age	W	L	W-L%	ERA	G	GS	GF	CG	SHO	SV	IP	H	R	ER	HR	BB	IBB	SO	HBP	BK	WP	BF	WHIP	H9	HR9	BB9	SO9	SO/W
Ryan Ariali*	23	4	2	0.667	3.88	38	0	8	0	0	0	51.0	54	29	22	5	32	2	58	0	1	4	235	1.69	9.5	0.9	5.6	10.2	1.8
Zach Baldwin*	25	5	7	0.417	4.70	20	19	0	1	0	0	111.0	138	66	58	12	33	0	55	1	0	4	488	1.54	11.2	1.0	2.7	4.5	1.7
Bear Bay	24	8	7	0.533	5.28	20	19	1	1	1	0	116.0	131	72	68	11	42	2	102	4	1	10	511	1.49	10.2	0.9	3.3	7.9	2.4
Brian Beuning	27	6	4	0.600	1.75	51	0	31	0	0	9	82.1	62	19	16	0	30	6	64	2	0	2	332	1.12	6.8	0.0	3.3	7.0	2.1
Ivan Blanco	24	0	0		7.56	3	0	0	0	0	0	8.1	12	7	7	2	6	0	9	1	1	1	40	2.16	13.0	2.2	6.5	9.7	1.5
Greg Dupas	24	0	0		9.00	6	0	0	0	0	0	8.0	9	10	8	1	7	0	6	1	0	1	39	2.00	10.1	1.1	7.9	6.8	0.9
Wayne Foltin	25	1	1	0.500	10.12	17	0	7	0	0	0	16.0	29	19	18	3	12	1	15	0	0	0	83	2.56	16.3	1.7	6.8	8.4	1.3
Aaron Jackson	22	6	3	0.667	4.21	25	8	5	1	0	0	77.0	89	47	36	3	37	1	46	4	2	13	345	1.64	10.4	0.4	4.3	5.4	1.2
Adam Kalafos	22	0	0		17.05	7	0	2	0	0	0	6.1	11	12	12	2	8	0	5	0	0	0	37	3.00	15.6	2.8	11.4	7.1	0.6
Brandon Kintzler	23	7	6	0.538	4.65	20	19	0	0	0	0	112.1	139	68	58	8	36	2	73	1	0	8	497	1.56	11.1	0.6	2.9	5.8	2.0
Cristian Mendoza	26	2	4	0.333	3.80	29	0	26	0	0	11	23.2	25	12	10	1	10	4	27	1	0	4	108	1.48	9.5	0.4	3.8	10.3	2.7
Mark Michael	27	0	2	0.000	3.77	4	2	1	0	0	0	14.1	12	7	6	1	3	0	7	2	0	0	56	1.05	7.5	0.6	1.9	4.4	2.3
Dustin Pease*	22	3	3	0.500	3.16	37	6	8	0	0	1	79.2	75	39	28	6	26	2	80	4	2	3	343	1.27	8.5	0.7	2.9	9.0	3.1
Max Poulin	31	0	0		0.00	2	0	2	0	0	0	1.2	1	0	0	0	0	0	1	0	0	0	6	0.60	5.4	0.0	0.0	5.4	
Robert Ransom	26	0	2	0.000	15.12	3	3	0	0	0	0	8.1	16	16	14	2	4	0	5	1	0	0	47	2.40	17.3	2.2	4.3	5.4	1.3
Scott Schade	26	0	0		0.00	2	0	1	0	0	0	2.0	1	0	0	0	0	0	1	0	0	0	7	0.50	4.5	0.0	0.0	4.5	
Andrew Walker	25	9	4	0.692	4.45	21	20	0	1	0	0	121.1	150	67	60	16	33	3	62	3	1	3	543	1.51	11.1	1.2	2.4	4.6	1.9
17 Players	24.4	51	45	0.531	4.51	96	96	92	4	1	21	839.1	954	490	421	73	319	23	616	25	8	53	3717	1.52	10.2	0.8	3.4	6.6	1.9



Brandon Kintzler pitched two seasons for the Goldeyes from 2007-08, and is now in his 11th consecutive season in the Major Leagues.

2009 WINNIPEG GOLDEYES GAME-BY-GAME

- CAPS indicate series sweeps

GM	DATE	OPPONENT	RES	SCORE	REC	POS	GB WINNER	LOSER	SAVE	ATT	TIME
1	05/16	at Kansas City	W	10-4	1-0	T1	Cruse (1-0)	Trahan (0-1)		6,009	3:31
2	05/17	at Kansas City	W	13-3	2-0	1	0.5 Bay (1-0)	James (0-1)		3,764	2:58
3	05/19	at FARGO-MOORHEAD	W	5-2	3-0	1	1.0 Pfingsgraff (1-0)	Fogelson (0-1)	Davis (1)	2,243	2:40
4	05/20	at FARGO-MOORHEAD	W	7-4	4-0	1	1.0 Walker (1-0)	Coffman (1-1)	Davis (2)	2,435	2:46
5	05/21	at FARGO-MOORHEAD	W	6-4	5-0	1	2.0 Baldwin (1-0)	Bakker (0-1)	Homer (1)	3,938	3:19
6	05/22	Kansas City	L	13-12 (10)	5-1	1	1.0 Trahan (2-1)	Davis (0-1)	McAllister (1)	6,386	3:30
7	05/23	Kansas City	L	7-2	5-2	T1	- James (1-1)	Pfingsgraff (1-1)		5,325	3:04
8	05/24	Kansas City	W	6-5 (10)	6-2	1	1.0 Davis (1-1)	Shipman (0-1)		5,364	3:20
9	05/25	Gary SouthShore	L	4-2	6-3	1	0.5 Thornton (1-1)	Odom (0-1)	Walker (2)	5,001	2:49
10	05/26	Gary SouthShore	W	5-2	7-3	1	0.5 Bay (2-0)	Masaoka (0-2)	Davis (3)	5,986	2:24
11	05/27	Gary SouthShore	W	7-5	8-3	1	0.5 Pfingsgraff (2-1)	Cogan (1-2)	Davis (4)	5,481	2:27
12	05/29	at JOLIET	W	11-3	9-3	1	2.0 Walker (2-0)	Johnson (0-2)		3,550	3:06
13	05/30	at JOLIET	W	5-4	10-3	1	3.0 Odom (1-1)	Richardson (0-2)	Davis (5)	2,127	3:11
14	05/31	at JOLIET	W	9-1	11-3	1	3.0 Bay (3-0)	Trollia (1-3)		2,756	2:43
15	06/01	at Kansas City	L	6-2	11-4	1	2.5 Rhoads (2-0)	Pfingsgraff (2-2)		3,009	2:43
16	06/03 (1)	at Kansas City	W	4-2 (12)	12-4	1	2.5 Davis (2-1)	Johnson (0-1)		4,623	3:50
17	06/03 (2)	at Kansas City	L	2-0 (7)	12-5	1	1.5 James (2-2)	Cruse (1-1)			1:47
18	06/05	FARGO-MOORHEAD	W	13-6	13-5	1	1.0 Haigwood (1-0)	Coffman (3-2)		5,759	2:56
19	06/06	FARGO-MOORHEAD	W	6-5 (12)	14-5	1	2.0 Baldwin (2-0)	Fellman (1-2)		5,598	4:13
20	06/07	FARGO-MOORHEAD	W	6-5	15-5	1	2.0 Odom (2-1)	Finocchi (0-1)		5,667	2:56
21	06/09 (1)	GARY SOUTHSORE	W	4-2 (7)	16-5	1	2.0 Walker (3-0)	Thornton (2-3)	Davis (6)	2:16	
22	06/09 (2)	GARY SOUTHSORE	W	6-2 (7)	17-5	1	3.0 Haigwood (2-0)	Masaoka (0-4)	Odom (1)	5,389	2:10
23	06/10	GARY SOUTHSORE	W	3-2	18-5	1	3.0 Bay (4-0)	Cogan (2-3)	Davis (7)	5,186	2:30
24	06/11	GARY SOUTHSORE	W	6-2	19-5	1	4.0 Cruse (2-1)	Fischer (0-2)		7,102	2:50
25	06/14 (1)	at Joliet	W	3-0 (7)	20-5	1	6.0 Walker (4-0)	Mumma (3-2)		3,643	1:54
26	06/14 (2)	at Joliet	L	2-0 (7)	20-6	1	5.0 Shortell (2-0)	Baldwin (2-1)	Blackwell (1)		1:57
27	06/15	at Joliet	L	5-4	20-7	1	5.0 Gehring (1-1)	Bay (4-1)	Shetrone (1)	2,881	2:35
28	06/16	at Fargo-Moorhead	W	3-1	21-7	1	5.5 Haigwood (3-0)	Fellman (1-3)	Davis (8)	3,647	2:42
29	06/17	at Fargo-Moorhead	L	14-2	21-8	1	5.0 Coffman (5-2)	Cruse (2-2)		3,888	3:10
30	06/19	Joliet	L	5-0	21-9	1	4.0 Mumma (4-2)	Walker (4-1)	Blackwell (2)	5,843	2:41
31	06/20	Joliet	W	6-4	22-9	1	4.0 Stew art (1-0)	Paul (1-2)	Davis (9)	5,508	2:17
32	06/21	Joliet	W	9-4	23-9	1	5.0 Odom (3-1)	Gehring (1-2)		6,555	2:27
33	06/22	Joliet	L	6-5 (11)	23-10	1	4.5 Shetrone (2-0)	Davis (2-2)		7,342	3:40
34	06/25 (1)	at Kansas City	L	9-3 (7)	23-11	1	4.0 James (3-4)	Cruse (2-3)		4,507	2:24
35	06/25 (2)	at Kansas City	W	11-9 (7)	24-11	1	5.0 Feldkamp (1-0)	Moser (1-2)	Davis (10)		2:45
36	06/28 (1)	Fargo-Moorhead	L	7-4 (7)	24-12	1	5.0 Koerber (1-2)	Michael (0-1)		5,775	2:47
37	06/28 (2)	Fargo-Moorhead	W	7-6 (7)	25-12	1	6.0 Davis (3-2)	Quezada (2-1)			2:19
38	06/29	Schaumburg	W	7-5	26-12	1	6.5 Walker (5-1)	Quijano (1-1)	Davis (11)	6,426	3:08
39	06/30	Schaumburg	W	16-4	27-12	1	6.5 Cruse (3-3)	Almonte (3-4)		7,536	3:07
40	07/01	Schaumburg	L	9-5	27-13	1	6.5 Popp (2-1)	Stew art (1-1)	How ard (1)	6,884	2:53
41	07/03	at Gary SouthShore	W	10-1	28-13	1	7.0 Bay (5-1)	Masaoka (1-5)		4,226	2:36
42	07/04	at Gary SouthShore	L	2-1 (10)	28-14	1	7.0 Shipman (3-2)	Davis (3-3)		4,823	3:32
43	07/05	at Gary SouthShore	L	5-4	28-15	1	6.0 Cook (1-3)	Davis (3-4)		2,464	2:38
44	07/10	GARY SOUTHSORE	L	5-3 (15)	28-16	1	5.0 Goocher (1-0)	Homer (0-1)	Holleran (1)	6,587	5:13
45	07/11	GARY SOUTHSORE	L	14-4	28-17	1	4.0 Jones (2-1)	Walker (5-2)		6,344	2:45
46	07/12	GARY SOUTHSORE	L	16-4	28-18	1	3.0 Thornton (7-3)	Bay (5-2)		6,026	3:05
47	07/13	at Schaumburg	L	10-1	28-19	1	3.0 Pignatiello (4-5)	Michael (0-2)		3,335	2:44
48	07/14	at Schaumburg	L	8-7 (10)	28-20	1	2.0 How ard (3-1)	Homer (0-2)		2,215	3:57
49	07/15	at Schaumburg	W	22-4	29-20	1	2.0 Walker (6-2)	Quijano (2-2)		2,975	3:14
50	07/16	at Schaumburg	W	7-3	30-20	1	2.0 Bay (6-2)	Almonte (4-6)		4,156	2:58
51	07/17	at Fargo-Moorhead	L	12-11	30-21	1	1.0 Stanton (2-0)	Davis (3-5)		3,928	3:56
52	07/18 (1)	at Fargo-Moorhead	W	6-2 (7)	31-21	1	1.5 Cruse (4-3)	Fellman (2-5)			2:13
53	07/18 (2)	at Fargo-Moorhead	L	5-4 (7)	31-22	1	0.5 Ibanez (3-3)	Baldwin (2-2)	Koerber (3)	4,306	2:15
54	07/19	at Fargo-Moorhead	L	15-7	31-23	2	0.5 Mossey (2-0)	Walker (6-3)		3,536	2:54
55	07/21	KANSAS CITY	W	10-8	32-23	T1	- Davis (4-5)	Cotton (0-2)		6,521	3:12
56	07/22	KANSAS CITY	W	5-4	33-23	2	0.5 Michael (1-2)	Duclos (0-1)	Stew art (1)	6,692	2:48
57	07/23	KANSAS CITY	W	1-0	34-23	T1	- Homer (1-2)	Bolton (3-3)		5,713	2:41
58	07/24	GARY SOUTHSORE	W	9-3	35-23	1	1.0 Walker (7-3)	Jones (4-2)		5,754	2:39
59	07/25	GARY SOUTHSORE	W	4-3 (13)	36-23	1	2.0 Davis (5-5)	Facer (0-1)		6,284	3:30
60	07/26	GARY SOUTHSORE	W	7-4	37-23	1	3.0 Michael (2-2)	Holleran (1-2)	Homer (2)	5,853	2:41
61	07/28 (1)	at Kansas City	W	5-4 (12)	38-23	1	3.5 Stew art (2-1)	Duclos (0-3)		7,539	3:59
62	07/28 (2)	at Kansas City	W	4-3	39-23	1	3.5 Cruse (5-3)	Bolton (3-4)	Davis (12)	4,734	3:05
63	07/29 (1)	at Kansas City	W	6-5	40-23	1	4.0 Baldwin (3-2)	McAllister (4-3)	Homer (3)	4,704	3:03
64	07/29 (2)	at Kansas City	W	2-1 (7)	41-23	1	4.0 Walker (8-3)	Knippschild (3-4)		5,208	1:58
65	07/30	at Kansas City	L	5-2	41-24	1	3.0 Rhoads (5-3)	Bay (6-3)	Cotton (6)	5,004	2:30
66	07/31	at Schaumburg	W	12-4	42-24	1	4.0 Stew art (3-1)	Giles (2-1)		5,992	2:47
67	08/01	at Schaumburg	L	2-1	42-25	1	3.0 Pignatiello (6-7)	Cruse (5-4)	Popp (2)	7,082	2:11
68	08/02	at Schaumburg	W	8-3	43-25	1	4.0 Walker (9-3)	Richardson (2-10)		4,665	2:56
69	08/04	Joliet	W	13-1	44-25	1	3.5 Pulsipher (1-0)	Shortell (3-5)		7,124	2:50
70	08/05	Joliet	L	2-0	44-26	1	2.5 Anderson (1-3)	Michael (2-3)	Shetrone (4)	5,906	2:54
71	08/06	Joliet	W	17-5	45-26	1	2.5 Bay (7-3)	Barrows (2-3)		6,196	3:16
72	08/07	Schaumburg	L	8-5	45-27	1	1.5 Gehring (4-8)	Walker (9-4)	Richardson (5)	5,483	2:55
73	08/08	Schaumburg	L	7-3	45-28	1	1.5 Glant (6-5)	Cruse (5-5)	How ard (5)	5,277	2:57
74	08/09	Schaumburg	W	7-2	46-28	1	2.5 Pulsipher (2-0)	Quijano (3-5)		6,086	2:38
75	08/10	at Joliet	L	8-3	46-29	1	1.5 O'Loughlin (1-1)	Michael (2-4)		4,075	3:10
76	08/11	at Joliet	W	5-3	47-29	1	1.5 Bay (8-3)	Matthes (0-1)	Homer (4)	6,020	2:51
77	08/12	at Joliet	L	5-0	47-30	1	1.0 Sevier (2-2)	Walker (9-5)		5,382	2:23
78	08/13	at Gary SouthShore	L	6-2	47-31	T1	- McCall (5-0)	Davis (5-6)		3,169	2:50
79	08/14	at Gary SouthShore	W	3-1	48-31	1	1.0 Pulsipher (3-0)	Jones (6-3)	Homer (5)	5,509	2:36
80	08/15	at Gary SouthShore	L	4-3	48-32	T1	- Holleran (3-2)	Thomas (0-1)	Shipman (13)	4,874	3:09
81	08/16	at Gary SouthShore	W	5-2	49-32	1	1.0 Baldwin (4-2)	Johnson (4-7)	Davis (13)	4,482	2:55
82	08/17	FARGO-MOORHEAD	L	13-4	49-33	T1	- Bakker (7-5)	Walker (9-6)		5,622	3:15
83	08/18 (1)	FARGO-MOORHEAD	L	7-5 (7)	49-34	2	1.0 Fellman (6-5)	Homer (1-3)	Lavigne (1)		2:29
84	08/18 (2)	FARGO-MOORHEAD	L	11-0 (7)	49-35	3	1.5 Stanton (4-0)	Baldwin (4-3)		8,144	2:31
85	08/19	FARGO-MOORHEAD	L	8-4	49-36	3	1.5 Mossey (4-1)	Pulsipher (3-1)	Ibanez (4)	5,681	2:52
86	08/20	at Schaumburg	L	13-3	49-37	3	2.0 Almonte (6-10)	Michael (2-5)		3,506	3:16
87	08/21	at Schaumburg	W	5-2	50-37	3	2.0 Walker (10-6)	Glant (6-8)	Homer (6)	4,879	3:01
88	08/22	at Schaumburg	L	2-1 (7)	50-38	3	2.0 Popp (3-1)	Baldwin (4-4)	Richardson (8)	5,278	2:08
89	08/23	at Schaumburg	L	7-6	50-39	3	3.0 Giles (3-1)	Davis (5-7)	Richardson (9)	6,981	2:47
90	08/24	JOLIET	W	5-3	51-39	3	2.5 Pulsipher (4-1)	O'Loughlin (1-2)	Homer (7)	5,422	2:24
91	08/25	JOLIET	W	12-7	52-39	3	1.5 Michael (3-5)	Novak (2-6)	Stew art (2)	6,487	3:14
92	08/26	JOLIET	W	2-1	53-39	T2	0.5 Walker (11-6)	Anderson (1-5)	Homer (8)	6,465	2:26
93	08/28	Schaumburg	W	6-2	54-39	2	1.0 Homer (2-3)	Lyons (2-5)		6,479	2:34
94	08/29	Schaumburg	L	4-1	54-40	2	2.0 Quijano (5-6)	Pulsipher (4-2)	Richardson (11)	6,824	2:55
95	08/30	Schaumburg	L	3-2	54-41	2	3.0 Glant (8-8)	Michael (3-6)	How ard (6)	6,895	2:51
96	08/31	Schaumburg	W	7-2	55-41	2	2.0 Walker (12-6)	Lyons (2-6)		8,212	2:28

2009 WINNIPEG GOLDEYES STATISTICS

* indicates left-handed batter or left-handed pitcher

indicates switch-hitter

BATTER	Age	G	PA	AB	R	H	2B	3B	HR	RBI	SB	CS	BB	SO	BA	OBP	SLG	OPS	TB	GDP	HBP	SH	SF	IBB
Josh Asanovich	26	80	353	298	56	85	22	3	9	32	8	3	39	45	0.285	0.382	0.470	0.851	140	12	8	7	1	0
Dee Brown	26	94	391	360	49	116	22	0	12	53	2	1	22	60	0.322	0.371	0.483	0.854	174	11	7	0	2	3
Kurt Crowell	24	48	134	124	16	26	1	1	2	12	1	3	7	28	0.210	0.248	0.282	0.530	35	2	0	1	2	0
Jeff DeSmidt	23	32	92	77	7	22	6	0	1	13	0	1	10	11	0.286	0.378	0.403	0.780	31	2	2	2	1	0
Juan Diaz	35	95	402	356	60	113	13	0	29	90	1	0	33	75	0.317	0.383	0.598	0.981	213	13	8	0	5	8
Cody Ehlers*	27	86	334	302	42	74	18	0	6	41	1	0	27	49	0.245	0.304	0.364	0.668	110	6	0	2	3	1
Adam Frost	22	84	317	289	48	81	11	3	5	19	30	8	17	41	0.280	0.330	0.391	0.721	113	4	5	5	1	0
Vince Harrison	29	14	55	49	8	15	3	0	6	13	0	1	6	6	0.306	0.382	0.735	1.117	36	4	0	0	0	0
Hank Lanto*	24	1	2	2	0	0	0	0	0	0	0	0	0	1	0.000	0.000	0.000	0.000	0	0	0	0	0	0
Wes Long	27	41	184	166	30	57	15	0	3	22	15	1	13	26	0.343	0.385	0.488	0.873	81	2	0	2	3	0
Brent Metheny*	28	80	344	305	49	78	20	2	12	49	13	3	30	64	0.256	0.327	0.452	0.780	138	6	4	2	3	2
Mark Minicozzi	26	14	48	44	3	9	3	0	0	7	0	0	2	8	0.205	0.234	0.273	0.507	12	2	0	1	1	0
Cory Patton*	27	88	388	322	67	77	17	1	13	52	3	3	57	43	0.239	0.362	0.419	0.781	135	4	6	1	2	5
Dustin Richardson	24	73	254	223	38	51	18	0	3	20	5	2	27	40	0.229	0.312	0.350	0.662	78	3	0	4	0	0
Kevin West	29	94	418	369	58	105	22	0	19	66	13	4	40	87	0.285	0.354	0.499	0.853	184	8	3	0	6	1
15 Players	27.1	96	3716	3286	531	909	191	10	120	489	92	30	330	584	0.277	0.348	0.450	0.798	1480	79	43	27	30	20

PITCHER	Age	W	L	W-L%	ERA	G	GS	GF	CG	SHO	SV	IP	H	R	ER	HR	BB	IBB	SO	HBP	BK	WP	BF	WHIP	H9	HR9	BB9	SO9	SO/W
Zach Baldwin*	26	4	4	0.500	3.71	35	6	5	0	0	0	63.0	70	40	26	7	19	2	34	1	0	1	278	1.41	10.0	1.0	2.7	4.9	1.8
Bear Bay	25	8	3	0.727	3.54	22	22	0	0	0	0	129.2	129	68	51	13	24	0	79	4	0	6	537	1.18	9.0	0.9	1.7	5.5	3.3
Kurt Crowell	24	0	0		20.25	2	0	1	0	0	0	1.1	4	4	3	0	2	0	1	0	0	1	10	4.50	27.0	0.0	13.5	6.8	0.5
Andy Cruse	25	5	5	0.500	4.58	25	18	2	0	0	0	114.0	119	63	58	5	46	2	74	4	1	3	492	1.45	9.4	0.4	3.6	5.8	1.6
Matt Davis	27	5	7	0.417	5.12	38	0	29	0	13	45.2	54	27	26	6	16	1	32	3	0	6	206	1.53	10.6	1.2	3.2	6.3	2.0	
Derek Feldkamp	26	1	0	1.000	5.85	25	0	3	0	0	0	40.0	46	26	26	7	12	0	28	0	0	0	176	1.45	10.4	1.6	2.7	6.3	2.3
Daniel Haigwood*	25	3	0	1.000	4.58	7	7	0	0	0	0	35.1	35	18	18	3	19	0	35	2	0	2	156	1.53	8.9	0.8	4.8	8.9	1.8
Chris Homer	28	2	3	0.400	4.83	29	0	19	0	0	8	31.2	29	17	17	4	17	2	27	1	0	1	143	1.45	8.2	1.1	4.8	7.7	1.6
Jon Huizinga	29	0	0		5.40	2	0	1	0	0	0	1.2	1	2	1	0	2	0	1	0	0	1	9	1.80	5.4	0.0	10.8	5.4	0.5
Tim Layden*	26	0	0		11.57	4	0	1	0	0	0	4.2	11	10	6	2	2	0	4	0	0	1	29	2.79	21.2	3.9	3.9	7.7	2.0
Mark Michael	28	3	6	0.333	5.97	16	12	1	0	0	0	63.1	76	52	42	9	41	0	49	5	1	4	309	1.85	10.8	1.3	5.8	7.0	1.2
Aaron Odum*	24	3	1	0.750	3.98	18	0	7	0	0	1	20.1	17	11	9	3	11	1	20	0	1	0	91	1.38	7.5	1.3	4.9	8.9	1.8
Cory Patton*	27	0	0		7.20	6	0	5	0	0	0	5.0	8	5	4	0	5	0	3	1	0	0	28	2.60	14.4	0.0	9.0	5.4	0.6
Ben Pfinsgraff	25	2	2	0.500	6.75	4	4	0	0	0	0	21.1	37	19	16	5	4	0	15	3	1	1	107	1.92	15.6	2.1	1.7	6.3	3.8
Bill Pulsipher*	35	4	2	0.667	3.35	6	6	0	0	0	0	40.1	30	15	15	1	13	0	35	0	0	1	160	1.07	6.7	0.2	2.9	7.8	2.7
Jordan Stewart	25	3	1	0.750	2.91	41	0	14	0	0	2	55.2	45	20	18	1	10	3	38	2	0	2	222	0.99	7.3	0.2	1.6	6.1	3.8
Ian Thomas*	22	0	1	0.000	2.81	11	0	1	0	0	0	16.0	16	6	5	0	9	1	16	1	0	2	69	1.56	9.0	0.0	5.1	9.0	1.8
Andrew Walker	26	12	6	0.667	3.32	22	21	0	6	1	0	149.0	156	72	55	8	29	1	77	2	1	2	613	1.24	9.4	0.5	1.8	4.7	2.7
Kevin West	29	0	0		0.00	1	0	1	0	0	0	0.2	1	0	0	0	0	0	0	0	0	0	3	1.50	13.5	0.0	0.0	0.0	0.0
19 Players	26.2	55	41	0.573	4.22	96	96	90	6	2	24	838.2	884	475	393	74	281	13	568	29	5	34	3638	1.39	9.5	0.8	3.0	6.1	2.0



Former Major Leaguer Juan Diaz crushed 53 home runs in a Goldeyes' uniform from 2009-10.

2010 WINNIPEG GOLDEYES GAME-BY-GAME

- CAPS indicate series sweeps

GM	DATE	OPPONENT	RES	SCORE	REC	POS	GB WINNER	LOSER	SAVE	ATT	TIME
1	5/20	Lake County	L	7-5	0-1	T6	1.0 Falcon	Barb (0-1)		6,311	3:14
2	5/21	Lake County	W	3-0	1-1	T3	1.0 Holliman (1-0)	Bakker (0-1)	Roy (1)	5,243	2:28
3	5/22	Lake County	W	2-1	2-1	T2	1.0 Salamida (1-0)	Bass (0-1)	Barb (1)	5,012	2:22
4	5/23	Lake County	W	7-1	3-1	T1	-- Walker (1-0)	Long (0-1)		5,215	2:21
5	5/24	Joliet	L	7-0 (6)	3-2	4	1.0 Rocco (1-0)	Bello (0-1)		4,426	3:50
6	5/25	Joliet	W	8-4	4-2	T3	0.5 Kniginzyky (1-0)	Shortell (0-1)	Baldw in (1)	5,056	2:55
7	5/26	Joliet	W	6-1	5-2	T2	0.5 Holliman (2-0)	Bay (0-2)		4,634	2:28
8	5/27	Joliet	L	7-3	5-3	T2	1.5 Jackel (2-0)	Salamida (1-1)		5,105	3:15
9	5/28	at Rockford	W	5-2	6-3	2	0.5 Thomas (1-0)	Todd (0-1)	Roy (2)	2,318	2:58
10	5/29	at Rockford	L	5-4	6-4	T3	1.5 Durand (2-0)	Bello (0-2)	Roehl (4)	2,918	3:00
11	5/30	at Rockford	W	10-9	7-4	2	0.5 Thomas (2-0)	Roehl (0-1)	Roy (3)	2,188	3:33
12	6/1 (1)	at Gary SouthShore	L	3-2 (7)	7-5	T2	1.0 Magee (1-2)	Holliman (2-1)	Shipman (4)		1:53
13	6/1 (2)	at Gary SouthShore	L	5-4 (7)	7-6	4	1.5 Furnish (2-0)	Korecky (0-1)		2,057	2:36
14	6/2	at Gary SouthShore	W	8-3	8-6	T3	1.5 Walker (2-0)	McClellan (0-2)		3,751	3:04
15	6/4	Schaumburg	W	6-4	9-6	3	1.5 Bello (1-2)	Quijano (0-2)		6,058	2:39
16	6/5	Schaumburg	L	7-5 (10)	9-7	3	1.5 Elliott (2-1)	Roque (0-1)		5,017	4:25
17	6/6	Schaumburg	W	5-4	10-7	3	1.5 Salamida (2-1)	Moser (0-3)	Korecky (1)	5,911	2:44
18	6/7	Kansas City	L	12-2	10-8	3	2.5 Knippsschild (4-0)	Walker (2-1)		5,055	2:57
19	6/8	Kansas City	L	7-2	10-9	3	3.5 Light (1-0)	Flake (0-1)		6,886	3:32
20	6/9	Kansas City	W	7-6 (7)	11-9	3	2.5 Thomas (3-0)	Dahman (0-1)	Korecky (2)	4,594	2:47
21	6/10	Kansas City	W	2-1	12-9	3	2.5 Thomas (4-0)	McAllister (1-2)	Roy (4)	6,134	2:55
22	6/11	at Schaumburg	L	7-2	12-10	3	2.5 Moser (1-3)	Salamida (2-2)		3,464	2:34
23	6/12	at Schaumburg	W	3-2 (12)	13-10	3	2.5 Roy (1-0)	Price (0-1)	Korecky (3)	3,761	3:40
24	6/13	at Schaumburg	W	6-3	14-10	T2	2.5 Flake (1-1)	Harker (1-4)	Thomas (1)	3,983	2:44
25	6/16	at Lake County	W	5-2	15-10	2	2.0 Holliman (3-1)	Bicondoa (0-2)	Roy (5)	891	2:40
26	6/17	at Lake County	W	8-4	16-10	2	2.0 Salamida (3-2)	Ward (1-4)		907	2:57
27	6/18	at Joliet	L	4-2 (6)	16-11	3	2.5 Anderson (1-1)	Walker (2-2)	Rocco (1)	4,028	1:48
28	6/19	at Joliet	L	3-2	16-12	3	2.5 Bailey (1-1)	Thomas (4-1)		8,138	3:57
29	6/20	at Joliet	W	6-4	17-12	3	1.5 Flake (2-1)	Rocco (2-1)	Roy (6)	3,165	3:03
30	6/21	Gary SouthShore	L	2-1	17-13	3	2.5 Glen (3-2)	Benefield (0-1)	Williams (1)	4,615	3:01
31	6/22	Gary SouthShore	W	9-3	18-13	3	2.0 Salamida (4-2)	Nicholson (0-1)		5,448	2:40
32	6/23	Gary SouthShore	L	7-5	18-14	3	2.5 Cook (2-1)	Roy (1-1)	Shipman (10)	5,189	2:57
33	6/24	Rockford	L	7-1	18-15	3	3.5 Wright (3-2)	Bello (1-3)		5,611	3:24
34	6/25	Rockford	W	5-3	19-15	3	2.5 Roy (2-1)	Todd (0-3)	Korecky (4)	6,912	3:01
35	6/26	Rockford	W	7-3	20-15	3	1.5 Holliman (4-1)	Knoff (0-1)		5,587	3:02
36	6/27	Rockford	W	13-5	21-15	2	1.5 Salamida (5-2)	Lincoln (2-3)	Baldw in (2)	6,249	3:05
37	6/28	at LAKE COUNTY	L	4-3 (12)	21-16	3	2.5 Bass (2-2)	Benefield (0-2)		868	3:42
38	6/29	at LAKE COUNTY	L	3-2	21-17	3	2.5 Sherrill (4-0)	Hodges (0-1)	Gonzalez (1)	897	2:40
39	6/30	at LAKE COUNTY	L	10-8	21-18	3	2.5 Falcon (3-1)	Shetrone (0-1)	Bass (1)	1,767	3:04
40	7/1	at Joliet	W	9-4	22-18	3	2.5 Salamida (6-2)	Stout (2-5)	Shetrone (1)	3,169	3:26
41	7/2	at Joliet	W	4-1	23-18	3	2.5 Walker (3-2)	Privett (3-3)	Korecky (5)	3,663	2:31
42	7/3	at Joliet	W	5-2	24-18	3	2.5 Baldwin (1-0)	Bay (3-3)	Shetrone (2)	2,402	2:37
43	7/4	at Joliet	L	11-4	24-19	3	3.0 Anderson (3-1)	Bello (1-4)		3,444	3:05
44	7/5	at Kansas City	W	10-6	25-19	3	2.0 Thomas (5-1)	McAllister (4-3)	Korecky (6)	3,183	3:34
45	7/6	at Kansas City	L	13-9	25-20	3	3.0 Light (2-0)	Salamida (6-3)		4,119	3:34
46	7/7	at Kansas City	L	6-5	25-21	3	4.0 Graham (2-0)	Shetrone (0-2)	Perez (5)	5,560	2:44
47	7/8	JOLIET	L	5-2	25-22	3	4.5 Privett (4-3)	Baldw in (1-1)	Bailey (6)	6,532	3:01
48	7/9	JOLIET	L	6-3	25-23	T3	5.5 Bay (4-3)	Korecky (0-2)	Bailey (7)	5,127	2:43
49	7/10	JOLIET	L	4-3	25-24	4	6.5 Dahman (1-0)	Roy (2-2)	Bailey (8)	5,446	3:06
50	7/11	JOLIET	L	13-6	25-25	4	7.5 Stout (4-5)	Bello (1-5)		6,179	3:06
51	7/16	at Fargo	L	6-3	25-26	4	8.5 Laber (6-2)	Flake (2-2)		3,614	3:01
52	7/17	at Fargo	W	8-5	26-26	4	7.5 Walker (4-2)	Stanton (2-3)		3,204	3:34
53	7/18	at Fargo	L	16-1	26-27	4	8.5 Fogelson (5-2)	Salamida (6-4)		4,550	3:21
54	7/19	Lake County	W	14-3	27-27	4	8.0 Bello (2-5)	Lew is (0-1)		5,085	2:58
55	7/20	Lake County	L	8-6	27-28	4	8.5 Gonzalez (1-1)	Shetrone (0-3)	Homer (5)	5,389	2:59
56	7/21	Lake County	L	7-6	27-29	4	9.0 Sherrill (5-1)	Forshee (0-1)	Homer (6)	5,278	3:06
57	7/22	Lake County	L	3-2	27-30	4	10.0 Brownell (2-4)	Mackintosh (0-1)		5,547	2:13
58	7/23	Schaumburg	W	11-3	28-30	4	10.0 Salamida (7-4)	Gehring (3-5)		5,621	2:52
59	7/24	Schaumburg	L	4-2	28-31	4	10.0 Glant (5-3)	Flake (2-3)		5,196	2:41
60	7/25	Schaumburg	W	12-9	29-31	4	9.5 Baldwin (2-1)	Giles (0-1)		5,915	2:56
61	7/27	at Rockford	W	7-1	30-31	T4	9.5 Walker (5-2)	Ruw e (3-6)		2,989	2:22
62	7/28	at Rockford	L	4-3	30-32	T4	9.5 Durand (6-5)	Mackintosh (0-2)	Roehl (12)	4,470	2:40
63	7/29	at Rockford	W	8-3	31-32	T4	8.5 Salamida (8-4)	Lincoln (4-6)	Korecky (7)	3,482	3:09
64	7/30 (1)	at Lake County	W	5-1 (7)	32-32	4	8.0 Flake (3-3)	Bicondoa (1-5)			1:40
65	7/30 (2)	at Lake County	W	6-3 (7)	33-32	4	7.0 Bello (3-5)	Sherrill (6-2)	Thomas (2)	3,907	2:00
66	7/31	at Lake County	L	9-4	33-33	4	8.0 Ward (5-5)	Walker (5-3)		5,267	2:33
67	8/1	at Lake County	W	10-6	34-33	4	7.0 Mackintosh (1-2)	Brownell (2-6)		2,643	2:51
68	8/2	at Gary SouthShore	W	4-2	35-33	4	6.5 Salamida (9-4)	Nicholson (4-3)	Korecky (8)	2,274	2:48
69	8/3	at Gary SouthShore	W	6-4	36-33	4	5.5 Baldwin (3-1)	Halsey (4-6)	Thomas (3)	2,306	3:34
70	8/4	at Gary SouthShore	L	6-4	36-34	4	6.0 Glen (8-2)	Walker (5-4)	Shipman (16)	4,155	2:33
71	8/6	Kansas City	W	5-4 (10)	37-34	T3	5.0 Bass (1-0)	Hodges (1-1)		6,184	3:13
72	8/7	Kansas City	L	9-6	37-35	T3	6.0 McAllister (9-4)	Salamida (9-5)	Shetrone (2)	5,485	3:38
73	8/8	Kansas City	W	17-7	38-35	T3	5.0 Flake (4-3)	Knippsschild (7-6)		5,119	3:15
74	8/9	GARY SOUTHSORE	L	7-5	38-36	T3	6.0 Williams (2-2)	Baldw in (3-2)	Shipman (17)	4,811	3:33
75	8/10	GARY SOUTHSORE	L	7-3	38-37	T4	7.0 Engle (4-2)	Bello (3-6)	Shipman (18)	5,479	3:31
76	8/11	GARY SOUTHSORE	L	8-1	38-38	T4	7.0 Weeks (1-0)	Mackintosh (1-3)		5,936	2:55
77	8/12	GARY SOUTHSORE	L	10-2	38-39	T5	7.0 Nicholson (5-3)	Salamida (9-6)		5,641	2:59
78	8/13	Fargo-Moorhead	W	3-0	39-39	5	6.5 Flake (5-3)	Stanton (4-5)	Korecky (9)	5,013	2:37
79	8/16	at Kansas City	W	9-7	40-39	4	6.5 Walker (6-4)	Light (3-1)		4,306	3:15
80	8/17	at Kansas City	L	6-1	40-40	5	7.0 McAllister (10-5)	Mackintosh (1-4)		3,636	2:25
81	8/18	at Kansas City	L	5-1	40-41	5	8.0 Knippsschild (9-6)	Salamida (9-7)		3,603	2:29
82	8/19	at Fargo-Moorhead	W	12-7	41-41	5	7.0 Baldwin (4-2)	Weitzman (0-1)		4,628	3:40
83	8/20	at Fargo-Moorhead	L	5-4	41-42	5	8.0 Hoorelbeke (9-5)	Gregory (0-1)		4,886	2:47
84	8/21	at Fargo-Moorhead	W	16-7	42-42	5	7.0 Bello (4-6)	Mossey (7-4)		4,322	3:30
85	8/22	at Fargo-Moorhead	L	9-6	42-43	5	8.0 Laber (9-4)	Mackintosh (1-5)	Hoorelbeke (4)	4,534	3:07
86	8/23	Rockford	L	6-4	42-44	6	8.0 Ruw e (6-7)	Salamida (9-8)	Roehl (17)	5,568	2:53
87	8/24	Rockford	W	2-1 (13)	43-44	5	8.0 Baldwin (5-2)	Muller (0-1)		6,322	4:01
88	8/25	Rockford	L	9-3	43-45	6	9.0 Wright (8-3)	Walker (6-5)		5,955	2:52
89	8/26 (1)	Fargo-Moorhead	L	14-9 (9)	43-46	6	10.0 Hoorelbeke (10-5)	Benefield (0-3)			3:43
90	8/26 (2)	Fargo-Moorhead	L	8-3 (7)	43-47	6	11.0 Zoltak (1-0)	Bello (4-7)		7,148	2:23
91	8/27	Fargo-Moorhead	L	3-0	43-48	6	12.0 Laber (10-4)	Salamida (9-9)	Smith (8)	6,824	2:50
92	8/28 (1)	Fargo-Moorhead	L	13-10 (7)	43-49	6	13.0 Smith (2-1)	Flake (5-4)	Hoorelbeke (5)		3:37
93	8/28 (2)	Fargo-Moorhead	L	6-5 (7)	43-50	6	14.0 Petrussek (3-2)	Baldw in (5-3)	Tollefson (3)	7,212	2:13
94	8/29	Fargo-Moorhead	W	3-0	44-50	6	13.0 Walker (7-5)	Gregory (0-1)		7,119	2:17
95	8/31	at Rockford	L	7-0	44-51	6	13.0 Wright (9-3)	Mackintosh (1-6)		2,289	2:30
96	9/2	at Rockford	W	15-2 (7)	45-51	6	13.5 Salamida (10-9)	Lincoln (6-8)			2:32
97	9/3	at Schaumburg	L	6-4	45-52	6	14.0 Glant (10-6)	Flake (5-5)	McCullough (6)	2,368	2:42
98	9/4	at Schaumburg	L	13-6	45-53	6	15.0 Elliott (4-1)	Walker (7-6)		5,093	2:35
99	9/5	at Schaumburg	W	4-3	46-53	6	15.0 Benefield (1-3)	Quijano (5-10)	Thomas (4)	3,812	2:33

2010 WINNIPEG GOLDEYES STATISTICS

* indicates left-handed batter or left-handed pitcher

indicates switch-hitter

BATTER	Age	G	PA	AB	R	H	2B	3B	HR	RBI	SB	CS	BB	SO	BA	OBP	SLG	OPS	TB	GDP	HBP	SH	SF	IBB
Luis Alen	25	94	367	331	50	96	22	1	11	56	1	0	25	20	0.290	0.345	0.462	0.807	153		5	2	4	2
Josh Asanovich	27	32	124	111	17	19	4	0	3	12	1	0	8	11	0.171	0.236	0.288	0.524	32		2	1	2	0
Patrick Brooks	24	6	27	25	0	2	0	0	0	1	0	0	0	4	0.080	0.115	0.080	0.195	2		1	1	0	0
Dee Brown	27	96	377	349	43	99	26	2	8	40	5	0	20	63	0.284	0.330	0.438	0.768	153		5	1	2	0
Juan Diaz	36	97	426	373	68	125	11	0	24	75	0	2	47	84	0.335	0.415	0.558	0.973	208		5	0	1	3
Brett Dowdy	28	8	36	33	3	2	0	0	0	2	1	0	2	4	0.061	0.139	0.061	0.199	2		1	0	0	0
Aharon Eggleston*	28	86	396	354	64	110	19	3	3	31	9	4	35	29	0.311	0.378	0.407	0.784	144		3	4	0	2
Jeremy Hamilton*	23	30	105	90	15	22	7	0	0	6	0	1	11	9	0.244	0.330	0.322	0.652	29		1	2	1	1
Vince Harrison	30	99	400	370	42	99	17	0	7	58	5	2	25	45	0.268	0.318	0.370	0.688	137		3	0	2	0
Justin Justice*	25	69	288	250	46	74	10	7	14	51	7	2	26	52	0.296	0.371	0.560	0.931	140		6	2	4	1
Price Kendall	24	48	208	182	31	55	5	0	3	20	5	4	15	27	0.302	0.383	0.379	0.763	69		9	2	0	0
Wes Long	28	69	322	285	47	92	18	0	7	41	6	9	29	30	0.323	0.398	0.460	0.857	131		7	0	1	0
Donzell McDonald#	35	14	66	56	12	17	5	0	1	9	4	0	9	14	0.304	0.409	0.446	0.856	25		1	0	0	0
Brett Wallace	27	59	188	172	22	40	7	1	2	20	0	0	9	34	0.233	0.270	0.320	0.590	55		1	3	3	0
Kevin West	30	99	428	383	62	129	28	3	9	70	20	4	40	87	0.337	0.400	0.496	0.896	190		2	0	3	3
Zach Williams*	22	13	55	47	4	8	2	0	0	1	0	0	4	13	0.170	0.250	0.213	0.463	10		1	3	0	0
16 Players	28.3	99	3813	3411	526	989	181	17	92	493	64	28	305	526	0.290	0.355	0.434	0.789	1480		53	21	23	12

PITCHER	Age	W	L	W-L%	ERA	G	GS	GF	CG	SHO	SV	IP	H	R	ER	HR	BB	IBB	SO	HBP	BK	WP	BF	WHIP	H9	HR9	BB9	SO9	SO/W
Zach Baldwin*	27	5	3	0.625	3.21	36	3	10	1	0	2	75.2	72	30	27	8	23	3	52	1	0	3	317	1.26	8.6	1.0	2.7	6.2	2.3
Andy Barb	25	0	1	0.000	10.12	4	0	1	0	0	1	2.2	5	7	3	2	3	1	0	1	0	0	17	3.00	16.9	6.8	10.1	0.0	0.0
Corey Bass	25	1	0	1.000	9.39	10	0	7	0	0	0	15.1	24	18	16	3	4	1	11	1	0	0	74	1.83	14.1	1.8	2.3	6.5	2.8
Anthony Bello*	24	4	7	0.364	4.91	21	15	3	0	0	0	77.0	95	45	42	4	31	2	49	1	0	5	347	1.64	11.1	0.5	3.6	5.7	1.6
Chad Benefield	22	1	3	0.250	4.30	23	0	6	0	0	0	29.1	32	17	14	2	12	0	27	1	0	1	136	1.50	9.8	0.6	3.7	8.3	2.3
Austin Donmoyer*	23	0	0		16.88	5	0	4	0	0	0	8.0	20	15	15	3	5	1	2	1	0	1	48	3.13	22.5	3.4	5.6	2.2	0.4
Stephen Flake	26	5	5	0.500	4.88	25	17	1	1	0	0	101.1	101	63	55	8	55	3	89	3	0	7	451	1.54	9.0	0.7	4.9	7.9	1.6
Brandon Forshee	21	0	1	0.000	4.15	6	0	1	0	0	0	8.2	12	6	4	2	8	0	3	1	0	1	47	2.31	12.5	2.1	8.3	3.1	0.4
Emary Frederick	26	0	0		12.27	4	0	0	0	0	0	3.2	9	7	5	0	2	0	3	0	0	0	23	3.00	22.1	0.0	4.9	7.4	1.5
Drew Graham	24	0	0		11.45	9	0	2	0	0	0	11.0	19	17	14	2	9	2	13	3	0	1	62	2.55	15.5	1.6	7.4	10.6	1.4
Sean Gregory	23	0	1	0.000	7.20	5	0	2	0	0	0	5.0	4	4	4	1	4	1	9	0	0	0	23	1.60	7.2	1.8	7.2	16.2	2.3
Casey Hodges	25	0	1	0.000	6.10	8	0	6	0	0	0	10.1	19	10	7	2	7	4	11	0	0	2	55	2.52	16.5	1.7	6.1	9.6	1.6
Mark Holliman	26	4	1	0.800	2.02	8	8	0	0	0	0	49.0	42	12	11	3	18	0	47	2	0	0	205	1.22	7.7	0.6	3.3	8.6	2.6
Chris Kelly	27	0	0		5.40	5	0	4	0	0	0	5.0	6	5	3	1	8	1	3	0	0	1	30	2.80	10.8	1.8	14.4	5.4	0.4
Matt Kniginyzky	27	1	0	1.000	6.97	3	3	0	0	0	0	10.1	16	8	8	1	5	0	9	1	0	0	52	2.03	13.9	0.9	4.4	7.8	1.8
Bobby Korecky	30	0	2	0.000	5.32	23	0	19	0	0	10	22.0	20	15	13	2	4	0	21	2	0	2	96	1.09	8.2	0.8	1.6	8.6	5.3
Jason Mackintosh*	29	1	6	0.143	5.52	10	10	0	0	0	0	60.1	71	43	37	9	17	0	32	0	0	4	264	1.46	10.6	1.3	2.5	4.8	1.9
Ulysses Roque	26	0	1	0.000	6.08	12	0	4	0	0	0	13.1	20	10	9	4	4	0	12	1	0	0	63	1.80	13.5	2.7	2.7	8.1	3.0
Philip Roy	22	2	2	0.500	7.32	19	0	8	0	0	6	19.2	29	19	16	5	13	3	24	0	0	3	98	2.14	13.3	2.3	5.9	11.0	1.9
Chris Salamida*	26	10	9	0.526	5.31	21	21	0	1	0	0	125.1	152	80	74	14	30	1	111	11	0	1	558	1.45	10.9	1.0	2.2	8.0	3.7
Drew Shetrone	25	0	3	0.000	7.71	11	0	4	0	0	2	11.2	16	11	10	1	3	1	11	0	0	0	56	1.63	12.3	0.8	2.3	8.5	3.7
Ian Thomas*	23	5	1	0.833	1.64	34	0	11	0	0	4	55.0	36	12	10	5	20	2	60	0	1	5	221	1.02	5.9	0.8	3.3	9.8	3.0
Andrew Walker	27	7	6	0.538	4.85	22	22	0	3	1	0	141.0	164	82	76	20	24	2	87	3	1	2	604	1.33	10.5	1.3	1.5	5.6	3.6
Kevin West	30	0	0		0.00	1	0	0	0	0	0	1.0	1	0	0	0	1	0	0	0	0	0	5	2.00	9.0	0.0	9.0	0.0	0.0
24 Players	25.6	46	53	0.465	4.94	99	99	93	6	1	25	861.2	985	536	473	102	310	28	686	33	2	39	3852	1.50	10.3	1.1	3.2	7.2	2.2



Price Kendall began his professional career with the Goldeyes in 2010. The following season, Kendall was voted American Association Rookie of the Year.

2011 WINNIPEG GOLDEYES GAME-BY-GAME

- CAPS indicate series sweeps

GM	DATE	OPPONENT	RES	SCORE	REC	POS	GB WINNER	LOSER	SAVE	ATT	TIME
1	5/12	Fargo-Moorhead	W	4-2	1-0	T1	+1.0 Hess (1-0)	Odle (0-1)	Vermilyea (1)	6,078	2:44
2	5/14 (1)	Fargo-Moorhead	L	5-3 (7)	1-1	T1	- Laber (1-0)	Glant (0-1)	Bailey (1)		2:22
3	5/14 (2)	Fargo-Moorhead	W	3-2 (7)	2-1	T1	+1.0 Thomas (1-0)	Bailey (0-1)		5,116	2:03
4	5/15	Fargo-Moorhead	W	5-2	3-1	T1	+2.0 Salamida (1-0)	Ward (0-1)	Vermilyea (2)	4,881	2:53
5	5/16	at Sioux Falls	W	6-4	4-1	1	+1.0 Baldwin (1-0)	Pluta (0-1)	Vermilyea (3)	1,191	2:50
6	5/17	at Sioux Falls	W	2-1	5-1	1	+1.0 Thomas (1-0)	Cotter (0-1)	Hartssock (1)	1,111	2:24
7	5/18	at Sioux Falls	W	4-0	6-1	1	+1.0 Glant (1-0)	Salberg (0-2)		1,076	2:43
8	5/19	at Sioux Falls	L	5-0	6-2	1	+0.5 Stone (1-1)	Walker (0-1)		1,130	2:24
9	5/20	at St. Paul	L	3-2 (10)	6-3	2	-0.5 Manuel (1-0)	Light (0-1)		4,013	3:13
10	5/21	at St. Paul	W	11-4	7-3	1	+0.5 Thomas (3-0)	Quijano (1-1)		4,176	3:11
11	5/23	at Fargo-Moorhead	L	12-5	7-4	1	+0.5 Odle (1-2)	Glant (1-2)		2,338	3:05
12	5/24	at Fargo-Moorhead	L	6-5 (10)	7-5	2	-0.5 Caldera (1-0)	Hartssock (0-1)		2,429	3:05
13	5/25	at Fargo-Moorhead	L	8-6	7-6	2	-1.5 Di Napoli (1-0)	Light (0-2)	Hoorelbeke (1)	2,487	3:19
14	5/26	at Fargo-Moorhead	W	7-2	8-6	2	-1.0 Baldwin (2-0)	Ward (1-2)		2,717	2:51
15	5/27	Gary SouthShore	L	2-1	8-7	2	-2.0 Frawley (1-2)	Thomas (3-1)	Nathanson (5)	4,544	2:50
16	5/28	Gary SouthShore	W	7-6 (13)	9-7	2	-2.0 Baldwin (3-0)	Grening (0-1)		4,811	4:20
17	5/29	Gary SouthShore	W	6-2	10-7	2	-2.0 Walker (1-1)	Gordon (0-2)		4,889	2:39
18	5/31 (1)	Fargo-Moorhead	W	5-1 (7)	11-7	2	-1.5 Salamida (2-0)	Kaminsky (0-1)	Hartssock (2)		2:42
19	5/31 (2)	Fargo-Moorhead	L	9-4 (7)	11-8	2	-1.5 Ward (2-2)	Fowler (0-1)		6,483	2:26
20	6/1	Fargo-Moorhead	W	7-2	12-8	2	-0.5 Williams (1-0)	Fogelson (2-1)		5,115	3:04
21	6/3	at Gary SouthShore	W	3-2	13-8	2	-0.5 Vermilyea (1-0)	Nathanson (0-1)		2,808	3:09
22	6/4	at Gary SouthShore	L	8-0	13-9	2	-1.5 Frawley (2-2)	Walker (1-2)		2,502	2:43
23	6/5	at Gary SouthShore	L	3-1	13-10	T2	-2.5 Nicholson (1-4)	Salamida (2-1)	Chavez (1)	3,592	2:27
24	6/6	at Lincoln	L	5-4	13-11	3	-3.5 Schreiber (2-0)	Williams (1-1)	Zocchi (7)	2,771	2:42
25	6/7	at Lincoln	W	6-2	14-11	2	-3.5 Villarreal (1-0)	Brown (2-3)	Vermilyea (4)	3,110	2:42
26	6/8	at Lincoln	L	9-3	14-12	3	-3.5 Maestri (2-3)	Glant (1-3)		2,641	2:47
27	6/9	at Lincoln	W	5-4 (11)	15-12	2	-3.0 Thomas (4-1)	Zocchi (0-1)	Benefield (1)	2,169	3:40
28	6/10	Kansas City	L	6-5	15-13	3	-3.5 Santos (3-2)	Light (0-3)	Shipman (6)	5,668	3:32
29	6/11	Kansas City	L	5-4	15-14	3	-4.0 Lohden (1-0)	Vermilyea (1-1)	Shipman (7)	5,755	3:07
30	6/12	Kansas City	W	9-2	16-14	3	-4.0 Villarreal (2-0)	Dahman (0-1)		5,638	3:08
31	6/13	Sioux Falls	W	4-1	17-14	3	-3.0 Walker (2-2)	Rapoza (1-4)	Vermilyea (5)	4,229	2:39
32	6/14	Sioux Falls	L	4-3 (10)	17-15	3	-3.5 Flickenstein (2-0)	Thomas (4-2)	Cotter (4)	7,465	3:22
33	6/15	Sioux Falls	W	8-2	18-15	3	-3.0 Benefield (1-0)	Salberg (1-6)		7,386	4:21
34	6/17	at Kansas City	W	7-3	19-15	T2	-2.5 Hess (2-0)	Johnson (0-1)		6,112	2:39
35	6/18	at Kansas City	W	7-0	20-15	T2	-1.5 Villarreal (3-0)	Anderson (2-5)		7,536	2:49
36	6/19	at Kansas City	L	13-3	20-16	3	-1.5 Large (3-4)	Walker (2-3)		5,074	3:04
37	6/20	at Sioux City	W	5-4 (5)	21-16	3	-1.0 Salamida (3-1)	Trahan (1-1)		1,398	2:30
38	6/21	at Sioux City	L	11-4	21-17	3	-1.5 Schumacher (3-4)	Williams (1-2)		941	2:46
39	6/22	at Sioux City	W	6-3	22-17	2	-0.5 Hess (3-0)	Wright (3-4)	Vermilyea (6)	727	2:47
40	6/24	LINCOLN	W	9-5	23-17	2	-0.5 Villarreal (4-0)	Maestri (2-5)		5,812	2:44
41	6/25	LINCOLN	W	11-2	24-17	2	-0.5 Walker (3-3)	Stern (0-1)		5,867	2:37
42	6/26	LINCOLN	W	14-3	25-17	1	+0.5 Salamida (4-1)	James (5-2)		6,531	3:03
43	6/28	at Kansas City	L	8-7 (11)	25-18	2	-0.5 Shipman (1-2)	Vermilyea (1-2)		5,016	3:53
44	6/29	at Kansas City	W	10-4	26-18	2	-0.5 Villarreal (5-0)	Anderson (3-6)		5,804	2:59
45	6/30	at Kansas City	W	6-3	27-18	2	-0.5 Walker (4-3)	Mitchell (1-2)	Thomas (1)	9,560	2:57
46	7/2	St. Paul	W	11-3	28-18	T1	-- Salamida (5-1)	Schmidt (5-2)		6,112	2:46
47	7/3	St. Paul	L	5-1	28-19	2	-1.0 Long (6-3)	Hess (3-1)		5,347	2:38
48	7/4	St. Paul	L	12-8	28-20	2	-2.0 Brandt (5-2)	Villarreal (5-1)		5,287	3:25
49	7/5	St. Paul	W	7-3	29-20	2	-1.0 Walker (5-3)	Rolon (5-2)		6,375	2:29
50	7/7	at Fargo-Moorhead	W	4-0	30-20	2	-1.0 Salamida (6-1)	Laber (6-3)		3,468	3:03
51	7/8	at Fargo-Moorhead	W	6-5	31-20	T1	-- Thomas (5-2)	Odle (2-6)	Vermilyea (7)	4,740	3:15
52	7/9	at Fargo-Moorhead	L	6-5	31-21	2	-1.0 Harris (1-1)	Vermilyea (1-3)		4,120	3:56
53	7/10	at Fargo-Moorhead	W	7-2	32-21	2	-1.0 Walker (6-3)	Caldera (5-2)		2,833	2:24
54	7/11 (1)	at ST. PAUL	W	5-4 (9)	33-21	T1	-- Thomas (6-2)	Foster (1-1)	Vermilyea (8)		2:59
55	7/11 (2)	at ST. PAUL	W	3-2 (7)	34-21	1	+1.0 Baldwin (4-0)	Coe (0-1)	Hartssock (3)	3,529	2:17
56	7/12	at ST. PAUL	W	6-1	35-21	1	+2.0 Salamida (7-1)	Walker (3-3)	Benefield (2)	5,014	3:14
57	7/13	at ST. PAUL	W	10-4	36-21	1	+3.0 Hess (4-1)	Long (6-5)		6,018	3:00
58	7/14	Sioux Falls	L	17-7	36-22	1	+2.0 Fowler (4-2)	Benefield (1-1)		5,012	3:49
59	7/15	Sioux Falls	W	18-1	37-22	1	+2.0 Walker (7-3)	Cowart (4-4)		5,564	2:39
60	7/16	Sioux Falls	W	19-5	38-22	1	+2.0 Williams (2-1)	Rapoza (2-9)		5,688	3:18
61	7/17	Sioux Falls	L	4-1	38-23	1	+2.0 Moore (9-2)	Salamida (7-2)	Cotter (9)	5,466	2:30
62	7/19	Sioux City	W	3-2 (10)	39-23	1	+1.5 Hartssock (1-1)	Delacruz (4-5)		5,085	2:20
63	7/20	Sioux City	W	7-5	40-23	1	+2.5 Cook (1-0)	Marotz (4-4)	Vermilyea (9)	5,487	2:49
64	7/21	Sioux City	W	15-8	41-23	1	+3.0 Walker (8-3)	Jarvis (1-3)		6,013	2:36
65	7/22	at SIOUX FALLS	L	8-3	41-24	1	+3.0 Rapoza (3-9)	Williams (2-3)		2,355	2:40
66	7/23	at SIOUX FALLS	L	8-1	41-25	1	+3.0 Moore (10-2)	Salamida (7-3)		1,355	2:22
67	7/24	at SIOUX FALLS	L	8-4	41-26	1	+2.0 Ruwe (4-3)	Hess (4-2)		2,085	2:47
68	7/25	at Sioux City	L	6-2	41-27	1	+2.0 Marotz (5-3)	Villarreal (5-2)	Delacruz (7)	891	2:48
69	7/26	at Sioux City	W	11-6	42-27	1	+2.0 Pefka (1-0)	Delacruz (4-6)		946	2:52
70	7/27	at Sioux City	L	7-6 (11)	42-28	1	+1.0 Snowdon (2-4)	Pefka (1-1)		887	4:05
71	7/29	St. Paul	W	4-2	43-28	1	+2.0 Baldwin (5-0)	Long (6-7)	Hartssock (4)	6,045	2:45
72	7/30	St. Paul	L	4-2	43-29	1	+1.0 Rolon (7-3)	Thomas (6-3)	Foster (2)	5,488	3:33
73	7/31	St. Paul	L	6-4 (11)	43-30	T1	-- Thielbar (2-3)	Benefield (1-2)	Foster (3)	5,476	3:48
74	8/1	Gary SouthShore	L	12-4	43-31	2	-1.0 Shaw (8-3)	Hess (4-3)	Minix (6)	4,849	3:03
75	8/2	Gary SouthShore	L	13-11	43-32	2	-1.0 Krout (4-1)	Baldwin (5-1)	Baker (1)	4,964	3:47
76	8/3	Gary SouthShore	W	9-4	44-32	T1	-- Salamida (8-3)	Reynoso (3-4)		5,612	2:44
77	8/5	at St. Paul	W	6-5	45-32	1	+1.0 Benefield (2-2)	English (0-1)	Vermilyea (10)	5,658	3:14
78	8/6	at St. Paul	W	4-3	46-32	1	+2.0 Hess (5-3)	Walker (3-5)	Vermilyea (11)	5,630	3:29
79	8/7	at St. Paul	L	5-3	46-33	1	+1.0 Walker (1-0)	Cook (1-1)		4,915	2:53
80	8/8	Sioux Falls	W	6-2	47-33	1	+1.0 Salamida (9-3)	Ruwe (4-4)		5,035	3:02
81	8/9	Sioux Falls	W	1-0 (11)	48-33	1	+1.0 Vermilyea (2-3)	Litzinger (0-1)		5,047	3:21
82	8/10	Sioux Falls	L	3-2	48-34	1	+1.0 Salberg (3-7)	Walker (8-4)	Cotter (13)	6,029	3:03
83	8/11	Sioux Falls	W	12-1	49-34	1	+1.0 Hess (6-3)	Cowart (5-6)		5,475	2:28
84	8/12	Wichita	L	3-1	49-35	1	+1.0 Hinson (11-5)	Villarreal (5-3)	Dew (17)	6,023	2:29
85	8/13	Wichita	L	15-4	49-36	1	+1.0 Blacksher (7-8)	Salamida (9-4)		6,438	3:19
86	8/14	Wichita	W	4-2	50-36	1	+2.0 Hartssock (2-1)	Batista (0-3)	Vermilyea (12)	7,138	3:15
87	8/15	ST. PAUL	W	15-2	51-36	1	+3.0 Walker (9-4)	Brandt (7-4)		5,021	2:24
88	8/16	ST. PAUL	W	4-3	52-36	1	+4.0 Hess (7-3)	Carr (1-2)	Vermilyea (13)	5,562	3:07
89	8/17	ST. PAUL	W	7-4	53-36	1	+5.0 Villarreal (6-3)	Long (6-10)	Vermilyea (14)	6,824	2:50
90	8/19	at Lincoln	W	4-3 (14)	54-36	1	+6.0 Vermilyea (3-3)	Schreiber (6-1)		5,511	4:44
91	8/20	at Lincoln	L	3-2 (10)	54-37	1	+5.0 Sherrill (2-1)	Benefield (2-3)		7,187	3:05
92	8/21	at Lincoln	L	2-1	54-38	1	+4.0 Gonzalez (6-0)	Hess (7-4)	Zocchi (20)	4,635	2:45
93	8/23	FARGO-MOORHEAD	W	13-5	55-38	1	+4.0 Villarreal (7-3)	Longfellow (1-2)		6,112	2:48
94	8/24	FARGO-MOORHEAD	W	7-4	56-38	1	+4.0 Salamida (10-4)	Laber (9-7)	Vermilyea (15)	6,679	2:54
95	8/25	FARGO-MOORHEAD	W	9-6	57-38	1	+4.0 Walker (10-4)	Blewett (2-4)	Vermilyea (16)	6,176	2:34
96	8/26	FARGO-MOORHEAD	W	9-5	58-38	1	+5.0 Hess (8-4)	Frawley (4-8)		8,065	3:02
97	8/27	at Sioux Falls	L	13-12 (11)	58-39	1	+5.0 Rapoza (5-10)	Carpenter (0-1)		2,207	3:23
98	8/28	at Sioux Falls	L	8-4	58-40	1	+4.0 Moore (13-4)	Villarreal (7-4)		1,782	2:59
99	8/29	at Sioux Falls	W	8-5	59-40	1	+4.0 Salamida (11-4)	Cowart (5-8)	Vermilyea (17)	1,529	3:12
100	8/30	at Sioux Falls	W	4-3 (12)	60-40	1	+4.0 Kaiser (1-0)	McDaniel (3-3)	Cook (1)	1,692	3:16

2011 WINNIPEG GOLDEYES STATISTICS

* indicates left-handed batter or left-handed pitcher

indicates switch-hitter

BATTER	Age	G	PA	AB	R	H	2B	3B	HR	RBI	SB	CS	BB	SO	BA	OBP	SLG	OPS	TB	GDP	HBP	SH	SF	IBB
Luis Alen	26	93	402	366	45	118	30	1	5	57	4	0	25	10	0.322	0.371	0.451	0.822	165		5	3	3	2
Justin Bass	25	89	355	314	52	81	11	2	15	53	4	2	30	68	0.258	0.333	0.449	0.782	141		7	1	3	1
Ridge Carpenter*	22	51	149	125	23	40	11	2	1	17	5	1	8	30	0.320	0.404	0.464	0.868	58		11	3	2	0
Victor Ferrante	26	37	142	131	18	36	7	0	3	10	0	1	5	39	0.275	0.326	0.397	0.723	52		5	1	0	0
Isaac Hess*	25	21	3	3	0	0	0	0	0	0	0	0	0	1	0.000	0.000	0.000	0.000	0		0	0	0	0
Brian Joynt	26	24	94	83	18	22	5	2	3	14	1	0	10	24	0.265	0.340	0.482	0.822	40		0	0	1	0
Justin Justice*	26	7	22	20	1	4	0	0	0	1	0	0	1	7	0.200	0.238	0.200	0.438	4		0	1	0	0
Kody Kaiser#	26	100	474	423	80	124	22	6	11	60	37	7	37	75	0.293	0.355	0.452	0.806	191		5	6	3	2
Price Kendall	25	100	480	417	83	135	16	4	2	54	22	11	30	43	0.324	0.388	0.396	0.784	165		17	11	5	0
Fehlandt Lentini	33	20	91	86	17	21	8	0	2	8	3	2	5	9	0.244	0.286	0.407	0.693	35		0	0	0	1
Wes Long	29	91	425	363	56	96	24	0	10	81	9	7	45	60	0.264	0.347	0.413	0.760	150		6	1	10	1
Brian Myrow *	34	100	456	364	62	116	21	2	11	70	6	3	80	57	0.319	0.446	0.478	0.924	174		7	1	4	6
Louis Ott#	26	94	393	314	56	102	15	2	5	38	12	6	72	71	0.325	0.447	0.433	0.880	136		0	4	3	1
Wilmer Pino	25	6	22	21	2	5	0	0	0	0	1	1	1	0	0.238	0.273	0.238	0.511	5		0	0	0	0
Amos Ramon	28	1	1	1	0	1	0	0	0	0	0	0	0	0	1.000	1.000	1.000	2.000	1		0	0	0	0
Alan Rick*	27	34	116	107	12	15	1	0	5	13	0	0	9	36	0.140	0.207	0.290	0.497	31		0	0	0	0
Ian Thomas	24	37	1	1	0	0	0	0	0	0	0	0	0	1	0.000	0.000	0.000	0.000	0		0	0	0	0
Jamie Vermilyea	29	45	1	1	0	0	0	0	0	0	0	0	0	0	0.000	0.000	0.000	0.000	0		0	0	0	0
Andrew Walker	28	22	1	1	0	1	0	0	0	0	0	0	0	0	1.000	1.000	1.000	2.000	1		0	0	0	0
Jon Weber*	33	69	297	267	49	87	30	3	10	65	3	2	27	44	0.326	0.391	0.573	0.964	153		2	0	1	3
Jonathan Wyatt*	26	23	93	88	9	23	5	1	1	5	1	1	2	11	0.261	0.275	0.375	0.650	33		0	2	1	0
21 Players	27.5	100	4018	3496	583	1027	206	25	84	546	108	44	387	586	0.294	0.371	0.439	0.810	1535		65	34	36	17

PITCHER	Age	W	L	W-L%	ERA	G	GS	GF	CG	SHO	SV	IP	H	R	ER	HR	BB	IBB	SO	HBP	BK	WP	BF	WHIP	H9	HR9	BB9	SO9	SO/W
Zach Baldwin*	28	5	1	0.833	4.50	28	3	3	0	0	0	46.0	54	26	23	4	16	4	38	2	0	1	205	1.52	10.6	0.8	3.1	7.4	2.4
Chad Benefield	23	2	3	0.400	4.43	38	1	13	0	0	2	44.2	49	29	22	3	13	1	28	2	1	4	194	1.39	9.9	0.6	2.6	5.6	2.2
Ridge Carpenter	22	0	1	0.000	inf	1	0	0	0	0	0	0.0	1	1	1	1	0	0	0	0	0	1							
Erick Carrillo	24	0	0		4.85	3	3	0	0	0	0	13.0	14	7	7	2	9	0	3	0	0	1	59	1.77	9.7	1.4	6.2	2.1	0.3
Aaron Cook	27	1	1	0.500	1.01	28	0	2	0	0	1	26.2	16	11	3	1	9	1	18	2	1	0	109	0.94	5.4	0.3	3.0	6.1	2.0
Victor Ferrante	26	0	0		0.00	1	0	1	0	0	0	0.2	0	0	0	0	0	0	0	0	0	2	0.00	0.0	0.0	0.0	0.0		
Barry Fowler	35	0	1	0.000	4.22	6	3	2	0	0	0	21.1	20	11	10	0	7	3	6	5	0	0	97	1.27	8.4	0.0	3.0	2.5	0.9
Dustin Grant	29	1	3	0.250	6.21	6	6	0	0	0	0	29.0	37	23	20	2	12	2	21	2	0	2	138	1.69	11.5	0.6	3.7	6.5	1.8
Aaron Hartsock	27	2	1	0.667	2.50	45	0	11	0	0	4	50.1	44	21	14	2	21	4	33	0	0	2	215	1.29	7.9	0.4	3.8	5.9	1.6
Isaac Hess*	25	8	4	0.667	4.15	20	19	0	0	0	0	104.0	97	52	48	10	39	1	88	3	3	7	439	1.31	8.4	0.9	3.4	7.6	2.3
William Jackel	25	0	0		5.24	21	0	4	0	0	0	22.1	25	14	13	2	8	0	12	2	0	1	99	1.48	10.1	0.8	3.2	4.8	1.5
Kody Kaiser	26	1	0	1.000	0.00	1	0	0	0	0	0	1.0	1	0	0	0	0	0	0	0	0	1	4	1.00	9.0	0.0	0.0	0.0	
Kevin Light*	23	0	3	0.000	6.35	17	0	3	0	0	0	17.0	25	14	12	1	10	1	16	1	0	2	84	2.06	13.2	0.5	5.3	8.5	1.6
Jon Plefka	27	1	1	0.500	8.31	5	0	1	0	0	0	4.1	5	4	4	0	8	0	6	1	0	0	26	3.00	10.4	0.0	16.6	12.5	0.8
Chris Salamida*	27	11	4	0.733	3.82	21	21	0	1	0	0	115.1	113	56	49	15	37	3	109	4	1	5	489	1.30	8.8	1.2	2.9	8.5	3.0
Ian Thomas*	24	6	3	0.667	2.20	37	0	5	0	0	1	57.1	42	19	14	2	22	3	72	0	0	4	239	1.12	6.6	0.3	3.5	11.3	3.3
Clayton Uyechi	23	0	0		9.00	4	0	1	0	0	0	5.0	6	5	5	0	4	0	8	0	0	2	25	2.00	10.8	0.0	7.2	14.4	2.0
Jamie Vermilyea	29	3	3	0.500	1.81	45	0	38	0	0	17	54.2	41	13	11	6	18	3	41	5	0	3	222	1.08	6.8	1.0	3.0	6.8	2.3
Luis Villarreal*	31	7	4	0.636	4.35	17	17	0	0	0	0	91.0	104	50	44	10	28	5	61	3	0	3	401	1.45	10.3	1.0	2.8	6.0	2.2
Andrew Walker	28	10	4	0.714	3.37	21	21	0	3	0	0	141.2	149	62	53	17	24	1	73	6	1	0	589	1.22	9.5	1.1	1.5	4.6	3.0
Mike Williams*	24	2	3	0.400	7.62	14	5	4	1	0	0	39.0	55	34	33	4	20	1	23	4	0	5	191	1.92	12.7	0.9	4.6	5.3	1.2
Eugene Wright	21	0	0		8.18	7	1	3	0	0	0	11.0	19	16	10	1	9	1	8	1	0	2	60	2.55	15.5	0.8	7.4	6.5	0.9
22 Players	26.6	60	40	0.600	3.98	100	100	95	5	4	25	895.1	917	468	396	83	314	34	664	43	7	45	3888	1.38	9.2	0.8	3.2	6.7	2.1



Chris Salamida ranked fifth in the American Association with 109 strikeouts in 2011. Three years later, Salamida established a Goldeyes' franchise record (435) that was surpassed by Kevin McGovern in 2019.

2012 WINNIPEG GOLDEYES GAME-BY-GAME

- CAPS indicate series sweeps

GM	DATE	OPPONENT	RES	SCORE	REC	POS	GB WINNER	LOSER	SAVE	ATT	TIME
1	5/18	at AMARILLO	W	14-9	1-0	1	+0.5 Downing (1-0)	Littleton (0-1)		6,518	3:43
2	5/19	at AMARILLO	W	4-3 (11)	2-0	1	+0.5 James (1-0)	Limon (0-1)	Carr (1)	2,115	3:45
3	5/20	at AMARILLO	W	9-3	3-0	1	+0.5 Rusch (1-0)	Spradlin (0-1)		3,946	2:49
4	5/21	at Laredo	L	5-1	3-1	2	-0.5 Haynes (1-0)	Williamson (0-1)			3:04
5	5/22	at Laredo	L	3-1	3-2	2	-0.5 Sherrill (1-0)	Carter (0-1)	Roe (1)	5,419	2:45
6	5/23	at Laredo	W	11-3	4-2	1	+0.5 Downing (2-0)	Giammanco (0-1)		6,616	3:10
7	5/24	at El Paso	W	9-7 (10)	5-2	1	+1.0 James (2-0)	Garcia (0-2)	Carr (2)	2,416	3:31
8	5/25	at El Paso	W	7-6	6-2	1	+1.0 Downing (3-0)	Dorado (0-1)	Carr (3)	5,226	2:59
9	5/26	at El Paso	L	14-7	6-3	1	+1.0 Cruz (1-0)	Williamson (0-2)	Prado (1)	3,161	3:15
10	5/29	AMARILLO	W	4-3	7-3	1	+0.5 Walker (1-0)	Lofgren (0-1)		7,422	2:35
11	5/30	AMARILLO	W	7-6	8-3	1	+1.5 Carr (1-0)	Bartleski (0-1)		6,434	3:08
12	5/31	AMARILLO	W	3-2 (10)	9-3	1	+2.5 Kaminski (1-0)	Bowman (0-1)		6,017	2:53
13	6/1	Gary SouthShore	W	6-1	10-3	1	+2.5 Williamson (1-2)	Wilson (0-2)		5,095	2:30
14	6/2	Gary SouthShore	L	4-0	10-4	1	+1.5 Gonzales (1-0)	Baldwin (0-1)		6,788	3:07
15	6/3	Gary SouthShore	W	6-5	11-4	1	+2.5 Walker (2-0)	Nicholson (1-1)	Carr (4)	6,149	3:06
16	6/4	at Lincoln	L	11-10 (10)	11-5	1	+2.5 Payne (1-0)	Kaminski (1-1)		2,516	3:26
17	6/5	at Lincoln	W	9-0	12-5	1	+2.5 Rusch (2-0)	Parise (3-1)		2,452	2:52
18	6/6	at Lincoln	L	3-1	12-6	1	+2.5 Edwards (2-0)	Williamson (1-3)	Zocchi (4)	2,466	2:20
19	6/7	at Lincoln	W	12-5	13-6	1	+3.0 Hawkins (1-0)	Butler (1-1)		2,963	3:10
20	6/8	at FARGO-MOORHEAD	W	5-2	14-6	1	+3.0 Walker (3-0)	Shafer (1-2)		3,443	2:37
21	6/9	at FARGO-MOORHEAD	W	9-4	15-6	1	+4.0 Salamida (1-0)	Laber (0-3)	Downing (1)	3,095	2:51
22	6/10	at FARGO-MOORHEAD	W	4-3	16-6	1	+4.5 Rusch (3-0)	Herron (0-2)		2,822	2:27
23	6/11	Lincoln	W	4-0	17-6	1	+4.5 Williamson (2-3)	Edwards (2-1)		4,251	2:33
24	6/12	Lincoln	W	10-6	18-6	1	+4.5 Hawkins (2-0)	Gonzalez (0-3)	James (1)	5,512	2:58
25	6/13	Lincoln	L	5-2	18-7	1	+3.5 Sheldon (3-1)	Walker (3-1)	Zocchi (6)	7,015	2:47
26	6/14	at Sioux City	L	3-2	18-8	1	+3.0 Jarvis (2-3)	Salamida (1-1)	Bodishbaugh (6)	791	2:28
27	6/15	at Sioux City	L	3-1	18-9	1	+3.0 Quijano (2-2)	Rusch (3-1)	Bodishbaugh (7)	801	2:30
28	6/16	at Sioux City	L	4-3	18-10	1	+3.0 Marotz (2-0)	Williamson (2-4)	Bodishbaugh (8)	1,251	2:48
29	6/17	at Sioux City	W	10-9	19-10	1	+4.0 Jones (1-0)	Glynn (0-1)	Downing (2)	1,187	3:06
30	6/18	at Sioux Falls	L	6-5	19-11	1	+3.0 Van Leur (1-0)	Downing (3-1)		2,043	2:41
31	6/19	at Sioux Falls	L	9-4	19-12	1	+2.0 DeRatt (2-1)	Salamida (2-1)		2,149	2:24
32	6/20	at Sioux Falls	W	4-1	20-12	1	+3.0 Rusch (4-1)	Clegg (2-2)	Carter (1)	3,413	2:37
33	6/21	Fargo-Moorhead	W	3-2	21-12	1	+3.5 Beuning (1-0)	Herron (1-3)	Carter (2)	5,235	2:44
34	6/22	Fargo-Moorhead	L	9-6	21-13	1	+2.5 Caldera (5-1)	Hawkins (2-1)	Boleska (9)	5,584	3:13
35	6/23	Fargo-Moorhead	L	3-1	21-14	1	+2.5 Burnside (4-3)	Walker (3-2)	Boleska (10)	6,434	2:45
36	6/24	Fargo-Moorhead	L	16-7	21-15	1	+1.5 Shafer (2-4)	Zbin (0-1)		6,628	3:16
37	6/25	SIOUX CITY	W	3-2	22-15	1	+2.0 Rusch (5-1)	Quijano (2-3)	Carter (3)	5,012	2:32
38	6/26	SIOUX CITY	W	8-7	23-15	1	+3.0 Beuning (2-0)	Marotz (2-1)	Carter (4)	5,594	2:46
39	6/27	SIOUX CITY	W	7-2	24-15	1	+4.0 Butler (2-2)	Snowdon (0-2)		5,746	2:19
40	6/29	at Wichita	W	9-1	25-15	1	+4.0 Walker (4-1)	Lewick (0-1)		4,024	2:26
41	6/30	at Wichita	W	6-4	26-15	1	+3.5 Baldwin (1-1)	Marinez (0-1)	Carter (5)	3,023	3:10
42	7/1	at Wichita	L	8-5	26-16	1	+2.5 Lowey (8-0)	Privett (1-3)	Nevarez (4)	2,232	2:55
43	7/3	FARGO-MOORHEAD	L	5-3	26-17	1	+2.0 Fuqua (1-1)	Carter (0-2)	Boleska (11)	5,076	3:04
44	7/4	FARGO-MOORHEAD	L	5-3	26-18	1	+1.0 Dahman (1-0)	Spottiswood (0-3)	Boleska (12)	4,811	2:43
45	7/5	FARGO-MOORHEAD	L	6-3	26-19	1	+1.0 Burnside (5-3)	Butler (2-3)		5,289	2:53
46	7/6	FARGO-MOORHEAD	L	4-3	26-20	1	+1.0 Davis (1-0)	Spottiswood (0-4)	Boleska (13)	4,446	3:21
47	7/7	SIOUX FALLS	W	3-1	27-20	1	+1.0 Privett (2-3)	Clegg (3-3)	Carter (6)	5,124	2:46
48	7/8	SIOUX FALLS	W	7-1	28-20	1	+1.0 Salamida (2-2)	Scurry (3-3)		5,118	2:36
49	7/9	SIOUX FALLS	W	6-1	29-20	1	+1.0 Walker (5-2)	Gehle (4-4)		4,685	2:37
50	7/10	SIOUX FALLS	W	11-3	30-20	1	+1.0 Hawkins (3-1)	Michael (5-4)		5,816	2:49
51	7/12	St. Paul	W	5-4	31-20	1	+1.0 Carter (1-2)	Mahon (3-4)		4,434	2:34
52	7/13	St. Paul	W	8-1	32-20	1	+1.0 Privett (3-3)	Rolon (2-4)		5,238	2:43
53	7/14	St. Paul	L	4-3	32-21	T1	-- Odegaard (2-5)	Downing (3-2)	Klabunde (4)	5,512	2:49
54	7/15	St. Paul	L	6-3	32-22	2	-1.0 Claggett (3-2)	Salamida (2-3)	Klabunde (5)	4,559	4:01
55	7/16	at Lincoln	W	7-2	33-22	2	-1.0 Jones (2-0)	Moria (0-3)		2,457	3:09
56	7/17	at Lincoln	L	2-1	33-23	2	-2.0 Edwards (3-4)	Rusch (5-2)	Zocchi (13)	2,780	2:46
57	7/18	at Lincoln	W	10-4	34-23	2	-1.0 Privett (4-3)	Palica (1-5)		2,431	2:51
58	7/19	at Sioux Falls	W	8-6	35-23	2	-1.0 Spottiswood (1-2)	Cooper (1-3)	Beuning (1)	2,703	3:03
59	7/20	at Sioux Falls	L	7-4	35-24	2	-2.0 Gehle (5-5)	Salamida (2-4)	Mertins (2)	2,714	2:36
60	7/21	at Sioux Falls	W	14-7	36-24	2	-1.0 Beuning (3-0)	Michael (5-6)		3,110	3:24
61	7/22	at Sioux Falls	W	8-2	37-24	2	-1.0 Rusch (8-2)	DeRatt (3-5)		2,476	2:42
62	7/24	QUEBEC	L	6-2	37-25	2	-2.0 Gelinias (7-3)	Privett (4-4)		6,631	2:51
63	7/25	QUEBEC	L	9-3	37-26	2	-3.0 Mariotti (9-1)	Walker (5-3)		6,623	2:51
64	7/26	QUEBEC	L	5-0	37-27	2	-4.0 Duda (10-0)	Salamida (2-5)		5,456	2:39
65	7/27	Sioux Falls	W	2-1	38-27	2	-4.0 Beuning (4-0)	Gober (0-2)		5,325	2:37
66	7/28	Sioux Falls	L	15-9	38-28	2	-5.0 Fowler (1-0)	James (2-1)		5,318	3:09
67	7/29	Sioux Falls	W	7-3	39-28	2	-5.0 Privett (5-4)	Clegg (5-5)		5,543	2:33
68	7/31	at Kansas City	W	4-1	40-28	2	-3.5 Walker (6-3)	Garceau (6-3)	James (2)	3,801	2:33
69	8/1	at Kansas City	L	7-4	40-29	2	-4.5 Furnish (1-0)	Bailey (3-4)	Mehlich (9)	3,797	3:06
70	8/2	at Kansas City	W	8-4	41-29	2	-4.5 Rusch (7-2)	Irvine (2-1)		5,330	3:04
71	8/3	at Sioux City	W	5-4 (10)	42-29	2	-4.5 Beuning (5-0)	Lukanen (3-2)		836	2:44
72	8/4	at Sioux City	L	5-2	42-30	2	-5.5 Quijano (3-6)	Carter (1-3)		1,676	2:31
73	8/5	at Sioux City	L	8-7	42-31	2	-6.5 Snowdon (1-2)	Beuning (5-1)	Bodishbaugh (17)	810	2:44
74	8/6	SIOUX FALLS	W	20-16	43-31	2	-6.0 Salamida (3-5)	Cooper (1-5)		5,029	3:22
75	8/7	SIOUX FALLS	W	8-2	44-31	2	-5.0 Rusch (8-2)	Fowler (2-1)		5,045	2:26
76	8/8	SIOUX FALLS	W	3-2	45-31	2	-4.0 Allen (5-5)	DeRatt (3-6)		4,532	2:47
77	8/9	Wichita	W	7-1	46-31	2	-4.0 Baldwin (2-1)	Hinson (8-5)	Beuning (2)	5,948	2:28
78	8/10	Wichita	L	8-3	46-32	2	-5.0 Lowey (13-3)	Walker (6-4)		6,096	3:04
79	8/11	Wichita	W	3-1	47-32	2	-5.0 Salamida (4-5)	Capra (1-2)	Beuning (3)	5,853	2:43
80	8/13	at Fargo-Moorhead	L	5-3	47-33	2	-5.5 Fuqua (2-1)	Beuning (5-2)	Boleska (25)	3,448	2:54
81	8/14	at Fargo-Moorhead	L	8-2	47-34	2	-6.5 Herron (9-3)	Privett (5-5)		4,309	2:25
82	8/15	at Fargo-Moorhead	W	8-6	48-34	2	-5.5 Walker (7-4)	Harris (1-1)	Bodishbaugh (18)	3,411	3:28
83	8/16	at Fargo-Moorhead	L	1-0	48-35	2	-6.5 Dahman (3-1)	Salamida (4-6)		4,523	2:10
84	8/17	ST. PAUL	L	4-1	48-36	2	-7.5 Claggett (6-3)	Baldwin (2-2)		6,013	2:56
85	8/18	ST. PAUL	L	4-1	48-37	2	-8.5 Ruwe (3-1)	Rusch (8-3)		5,772	2:33
86	8/19	ST. PAUL	L	5-1	48-38	2	-9.5 Coe (11-4)	Privett (5-6)		6,876	2:54
87	8/21	at Gary SouthShore	W	7-2	49-38	2	-9.5 Walker (7-4)	Hiscock (4-6)	Beuning (4)	2,852	3:05
88	8/22	at Gary SouthShore	W	7-2	50-38	2	-8.5 Salamida (5-6)	Rolon (1-1)		2,982	2:54
89	8/23	at Gary SouthShore	L	1-0	50-39	2	-8.5 Coombs (6-7)	Rusch (8-4)	Gonzalez (6)	3,450	2:18
90	8/24	at St. Paul	L	1-0 (12)	50-40	2	-9.5 Spottiswood (1-0)	Bodishbaugh (6-5)		6,058	3:32
91	8/25	at St. Paul	W	5-2	51-40	2	-9.5 Walker (8-4)	Coe (11-5)	Bodishbaugh (19)	6,041	2:50
92	8/26	at St. Paul	W	8-2	52-40	2	-8.5 Van Leur (4-1)	Anderson (5-3)	Beuning (5)	5,070	2:56
93	8/27	at St. Paul	W	4-0	53-40	2	-8.0 Rusch (9-4)	Claggett (7-4)		4,614	2:24
94	8/28	Sioux City	W	5-3	54-40	2	-7.0 Downing (4-2)	Correa (2-3)	Beuning (6)	7,012	2:32
95	8/29	Sioux City	L	10-9	54-41	2	-8.0 Piefka (1-3)	Baldwin (2-3)	Snowdon (2)	6,167	3:30
96	8/30	Sioux City	L	10-1	54-42	2	-9.0 Salazar (8-7)	Walker (9-5)		6,894	2:40
97	8/31	Sioux City	L	5-2	54-43	2	-9.0 Jarvis (8-7)	Salamida (5-7)		5,715	1:55
98	9/1	Fargo-Moorhead	W	5-1	55-43	2	-8.0 Rusch (10-4)	Caldera (10-4)		6,018	2:23
99	9/2	Fargo-Moorhead	L	15-1	55-44	2	-9.0 Opsahl (1-0)	Privett (5-7)		5,558	2:51
100	9/3	Fargo-Moorhead	L	11-3	55-45	2	-10.0 Laber (7-7)	Wynn (0-1)		6,785	2:46

2012 WINNIPEG GOLDEYES STATISTICS

* indicates left-handed batter or left-handed pitcher

indicates switch-hitter

BATTER	Age	G	PA	AB	R	H	2B	3B	HR	RBI	SB	CS	BB	SO	BA	OBP	SLG	OPS	TB	GDP	HBP	SH	SF	IBB
Luis Alen	27	99	432	375	59	119	21	0	5	50	2	4	46	13	0.317	0.394	0.413	0.807	155		5	0	6	1
Dan Barbero*	29	22	83	68	8	17	2	0	1	8	1	0	13	17	0.250	0.386	0.324	0.709	22		2	0	0	2
Barbaro Canizares	32	14	62	55	5	20	2	0	1	10	0	0	6	8	0.364	0.419	0.455	0.874	25		0	0	1	1
Ridge Carpenter*	23	56	192	165	25	36	5	2	0	14	6	2	16	39	0.218	0.311	0.273	0.583	45		7	2	2	1
Mike Coles	29	27	115	104	14	23	5	0	0	7	0	3	8	8	0.221	0.281	0.269	0.550	28		1	1	1	0
Matt Cusick*	26	11	49	44	7	12	2	0	1	10	1	1	5	7	0.273	0.347	0.386	0.733	17		0	0	0	0
Kyle Day*	25	73	280	258	33	71	15	2	4	31	1	0	18	50	0.275	0.329	0.395	0.724	102		3	0	1	2
Yurendell de Caster	32	89	397	343	52	112	20	1	10	68	15	2	41	41	0.327	0.398	0.478	0.876	164		5	0	8	4
Kaohi Dow ning	26	42	7	6	4	1	1	0	0	1	0	0	1	3	0.167	0.286	0.333	0.619	2		0	0	0	0
Jose Duran	25	38	136	125	13	29	5	0	0	8	7	2	9	24	0.232	0.289	0.272	0.561	34		1	1	0	0
Price Kendall	26	100	465	407	69	115	15	3	0	34	21	6	40	49	0.283	0.362	0.334	0.696	136		12	4	2	0
Gabby Martinez*	29	10	41	38	6	8	3	0	3	8	0	0	3	17	0.211	0.268	0.526	0.795	20		0	0	0	0
Josh Mazzola	26	98	405	364	69	112	25	3	18	74	7	3	31	78	0.308	0.364	0.541	0.905	197		4	1	5	0
David Narodow ski	23	49	166	155	14	30	8	0	0	16	1	1	6	32	0.194	0.224	0.245	0.469	38		0	5	0	0
Amos Ramon	29	71	276	242	28	68	16	3	4	35	7	1	26	46	0.281	0.348	0.421	0.770	102		0	6	2	1
Chris Roberson#	32	94	432	394	75	125	21	7	11	59	36	7	24	42	0.317	0.360	0.490	0.850	193		4	7	3	0
Jon Weber*	34	78	345	306	38	86	15	1	4	42	1	1	34	58	0.281	0.357	0.376	0.732	115		3	0	2	3
17 Players	28.1	100	3883	3449	519	984	181	22	62	475	106	33	327	532	0.285	0.352	0.404	0.757	1395		47	27	33	15

PITCHER	Age	W	L	W-L%	ERA	G	GS	GF	CG	SHO	SV	IP	H	R	ER	HR	BB	IBB	SO	HBP	BK	WP	BF	WHIP	H9	HR9	BB9	SO9	SO/W
Chris Allen	27	1	0	1.000	5.79	12	0	4	0	0	0	9.1	15	6	6	0	2	0	9	1	0	1	47	1.82	14.5	0.0	1.9	8.7	4.5
Griffin Bailey	27	0	1	0.000	10.50	6	0	2	0	0	0	6.0	14	8	7	0	1	0	3	1	0	0	33	2.50	21.0	0.0	1.5	4.5	3.0
Zach Baldwin*	29	2	3	0.400	6.40	38	4	4	0	0	0	32.1	41	23	23	5	15	2	20	1	0	2	150	1.73	11.4	1.4	4.2	5.6	1.3
Brian Beuning	31	5	2	0.714	0.99	28	0	18	0	0	6	63.1	29	10	7	3	14	0	64	0	0	1	231	0.68	4.1	0.4	2.0	9.1	4.6
Chris Bodishbaugh	27	0	1	0.000	6.00	9	0	9	0	0	2	9.0	12	8	6	2	6	0	11	0	0	1	44	2.00	12.0	2.0	6.0	11.0	1.8
Tony Butler*	24	1	1	0.500	6.10	2	2	0	0	0	0	10.1	10	7	7	1	8	1	3	0	0	0	46	1.74	8.7	0.9	7.0	2.6	0.4
Nick Carr	25	1	0	1.000	5.06	11	0	11	0	0	4	10.2	13	9	6	1	5	0	11	0	0	2	52	1.69	11.0	0.8	4.2	9.3	2.2
Dexter Carter	25	1	3	0.250	3.99	31	1	16	0	0	6	38.1	45	22	17	0	18	2	44	4	1	5	182	1.64	10.6	0.0	4.2	10.3	2.4
Kaohi Dow ning	26	4	2	0.667	4.50	37	0	6	0	0	2	48.0	52	27	24	6	13	1	34	2	0	8	208	1.35	9.8	1.1	2.4	6.4	2.6
Rich Hawkins*	22	3	1	0.750	7.82	8	8	0	0	0	0	35.2	47	32	31	6	11	2	13	0	0	0	166	1.63	11.9	1.5	2.8	3.3	1.2
Craig James	29	2	1	0.667	4.71	29	0	9	0	0	2	28.2	33	17	15	1	15	1	19	0	0	0	134	1.67	10.4	0.3	4.7	6.0	1.3
Alex Jones	25	2	0	1.000	2.73	26	0	6	0	0	0	33.0	32	14	10	1	19	0	24	8	0	6	149	1.55	8.7	0.3	5.2	6.5	1.3
Stephen Kahn	28	0	0		11.81	6	0	3	0	0	0	5.1	11	8	7	0	4	0	6	0	0	1	32	2.81	18.6	0.0	6.8	10.1	1.5
Chris Kaminski	23	1	1	0.500	9.00	7	0	2	0	0	0	8.0	11	8	8	0	4	1	4	2	0	2	41	1.88	12.4	0.0	4.5	4.5	1.0
Brian Leach	26	0	0		11.74	3	1	0	0	0	0	7.2	11	10	10	2	8	0	2	2	0	2	41	2.48	12.9	2.3	9.4	2.3	0.3
Barrett Phillips*	22	0	0		3.52	11	0	4	0	0	0	7.2	9	5	3	0	6	1	2	0	0	0	38	1.96	10.6	0.0	7.0	2.3	0.3
Todd Privett*	26	4	5	0.444	4.38	13	13	0	0	0	0	72.0	86	42	35	3	21	0	51	4	0	4	322	1.49	10.8	0.4	2.6	6.4	2.4
Matt Rusch	29	10	4	0.714	2.40	21	21	0	1	0	0	139.0	117	39	37	5	31	1	113	2	1	4	557	1.07	7.6	0.3	2.0	7.3	3.7
Chris Salameda*	28	5	7	0.417	3.77	20	20	0	0	0	0	117.0	138	60	49	10	25	0	80	6	2	1	508	1.39	10.6	0.8	1.9	6.2	3.2
Billy Spottisw ood	27	1	2	0.333	8.68	12	0	3	0	0	0	9.1	15	11	9	0	3	1	8	1	0	0	46	1.93	14.5	0.0	2.9	7.7	2.7
Jack Van Leur*	24	1	0	1.000	6.75	12	0	1	0	0	0	5.1	8	4	4	0	2	0	6	1	0	1	27	1.88	13.5	0.0	3.4	10.1	3.0
Andrew Walker	29	9	5	0.643	3.74	22	21	0	0	0	0	139.2	141	64	58	13	28	3	81	4	0	3	582	1.21	9.1	0.8	1.8	5.2	2.9
Fabian Williamson*	23	2	4	0.333	3.63	8	7	0	0	0	0	39.2	35	16	16	1	17	0	41	2	1	1	172	1.31	7.9	0.2	3.9	9.3	2.4
Denver Wynn	25	0	1	0.000	7.27	2	1	0	0	0	0	8.2	11	9	7	1	4	0	3	0	0	1	41	1.73	11.4	1.0	4.2	3.1	0.8
Chris Zbin*	22	0	1	0.000	15.19	3	1	1	0	0	0	5.1	9	10	9	0	4	0	5	0	0	1	30	2.44	15.2	0.0	6.8	8.4	1.3
25 Players	26.9	55	45	0.550	4.16	100	100	99	1	3	22	889.1	945	469	411	61	284	16	657	41	5	47	3879	1.38	9.6	0.6	2.9	6.6	2.3



Josh Mazzola first joined the Goldeyes in 2012, helping the club win its first championship since 1994. Mazzola set the Goldeyes' franchise home run record in 2015, and held it until 2019 when it was surpassed by Reggie Abercrombie.

2013 WINNIPEG GOLDEYES GAME-BY-GAME

- CAPS indicate series sweeps

GM	DATE	OPPONENT	RES	SCORE	REC	POS	GB WINNER	LOSER	SAVE	ATT	TIME
1	May 17	at GRAND PRAIRIE	W	4-2	1-0	1	+0.5 Rusch	Blacksher	Keating	3,219	2:57
2	May 18	at GRAND PRAIRIE	W	5-0	2-0	1	+0.5 Hardy	Straw n		3,403	2:50
3	May 19	at GRAND PRAIRIE	W	10-5	3-0	1	+0.5 Garcia	Mortensen		1,292	2:59
4	May 20	at AMARILLO	W	11-5	4-0	1	+1.0 Gehle	Mitchell		5,257	3:25
5	May 22 (1)	at AMARILLO	W	2-1 (8)	5-0	1	+2.0 Rusch	Holzkom	Keating		2:10
6	May 22 (2)	at AMARILLO	W	5-0 (7)	6-0	1	+2.5 Capaul	New by		1,460	1:57
7	May 23	at Lincoln	W	4-1	7-0	1	+2.0 Hardy	Moreau	Keating	4,855	2:48
8	May 24	at Lincoln	W	5-1	8-0	1	+2.0 Garcia	Henry		3,310	2:36
9	May 25	at Lincoln	L	4-1	8-1	1	+2.0 Bywater	Gehle	Rodriguez	5,120	2:29
10	May 26	at Lincoln	L	11-2	8-2	1	+1.0 Bisenius	Capaul		2,183	2:33
11	May 27	Laredo	W	4-1	9-2	1	+1.5 Rusch	Newmann	Keating	7,886	2:31
12	May 28	Laredo	W	4-3	10-2	1	+2.5 Hardy	Serrano	Keating	6,343	2:19
13	May 29 (11)	Laredo	L	13-8 (11)	10-3	1	+2.0 Blanks	Alsup		5,523	4:15
14	June 1 (1)	FARGO-MOORHEAD	L	9-1 (7)	10-4	1	+1.0 Stanton	Rusch			2:14
15	June 1 (2)	FARGO-MOORHEAD	L	4-3 (7)	10-5	1	+1.0 Caldera	Capaul	Johnson	5,247	1:54
16	June 2	FARGO-MOORHEAD	L	4-3	10-6	1	+1.0 Hess	Kissock	Johnson	5,478	2:37
17	June 3	at Sioux Falls	W	5-1	11-6	1	+1.0 Garcia	Ruwe		2,572	2:21
18	June 4	at Sioux Falls	L	6-5	11-7	1	+1.0 Vazquez	Downing	DeRatt	2,443	2:38
19	June 5	at Sioux Falls	L	10-7	11-8	1	+1.0 Moore	Capaul	DeRatt	2,609	2:51
20	June 6	at Sioux Falls	W	12-1	12-8	1	+1.0 Rusch	Whatcott		2,665	2:27
21	June 7	at FARGO-MOORHEAD	L	3-1	12-9	T1	-- Laber	Hardy	Johnson	3,802	2:13
22	June 8	at FARGO-MOORHEAD	L	6-3	12-10	T1	-- Burnside	Garcia	Johnson	2,966	2:30
23	June 9	at FARGO-MOORHEAD	L	7-2	12-11	3	-0.5 King	Capaul		2,398	2:33
24	June 10	Wichita	W	7-6	13-11	2	-0.5 Keating	Holzkom		4,436	3:06
25	June 11	Wichita	L	11-0	13-12	3	-0.5 Link	Rusch		6,067	2:31
26	June 12	Wichita	W	4-3	14-12	2	-0.5 Keating	Holzkom		7,833	2:44
27	June 14	Quebec	W	6-0	15-12	T1	-- Garcia	Gelinas		5,456	2:11
28	June 15	Quebec	L	9-2	15-13	T1	-- Regnault	Downing		5,662	3:00
29	June 16	Quebec	W	4-3	16-13	1	+1.0 Keating	Cox		5,881	2:16
30	June 17	at St. Paul	W	11-3	17-13	1	+1.5 Hardy	Nelson		3,771	2:45
31	June 18	at St. Paul	L	8-5	17-14	1	+1.0 Claggett	Downing	Meyer	3,756	3:12
32	June 19	at St. Paul	L	4-3	17-15	T1	-- Meyer	Lafferty		3,896	2:41
33	June 22 (1)	Lincoln	L	3-2 (7)	17-16	2	-1.0 Melendez	Rusch	Rodriguez		2:22
34	June 22 (2)	Lincoln	W	4-3 (7)	18-16	2	-0.5 Gehle	Bywater	Keating	5,984	2:07
35	June 23	Lincoln	L	4-1	18-17	2	-1.5 McKiernan	Hardy	Rodriguez	5,834	3:08
36	June 25	at Sioux City	L	4-2	18-18	T2	-2.5 Satterwhite	Kissock	Bodishbaugh	681	2:31
37	June 26	at Sioux City	W	3-2 (12)	19-18	T2	-2.5 Keating	Satterwhite		789	3:37
38	June 27	at Sioux City	W	9-2	20-18	2	-2.0 Gehle	Jurik		1,259	2:33
39	June 29 (1)	at Gary SouthShore	W	5-2 (9)	21-18	T2	-2.5 Lafferty	Potts	Keating		2:42
40	June 29 (2)	at Gary SouthShore	L	5-2 (7)	21-19	3	-3.0 Ronick	Sasaki	Durham	4,125	2:23
41	June 30	at Gary SouthShore	L	6-5	21-20	3	-3.0 Kissock	Lindquist		3,212	2:23
42	July 2	St. Paul	L	9-8 (11)	21-21	3	-4.0 Meyer	Downing		5,178	3:41
43	July 3	St. Paul	W	3-2	22-21	3	-4.0 Caldwell	Meyer		5,011	2:29
44	July 4	St. Paul	W	7-5	23-21	2	-4.0 Hardy	Thomas	Keating	6,134	2:37
45	July 5	St. Paul	W	14-7	24-21	2	-3.0 Garcia	Correa		5,478	3:13
46	July 6	GARY SOUTHSORE	L	11-6	24-22	2	-4.0 Spottiswood	Sasaki		5,484	3:16
47	July 7	GARY SOUTHSORE	L	5-2	24-23	3	-4.0 Quijano	Kissock	Durham	5,535	2:46
48	July 8	GARY SOUTHSORE	L	7-2	24-24	3	-4.0 Coombs	Gehle		5,477	3:33
49	July 9	GARY SOUTHSORE	L	9-8	24-25	3	-5.0 Sewitt	Keating	Gonzalez	6,329	3:27
50	July 11	at Quebec	L	10-1	24-26	3	-4.5 Gelinas	Garcia	Jones	4,119	2:14
51	July 12	at Quebec	W	6-4 (11)	25-26	3	-4.5 Downing	Nunez	Keating	3,926	4:13
52	July 13	at Quebec	L	3-2	25-27	3	-5.0 Griffin	Gehle	Cox	3,433	2:20
53	July 14	at Quebec	L	7-4	25-28	3	-6.0 Crenshaw	Hardy		2,545	2:41
54	July 15	at Trois-Rivieres	L	9-3	25-29	3	-7.0 Burkard	Osuna		1,296	3:14
55	July 16	at Trois-Rivieres	W	12-2	26-29	3	-7.0 Rusch	Schields		1,568	3:15
56	July 17	at Trois-Rivieres	W	7-2	27-29	3	-7.0 Downing	Bullock	Keating	1,517	3:27
57	July 18	at Rockland	L	9-1	27-30	3	-7.0 Garcia	Blevins		2,332	2:22
58	July 19	at Rockland	W	9-2	28-30	3	-7.0 Hardy	Bayne		2,355	2:30
59	July 20	at Rockland	W	4-3	29-30	3	-7.0 Osuna	Popham	Keating	2,808	2:38
60	July 23	Sioux Falls	W	6-4	30-30	3	-7.5 Lafferty	Clark	Keating	6,147	2:50
61	July 24	Sioux Falls	L	4-1	30-31	3	-7.5 Champion	Gehle	DeRatt	6,187	2:17
62	July 25	Sioux Falls	W	8-1	31-31	3	-7.5 Osuna	Moore		5,791	2:54
63	July 26	Trois-Rivieres	L	6-4	31-32	3	-7.5 Burkard	Garcia	Sarianides	4,889	2:57
64	July 27	Trois-Rivieres	W	8-3	32-32	3	-7.5 Salamida	Schields		6,154	2:59
65	July 28	Trois-Rivieres	W	6-5	33-32	3	-7.5 Kissock	Keeler		5,747	3:19
66	July 29	Trois-Rivieres	W	6-5	34-32	3	-7.0 Gehle	Munoz	Keating	5,088	2:42
67	July 30 (1)	Lincoln	W	8-0 (7)	35-32	3	-6.5 Osuna	Bougher			2:08
68	July 30 (2)	Lincoln	W	12-2 (7)	36-32	T2	-5.5 Jackson	Parker		4,595	2:14
69	July 31	Lincoln	L	7-6	36-33	T2	-6.5 Parise	Garcia	Rodriguez	6,213	3:11
70	August 1	Lincoln	W	8-7 (12)	37-33	T2	-5.5 Downing	Rodriguez		5,265	3:52
71	August 2	at FARGO-MOORHEAD	L	6-3	37-34	T2	-6.5 Kilcrease	Lafferty		5,002	2:37
72	August 3	at FARGO-MOORHEAD	L	12-5	37-35	T2	-7.5 Burnside	Gehle		5,135	3:05
73	August 4	at FARGO-MOORHEAD	L	10-2	37-36	T2	-8.5 Opsahl	Osuna	King	3,660	2:35
74	August 6	SIoux CITY	W	3-1	38-36	2	-8.5 Salamida	Lucero	Keating	5,579	2:42
75	August 7	SIoux CITY	W	5-4	39-36	2	-8.5 Lafferty	Kennedy		5,064	2:57
76	August 8	SIoux CITY	W	15-8	40-36	2	-7.5 Downing	Jarvis		6,031	2:45
77	August 9	Sioux Falls	W	6-5	41-36	2	-7.5 Aguilar	DeRatt		4,792	2:35
78	August 11	Sioux Falls	L	2-1 (7)	41-37	2	-8.5 Whatcott	Gehle	DeRatt	5,703	3:35
79	August 11	Sioux Falls	W	4-2	42-37	2	-8.5 Salamida	Champion	Keating	6,008	1:59
80	August 12	at Sioux City	W	6-5	43-37	2	-7.5 Kissock	Stewart	Keating	767	3:06
81	August 13	at Sioux City	W	9-3	44-37	2	-7.5 Jackson	Jarvis		764	2:25
82	August 15	at Sioux City	L	9-4	44-38	2	-8.5 Bodishbaugh	Gehle	Kennedy		2:34
83	August 15	at Sioux City	W	1-0 (7)	45-38	2	-8.5 Salamida	Olson		1,390	1:56
84	August 16	Kansas City	L	8-3	45-39	2	-9.5 Zagone	Rusch	Pfcht	6,023	3:07
85	August 17	Kansas City	L	8-6 (10)	45-40	2	-9.5 Robinson	Keating		6,028	2:55
86	August 18	Kansas City	W	3-1	46-40	2	-8.5 Lafferty	Toler	Kissock	6,625	2:43
87	August 19	at St. Paul	L	14-1	46-41	2	-9.0 Hamburger	Gehle		3,878	2:45
88	August 20	at St. Paul	W	7-0	47-41	2	-9.0 Salamida	Soule		4,126	2:33
89	August 21	at St. Paul	W	7-0	48-41	2	-8.0 Rusch	Thomas		4,386	2:52
90	August 22	at St. Paul	W	3-0	49-41	2	-8.0 Jarvis	Claggett		4,110	2:19
91	August 23	at SIoux FALLS	W	7-2	50-41	2	-8.0 Jackson	Vazquez		4,656	2:51
92	August 24	at SIoux FALLS	W	11-3	51-41	2	-7.0 Salamida	Champion		4,656	3:05
93	August 25	at SIoux FALLS	W	8-5	52-41	2	-6.0 Rusch	Ruwe	Keating	3,132	2:58
94	August 27	St. Paul	L	11-4	52-42	2	-7.0 Claggett	Jarvis		6,936	3:03
95	August 28	St. Paul	W	9-2	53-42	2	-6.0 Salamida	Nelson		7,029	2:32
96	August 29	St. Paul	L	7-6	53-43	2	-7.0 Fleka	Keating		6,178	3:41
97	August 30	St. Paul	W	5-4	54-43	2	-7.0 Hardy	King	Kissock	6,037	2:25
98	August 31	Fargo-Moorhead	W	9-0	55-43	2	-6.0 Jarvis	Gutierrez		5,874	2:44
99	Sept. 1	Fargo-Moorhead	L	4-2	55-44	2	-7.0 Laber	Salamida	Kilcrease	6,166	2:27
100	Sept. 2	Fargo-Moorhead	W	6-5	56-44	2	-6.0 Lafferty	Bodishbaugh	Kissock	7,954	3:15

2013 WINNIPEG GOLDEYES STATISTICS

* indicates left-handed batter or left-handed pitcher

indicates switch-hitter

BATTER	Age	G	PA	AB	R	H	2B	3B	HR	RBI	SB	CS	BB	SO	BA	OBP	SLG	OPS	TB	GDP	HBP	SH	SF	IBB
Luis Alen	28	97	384	346	40	109	17	0	5	54	9	1	32	8	0.315	0.376	0.408	0.783	141		3	1	2	4
Mike Coles	30	19	90	75	15	18	4	0	0	7	9	0	14	10	0.240	0.367	0.293	0.660	22		1	0	0	0
Leonard Davis*	29	35	140	130	18	35	7	0	5	18	2	2	10	27	0.269	0.321	0.438	0.760	57		0	0	0	2
Yurendell de Caster	33	23	101	90	8	21	2	0	3	12	1	1	8	11	0.233	0.297	0.356	0.653	32		1	0	2	0
Tyler Graham	29	59	278	251	42	76	8	0	1	13	31	11	16	42	0.303	0.352	0.347	0.698	87		4	5	2	0
Jordan Guida	24	42	43	38	7	7	1	0	0	1	0	1	1	15	0.184	0.279	0.211	0.490	8		4	0	0	0
Casey Haerther	25	97	409	384	52	118	21	1	10	66	2	1	17	46	0.307	0.340	0.445	0.785	171		3	3	2	0
Fehlandt Lentini	35	97	413	384	51	104	26	1	7	45	20	2	18	43	0.271	0.307	0.398	0.706	153		4	3	4	1
Nick Liles	25	45	181	168	16	47	5	1	0	13	7	2	11	20	0.280	0.328	0.321	0.649	54		1	1	0	0
Josh Mazzola	27	100	425	379	64	111	23	3	16	64	7	2	37	74	0.293	0.365	0.496	0.861	188		7	0	2	2
Kevin Moesquit	22	44	158	139	26	34	5	1	2	18	4	1	13	25	0.245	0.312	0.338	0.650	47		1	4	1	0
Amos Ramon	30	97	391	339	44	91	13	3	8	52	6	2	41	61	0.268	0.351	0.395	0.746	134		4	3	4	0
Ray Sadler	32	59	261	230	50	72	22	2	11	50	4	2	21	43	0.313	0.379	0.570	0.949	131		6	0	4	1
Nate Samson	25	42	162	148	11	32	5	2	1	15	1	2	9	20	0.216	0.264	0.297	0.561	44		1	3	1	0
Ryan Scoma*	25	81	350	293	63	100	19	1	4	46	8	2	53	43	0.341	0.443	0.454	0.896	133		1	2	1	2
Tim Smith*	27	21	73	67	8	17	2	0	1	6	1	1	6	10	0.254	0.315	0.328	0.643	22		0	0	0	0
16 Players	28.2	100	3859	3461	516	992	180	15	74	480	112	33	307	498	0.287	0.350	0.411	0.761	1424		41	25	25	12

PITCHER	Age	W	L	W-L%	ERA	G	GS	GF	CG	SHO	SV	IP	H	R	ER	HR	BB	IBB	SO	HBP	BK	WP	BF	WHIP	H9	HR9	BB9	SO9	SO/W
Gabe Aguilar*	23	1	0	1.000	5.05	24	0	10	0	0	0	41.0	59	31	23	4	9	0	23	3	0	3	190	1.66	13.0	0.9	2.0	5.0	2.6
Chris Allen	28	0	0		0.00	2	0	0	0	0	0	1.1	2	0	0	0	1	0	2	0	0	0	7	2.25	13.5	0.0	6.8	13.5	2.0
Wes Alsup	26	0	1	0.000	19.80	5	0	4	0	0	0	5.0	7	11	11	1	8	0	8	1	0	1	32	3.00	12.6	1.8	14.4	14.4	1.0
Allen Caldwell*	25	1	0	1.000	1.80	13	0	5	0	0	0	15.0	13	5	3	0	13	1	18	0	0	1	71	1.73	7.8	0.0	7.8	10.8	1.4
Alex Capaul	24	1	4	0.200	10.64	6	5	1	0	0	0	22.0	44	30	26	7	7	1	8	0	0	2	116	2.32	18.0	2.9	2.9	3.3	1.1
Aaron Correa*	24	0	0		5.00	9	1	3	0	0	0	18.0	18	10	10	1	10	1	10	2	0	6	81	1.56	9.0	0.5	5.0	5.0	1.0
Kaohi Downing	27	4	4	0.500	3.40	42	0	9	0	0	0	45.0	39	23	17	4	23	1	33	4	0	3	199	1.38	7.8	0.8	4.6	6.6	1.4
Justin Garcia	26	5	5	0.500	5.96	16	14	1	0	0	0	83.0	93	56	55	9	27	2	65	2	0	2	369	1.45	10.1	1.0	2.9	7.0	2.4
Pete Gehle*	25	4	8	0.333	5.25	20	17	0	0	0	0	96.0	120	64	56	15	42	2	49	3	0	6	432	1.69	11.2	1.4	3.9	4.6	1.2
Casey Haerther	25	0	0		18.00	2	0	0	0	0	0	1.0	1	2	2	1	1	0	1	0	0	0	5	2.00	9.0	9.0	9.0	9.0	1.0
Mark Hardy*	25	7	3	0.700	3.48	15	13	1	1	0	0	82.2	78	36	32	3	30	0	62	1	0	0	349	1.31	8.5	0.3	3.3	6.8	2.1
Matt Jackson	25	3	0	1.000	3.70	7	6	0	0	0	0	41.1	48	19	17	4	5	0	37	1	0	1	176	1.28	10.5	0.9	1.1	8.1	7.4
Jason Jarvis	25	2	1	0.667	2.19	4	4	0	1	1	0	24.2	21	11	6	2	7	1	7	2	0	0	99	1.14	7.7	0.7	2.6	2.6	1.0
Patrick Keating	26	4	3	0.571	3.76	36	0	33	0	0	17	40.2	47	18	17	3	5	0	32	1	0	0	174	1.28	10.4	0.7	1.1	7.1	6.4
Chris Kissock	28	2	4	0.333	2.70	50	0	17	0	0	3	53.1	47	21	16	5	9	0	56	2	0	5	216	1.05	7.9	0.8	1.5	9.4	6.2
Brendan Lafferty*	27	5	2	0.714	3.49	53	0	8	0	0	0	49.0	38	23	19	1	20	2	50	4	1	5	207	1.18	7.0	0.2	3.7	9.2	2.5
Edgar Osuna*	25	3	2	0.600	3.19	6	6	0	1	1	0	36.2	25	14	13	3	16	0	33	0	0	1	151	1.12	6.1	0.7	3.9	8.1	2.1
Matt Rusch	30	7	4	0.636	4.11	23	23	0	1	1	0	144.2	149	73	66	6	34	0	111	4	0	6	604	1.27	9.3	0.4	2.1	6.9	3.3
Chris Salamida*	29	7	1	0.875	2.23	9	9	0	2	2	0	60.2	51	16	15	1	13	1	44	2	0	1	238	1.06	7.6	0.1	1.9	6.5	3.4
Ryan Sasaki*	22	0	2	0.000	8.10	2	2	0	0	0	0	6.2	10	7	6	0	5	0	5	1	0	1	35	2.25	13.5	0.0	6.8	6.8	1.0
Taylor Sewitt	23	0	0		0.00	4	0	0	0	0	0	3.2	2	0	0	0	0	0	4	0	0	0	13	0.55	4.9	0.0	0.0	9.8	
21 Players	26.4	56	44	0.560	4.23	100	100	94	6	9	20	871.1	912	470	410	70	285	12	658	33	1	44	3764	1.37	9.4	0.7	2.9	6.8	2.3



From 2013-15, Casey Haerther drove in 217 runs for the Goldeyes, which were the most of any player in the American Association.

2014 WINNIPEG GOLDEYES GAME-BY-GAME

- CAPS indicate series sweeps

GM	DATE	OPPONENT	RES	SCORE	REC	POS	GB WINNER	LOSER	SAVE	ATT	TIME
1	May 15	at Amarillo	L	11-7	0-1	4	-1.0 Zeller (1-0)	Salamida (0-1)		3,424	3:09
2	May 16	at Amarillo	W	5-2	1-1	4	-1.0 Jarvis (1-0)	Blacksheer (0-1)	Bellamy (1)	2,120	2:33
3	May 17	at Amarillo	W	12-2	2-1	T3	-1.0 Jackson (1-0)	Quist (0-1)		2,942	3:06
4	May 18	at Amarillo	W	8-4	3-1	T1	-- Aguilar (1-0)	Nannini (0-1)		3,113	2:51
5	May 19	at Laredo	L	7-3	3-2	T2	-1.0 Tracey (1-0)	Salamida (0-2)		1,445	2:58
6	May 20	at Laredo	W	7-1	4-2	2	-1.0 Anderson (1-0)	Carrillo (0-1)		3,919	3:04
7	May 21	at Laredo	L	18-5	4-3	T2	-2.5 Piazza (1-0)	Jarvis (1-1)		1,909	2:57
8	May 23	at LINCOLN	W	3-2	5-3	2	-1.5 Jackson (2-0)	Fleming (0-2)	Kissock (1)	4,242	2:47
9	May 24	at LINCOLN	W	7-4	6-3	2	-0.5 Aguilar (2-0)	Meiers (0-1)	Kissock (2)	4,222	2:56
10	May 25	at LINCOLN	W	6-4	7-3	2	-0.5 Salamida (1-2)	Green (0-1)	Bellamy (2)	2,941	2:28
11	May 26	Sioux City	L	6-5	7-4	2	-1.0 Johnson (1-0)	Jarvis (1-2)	Bodishbaugh (1)	7,155	2:57
12	May 27	Sioux City	W	2-1	8-4	T1	-- Anderson (2-0)	Straka (1-1)	Kissock (3)	4,434	2:24
13	May 28	Sioux City	L	6-1	8-5	T1	-- Tsukada (1-0)	Jackson (2-1)		5,012	3:01
14	May 29	Lincoln	W	8-5	9-5	T1	-- Aguilar (3-0)	Meiers (0-2)	Kissock (4)	4,596	3:09
15	May 30	Lincoln	W	5-4	10-5	1	+1.0 Bellamy (1-0)	Schuler (0-1)		4,896	2:31
16	May 31	Lincoln	L	8-1	10-6	1	-- Bisenius (1-0)	Jarvis (1-3)		5,665	2:55
17	June 1	Lincoln	L	4-1	10-7	2	-1.0 Fleming (2-2)	Anderson (2-1)	Schuler (4)	5,834	2:36
18	June 2	at SIOUX FALLS	W	3-2	11-7	2	-1.0 Jackson (3-1)	Ruwe (1-2)	Kissock (5)	2,011	2:58
19	June 4 (1)	at SIOUX FALLS	W	7-1 (7)	12-7	2	-0.5 Salamida (2-2)	Vazquez (2-2)		3,268	2:07
20	June 4 (2)	at SIOUX FALLS	W	3-0 (7)	13-7	T1	-- Downing (1-1)	Bircher (0-3)	Bellamy (3)	3,268	1:58
21	June 5	at SIOUX FALLS	W	8-3	14-7	1	-- Hernandez (1-0)	Moore (1-1)		2,549	2:43
22	June 6	at Fargo-Moorhead	L	4-3	14-8	T1	-- Roemer (1-0)	Lafferty (0-1)		3,798	2:26
23	June 7	at Fargo-Moorhead	L	4-2	14-9	3	-1.0 Laber (3-1)	Jackson (3-2)	Garcia (8)	4,571	2:45
24	June 8	at Fargo-Moorhead	W	7-4	15-9	T2	-1.5 Barnard (1-0)	Gutierrez (2-1)	Bellamy (4)	3,066	2:43
25	June 10	GRAND PRAIRIE	W	7-6	16-9	T2	-0.5 Bellamy (2-0)	Whitmore (0-1)		5,549	3:09
26	June 11	GRAND PRAIRIE	W	8-1	17-9	1	+0.5 Hernandez (2-0)	Bargas (2-3)		5,678	2:45
27	June 12	GRAND PRAIRIE	W	5-2	18-9	1	+1.0 Jackson (4-2)	Spainhoward (0-4)		6,733	2:45
28	June 13	St. Paul	L	2-0	18-10	T1	-- Barnese (3-1)	Anderson (2-2)	Sattler (7)	5,123	2:19
29	June 14	St. Paul	W	4-0	19-10		Barnard (2-0)	Shields (3-2)		5,011	3:37
30	June 17	at New Jersey	L	4-1	19-11	2	-1.5 Perez (1-1)	Salamida (2-3)		1,462	2:34
31	June 18	at New Jersey	L	3-2 (10)	19-12	T2	-1.5 Sanchez (2-1)	Bellamy (2-1)		1,072	2:45
32	June 19	at New Jersey	W	2-1	20-12	T2	-1.0 Jackson (5-2)	Pavlik (0-1)	Bellamy (5)	1,237	2:36
33	June 20	at Quebec	W	11-5	21-12	T1	-- Anderson (3-2)	Perez (3-2)		3,208	2:52
34	June 21	at Quebec	L	6-5	20-13	T1	-- Sanford (4-1)	Aguilar (1-1)	Regnault (3)	3,033	2:44
35	June 22	at Quebec	W	9-7 (11)	22-13	1	+1.0 Bellamy (3-1)	Staniewicz (2-3)		2,418	4:03
36	June 23	at Trois-Rivieres	W	4-0	23-13	1	+1.0 Hernandez (3-0)	Alvarez (0-2)		1,343	2:40
37	June 24	at Trois-Rivieres	W	5-3	24-13	1	+1.0 Aguilar (4-1)	Rusch (2-2)	Kissock (6)	885	2:48
38	June 25	at Trois-Rivieres	L	2-1 (7)	24-14	1	+1.0 Sarandes (1-2)	Bellamy (3-2)		885	2:00
39	June 26	at Trois-Rivieres	W	6-1	25-14	1	+2.0 Hollingsworth (1-0)	Bollinger (0-1)		1,257	3:04
40	June 27	FARGO-MOORHEAD	W	4-1	26-14	1	+3.0 Salamida (3-3)	Bowlin (2-1)	Kissock (7)	5,023	2:29
41	June 28	FARGO-MOORHEAD	W	5-4	27-14	1	+4.0 Hernandez (4-0)	Stanton (1-5)	Kissock (8)	4,954	2:24
42	June 30 (1)	FARGO-MOORHEAD	W	8-3 (7)	28-14	1	+5.0 Jackson (6-2)	Laber (6-2)		5,245	1:56
43	June 30 (2)	FARGO-MOORHEAD	W	15-1 (7)	29-14	1	+5.5 Barnard (3-0)	Erasmus (2-2)		2,09	
44	July 1	KANSAS CITY	W	5-3	30-14	1	+6.0 Hollingsworth (2-0)	Noga (0-3)	Kissock (9)	5,078	2:23
45	July 2	KANSAS CITY	W	7-5	31-14	1	+6.5 Aguilar (5-1)	Messer (1-1)	Kissock (10)	6,523	3:06
46	July 3	KANSAS CITY	W	18-10	32-14	1	+7.0 Hernandez (5-0)	DeVore (2-2)		4,945	3:05
47	July 4	at FARGO-MOORHEAD	W	4-1	33-14	1	+8.0 Jackson (7-2)	Camilo (0-1)	Kissock (11)	5,227	2:44
48	July 5	at FARGO-MOORHEAD	W	8-4	34-14	1	+8.0 Barnard (4-0)	Laber (6-3)		3,990	2:58
49	July 6	at FARGO-MOORHEAD	W	14-4	35-14	1	+9.5 Hollingsworth (3-0)	Fuqua (3-1)		2,957	3:00
50	July 8	SIOUX CITY	L	2-1	35-15	1	+8.5 Broussard (5-1)	Kissock (0-1)	Bodishbaugh (8)	5,010	2:46
51	July 9	SIOUX CITY	L	9-2	35-16	1	+7.5 Straka (5-4)	Jackson (7-3)		5,788	2:37
52	July 10	SIOUX CITY	L	2-0	35-17	1	+6.5 Holt (3-7)	Hernandez (5-1)	Wort (1)	5,015	2:33
53	July 11	Gary SouthShore	L	3-2	35-18	1	+5.5 Hscock (6-4)	Barnard (4-1)	Fowler (1)	5,243	3:07
54	July 12	Gary SouthShore	L	10-9	35-19	1	+5.5 Brahnay (4-1)	Kissock (0-2)	Parr (3)	5,259	3:14
55	July 13	Gary SouthShore	W	4-2 (11)	36-19	1	+5.5 Howard (2-1)	Gibbons (0-1)		5,232	3:26
56	July 15	St. Paul	L	4-3 (7)	36-20	1	+5.5 Barnese (4-5)	Kissock (0-3)	Sattler (13)	5,792	2:14
57	July 16 (1)	St. Paul	L	5-2 (7)	36-21	1	+4.5 Gay (3-0)	Hernandez (5-2)	Mehlich (1)	5,936	2:01
58	July 16 (2)	St. Paul	L	4-0 (7)	36-22	1	+3.5 Shields (5-4)	Aguilar (5-2)		1,52	
59	July 17	St. Paul	W	7-2	37-22	1	+4.5 Hollingsworth (4-0)	Coe (4-5)		5,788	2:45
60	July 18	at Kansas City	L	5-4	37-23	1	+3.5 Regas (5-1)	Downing (1-2)		6,519	3:12
61	July 19	at Kansas City	W	10-4	38-23	1	+3.5 Jackson (8-3)	Zagone (6-3)		8,386	3:29
62	July 20	at Kansas City	W	9-3	39-23	1	+3.5 Hernandez (6-2)	Barnes (2-1)		4,301	2:26
63	July 22 (1)	Fargo-Moorhead	W	7-2 (7)	40-23	1	+4.0 Salamida (4-3)	Camilli (2-2)		5,878	1:59
64	July 22 (2)	Fargo-Moorhead	W	4-3 (7)	41-23	1	+3.5 Hollingsworth (5-0)	Stanton (2-8)	Lafferty (1)		2:09
65	July 23	Fargo-Moorhead	L	11-2	41-24	1	+2.5 Ernst (6-4)	Barnard (4-2)		7,054	3:06
66	July 25	at Gary SouthShore	L	5-3	41-25	1	+1.0 Hscock (8-4)	Jackson (8-4)		4,488	2:29
67	July 26	at Gary SouthShore	W	6-5	42-25	1	+2.0 Aguilar (6-2)	Bougher (5-5)	Kissock (12)	3,548	3:23
68	July 27	at Gary SouthShore	W	12-0	43-25	1	+3.0 Salamida (5-3)	Coombs (5-6)		3,386	2:38
69	July 30	at Sioux Falls	L	12-4	43-26	1	+2.5 Moore (5-5)	Jackson (8-5)		3,376	2:49
70	July 31	at Sioux Falls	W	10-7	44-26	1	+3.5 Hollingsworth (6-0)	Wicksat (2-6)		3,361	2:51
71	August 1	at Sioux Falls	L	4-3	44-27	1	+3.5 DeRatt (2-4)	Lafferty (0-2)		4,124	3:00
72	August 2	at Sioux Falls	W	12-6	45-27	1	+3.5 Hernandez (7-2)	Vazquez (5-6)		3,789	3:05
73	August 3	at Sioux City	L	10-3	45-28	1	+3.5 Burnett (4-1)	Sintes (0-1)		801	3:19
74	August 4	at Sioux City	L	8-0	45-29	1	+2.5 Caldera (1-1)	Jackson (8-6)		586	2:46
75	August 5	at Sioux City	W	6-2	46-29	1	+2.5 Aguilar (7-2)	Straka (6-5)	Lafferty (2)	814	1:39
76	August 6	at Sioux City	W	10-0 (7)	47-29	1	+3.0 Hernandez (8-2)	Liguori (0-2)		726	1:59
77	August 7	Wichita	L	10-3	47-30	1	+2.0 Van Skike (9-3)	Sintes (0-2)		5,512	3:10
78	August 8	Wichita	L	6-5	47-31	1	+2.0 Bennett (5-0)	Kissock (0-2)	Nevarez (21)	5,643	2:49
79	August 9	Wichita	L	4-3	47-32	1	+2.0 Zouzalik (2-0)	Hollingsworth (6-1)	Nevarez (22)	5,839	2:52
80	August 10	Wichita	W	5-1	48-32	1	+3.0 Salamida (6-3)	Brown (8-4)		5,911	2:32
81	August 12	ST. PAUL	W	6-4	49-32	1	+4.0 Hernandez (9-2)	Claggett (5-5)	Lafferty (3)	5,521	2:12
82	August 13	ST. PAUL	W	4-2	50-32	1	+5.0 Jackson (9-6)	Coe (5-7)	Lafferty (4)	6,412	2:26
83	August 14	ST. PAUL	W	6-4	51-32	1	+6.0 Sewitt (1-0)	Barnese (6-7)	Kissock (13)	5,238	2:49
84	August 15	at Sioux Falls	L	5-1	51-33	1	+6.0 Wicksat (3-7)	Salamida (6-4)		4,712	2:29
85	August 16	at Sioux Falls	W	4-3	52-33	1	+7.0 Bollinger (2-0)	Ruwe (5-6)	Kissock (14)	3,754	2:23
86	August 17	at Sioux Falls	W	14-0	53-33	1	+8.0 Hernandez (10-2)	Vazquez (5-7)		2,643	3:36
87	August 18	NEW JERSEY	W	6-4	54-33	1	+8.0 Jackson (10-6)	Ferrara (1-1)	Kissock (15)	4,887	2:02
88	August 19	NEW JERSEY	W	6-0	55-33	1	+9.0 Hollingsworth (7-1)	Vessella (1-2)		5,923	2:18
89	August 20	NEW JERSEY	W	2-0	56-33	1	+10.0 Salamida (7-4)	Bilodeau (0-1)	Lafferty (5)	6,656	2:32
90	August 22 (1)	Sioux Falls	W	6-3 (7)	57-33	1	+10.5 Bollinger (2-0)	Wicksat (3-8)	Kissock (16)	5,012	1:54
91	August 22 (2)	Sioux Falls	W	2-0 (7)	58-33	1	+10.5 Hernandez (11-2)	Winter (1-3)			1:31
92	August 23	Sioux Falls	W	12-6	59-33	1	+11.5 Jackson (11-6)	Vazquez (5-8)		5,255	4:16
93	August 24	Sioux Falls	L	5-3	59-34	1	+11.5 Bircher (4-7)	Kissock (0-5)	DeRatt (13)	6,769	2:22
94	August 26	at St. Paul	W	10-6 (12)	60-34	1	+12.5 Fowler (2-0)	Ghelfi (0-1)		6,009	4:21
95	August 27	at St. Paul	L	14-7	60-35	1	+11.5 Thomas (2-1)	Sewitt (1-1)		5,888	2:52
96	August 28	at St. Paul	W	4-3	61-35	1	+12.5 Hernandez (12-2)	Claggett (6-7)	Kissock (17)	9,455	2:40
97	August 29	Gary SouthShore	L	3-0	61-36	1	+12.5 Orenshaw (9-8)	Jackson (11-7)	Kadish (1)	5,433	2:38
98	August 30	Gary SouthShore	W	4-1	62-36	1	+14.0 Hollingsworth (8-1)	Hscock (10-6)	Lafferty (6)	6,642	2:18
99	August 31	Gary SouthShore	W	18-5	63-36	1	+15.0 Bollinger (3-0)	Bougher (8-7)		5,011	3:06
100	Sept 1	Gary SouthShore	L	5-4	63-37	1	+15.0 Kadish (2-1)	Lafferty (0-3)	Parr (8)	7,345	2:58

2014 WINNIPEG GOLDEYES STATISTICS

* indicates left-handed batter or left-handed pitcher

indicates switch-hitter

BATTER	Age	G	PA	AB	R	H	2B	3B	HR	RBI	SB	CS	BB	SO	BA	OBP	SLG	OPS	TB	GDP	HBP	SH	SF	IBB
Reggie Abercrombie	33	100	420	398	73	113	24	1	19	74	23	10	15	98	0.284	0.314	0.492	0.807	196		4	0	3	1
Luis Alen	29	96	363	325	29	94	13	0	6	50	3	1	24	16	0.289	0.347	0.385	0.732	125		7	3	4	1
Jake Blackwood	28	83	357	330	50	106	25	1	10	49	1	1	22	45	0.321	0.364	0.494	0.858	163		2	0	3	1
Brock Bond#	28	64	284	227	53	74	10	0	0	20	6	3	50	21	0.326	0.448	0.370	0.818	84		2	3	2	3
Kaohi Downing	28	35	2	2	1	0	0	0	0	0	0	0	0	1	0.000	0.000	0.000	0.000	0		0	0	0	0
Jordan Guida	25	45	134	121	22	34	4	0	2	10	0	1	9	35	0.281	0.336	0.364	0.700	44		1	3	0	0
Casey Haerther	26	98	418	389	49	140	29	0	13	72	0	0	21	48	0.360	0.390	0.535	0.925	208		1	3	4	0
Sam Kimmel*	24	15	43	36	1	5	0	0	0	2	1	0	3	4	0.139	0.200	0.139	0.339	5		0	3	1	0
Tyler Kuhn*	27	100	467	411	70	148	29	3	5	56	11	2	43	42	0.360	0.415	0.482	0.896	198		1	4	8	3
Josh Mazzola	28	97	417	373	61	99	22	2	16	68	17	3	26	64	0.265	0.324	0.464	0.788	173		10	0	8	0
Davidson Peguero*	23	1	2	2	0	1	0	0	0	1	0	0	0	0	0.500	0.500	0.500	1.000	1		0	0	0	0
Ryan Pineda	25	76	294	252	45	69	11	3	5	31	5	2	32	59	0.274	0.360	0.401	0.760	101		4	2	4	1
Ray Sadler	33	51	220	201	33	47	6	1	10	31	8	1	13	47	0.234	0.291	0.423	0.714	85		4	0	2	0
Donnie Webb#	28	99	416	359	60	105	15	3	10	50	32	7	43	79	0.292	0.362	0.435	0.796	156		1	4	9	3
14 Players	28.2	100	3837	3426	547	1035	188	14	96	514	107	31	301	559	0.302	0.360	0.449	0.809	1539		37	25	48	13

PITCHER	Age	W	L	W-L%	ERA	G	GS	GF	CG	SHO	SV	IP	H	R	ER	HR	BB	IBB	SO	HBP	BK	WP	BF	WHIP	H9	HR9	BB9	SO9	SO/W
Gabe Aguilar*	24	7	2	0.778	3.38	41	2	2	0	0	0	48.0	41	21	18	4	15	1	39	2	0	2	196	1.17	7.7	0.8	2.8	7.3	2.6
Kyle Anderson*	24	3	2	0.600	1.64	8	7	0	0	0	0	49.1	41	11	9	1	9	1	29	1	0	2	194	1.01	7.5	0.2	1.6	5.3	3.2
Chandler Barnard	28	4	2	0.667	4.28	8	7	1	1	0	0	40.0	41	20	19	4	21	0	20	1	0	1	175	1.55	9.2	0.9	4.7	4.5	1.0
Kyle Bellamy	26	3	2	0.600	7.64	21	0	13	0	0	5	17.2	22	17	15	1	14	2	16	3	0	0	90	2.04	11.2	0.5	7.1	8.2	1.1
Ryan Bollinger*	23	3	0	1.000	6.00	4	4	0	0	0	0	21.0	29	15	14	2	5	0	11	0	0	1	97	1.62	12.4	0.9	2.1	4.7	2.2
Taylor Bratton*	23	0	0		3.07	12	0	6	0	0	0	14.2	15	6	5	1	7	0	4	2	0	0	67	1.50	9.2	0.6	4.3	2.5	0.6
Alex De La Cruz	22	0	0		9.82	3	0	2	0	0	0	3.2	8	5	4	0	3	0	2	0	0	0	23	3.00	19.6	0.0	7.4	4.9	0.7
Kaohi Downing	28	1	1	0.500	4.97	34	0	8	0	0	0	29.0	30	17	16	2	16	1	27	4	1	4	132	1.59	9.3	0.6	5.0	8.4	1.7
Barry Fowler	38	1	0	1.000	2.70	3	0	2	0	0	0	6.2	5	2	2	0	2	0	1	1	0	0	25	1.05	6.8	0.0	2.7	1.4	0.5
Casey Haerther	26	0	0		0.00	1	0	1	0	0	0	0.1	0	0	0	0	0	0	0	0	0	0	1	0.00	0.0	0.0	0.0	0.0	0.0
Nick Hernandez*	25	12	2	0.857	3.06	20	20	0	2	2	0	120.2	117	50	41	12	22	0	93	2	0	1	498	1.15	8.7	0.9	1.6	6.9	4.2
Ethan Hollingsworth	27	8	1	0.889	3.39	15	14	0	1	1	0	93.0	86	39	35	8	20	1	50	1	0	3	373	1.14	8.3	0.8	1.9	4.8	2.5
Cephas Howard	29	1	0	1.000	9.00	5	0	1	0	0	0	3.0	4	3	3	0	2	1	3	0	0	1	14	2.00	12.0	0.0	6.0	9.0	1.5
Matt Jackson	26	11	7	0.611	4.18	21	21	0	0	0	0	120.2	140	59	56	9	34	0	82	2	0	9	526	1.44	10.4	0.7	2.5	6.1	2.4
Jason Jarvis	26	1	3	0.250	9.95	4	4	0	0	0	0	19.0	38	22	21	5	6	0	10	1	0	0	101	2.32	18.0	2.4	2.8	4.7	1.7
Chase Johnson	26	0	0		6.00	3	0	0	0	0	0	3.0	4	3	2	1	3	0	2	0	0	0	14	2.33	12.0	3.0	9.0	6.0	0.7
Chris Kissock	29	0	5	0.000	3.18	47	0	33	0	0	17	45.1	49	18	16	2	11	0	45	0	0	3	194	1.32	9.7	0.4	2.2	8.9	4.1
Brendan Lafferty*	28	0	3	0.000	2.66	55	0	15	0	0	6	50.2	41	18	15	4	23	2	52	3	0	7	216	1.26	7.3	0.7	4.1	9.2	2.3
Chris Salamida*	30	7	4	0.636	3.29	19	19	0	4	1	0	126.0	120	53	46	8	26	2	91	9	3	1	521	1.16	8.6	0.6	1.9	6.5	3.5
Taylor Sewitt	24	1	1	0.500	2.95	42	0	5	0	0	0	42.2	42	16	14	3	12	1	27	0	0	0	172	1.27	8.9	0.6	2.5	5.7	2.3
Jon Sintes	28	0	2	0.000	14.73	2	2	0	0	0	0	7.1	18	13	12	1	2	0	5	0	0	1	43	2.73	22.1	1.2	2.5	6.1	2.5
Jeffrey Stoner	22	0	0		3.60	5	0	3	0	0	0	5.0	4	3	2	1	1	0	3	0	0	0	21	1.00	7.2	1.8	1.8	5.4	3.0
22 Players	26.6	63	37	0.630	3.79	100	100	92	8	9	28	866.2	895	411	365	69	254	12	612	32	4	36	3693	1.33	9.3	0.7	2.6	6.4	2.4



Tyler Kuhn was an American Association All-Star during his lone season with the Goldeyes in 2014. Kuhn tied for second in the league with a .360 batting average.

2015 WINNIPEG GOLDEYES GAME-BY-GAME

- CAPS indicate series sweeps

GM	DATE	OPPONENT	RES	SCORE	REC	POS	GB WINNER	LOSER	SAVE	ATT	TIME
1	May 21	at Grand Prairie	L	4-1	0-1	T2	-1.0 Gutierrez	Hernandez	Harris	1,450	2:25
2	May 22	at Grand Prairie	W	7-1	1-1	T2	-1.0 Jackson	Ott		882	2:44
3	May 24 (1)	at Grand Prairie	W	4-2 (9)	2-1	2	-1.0 Smith	Norris	Peguero		2:52
4	May 24 (2)	at Grand Prairie	W	4-3 (11)	3-1	2	-1.0 Smith	Oliver		751	3:40
5	May 26	at Wichita	L	1-0 (10)	3-2	T2	-1.0 Yeovil	Lafferty		3,744	2:52
6	May 27	at Wichita	L	2-0	3-3	T2	-2.0 Bencomo	Jackson	Nevarez	1,930	2:22
7	May 28	at Wichita	L	4-1	3-4	3	-3.0 Capra	Cornelius	Nevarez	2,030	2:58
8	May 30 (1)	at Joplin	L	3-2 (7)	3-5	3	-4.0 Abreu	Rivera			2:10
9	May 30 (2)	at Joplin	W	9-1 (7)	4-5	T2	-3.5 Nixon	Sanchez		2,107	2:07
10	May 31	at Joplin	L	3-2	4-6	3	-5.0 Abreu	Peguero		1,247	3:19
11	June 2	Sioux Falls	W	5-3	5-6	2	-5.5 Jackson	Straw n	Peguero	6,771	2:58
12	June 3	Sioux Falls	L	8-3	5-7	3	-6.5 Pena	Cornelius		4,787	3:23
13	June 4	Sioux Falls	L	7-4	5-8	3	-7.0 Blackwell	Anderson	Johnson	5,658	2:54
14	June 5	Joplin	L	9-5	5-9	3	-8.0 Tejada	Nixon		5,412	3:07
15	June 6	Joplin	W	4-3	6-9	3	-8.0 Hernandez	Sanchez	Lafferty	4,811	2:28
16	June 7	Joplin	L	11-4	6-10	3	-8.0 Molina	Cornelius		5,022	3:55
17	June 8	at Lincoln	W	5-3	7-10	3	-8.0 Rivera	Smith	Peguero	2,148	3:21
18	June 9	at Lincoln	W	8-6	8-10	3	-8.0 Anderson	McGovern	Peguero	2,650	3:20
19	June 10	at Lincoln	L	14-5	8-11	3	-9.0 Martis	Nixon		4,415	3:01
20	June 11	at Sioux City	W	3-2	9-11	3	-8.5 Hernandez	Marquez	Peguero	422	2:38
21	June 12	at Sioux City	L	10-4	9-12	3	-9.0 Johnson	Jackson		1,317	3:13
22	June 13	at Sioux City	L	6-2	9-13	3	-10.0 Straka	Cow gill		1,363	2:45
23	June 15	St. Paul	L	8-1	9-14	3	-11.5 Gay	Nixon		4,011	2:43
24	June 16	St. Paul	W	4-3 (11)	10-14	3	-10.5 Rivera	Rodebaugh		6,711	3:18
25	June 17	St. Paul	L	5-4	10-15	3	-11.5 Sneed	Jackson	Mehlich	7,023	3:26
26	June 19	at Fargo-Moorhead	W	16-4	11-15	3	-11.5 Cow gill	Kirk		3,043	3:02
27	June 20	at Fargo-Moorhead	W	7-3	12-15	3	-10.5 Lafferty	Nesseth		4,060	3:12
28	June 21	at Fargo-Moorhead	L	3-2	12-16	3	-11.5 Mason	Hernandez	Nesseth	4,240	2:45
29	June 22	Gary SouthShore	L	9-7	12-17	3	-12.5 Fontana	Pope	Loomis	4,009	3:19
30	June 23	Gary SouthShore	L	5-2	12-18	3	-13.5 Rosario	Loggins	Loomis	6,231	2:50
31	June 24	Gary SouthShore	W	5-1	13-18	3	-12.5 Cow gill	Roberts		4,378	2:19
32	June 25	at Sioux Falls	W	20-13	14-18	T2	-11.5 Pope	Blackwell		3,019	3:46
33	June 26	at Sioux Falls	W	5-4	15-18	2	-11.5 Hernandez	Bircher	Peguero	4,556	2:53
34	June 27	at Sioux Falls	L	11-3	15-19	T2	-12.5 Pena	Jackson		3,112	2:21
35	June 29	Sioux City	L	11-3	15-20	3	-13.5 Straka	Loggins		4,325	3:03
36	June 30	Sioux City	L	9-6	15-21	3	-13.5 Wordekemper	Pope	Flores	6,422	3:33
37	July 1	Sioux City	L	14-0	15-22	3	-14.5 Zimmerman	Anderson		6,356	3:19
38	July 2	Sioux City	W	13-2	16-22	3	-14.5 Hernandez	Marquez		4,811	2:51
39	July 3	Ottawa	L	2-1	16-23	3	-15.5 Werner	Jackson	DeRatt	4,587	2:37
40	July 4	Ottawa	W	4-3	17-23	3	-14.5 Lafferty	Purdy	Peguero	5,012	3:11
41	July 5	Ottawa	L	9-7	17-24	3	-15.5 Wilson	Lafferty	DeRatt	4,845	3:03
42	July 6	at Fargo-Moorhead	L	3-2	17-25	3	-16.5 Thompson	Anderson	Nesseth	2,899	2:29
43	July 7	at Fargo-Moorhead	W	11-0	18-25	3	-15.5 Hernandez	Harris		3,791	3:06
44	July 8	at Fargo-Moorhead	W	3-2	19-25	3	-15.5 Jackson	Mann	Peguero	3,894	2:54
45	July 9	at Fargo-Moorhead	L	6-0	19-26	3	-16.5 Herron	Smith		4,441	2:21
46	July 10	St. Paul	L	10-2	19-27	3	-17.5 Crenshaw	Cow gill		5,213	2:43
47	July 11	St. Paul	W	4-3	20-27	3	-16.5 Peguero	Rodebaugh		5,145	3:58
48	July 12	St. Paul	W	3-2	21-27	3	-15.5 Hernandez	Coe	Peguero	4,789	2:41
49	July 13	St. Paul	L	2-1	21-28	3	-16.5 Sneed	Jackson	Rodebaugh	4,265	2:39
50	July 15	Gary SouthShore	W	5-2	22-28	2	-16.5 Smith	Roberts	Peguero	5,389	2:10
51	July 16	Gary SouthShore	L	14-7	22-29	2	-17.5 Ludwig	Anderson		4,296	3:33
52	July 17	Gary SouthShore	L	9-8	22-30	2	-18.5 Rosario	Cow gill		5,571	3:14
53	July 18	Gary SouthShore	W	10-0	23-30	2	-18.5 Hernandez	Solis		5,223	2:14
54	July 19	at St. Paul	W	8-4	24-30	2	-17.5 Jackson	Sneed		8,186	2:55
55	July 20	at St. Paul	L	12-6	24-31	2	-18.5 Shields	Smith		7,902	3:10
56	July 21	at St. Paul	L	5-4	24-32	2	-19.5 Crenshaw	Anderson	Rodebaugh	8,960	2:47
57	July 22	at St. Paul	L	6-5	24-33	2	-20.5 Zouzalik	Lafferty	Rodebaugh	8,197	3:13
58	July 23	at Kansas City	L	4-2	24-34	2	-21.5 Regas	Hernandez	Hernandez	5,704	2:56
59	July 24	at Kansas City	W	9-8	25-34	2	-20.5 Jackson	Nannini		5,018	3:11
60	July 25	at Kansas City	W	7-6 (12)	26-34	2	-19.5 Peguero	Hernandez		6,208	4:30
61	July 26	at Kansas City	W	14-2	27-34	2	-19.5 Anderson	Doran		3,959	3:18
62	July 29	AMARILLO	W	7-0	28-34	2	-19.5 Hernandez	Kirk		5,592	2:09
63	July 30	AMARILLO	W	4-1	29-34	2	-18.5 Jackson	Koronis	Peguero	5,435	3:37
64	July 31	AMARILLO	W	4-1	30-34	2	-18.5 Anderson	Larkins		6,011	2:38
65	August 1	Kansas City	W	7-1	31-34	2	-18.5 Cow gill	Nannini		5,522	2:45
66	August 2	Kansas City	L	2-1	31-35	2	-19.5 Baker	Peguero	Hernandez	5,345	2:48
67	August 3	Kansas City	W	7-5	31-36	2	-20.5 VanMeter	Hernandez	Hernandez	4,733	3:17
68	August 5	at Gary SouthShore	W	7-4 (11)	32-36	2	-20.5 Peguero	Solter	Lafferty	2,479	3:51
69	August 6	at Gary SouthShore	L	5-4 (13)	32-37	2	-21.5 Bodishbaugh	Mincey		2,980	4:11
70	August 7	at Gary SouthShore	W	9-5	33-37	2	-21.5 Carl	Fontana		4,318	2:47
71	August 8	at ST. PAUL	L	7-4	33-38	2	-22.5 Shields	Hernandez	Rodebaugh	8,524	2:46
72	August 9	at ST. PAUL	L	8-5	33-39	2	-23.5 Hernandez	Smith	Rodebaugh	7,787	3:19
73	August 10	at ST. PAUL	L	7-1	33-40	2	-24.5 Coe	Jackson		8,419	2:41
74	August 11	Sioux Falls	W	3-2	34-40	2	-23.5 Peguero	Blackwell		5,167	2:27
75	August 12	Sioux Falls	W	3-0	35-40	2	-23.5 Carl	Pena		6,056	1:57
76	August 13	Sioux Falls	L	6-4	35-41	2	-23.5 Bougher	Hernandez	Johnson	4,811	3:31
77	August 14	Fargo-Moorhead	L	12-9 (10)	35-42	2	-23.5 Nesseth	Peguero		5,347	4:08
78	August 15	Fargo-Moorhead	L	5-3	35-43	2	-24.5 Alexander	Jackson		4,822	2:40
79	August 16	Fargo-Moorhead	W	8-1	36-43	2	-24.5 Anderson	Stanton		6,878	3:35
80	August 17	at Trois-Rivieres	W	14-8	37-43	2	-24.0 Carl	Jessup		1,258	2:30
81	August 18	at Trois-Rivieres	L	3-2	37-44	2	-25.0 Downing	Mincey		1,639	3:05
82	August 19	at Trois-Rivieres	L	3-2	37-45	2	-26.0 Alvarez	Low e	Dow ning	1,315	2:47
83	August 20	at Trois-Rivieres	W	4-2	38-45	2	-25.0 Jackson	Bollinger	Peguero	1,534	2:54
84	August 21	at Ottawa	W	6-5	39-45	2	-25.0 Varner	Wilson	Peguero	3,111	3:10
85	August 22	at Ottawa	W	5-0	40-45	2	-24.0 Carl	Werner		3,347	2:33
86	August 23	at Ottawa	L	7-6	40-46	2	-24.0 Galbraith	Mincey	DeRatt	4,081	2:54
87	August 24	at Quebec	W	7-5	41-46	2	-23.0 Jackson	Schmetzer	Peguero	2,781	3:20
88	August 25	at Quebec	W	4-1	42-46	2	-22.5 Carl	Acker	Peguroe		2:24
89	August 26	at Quebec	L	4-3 (8)	42-47	2	-22.5 Hooker	Peguero		3,618	3:08
90	August 28	Fargo-Moorhead	L	3-1	42-48	2	-23.5 Mann	Hernandez	Nesseth	5,515	2:40
91	August 29	Fargo-Moorhead	L	11-4	42-49	2	-24.5 Kelley	Anderson		5,387	2:58
92	August 30	Fargo-Moorhead	W	3-2	43-49	2	-24.5 Lafferty	Cooney		5,014	2:22
93	August 31	Fargo-Moorhead	L	9-2	43-50	2	-25.0 Stanton	Carl	Cooney	5,810	2:58
94	September 1	Sioux Falls	L	1-0	43-51	2	-26.0 Bircher	Smith	Johnson	4,521	2:28
95	September 2	Sioux Falls	L	7-2	43-52	2	-27.0 Blackwell	Hernandez		4,228	2:06
96	September 3	Sioux Falls	W	6-2	44-52	2	-27.0 Anderson	Hanson	Peguero	5,593	2:42
97	September 4	Sioux Falls					RAINED OUT - GAME WAS NEVER MADE UP				
97	September 5	LINCOLN	W	6-5 (11)	45-52	2	-27.0 Peguero	King		5,180	3:46
98	September 6	LINCOLN	W	8-1	46-52	2	-26.5 Carl	Collins		4,211	2:17
99	September 7	LINCOLN	W	13-7	47-52	2	-26.5 Smith	Smith		6,653	3:19

2015 WINNIPEG GOLDEYES STATISTICS

* indicates left-handed batter or left-handed pitcher

indicates switch-hitter

BATTER	Age	G	PA	AB	R	H	2B	3B	HR	RBI	SB	CS	BB	SO	BA	OBP	SLG	OPS	TB	GDP	HBP	SH	SF	IBB
Reggie Abercrombie	34	47	211	192	28	61	8	1	6	37	11	4	12	53	0.318	0.368	0.464	0.832	89		4	2	1	2
Luis Alen	30	94	361	302	39	83	4	0	5	36	4	2	50	9	0.275	0.384	0.338	0.722	102		5	2	2	3
Omar Artsen	25	2	7	7	0	1	0	0	0	2	0	0	0	1	0.143	0.143	0.143	0.286	1		0	0	0	0
Ryan Babineau	28	57	206	179	16	39	7	0	1	16	2	1	23	43	0.218	0.314	0.274	0.587	49		2	2	0	0
Aaron Baker*	27	13	48	41	4	7	2	0	0	5	1	1	5	14	0.171	0.277	0.220	0.496	9		1	1	0	1
James Boddicker	23	21	83	70	11	20	2	0	0	9	1	2	11	10	0.286	0.398	0.314	0.712	22		2	0	0	0
Brad Boyer*	31	94	385	350	41	92	12	1	2	41	3	3	23	46	0.263	0.311	0.320	0.631	112		3	5	4	2
Kyle Brandenburg#	24	13	38	33	8	9	4	0	0	5	0	1	3	8	0.273	0.351	0.394	0.745	13		1	1	0	0
Casio Grider	27	70	315	290	46	88	13	1	7	38	23	7	12	71	0.303	0.336	0.428	0.763	124		2	11	0	0
Casey Haerther	27	99	447	407	49	127	17	0	11	79	0	2	34	45	0.312	0.365	0.435	0.800	177		2	0	4	3
Adam Heisler*	27	92	423	375	64	123	18	4	4	44	44	8	34	59	0.328	0.380	0.429	0.810	161		2	5	7	0
Nic Jackson*	35	35	146	136	22	36	8	0	4	16	1	1	10	26	0.265	0.315	0.412	0.727	56		0	0	0	0
Brett Krill	26	12	48	46	2	12	4	0	0	4	0	1	1	13	0.261	0.277	0.348	0.624	16		0	1	0	0
Josh Mazzola	29	99	425	373	71	104	24	3	20	63	9	4	39	76	0.279	0.361	0.520	0.881	194		10	1	2	1
Ramon Ortega#	25	22	67	59	7	12	1	0	0	5	1	1	5	15	0.203	0.266	0.220	0.486	13		0	3	0	0
Jailen Peguero	34	49	2	1	0	0	0	0	0	0	0	0	0	0	0.000	0.000	0.000	0.000	0		0	1	0	0
Tillman Pugh	26	36	150	131	22	40	11	0	1	19	6	3	12	25	0.305	0.370	0.412	0.782	54		2	4	1	2
Chris Robinson	22	34	136	124	16	31	6	1	1	6	2	1	8	23	0.250	0.293	0.339	0.632	42		0	3	1	0
Robby Spencer	22	9	17	15	2	3	2	0	0	1	0	0	0	5	0.200	0.200	0.333	0.533	5		0	2	0	0
Jon Weber*	37	38	154	140	16	46	8	0	0	19	1	3	10	18	0.329	0.373	0.386	0.758	54		1	1	2	0
Brady Wilson	24	41	160	138	25	33	4	1	0	12	12	2	18	30	0.239	0.321	0.283	0.603	39		0	1	3	0
Mike Wilson	32	5	17	15	0	3	1	0	0	0	0	1	2	6	0.200	0.294	0.267	0.561	4		0	0	0	0
22 Players	28.6	99	3846	3424	489	970	156	12	62	457	121	48	312	596	0.283	0.347	0.390	0.737	1336		37	46	27	14

PITCHER	Age	W	L	W-L%	ERA	G	GS	GF	CG	SHO	SV	IP	H	R	ER	HR	BB	IBB	SO	HBP	BK	WP	BF	WHIP	H9	HR9	BB9	SO9	SO/W
Gabe Aguilar*	25	0	0		20.25	3	0	0	0	0	0	1.1	4	3	3	0	1	0	1	0	0	1	9	3.75	27.0	0.0	6.8	6.8	1.0
Kyle Anderson*	25	5	6	0.455	4.77	18	18	0	0	0	0	94.1	117	54	50	10	19	1	60	1	1	6	407	1.44	11.2	1.0	1.8	5.7	3.2
Edwin Carl	26	6	1	0.857	2.10	8	7	0	2	1	0	55.2	39	14	13	3	14	0	62	0	0	0	220	0.95	6.3	0.5	2.3	10.0	4.4
Jonathan Cornelius*	27	0	3	0.000	12.38	3	2	0	0	0	0	8.0	17	14	11	0	8	0	7	0	1	0	49	3.13	19.1	0.0	9.0	7.9	0.9
Coby Cowgill	24	3	3	0.500	4.64	10	10	0	0	0	0	54.1	60	31	28	3	27	0	30	3	0	2	247	1.60	9.9	0.5	4.5	5.0	1.1
Casey Haerther	27	0	0		0.00	2	0	0	0	0	0	2.0	4	0	0	0	0	0	3	0	0	0	10	2.00	18.0	0.0	0.0	13.5	
Nick Hernandez*	26	8	8	0.500	3.25	20	20	0	2	2	0	130.0	123	49	47	11	29	1	91	7	0	3	534	1.17	8.5	0.8	2.0	6.3	3.1
Matt Jackson	27	8	8	0.500	4.49	21	21	0	0	0	0	124.1	155	72	62	6	31	0	80	5	0	4	545	1.50	11.2	0.4	2.2	5.8	2.6
Jon Jones*	25	0	0		4.72	17	0	3	0	0	0	13.1	13	8	7	1	7	0	10	1	0	1	59	1.50	8.8	0.7	4.7	6.8	1.4
Brendan Lafferty*	29	3	3	0.500	3.42	58	0	12	0	0	2	52.2	62	23	20	0	18	1	43	3	0	7	234	1.52	10.6	0.0	3.1	7.3	2.4
Bo Logan*	23	0	0		7.27	7	0	3	0	0	0	8.2	9	7	7	3	3	0	7	0	0	0	37	1.39	9.3	3.1	3.1	7.3	2.3
Dustin Loggins	24	0	2	0.000	9.00	4	2	1	0	0	0	10.0	18	10	10	2	4	1	4	1	0	0	53	2.20	16.2	1.8	3.6	3.6	1.0
Johnnie Lowe	30	0	1	0.000	3.38	3	0	0	0	0	0	2.2	2	1	1	0	1	0	1	0	0	0	11	1.13	6.8	0.0	3.4	3.4	1.0
Brad Mincey	26	0	3	0.000	4.44	23	1	3	0	0	0	24.1	27	15	12	1	5	1	19	0	0	3	106	1.32	10.0	0.4	1.8	7.0	3.8
Rob Nixon	26	1	3	0.250	8.23	7	7	0	0	0	0	35.0	50	32	32	5	12	1	21	1	0	1	164	1.77	12.9	1.3	3.1	5.4	1.8
Mike Noteware	24	0	0		2.86	21	0	6	0	0	0	22.0	25	8	7	1	7	0	22	0	0	1	100	1.46	10.2	0.4	2.9	9.0	3.1
Ramon Ortega	25	0	0		18.00	1	0	1	0	0	0	1.0	2	2	2	0	1	0	0	1	0	0	7	3.00	18.0	0.0	9.0	0.0	0.0
Jailen Peguero	34	5	4	0.556	3.76	49	0	44	0	0	16	55.0	50	27	23	2	20	3	67	5	0	3	238	1.27	8.2	0.3	3.3	11.0	3.4
Mark Pope	25	1	2	0.333	5.31	32	0	6	0	0	0	40.2	57	29	24	3	4	0	22	2	0	1	182	1.50	12.6	0.7	0.9	4.9	5.5
Raul Rivera	24	2	1	0.667	5.89	16	0	1	0	0	0	18.1	22	13	12	0	7	1	13	0	0	0	82	1.58	10.8	0.0	3.4	6.4	1.9
Anthony Smith	25	4	4	0.500	4.96	27	11	4	0	0	0	85.1	97	53	47	7	24	0	55	3	0	3	376	1.42	10.2	0.7	2.5	5.8	2.3
Rett Varner	27	1	0	1.000	3.00	35	0	5	0	0	0	30.0	32	12	10	3	10	0	33	2	0	2	131	1.40	9.6	0.9	3.0	9.9	3.3
Benji Waite	28	0	0		2.89	10	0	4	0	0	0	9.1	11	5	3	0	7	1	4	0	0	0	47	1.93	10.6	0.0	6.8	3.9	0.6
James Woods*	24	0	0		0.00	3	0	0	0	0	0	0.1	0	3	0	0	2	0	0	2	0	0	5	6.00	0.0	0.0	54.0	0.0	0.0
24 Players	27	47	52	0.475	4.41	99	99	95	4	5	18	878.2	996	485	431	61	261	11	655	37	2	38	3853	1.43	10.2	0.6	2.7	6.7	2.5



Luis Alen set the Goldeyes' career record for base hits on Opening Night in 2015.

2016 WINNIPEG GOLDEYES STATISTICS

* indicates left-handed batter or left-handed pitcher

indicates switch-hitter

BATTER	Age	G	PA	AB	R	H	2B	3B	HR	RBI	SB	CS	BB	SO	BA	OBP	SLG	OPS	TB	GDP	HBP	SH	SF	IBB
Reggie Abercrombie	35	95	413	374	71	111	19	2	20	68	21	4	31	95	0.297	0.359	0.519	0.878	194		6	1	1	3
Willie Cabrera	29	45	204	179	39	58	8	0	9	34	2	0	23	31	0.324	0.399	0.520	0.919	93		0	1	1	1
Wes Darvill*	24	96	394	340	51	89	16	6	2	41	18	0	41	47	0.262	0.345	0.362	0.706	123		3	8	2	0
Maikol Gonzalez	30	100	478	394	72	101	13	3	3	43	31	4	75	52	0.256	0.376	0.327	0.703	129		2	4	3	0
Casio Grider	28	99	404	348	61	97	18	1	11	68	22	5	43	97	0.279	0.361	0.431	0.792	150		3	8	2	4
Adam Heisler*	28	84	390	330	60	99	24	2	8	49	27	7	48	63	0.300	0.391	0.458	0.849	151		4	4	4	1
Ridge Hoopii-Haslam	22	61	184	155	23	37	7	1	4	30	4	4	23	58	0.239	0.343	0.374	0.717	58		2	3	1	0
Carter McEachern*	21	2	6	6	1	1	1	0	0	1	0	0	0	1	0.167	0.167	0.333	0.500	2		0	0	0	0
Tanner Murphy*	23	59	164	144	10	30	8	0	1	18	0	0	13	37	0.208	0.277	0.285	0.561	41		1	5	1	0
Jacob Rogers*	26	82	317	258	51	71	17	1	8	44	1	1	56	76	0.275	0.407	0.442	0.849	114		2	0	1	1
David Rohm	26	98	416	366	58	124	19	3	7	71	3	4	39	49	0.339	0.398	0.464	0.862	170		2	1	8	2
Josh Romanski*	29	91	398	328	67	100	22	3	9	64	7	5	60	48	0.305	0.409	0.473	0.881	155		1	4	5	1
Carlton Tanabe	24	84	244	228	30	57	6	1	3	38	0	2	10	45	0.250	0.285	0.325	0.610	74		2	2	2	0
13 Players	27.5	100	4012	3450	594	975	178	23	85	569	136	36	462	699	0.283	0.369	0.421	0.790	1454		28	41	31	13

PITCHER	Age	W	L	W-L%	ERA	G	GS	GF	CG	SHO	SV	IP	H	R	ER	HR	BB	IBB	SO	HBP	BK	WP	BF	WHIP	H9	HR9	BB9	SO9	SOW
Winston Abreu	39	0	1	0.000	12.15	6	0	4	0	0	1	6.2	9	9	9	4	4	1	5	0	0	0	35	1.95	12.2	5.4	5.4	6.8	1.3
Kyle Anderson*	26	3	1	0.750	3.44	29	6	6	1	0	1	73.1	81	30	28	12	7	2	37	0	0	0	302	1.20	9.9	1.5	0.9	4.5	5.3
Victor Capellan	26	1	1	0.500	3.95	13	0	3	0	0	2	13.2	14	6	6	1	6	1	12	0	0	1	58	1.46	9.2	0.7	4.0	7.9	2.0
Edwin Carl	27	10	6	0.625	4.70	20	20	0	0	0	0	113.0	104	65	59	13	53	0	115	5	0	11	502	1.39	8.3	1.0	4.2	9.2	2.2
Ethan Carnes*	24	6	3	0.667	5.79	15	13	0	0	0	0	73.0	86	53	47	4	30	1	42	7	0	5	333	1.59	10.6	0.5	3.7	5.2	1.4
Zachary Dando	25	0	2	0.000	5.40	11	0	2	0	0	0	21.2	28	16	13	1	8	1	9	1	0	3	100	1.66	11.6	0.4	3.3	3.7	1.1
Eric Eadington*	28	4	4	0.500	3.00	42	0	16	0	0	9	45.0	23	20	15	2	24	3	63	2	0	7	176	1.04	4.6	0.4	4.8	12.6	2.6
Ridge Hoopii-Haslam	22	0	0		10.12	3	0	2	0	0	0	2.2	2	3	3	1	3	0	1	1	0	1	14	1.88	6.8	3.4	10.1	3.4	0.3
Jimmer Kennedy	29	0	0		18.00	2	0	1	0	0	0	1.0	4	3	2	0	2	0	0	2	0	0	11	6.00	36.0	0.0	18.0	0.0	0.0
Kyle Lotzkar	26	1	0	1.000	4.50	18	0	0	0	0	0	20.0	17	14	10	0	16	1	21	4	1	6	96	1.65	7.6	0.0	7.2	9.4	1.3
Kevin McGovern*	27	8	3	0.727	3.56	21	21	0	3	1	0	129.0	117	65	51	12	41	2	125	7	0	5	542	1.23	8.2	0.8	2.9	8.7	3.1
Cameron McVey	27	2	2	0.500	3.41	39	0	9	0	0	2	37.0	30	17	14	1	16	0	41	1	0	0	156	1.24	7.3	0.2	3.9	10.0	2.6
Mikey O'Brien	26	10	4	0.714	4.34	21	20	0	2	0	0	122.1	124	66	59	11	49	2	78	15	0	8	536	1.41	9.1	0.8	3.6	5.7	1.6
Jailen Peguero	35	2	4	0.333	5.89	18	0	16	0	0	7	18.1	22	13	12	1	12	3	23	0	0	3	91	1.86	10.8	0.5	5.9	11.3	1.9
Dylan Rheault	24	0	0		0.00	1	0	0	0	0	0	0.1	0	0	0	0	0	0	0	0	0	1	0	0.00	0.0	0.0	0.0	0.0	
Jacob Rogers	26	0	0		27.00	1	0	0	0	0	0	0.2	1	2	2	1	1	0	0	0	0	0	4	3.00	13.5	13.5	13.5	0.0	0.0
Brandon Shimo	25	2	2	0.500	4.44	43	0	14	0	0	2	50.2	55	27	25	5	15	2	38	3	0	2	217	1.38	9.8	0.9	2.7	6.8	2.5
Eric Sim	27	0	0		4.50	7	0	5	0	0	1	6.0	4	3	3	0	9	0	4	2	1	0	30	2.17	6.0	0.0	13.5	6.0	0.4
Conor Spink*	28	1	1	0.500	7.50	17	0	3	0	0	0	18.0	24	16	15	4	8	0	16	2	0	0	87	1.78	12.0	2.0	4.0	8.0	2.0
Robert Tasin	24	0	1	0.000	4.50	19	0	11	0	0	3	22.0	23	13	11	4	10	0	17	1	0	3	99	1.50	9.4	1.6	4.1	7.0	1.7
Duke von Schamann	25	8	7	0.533	4.87	22	20	1	0	0	0	116.1	135	70	63	8	23	0	66	8	1	6	509	1.36	10.4	0.6	1.8	5.1	2.9
21 Players	26.8	58	42	0.580	4.52	100	100	94	6	1	28	890.2	903	511	447	85	337	19	713	61	3	62	3898	1.39	9.1	0.9	3.4	7.2	2.1



Outfielder Willie Cabrera was acquired from the Joplin Blasters on July 7th, 2016. The Goldeyes were 32-13 when Cabrera was in the lineup, and went on to win the American Association championship.

2017 WINNIPEG GOLDEYES GAME-BY-GAME

- CAPS indicate series sweeps

GM	DATE	OPPONENT	RES	SCORE	REC	POS	GB WINNER	LOSER	SAVE	ATT	TIME
1	May 18	at Oeburne	W	5-3	1-0	T1	-- O'Brien (1-0)	Farfan (0-1)	Chaffee (1)	3,246	2:51
2	May 19	at Oeburne	W	6-4	2-0	T1	-- Mathews (1-0)	Thurber (0-1)	Chaffee (2)	3,159	3:59
3	May 20	at Oeburne	L	4-3	2-1	3rd	-1.0 Abreu (1-0)	Mathews (1-1)		2,117	3:06
4	May 21	at Oeburne	L	4-3 (10)	2-2	4th	-1.0 Farfan (1-1)	Capellan (0-1)		1,821	3:41
5	May 22	at SALINA	W	12-10	3-2	3rd	-1.0 Rivera (1-0)	Bach (0-1)	Chaffee (3)	--	3:30
6	May 23	at SALINA	W	7-3	4-2	3rd	-1.0 O'Brien (2-0)	Looney (0-1)		--	2:44
7	May 24	at SALINA	W	16-0	5-2	T2	-1.0 McGovern (1-0)	Agnew-Weiland (0-2)		--	2:31
8	May 25	at Wichita	L	19-4	5-3	3rd	-2.5 Medina (1-0)	Nuding (0-1)		2,855	3:22
9	May 26	at Wichita	W	3-2 (10)	6-3	2nd	-2.5 Lambson (1-0)	Goossen-Brown (0-1)	Chaffee (4)	3,432	3:11
10	May 27	at Wichita	W	8-2	7-3	2nd	-2.0 Dodson (1-0)	Kane (1-1)		3,408	3:03
11	May 29	vs. Sioux Falls	L	10-5	7-4	T2	-2.0 Woeck (1-0)	O'Brien (2-1)		6,357	3:46
12	May 30	vs. Sioux Falls	W	8-4	8-4	2nd	-1.0 McGovern (2-0)	Bircher (1-2)		3,531	2:38
13	May 31	vs. Sioux Falls	W	5-4	9-4	2nd	-1.0 Nuding (1-1)	Morrow (0-1)	Chaffee (5)	4,231	2:46
14	June 1	vs. Sioux Falls	W	8-6	10-4	2nd	-1.0 Carl (1-0)	Wood (0-1)	Capellan (1)	3,309	2:38
15	June 2	vs. Lincoln	L	11-1	10-5	2nd	-1.0 Portland (1-0)	Dodson (1-1)		4,139	2:51
16	June 3	vs. Lincoln	W	5-3	11-5	T1	-- Lambson (2-0)	Gomez (1-2)	Chaffee (6)	4,282	3:07
17	June 4	vs. Lincoln	W	5-2	12-5	T1	-- McGovern (3-0)	Person (0-2)	Chaffee (7)	3,612	2:55
18	June 6	at Sioux City	L	6-3	12-6	3rd	-0.5 Forsythe (1-1)	Nuding (1-2)	Francescon (5)	860	2:56
19	June 7	at Sioux City	L	12-6	12-7	3rd	-1.5 Heyer (1-1)	Lambson (2-1)		930	3:01
20	June 9	at Fargo-Moorhead	W	4-3	13-7	T1	-- Dodson (2-1)	Almarante (2-2)	Capellan (2)	3,707	2:43
21	June 10	at Fargo-Moorhead	L	7-5	13-8	T2	-1.0 Pimentel (5-0)	O'Brien (2-2)	Weathers (4)	3,016	2:51
22	June 11	at Fargo-Moorhead	W	9-3	14-8	2nd	-0.5 McGovern (4-0)	O'Neal (2-2)		3,592	3:02
23	June 12	vs. Texas	L	4-1	14-9	T2	-0.5 Gomez (1-1)	Nuding (1-3)	Blanco (1)	5,026	2:53
24	June 13	vs. Texas	W	11-2	15-9	2nd	-0.5 Carl (2-0)	Firth (1-4)		7,182	3:06
25	June 14	vs. Texas	L	4-2	15-10	2nd	-1.5 Bozeman (2-1)	Capellan (0-2)	Blanco (2)	4,143	2:48
26	June 15	vs. Texas	W	3-0	16-10	2nd	-1.0 O'Brien (3-2)	Bremer (1-3)	Chaffee (8)	3,553	2:19
27	June 16	vs. St. Paul	L	8-5	16-11	2nd	-2.0 Crenshaw (1-1)	McGovern (4-1)	Rosin (5)	3,509	3:05
28	June 17	vs. St. Paul	W	3-2	17-11	2nd	-1.0 Nuding (2-3)	Straka (3-3)	Chaffee (9)	6,415	2:38
29	June 18	vs. St. Paul	L	7-6	17-12	2nd	-2.0 Creasy (3-2)	Lambson (2-2)	Rosin (6)	4,617	2:59
30	June 19	at Lincoln	L	7-4	17-13	2nd	-3.0 Bunda (5-0)	Capellan (0-3)	Wagner (6)	2,449	3:14
31	June 20	at Lincoln	L	4-3 (12)	17-14	2nd	-3.0 Gomez (3-2)	Chaffee (0-1)		2,395	4:02
32	June 21	at Lincoln	W	5-2	18-14	2nd	-3.0 McGovern (5-1)	Gordon (1-2)	Chaffee (10)	2,366	3:09
33	June 22	at ST. PAUL	L	10-4	18-15	2nd	-4.0 Peterson (1-0)	Nuding (2-4)		8,208	3:10
34	June 23	at ST. PAUL	L	13-7	18-16	2nd	-5.0 Creasy (4-2)	Carl (2-1)		9,042	2:38
35	June 24	at ST. PAUL	L	8-6	18-17	2nd	-6.0 Hamburger (6-1)	Dodson (2-2)	Rosin (8)	9,110	2:58
36	June 25	at ST. PAUL	L	5-4 (11)	18-18	T2	-7.0 Frosch (3-0)	Chaffee (0-2)		8,228	3:29
37	June 27	vs. Gary SouthShore	L	5-4	18-19	3rd	-7.0 Rosario (4-3)	McGovern (5-2)	Diaz (2)	4,489	3:08
38	June 28	vs. Gary SouthShore	W	6-4	19-19	T2	-6.0 Lambson (3-2)	Weingarten (1-2)	Chaffee (11)	4,323	2:39
39	June 29	vs. Gary SouthShore	L	8-7 (11)	19-20	T2	-7.0 Diaz (1-1)	Quintero (0-2)		4,132	3:18
40	June 30	vs. SIOUX FALLS	W	14-8	20-20	T2	-7.0 O'Brien (4-2)	Nordgren (2-3)		3,345	3:13
41	July 1	vs. SIOUX FALLS	W	5-4	21-20	T2	-6.0 Carl (3-1)	Thompson (1-1)	Chaffee (12)	4,610	2:25
42	July 2	vs. SIOUX FALLS	W	6-0	22-20	2nd	-5.0 McGovern (6-2)	Morrow (1-3)		3,969	2:30
43	July 3	at Wichita	L	7-4	22-21	2nd	-5.0 Medina (6-1)	Nuding (2-5)		5,444	2:33
44	July 4	at Wichita	L	6-5	22-22	3rd	-6.0 Cooper (4-0)	Dodson (2-3)	Harvey (9)	6,161	3:05
45	July 5	at Wichita	W	9-5	23-22	2nd	-5.0 O'Brien (5-2)	Pratt (1-1)		4,343	3:42
46	July 6	at Gary SouthShore	W	5-0	24-22	2nd	-4.0 Carl (4-1)	Gunn (3-4)		2,989	2:50
47	July 7	at Gary SouthShore	W	4-3 (10)	25-22	2nd	-4.0 Rutckyj (1-0)	Johnson (2-3)	Chaffee (13)	5,075	3:24
48	July 8	at Gary SouthShore	L	4-2	25-23	2nd	-5.0 Torres-Perez (5-2)	Nuding (2-6)	de Leon (5)	3,792	2:59
49	July 9	at Gary SouthShore	W	6-0	26-23	2nd	-4.5 Dodson (3-3)	Rosario (6-4)		3,853	2:30
50	July 11	vs. SIOUX CITY	W	16-2	27-23	2nd	-3.0 O'Brien (6-2)	Heyer (3-5)		3,497	3:03
51	July 12	vs. SIOUX CITY	W	9-2	28-23	2nd	-2.0 Carl (5-1)	Flores (1-2)		3,126	2:59
52	July 13	vs. SIOUX CITY	W	12-0	29-23	2nd	-1.0 McGovern (7-2)	Sneed (2-2)		3,492	2:27
53	July 14	vs. Kansas City	W	16-1	30-23	2nd	-1.0 Dodson (4-3)	Drummond (3-2)		4,424	2:52
54	July 15	vs. Kansas City	W	12-11 (14)	31-23	T1	-- Lambson (4-2)	Sergey (2-2)		4,413	5:25
55	July 16	vs. Kansas City	L	13-2	31-24	T1	-- Perry (2-2)	O'Brien (6-3)		5,129	2:56
56	July 17	vs. ST. PAUL	W	10-1	32-24	1st	-- Carl (6-1)	Zimmerman (3-4)		3,104	2:34
57	July 18	vs. ST. PAUL	W	5-3	33-24	1st	-- Mathews (2-1)	Hamburger (9-2)		4,179	2:18
58	July 19	vs. ST. PAUL	W	11-5	34-24	1st	-- Dodson (5-3)	Coe (0-1)		5,576	2:35
59	July 21	at Kansas City	L	12-3	34-25	1st	-- Perez (6-3)	O'Brien (6-4)	Morgenstern (1)	4,391	3:09
60	July 22	at Kansas City	L	4-1	34-26	1st	-- Perry (3-2)	Carl (6-2)	Winiarski (12)	4,264	2:31
61	July 23	at Kansas City	W	4-3 (11)	35-26	1st	-- Chaffee (1-2)	Sides (1-2)	Rutckyj (1)	4,208	3:34
62	July 27	vs. Fargo-Moorhead	L	7-5 (10)	35-27	1st	-- Weathers (3-2)	Chaffee (1-3)	Solomon (2)	4,374	3:36
63	July 28	vs. Fargo-Moorhead	L	2-1	35-28	T1	-- Alexander (3-5)	Capellan (0-4)	Tate (3)	4,690	3:12
64	July 29	vs. Fargo-Moorhead	L	7-2	35-29	3rd	-1.0 Herron (6-2)	Carl (6-3)		4,206	2:40
65	July 30	vs. Fargo-Moorhead	W	15-6	36-29	T1	-- McGovern (8-2)	Solomon (4-2)		4,112	3:05
66	July 31	at SIOUX CITY	W	7-5 (10)	37-29	T1	-- Chaffee (2-3)	Rossmann (0-2)	Capellan (3)	954	3:34
67	August 1	at SIOUX CITY-1	W	9-5 (7)	38-29	--	-- Rutckyj (2-0)	Orosey (3-4)		--	2:22
68	August 1	at SIOUX CITY-2	W	5-4 (7)	39-29	1st	-- Lambson (5-2)	Powell (1-1)	Capellan (4)	1,109	2:11
69	August 2	at SIOUX CITY	W	4-0 (7)	40-29	1st	-- Carl (7-3)	Johnson (3-5)		1,004	2:47
70	August 3	at Gary SouthShore	W	9-4	41-29	1st	-- Mathews (3-1)	Roberts (0-1)		--	2:54
71	August 4	at Gary SouthShore	L	6-2 (7)	41-30	T1	-- McKenzie (1-2)	Dodson (5-4)		4,493	2:00
72	August 5	at Gary SouthShore	W	6-5 (10)	42-30	1st	-- Chaffee (3-3)	Johnson (3-4)		4,019	3:18
73	August 6	at Gary SouthShore	W	9-7	43-30	1st	-- Capellan (1-4)	Pratt (2-3)	Chaffee (14)	3,035	3:04
74	August 7	at Sioux Falls	W	9-7	44-30	1st	-- McGovern (9-2)	Morrow (1-6)	Lambson (1)	1,832	3:13
75	August 8	at Sioux Falls	L	3-2	44-31	1st	-- Wood (6-2)	Dodson (5-5)	Ortega (15)	2,012	2:35
76	August 9	at Sioux Falls	W	4-3	45-31	1st	-- O'Brien (7-4)	Marks (3-7)	Chaffee (15)	2,973	3:04
77	August 11	vs. Wichita	L	3-1	45-32	1st	-- Cooper (6-1)	Lambson (5-3)	Kussmaul (1)	4,268	2:39
78	August 12	vs. Wichita	W	11-9	46-32	1st	-- Capellan (2-4)	Brown (2-3)	Chaffee (16)	4,134	3:00
79	August 13	vs. Wichita	W	14-5	47-32	1st	-- Carl (8-3)	Boshers (10-3)		5,372	2:59
80	August 14	vs. St. Paul	W	6-3	48-32	1st	-- McGovern (10-2)	Hamburger (12-5)	Capellan (5)	4,185	2:16
81	August 15	vs. St. Paul	W	8-2	49-32	1st	-- O'Brien (8-4)	Waite (4-4)		3,922	2:42
82	August 16	vs. St. Paul	W	5-3	50-32	1st	-- Rosario (9-5)	Hoppe (0-2)	Chaffee (17)	3,663	2:36
83	August 17	vs. St. Paul	L	10-7	50-33	1st	-- Zimmerman (6-6)	Dodson (5-6)		3,449	2:55
84	August 18	at Fargo-Moorhead	L	1-0	50-34	1st	-- Alexander (6-6)	McGovern (10-3)	McNitt (3)	4,055	2:40
85	August 19	at Fargo-Moorhead	W	8-2	51-34	1st	-- O'Brien (9-4)	Stewart (0-1)		4,447	3:17
86	August 20	at Fargo-Moorhead	W	4-3	52-34	1st	-- Lambson (6-3)	Pacillo (0-1)	Chaffee (18)	3,226	2:49
87	August 21	at Fargo-Moorhead	L	9-3	52-35	1st	-- Solomon (5-4)	Carl (8-4)		3,335	2:45
88	August 22	vs. Sioux City	W	4-3	53-35	1st	-- Capellan (3-4)	Flores (4-4)	Chaffee (19)	5,266	2:32
89	August 23	vs. Sioux City	W	5-3	54-35	1st	-- McGovern (11-3)	Sneed (5-4)	Chaffee (20)	4,550	2:56
90	August 24	vs. Sioux City	L	8-7 (11)	54-36	1st	-- Francescon (4-3)	Mathews (3-2)	Rossmann (1)	4,493	3:59
91	August 25	vs. SIOUX FALLS	W	5-2	55-36	1st	-- Capellan (4-4)	Wood (8-3)		4,600	2:32
92	August 26	vs. SIOUX FALLS	W	14-8	56-36	1st	-- Lambson (7-3)	Marks (3-8)		4,187	3:15
93	August 27	vs. SIOUX FALLS	W	8-3	57-36	1st	-- McGovern (12-3)	Nordgren (5-7)		4,907	2:39
94	August 29	at ST. PAUL	W	13-5	58-36	1st	-- O'Brien (10-4)	Zimmerman (7-7)		7,504	3:18
95	August 30	at ST. PAUL	W	2-0	59-36	1st	-- Rosario (10-5)	Gutierrez (0-1)	Chaffee (21)	7,656	3:04
96	August 31	at ST. PAUL	W	5-0	60-36	1st	-- Carl (9-4)	Crenshaw (2-2)		8,722	2:37
97	September 1	vs. Fargo-Moorhead	W	5-0	61-36	1st	-- McGovern (13-3)	Almarante (6-7)		4,425	3:03
98	September 2	vs. Fargo-Moorhead	L	8-1	61-37	1st	-- Alexander (8-6)	O'Brien (10-5)		5,373	2:23
99	September 3	vs. Fargo-Moorhead	L	10-1	61-38	1st	-- Herron (9-3)	Dodson (5-7)		3,950	2:34
100	September 4	vs. Fargo-Moorhead	W	8-3	62-38	1st	-- Rosario (11-5)	Solomon (5-5)		5,716	3:01

2017 WINNIPEG GOLDEYES STATISTICS

* indicates left-handed batter or left-handed pitcher

indicates switch-hitter

BATTER	Age	G	PA	AB	R	H	2B	3B	HR	RBI	SB	CS	BB	SO	BA	OBP	SLG	OPS	TB	GDP	HBP	SH	SF	IBB
Reggie Abercrombie	36	100	449	404	72	110	11	1	16	82	20	5	30	110	0.272	0.325	0.423	0.748	171		6	0	9	0
David Bergin	27	100	440	365	74	118	33	2	20	77	0	0	55	90	0.323	0.430	0.589	1.019	215		16	0	4	1
Thomas Bess	24	2	2	2	0	1	0	0	0	0	0	0	0	0	0.500	0.500	0.500	1.000	1		0	0	0	0
Dominic Blanco*	21	1	3	3	0	0	0	0	0	0	0	0	0	3	0.000	0.000	0.000	0.000	0		0	0	0	0
Patrick Brady	29	7	23	20	0	0	0	0	0	0	0	0	1	6	0.000	0.048	0.000	0.048	0		0	2	0	0
Wes Darvill*	25	100	415	376	53	116	19	2	4	49	30	3	28	43	0.309	0.354	0.402	0.755	151		1	5	5	1
Tanner DeVinny#	22	13	27	20	3	2	0	0	1	2	0	0	5	11	0.100	0.308	0.250	0.558	5		1	1	0	0
Hunter Dolshun	21	10	27	24	5	7	0	0	0	4	0	0	3	3	0.292	0.370	0.292	0.662	7		0	0	0	0
Jordan Ebert	23	48	173	158	24	50	8	0	2	13	4	1	12	23	0.316	0.372	0.405	0.777	64		2	1	0	0
Andrew Frazier#	22	3	12	11	2	1	1	0	0	0	0	0	1	1	0.091	0.167	0.182	0.348	2		0	0	0	0
Casio Grider	29	24	90	85	8	12	2	1	0	1	3	2	4	26	0.141	0.180	0.188	0.368	16		0	1	0	0
Mason Katz	26	94	366	314	55	84	18	2	19	66	2	2	43	73	0.268	0.351	0.519	0.870	163		1	1	7	4
Shaw n Pleffner*	27	100	439	391	61	133	30	1	10	76	0	0	39	62	0.340	0.399	0.499	0.897	195		3	0	6	4
David Romh	27	96	455	394	64	110	22	3	6	47	3	4	47	63	0.279	0.352	0.396	0.748	156		1	6	7	2
Josh Romanski*	30	98	458	404	74	131	27	0	11	81	10	3	46	51	0.324	0.393	0.473	0.865	191		2	2	4	3
Andrew Sohn	24	96	445	388	88	117	15	2	11	45	30	6	44	86	0.302	0.379	0.436	0.814	169		6	4	3	0
Alixon Suarez	22	29	98	84	10	23	4	0	0	5	1	0	10	21	0.274	0.361	0.321	0.682	27		2	1	1	0
Casey Turgeon*	24	17	74	62	14	21	5	0	0	10	1	0	10	12	0.339	0.438	0.419	0.858	26		1	1	0	0
18 Players	27.3	100	3996	3505	607	1036	195	14	100	558	104	26	378	684	0.296	0.367	0.445	0.811	1559		42	25	46	15

PITCHER	Age	W	L	W-L%	ERA	G	GS	GF	CG	SHO	SV	IP	H	R	ER	HR	BB	IBB	SO	HBP	BK	WP	BF	WHIP	H9	HR9	BB9	SO9	SOW
Thomas Bess	24	0	0		27.00	1	0	1	0	0	0	1.0	2	3	3	0	1	0	0	1	0	0	7	3.00	18.0	0.0	9.0	0.0	0.0
Victor Capellan	27	4	4	0.500	1.25	50	0	15	0	0	5	50.1	35	8	7	0	13	3	75	1	1	6	203	0.95	6.3	0.0	2.3	13.4	5.8
Edwin Carl	28	9	4	0.692	4.60	19	19	0	1	1	0	117.1	119	65	60	14	46	1	103	3	0	7	514	1.41	9.1	1.1	3.5	7.9	2.2
Ryan Chaffee	29	3	3	0.500	3.26	45	0	40	0	0	21	47.0	35	19	17	7	20	1	53	3	0	8	199	1.17	6.7	1.3	3.8	10.1	2.7
Chris Cotton*	26	0	0		6.75	4	0	0	0	0	0	4.0	5	3	3	0	2	0	3	0	0	3	18	1.75	11.3	0.0	4.5	6.8	1.5
Zack Dodson*	26	5	7	0.417	5.14	21	20	0	1	0	0	124.1	139	84	71	10	45	1	98	12	1	13	563	1.48	10.1	0.7	3.3	7.1	2.2
Joel Effertz	26	0	0		20.25	4	0	1	0	0	0	1.1	4	5	3	0	3	0	1	1	0	5	12	5.25	27.0	0.0	20.3	6.8	0.3
Mitchell Lambson*	26	7	3	0.700	3.98	39	1	8	0	0	1	61.0	66	29	27	5	12	4	61	2	0	4	262	1.28	9.7	0.7	1.8	9.0	5.1
Josh Laxer	24	0	0		7.50	6	0	2	0	0	0	6.0	7	5	5	1	2	0	4	0	0	0	26	1.50	10.5	1.5	3.0	6.0	2.0
Kenny Mathews*	23	3	2	0.600	2.63	33	0	12	0	0	0	41.0	36	22	12	3	20	2	33	3	2	2	184	1.37	7.9	0.7	4.4	7.2	1.7
Kevin McGovern*	28	13	3	0.813	2.56	21	21	0	3	2	0	144.1	115	51	41	5	45	2	118	8	0	5	583	1.11	7.2	0.3	2.8	7.4	2.6
Dan Minor	26	0	0		5.23	21	0	3	0	0	0	20.2	20	12	12	4	4	0	24	0	0	2	84	1.16	8.7	1.7	1.7	10.5	6.0
Zach Nuding	27	2	6	0.250	6.82	12	11	0	0	0	0	63.1	85	55	48	9	27	2	22	3	0	4	304	1.77	12.1	1.3	3.8	3.1	0.8
Mikey O'Brien	27	10	5	0.667	4.65	23	22	1	1	0	0	131.2	147	80	68	21	50	2	80	7	1	10	586	1.50	10.0	1.4	3.4	5.5	1.6
Shaw n Pleffner	27	0	0		18.00	1	0	1	0	0	0	1.0	3	2	2	0	1	0	1	0	0	0	7	4.00	27.0	0.0	9.0	9.0	1.0
Brandon Quintero	23	0	1	0.000	8.59	5	0	3	0	0	0	7.1	11	7	7	0	2	0	8	1	0	1	34	1.77	13.5	0.0	2.5	9.8	4.0
Joeanthony Rivera*	23	1	0	1.000	11.37	7	0	2	0	0	0	6.1	12	8	8	0	3	0	3	0	0	2	34	2.37	17.1	0.0	4.3	4.3	1.0
Charle Rosario	28	3	0	1.000	1.34	6	6	0	0	0	0	40.1	30	8	6	1	12	0	43	0	0	3	158	1.04	6.7	0.2	2.7	9.6	3.6
Evan Rutckyj*	25	2	0	1.000	5.57	22	0	5	0	0	1	21.0	25	17	13	0	13	0	21	1	0	4	103	1.81	10.7	0.0	5.6	9.0	1.6
19 Players	26.7	62	38	0.620	4.18	100	100	94	6	3	28	889.1	896	483	413	80	321	18	751	46	5	79	3881	1.37	9.1	0.8	3.2	7.6	2.3



Josh Romanski was the American Association's Player of the Year in 2017. It marked the first Goldeyes league MVP since 1998.

2018 WINNIPEG GOLDEYES GAME-BY-GAME

- CAPS indicate series sweeps

GM	DATE	OPPONENT	RES	SCORE	REC	POS	GB WINNER	LOSER	SAVE	ATT	TIME
1	May 18	at Oeburne	L	3-2	0-1	T4	-1.0 Cox (1-0)	Boshers (0-1)		2,592	2:48
2	May 19	at Oeburne	L	6-4	0-2	6th	-2.0 Young (1-0)	McGovern (0-1)	Blackwell (1)	2,190	3:08
3	May 20	at Oeburne	W	4-3	1-2	T4	-1.0 Carl (1-0)	Mathis (0-1)	Capellan (1)	1,933	2:46
4	May 21	at TEXAS	W	3-2	2-2	4th	-1.0 Dawson (1-0)	Quan (0-1)	Capellan (2)	1,814	2:53
5	May 22	at TEXAS	W	5-3	3-2	T2	-1.0 Mathews (1-0)	Wright (0-1)	Capellan (3)	4,056	3:03
6	May 23	at TEXAS	W	10-2	4-2	2nd	-1.0 Rosario (1-0)	Rosario (0-1)		3,879	3:06
7	May 25	vs. Sioux Falls	W	13-1	5-2	2nd	-1.0 McGovern (1-1)	Thompson (1-1)		6,493	2:31
8	May 26	vs. Sioux Falls	L	6-5 (10)	5-3	T2	-1.0 Fritze (1-0)	Charleston (0-1)	Jones (2)	4,063	3:23
9	May 27	vs. Sioux Falls	W	6-3	6-3	T1	-- Dawson (2-0)	Fritze (1-1)	Capellan (4)	4,249	3:02
10	May 28	vs. Lincoln	L	14-6	6-4	T2	-1.0 Gordon (1-0)	Boshers (0-2)		2,880	3:33
11	May 29	vs. Lincoln	W	6-4	7-4	2nd	-1.0 Blanco (1-0)	Robichaux (0-2)	Capellan (5)	2,877	2:55
12	May 31	vs. Lincoln-1	L	8-2	7-5	--	-- Jose (1-1)	Capellan (0-1)		--	2:30
13	May 31	vs. Lincoln-2	L	8-2	7-6	4th	-2.0 Herron (3-1)	Carl (1-1)		5,211	2:20
14	June 1	at Chicago	W	6-3	8-6	3rd	-2.0 Dawson (3-0)	Root (0-2)	Capellan (6)	2,806	3:12
15	June 2	at Chicago	W	6-5	9-6	3rd	-1.0 Charleston (1-1)	Thorpe (0-2)	Capellan (7)	3,893	3:15
16	June 3	at Chicago	L	6-5	9-7	3rd	-1.0 Shimo (1-0)	Rosario (1-1)	Dow ning (2)	2,951	2:44
17	June 4	at Gary SouthShore	L	4-3 (10)	9-8	3rd	-2.0 Steele (1-1)	Hartman (0-1)		2,082	3:20
18	June 5	at Gary SouthShore	W	4-3	10-8	3rd	-2.0 Carl (2-1)	Minor (3-1)	Capellan (8)	2,282	2:50
19	June 6	at Gary SouthShore	L	6-2	10-9	3rd	-3.0 Gunn (3-1)	Boshers (0-3)		2,835	2:39
20	June 8	vs. Chicago	W	5-2	11-9	3rd	-3.0 Rosario (2-1)	Wagner (0-2)	Capellan (9)	4,034	2:49
21	June 9	vs. Chicago	W	2-1	12-9	3rd	-2.0 McGovern (2-1)	Turnbull (1-3)	Capellan (10)	6,350	2:22
22	June 10	vs. Chicago	L	6-5	12-10	3rd	-3.0 Goossen-Brown n (1-2)	Hartman (0-2)	Dow ning (3)	3,899	3:21
23	June 11	vs. Gary SouthShore	W	2-1	13-10	3rd	-2.0 Boshers (1-3)	Liguori (1-2)	Capellan (11)	5,992	2:23
24	June 12	vs. Gary SouthShore	W	4-1	14-10	T2	-2.0 McVey (1-0)	Holcombe (1-1)	Capellan (12)	3,541	2:30
25	June 13	vs. Gary SouthShore	L	12-11 (10)	14-11	3rd	-2.0 Steele (2-1)	Capellan (0-2)	Quintana (1)	3,679	4:19
26	June 15	at Sioux Falls	L	3-1	14-12	3rd	-2.0 Thompson (3-2)	McGovern (2-2)	Schepel (2)	3,628	2:29
27	June 16	at Sioux Falls	W	9-7 (10)	15-12	T2	-1.0 Capellan (1-2)	Fritze (1-2)	Charleston (1)	2,371	3:16
28	June 17	at Sioux Falls	W	5-2	16-12	2nd	-1.0 Lambson (1-0)	Folman (0-1)	Capellan (13)	2,089	2:49
29	June 18	vs. KANSAS CITY	L	9-3	16-13	2nd	-2.0 Collier (2-3)	Rosario (2-2)		5,044	2:56
30	June 19	vs. KANSAS CITY	L	7-3	16-14	3rd	-2.5 Carroll (2-0)	Carl (2-2)		4,958	2:53
31	June 20	vs. KANSAS CITY	L	6-3	16-15	3rd	-3.0 Irvine (3-0)	McGovern (2-3)	Diaz (3)	3,887	2:47
32	June 21	at St. Paul	W	16-5	17-15	3rd	-2.0 Boshers (2-3)	Esch (3-2)		8,314	3:04
33	June 22	at St. Paul	W	9-8	18-15	T2	-1.0 Capellan (2-2)	Wilhelmsen (0-1)		8,661	3:36
34	June 23	at St. Paul	W	9-8 (11)	19-15	T1	-- Johnson (1-0)	Devine (1-1)	Capellan (14)	8,212	4:11
35	June 24	at St. Paul	L	1-0	19-16	T2	-1.0 Zimmerman (1-0)	Carl (2-3)	Matthys (1)	9,791	2:29
36	June 25	vs. WICHITA	L	6-1	19-17	T2	-1.0 Cooper (4-3)	McGovern (2-4)		2,729	2:52
37	June 26	vs. WICHITA	L	9-8	19-18	T3	-1.0 Harman (5-1)	Boshers (2-4)	Tilman (11)	3,309	3:31
38	June 27	vs. WICHITA	L	9-4	19-19	4th	-1.5 Gillies (3-1)	Lambson (1-1)		5,152	2:56
39	June 28	vs. St. Paul	L	8-6	19-20	4th	-2.5 Devine (2-2)	Capellan (2-3)		4,655	2:51
40	June 29	vs. St. Paul	W	5-1	20-20	4th	-1.5 McGovern (3-4)	Zimmerman (1-1)		3,021	2:21
41	June 30	vs. St. Paul	L	6-5 (12)	20-21	4th	-2.0 Matthys (2-3)	Johnson (1-1)		4,056	4:14
42	July 1	vs. St. Paul	W	4-2	21-21	T3	-1.5 Lambson (1-1)	Johnson (0-1)	Capellan (15)	4,388	2:45
43	July 2	at SIOUX CITY	L	5-4	21-22	4th	-2.5 Pcht (3-2)	Sulbaran (0-1)	Karch (6)	904	3:07
44	July 3	at SIOUX CITY	L	4-0	21-23	4th	-2.5 Vernia (6-1)	Daw son (3-1)		4,781	3:01
45	July 4	at SIOUX CITY	L	13-6	21-24	4th	-3.0 Mateo (7-2)	McGovern (3-5)		3,731	3:25
46	July 5	at FARGO-MOORHEAD	L	9-4	21-25	4th	-3.5 McNutt (2-4)	Boshers (2-5)	Ballew (1)	2,407	3:29
47	July 6	at FARGO-MOORHEAD	L	9-1	21-26	4th	-3.5 Kessay (3-2)	Lambson (2-2)		3,758	3:02
48	July 7	at FARGO-MOORHEAD	L	7-6	21-27	4th	-4.5 McCurry (3-2)	Perez (0-3)		3,579	3:06
49	July 8	at FARGO-MOORHEAD	L	8-2	21-28	4th	-5.0 Solomon (5-4)	Johnson (1-2)		2,175	3:32
50	July 9	vs. Sioux Falls	W	5-4	22-28	4th	-5.0 McVey (2-0)	Schepel (0-4)		4,460	2:53
51	July 10	vs. Sioux Falls	L	4-2 (18)	22-29	4th	-5.5 Wolfe (1-1)	Johnson (1-3)	Schepel (5)	5,193	5:33
52	July 11	vs. Sioux Falls	W	4-0	23-29	4th	-5.5 Lambson (3-2)	Thompson (4-4)		3,490	2:23
53	July 12	vs. Sioux Falls	L	12-8	23-30	4th	-6.5 Blank (2-0)	Sulbaran (0-2)		5,261	3:32
54	July 13	vs. Gary SouthShore	L	8-1	23-31	4th	-7.5 Perez (2-0)	Herron (4-6)		3,797	2:57
55	July 14	vs. Gary SouthShore	L	9-5	23-32	4th	-8.5 Minor (9-2)	McGovern (3-6)	Smith (3)	4,042	3:06
56	July 15	vs. Gary SouthShore	W	10-6	24-32	4th	-7.5 Boshers (3-5)	Liguori (1-6)		5,400	2:26
57	July 17	at Sioux Falls	W	5-1	25-32	4th	-7.5 Lambson (4-2)	Straka (2-1)		1,958	2:53
58	July 18	at Sioux Falls	L	7-4	25-33	4th	-8.5 Esch (5-4)	Herron (4-7)		823	2:44
59	July 19	at Sioux Falls	L	10-8	25-34	T4	-8.5 Schepel (1-4)	Charleston (1-2)	Blank (1)	3,173	3:10
60	July 20	at Fargo-Moorhead	L	3-1	25-35	T4	-9.0 Solomon (7-4)	McGovern (3-7)	Broussard (3)	4,057	2:41
61	July 21	at Fargo-Moorhead	L	5-3	25-36	5th	-8.5 Barker (1-2)	Boshers (3-6)	Broussard (4)	3,801	2:51
62	July 22	at Fargo-Moorhead	W	10-2	26-36	T4	-8.0 Lambson (5-2)	McNutt (3-6)		3,042	2:44
63	July 24	vs. TEXAS	W	13-0	27-36	4th	-8.0 Herron (5-7)	Jinghao (0-5)		4,629	2:27
64	July 25	vs. TEXAS	W	8-2	28-36	4th	-7.5 Sulbaran (1-2)	Jianzeng (1-5)		3,699	2:25
65	July 26	vs. TEXAS	W	5-4	29-36	4th	-7.0 Capellan (3-3)	Wright (2-2)		4,730	3:03
66	July 27	vs. FARGO-MOORHEAD	L	4-0	29-37	4th	-8.5 Barker (2-2)	Boshers (3-7)	Pacillo (1)	3,334	2:32
67	July 28	vs. FARGO-MOORHEAD	L	7-4	29-38	4th	-9.5 McNutt (4-6)	Lambson (5-3)	McCurry (11)	4,945	2:45
68	July 29	vs. FARGO-MOORHEAD	L	4-2	29-39	4th	-10.5 Brown n (8-1)	Herron (5-8)	McCurry (12)	4,457	2:58
69	July 31	at Lincoln	L	6-3	29-40	4th	-12.0 Tamburino (5-5)	McGovern (3-8)	Jose (8)	2,561	2:49
70	August 1	at Lincoln	W	6-3 (10)	30-40	4th	-11.0 Carl (3-3)	Jose (3-2)	Capellan (16)	3,859	3:25
71	August 2	at Lincoln	W	5-4	31-40	4th	-10.5 Lambson (6-3)	Robichaux (2-6)	Capellan (17)	2,777	2:40
72	August 3	vs. Chicago	L	5-3	31-41	4th	-11.5 Girodo (2-0)	Bingel (0-1)	Grover (7)	3,836	2:59
73	August 4	vs. Chicago	W	3-1 (7)	32-41	4th	-10.5 Herron (6-8)	Carkuff (4-4)		4,224	2:07
74	August 5	vs. Chicago	W	2-1	33-41	4th	-10.5 McGovern (4-8)	Barnes (1-4)	Capellan (18)	3,544	2:45
75	August 6	vs. Oeburne	L	6-3	33-42	4th	-10.5 Mouzakes (2-6)	Boshers (3-8)	Blackwell (12)	3,175	2:42
76	August 7	vs. Oeburne	W	7-1	34-42	4th	-10.5 Lambson (7-3)	Gunn (3-5)		4,073	2:43
77	August 8	vs. Oeburne	L	12-7	34-43	4th	-10.5 Young (3-5)	Capellan (3-4)		5,752	3:32
78	August 10	at Chicago	L	11-9	34-44	4th	-10.0 Carkuff (5-4)	McGovern (4-9)	Grover (9)	2,889	3:00
79	August 11	at Chicago	L	4-1	34-45	4th	-11.0 Barnes (2-4)	Herron (6-9)	Grover (10)	4,368	2:52
80	August 12	at Chicago	W	2-1	35-45	4th	-10.0 Bernardino (1-0)	Simms (1-3)	Capellan (19)	3,578	2:39
81	August 13	at Gary SouthShore	W	2-1	36-45	4th	-9.0 Lambson (8-3)	Steele (4-4)	Capellan (20)	1,989	2:14
82	August 14	at Gary SouthShore	L	5-2	36-46	4th	-10.0 McKenzie (5-9)	Boshers (3-9)	Quintana (7)	3,318	2:34
83	August 15	at Gary SouthShore	L	6-4	36-47	4th	-11.0 Perez (5-1)	McGovern (4-10)	Quintana (8)	2,095	2:50
84	August 17	vs. SIOUX CITY	L	6-2	36-48	T4	-12.5 Vernia (10-1)	Bernardino (1-1)	Markel (4)	4,095	2:52
85	August 18	vs. SIOUX CITY	L	2-0	36-49	5th	-13.0 Topozian (1-0)	Lambson (8-4)	Karch (21)	5,440	2:39
86	August 19	vs. SIOUX CITY	L	6-2	36-50	5th	-13.0 Garcia (1-0)	Boshers (3-10)		6,328	3:08
87	August 20	at WICHITA	L	5-3	36-51	5th	-14.0 Harman (10-4)	McGovern (4-11)	Tilman (25)	2,765	2:44
88	August 21	at WICHITA	L	4-3	36-52	5th	-15.0 Carvalho (2-1)	Carl (3-4)		1,267	2:41
89	August 22	at WICHITA	L	7-3	36-53	5th	-16.0 Gillies (7-5)	Bernardino (1-2)		1,028	2:13
90	August 23	at Kansas City	L	11-1	36-54	T5	-17.0 Bleday (2-1)	Lambson (8-5)		3,266	2:57
91	August 24	at Kansas City	W	13-11	37-54	5th	-17.0 Charleston (2-2)	Filomeno (4-2)	Capellan (21)	5,089	3:05
92	August 25	at Kansas City	L	18-6	37-55	T5	-17.0 Collier (11-3)	McGovern (4-12)	Mazzocchi (2)	5,899	3:19
93	August 27	vs. ST. PAUL	L	4-0	37-56	6th	-18.0 Matthys (9-7)	Bernardino (1-3)		5,596	2:23
94	August 28	vs. ST. PAUL	L	3-2	37-57	6th	-19.0 Mitchell (2-0)	Lambson (8-6)	Jones (9)	4,932	2:23
95	August 29	vs. FARGO-MOORHEAD	W	3-2	38-57	6th	-19.0 Capellan (4-4)	Waite (4-4)		4,677	2:55
96	August 30	vs. FARGO-MOORHEAD	W	5-3	39-57	T5	-18.0 McGovern (5-12)	Brown n (9-3)	Capellan (22)	4,585	2:20
97	August 31	vs. FARGO-MOORHEAD	W	11-4	40-57	5th	-17.0 Brown e (1-0)	Gregory (3-5)		7,709	3:40
98	September 1	at St. Paul	W	5-2	41-57	5th	-17.0 Bernardino (2-3)	Matthys (9-8)		7,523	2:54
99	September 2	at St. Paul	L	6-5	41-58	5th	-17.0 Jones (1-0)	Charleston (2-3)	Devine (5)	8,549	2:47
100	September 3	at St. Paul	L	11-10	41-59	5th	-18.0 Zimmerman (2-2)	Dodson (0-1)	Devine (6)	6,769	2:52

2018 WINNIPEG GOLDEYES STATISTICS

* indicates left-handed batter or left-handed pitcher

indicates switch-hitter

BATTER	Age	G	PA	AB	R	H	2B	3B	HR	RBI	SB	CS	BB	SO	BA	OBP	SLG	OPS	TB	GDP	HBP	SH	SF	IBB
Reggie Abercrombie	37	99	437	405	63	128	13	0	15	62	12	7	19	112	0.316	0.357	0.459	0.816	186		9	0	4	0
Blake Adams	22	15	57	49	5	12	1	0	1	3	2	0	4	7	0.245	0.351	0.327	0.677	16		4	0	0	0
Eric Aguilera*	27	17	77	63	12	18	4	0	1	7	0	0	13	22	0.286	0.416	0.397	0.812	25		1	0	0	3
Tyler Baker*	25	56	188	160	22	39	7	0	5	22	0	0	24	26	0.244	0.348	0.381	0.729	61		2	1	1	0
David Bergin	28	9	39	32	6	8	3	0	1	5	0	0	6	14	0.250	0.385	0.438	0.822	14		1	0	0	1
McClain Bradley	22	4	11	10	1	2	0	0	0	1	0	0	1	4	0.200	0.273	0.200	0.473	2		0	0	0	0
Victor Cruzado#	26	23	99	86	9	20	3	1	0	8	1	1	12	22	0.233	0.327	0.291	0.617	25		0	1	0	0
Jordan Ebert	24	80	269	232	35	65	16	4	0	20	12	2	27	30	0.280	0.363	0.384	0.747	89		5	2	3	0
Jordan Edgerton	24	7	26	24	0	4	1	0	0	2	0	0	2	6	0.167	0.231	0.208	0.439	5		0	0	0	0
Kevin Garcia#	25	40	153	132	17	36	9	1	1	18	1	0	13	15	0.273	0.344	0.379	0.723	50		3	2	3	0
J.J. Gould	24	7	30	25	1	1	0	0	0	0	0	0	5	7	0.040	0.200	0.040	0.240	1		0	0	0	0
Grant Heyman*	24	94	374	349	54	95	23	1	19	45	5	0	18	93	0.272	0.319	0.507	0.826	177		6	1	0	0
Dexter Kjerstad	26	16	53	50	2	10	3	1	0	1	0	0	2	8	0.200	0.231	0.300	0.531	15		0	1	0	1
Josh Mazzola	32	99	404	361	45	84	15	1	20	75	1	1	33	75	0.233	0.295	0.446	0.741	161		2	1	7	0
Josh McAdams	24	42	155	146	16	37	6	0	1	13	1	0	8	39	0.253	0.297	0.315	0.612	46		1	0	0	0
Matt McCann	23	70	272	221	25	57	10	1	0	21	6	9	37	40	0.258	0.375	0.312	0.687	69		5	8	1	0
Tommy Mendonca*	30	7	28	26	4	7	1	0	2	5	0	0	1	4	0.269	0.321	0.538	0.860	14		1	0	0	0
Tucker Nathans*	29	68	299	264	43	76	21	0	12	33	4	0	30	68	0.288	0.361	0.504	0.865	133		2	0	3	0
Reynaldo Rodriguez	31	23	103	89	15	25	4	1	3	17	3	1	11	9	0.281	0.359	0.449	0.809	40		1	0	2	0
Josh Romanski*	31	69	314	278	39	87	10	1	4	30	2	3	28	27	0.313	0.373	0.399	0.772	111		2	0	6	2
Dave Sappelt	31	28	135	116	18	29	8	0	2	14	2	1	17	9	0.250	0.351	0.371	0.721	43		1	1	0	0
Jose Sermo#	27	4	14	13	1	2	1	0	0	0	0	0	0	6	0.154	0.154	0.231	0.385	3		0	1	0	0
Jamey Smart*	22	2	9	8	0	2	0	0	0	3	0	0	1	0	0.250	0.333	0.250	0.583	2		0	0	0	0
Andrew Sohn	25	59	256	224	26	56	8	3	1	30	11	2	24	51	0.250	0.336	0.326	0.662	73		6	0	2	0
Gavin Stupienski*	24	34	79	72	9	17	5	1	0	8	0	0	5	24	0.236	0.291	0.333	0.624	24		1	0	1	0
25 Players	27.9	100	3881	3435	468	917	172	16	88	443	63	27	341	718	0.267	0.339	0.403	0.743	1385		53	19	33	7

PITCHER	Age	W	L	W-L%	ERA	G	GS	GF	CG	SHO	SV	IP	H	R	ER	HR	BB	IBB	SO	HBP	BK	WP	BF	WHIP	H9	HR9	BB9	SO9	SO/W
Brennan Bernardino*	26	2	3	0.400	3.18	6	5	0	0	0	0	34.0	30	13	12	3	7	1	16	3	1	0	138	1.09	7.9	0.8	1.9	4.2	2.3
Brandon Bingel	23	0	1	0.000	2.85	41	0	5	0	0	0	53.2	50	21	17	3	24	2	43	3	0	3	231	1.38	8.4	0.5	4.0	7.2	1.8
Josh Blanco*	28	1	0	1.000	6.52	14	0	1	0	0	0	9.2	12	7	7	0	7	0	11	0	0	0	46	1.97	11.2	0.0	6.5	10.2	1.6
Alex Boshers	27	3	10	0.231	5.55	23	21	2	0	0	0	121.2	161	87	75	10	32	1	77	5	0	8	544	1.59	11.9	0.7	2.4	5.7	2.4
PJ Browne*	22	1	0	1.000	3.74	16	4	6	0	0	0	33.2	34	17	14	4	11	0	17	1	0	1	143	1.34	9.1	1.1	2.9	4.5	1.6
Victor Capellan	28	4	4	0.500	3.23	47	0	37	0	0	22	47.1	39	24	17	2	11	2	53	5	0	0	196	1.06	7.4	0.4	2.1	10.1	4.8
Edwin Carl	29	3	4	0.429	5.36	19	7	5	0	0	0	50.1	64	34	30	7	25	0	56	1	0	6	235	1.77	11.4	1.3	4.5	10.0	2.2
Jack Charleston	25	2	3	0.400	2.63	60	0	9	0	0	1	51.1	44	23	15	3	19	2	34	2	0	6	219	1.23	7.7	0.5	3.3	6.0	1.8
Shane Dawson*	24	3	1	0.750	3.38	5	5	0	0	0	0	24.0	27	10	9	1	5	0	16	5	0	4	102	1.33	10.1	0.4	1.9	6.0	3.2
Zack Dodson*	27	0	1	0.000	17.55	7	0	2	0	0	0	6.2	18	13	13	3	2	0	4	0	0	1	40	3.00	24.3	4.1	2.7	5.4	2.0
Calvin Drummond	28	0	0		7.88	5	0	0	0	0	0	8.0	13	9	7	0	9	1	4	2	0	2	48	2.75	14.6	0.0	10.1	4.5	0.4
J.J. Gould	24	0	0			0	0	0	0	0	0	0.0	0	0	0	0	0	0	0	0	0	0	0						
Zach Hartman	26	0	2	0.000	11.81	12	0	2	0	0	0	10.2	23	14	14	1	5	0	10	2	0	1	62	2.63	19.4	0.8	4.2	8.4	2.0
Tyler Herron	31	2	4	0.333	3.19	6	6	0	2	1	0	36.2	48	22	13	1	7	0	23	3	0	2	163	1.50	11.8	0.2	1.7	5.6	3.3
Carter Johnson	23	1	3	0.250	6.43	14	0	6	0	0	0	21.0	29	15	15	6	6	0	13	0	0	3	97	1.67	12.4	2.6	2.6	5.6	2.2
Mitchell Lambson*	27	8	6	0.571	3.81	18	17	1	3	1	0	115.2	120	54	49	8	24	1	81	7	0	4	482	1.25	9.3	0.6	1.9	6.3	3.4
Kenny Mathews*	24	1	0	1.000	10.80	8	0	3	0	0	0	6.2	9	9	8	4	5	0	7	1	0	0	34	2.10	12.2	5.4	6.8	9.5	1.4
Josh Mazzola	32	0	0		7.71	5	0	3	0	0	0	4.2	4	4	4	1	3	0	1	1	0	1	21	1.50	7.7	1.9	5.8	1.9	0.3
Kevin McGovern*	29	5	12	0.294	4.73	22	21	0	0	0	0	129.1	151	85	68	12	40	1	129	2	1	7	569	1.48	10.5	0.8	2.8	9.0	3.2
Cameron McVey	29	2	0	1.000	2.91	36	0	8	0	0	0	34.0	24	15	11	4	17	0	39	3	0	1	145	1.21	6.4	1.1	4.5	10.3	2.3
Pete Perez	27	0	1	0.000	2.08	6	0	3	0	0	0	8.2	11	3	2	0	2	0	9	0	0	1	37	1.50	11.4	0.0	2.1	9.3	4.5
Charle Rosario	29	2	2	0.500	3.94	8	8	0	0	0	0	48.0	52	25	21	2	21	0	39	1	0	2	214	1.52	9.8	0.4	3.9	7.3	1.9
Juan Carlos Sulbaran	28	1	2	0.333	5.97	6	6	0	0	0	0	28.2	36	25	19	4	11	0	20	2	0	3	130	1.64	11.3	1.3	3.5	6.3	1.8
23 Players	26.8	41	59	0.410	4.48	100	100	95	5	2	23	884.1	999	529	440	79	293	11	702	49	2	56	3896	1.46	10.2	0.8	3.0	7.1	2.4



Victor Capellan tied a 14-year-old Goldeyes' record with 22 saves in 2018. Capellan then shattered that mark with 27 in 2019.

2019 WINNIPEG GOLDEYES GAME-BY-GAME

- CAPS indicate series sweeps

GM	DATE	OPPONENT	RES	SCORE	REC	POS	GB WINNER	LOSER	SAVE	ATT	TIME
1	May 16	at Texas	W	3-1 (10)	1-0	T1	-- Crescentini (1-0)	Smith (0-1)	Capellan (1)	3,819	3:03
2	May 17	at Texas	W	7-1	2-0	T1	-- Lambson (1-0)	Lemond (0-1)		1,008	2:53
3	May 18	at Texas	W	6-2	3-0	1st	-- Cooney (1-0)	Ballew (0-1)		1,776	2:47
4	May 19	at Texas	L	6-4	3-1	1st	-- Wright (1-0)	Aker (0-1)		777	3:01
5	May 20	at Cleburne	W	8-7	4-1	1st	-- Bingel (1-0)	Gilles (0-1)	Capellan (2)	1,004	3:01
6	May 21	at Cleburne	W	7-3	5-1	1st	-- McGovern (1-0)	Sanchez (1-1)		967	3:20
7	May 22	at Cleburne	L	8-4	5-2	1st	-- Idrogo (1-0)	Lambson (1-1)		910	3:35
8	May 25	vs. Kansas City-1	L	5-3 (8)	5-3	--	-- Bender (0-1)	Lenik (2-0)	Diaz (2)	--	3:15
9	May 25	vs. Kansas City-2	W	3-1 (7)	6-3	T1	-- French (1-0)	Stout (1-1)	Torres (1)	4,324	2:08
10	May 26	vs. Kansas City	W	4-2	7-3	1st	-- McGovern (2-0)	Huributt (0-1)	Capellan (3)	3,085	2:57
11	May 28	vs. Gary SouthShore	W	4-2	8-3	1st	-- Lambson (2-1)	Lubking (2-1)	Capellan (4)	2,482	3:05
12	May 29	vs. Gary SouthShore	W	3-1	9-3	1st	-- Johnson (1-0)	Morell (0-1)	Capellan (5)	2,738	2:27
13	May 30	vs. Gary SouthShore	L	10-3	9-4	1st	-- Liguori (2-1)	Cooney (1-1)		4,895	3:14
14	May 31	at Sioux Falls	W	11-10	10-4	1st	-- Aker (1-1)	Flores (1-1)	Capellan (6)	3,426	3:33
15	June 1	at Sioux Falls	L	7-5	10-5	2nd	-0.5 Boshers (2-1)	McGovern (2-1)		2,284	2:31
16	June 2	at Sioux Falls	L	2-1 (10)	10-6	T2	-0.5 Bender (0-2)	Simmons (1-0)		1,802	2:56
17	June 3	vs. Sioux City	W	7-6 (10)	11-6	T2	-0.5 Crescentini (2-0)	Pobereyko (0-1)		2,008	3:45
18	June 4	vs. Sioux City	W	5-4	12-6	T2	-0.5 Cooney (2-1)	Duval (1-3)	Capellan (7)	5,757	3:08
19	June 5	vs. Sioux City	W	3-2	13-6	1st	-- Garkow (1-0)	Pobereyko (0-2)		2,498	2:51
20	June 6	vs. Sioux City	L	5-0	13-7	T1	-- Jordan (1-3)	McGovern (2-2)		2,950	2:20
21	June 7	vs. Cleburne	W	8-6	14-7	T1	-- Crescentini (3-0)	Shenefield (0-2)	Capellan (8)	4,287	2:47
22	June 9	vs. Cleburne-1	L	8-0	14-8	--	-- Sanchez (3-2)	Johnson (1-1)		--	2:14
23	June 9	vs. Cleburne-2	L	5-2	14-9	3rd	-1.5 Gunn (2-0)	Cooney (2-2)		3,240	2:48
24	June 11	at Gary SouthShore	W	5-3	15-9	2nd	-1.5 French (2-0)	Sinibaldi (0-1)	Capellan (9)	2,693	3:14
25	June 12	at Gary SouthShore	L	8-3	15-10	T2	-1.5 Liguori (3-2)	McGovern (2-3)		4,499	2:58
26	June 13	at Gary SouthShore	W	5-0	16-10	2nd	-1.5 Lambson (3-1)	Fontenot (0-3)		2,001	2:43
27	June 14	at Milwaukee	L	2-1	16-11	2nd	-2.0 Ventura (2-4)	Johnson (1-2)	Smith (7)	55	2:20
28	June 18	vs. Chicago	W	10-3	17-11	2nd	-2.0 McGovern (3-3)	Dahlberg (2-1)		4,883	3:08
29	June 19	vs. Chicago	L	8-3	17-12	3rd	-3.0 Wright (1-4)	French (2-1)		3,744	2:57
30	June 20	vs. Chicago	W	15-1	18-12	2nd	-3.0 Lambson (4-1)	Snelten (3-1)		3,298	3:03
31	June 21	vs. Milwaukee	W	4-3	19-12	2nd	-3.0 Crescentini (4-0)	Johnson-Battilana (1-2)	Capellan (10)	3,505	3:13
32	June 22	vs. Milwaukee-1	W	3-2 (7)	20-12	--	-- McGovern (4-3)	Hartman (1-2)	Capellan (11)	--	2:02
33	June 22	vs. Milwaukee-2	L	6-4 (8)	20-13	2nd	-3.5 Smith (1-0)	Crescentini (1-4)		3,275	2:58
34	June 23	vs. Milwaukee	W	4-3	21-13	2nd	-2.5 Seddon (1-0)	House (5-1)	Capellan (12)	4,661	2:53
35	June 25	at Sioux City	L	6-5	21-14	3rd	-3.0 Velez (1-0)	Crescentini (2-4)	Pobereyko (11)	1,012	3:12
36	June 26	at Sioux City	W	3-2	22-14	3rd	-3.0 Lambson (5-1)	Fallw ell (4-2)	Capellan (13)	917	2:56
37	June 27	at Sioux City	W	9-7	23-14	3rd	-2.5 Garkow (2-0)	Jordan (3-5)	Capellan (14)	811	3:55
38	June 28	at Chicago	W	7-5	24-14	T2	-2.5 McGovern (5-3)	Torrez (0-2)	Capellan (15)	3,387	3:12
39	June 29	at Chicago	L	4-2	24-15	3rd	-2.5 Crosby (1-0)	Seddon (1-1)	Halbohn (3)	5,651	2:50
40	June 30	at Chicago	L	5-2	24-16	3rd	-2.5 Zambrano (2-0)	Bingel (1-1)	Halbohn (4)	3,485	3:19
41	July 1	vs. Fargo-Moorhead	L	9-7	24-17	3rd	-3.0 Kessay (6-0)	Lambson (5-2)	Broussard (12)	5,212	3:14
42	July 2	vs. Fargo-Moorhead	L	6-5	24-18	3rd	-4.0 Williams (3-0)	Johnson (1-3)	Filomeno (2)	2,763	3:20
43	July 3	vs. Fargo-Moorhead	W	4-1	25-18	3rd	-3.5 McGovern (6-3)	Helton (2-2)	Capellan (16)	3,881	2:36
44	July 4	vs. St. Paul	W	9-8	26-18	3rd	-3.0 Seddon (2-1)	Matthys (5-3)	Capellan (17)	3,861	2:57
45	July 5	vs. St. Paul	L	10-2	26-19	3rd	-4.0 Zimmerman (2-1)	French (2-2)		3,550	2:56
46	July 6	vs. St. Paul	W	7-6	27-19	3rd	-4.0 Capellan (1-0)	Van Steensel (2-2)		5,535	3:47
47	July 7	vs. St. Paul	L	3-2	27-20	3rd	-4.0 Medina (5-1)	Johnson (1-4)	Beck (1)	3,868	3:15
48	July 8	vs. St. Paul	W	7-6	28-20	3rd	-3.5 McGovern (7-3)	Crenshaw (4-3)	Capellan (18)	3,213	2:57
49	July 9	at LINCOLN	L	9-2	28-21	3rd	-4.0 Martis (2-4)	Seddon (2-2)		2,243	3:01
50	July 10	at LINCOLN	L	6-0	28-22	3rd	-4.5 Brownell (4-3)	French (2-3)		2,578	2:30
51	July 11	at LINCOLN	L	3-2	28-23	4th	-5.5 Boyle (2-0)	Capellan (1-1)		2,753	2:30
52	July 12	at St. Paul	L	10-9	28-24	4th	-6.5 Jess (4-0)	Crescentini (4-3)	Van Steensel (13)	8,866	3:47
53	July 13	at St. Paul	W	15-1	29-24	4th	-6.5 McGovern (8-3)	Crenshaw (4-4)	Garkow (1)	8,767	3:07
54	July 14	at St. Paul	L	12-1	29-25	4th	-7.5 Zimmerman (4-1)	Seddon (2-3)		7,844	3:21
55	July 16	vs. Sioux Falls	W	11-2	30-25	4th	-7.5 Lambson (6-2)	Seyler (3-3)		4,241	3:06
56	July 17	vs. Sioux Falls	W	9-3	31-25	4th	-6.5 French (3-3)	Pollorina (4-2)		3,430	3:09
57	July 18	vs. Sioux Falls	L	8-6	31-26	4th	-6.5 Solomon (4-4)	McGovern (8-4)	Bragg (5)	4,561	3:19
58	July 19	at Kansas City	L	4-3 (14)	31-27	4th	-6.5 Calvano (1-2)	Aker (1-2)		4,181	4:41
59	July 20	at Kansas City	W	13-2	32-27	4th	-6.5 Lambson (7-2)	Koplove (2-3)		4,024	2:56
60	July 21	at Kansas City	W	5-4	33-27	4th	-6.5 Kamplain (1-0)	Perrin (2-1)	Capellan (19)	2,506	3:26
61	July 24	vs. TEXAS	W	7-2	34-27	4th	-5.5 McGovern (9-4)	Lemond (0-9)		5,063	3:24
62	July 25	vs. TEXAS	W	5-4	35-27	4th	-4.5 Bender (1-2)	Hilton (3-7)	Capellan (20)	4,973	3:11
63	July 26	vs. TEXAS	W	10-4	36-27	4th	-4.5 French (4-3)	Manoah (4-3)		3,695	3:00
64	July 27	vs. FARGO-MOORHEAD	W	11-3	37-27	4th	-3.5 Lambson (8-2)	Helton (3-4)		4,497	3:29
65	July 28	vs. FARGO-MOORHEAD	W	3-1	38-27	4th	-2.5 Torres (1-0)	Williams (4-1)	Capellan (21)	3,738	2:32
66	July 30	at Gary SouthShore	L	2-1	38-28	4th	-3.5 Cartier (1-0)	McGovern (9-5)	Thurston (2)	3,639	2:42
67	July 31	at Gary SouthShore	W	5-2	39-28	3rd	-3.5 Aker (2-2)	Carvalho (2-3)	Capellan (22)	3,173	3:21
68	August 1	at Gary SouthShore	L	10-2	39-29	3rd	-4.5 Hougese (2-1)	French (4-4)		3,669	3:00
69	August 2	at Fargo-Moorhead	W	3-1	40-29	3rd	-3.5 Lambson (9-2)	Helton (3-5)	Capellan (23)	4,097	3:01
70	August 3	at Fargo-Moorhead	L	8-4	40-30	4th	-4.5 Williams (5-1)	Torres (1-1)		4,231	3:11
71	August 4	at Fargo-Moorhead	W	7-2	41-30	4th	-3.5 McGovern (10-5)	Filomeno (6-1)		3,374	2:38
72	August 5	at Fargo-Moorhead	L	7-1	41-31	4th	-4.5 Pike (6-2)	Seddon (2-4)		4,064	2:39
73	August 6	vs. LINCOLN	W	15-10	42-31	4th	-4.5 French (5-4)	Knapp (3-7)		4,522	3:35
74	August 7	vs. LINCOLN	W	11-6	43-31	T3	-4.5 Lambson (10-2)	Herrmann (2-2)		4,579	2:48
75	August 8	vs. LINCOLN	W	7-2	44-31	3rd	-4.5 Bender (2-2)	Thoutt (0-1)		4,672	2:47
76	August 9	at Milwaukee-1	L	5-4 (9)	44-32	--	-- Hartman (3-2)	Bingel (1-2)		--	2:55
77	August 9	at Milwaukee-2	W	1-0	45-32	3rd	-4.0 McGovern (11-5)	House (7-7)	Capellan (24)	1,872	2:01
78	August 10	at Milwaukee	W	13-9	46-32	3rd	-4.0 Bingel (2-2)	Heffel (0-3)		1,926	3:53
79	August 11	at Milwaukee	L	4-2	46-33	3rd	-4.0 Kraus (5-4)	Hilton (3-9)	Smith (14)	1,796	3:02
80	August 12	at St. Paul	W	8-0	47-33	3rd	-4.0 Lambson (11-2)	Medina (7-2)		7,538	2:51
81	August 13	at St. Paul	L	10-2	47-34	3rd	-5.0 Zimmerman (6-3)	Bender (2-3)		10,631	2:57
82	August 14	at St. Paul	L	5-4	47-35	4th	-6.0 Devine (3-2)	McGovern (11-6)	Kiest (3)	10,029	3:14
83	August 15	vs. Chicago	L	13-0	47-36	4th	-7.0 Dahlberg (7-6)	Seddon (2-5)		4,230	3:19
84	August 16	vs. Chicago	L	5-1	47-37	4th	-8.0 Zambrano (3-0)	Hilton (3-10)		4,819	3:11
85	August 17	vs. Chicago	W	10-2	48-37	4th	-8.0 Lambson (12-2)	Wright (5-7)		4,976	3:00
86	August 18	vs. ST. PAUL	L	17-5	48-38	4th	-9.0 Zimmerman (7-3)	French (5-5)		6,652	3:31
87	August 19	vs. ST. PAUL	L	8-5	48-39	4th	-10.0 Beck (5-2)	McGovern (11-7)	Kiest (4)	4,970	3:09
88	August 21	at Chicago	W	14-4	49-39	4th	-8.5 Hilton (4-10)	Zambrano (3-1)		2,079	3:01
89	August 22	at Chicago	L	2-0	49-40	4th	-9.5 Wright (6-7)	Lambson (12-3)	Halbohn (12)	2,494	2:21
90	August 23	at Chicago	L	6-1	49-41	4th	-10.5 Wilkins (6-4)	French (5-6)		5,647	3:07
91	August 24	at Fargo-Moorhead	L	11-9 (11)	49-42	4th	-11.5 M. Hope (7-0)	Kamplain (1-1)		3,577	4:29
92	August 25	at Fargo-Moorhead	W	7-5	50-42	4th	-10.5 Garkow (3-0)	Jones (0-4)	Capellan (25)	3,029	3:19
93	August 26	at Fargo-Moorhead	W	9-3	51-42	4th	-9.5 Hilton (5-10)	Boye (3-2)		3,589	2:54
94	August 27	vs. GARY SOUTHSORE	W	13-7	52-42	4th	-9.0 Lambson (13-3)	Lubking (5-11)		3,724	3:07
95	August 28	vs. GARY SOUTHSORE	W	3-2	53-42	4th	-8.0 Kamplain (2-1)	Sinibaldi (5-7)	McVey (2)	4,224	2:41
96	August 29	vs. GARY SOUTHSORE	W	2-0	54-42	4th	-7.0 McGovern (12-7)	Ball (2-3)	Capellan (26)	4,694	2:07
97	August 30	vs. Sioux Falls	W	5-4	55-42	4th	-6.0 Garkow (4-0)	Bragg (4-6)	Capellan (27)	3,956	2:44
98	August 31	vs. Sioux Falls	W	3-2	56-42	4th	-6.0 Bingel (3-2)	Herron (1-3)		3,971	2:22
99	September 1	vs. Sioux Falls	L	4-3	56-43	4th	-7.0 Solomon (5-6)	Lambson (13-4)		3,365	2:44
100	September 2	vs. Sioux Falls	W	9-5	57-43	4th	-6.0 French (6-6)	Boshers (6-9)		4,722	3:00

2019 WINNIPEG GOLDEYES STATISTICS

* indicates left-handed batter or left-handed pitcher

indicates switch-hitter

Name	Age	G	PA	AB	R	H	2B	3B	HR	RBI	SB	CS	BB	SO	BA	OBP	SLG	OPS	TB	GDP	HBP	SH	SF	IBB
Reggie Abercrombie	38	98	416	379	64	97	11	4	16	70	11	5	23	96	0.256	0.315	0.433	0.748	164		11	0	3	1
Brandon Bingel	24	29	4	4	1	3	2	0	0	0	0	0	0	1	0.750	0.750	1.250	2.000	5		0	0	0	0
Wes Darvill*	27	88	391	350	66	111	21	2	7	34	26	2	36	59	0.317	0.379	0.449	0.828	157		1	1	3	3
Dominic Ficociello#	27	81	338	308	48	90	21	1	10	52	5	2	24	75	0.292	0.349	0.464	0.813	143		4	0	2	2
Carlos Garcia#	27	12	54	48	8	13	2	1	1	4	7	2	6	8	0.271	0.352	0.417	0.769	20		0	0	0	0
Kevin Garcia#	26	87	299	266	29	62	9	0	4	33	4	0	22	34	0.233	0.303	0.312	0.615	83		6	2	3	0
Willy Garcia	26	86	375	336	58	104	23	3	17	73	2	2	34	97	0.310	0.376	0.548	0.924	184		3	0	2	0
James Harris	25	72	305	257	39	72	15	3	3	38	13	6	42	45	0.280	0.384	0.397	0.780	102		3	0	3	1
Tyler Hill	23	40	192	168	32	63	14	1	4	28	16	3	19	18	0.375	0.440	0.542	0.981	91		2	1	2	1
Jordan Hovey*	21	17	51	42	7	8	1	0	0	3	1	0	7	16	0.190	0.314	0.214	0.528	9		1	0	1	0
Kevin Lachance	24	13	57	43	8	16	3	1	2	7	3	1	12	11	0.372	0.509	0.628	1.137	27		1	0	1	0
Adrian Marin	25	50	200	175	22	42	8	1	0	16	6	0	20	27	0.240	0.313	0.297	0.610	52		0	2	3	0
Tyler Marincov	27	15	72	65	9	17	3	0	0	4	1	0	7	25	0.262	0.333	0.308	0.641	20		0	0	0	0
Kyle Martin*	26	82	341	287	60	79	19	1	14	67	8	4	44	44	0.275	0.368	0.495	0.862	142		2	1	7	1
Jonathan Moroney	25	11	42	39	6	17	3	1	3	8	1	1	3	4	0.436	0.476	0.795	1.271	31		0	0	0	0
Rey Pastrana	22	18	38	38	2	5	2	0	0	2	0	0	0	10	0.132	0.132	0.184	0.316	7		0	0	0	0
Alex Perez*	26	100	413	337	47	71	7	0	0	36	7	5	66	65	0.211	0.337	0.231	0.568	78		1	3	6	0
John Price	27	13	22	21	4	3	2	0	0	0	0	0	0	6	0.143	0.182	0.238	0.420	5		1	0	0	0
Josh Romanski*	32	33	143	128	14	34	5	0	0	8	5	2	12	13	0.266	0.336	0.305	0.640	39		2	0	1	0
Luis Tournon#	24	2	9	7	0	2	0	0	0	1	0	0	2	1	0.286	0.444	0.286	0.730	2		0	0	0	0
Cody Young	23	26	69	67	6	13	3	0	0	2	0	0	2	18	0.194	0.217	0.239	0.456	16		0	0	0	0
21 Players	27.3	100	3831	3365	530	922	174	19	81	486	116	35	381	673	0.274	0.351	0.409	0.760	1377		38	10	37	9

PITCHER	Age	W	L	W-L%	ERA	G	GS	GF	CG	SHO	SV	IP	H	R	ER	HR	BB	IBB	SO	HBP	BK	WP	BF	WHIP	H9	HR9	BB9	SO9	SO/W
Mitchell Aker	25	2	2	0.500	4.50	33	0	5	0	0	0	32.0	37	18	16	4	22	2	20	1	0	1	152	1.84	10.4	1.1	6.2	5.6	0.9
Joel Bender*	27	2	3	0.400	5.24	26	6	7	0	0	0	46.1	53	27	27	6	12	0	24	2	0	2	197	1.40	10.3	1.2	2.3	4.7	2.0
Brandon Bingel	24	3	2	0.600	5.44	28	0	14	0	0	0	41.1	38	27	25	9	14	0	34	6	0	0	178	1.26	8.3	2.0	3.0	7.4	2.4
Grant Borne*	25	0	0		81.00	1	1	0	0	0	0	0.1	3	3	3	0	2	0	1	0	0	3	6	15.00	81.0	0.0	54.0	27.0	0.5
Victor Capellan	29	1	1	0.500	3.16	46	0	41	0	0	27	42.2	36	15	15	2	13	2	53	3	0	3	176	1.15	7.6	0.4	2.7	11.2	4.1
Jack Charleston	26	0	0		3.60	6	0	0	0	0	0	5.0	5	3	2	0	3	0	4	1	0	1	22	1.60	9.0	0.0	5.4	7.2	1.3
Harrison Cooney	27	2	2	0.500	6.97	9	6	1	0	0	0	20.2	17	17	16	0	18	0	17	3	0	4	100	1.69	7.4	0.0	7.8	7.4	0.9
Marcus Crescentini	26	4	3	0.571	8.44	25	0	7	0	0	0	21.1	23	20	20	5	16	0	33	5	0	3	108	1.83	9.7	2.1	6.8	13.9	2.1
Parker French	26	6	6	0.500	5.32	22	18	0	0	0	0	108.1	127	73	64	12	49	1	51	4	1	9	490	1.63	10.6	1.0	4.1	4.2	1.0
Tyler Garkow	28	4	0	1.000	4.91	32	2	10	0	0	1	44.0	39	26	24	8	16	0	46	3	0	1	186	1.25	8.0	1.6	3.3	9.4	2.9
Spencer Herrmann*	25	0	0		5.40	2	0	0	0	0	0	1.2	2	1	1	1	0	0	0	0	0	1	6	1.20	10.8	5.4	0.0	0.0	
Kevin Hilton	27	2	2	0.500	3.79	5	5	0	1	0	0	35.2	33	16	15	5	13	0	22	1	0	0	151	1.29	8.3	1.3	3.3	5.6	1.7
Ryan Johnson*	26	1	4	0.200	5.00	9	9	0	0	0	0	45.0	48	25	25	5	31	0	19	0	0	3	201	1.76	9.6	1.0	6.2	3.8	0.6
Justin Kamplain*	26	2	1	0.667	2.08	14	0	3	0	0	0	17.1	13	9	4	2	11	0	14	0	0	1	71	1.39	6.8	1.0	5.7	7.3	1.3
Mitchell Lambson*	28	13	4	0.765	3.11	21	21	0	4	2	0	150.2	153	54	52	13	33	3	133	4	0	1	623	1.24	9.1	0.8	2.0	7.9	4.0
Kevin McGovern*	30	12	7	0.632	3.85	21	20	0	0	0	0	126.1	129	62	54	10	39	2	95	0	0	4	535	1.33	9.2	0.7	2.8	6.8	2.4
Cameron McVey	30	0	0		1.72	20	0	4	0	0	1	15.2	8	5	3	0	11	1	18	0	0	0	67	1.21	4.6	0.0	6.3	10.3	1.6
Joel Seddon	26	2	5	0.286	6.99	12	12	0	0	0	0	65.2	86	55	51	13	28	1	34	1	0	2	307	1.74	11.8	1.8	3.8	4.7	1.2
Christian Torres*	25	1	1	0.500	4.33	35	0	3	0	0	1	54.0	49	26	26	1	24	1	38	0	0	3	220	1.35	8.2	0.2	4.0	6.3	1.6
19 Players	27.1	57	43	0.570	4.56	100	100	95	5	2	30	874.0	899	482	443	96	355	13	656	34	1	42	3796	1.44	9.3	1.0	3.7	6.8	1.9



Reggie Abercrombie's 20-year professional career concluded in 2019. The former Major Leaguer holds American Association records for base hits, home runs, and RBI, as well as Goldeyes' career marks for runs scored, home runs, and RBI.

WINNIPEG GOLDEYES POSTSEASON



Catcher Dann Bilardello is congratulated after his grand slam home run in Game 4 of the 1994 Northern League Championship Series vs. Sioux City. The Goldeyes clinched the title later that night.

1994 NORTHERN LEAGUE PLAYOFFS (3-1)

- WON Northern League Championship Series vs. Sioux City Explorers (3-1)

PLAYER	AVG	G	AB	R	H	2B	3B	HR	RBI	BB	SO	SB
Hankins	0.467	4	15	3	7	0	0	0	2	0	0	0
Wilson	0.444	4	18	5	8	1	0	2	8	0	0	0
Bilardello	0.438	4	16	3	7	1	0	1	7	0	0	0
Brinkley	0.375	4	16	4	6	1	0	0	2	0	0	2
Coachman	0.375	4	16	4	6	1	0	1	3	0	0	0
Dailey	0.313	4	16	4	5	1	0	0	1	0	0	1
Gray	0.188	4	16	4	3	1	0	0	3	0	0	0
Dattola	0.176	4	17	3	3	0	0	0	2	0	0	0
Lowery	0.176	4	17	2	3	1	0	0	1	0	0	1
Burrough	0.000	1	2	0	0	0	0	0	0	0	0	0
Padilla	0.000	1	1	0	0	0	0	0	0	0	0	0
Halpenny	0.000	1	0	0	0	0	0	0	0	0	0	0
TOTALS	0.320	4	150	32	48	7	0	4	29	0	0	4

PITCHER	W	L	ERA	G	GS	CG	SHO	SV	IP	H	R	ER	BB	SO
Futrell	1	0	0.00	1	1	0	0	0	7.0	6	0	0	0	5
Evans	0	0	0.00	2	0	0	0	1	1.1	1	0	0	0	2
Erazmus	0	0	0.00	1	0	0	0	0	1.0	0	0	0	0	0
Bruce	1	0	1.17	1	1	0	0	0	7.2	6	1	1	2	9
Marlon	0	0	2.70	2	0	0	0	0	3.1	3	1	1	0	3
Bittiger	1	0	3.52	1	1	0	0	0	7.2	7	3	3	1	9
Ford	0	1	6.75	2	1	0	0	0	8.0	9	6	6	5	0
TOTALS	3	1	2.74	10	4	0	0	1	36.0	32	11	11	8	28

1994 Northern League Championship Series

Game 1 – Tuesday, September 6th at Sioux City

Winnipeg 100 010 120 5
 Sioux City 300 000 000 3
 W–Bittiger L–Gomez SV–Evans

Game 2 – Wednesday, September 7th at Sioux City

Winnipeg 400 606 000 16
 Sioux City 000 000 001 1
 W–Futrell L–Kraemer

Game 3 – Thursday, September 8th at Winnipeg

Sioux City 000 020 040 6
 Winnipeg 000 100 110 3
 W–Harris L–Ford

Game 4 – Friday, September 9th at Winnipeg

Sioux City 001 000 000 1
 Winnipeg 011 410 10x 8
 W–Bruce L–Puig

1995 NORTHERN LEAGUE PLAYOFFS (1-3)

- LOST Northern League Championship Series vs. St. Paul Saints (1-3)

PLAYER	AVG	G	AB	R	H	2B	3B	HR	RBI	BB	SO	SB
Watts	0.357	4	14	1	5	1	0	0	3	2	3	0
Lee	0.250	4	16	2	4	2	0	0	0	1	2	0
Brinkley	0.235	4	17	1	4	1	0	0	1	0	3	1
Morris	0.222	4	9	1	2	0	0	0	1	5	5	0
Manning	0.214	4	14	2	3	1	0	1	1	0	5	0
Arnold	0.214	4	14	0	3	0	0	0	0	0	2	0
De La Rosa	0.188	4	16	1	3	0	0	0	0	0	4	2
Duva	0.067	4	15	0	1	0	0	0	1	1	2	0
Dattola	0.063	4	16	0	1	0	0	0	1	1	4	0
TOTALS	0.198	4	131	8	26	5	0	1	8	10	30	3

PITCHER	W	L	ERA	G	GS	CG	SHO	SV	IP	H	R	ER	BB	SO
Shenk	0	0	0.00	1	0	0	0	0	3.1	0	0	0	2	2
Cather	0	0	0.00	1	0	0	0	0	2.1	0	0	0	0	1
Bailey	0	0	1.80	2	0	0	0	1	5.0	2	1	1	1	6
Smith	0	1	2.70	1	1	0	0	0	6.2	5	2	2	6	3
Bittiger	0	1	4.26	1	1	0	0	0	6.1	9	3	3	2	7
McClellan	1	0	5.40	1	1	0	0	0	6.2	9	4	4	1	3
Magrini	0	1	5.79	1	1	0	0	0	4.2	7	3	3	2	3
TOTALS	1	3	3.34	4	4	0	0	1	35.0	32	13	13	14	25

1995 Northern League Championship Series

Game 1 – Wednesday, September 6th at St. Paul

Winnipeg 010 100 000 2
 St. Paul 001 200 000 3
 W–Curry L–Magrini SV–Walton

Game 2 – Thursday, September 7th at St. Paul

Winnipeg 131 000 010 6
 St. Paul 300 010 000 4
 W–McClellan L–Alkire SV–Bailey

Game 3 – Friday, September 8th at Winnipeg

St. Paul 001 000 100 2
 Winnipeg 000 000 000 0
 W–Doorneweerd L–Smith SV–Walton

Game 4 – Saturday, September 9th at Winnipeg

St. Paul 100 020 001 4
 Winnipeg 000 000 000 0
 W–Morales L–Bittiger

1996 NORTHERN LEAGUE PLAYOFFS (1-2)

- LOST Northern League West Division Championship Series vs. Fargo-Moorhead RedHawks (1-2)

PLAYER	AVG	G	AB	R	H	2B	3B	HR	RBI	BB	SO	SB
Pettiford	0.444	3	9	1	4	2	0	0	0	1	0	1
Kokinda	0.333	3	9	1	3	0	0	0	1	4	3	0
Komminsk	0.333	3	9	2	3	0	0	1	4	2	1	0
V. Castaldo	0.273	3	11	1	3	0	0	1	1	2	4	0
G. Castaldo	0.273	3	11	1	3	1	0	0	2	0	5	0
Duva	0.200	3	10	3	2	0	0	0	0	3	1	0
Lee	0.167	3	12	2	2	0	0	1	3	1	4	1
Watts	0.111	3	9	1	1	0	0	0	0	3	7	0
Manning	0.000	3	11	0	0	0	0	0	0	0	2	0
TOTALS	0.231	3	91	12	21	3	0	3	11	16	27	2

PITCHER	W	L	ERA	G	GS	CG	SHO	SV	IP	H	R	ER	BB	SO
Guehne	0	0	0.00	1	0	0	0	0	0.0	1	0	0	0	0
Brewer	0	0	0.00	2	0	0	0	0	0.2	0	0	0	0	0
Bailey	0	0	2.57	1	1	0	0	0	7.0	6	2	2	4	9
Jarvis	1	0	3.18	1	1	0	0	0	5.2	7	3	2	2	5
Ybarra	0	1	4.15	1	1	0	0	0	8.2	4	5	4	7	7
Smyth	0	0	6.75	1	0	0	0	0	2.2	3	2	2	1	2
Lemp	0	1	9.00	2	0	0	0	1	1.0	1	2	1	2	1
TOTALS	1	2	3.86	3	3	0	0	1	25.2	22	14	11	16	24

1996 Northern League West Division Championship Series

Game 1 – Wednesday, September 4th at Fargo-Moorhead

Winnipeg 020 001 010 4
 Fargo-Moorhead 001 000 301 5
 W–Lukas L–Ybarra

Game 2 – Thursday, September 5th at Winnipeg

Fargo-Moorhead 002 001 002 5
 Winnipeg 200 300 01x 6
 W–Jarvis L–Smith SV–Lemp

Game 3 – Friday, September 6th at Fargo-Moorhead

Winnipeg 100 001 000 2
 Fargo-Moorhead 000 200 02x 4
 W–Fisher L–Lemp

WINNIPEG/FARGO-MOORHEAD RIVALRY BY MANAGER

Team	Managers	Regular Season	Playoff Series
WIN	Hal Lanier (1996-2005)	56-67 (.455)	3-4
WIN	Rick Forney (2006-19)	106-117 (.475)	1-2
FAR	Doug Simunic (1996-2017)	166-147 (.530)	6-4
FAR	Michael Schlact (2017-18)	13-8 (.619)	0-0
FAR	James Bennett (2019)	5-7 (.417)	0-0

1997 NORTHERN LEAGUE PLAYOFFS (5-5)

- WON Northern League West Division Championship Series vs. Fargo-Moorhead RedHawks (3-2)
- LOST Northern League Championship Series vs. Duluth-Superior Dukes (2-3)

PLAYER	AVG	G	AB	R	H	2B	3B	HR	RBI	BB	SO	SB
Mitchell	0.389	10	36	11	14	2	0	5	10	5	7	0
Kokinda	0.357	10	42	7	15	2	0	0	4	4	4	0
Dorman	0.294	10	34	3	10	2	0	1	8	2	4	0
Hickey	0.289	10	38	6	11	2	0	1	4	4	5	2
Lee	0.282	10	39	7	11	3	0	0	4	3	5	0
Ratliff	0.268	10	41	3	11	4	1	0	9	1	7	1
Duva	0.244	10	45	5	11	1	0	0	2	2	7	2
Reams	0.235	10	17	1	4	0	0	0	0	1	4	0
Watts	0.231	10	39	5	9	1	0	2	5	0	9	0
Prater	0.188	7	16	0	3	1	0	0	0	0	4	1
Martin	0.000	1	1	0	0	0	0	0	0	0	1	0
TOTALS	0.284	10	348	48	99	18	1	9	46	22	57	6

PITCHER	W	L	ERA	G	GS	CG	SHO	SV	IP	H	R	ER	BB	SO
Guehne	0	0	0.00	2	0	0	0	0	0.1	2	0	0	0	0
Sparks	0	0	1.17	5	0	0	0	0	7.2	4	1	1	3	10
Pedraza	1	1	2.25	2	2	1	0	0	16.0	15	4	4	3	11
Zimmerman	0	2	3.32	3	3	0	0	0	21.2	23	9	8	5	17
Ybarra	2	0	3.38	2	2	1	0	0	16.0	18	7	6	6	11
Forney	2	1	5.57	3	3	0	0	0	20.0	21	15	13	11	14
Salamon	0	1	6.75	5	0	0	0	1	5.1	4	4	4	4	6
Carpenter	0	0	18.00	1	0	0	0	0	1.0	2	2	2	1	2
TOTALS	5	5	3.89	10	10	2	0	1	88.0	89	42	38	33	71

1997 NL West Division Championship Series

Game 1 – Wednesday, September 3rd at Winnipeg

Fargo-Moorhead	400	010	100	6
Winnipeg	020	100	002	5
W–Roberts	L–Forney	SV–Nelson		

Game 2 – Thursday, September 4th at Winnipeg

Fargo-Moorhead	000	101	020	4
Winnipeg	000	001	101	3
W–Schmidt	L–Salamon	SV–Nelson		

Game 3 – Friday, September 5th at Fargo-Moorhead

Winnipeg	001	200	001	4
Fargo-Moorhead	001	000	011	3
W–Ybarra	L–Caruso			

Game 4 – Saturday, September 6th at Fargo-Moorhead

Winnipeg	312	000	002	8
Fargo-Moorhead	001	000	000	1
W–Pedraza	L–Isom			

Game 5 – Sunday, September 7th at Fargo-Moorhead

Winnipeg	000	520	000	7
Fargo-Moorhead	020	000	301	6
W–Forney	L–Roberts	SV–Salamon		

1997 Northern League Championship Series

Game 1 – Monday, September 8th at Winnipeg

Duluth-Superior	200	011	002	6
Winnipeg	020	000	000	2
W–Halley	L–Zimmerman	SV–Giron		

Game 2 – Tuesday, September 9th at Winnipeg

Duluth-Superior	002	001	102	6
Winnipeg	371	000	00x	11
W–Ybarra	L–Shaver			

Game 3 – Wednesday, September 10th at Duluth-Superior

Winnipeg	000	001	100	2
Duluth-Superior	000	100	20x	3
W–Muttie	L–Pedraza	SV–Giron		

Game 4 – Thursday, September 11th at Duluth-Superior

Winnipeg	310	000	100	5
Duluth-Superior	120	010	000	4
W–Forney	L–McGarity	SV–Sparks		

Game 5 – Friday, September 12th at Duluth-Superior

Winnipeg	000	001	000	1
Duluth-Superior	000	300	00x	3
W–Halley	L–Zimmerman	SV–Giron		

1998 NORTHERN LEAGUE PLAYOFFS (1-3)

- LOST Northern League West Division Championship Series vs. Fargo-Moorhead RedHawks (1-3)

PLAYER	AVG	G	AB	R	H	2B	3B	HR	RBI	BB	SO	SB
Watts	0.364	3	11	1	4	2	0	0	2	0	2	0
Duva	0.357	3	14	1	5	1	0	1	3	0	0	1
Fortin	0.353	4	17	5	6	1	0	2	2	2	6	0
Baeza	0.333	4	15	3	5	2	0	0	2	2	0	0
Hearn	0.263	4	19	1	5	1	0	1	4	1	6	1
Smith	0.250	1	4	1	1	0	0	0	2	1	2	0
Miranda	0.250	2	4	2	1	0	0	0	0	1	1	0
Samuels	0.200	4	15	2	3	0	1	0	1	2	5	0
Chance	0.133	4	15	2	2	0	0	0	0	4	8	1
Kokinda	0.133	4	15	0	2	1	0	0	1	3	2	0
MacKay	0.125	4	16	1	2	1	0	0	1	1	1	0
TOTALS	0.248	4	145	19	36	9	1	4	18	17	33	3

PITCHER	W	L	ERA	G	GS	CG	SHO	SV	IP	H	R	ER	BB	SO
Sparks	1	0	0.00	1	0	0	0	0	5.1	1	0	0	2	12
Guehne	0	0	4.15	3	0	0	0	0	4.1	5	2	2	2	0
Press	0	0	6.23	1	1	0	0	0	4.1	6	3	3	4	5
Forney	0	1	7.50	1	1	0	0	0	6.0	5	7	5	2	7
Reid	0	1	8.43	1	1	0	0	0	5.1	3	5	5	7	3
Wise	0	1	8.53	1	1	0	0	0	6.2	9	7	6	3	7
Smith	0	0	9.00	2	0	0	0	0	4.0	7	4	4	0	3
Montgomery	0	0	22.50	2	0	0	0	0	2.0	4	5	5	3	2
TOTALS	1	3	7.10	4	4	0	0	0	38.0	40	33	30	23	39

1998 Northern League West Division Championship Series

Game 1 – Friday, September 4th at Fargo-Moorhead

Winnipeg 032 000 010 6
 Fargo-Moorhead 012 300 11x 8
 W–Bittiger L–Wise SV–Schmidt

Game 2 – Saturday, September 5th at Fargo-Moorhead

Winnipeg 000 000 010 1
 Fargo-Moorhead 000 106 12x 10
 W–Ilsley L–Forney

Game 3 – Sunday, September 6th at Winnipeg

Fargo-Moorhead 300 002 000 000 0 5
 Winnipeg 001 201 100 000 1 6
 W–Sparks L–Schmidt

Game 4 – Monday, September 7th at Winnipeg

Fargo-Moorhead 100 007 101 10
 Winnipeg 011 200 101 6
 W–Jeckell L–Reid

SPARKS vs. SCHMIDT

Game 3 of this series is considered one of the greatest games in Goldeyes' history, and often referred to as the "Sparks/Schmidt" game. Trailing Fargo-Moorhead 0-2 in the best-of-five series, the Goldeyes pulled out a 13-inning, 6-5 win to keep their season alive.

The game lasted four hours and 25 minutes, and is most remembered for Jeff Sparks (Winnipeg) and George Schmidt (Fargo-Moorhead) each turning in heroic relief performances. Schmidt took over in the 7th inning and eventually absorbed the loss, despite allowing just one earned run over 6.1 relief innings while striking out eight. Sparks entered the game midway through the top of the eighth, and struck out 12 in 5.1 innings to earn the win. The win was also the last for the Goldeyes in their original home park.

Although the RedHawks clinched the series the following night, the game is fondly remembered among Goldeyes fans.

1999 NORTHERN LEAGUE PLAYOFFS (7-3)

- WON Northern League West Division Championship Series vs. Sioux City Explorers (3-0)
- WON Northern League Central Conference Championship Series vs. Fargo-Moorhead RedHawks (3-0)
- LOST Northern League Championship Series Albany-Colonie Diamond Dogs (1-3)

PLAYER	AVG	G	AB	R	H	2B	3B	HR	RBI	BB	SO	SB
Kokinda	0.436	10	39	12	17	4	1	1	10	3	0	1
Hosey	0.432	10	37	11	16	3	1	1	11	9	1	2
Sachs	0.351	10	37	10	13	2	3	1	6	1	6	0
Duva	0.333	10	42	9	14	1	1	1	8	2	4	4
Thornhill	0.314	10	35	6	11	2	1	0	7	2	7	1
Neff	0.256	10	43	5	11	1	1	1	5	0	7	0
Fortin	0.237	10	38	7	9	1	0	0	2	5	4	0
Lane	0.194	10	36	7	7	2	0	3	10	5	3	0
Everson	0.179	10	39	6	7	2	0	1	5	2	7	0
TOTALS	0.303	10	346	73	105	18	8	9	64	29	39	8

PITCHER	W	L	ERA	G	GS	CG	SHO	SV	IP	H	R	ER	BB	SO
Osborn	1	0	0.00	1	0	0	0	0	1.1	1	0	0	1	0
Keppen	2	0	2.11	3	3	0	0	0	21.1	18	6	5	12	15
Guehne	1	0	2.70	6	0	0	0	1	6.2	5	3	2	0	5
Forney	2	0	4.58	3	3	0	0	0	17.2	16	9	9	7	13
Onley	0	0	4.73	2	2	0	0	0	13.1	12	8	7	6	13
Viano	0	2	4.91	5	0	0	0	2	11.0	11	6	6	3	10
Anderson	1	0	5.84	2	2	0	0	0	12.1	20	8	8	5	7
Gooden	0	1	8.31	4	0	0	0	0	4.1	6	4	4	1	5
Cushman	0	0	13.50	2	0	0	0	0	2.0	4	3	3	1	3
TOTALS	7	3	4.37	10	10	0	0	3	90.2	93	47	44	36	71

1999 NL West Division Championship Series

Game 1 – Friday, September 3rd at Winnipeg

Sioux City	020	002	012	7
Winnipeg	222	300	00x	9
W–Forney	L–Ponte			

Game 2 – Sunday, September 5th at Winnipeg

Sioux City	020	100	000	3
Winnipeg	000	000	35x	8
W–Guehne	L–Kammerer			

Game 3 – Monday, September 6th at Sioux City

Winnipeg	210	300	600	12
Sioux City	001	020	120	6
W–Anderson	L–Hill			

1999 NL Central Conference Championship Series

Game 1 – Thursday, September 9th at Winnipeg

Fargo-Moorhead	020	020	000	4
Winnipeg	022	003	01x	8
W–Osborn	L–Salvevold	SV–Viano		

Game 2 – Friday, September 10th at Winnipeg

Fargo-Moorhead	002	000	011	4
Winnipeg	011	030	00x	5
W–Keppen	L–Jersild	SV–Guehne		

Game 3 – Saturday, September 11th at Fargo-Moorhead

Winnipeg	021	000	000	3
Fargo-Moorhead	000	000	200	2
W–Forney	L–Fltschock	SV–Viano		

1999 Northern League Championship Series

Game 1 – Wednesday, September 15th at Albany-Colonie

Winnipeg	100	200	300	6
Albany-Colonie	002	002	30x	7
W–Foulks	L–Viano	SV–Metoyer		

Game 2 – Friday, September 17th at Albany-Colonie

Winnipeg	000	213	210	9
Albany-Colonie	001	000	000	1
W–Keppen	L–Brassington			

Game 3 – Saturday, September 18th at Winnipeg

Albany-Colonie	020	001	040	7
Winnipeg	000	013	200	6
W–Hasler	L–Viano	SV–Metoyer		

Game 4 – Sunday, September 19th at Winnipeg

Albany-Colonie	020	010	001	3	7
Winnipeg	001	000	003	2	6
W–Metoyer	L–Good				

SHAW PARK IMPROVEMENTS/PROGRESSION

- 1999** – Opened
- 2000** – Added six Skysuites on right field side
- 2003** – Added Sections R, S, and T; Concourse Patio, Grass Berm, and Full-Service Restaurant
- 2015** – Added Field Level Patio Deck
- 2018** – Added “Craft Beer Corner”

2000 NORTHERN LEAGUE PLAYOFFS (0-3)

- LOST Northern League West Division Championship Series vs. Fargo-Moorhead RedHawks (0-3)

PLAYER	AVG	G	AB	R	H	2B	3B	HR	RBI	BB	SO	SB
Newson	0.308	3	13	2	4	1	0	1	5	0	2	1
R. Jones	0.300	3	10	1	3	0	1	0	1	1	2	0
Chamberlain	0.273	3	11	3	3	1	0	1	1	1	3	0
Villacres	0.250	3	12	3	3	1	0	0	0	1	1	1
Prodanov	0.222	3	9	0	2	0	0	0	1	2	1	0
Brown	0.200	3	10	0	2	1	0	0	1	0	1	0
J. Jones	0.200	3	10	0	2	0	0	0	0	0	2	0
Hernandez	0.111	3	9	0	1	0	0	0	0	1	1	0
Duva	0.000	3	10	0	0	0	0	0	0	3	1	1
TOTALS	0.213	3	94	9	20	4	1	2	9	9	14	3

PITCHER	W	L	ERA	G	GS	CG	SHO	SV	IP	H	R	ER	BB	SO
Smith	0	0	0.00	1	0	0	0	0	0.2	0	0	0	0	1
Zulyniak	0	0	0.00	1	0	0	0	0	1.0	3	0	0	0	0
Conner	0	1	3.38	1	1	1	0	0	8.0	8	3	3	3	5
Alexander	0	0	4.15	2	0	0	0	0	4.1	4	2	2	2	6
Keppen	0	1	5.14	1	1	0	0	0	7.0	7	4	4	5	9
Orga	0	1	13.50	1	1	0	0	0	4.0	6	6	6	1	4
TOTALS	0	3	5.40	3	3	0	0	0	25.0	28	15	15	11	25

2000 Northern League West Division Championship Series

Game 1 – Sunday, September 3rd at Fargo-Moorhead

Winnipeg 000 100 000 1
 Fargo-Moorhead 040 000 00x 4
 W–Pearson L–Keppen

Game 2 – Monday, September 4th at Fargo-Moorhead

Winnipeg 000 010 100 2
 Fargo-Moorhead 003 000 00x 3
 W–Bittiger L–Conner SV–Schmidt

Game 3 – Tuesday, September 5th at Winnipeg

Fargo-Moorhead 050 120 000 8
 Winnipeg 410 000 001 6
 W–Nelson L–Orga SV–Schmidt

ALL-TIME WINNIPEG/FARGO-MOORHEAD TRADES

October 5th, 1995 – Traded RHP Jeff Bittiger in exchange for cash and PTBNL

January 22nd, 1996 – RHP Paul Magrini, RHP Larry Shenk, and RHP Tim Smith selected by Fargo-Moorhead in Northern League expansion draft

February 10th, 1997 – Fargo-Moorhead claimed C Derek Reams off waivers

June 2nd, 1999 – Winnipeg claimed LHP Jason Kalbrener off waivers

May 17th, 2007 – Winnipeg claimed LHP Ryan Ariail off waivers

August 25th, 2010 – Fargo-Moorhead claimed RHP Sean Gregory off waivers

July 28, 2011 – Traded OF Jonathan Wyatt in exchange for PTBNL

June 2, 2012 – Fargo-Moorhead claimed IF Matt Cusick off waivers

August 11, 2012 – Winnipeg claimed LHP Daniel Morari off waivers

June 10th, 2013 – Acquired OF Tyler Graham in exchange for PTBNL

2001 NORTHERN LEAGUE PLAYOFFS (7-6)

- WON Northern League West Division Championship Series vs. Fargo-Moorhead RedHawks (3-2)
- WON Northern League Central Conference Championship Series vs. Lincoln Saltdogs (3-1)
- LOST Northern League Championship Series vs. New Jersey Jackals (1-3)

PLAYER	AVG	G	AB	R	H	2B	3B	HR	RBI	BB	SO	SB
Brown	0.400	13	50	8	20	4	0	0	11	3	1	0
Kopacz	0.353	13	51	14	18	5	0	2	5	5	11	1
Pearson	0.333	13	51	11	17	5	0	3	6	5	7	0
Leday	0.321	13	56	10	18	3	0	4	11	2	5	1
Prodanov	0.309	13	55	8	17	2	0	2	12	3	6	3
Cappuccio	0.268	13	56	7	15	2	0	4	12	4	6	1
Robertson	0.255	13	47	5	12	3	0	1	8	7	5	0
Poulin	0.244	13	45	11	11	3	1	0	4	2	10	2
Sachs	0.236	13	55	12	13	3	0	1	11	6	13	3
Doan	0.000	1	1	0	0	0	0	0	0	0	0	0
Osilka	0.000	2	2	0	0	0	0	0	0	0	1	0
TOTALS	0.301	13	469	86	141	30	1	17	80	37	65	11

PITCHER	W	L	ERA	G	GS	CG	SHO	SV	IP	H	R	ER	BB	SO
Onley	3	1	2.42	4	3	1	0	0	26.0	19	13	7	7	14
Smith	1	1	3.38	7	0	0	0	0	10.2	7	5	4	2	11
Webb	0	0	4.50	1	0	0	0	0	2.0	4	1	1	0	0
Keppen	1	1	4.66	5	4	0	0	0	29.0	32	15	15	6	27
Taylor	1	0	4.76	5	0	0	0	0	5.2	9	5	3	7	9
Ochsner	0	0	4.76	6	0	0	0	0	5.2	8	4	3	2	5
Franklin	0	0	6.48	2	2	0	0	0	8.1	9	7	6	3	5
DeJesus	0	1	10.13	8	0	0	0	0	2.2	5	3	3	0	5
Gross	1	1	10.35	4	4	0	0	0	20.0	29	23	23	5	8
Thomas	0	1	19.64	7	0	0	0	3	3.2	11	8	8	2	5
TOTALS	7	6	5.80	13	13	1	0	3	113.1	133	84	73	34	89

2001 NL West Division Championship Series

Game 1 – Wednesday, September 5th at Winnipeg

Fargo-Moorhead	012	053	010	12
Winnipeg	111	100	001	5
W–Stoner	L–Gross			

Game 2 – Thursday, September 6th at Winnipeg

Fargo-Moorhead	021	100	006	10
Winnipeg	000	200	100	3
W–Fletschock	L–Onley	SV–Cana		

Game 3 – Friday, September 7th at Fargo-Moorhead

Winnipeg	020	003	010	6
Fargo-Moorhead	000	001	020	3
W–Keppen	L–Bittiger			

Game 4 – Saturday, September 8th at Fargo-Moorhead

Winnipeg	011	010	300	6
Fargo-Moorhead	100	200	001	4
W–Smith	L–Hooper	SV–Thomas		

Game 5 – Sunday, September 9th at Winnipeg

Fargo-Moorhead	001	403	110	10
Winnipeg	320	203	001	11
W–Onley	L–Cana			

2001 NL Central Conference Championship Series

Game 1 – Monday, September 17th at Lincoln

Winnipeg	000	010	030	4
Lincoln	010	000	31x	5
W–Silva	L–DeJesus	SV–Weidert		

Game 2 – Tuesday, September 18th at Lincoln

Winnipeg	000	121	000	4
Lincoln	000	010	002	3
W–Gross	L–Eason	SV–Thomas		

Game 3 – Thursday, September 20th at Winnipeg

Lincoln	001	101	210	6
Winnipeg	507	040	00x	16
W–Onley	L–Sherrill			

Game 4 – Friday, September 21st at Winnipeg

Lincoln	000	310	000	4
Winnipeg	050	001	00x	6
W–Taylor	L–Black	SV–Thomas		

2001 Northern League Championship Series

Game 1 – Monday, September 24th at New Jersey

Winnipeg	000	100	110	3
New Jersey	000	011	05x	7
W–Foulks	L–Viano	SV–Metoyer		

Game 2 – Tuesday, September 25th at New Jersey

Winnipeg	026	000	000	8
New Jersey	000	701	001	9
W–Meady	L–Smith			

Game 3 – Thursday, September 27th at Winnipeg

New Jersey	100	020	000	3
Winnipeg	011	610	00x	9
W–Onley	L–Bertotti			

Game 4 – Friday, September 28th at Winnipeg

New Jersey	210	010	004	8
Winnipeg	021	000	200	5
W–Hand	L–Thomas	SV–Meady		

2002 NORTHERN LEAGUE PLAYOFFS (7-6)

- WON Northern League North Division Championship Series vs. Lincoln Saltdogs (3-2)
- WON Northern League Central Conference Championship Series vs. Sioux City Explorers (3-1)
- LOST Northern League Championship Series vs. New Jersey Jackals (1-3)

PLAYER	AVG	G	AB	R	H	2B	3B	HR	RBI	BB	SO	SB
Berrios	0.315	13	54	8	17	5	0	4	6	5	12	1
Peterson	0.296	13	54	9	16	3	0	1	5	4	10	1
Franco	0.277	13	47	5	13	2	0	3	5	5	11	0
Robertson	0.265	13	49	2	13	1	0	0	3	6	4	0
Smith	0.240	13	54	7	13	3	0	0	4	3	9	0
Poulin	0.233	13	43	1	10	1	2	0	5	1	10	1
Sachs	0.222	13	54	6	12	2	0	1	4	4	11	0
Rose Jr.	0.216	13	51	4	11	4	0	0	2	7	5	0
Boyd	0.161	11	31	2	5	2	0	0	1	0	8	0
Brown	0.118	5	17	1	2	0	0	0	0	0	5	0
TOTALS	0.247	13	454	45	112	23	2	9	35	35	85	3

PITCHER	W	L	ERA	G	GS	CG	SHO	SV	IP	H	R	ER	BB	SO
Sherrill	0	0	0.00	9	0	0	0	0	6.1	3	0	0	0	5
Martin	0	0	0.00	2	0	0	0	0	0.2	0	0	0	1	1
Padua	2	0	1.74	3	3	0	0	0	20.2	12	5	4	6	18
Madritsch	2	1	1.93	4	4	2	0	0	32.2	25	8	7	10	35
Wagner	1	1	1.93	3	2	1	0	0	23.1	14	6	5	8	16
Webb	0	0	3.00	4	0	0	0	0	6.0	5	2	2	4	5
Rayborn	1	2	3.66	3	3	0	0	0	19.2	21	8	8	5	18
Smith	1	1	4.26	5	0	0	0	2	6.1	4	3	3	4	8
Gross	0	1	9.53	4	1	0	0	0	5.2	11	6	6	3	2
TOTALS	7	6	2.60	13	13	3	0	2	121.1	95	38	35	41	108

2002 NL North Division Championship Series

Game 1 – Wednesday, September 4th at Winnipeg

Lincoln	020	000	001	000	3
Winnipeg	000	200	001	001	4
W–Smith	L–Ochsner				

Game 2 – Thursday, September 5th at Winnipeg

Lincoln	020	010	400	7
Winnipeg	000	010	010	2
W–Walters	L–Wagner			

Game 3 – Friday, September 6th at Winnipeg

Lincoln	000	000	020	2
Winnipeg	310	400	10x	9
W–Padua	L–Herz			

Game 4 – Sunday, September 8th at Lincoln

Winnipeg	000	000	000	0
Lincoln	000	003	00x	3
W–Johnston	L–Rayborn	SV–Weidert		

Game 5 – Monday, September 9th at Lincoln

Winnipeg	013	010	001	6
Lincoln	000	000	000	0
W–Madritsch	L–Zipser			

2002 NL Central Conference Championship Series

Game 1 – Tuesday, September 10th at Winnipeg

Sioux City	300	000	000	01	4
Winnipeg	010	001	001	00	3
W–Hooper	L–Smith				

Game 2 – Wednesday, September 11th at Winnipeg

Sioux City	000	110	000	2
Winnipeg	030	010	00x	4
W–Padua	L–Giron	SV–Smith		

Game 3 – Thursday, September 12th at Sioux City

Winnipeg	000	010	001	2
Sioux City	001	000	000	1
W–Rayborn	L–Swiatkewicz	SV–Smith		

Game 4 – Friday, September 13th at Sioux City

Winnipeg	000	200	300	5
Sioux City	001	100	000	2
W–Madritsch	L–Hooper			

2002 Northern League Championship Series

Game 1 – Monday, September 16th at Winnipeg

New Jersey	000	000	000	0
Winnipeg	100	002	00x	3
W–Wagner	L–Myers			

Game 2 – Thursday, September 19th at Winnipeg

New Jersey	000	012	000	3
Winnipeg	001	000	001	2
W–Bennett	L–Madritsch	SV–Callier		

Game 3 – Friday, September 20th at New Jersey

Winnipeg	111	000	000	00	3
New Jersey	000	100	002	03	6
W–Chavez	L–Gross				

Game 4 – Saturday, September 21st at New Jersey

Winnipeg	001	000	100	2
New Jersey	010	021	10x	5
W–Myers	L–Rayborn	SV–Halla		

2003 NORTHERN LEAGUE PLAYOFFS (4-5)

- WON Northern League East Division Championship Series vs. St. Paul Saints (3-2)
- LOST Northern League Championship Series vs. Fargo-Moorhead RedHawks (1-3)

PLAYER	AVG	G	AB	R	H	2B	3B	HR	RBI	BB	SO	SB
Morrison	0.333	9	36	2	12	4	0	0	4	1	5	0
Sachs	0.297	9	37	4	11	2	0	1	3	2	6	1
Berrios	0.278	5	18	3	5	1	0	1	1	2	3	0
Bass	0.250	9	32	2	8	1	0	0	1	4	5	1
Poulin	0.240	8	25	2	6	0	1	1	5	1	8	0
Gripp	0.226	9	31	4	7	1	0	2	5	3	4	0
Alley	0.219	9	32	4	7	1	0	0	1	2	2	0
Scalabrini	0.167	9	36	4	6	2	0	1	4	2	8	0
Cox	0.167	9	30	2	5	1	1	0	2	4	6	0
Jones	0.071	5	14	1	1	0	0	0	2	0	7	0
Boyd	0.000	2	5	0	0	0	0	0	0	0	1	0
TOTALS	0.230	9	296	28	68	13	2	6	28	21	55	2

PITCHER	W	L	ERA	G	GS	CG	SHO	SV	IP	H	R	ER	BB	SO
Brooks	0	0	0.00	4	0	0	0	0	7.2	4	0	0	4	6
Smith	0	0	0.00	7	0	0	0	0	7.2	3	0	0	1	6
Mazur	0	0	0.00	3	0	0	0	0	0.2	2	1	0	0	1
McMurray	0	0	1.59	4	0	0	0	2	5.2	3	1	1	0	6
Cramblitt	1	1	2.31	2	2	0	0	0	11.2	19	7	3	4	4
Hernandez	0	0	3.00	2	0	0	0	0	3.0	3	1	1	1	3
Luque	2	0	3.15	3	3	0	0	0	20.0	17	7	7	5	13
Gross	0	2	6.55	2	2	0	0	0	11.0	15	8	8	3	6
Dickinson	0	1	6.75	3	0	0	0	0	1.1	4	3	1	0	2
Purcell	1	1	7.36	2	2	0	0	0	7.1	10	8	6	5	2
Bell	0	0	13.50	6	0	0	0	0	2.2	5	4	4	1	1
TOTALS	4	5	3.55	38	9	0	0	2	78.2	85	40	31	24	50

2003 NL East Division Championship Series

Game 1 – Tuesday, September 2nd at St. Paul

Winnipeg 000 100 101 3
 St. Paul 000 200 002 4
 W–Cosgrove L–Dickinson

Game 2 – Wednesday, September 3rd at St. Paul

Winnipeg 040 000 000 4
 St. Paul 000 020 000 2
 W–Cramblitt L–Von Haefen SV–McMurray

Game 3 – Friday, September 5th at Winnipeg

St. Paul 000 013 001 5
 Winnipeg 000 000 010 1
 W–Whitney L–Gross

Game 4 – Saturday, September 6th at Winnipeg

St. Paul 110 000 000 2
 Winnipeg 021 201 00x 6
 W–Purcell L–Foster

Game 5 – Sunday, September 7th at Winnipeg

St. Paul 002 001 000 3
 Winnipeg 010 120 00x 4
 W–Luque L–Von Haefen SV–McMurray

2003 Northern League Championship Series

Game 1 – Tuesday, September 9th at Fargo-Moorhead

Winnipeg 020 001 000 3
 Fargo-Moorhead 201 110 00x 5
 W–George L–Cramblitt SV–Sansom

Game 2 – Wednesday, September 10th at Fargo-Moorhead

Winnipeg 000 010 000 1
 Fargo-Moorhead 000 130 00x 4
 W–Thoms L–Gross

Game 3 – Friday, September 12th at Winnipeg

Fargo-Moorhead 000 010 002 3
 Winnipeg 002 000 20x 4
 W–Luque L–Peschel S–Bell

Game 4 – Saturday, September 13th at Winnipeg

Fargo-Moorhead 033 000 114 12
 Winnipeg 001 000 100 2
 W–George L–Purcell

2006 NORTHERN LEAGUE PLAYOFFS (2-3)

- LOST Northern League North Division Championship Series vs. Fargo-Moorhead RedHawks (2-3)

PLAYER	AVG	G	AB	R	H	2B	3B	HR	RBI	BB	SO	SB
Hurst	0.400	5	15	3	6	1	0	0	1	8	2	1
Mann	0.353	5	17	1	6	2	0	0	2	1	2	1
Stang	0.294	5	17	1	5	1	1	0	4	1	4	0
Lentini	0.238	5	21	2	5	1	0	0	0	3	0	5
Smith	0.211	5	19	3	4	0	0	1	1	3	6	0
Gates	0.167	5	18	3	3	0	0	1	1	1	3	1
Sain	0.111	5	18	3	2	0	0	2	6	3	5	1
Poulin	0.063	5	16	1	1	1	0	0	1	3	2	0
Ramon	0.000	5	19	2	0	0	0	0	0	4	7	0
TOTALS	0.200	5	160	19	32	6	1	4	16	27	31	9

PITCHER	W	L	ERA	G	GS	CG	SHO	SV	IP	H	R	ER	BB	SO
Chenard	0	0	0.00	1	0	0	0	0	0.1	0	0	0	1	1
Smith	0	0	0.00	1	0	0	0	0	0.1	0	0	0	0	0
Velazquez	0	0	0.00	1	0	0	0	0	1.1	0	0	0	2	2
Wagner	0	0	0.00	3	0	0	0	0	3.2	3	1	1	3	1
Beshears	0	1	1.17	1	1	0	0	0	7.2	5	1	1	4	8
Villarreal	1	0	1.32	2	2	0	0	0	13.2	3	2	2	7	9
Bott	1	0	2.70	1	1	0	0	0	6.2	8	2	2	2	7
Moore	0	1	4.70	1	1	0	0	0	7.2	5	4	4	2	10
Kite	0	1	8.10	2	0	0	0	0	3.1	5	3	3	3	2
TOTALS	2	3	2.42	5	5	0	1	0	44.2	29	13	12	24	40

2006 Northern League North Division Championship Series

Game 1 – Tuesday, September 5th at Fargo-Moorhead

Winnipeg 001 100 600 8
 Fargo-Moorhead 000 000 000 0
 W–Villarreal L–Treadway

Game 2 – Wednesday, September 6th at Fargo-Moorhead

Winnipeg 202 020 000 6
 Fargo-Moorhead 100 010 002 4
 W–Bott L–Goltz.

Game 3 – Friday, September 8th at Winnipeg

Fargo-Moorhead 000 010 001 2
 Winnipeg 000 000 000 0
 W–George L–Beshears SV–Culp

Game 4 – Saturday, September 9th at Winnipeg

Fargo-Moorhead 030 000 010 4
 Winnipeg 120 000 000 3
 W–Culp L–Moore

Game 5 – Sunday, September 10th at Fargo-Moorhead

Winnipeg 000 200 000 2
 Fargo-Moorhead 000 000 201 3
 W–Gray L – Kite

2007 NORTHERN LEAGUE PLAYOFFS (2-3)

- LOST Northern League South Division Championship Series vs. Gary SouthShore RailCats (2-3)

PLAYER	AVG	G	AB	R	H	2B	3B	HR	RBI	BB	SO	SB
Mann	0.500	3	2	0	1	0	0	0	0	0	1	0
Metheny	0.438	5	16	1	7	2	0	0	3	5	4	1
Stang	0.400	5	15	2	6	1	1	0	1	1	3	0
Lentini	0.348	5	23	6	8	1	0	0	1	1	4	1
Poulin	0.313	5	16	4	5	1	1	0	3	2	4	0
Smith	0.238	5	21	3	5	1	0	0	1	1	6	2
Young	0.167	5	18	1	3	0	0	0	4	1	4	0
Gray	0.143	5	14	2	2	0	0	0	2	3	3	0
McEachran	0.118	5	17	1	2	1	0	0	2	1	5	0
Alen	0.111	5	18	1	2	0	0	0	1	1	1	0
TOTALS	0.256	5	160	21	41	7	2	0	18	16	35	4

PITCHER	W	L	ERA	G	GS	CG	SHO	SV	IP	H	R	ER	BB	SO
Ariail	0	0	0.00	2	0	0	0	0	1.2	0	0	0	0	1
Davis	0	0	0.00	3	0	0	0	0	2.1	3	0	0	1	1
Moore	1	0	0.00	1	1	0	0	0	5.0	4	0	0	0	3
Posey	0	0	0.00	1	0	0	0	0	4.0	3	0	0	3	4
Kusiewicz	1	1	1.38	2	1	0	0	0	13.0	11	2	2	5	9
Blitstein	0	1	3.00	1	1	0	0	0	3.0	8	2	1	0	2
Acosta	0	0	5.40	1	0	0	0	0	1.2	2	1	1	1	1
Beuning	0	0	5.40	4	0	0	0	0	3.1	6	2	2	1	2
Pease	0	0	5.40	3	0	0	0	0	1.2	0	2	1	3	2
Kintzler	0	1	7.36	2	2	0	0	0	7.1	14	6	6	3	5
TOTALS	2	3	2.72	5	5	0	1	0	43.0	51	15	13	17	30

2007 Northern League South Division Championship Series

Game 1 – Tuesday, September 4th at Winnipeg

Gary SouthShore 000 103 000 4
 Winnipeg 002 000 001 3
 W–Glen L–Kintzler SV–Cogan

Game 2 – Wednesday, September 5th at Winnipeg

Gary SouthShore 000 000 000 0
 Winnipeg 240 100 00x 7
 W–Kusiewicz L–Shelley.

Game 3 – Friday, September 7th at Gary SouthShore

Winnipeg 000 006 010 7
 Gary SouthShore 000 002 010 3
 W–Moore L – Byard

Game 4 – Saturday, September 8th at Gary SouthShore

Winnipeg 000 100 000 1
 Gary SouthShore 101 000 01x 3
 W–Glen L–Blitstein

Game 5 – Sunday, September 9th at Gary SouthShore

Winnipeg 102 000 000 3
 Gary SouthShore 020 000 21x 5
 W–Habel L–Kusiewicz SV–Cogan

2008 NORTHERN LEAGUE PLAYOFFS (1-3)

- LOST Northern League Semi Final vs. Gary SouthShore RailCats (1-3)

PLAYER	AVG	G	AB	R	H	2B	3B	HR	RBI	BB	SO	SB
Richardson	0.500	3	10	2	5	1	0	1	2	1	4	0
West	0.500	4	12	5	6	3	0	0	0	4	3	0
Lentini	0.333	4	18	0	6	0	0	0	5	0	1	0
Gray	0.308	4	13	3	4	1	0	0	2	1	1	0
Ehrnsberger	0.267	4	15	2	4	0	0	2	4	1	0	0
Meadows	0.200	4	15	1	3	1	0	0	2	0	2	0
Heath	0.143	4	14	1	2	0	2	0	0	2	1	0
Poulin	0.067	4	15	0	1	0	0	0	0	0	3	0
Dixon	0.000	1	3	1	0	0	0	0	0	1	0	0
Metheny	0.000	4	18	0	0	0	0	0	0	0	0	0
TOTALS	0.233	4	133	15	31	6	2	3	15	10	15	0

PITCHER	W	L	ERA	G	GS	CG	SHO	SV	IP	H	R	ER	BB	SO
Ariail	0	0	0.00	1	0	0	0	0	0.0	1	0	0	0	0
Baldwin	0	0	0.00	1	0	0	0	0	0.1	1	0	0	0	0
Kintzler	0	0	1.35	1	1	0	0	0	6.2	4	1	1	2	1
Jackson	0	0	2.84	2	0	0	0	0	6.1	2	2	2	2	6
Bay	1	0	3.52	1	1	0	0	0	7.2	5	3	3	2	7
Michael	0	0	6.75	2	0	0	0	0	1.1	2	1	1	1	0
Pease	0	1	8.31	2	1	0	0	0	4.1	6	4	4	1	4
Beuning	0	1	9.00	3	0	0	0	1	5.0	6	5	5	1	1
Walker	0	1	13.50	1	1	0	0	0	3.1	8	5	5	1	3
TOTALS	1	3	5.40	4	4	0	0	1	35.0	35	21	21	10	22

2008 Northern League Semi Final

Game 1 – Tuesday, September 2nd at Gary SouthShore

Winnipeg 010 200 010 4
 Gary SouthShore 220 120 00x 7
 W–Lewis L–Walker SV–Misawa

Game 2 – Wednesday, September 3rd at Gary SouthShore

Winnipeg 202 000 102 7
 Gary SouthShore 000 010 032 6
 W–Bay L–Plexico SV–Beuning

Game 3 – Friday, September 5th at Winnipeg

Gary SouthShore 002 200 010 5
 Winnipeg 000 020 000 2
 W–Cogan L–Pease

Game 4 – Saturday, September 6th at Winnipeg

Gary SouthShore 000 010 002 3
 Winnipeg 000 002 000 2
 W–Cook L–Beuning SV–Misawa

2009 NORTHERN LEAGUE PLAYOFFS (2-3)

- LOST Northern League Division Series vs. Fargo-Moorhead RedHawks (2-3)

PLAYER	AVG	G	AB	R	H	2B	3B	HR	RBI	BB	SO	SB
Diaz	0.500	5	12	4	6	0	0	2	2	10	0	0
Ehlers	0.333	5	18	3	6	1	0	3	5	0	2	0
Patton	0.333	5	24	5	8	2	0	1	1	1	6	0
West	0.333	5	18	4	6	1	0	2	4	4	3	1
Frost	0.286	2	7	0	2	0	0	0	0	0	0	0
Metheny	0.286	5	21	2	6	1	0	0	1	0	1	1
Asanovich	0.273	5	22	3	6	3	0	1	3	1	6	1
Harrison	0.250	5	20	2	5	1	0	0	4	2	4	0
Minicozzi	0.200	3	10	1	2	0	0	0	1	2	4	0
Brown	0.150	5	20	1	3	1	0	1	2	1	7	0
Richardson	0.000	1	3	0	0	0	0	0	0	0	1	0
TOTALS	0.286	5	175	25	50	10	0	10	23	21	34	3

PITCHER	W	L	ERA	G	GS	CG	SHO	SV	IP	H	R	ER	BB	SO
Cruse	1	0	0.00	1	1	1	1	0	9.0	4	0	0	4	5
Homer	0	0	0.00	2	0	0	0	0	0.2	1	0	0	1	2
Baldwin	0	0	0.00	2	0	0	0	0	4.2	3	1	0	0	3
Thomas	0	1	0.00	2	0	0	0	0	3.2	3	2	0	1	6
Stewart	0	0	4.50	3	0	0	0	0	4.0	6	2	2	2	5
Bay	1	1	4.63	2	2	0	0	0	11.2	8	7	6	5	7
Walker	0	1	4.76	1	1	0	0	0	5.2	8	3	3	2	4
Pulsipher	0	0	8.53	2	1	0	0	0	6.1	8	8	6	5	4
TOTALS	2	3	3.35	5	5	1	1	0	45.2	41	23	17	20	36

2009 Northern League Division Series

Game 1 – Wednesday, September 2nd at Fargo-Moorhead

Winnipeg 102 000 400 7
 Fargo-Moorhead 001 100 010 3
 W–Bay L–Icenogle

Game 2 – Thursday, September 3rd at Fargo-Moorhead

Winnipeg 010 111 300 1 8
 Fargo-Moorhead 101 200 300 2 9
 W–Lavigne L–Thomas

Game 3 – Friday, September 4th at Winnipeg

Fargo-Moorhead 000 000 000 0
 Winnipeg 201 200 00x 5
 W–Cruse L–Weitzman

Game 4 – Saturday, September 5th at Winnipeg

Fargo-Moorhead 200 010 000 3
 Winnipeg 100 001 000 2
 W–Hauer L–Walker SV–Lavigne

Game 5 – Sunday, September 6th at Winnipeg

Fargo-Moorhead 000 206 000 8
 Winnipeg 100 200 000 3
 W–Fellman L–Bay

2011 AMERICAN ASSOCIATION PLAYOFFS (2-3)

- LOST American Association Division Series vs. St. Paul Saints (2-3)

PLAYER	AVG	G	AB	R	H	2B	3B	HR	RBI	BB	SO	SB
Weber	0.455	5	22	1	10	4	0	0	3	3	0	0
Kendall	0.409	5	22	3	9	1	0	0	4	2	1	0
Lentini	0.333	5	21	3	7	1	0	0	2	1	1	1
Myrow	0.261	5	23	3	6	2	0	0	1	1	5	0
Ott	0.250	5	20	2	5	0	1	0	2	2	4	0
Long	0.217	5	23	4	5	0	0	1	3	1	2	1
Kaiser	0.200	5	20	3	4	0	0	0	0	3	4	1
Alen	0.200	5	20	0	4	0	0	0	3	4	0	1
Carpenter	0.182	4	11	0	2	1	0	0	0	0	1	0
Bass	0.100	3	10	0	1	0	0	0	0	0	2	0
TOTALS	0.276	5	192	19	53	9	1	1	18	17	20	4

PITCHER	W	L	ERA	G	GS	CG	SHO	SV	IP	H	R	ER	BB	SO
Hartssock	1	0	0.00	2	0	0	0	0	3.2	2	1	0	2	2
Cook	0	0	0.00	5	0	0	0	0	4.0	1	0	0	1	3
Baldwin	0	1	0.00	4	0	0	0	0	3.1	2	1	0	0	1
Salamida	0	0	1.23	2	1	0	0	0	7.1	4	1	1	0	4
Vermilyea	1	1	1.69	3	0	0	0	1	5.1	3	1	1	6	2
Villarreal	0	0	3.38	1	1	0	0	0	5.1	6	2	2	2	3
Walker	0	0	3.75	2	2	0	0	0	12.0	10	5	5	3	5
Hess	0	0	9.64	1	1	0	0	0	4.2	9	5	5	1	1
Thomas	0	1	27.00	3	0	0	0	0	2.0	4	7	6	3	2
TOTALS	2	3	3.78	5	5	0	0	1	47.2	41	23	20	18	23

2011 American Association Division Series

Game 1 – Thursday, September 1st at Winnipeg

St. Paul	000	000	110	0	2
Winnipeg	001	000	100	1	3

W–Vermilyea L–DePaula

Game 2 – Friday, September 2nd at Winnipeg

St. Paul	014	000	001	6	12
Winnipeg	020	101	101	0	6

W–Walker L–Thomas

Game 3 – Saturday, September 3rd at St. Paul

Winnipeg	000	000	010	00	1
St. Paul	000	000	100	01	2

W–DePaula L–Vermilyea

Game 4 – Sunday, September 4th at St. Paul

Winnipeg	101	000	021	5
St. Paul	000	011	000	2

W–Hartssock L–Foster SV–Vermilyea

Game 5 – Monday, September 5th at St. Paul

Winnipeg	100	200	001	4
St. Paul	300	001	001	5

W–Walker L–Baldwin

2012 AMERICAN ASSOCIATION PLAYOFFS (6-0)

- WON American Association Division Series vs. Fargo-Moorhead RedHawks (3-0)
- WON American Association Championship Series vs. Wichita Wingnuts (3-0)

PLAYER	AVG	G	AB	R	H	2B	3B	HR	RBI	BB	SO	SB
Ramon	0.476	6	21	4	10	2	0	2	9	2	3	0
Mazzola	0.400	6	20	7	8	2	0	2	6	5	8	0
Roberson	0.320	6	25	0	8	3	0	0	4	1	6	2
Coles	0.300	6	20	5	6	1	0	0	2	3	2	1
Canizares	0.273	6	22	6	6	2	0	1	1	4	2	0
Alen	0.238	6	21	3	5	1	0	0	4	2	2	1
Kendall	0.200	6	25	3	5	0	0	0	1	3	3	0
de Caster	0.160	6	25	3	4	0	0	1	1	1	3	0
Day	0.095	6	21	2	2	1	0	0	3	0	9	0
TOTALS	0.270	6	200	33	54	12	0	6	31	21	38	4

PITCHER	W	L	ERA	G	GS	CG	SHO	SV	IP	H	R	ER	BB	SO
Allen	0	0	0.00	5	0	0	0	0	3.1	0	0	0	1	4
Van Leur	0	0	0.00	2	0	0	0	0	0.1	0	0	0	1	0
Baldwin	1	0	0.00	5	0	0	0	0	2.1	1	0	0	0	5
Beuning	1	0	0.77	6	0	0	0	4	11.2	7	1	1	2	7
Rusch	2	0	2.08	2	2	0	0	0	13.0	13	4	3	2	9
Walker	1	0	3.86	2	2	0	0	0	11.2	12	5	5	10	5
Salamida	1	0	4.26	2	2	0	0	0	12.2	12	6	6	2	12
TOTALS	6	0	2.46	6	6	0	0	4	55.0	45	16	15	18	42

2012 American Association Division Series

Game 1 – Wednesday, September 5th at Fargo-Moorhead

Winnipeg	001	000	201	4
Fargo-Moorhead	200	000	000	2
W–Walker L–Herron SV–Beuning				

Game 2 – Thursday, September 6th at Fargo-Moorhead

Winnipeg	000	000	230	5
Fargo-Moorhead	000	003	000	3
W–Baldwin L–Boleska SV–Beuning				

Game 3 – Friday, September 7th at Winnipeg

Fargo-Moorhead	100	000	000	1
Winnipeg	000	400	00x	4
W–Rusch L–Burnside SV–Beuning				

2012 American Association Championship Series

Game 1 – Tuesday, September 11th at Winnipeg

Wichita	002	010	010	0	4
Winnipeg	011	001	010	1	5
W–Beuning L–Dew					

Game 2 – Wednesday, September 12th at Winnipeg

Wichita	030	000	000	3	
Winnipeg	101	003	02x	7	
W–Salamida L–Hinson SV–Beuning					

Game 3 – Friday, September 14th at Wichita

Winnipeg	050	000	300	8	
Wichita	010	200	000	3	
W–Rusch L–Blacksher					

2014 AMERICAN ASSOCIATION PLAYOFFS (2-3)

- LOST American Association Division Series vs. Lincoln Saltdogs (2-3)

PLAYER	AVG	G	AB	R	H	2B	3B	HR	RBI	BB	SO	SB
Webb	0.533	5	15	4	8	1	0	2	3	4	3	1
Alen	0.412	5	17	0	7	1	0	0	2	1	2	0
Abercrombie	0.400	5	20	5	8	1	1	0	1	0	5	3
Bond	0.381	5	21	2	8	1	1	0	0	3	3	0
Kuhn	0.333	5	21	0	7	2	0	0	2	1	2	0
Haerther	0.318	5	22	2	7	0	0	1	2	1	2	0
Blackwood	0.273	5	22	3	6	1	0	1	1	1	4	0
Pineda	0.167	5	18	0	3	0	0	0	1	1	5	0
Mazzola	0.105	5	19	1	2	0	0	1	4	1	7	1
Guida	0.000	2	2	0	0	0	0	0	0	0	0	0
TOTALS	0.316	5	177	17	56	7	2	5	16	13	33	5

PITCHER	W	L	ERA	G	GS	CG	SHO	SV	IP	H	R	ER	BB	SO
Downing	0	0	0.00	1	0	0	0	0	0.2	0	0	0	0	1
Sewitt	0	0	0.00	2	0	0	0	0	1.2	3	0	0	1	2
Lafferty	1	0	0.00	4	0	0	0	1	5.0	4	0	0	1	4
Kissock	0	0	0.00	1	0	0	0	1	1.0	0	0	0	0	2
Bollinger	0	0	0.00	1	0	0	0	0	3.0	2	0	0	1	1
Hollingsworth	0	1	3.68	2	1	0	0	0	7.1	11	3	3	2	1
Salamida	1	1	3.68	2	2	0	0	0	14.2	16	6	6	4	15
Hernandez	0	0	5.40	1	1	0	0	0	5.0	7	6	3	2	7
Fowler	0	0	9.00	1	0	0	0	0	2.0	1	2	2	2	1
Aguilar	0	0	9.00	2	0	0	0	0	1.0	0	1	1	1	0
Jackson	0	1	20.25	1	1	0	0	0	2.2	8	6	6	2	2
TOTALS	2	3	4.30	5	5	0	0	2	44.0	52	24	21	16	36

2014 American Association Division Series

Game 1 – Wednesday, September 3rd at Winnipeg

Lincoln 400 000 000 4
 Winnipeg 013 020 00x 6
 W–Salamida L–Bisenius SV–Lafferty

Game 2 – Thursday, September 4th at Winnipeg

Lincoln 011 010 000 3
 Winnipeg 000 000 110 2
 W–Fleming L–Hollingsworth SV–Schuler

Game 3 – Saturday, September 6th at Lincoln

Winnipeg 101 003 100 1 7
 Lincoln 004 020 000 0 6
 W–Lafferty L–Barham SV–Kissock

Game 4 – Sunday, September 7th at Lincoln

Winnipeg 000 010 010 2
 Lincoln 024 030 00x 9
 W–Green L–Jackson

Game 5 – Monday, September 8th at Lincoln

Winnipeg 000 000 000 0
 Lincoln 002 000 000 2
 W–Bisenius L–Salamida

2016 AMERICAN ASSOCIATION PLAYOFFS (6-4)

- WON American Association Division Series vs. St. Paul Saints (3-2)
- WON American Association Championship Series vs. Wichita Wingnuts (3-2)

PLAYER	AVG	G	AB	R	H	2B	3B	HR	RBI	BB	SO	SB
Rohm	0.436	10	39	4	17	2	0	0	2	3	7	0
Cabrera	0.375	10	40	8	15	1	0	0	5	6	7	0
Grider	0.308	10	39	8	12	4	0	1	2	1	9	1
Heisler	0.302	10	43	8	13	6	0	0	2	8	7	1
Gonzalez	0.289	10	38	6	11	1	0	1	5	5	5	4
Romanski	0.282	10	39	3	11	2	0	1	7	3	8	1
Darvill	0.270	10	37	2	10	1	0	0	3	4	4	1
Abercrombie	0.262	10	42	6	11	1	0	3	11	3	7	2
Tanabe	0.135	10	37	2	5	2	0	0	5	1	7	0
Murphy	0.000	0	0	0	0	0	0	0	0	0	0	0
Rogers	0.000	0	1	0	0	0	0	0	0	0	1	0
Hoopii-Haslam	0.000	0	0	0	0	0	0	0	0	0	0	0
TOTALS	0.296	10	355	47	105	20	0	6	42	34	62	10

PITCHER	W	L	ERA	G	GS	CG	SHO	SV	IP	H	R	ER	BB	SO
Shimo	0	0	0.00	1	0	0	0	0	0.0	2	1	1	1	0
Tasin	0	0	0.00	1	0	0	0	0	1.0	1	0	0	0	1
Eadington	0	0	1.08	6	0	0	0	0	8.1	4	3	1	4	10
Abreu	0	0	1.59	5	0	0	0	4	5.2	3	1	1	2	13
Capellan	1	0	1.86	9	0	0	0	0	9.2	11	4	2	2	15
Carl	3	0	2.60	4	3	0	0	0	17.1	16	5	5	7	20
McGovern	1	1	3.44	3	3	0	0	0	18.1	17	8	7	10	18
O'Brien	1	2	3.44	3	3	0	0	0	18.1	11	8	7	10	15
McVey	0	0	7.36	3	0	0	0	0	3.2	2	3	3	2	3
von Schamann	0	0	9.64	2	1	0	0	0	4.2	13	5	5	1	4
Anderson	0	1	18.00	2	0	0	0	0	1.0	3	2	2	0	0
TOTALS	6	4	3.48	10	10	0	0	4	88.0	83	40	34	39	99

2016 American Association Division Series

Game 1 – Thursday, September 8th at Winnipeg

St. Paul 001 000 000 1
 Winnipeg 000 000 000 0
 W–Hamburger L–O'Brien SV–Rodebaugh

Game 2 – Friday, September 9th at Winnipeg

St. Paul 100 021 030 7
 Winnipeg 600 020 01x 9
 W–Carl L–Coe SV–Abreu

Game 3 – Saturday, September 10th at St. Paul

Winnipeg 000 020 000 2
 St. Paul 000 000 021 3
 W–Rodebaugh L–Anderson

Game 4 – Sunday, September 11th at St. Paul

Winnipeg 000 400 001 5
 St. Paul 100 300 000 4
 W–Capellan L–Rodebaugh SV–Abreu

Game 5 – Monday, September 12th at St. Paul

Winnipeg 102 000 000 3
 St. Paul 000 000 001 1
 W–O'Brien L–Hamburger SV–Abreu

2016 American Association Championship Series

Game 1 – Wednesday, September 14th at Winnipeg

Wichita 000 000 000 0
 Winnipeg 020 001 11x 5
 W–Carl L–Brown

Game 2 – Thursday, September 15th at Winnipeg

Wichita 012 103 101 9
 Winnipeg 001 001 000 2
 W–Boshers L–McGovern

Game 3 – Saturday, September 17th at Wichita

Winnipeg 040 000 010 5
 Wichita 500 020 00x 7
 W–Medina L–O'Brien SV–Reed

Game 4 – Sunday, September 18th at Wichita

Winnipeg 400 010 000 5
 Wichita 000 103 000 4
 W–Carl L–Kane SV–Abreu

Game 5 – Monday, September 19th at Wichita

Winnipeg 220 100 321 11
 Wichita 000 000 220 4
 W–McGovern L–Boshers

2017 AMERICAN ASSOCIATION PLAYOFFS (6-3)

- WON American Association Division Series vs. Lincoln Saltdogs (3-1)
- WON American Association Championship Series vs. Wichita Wingnuts (3-2)

PLAYER	AVG	G	AB	R	H	2B	3B	HR	RBI	BB	SO	SB
Rohm	0.390	9	41	6	16	1	0	0	6	1	4	0
Darvill	0.371	9	35	7	13	2	1	0	3	3	5	1
Bergin	0.300	9	40	7	12	2	0	3	10	2	8	0
Pleffner	0.297	9	37	8	11	2	1	1	7	5	9	0
Turgeon	0.275	9	40	5	11	1	0	1	6	7	5	1
Romanski	0.263	9	38	8	10	0	0	0	1	7	6	0
Sohn	0.258	8	31	5	8	2	0	1	6	2	11	0
Abercrombie	0.244	9	41	7	10	4	0	2	10	2	12	1
Katz	0.207	9	29	6	6	2	0	2	8	5	6	0
DeVinny	0.000	1	1	0	0	0	0	0	0	0	0	0
Ebert	0.000	4	6	1	0	0	0	0	0	1	2	0
TOTALS	0.286	9	339	60	97	16	2	10	57	35	68	3

PITCHER	W	L	ERA	G	GS	CG	SHO	SV	IP	H	R	ER	BB	SO
Rutckyj	0	0	0.00	4	0	0	0	0	2.0	0	0	0	0	3
Carl	2	0	2.35	4	2	0	0	0	15.1	14	4	4	6	11
Lambson	1	0	2.57	6	0	0	0	0	7.0	5	2	2	0	10
Capellan	0	1	3.72	8	0	0	0	0	9.2	8	4	4	5	13
Chaffee	1	0	3.86	5	0	0	0	1	4.2	5	3	2	2	4
McGovern	0	0	6.00	3	3	0	0	0	15.0	17	10	10	5	18
Rosario	1	1	6.28	3	3	0	0	0	14.1	16	11	10	6	12
O'Brien	0	1	7.00	3	1	0	0	0	9.0	10	7	7	7	11
Dodson	1	0	7.27	3	0	0	0	0	8.2	16	7	7	2	6
Mathews	0	0	13.50	2	0	0	0	0	1.1	4	3	2	1	3
TOTALS	6	3	4.97	9	9	0	0	1	87.0	95	51	48	34	91

2017 American Association Division Series

Game 1 – Wednesday, September 6th at Lincoln

Winnipeg	000	004	010	5
Lincoln	011	110	000	4
W–Lambson L–Bunda SV–Chaffee				

Game 2 – Thursday, September 7th at Lincoln

Winnipeg	000	000	000	0
Lincoln	552	000	01x	13
W–Gordon L–O'Brien				

Game 3 – Saturday, September 9th at Winnipeg

Lincoln	000	002	000	2
Winnipeg	300	030	00x	6
W–Rosario L–Parry				

Game 4 – Sunday, September 10th at Winnipeg

Lincoln	003	110	103	9
Winnipeg	040	004	002	10
W–Chaffee L–Wagner				

2017 American Association Championship Series

Game 1 – Wednesday, September 13th at Wichita

Winnipeg	003	202	000	7
Wichita	150	030	03x	12
W–Gutierrez L–Rosario				

Game 2 – Thursday, September 14th at Wichita

Winnipeg	000	051	001	7
Wichita	010	000	000	1
W–Carl L–Boshers				

Game 3 – Sunday, September 17th at Winnipeg

Wichita	000	011	030	5
Winnipeg	200	100	000	3
W–Goossen-Brown L–Capellan SV–Kussmaul				

Game 4 – Monday, September 18th at Winnipeg

Wichita	002	001	000	000	000	00	3
Winnipeg	020	000	001	000	000	01	4
W–Dodson L–Kane							

Game 5 – Wednesday, September 20th at Winnipeg

Wichita	000	000	200	2
Winnipeg	090	501	03x	18
W–Carl L–Brown				

PLAYOFF INDIVIDUAL CAREER RECORDS

BATTING

BATTING AVERAGE (min. 30 AB)

.432	Dwayne Hosey.....	1999
.413	David Rohm.....	2016-17
.400	Kevin West.....	2008-09
.389	Tony Mitchell.....	1997
.375	Willie Cabrera.....	2016

GAMES PLAYED

48	Max Poulin.....	2001-03, 2006-08
45	Brent Sachs.....	1999, 2001-03
33	Brian Duva.....	1995-2000
27	Chris Kokinda.....	1996-99
26	Ryan Robertson.....	2001-02

AT BATS

183	Brent Sachs.....	1999, 2001-03
160	Max Poulin.....	2001-03, 2006-08
136	Brian Duva.....	1995-2000
105	Chris Kokinda.....	1996-99
103	Reggie Abercrombie.....	2014, 2016-17

RUNS

32	Brent Sachs.....	1999, 2001-03
20	Chris Kokinda.....	1996-99
19	Max Poulin.....	2001-03, 2006-08
18	Brian Duva.....	1995-2000
18	Reggie Abercrombie.....	2014, 2016-17

HITS

49	Brent Sachs.....	1999, 2001-03
37	Chris Kokinda.....	1996-99
34	Max Poulin.....	2001-03, 2006-08
33	Brian Duva.....	1995-2000
33	David Rohm.....	2016-17

DOUBLES

9	Brent Sachs.....	1999, 2001-03
7	Chris Kokinda.....	1996-99
6	Max Poulin.....	2001-03, 2006-08
6	Harry Berrios.....	2002-03
6	Adam Heisler.....	2016
6	Reggie Abercrombie.....	2014, 2016-17

TRIPLES

5	Max Poulin.....	2001-03, 2006-08
3	Brent Sachs.....	1999, 2001-03
2	Corey Stang.....	2006-07
2	Demetrius Heath.....	2008
1	(14 players)	

HOME RUNS

5	Tony Mitchell.....	1997
5	Harry Berrios.....	2002-03
5	Reggie Abercrombie.....	2014, 2016-17
4	Brent Sachs.....	1999, 2001-03
4	Carmine Cappuccio.....	2001
4	A.J. Leday.....	2001

RBI

24	Brent Sachs.....	1999, 2001-03
22	Reggie Abercrombie.....	2014, 2016-17
18	Max Poulin.....	2001-03, 2006-08
16	Chris Kokinda.....	1996-99
14	Brian Duva.....	1995-2000

WALKS

14	Chris Kokinda.....	1996-99
13	Brent Sachs.....	1999, 2001-03
13	Ryan Robertson.....	2001-02
11	Brian Duva.....	1995-2000
10	Juan Diaz.....	2009
10	Josh Romanski.....	2016-17

STRIKEOUTS

37	Max Poulin.....	2001-03, 2006-08
36	Brent Sachs.....	1999, 2001-03
24	Reggie Abercrombie.....	2014, 2016-17
21	Brent Watts.....	1995-98
15	(three players)	

STOLEN BASES

8	Brian Duva.....	1995-2000
7	Fehlandt Lentini.....	2006-08, 2011
6	Reggie Abercrombie.....	2014, 2016-17
4	Brent Sachs.....	1999, 2001-03
4	Maikol Gonzalez.....	2016

PITCHING

WINS

5	Edwin Carl.....	2016-17
4	Rick Forney.....	1997-1999
3	Jeff Keppen.....	1999-2001
3	Shawn Onley.....	1999, 2001
2	(eight players)	

LOSSES

4	Rafael Gross.....	2001-2003
3	Mikey O'Brien.....	2016-17
2	(eight players)	

ERA (min. 20.0 IP)

1.74	Geraldo Padua.....	2002
1.93	Bobby Madritsch.....	2002
1.93	Denny Wagner.....	2002
2.48	Edwin Carl.....	2016-17
3.15	Roger Luque.....	2003

GAMES

23	Donnie Smith.....	1998, 2000-2003, 2006
17	Victor Capellan.....	2016-17
13	Brian Beuning.....	2007-08, 2012
12	Dan Guehne.....	1996-99
12	Zach Baldwin.....	2008-09, 2011-12

GAMES STARTED

8	Jeff Keppen.....	1999-2001
7	Rick Forney.....	1997-99
7	Rafael Gross.....	2001-03
6	Ace Walker.....	2008-09, 2011-12
6	Kevin McGovern.....	2016-17

SAVES

5	Brian Beuning.....	2007-08, 2012
4	Winston Abreu.....	2016
3	Steve Thomas.....	2001
2	Donnie Smith.....	1998, 2000-03, 2006
2	Jake Viano.....	1999
2	Heath McMurray.....	2003

INNINGS PITCHED

57.1	Jeff Keppen.....	1999-2001
43.2	Rick Forney.....	1997-99
39.1	Shawn Onley.....	1999, 2001
36.2	Rafael Gross.....	2001-03
34.2	Chris Salamina.....	2011-12, 2014

HITS ALLOWED

57	Jeff Keppen.....	1999-2001
----	------------------	-----------

RUNS ALLOWED

37	Rafael Gross.....	2001-03
----	-------------------	---------

EARNED RUNS ALLOWED

37	Rafael Gross.....	2001-03
----	-------------------	---------

STRIKEOUTS

51	Jeff Keppen.....	1999-2001
36	Kevin McGovern.....	2016-17
35	Bobby Madritsch.....	2002
34	Rick Forney.....	1997-99
31	Chris Salamina.....	2011-2012, 2014
31	Edwin Carl.....	2016-17

WALKS

23	Jeff Keppen.....	1999-2001
20	Rick Forney.....	1997-99
17	Mikey O'Brien.....	2016-17
16	Ace Walker.....	2008-09, 2011-12
15	Kevin McGovern.....	2016-17

PLAYOFF INDIVIDUAL SINGLE-GAME RECORDS

BATTING

AT BATS.....	7	Andrew Sohn* (September 18, 2017 vs. Wichita)
RUNS.....	4	Shawn Pleffner (September 20, 2017 vs. Wichita)
HITS.....	5	Harry Berrios (September 9, 2002 at Lincoln)
DOUBLES.....	2	Andrew Sohn* (September 14, 2017 at Wichita)
TRIPLES.....	1	Shawn Pleffner* (September 20, 2017 vs. Wichita)
HOME RUNS.....	2	Reggie Abercrombie* (September 14, 2017 at Wichita)
RBI.....	7	Reggie Abercrombie (September 19, 2016 at Wichita)
TOTAL BASES.....	10	Shawn Pleffner* (September 20, 2017 vs. Wichita)
WALKS.....	3	Josh Romanski* (September 6, 2017 at Lincoln)
STRIKEOUTS.....	4	Andrew Sohn* (September 18, 2017 vs. Wichita)
STOLEN BASES.....	3	Reggie Abercrombie (September 3, 2014 vs. Lincoln)
CAUGHT STEALING.....	2	Brent Sachs (September 4, 2002 vs. Lincoln)
ERRORS.....	2	Wes Darvill* (September 19, 2016 at Wichita)

PITCHING

HITS ALLOWED.....	12	Zack Dodson (September 7, 2017 at Lincoln)
RUNS ALLOWED.....	8	Rafael Gross (September 6, 2001 vs. Fargo-Moorhead)
EARNED RUNS ALLOWED.....	8	Rafael Gross (September 6, 2001 vs. Fargo-Moorhead)
HOME RUNS ALLOWED.....	3	Brent Franklin (September 21, 2001 vs. Lincoln)
STRIKEOUTS.....	12	Bobby Madritsch* (September 13, 2002 at Sioux City)
WALKS.....	7	Rayon Reid* (September 7, 1998 vs. Fargo-Moorhead)
WILD PITCHES.....	4	Mikey O'Brien (September 8, 2016 vs. St. Paul)
HIT BATSMEN.....	3	Mikey O'Brien (September 17, 2016 at Wichita)
FEWEST HITS ALLOWED (CG).....	3	Bobby Madritsch (September 9, 2002 at Lincoln)

**Indicates the record accomplished multiple times. The most recent player is listed.*

AMERICAN ASSOCIATION CLASSIFICATION LEVELS

The American Association defines one **YEAR OF SERVICE** as at least 75 at bats or 30.0 innings pitched in a National Association or independent league or leagues in any one season prior to the present calendar year.

For independent, short-season, or rookie level service, the first two years equals one National Association year. For foreign players, the classification will be determined by the league office.

ROOKIE: a player with less than one year of service.
LS-1: a player with less than two years of service.
LS-2: a player with less than three years of service.
LS-3: a player with less than four years of service.
LS-4: a player with less than five years of service.
LS-5: a player with less than six years of service.
VETERAN: a player with six or more years of service.

If a player has six or more years of service, but has not reached the age of 27 by September 1st of that season, he will be considered an LS-4. If a player with six or more years of service has not reached the age of 25 by September 1st of that season, he will be considered an LS-3.

AMERICAN ASSOCIATION ROSTER RULES

For the 2020 season, American Association clubs may carry 23 players on their active roster. The minimum number of players a team may carry is 19. Of the 23 active players, a maximum of 11 can be classified as LS-4. Of the 11 LS-4 or "experienced" spots, a maximum of seven may be LS-5. Of the seven LS-5 spots available, a maximum of five may be classified as VETERANS.

Of the remaining 11 roster spots, at least five must be classified as ROOKIES. The remaining six roster spots can be made up of any combination of players classified as LS-1, LS-2, or LS-3.

If a team carries 22 active players, at least four players must be classified as ROOKIES. If a team carries 21 active players, at least three players must be classified as ROOKIES. There is no minimum roster requirement for players classified LS-1 or above.

Each club may place up to two players on the DISABLED LIST. A player on the DISABLED LIST must remain there for at least seven days from his last game played prior to being re-activated.

Each club may also place up to two players on the INACTIVE LIST. A player must remain on the INACTIVE LIST for at least 30 days from his last game played before being re-activated.

As a result of the COVID-19 Pandemic, the American Association will waive its classification restrictions for the 2020 season.

PLAYOFF TEAM SINGLE-GAME RECORDS

BATTING

RUNS.....	18	September 20, 2017 vs. Wichita
RUNS (home).....	18	September 20, 2017 vs. Wichita
RUNS (road).....	16	September 7, 1994 at Sioux City
RUNS (both teams).....	22	September 20, 2001 vs. Lincoln (WIN 16, LIN 6)
RUNS (both teams, home).....	22	September 20, 2001 vs. Lincoln (WIN 16, LIN 6)
RUNS (both teams, road).....	19	September 13, 2017 at Wichita (WIN 7, WIC 12)
HITS.....	21	September 7, 1994 at Sioux City
HITS (home).....	*18	September 20, 2017 vs. Wichita
HITS (road).....	21	September 7, 1994 at Sioux City
HITS (both teams).....	*30	September 25, 2001 at New Jersey (WIN 15, NJ 15)
HITS (both teams, home).....	30	September 9, 2001 vs. Fargo-Moorhead (WIN 18, FAR 12)
HITS (both teams, road).....	30	September 25, 2001 at New Jersey (WIN 15, NJ 15)
DOUBLES.....	5	September 20, 2001 vs. Lincoln
DOUBLES (both teams).....	9	September 7, 1994 at Sioux City (WIN 4, SC 5)
TRIPLES.....	*1	September 20, 2017 vs. Wichita
TRIPLES (both teams).....	*2	September 9, 2007 at Gary SouthShore (WIN 0, GAR 2)
HOME RUNS.....	4	September 3, 2009 at Fargo-Moorhead
HOME RUNS (both teams).....	*6	September 10, 2017 vs. Lincoln (WIC 1, LIN 5)
WALKS.....	11	September 6, 1998 vs. Fargo-Moorhead
WALKS (both teams).....	19	September 6, 1998 vs. Fargo-Moorhead (WIN 11, FAR 8)
STRIKEOUTS.....	17	September 18, 2017 vs. Wichita
STRIKEOUTS (both teams).....	34	September 6, 1998 vs. Fargo-Moorhead (WIN 19, FAR 15)
STOLEN BASES.....	4	September 5, 2007 vs. Gary SouthShore
STOLEN BASES (both teams).....	7	September 7, 1998 vs. Fargo-Moorhead (WIN 3, FAR 4)
CAUGHT STEALING.....	2	September 6, 2012 at Fargo-Moorhead
CAUGHT STEALING (both teams).....	4	September 6, 1997 at Fargo-Moorhead (WIN 1, FAR 3)
ERRORS.....	6	September 20, 2001 vs. Lincoln
ERRORS (opposition).....	5	September 6, 1999 at Sioux City
ERRORS (both teams).....	8	September 20, 2001 vs. Lincoln (WIN 6, LIN 2)
RUNNERS LEFT ON BASE.....	*15	September 17, 2016 at Wichita
RUNNERS LEFT ON BASE (both teams).....	29	September 18, 2017 vs. Wichita (WIN 13, WIC 16)
FEWEST RUNS.....	*0	September 7, 2017 at Lincoln
FEWEST RUNS (home).....	*0	September 8, 2016 vs. St. Paul
FEWEST RUNS (road).....	*0	September 7, 2017 at Lincoln
FEWEST RUNS (both teams).....	1	September 8, 2016 vs. St. Paul (WIN 0, STP 1)
FEWEST RUNS (both teams, home).....	1	September 8, 2016 vs. St. Paul (WIN 0, STP 1)
FEWEST RUNS (both teams, road).....	2	September 8, 2014 at Lincoln (WIN 0, LIN 2)
FEWEST HITS.....	*2	September 10, 2003 at Fargo-Moorhead
FEWEST HITS (home).....	2	September 9, 1995 vs. St. Paul
FEWEST HITS (road).....	2	September 10, 2003 at Fargo-Moorhead
FEWEST HITS (both teams).....	7	September 5, 2006 at Fargo-Moorhead (WIN 6, FAR 1)
FEWEST HITS (both teams, home).....	10	September 8, 2006 vs. Fargo-Moorhead (WIN 4, FAR 6)
FEWEST HITS (both teams, road).....	7	September 5, 2006 at Fargo-Moorhead (WIN 6, FAR 1)

**Indicates record has been accomplished multiple times. The most recent playoff series is listed.*

PLAYOFF TEAM SINGLE-GAME RECORDS (cont.)

PITCHING

RUNS ALLOWED.....	13	September 7, 2017 at Lincoln
RUNS ALLOWED (home)....	12	September 13, 2003 vs. Fargo-Moorhead
RUNS ALLOWED (road)	13	September 7, 2017 at Lincoln
HITS ALLOWED.....	18	September 5, 2001 vs. Fargo-Moorhead
HITS ALLOWED (home).....	18	September 5, 2001 vs. Fargo-Moorhead
HITS ALLOWED (road)	17	September 7, 2017 at Lincoln
DOUBLES ALLOWED.....	5	September 5, 2000 vs. Fargo-Moorhead
TRIPLES ALLOWED.....	2	September 9, 2007 at Gary SouthShore
HOME RUNS ALLOWED	5	September 10, 2017 vs. Lincoln
WALKS ALLOWED	11	September 20, 2002 at New Jersey
STRIKEOUTS	19	September 6, 1998 vs. Fargo-Moorhead
STOLEN BASES (opposition)	5	September 6, 1996 at Fargo-Moorhead
CAUGHT STEALING (opposition)	3	September 6, 1997 at Fargo-Moorhead
RUNNERS LEFT ON BASE (opposition)	16	September 18, 2017 vs. Wichita
FEWEST RUNS ALLOWED	*0	September 4, 2009 vs. Fargo-Moorhead
FEWEST RUNS ALLOWED (home)....	0	September 4, 2009 vs. Fargo-Moorhead
FEWEST RUNS ALLOWED (away)	0	September 5, 2006 at Fargo-Moorhead
FEWEST HITS ALLOWED	1	September 5, 2006 at Fargo-Moorhead
FEWEST HITS ALLOWED (home)	4	September 4, 2009 vs. Fargo-Moorhead
FEWEST HITS ALLOWED (road).....	1	September 5, 2006 at Fargo-Moorhead

MISCELLANEOUS

Largest Margin of Victory.....	16	September 20, 2017 vs. Wichita (18-2 W)
Largest Margin of Victory (home).....	16	September 20, 2017 vs. Wichita (18-2 W)
Largest Margin of Victory (road)	15	September 7, 1994 at Sioux City (16-1 W)
Largest Margin of Defeat	13	September 7, 2017 at Lincoln (13-0 L)
Largest Margin of Defeat (home).....	10	September 13, 2003 vs. Fargo-Moorhead (12-2 L)
Largest Margin of Defeat (road).....	13	September 7, 2017 at Lincoln (13-0 L)

PLAYOFF TEAM SINGLE-INNING RECORDS

RUNS.....	9	September 20, 2017 vs. Wichita
RUNS ALLOWED.....	7	September 25, 2001 at New Jersey
HITS.....	*8	September 20, 2017 vs. Wichita
HITS ALLOWED.....	6	September 10, 2002 vs. Sioux City
DOUBLES.....	3	September 9, 1997 vs. Duluth-Superior
DOUBLES ALLOWED.....	2	September 5, 2008 vs. Gary SouthShore
TRIPLES.....	*1	September 20, 2017 vs. Wichita
TRIPLES ALLOWED.....	2	September 5, 1998 at Fargo-Moorhead
HOME RUNS	*2	September 14, 2017 at Wichita
HOME RUNS ALLOWED	2	September 10, 2002 vs. Sioux City
WALKS	*4	September 10, 2017 vs. Lincoln
WALKS ALLOWED	*3	September 11, 2016 at St. Paul
STOLEN BASES	3	September 6, 2006 at Fargo-Moorhead
STOLEN BASES ALLOWED	2	September 5, 2008 vs. Gary SouthShore

PLAYOFF TEAM SERIES RECORDS

THREE-GAME PLAYOFF SERIES

MOST RUNS (three-game series)29	09/03/99 - 09/06/99 vs. Sioux City
MOST RUNS ALLOWED (three-game series) 16	09/03/99 - 09/06/99 vs. Sioux City
MOST RUNS (both teams, three-game series).....45	09/03/99 - 09/06/99 vs. Sioux City (WIN 29, SC 16)
FEWEST RUNS (three-game series)....9	09/03/00 - 09/05/00 vs. Fargo-Moorhead
FEWEST RUNS ALLOWED (three-game series) . 10	09/09/99 - 09/11/99 vs. Fargo-Moorhead
FEWEST RUNS (both teams, three-game series) .24	09/03/00 - 09/05/00 vs. Fargo-Moorhead (WIN 9, FAR 15)
MOST HITS (three-game series)30	09/03/99 - 09/06/99 vs. Sioux City
MOST HITS ALLOWED (three-game series)33	09/03/99 - 09/06/99 vs. Sioux City
MOST HITS (both teams, three-game series)63	09/03/99 - 09/06/99 vs. Sioux City (WIN 30, SC 33)
FEWEST HITS (three-game series)....20	09/03/00 - 09/05/00 vs. Fargo-Moorhead
FEWEST HITS ALLOWED (three-game series)....19	09/09/99 - 09/11/99 vs. Fargo-Moorhead
FEWEST HITS (both teams, three-game series) ...44	09/04/96 - 09/06/96 vs. Fargo-Moorhead (WIN 21, FAR 23)

FOUR-GAME PLAYOFF SERIES

MOST RUNS (four-game series)32	09/06/94 - 09/09/94 vs. Sioux City
MOST RUNS ALLOWED (four-game series)33	09/04/98 - 09/07/98 vs. Fargo-Moorhead
MOST RUNS (both teams, four-game series)52	09/24/01 - 09/28/01 vs. New Jersey (WIN 25, NJ 27)
FEWEST RUNS (four-game series).....8	09/06/95 - 09/09/95 vs. St. Paul
FEWEST RUNS ALLOWED (four-game series).....9	09/10/02 - 09/13/02 vs. Sioux City
FEWEST RUNS (both teams, four-game series)....21	09/06/95 - 09/09/95 vs. St. Paul (WIN 8, STP 13)
MOST HITS (four-game series).....50	09/06/94 - 09/09/94 vs. Sioux City
MOST HITS ALLOWED (four-game series).....45	09/09/03 - 09/13/03 vs. Fargo-Moorhead
MOST HITS (both teams, four-game series).....88	09/15/99 - 09/19/99 vs. Albany-Colonie (WIN 45, ALB 43)
FEWEST HITS (four-game series).....25	09/09/03 - 09/13/03 vs. Fargo-Moorhead
FEWEST HITS ALLOWED (four-game series)30	09/16/02 - 09/21/02 vs. New Jersey
FEWEST HITS (both teams, four-game series)59	09/16/02 - 09/21/02 vs. New Jersey (WIN 29, NJ 30)

FIVE-GAME PLAYOFF SERIES

MOST RUNS (five-game series).....39	09/13/17 - 09/20/17 vs. Wichita
MOST RUNS ALLOWED (five-game series).....39	09/05/01 - 09/09/01 vs. Fargo-Moorhead
MOST RUNS (both teams, five-game series) 70	09/05/01 - 09/09/01 vs. Fargo-Moorhead (WIN 31, FAR 39)
FEWEST RUNS (five-game series)18	09/02/03 - 09/07/03 vs. St. Paul
FEWEST RUNS ALLOWED (five-game series) 13	09/05/06 - 09/10/06 vs. Fargo-Moorhead
FEWEST RUNS (both teams, five-game series) ...32	09/05/06 - 09/10/06 vs. Fargo-Moorhead (WIN 19, FAR 13)
MOST HITS (five-game series).....59	09/13/17 - 09/20/17 vs. Wichita
MOST HITS ALLOWED (five-game series)54	09/05/01 - 09/09/01 vs. Fargo-Moorhead
MOST HITS (both teams, five-game series) 110	09/13/17 - 09/20/17 vs. Wichita (WIN 59, WIC 51)
FEWEST HITS (five-game series)32	09/05/06 - 09/10/06 vs. Fargo-Moorhead
FEWEST HITS ALLOWED (five-game series) 29	09/05/06 - 09/10/06 vs. Fargo-Moorhead
FEWEST HITS (both teams, five-game series).....61	09/05/06 - 09/10/06 vs. Fargo-Moorhead (WIN 32, FAR 29)

***Indicates record has been accomplished multiple times. The most recent playoff series is listed.**

WINNIPEG GOLDEYES HISTORY



The Goldeyes celebrate the 2016 American Association championship at Wichita's Lawrence-Dumont Stadium on September 19th. The Goldeyes clinched the title with an 11-4 victory in a winner-take-all Game Five.

WINNIPEG GOLDEYES – LEAGUE HISTORY

AMERICAN ASSOCIATION (2011-present)

The present-day Winnipeg Goldeyes are a member of the 12-team American Association of Independent Professional Baseball. Miles Wolff, one of independent baseball's pioneers, founded the current American Association in 2006. The Lincoln Saltdogs (Lincoln, Nebraska), St. Paul Saints (St. Paul, Minnesota), Sioux City Explorers (Sioux City, Iowa), and Sioux Falls Canaries (Sioux Falls, South Dakota) joined the American Association from the Northern League. The Coastal Bend Aviators (Robstown, Texas), El Paso Diablos (El Paso, Texas), Fort Worth Cats (Fort Worth, Texas), Pensacola Pelicans (Pensacola, Florida), and Shreveport Sports (Shreveport, Louisiana) came over from the Central League. The St. Joe Blacksnakes (St. Joseph, Missouri) were added as an expansion team to balance out the new league at 10.

From 2006-10, the American Association held strong at 10 member clubs with minimal changes. In 2008, the Grand Prairie AirHogs (Grand Prairie, Texas) and Wichita Wingnuts (Wichita, Kansas) replaced Coastal Bend and St. Joe, while the Sports rebranded themselves as the Shreveport-Bossier Captains in 2009.

At the end of the 2010 season, the Goldeyes played a major role in the biggest change in league history. Joined by the Fargo-Moorhead RedHawks, Gary SouthShore RailCats, and Kansas City T-Bones, the Goldeyes moved from the Northern League to the American Association, bringing the league to an unprecedented 14 clubs. In addition to the four Northern League teams, the Pelicans transferred operations to Amarillo, Texas and became the Amarillo Sox.

Following 2011, Shreveport-Bossier relocated to Laredo, Texas where the Laredo Lemurs became the fifth expansion franchise in league history. Fort Worth departed the American Association, leaving the circuit with an odd number of teams at 13. To alleviate potential scheduling challenges, the American Association joined forces with the Can-Am League and utilized interleague play. This joint arrangement with the Can-Am League held constant through the 2013 season. El Paso ceased operations at the end of 2013, which brought the American Association back to an even number at 12 teams. Interleague play continued in 2014, however, and once again became a necessity in 2015 when the expansion Joplin Blasters (Joplin, Missouri) boosted league membership to 13 clubs. Amarillo rebranded as the Amarillo Thunderheads in 2015.

A unique arrangement took place in 2016 where Amarillo and Grand Prairie merged into the "Texas" AirHogs. The franchise operated as a single entity, but utilized both cities for its home schedule. Interleague play was removed in 2016.

In 2017, the American Association welcomed the expansion Cleburne Railroaders (Cleburne, Texas). The Railroaders replaced the Blasters, while the AirHogs played their home games exclusively in Grand Prairie. Shortly before the start of the 2017 season, the Lemurs ceased operations. The Salina Stockade, a former Pecos League club, replaced Laredo to help maintain a structural balance, and operated as a traveling road team.

The Chicago Dogs joined the league as an expansion team in 2018. Based out of Rosemont, Illinois, the Dogs replaced the Stockade and play their home games at state-of-the-art IMPACT Field. In 2018, the American Association also returned to a two-division format for the first time since 2010.

The Milwaukee Milkmen were established in 2019 and replaced the Wingnuts. The Milkmen play at the freshly-minted Ballpark Commons in Franklin, Wisconsin, which they share with the University of Wisconsin-Milwaukee baseball team. Due to construction delays, the Milkmen played their first 14 home games on a neutral site in Kokomo, Indiana.

As a result of the COVID-19 Pandemic, the American Association will operate with six teams in 2020. The Goldeyes, Canaries, Dogs, Milkmen, RedHawks, and Saints are set to play a 60-game schedule in three hub cities (Fargo-Moorhead, Milwaukee, and Sioux Falls). The AirHogs, Explorers, RailCats, Railroaders, Saltdogs, T-Bones are expected to return to full operations in 2021.

Although the Goldeyes' tenure in the American Association has been short when compared to their years in the Northern League, the last nine seasons have produced some of the best moments in franchise history. Since joining the American Association, the Goldeyes have twice set a franchise record for wins (60 in 2011 and 63 in 2014, plus 62 in 2017). The Goldeyes won the 2012 American Association championship, which was the club's first since their inaugural season in 1994. The Goldeyes hosted the 2014 American Association All-Star Game in front of nearly 7,000 fans, an event that had not been held by the league since 2010. The Goldeyes are tied for the second most playoff berths in the league since 2011 (five), and captured back-to-back titles in 2016 and 2017. The Fort Worth Cats (2006-07) are the only other repeat champion in league history, and the Goldeyes' three American Association crowns are the most of any team since the league formed in 2006.

WINNIPEG GOLDEYES ALL-TIME MANAGERS

MANAGER	YEARS	W	L	PCT	PLAYOFF BERTHS
Doug Simunic	1994-95	90	75	.545	2
Hal Lanier	1996-2005	523	360	.592	8
Rick Forney	2006-19	755	626	.547	9

NORTHERN LEAGUE (1994-2010)

The birth of "modern" independent baseball started in 1993 when Miles Wolff created the Northern League. The Duluth-Superior Dukes (Duluth, Minnesota), Rochester Aces (Rochester, Minnesota), St. Paul Saints (St. Paul, Minnesota), Sioux City Explorers (Sioux City, Iowa), Sioux Falls, Canaries (Sioux Falls, South Dakota), and Thunder Bay Whiskey Jacks (Thunder Bay, Ontario) formed the six-team Northern League that became independent baseball's gold standard for nearly two decades. Remarkably, five of the original six clubs continue to operate in some form today, with St. Paul, Sioux City, and Sioux Falls still retaining their original identities. The Goldeyes replaced Rochester in 1994.

The Fargo-Moorhead RedHawks (Fargo, North Dakota) and Madison Black Wolf (Madison, Wisconsin) joined the Northern League in 1996. In 1999, the Northern League merged with the independent Northeast League, forming a 16-team "super" league. This venture operated under the Northern League umbrella. The Northern League clubs played in the "Central Conference" while the Northeast League teams played in the "Eastern Conference." The arrangement lasted four years from 1999-2002, with the conferences playing schedules independent of one another. The conference champions met in the Northern League Championship Series to decide the league title. The championship series during this four-year span marked the only time teams from each conference played head-to-head, giving the final round an "old school" World Series feel.

In 2003, the Northern League returned to its pre-1999 format. By now, the Northern League had expanded into the "Chicagoland" area with Thunder Bay becoming the Schaumburg Flyers (Schaumburg, Illinois) in 1999, and the additions of the Gary SouthShore RailCats (Gary, Indiana) and Joliet Jackhammers (Joliet, Illinois) in 2002. Due to delayed ballpark construction, the RailCats played their inaugural 2002 season on the road before moving into their current home (US Steel Yard) the following year. The Lincoln Saltdogs (Lincoln, Nebraska) joined the Northern League in 2001, moving from Madison. Duluth-Superior moved to Kansas City, Kansas and became the Kansas City T-Bones prior to the 2003 season.

The Northern League added two more Canadian members in 2005 with the Calgary Vipers (Calgary, Alberta) and Edmonton Cracker-Cats (Edmonton, Alberta). Both cities were once home to Triple-A franchises. Following the 2005 season, Lincoln, St. Paul, Sioux City, and Sioux Falls moved into the new American Association. The Goldeyes, along with Fargo-Moorhead, Gary SouthShore, and Kansas City eventually reunited with these clubs when they moved to the American Association themselves in 2011.

Calgary and Edmonton departed for the Golden League following the 2007 season, and the Northern League operated with only six teams in 2008 and 2009. Additional Chicago area teams were added in 2010. The Rockford Riverhawks (Rockford, Illinois), long-time members of the Frontier League, switched circuits, while the expansion Lake County Fielders (Zion, Illinois) helped bring the Northern League back to eight total clubs.

2010 proved to be the final year of the Northern League. While Fargo-Moorhead, Gary SouthShore, Kansas City, and Winnipeg moved to the American Association, Joliet and Schaumburg folded, and Rockford transferred back to the Frontier League. Lake County moved to the newly-formed North American League before folding after the 2011 season. Joliet rebranded as the Frontier League's Joliet Slammers in time for 2011. After one year without baseball, Schaumburg rebranded as well, and joined the Frontier League as the Schaumburg Boomers in 2012.

In total, eight of the 12 teams currently in the American Association hold ties to the original Northern League.

AMERICAN ASSOCIATION SUB-4.00 TEAM ERA CLUB		
YEAR	TEAM	ERA
2015	Sioux City Explorers	3.04
2015	St. Paul Saints	3.24
2013	Wichita Wingnuts	3.38
2018	Sioux City Explorers	3.41
2017	Lincoln Saltdogs	3.45
2008	Fort Worth Cats	3.49
2006	Lincoln Saltdogs	3.51
2009	Wichita Wingnuts	3.52
2015	Laredo Lemurs	3.52
2015	Wichita Wingnuts	3.64
2017	Wichita Wingnuts	3.65
2018	Gary SouthShore RailCats	3.65
2016	Laredo Lemurs	3.66
2014	Wichita Wingnuts	3.70
2016	Lincoln Saltdogs	3.71
2013	Fargo-Moorhead RedHawks	3.72
2006	Shreveport Sports	3.74
2019	Fargo-Moorhead RedHawks	3.74
2008	Sioux City Explorers	3.76
2008	Grand Prairie AirHogs	3.78
2014	Winnipeg Goldeyes	3.79
2017	Fargo-Moorhead RedHawks	3.80
2007	Fort Worth Cats	3.85
2012	Fargo-Moorhead RedHawks	3.85
2018	Chicago Dogs	3.86
2019	Cleburne Railroaders	3.90
2018	Wichita Wingnuts	3.94
2017	Cleburne Railroaders	3.96
2018	St. Paul Saints	3.96
2011	Winnipeg Goldeyes	3.98
2008	Sioux Falls Canaries	3.99

WINNIPEG GOLDEYES – TEAM HISTORY

Professional baseball returned to Winnipeg, Manitoba in 1994 when the Northern League welcomed the Winnipeg Goldeyes. The Goldeyes replaced the Rochester Aces (Rochester, Minnesota), one of the Northern League's original six members from the league's inaugural 1993 season.

Winnipeg had enjoyed baseball on-and-off since 1902, and was last home to a professional team in 1970 when the Winnipeg Whips were the Triple-A International League affiliate of the Montreal Expos. The Goldeyes moniker itself had been used on two previous occasions, and in both cases, the team was part of a different version of the Northern League. The first incarnation of the Winnipeg Goldeyes played in the Northern League (Class A) from 1954-65 as an affiliate of the St. Louis Cardinals. The Goldeyes won championships in 1957, 1959, and 1960. Hall of Fame left-hander Steve Carlton is regarded as the most notable Goldeyes' alumnus. The Goldeyes returned for a one-year stint in the Northern League (Short Season-A) in 1969 as an affiliate of the expansion Kansas City Royals.

Upon their rebirth in 1994, the modern-day Winnipeg Goldeyes made an immediate impact on the city by capturing the Northern League championship in their first year. Winnipeg defeated the Sioux City Explorers three games to one in the Northern League Championship Series, and drew more than 212,000 fans (5,314 fans per game). The championship marked the first of 10 consecutive playoff appearances (including seven berths in the Northern League Championship Series) for the Goldeyes, a feat still unmatched by any Northern League or American Association team today.

Originally built to a capacity of 6,140, Shaw Park helped revitalize Winnipeg's downtown area. Positioned in the heart of downtown Winnipeg, the ballpark is surrounded by the historic Exchange District, "The Forks" (where the Red River and Assiniboine River meet), and other locations pivotal to the city's economy and livelihood. Nearly 300,000 fans packed the new stadium in 1999 as the Goldeyes reached their fourth Northern League Championship Series. The average attendance of 6,048 per game represented a 98.5 percent capacity for the season.

In 2000, the Goldeyes drew a Northern League-best 271,513 fans, and sold out 34 of their 42 home dates. When added to the pre-season and playoff totals, the number again approached 300,000. The Goldeyes' average attendance of 6,456 during the regular season established a Northern League record, and was the highest average of all 50 teams in independent baseball.

2001 proved to be a success in every sense of the word. Not only did the Goldeyes reach the playoffs for the eighth time in their eight-year history, but the team broke its own average attendance record from the previous year at 6,491 fans per game. 35 of 45 home dates were sellouts, while total attendance reached 292,095 to once again lead independent baseball. In addition to reaching the Northern League Championship Series, the Goldeyes hosted the 2001 Northern League All-Star Game. 5,011 fans attended the July 30th skills competition, and a ballpark-record crowd of 6,942 were in the building for the All-Star Game the following night.

A year later, the Goldeyes continued to draw in record numbers. The Goldeyes once again reached the Northern League Championship Series and became the first team in league history to eclipse 300,000 regular season fans. Winnipeg averaged 6,200 fans per game, which outdrew 13 of the 30 teams at the Triple-A level. Along the way, the Goldeyes welcomed the one-millionth regular season fan at their downtown home, with Rory Newton receiving the honours on August 8th versus Joliet. Single-game attendance topped 7,000 on several occasions, including a new ballpark record of 7,056 on September 19th during Game Two of the Northern League Championship Series. Andrew Collier was named Northern League Executive of the Year.

Shaw Park underwent a facelift for 2003, adding more than 1,200 additional box seats, six Skysuites, six new concession stands, a mother's lounge, patio deck, grass berm, and a full-service restaurant. Fans once again supported their hometown team in record numbers, exceeding 300,000 fans and cheering on the Goldeyes to another appearance in the Northern League Championship Series. The Goldeyes won the Northern League's inaugural Organization of the Year Award, and became the first independent team ever to average more than 7,000 fans per game (7,161).

The Goldeyes surpassed 7,000 fans per game for a second straight year in 2004, averaging 7,027 per opening. A total of 323,241 fans took in a Goldeyes game, while Andrew Collier was honoured as the Northern League's Executive of the Year for a second time in three seasons. That same year, left-handers Bobby Madritsch and George Sherrill both made their Major League debuts for the Seattle Mariners. The two pitchers had been teammates in Winnipeg just two years prior.

Although the Goldeyes posted their first sub-.500 record in team history in 2005, fans continued to show their loyal support. The Goldeyes averaged 6,867 fans per game, and totaled 322,758 for the year—topping the 300,000 mark for a fourth consecutive season. This included a crowd of 8,668 on August 29th versus Lincoln, shattering the stadium's previous record of 7,930 set just 19 days earlier against Calgary. Along the way, three Goldeyes' pitchers had their contracts purchased by Major League organizations—the most in team history mid-season—while Brian Myrow made his Major League debut with the Los Angeles Dodgers that September. Just three years after welcoming the one-millionth fan to a regular season game at Shaw Park, the Goldeyes' celebrated their two-millionth on August 25th versus Fargo-Moorhead.

In 2006, Rick Forney took over as the third manager in team history and remains in that role today. Forney already had nine years of experience in the organization as either a pitcher or pitching coach. After a two-year absence, Forney led the Goldeyes back to the postseason. In the opening round, the Goldeyes pushed eventual champion Fargo-Moorhead to the brink of elimination as the RedHawks won the series in the bottom of the ninth inning in the decisive fifth game. Eight Goldeyes represented the team at the Northern League All-Star Game, while three more were named Postseason All-Stars. A total of five players were sold to Major League organizations, the most in one calendar year since 2001. At the gate, the Goldeyes welcomed 312,213 fans, reaching 300,000-plus for a fifth year in a row. The team earned its second Northern League Organization of the Year Award, while Collier was named Executive of the Year for a third time in the past five.

Like the previous season, the Goldeyes pushed the eventual 2007 Northern League champions to the brink of elimination in the postseason. This time, the Goldeyes battled the Gary SouthShore RailCats to a winner-take-all Game Five in the opening round. The Goldeyes ranked in the top-20 in all of minor league baseball (affiliated and independent), drawing an average attendance of 6,542. Six Goldeyes made the Northern League All-Star Game, and three more were named Postseason All-Stars. Collier earned Executive of the Year honours for a fourth time in six seasons.

The Goldeyes hosted their second Northern League All-Star Game in 2008. It was the team's 10th year at Shaw Park and 15th overall in the Northern League. Between the skills competition and All-Star Game itself, better than 12,000 fans witnessed the two-day festivities. 11 Goldeyes were represented in their home park during the All-Star Game. The Goldeyes reached the postseason for a 13th time in their 15-year history, and led all of independent baseball (58 teams) in average attendance for a ninth consecutive season (6,464). Three Goldeyes earned Postseason All-Star honours, and the team was named Northern League Organization of the Year for a third time.

2009 proved to be one of the best seasons for the modern-day Winnipeg Goldeyes. A well-rounded roster got off to the best start in team history, and qualified for the playoffs for a 14th time in 16 years. Collier earned his fifth Executive of the Year award, and the team led independent baseball in average attendance for a 10th consecutive year at 6,180. Overall, the Goldeyes ranked 26th out of the 267 teams (throughout 31 leagues) in all of minor league baseball.

In what proved to be the final year of the Northern League, the Goldeyes missed the playoffs in 2010. However, there were still several performances to celebrate. Kevin West became the first Goldeye since Brian Duva to win the Northern League batting title. Left-handed pitcher Ian Thomas earned Northern League Rookie Pitcher of the Year honours. Andrew "Ace" Walker—who would go on to break several major franchise pitching records—flirted with a no-hitter against the Fargo-Moorhead RedHawks on August 29th. Fittingly, the Goldeyes led the Northern League in attendance during the league's final season with 271,399 total fans, and an average attendance of 5,654—second-best in independent baseball.

2011 marked a major change as the Goldeyes (along with Fargo-Moorhead, Gary SouthShore, and Kansas City) joined the independent American Association. The league, which formed in 2006, was now a 14-team circuit with only four teams qualifying for the postseason. This meant simply making the playoffs would be a challenge for any team—and the Goldeyes were up to the task. Despite a new league and many more opponents fighting for position, the Goldeyes won a franchise-best 60 games, and used a dominant finish (17-8) to put away the American Association North Division. In one of the most exciting playoff series in team history, the Goldeyes fell in heartbreaking fashion to the St. Paul Saints in the ninth inning of the decisive fifth game at Midway Stadium. Walker became the franchise leader in wins, Price Kendall won American Association Rookie of the Year, and Forney was voted American Association Manager of the Year. In terms of fan support, the Goldeyes picked up where they left off in the Northern League. A 5,740 per game average not only topped the American Association, but all of independent baseball, and helped Winnipeg take its first American Association Organization of the Year award.

2012 will always have a special place in the hearts of Goldeyes' fans. The team grinded its way to a 55-45 record, qualifying for the wild card with three days left in the regular season. The Goldeyes then caught fire, and won the American Association championship. It was the Goldeyes first title in 18 years when they had won the 1994 Northern League crown during their inaugural season. The Goldeyes swept their way through the playoffs with a 6-0 record against Fargo-Moorhead and Wichita, and remain the only team in American Association history to enjoy a perfect postseason. During the regular year, Fargo-Moorhead tied a league record with 65 wins, and defeated the Goldeyes in 12 of 18 head-to-head meetings. Amos Ramon was named MVP of the playoffs, while Brian Beuning logged 11.2 brilliant innings, notching four saves, and recording the final out in all six postseason victories. Former Major League outfielder Chris Roberson made the American Association's Postseason All-Star team.

The Goldeyes actually won more games (56) in 2013 than they did during their championship year in 2012, and in fact, had the fourth-best record in the American Association. However, due to the South Division automatically receiving a playoff berth, the Goldeyes narrowly missed the postseason for only a fourth time in their history. 2013 also marked the 20th season of Winnipeg Goldeyes baseball. Outfielder Ryan Scoma contended for the American Association batting title, finishing third at .341. Scoma's contract was purchased by the Toronto Blue Jays at the end of the season. Meanwhile, new left-hander Brendan Lafferty tied for the league lead with 53 appearances, setting a franchise single-season record. The Goldeyes led all of independent baseball in average attendance at 5,880 and ranked 28th out of the 390 minor league teams in North America. Winnipeg outdrew 13 Triple-A and 27 Double-A teams with a grand total of 276,359 fans. The Goldeyes won Organization of the Year honours for a third straight season.

2014 proved to be another banner year for the Goldeyes with a franchise-record 63 wins and the team's second North Division title in four seasons. Shaw Park hosted its third All-Star Game, and the Goldeyes were well-represented with six players making the North Division squad. Casey Haerther and Tyler Kuhn tied for second in the league with a .360 batting average, while Nick Hernandez posted a 12-2 record en route to being named the American Association's Pitcher of the Year. On June 4th at Sioux Falls, five Goldeyes' pitchers combined on the first no-hitter in team history in the nightcap of a double header.

The Goldeyes missed the postseason in 2015, but several players and staff achieved key milestones. Forney earned his 500th managerial win on June 16th versus St. Paul, and later surpassed Hal Lanier for the most wins in team history on August 11th versus Sioux Falls. Long-time catcher Luis Alen became the franchise leader in base hits during the season opener on May 21st at Grand Prairie, and went on to set Goldeyes' career records for RBI, walks, and doubles. On June 6th versus Joplin, Hernandez flirted with a perfect game and eventually tossed eight no-hit innings in a Goldeyes victory. Rookie infielder James Boddicker gained national attention for a barehanded catch he made on August 26th at Quebec. Josh Mazzola surpassed Terry Lee for the franchise home run record on July 26th at Kansas City, and finished the season with a league-best 20 long balls. Mazzola, Haerther, and first-year Goldeyes' outfielder Adam Heisler all made the American Association's Postseason All-Star Team.

Winnipeg returned to the postseason in style in 2016, winning the American Association championship for a second time in five years. The Goldeyes qualified for the playoffs on the final day of the regular season when left-handed pitcher Kevin McGovern tossed a complete game two-hitter over the RedHawks that clinched the American Association wild card. In the Division Series, the Goldeyes came back from a 2-1 series deficit against the St. Paul Saints, winning Games Four and Five on the road. In the decisive fifth game, right-hander Mikey O'Brien worked seven shutout innings on three days of rest to help propel the Goldeyes into the ninth league final in team history. The Goldeyes also fell behind 2-1 in the Championship Series versus Wichita, but once again rallied for road wins in Games Four and Five. Reggie Abercrombie hit two home runs and set a franchise playoff single-game record with seven RBI in the deciding game. Earlier in the year, Abercrombie became the American Association's all-time leader in home runs, and was named the league's inaugural Scott Miller/Brian Rose Man of the Year. Outfielders David Rohm and Willie Cabrera were named Postseason All-Stars. The offence as a whole led the league with 594 runs scored, and set an American Association record with 462 walks. On 10 different occasions, the pitching staff combined to allow three or fewer base hits.

The Goldeyes made it back-to-back American Association championships in 2017 while fielding one of the most talented rosters in team history. The Goldeyes won a league-best 62 games, falling just one win shy of the franchise record set in 2014. Offensively, the Goldeyes ranked first in batting average (.296) and second in runs scored (607). The pitching staff set a franchise record with 751 strikeouts. Three Goldeyes were selected to the American Association/Can-Am League All-Star Game in Ottawa, while four were voted to the American Association's Postseason All-Star Team. First baseman Shawn Pleffner led the league with a .340 batting average, and returning outfielder Josh Romanski earned Player of the Year honours. The Goldeyes clinched their postseason berth by winning the American Association North Division, and outlasted a formidable Lincoln Saltdogs team three games to one in the Division Series. For a second consecutive year, and for a third time in the last six, Winnipeg matched up against Wichita in the Championship Series. Much like 2016, the Goldeyes fell behind 2-1 in the best-of-five series, but managed an epic victory in Game Four that prolonged their season. Game Four will long be remembered for its record-setting length (five hours and 59 minutes), as well as a ninth-inning balk in which it appeared the Wingnuts had won the series. Two nights later, and following a rainout, the Goldeyes defeated the Wingnuts 18-2 to win their fourth championship in franchise history. Pleffner hit for the cycle, while starting pitcher Edwin Carl set a Goldeyes' career record with his fifth postseason win.

The Goldeyes celebrated a quarter century of baseball in 2018. While the Goldeyes fell short of winning a third consecutive American Association championship, the club still provided many exciting moments and milestones. Franchise home run leader and fan-favourite Josh Mazzola returned to

play third base. In addition to swatting 20 more long balls, Mazzola set the American Association "iron man" record by playing in a 335th consecutive game. McGovern finished second in the league in strikeouts, while also breaking the American Association's career mark for "Ks" by a left-hander. Abercrombie returned for a fifth season and achieved two major bench marks. The former Major Leaguer stole the 500th base of his professional career in July, and then broke the American Association's all-time record for base hits later that month. Reliever Jack Charleston made history in his first year with the Goldeyes by appearing in 60 games. Returning bullpen arm Victor Capellan tied a franchise single-season record with 22 saves. The highlight of the year came on July 12th when the Goldeyes held their 25th anniversary luncheon. The event took a deep dive into the organization's history of success, and included insight from former manager Hal Lanier, current manager Rick Forney, and former radio broadcaster Paul Edmonds. Later that evening, Lanier's number "22" was retired during a pre-game ceremony.

The Goldeyes rebounded with a 57-43 record in 2019, and while the team narrowly missed the postseason, the Goldeyes demonstrated their mettle compiling a 21-17 mark against the four clubs that did qualify for the playoffs. Abercrombie concluded his 20-year professional career by establishing new franchise records for runs scored, home runs, and RBI. The home run came in dramatic fashion on August 31st versus Sioux Falls when Abercrombie lifted a two-run, walk-off shot in the bottom of the ninth to eclipse the record previously held by Mazzola. Abercrombie played his final game on September 2nd where he received two standing ovations before walking off the Shaw Park field for a final time. Several other prominent records fell in 2019. On July 24th versus Texas, McGovern passed Chris Salamida for the most strikeouts in franchise history, while fellow left-hander Mitchell Lambson logged a Goldeyes' single-season record 150.2 innings. Lambson finished the year 13-4 with a 3.11 ERA and 133 strikeouts, and was voted American Association Pitcher of the Year. After tying the Goldeyes' single-season saves record in 2018, Capellan shattered that bench mark with 27 saves, while breaking the Goldeyes' career record in the same category. On July 8th versus St. Paul, Capellan also set an American Association record for all-time appearances. Perhaps most impressive was the Goldeyes' team defence whose .987 fielding percentage easily surpassed the 2017 Saltdogs (.982) for the best in American Association history.

THE "BALK"

On September 18th, 2017, the Goldeyes trailed the Wichita Wingnuts 3-2 in the bottom of the ninth inning of Game Four of the American Association Championship Series. Wichita led the best-of-five series 2-1, and was one strike away from winning the title.

With the tying run on second and two outs, Goldeyes' second baseman Casey Turgeon grounded an 0-2 pitch to Wingnuts' third baseman TJ Mittelstaedt. Mittelstaedt gloved the ball and threw to first to complete the final out. The Wingnuts stormed the field in celebration before home plate umpire Joe Stegner informed the players that a balk had been called prior to the pitch.

Stegner ruled that Wingnuts' closer Ryan Kussmaul did not come to a complete stop before starting his delivery, which effectively gave Turgeon a "free" swing. When play resumed, Turgeon worked the count to 1-2 against Kussmaul before smacking a double to left-centre that scored Wes Darvill with the tying run.

The two clubs then battled for another eight innings with the Goldeyes winning 4-3 in the bottom of the 17th on a David Rohm RBI double. The 17 innings tied an American Association record, while the duration of five hours and 59 minutes marked the longest game in league history.

Two nights later, the Goldeyes beat the Wingnuts 18-2 in the winner-take-all Game Five to capture a second consecutive championship.



Casey Turgeon scores the winning run in the 17th inning of Game Four of the 2017 American Association Championship Series.

WINNIPEG GOLDEYES RETIRED NUMBERS

#5 – BRIAN DUVA (1995-2000)

When discussing the Goldeyes' most distinguished alumni, it would be remiss to do so without talking about Brian Duva. One of the most popular players in team history, Duva retired following the 2000 season as the Northern League record holder for one single-game, two single-season, and three career benchmarks. On a franchise level, Duva held three single-season and eight career records at the time of his retirement, and remains the Goldeyes' all-time leader in stolen bases through 2019.

In addition to his statistical accomplishments, Duva also appeared in two Northern League All-Star Games (1997 and 1998). In both of those seasons, Duva was named to the Northern League's Postseason All-Star Team. Duva was also twice recognized as one of independent baseball's elite, earning Baseball America All-Independent Team honours in both 1997 and 1998.

Less than one year after retirement, Duva returned to Winnipeg on July 20th, 2001 when the Goldeyes retired his jersey number "5," making him the first player in franchise history to receive the honour. Duva currently works as an attorney in Atlanta, Georgia.



YEAR	TEAM	G	BA	AB	R	H	2B	3B	HR	RBI	SB	CS	BB	SO	OBP	SLG	OPS
1994	Watertown - A-	48	0.265	170	28	45	4	2	3	27	11	1	13	26	0.319	0.365	0.684
1995	Winnipeg - Ind	76	0.275	295	40	81	8	5	2	33	7	5	18	35	0.316	0.356	0.672
1996	Winnipeg - Ind	82	0.282	323	55	91	8	1	4	34	29	5	23	27	0.332	0.350	0.682
1997	Winnipeg - Ind	80	0.332	334	82	111	22	3	4	42	55	11	62	27	0.440	0.452	0.892
1998	Winnipeg - Ind	80	0.367	357	71	131	24	1	10	46	26	15	28	25	0.412	0.524	0.936
1999	Winnipeg - Ind	72	0.288	316	45	91	11	7	1	39	23	10	20	27	0.328	0.377	0.704
2000	Winnipeg - Ind	80	0.305	338	77	103	20	2	3	23	40	12	38	33	0.377	0.402	0.780
	CAREER TOTALS	518	0.306	2133	398	653	97	21	27	244	191	59	202	200	0.367	0.409	0.776
	WINNIPEG TOTALS	470	0.310	1963	370	608	93	19	24	217	180	58	189	174	0.371	0.413	0.784
	- <i>italics indicate Goldeyes' record</i>																

#6 – MAX POULIN (2001-08)

He was a fixture at shortstop for eight seasons, and on June 14th, 2011, Max Poulin's number "6" became the fourth jersey retirement in franchise history.

Poulin donned a Goldeyes' jersey from 2001-08, and played in a team record 676 games as part of a 10-year playing career. At the time of his jersey retirement, Poulin was the Goldeyes' all-time leader in base hits (631), at bats (2,374), triples (34), and walks (227). Poulin was tied for the career record in doubles (95), ranked second in runs scored (336), and third in RBI (250). Poulin holds Winnipeg's career games played record to this day.

Known for his acrobatic plays in the field, Poulin owned a .975 career fielding percentage, including a season-best .986 mark in 2001. During the 2008 season—his last as a member of the Goldeyes—Poulin finished with a .983 fielding percentage, and committed just seven errors in 407 defensive chances.

Poulin claimed numerous awards during his eight-year career. Poulin won the Northern League's Most Outstanding Defensive Player Award in 2005, and represented the Goldeyes in four Northern League All-Star Games (2002, 2003, 2005, and 2008). On two occasions, Poulin was named the Goldeyes' Player of the Year.

Poulin's storybook tale of how he arrived in Winnipeg is well-documented. As a free agent, Poulin packed up his car and drove from his hometown of Saint-Eustache, Quebec all the way to Winnipeg for an open tryout. After catching the eye of manager Hal Lanier, Poulin went on to spend the next eight summers entertaining Goldeyes' fans.

Poulin recently served as both a coach and manager for the Can-Am League's les Aigles de Trois-Rivieres, and was a member of their staff when they won the Can-Am League championship in 2015.



YEAR	TEAM	G	BA	AB	R	H	2B	3B	HR	RBI	SB	CS	BB	SO	OBP	SLG	OPS
1998	Bayou - Ind	10	0.162	37	6	6	1	0	0	0	1	0	4	12	0.244	0.189	0.433
2001	Winnipeg - Ind	56	0.265	181	24	48	5	4	1	13	5	4	11	41	0.311	0.354	0.664
2002	Winnipeg - Ind	78	0.274	274	39	75	11	4	0	23	8	3	20	47	0.324	0.343	0.667
2003	Winnipeg - Ind	75	0.263	274	36	72	8	4	3	39	14	6	24	43	0.320	0.354	0.674
2004	Winnipeg - Ind	93	0.269	372	54	100	14	5	1	38	15	7	41	75	0.342	0.341	0.684
2005	Winnipeg - Ind	94	0.277	336	49	93	14	6	5	32	18	6	36	53	0.349	0.399	0.748
2006	Winnipeg - Ind	93	0.225	306	34	69	14	1	0	25	10	7	31	66	0.310	0.278	0.588
2007	Winnipeg - Ind	95	0.283	325	53	92	14	7	6	48	6	2	30	71	0.343	0.425	0.767
2008	Winnipeg - Ind	92	0.268	306	47	82	15	3	6	32	5	4	34	61	0.340	0.395	0.736
2009	Edmonton - Ind	35	0.262	130	15	34	6	1	0	16	1	0	9	27	0.299	0.323	0.622
	CAREER TOTALS	721	0.264	2541	357	671	102	35	22	266	83	39	240	496	0.329	0.358	0.687
	WINNIPEG TOTALS	676	0.265	2374	336	631	95	34	22	250	81	39	227	457	0.332	0.362	0.694
	- <i>italics indicate Goldeyes' record</i>																

#21 – DONNIE SMITH (1998, 2000-06)

Donnie Smith, whose 206 appearances are more than anyone in Northern League history, had his jersey number "21" retired by the Goldeyes on July 21st, 2009.

A Winnipeg native, Smith was 25 when he signed with the Goldeyes in August of 1998 after manager Hal Lanier and coach Scott Neiles saw him pitch for Legion 141 of the Manitoba Senior Baseball League. In eight Northern League appearances, Smith was 2-0 with a 6.23 ERA, and was the winning pitcher in the final regular season game played at Winnipeg Stadium.

After sitting out the 1999 season to recuperate from a hand injury sustained while coaching at his alma mater, Valley City State, Smith made a successful return in 2000. In 23 appearances, 20 of them in relief, Smith was 1-2 with a 2.23 ERA and a miniscule .188 opposition batting average.

Smith went on to pitch four more seasons, including a career year in 2002 where the right-hander was 4-1 with a 1.19 ERA and 52 strikeouts in 45.1 innings. Shoulder problems forced Smith to cut his 2004 season short, and the right-hander underwent surgery that December before making an impressive comeback in 2005. That season, Smith was 1-3 with a 2.70 ERA and a career-best 11 saves.

Smith returned in 2006, and went 1-2 with a 2.51 ERA over 23 appearances before calling it a career at the end of the season.

In his eight years with the Goldeyes, Smith was 15-15 with 28 saves and a 3.22 ERA. Smith struck out 246 over 246.0 innings pitched, and held opponents to a .238 average.



YEAR	TEAM	W	L	ERA	G	GS	CG	SHO	SV	IP	H	R	ER	HR	BB	SO	HBP	BK	WP
1998	Winnipeg - Ind	2	0	6.23	8	0	0	0	0	17.1	20	14	12	1	9	13	2	0	3
2000	Winnipeg - Ind	1	2	2.23	23	3	1	1	7	40.1	28	11	10	4	12	42	1	0	1
2001	Winnipeg - Ind	2	3	4.37	35	0	0	0	0	55.2	61	28	27	6	12	56	2	0	3
2002	Winnipeg - Ind	4	1	1.19	36	0	0	0	8	45.1	39	10	6	3	14	52	0	1	2
2003	Winnipeg - Ind	2	4	3.98	36	0	0	0	2	31.2	27	15	14	4	14	38	3	0	1
2004	Winnipeg - Ind	2	0	4.30	17	0	0	0	0	14.2	18	9	7	1	7	9	1	0	0
2005	Winnipeg - Ind	1	3	2.70	28	0	0	0	11	26.2	21	9	8	0	10	25	1	0	0
2006	Winnipeg - Ind	1	2	2.51	23	0	0	0	0	14.1	9	4	4	0	13	11	0	0	5
	CAREER TOTALS	15	15	3.22	206	3	1	1	28	246.0	223	100	88	19	91	246	10	1	15
	GOLDEYES TOTALS	15	15	3.22	206	3	1	1	28	246.0	223	100	88	19	91	246	10	1	15
	- <i>italics indicate Goldeyes' record</i>																		

#22 – HAL LANIER (1996-2005)

One of the most decorated managers in independent baseball history, Hal Lanier brought credibility to the Winnipeg Goldeyes when he arrived in 1996, and helped establish the club as one of the premier organizations in all of minor league sports. Lanier's number "22" was retired on July 12th, 2018 during the Goldeyes' 25th season celebration. It was the fifth number retired in club history.

Lanier enjoyed a 10-year playing career in the Major Leagues as a middle infielder for the San Francisco Giants and New York Yankees, which included a selection to the Topps All-Rookie Team in 1964. Upon retiring as a player, Lanier quickly found success as he transitioned into a managerial role. As a rookie manager in 1977, Lanier guided the Gastonia Cardinals to a Class A Western Carolinas League championship. Lanier skippered the Triple-A Springfield Redbirds each of the next two seasons, including an American Association championship in 1980.

Lanier then served five years as third base coach for the St. Louis Cardinals, learning from legendary manager Whitey Herzog. The Cardinals won the 1982 World Series and made a return trip to the Fall Classic in 1985 with Lanier on the staff.

Lanier was then hired to manage the Houston Astros, and guided the club to a National League Western Division title in 1986. The Astros came within two wins of reaching the World Series, falling to the eventual champion New York Mets in a tightly-contested NLCS.

From 1996-2005, Lanier managed the Goldeyes to a 523-360 (.592) overall record, eight playoff appearances, and five trips to the Northern League Championship Series. Lanier has managed five other independent league clubs since 2006, winning Can-Am League championships with the Sussex Skyhawks in 2008 and the Ottawa Champions in 2016.



HAL LANIER							
YEAR	TEAM	W	L	PCT.	POS	GB	POSTSEASON
1977	Gastonia - A	82	57	0.590	1st	+1.0	Won Western Carolinas League Championship
1979	Springfield - AAA	73	63	0.537	2nd	-5.0	
1980	Springfield - AAA	75	61	0.551	1st	+13.5	Won American Association Championship
1986	Houston - MLB	96	66	0.593	1st	+10.0	Reached National League Championship Series
1987	Houston - MLB	76	86	0.469	3rd	-14.0	
1988	Houston - MLB	82	80	0.506	5th	-12.5	
1996	Winnipeg - Ind	50	34	0.595	2nd	-3.0	Reached Northern League Playoffs
1997	Winnipeg - Ind	53	30	0.639	1st	+3.5	Reached Northern League Championship Series
1998	Winnipeg - Ind	58	28	0.674	2nd	-6.5	Reached Northern League Playoffs
1999	Winnipeg - Ind	48	38	0.558	*3rd	-3.5	Reached Northern League Championship Series
2000	Winnipeg - Ind	48	38	0.558	2nd	-5.0	Reached Northern League Playoffs
2001	Winnipeg - Ind	52	38	0.578	1st	+15.0	Reached Northern League Championship Series
2002	Winnipeg - Ind	56	33	0.629	1st	+4.0	Reached Northern League Championship Series
2003	Winnipeg - Ind	55	34	0.618	1st	+3.5	Reached Northern League Championship Series
2004	Winnipeg - Ind	56	39	0.589	2nd	-5.0	
2005	Winnipeg - Ind	47	48	0.495	4th	-21.0	
2006	Joliet - Ind	42	55	0.433	4th	-9.0	
2007	Joliet - Ind	45	51	0.469	2nd	-13.0	
2008	Sussex - Ind	52	42	0.553	3rd	-6.0	Won Can-Am League Championship
2009	Sussex - Ind	38	56	0.404	5th	-18.5	
2010	Normal - Ind	44	52	0.458	4th	-20.0	
2011	Normal - Ind	46	50	0.479	3rd	-22.5	
2015	Ottawa - Ind	46	50	0.479	5th	-16.5	
2016	Ottawa - Ind	51	49	0.510	4th	-11.0	Won Can-Am League Championship
2017	Ottawa - Ind	42	56	0.429	5th	-22.0	
2018	Ottawa - Ind	41	60	0.406	6th	-22.0	
MANAGERIAL TOTALS		1454	1294	0.529			
GOLDEYES TOTALS		523	360	0.592			

* - Won the first half

#31 – ANDREW WALKER (2008-12)

For five seasons, right-hander Andrew "Ace" Walker etched his mark on independent baseball as the leader of the Winnipeg Goldeyes' pitching staff. On June 23rd, 2015, Walker's number "31" became just the fourth retirement in franchise history.

A former Texas Rangers farmhand (2004-07), Walker joined the Goldeyes in 2008 and proceeded to rewrite the club's record book. Walker holds team career pitching records for wins (47), complete games (13), games started (105), and innings pitched (692.2). Walker also held the Goldeyes' all-time record for strikeouts (380) upon his retirement following the 2012 season.

Walker's best season with the Goldeyes came in 2009 when he was named the Northern League's Pitcher of the Year. Walker was 12-6 with a 3.32 ERA, and set team single-season records for complete games (6) and innings pitched (149.0). Walker was also named to Baseball America's 2009 All-Independent Leagues Team.

In his final season in Winnipeg, Walker helped the Goldeyes win the 2012 American Association championship with a 9-5 record and a 3.74 ERA in 22 regular season appearances, 21 of which were starts. Walker was then 1-0 with a 3.86 ERA in both of his playoff starts as the Goldeyes swept their way to their first title in 18 years.

Walker finished his Goldeyes career with a 47-25 (.653) record and a 3.92 ERA. Known for his control, Walker threw just 10 wild pitches and issued a paltry 1.8 walks per nine innings during his five years in Winnipeg.

An accomplished artist off the field, Walker would often paint graphics on the grass behind home plate at Shaw Park, and is responsible for the large Goldeyes' logo painted on the wall in the club's training room.



YEAR	TEAM	W	L	ERA	G	GS	CG	SHO	SV	IP	H	R	ER	HR	BB	SO	HBP	BK	WP
2004	Spokane - A-	1	0	5.93	7	0	0	0	0	13.2	14	9	9	3	6	11	0	0	2
2005	Clinton - A	4	8	2.93	19	19	2	0	0	123.0	123	54	40	7	24	58	1	1	2
2005	Bakersfield - A+	3	3	4.94	9	9	0	0	0	54.2	71	34	30	7	9	35	3	0	0
2006	Bakersfield - A+	1	1	4.50	9	2	0	0	0	28.0	25	15	14	3	7	22	4	1	1
2006	Frisco - AA	4	4	5.81	20	15	0	0	0	93.0	119	67	60	21	21	52	4	0	2
2007	Bakersfield - A+	9	13	4.99	28	28	1	1	0	167.2	196	113	93	31	30	107	8	0	4
2008	Winnipeg - Ind	9	4	4.45	21	20	1	0	0	121.1	150	67	60	16	33	62	3	1	3
2009	Winnipeg - Ind	12	6	3.32	22	21	6	1	0	149.0	156	72	55	8	29	77	2	1	2
2010	Winnipeg - Ind	7	6	4.85	22	22	3	1	0	141.0	164	82	76	20	24	87	3	1	2
2011	Winnipeg - Ind	10	4	3.37	21	21	3	0	0	141.2	149	62	53	17	24	73	6	1	0
2012	Winnipeg - Ind	9	5	3.74	22	21	0	0	0	139.2	141	64	58	13	28	81	4	0	3
	CAREER TOTALS	69	54	4.21	200	178	16	3	0	1172.2	1308	639	548	146	235	665	38	6	21
	WINNIPEG TOTALS	47	25	3.92	108	105	13	2	0	692.2	760	347	302	74	138	380	18	4	10
	- <i>italics indicate Goldeyes' record</i>																		

MLB ALUMNI – PLAYERS



MIKE CATHER (1995)

The first Goldeyes alumnus to reach the Majors, right-handed pitcher Mike Cather made his Major League debut on July 13th, 1997 with the Atlanta Braves.

Soon after setting the Goldeyes' single-season saves record in 1995, the Braves purchased Cather's contract.

After spending all of 1996 and the beginning of 1997 at the Double-A level, Cather spent one month in Triple-A before the Braves called him up midway through the 1997 season. Cather was a key member of the Atlanta bullpen as the Braves cruised to the National League East title.

Cather returned to the Braves in 1998 and 1999, and currently serves as Pitching Coordinator for the Miami Marlins.



JEFF ZIMMERMAN (1997)

The second Goldeyes alumnus to reach the Major Leagues, right-handed pitcher Jeff Zimmerman made his Major League debut on April 13th, 1999 with the Texas Rangers.

Shortly after nailing down Northern League Rookie Pitcher of the Year honors in 1997, Zimmerman was on his way to spring training after the Rangers purchased his contract. Zimmerman was named the Rangers' Minor League Pitcher of the Year in 1998, and made it to the Majors the following season—highlighted by an appearance in the 1999 MLB All-Star Game at Boston's Fenway Park.

Zimmerman stayed with the Rangers in 2000 and 2001, often serving as the team's closer. Zimmerman retired following the 2003 season after undergoing, and rehabbing from, elbow surgery.



JEFF SPARKS (1997-98)

The third Goldeyes alumnus to reach the Majors, right-handed pitcher Jeff Sparks made his Major League debut on September 12th 1999 with the Tampa Bay Devil Rays.

Acquired by the Pittsburgh Pirates in 1999 after setting the Goldeyes' single-season saves record the previous year, Sparks was poised to make the Majors with the Pirates before a mid-season trade to the Tampa Bay Devil Rays.

Following six weeks in the minor leagues, Sparks received the call all baseball players dream of, as the Devil Rays promoted him to the big club in August of 1999. Sparks spent the final month of the season in the Majors, and returned in 2000.

Sparks attended spring training with the New York Yankees in 2001, but was unable to land a spot in their organization. Undaunted, Sparks suited up for Albany of the independent All-American Association where he dominated. The performance earned him an invite to spring training with the Milwaukee Brewers in 2002.

After taking the 2003 season off, Sparks returned to the game in 2004, and spent the next two seasons in independent baseball. He came to camp with the Goldeyes in 2005, but opted to play that year in Mexico.



GEORGE SHERRILL (2002-03)


The fourth Goldeyes' alumnus to reach the Majors, left-handed pitcher George Sherrill made his Major League debut on July 16th, 2004 with the Seattle Mariners.

Signed by Seattle midway through the 2003 season, Sherrill spent the remainder of that campaign with the Double-A Texas League's San Antonio Missions, and was a key member of their championship club. Sherrill was invited to spring training in 2004 before opening the season with Triple-A Tacoma. Sherrill was scheduled to pitch in the Pacific Coast League All-Star Game, only to decline when the Mariners called him up.

Sherrill made 21 relief appearances for the Mariners, and even came back to Winnipeg to instruct at the Goldeyes' Holiday Skills Camp. Sherrill was back in Seattle in 2005 where he recovered from early shoulder trouble to make 29 more Major League appearances.

In 2006, Sherrill played with the Mariners before moving to the Baltimore Orioles in a 2007 trade. Sherrill pitched in Baltimore for just over one season when the Orioles dealt him to the Los Angeles Dodgers on July 30th, 2009. After one and a half years with the Dodgers, Sherrill spent 2011 with the Atlanta Braves. Sherrill returned to the Mariners for two games in 2012.

Sherrill retired in 2013 after pitching in 29 games for the Kansas City Royals' Triple-A affiliate in Omaha, Nebraska.

**BOBBY MADRITSCH (2002)**

The fifth Goldeyes' alumnus to reach the Majors, left-handed pitcher Bobby Madritsch made his Major League debut on July 21st, 2004 with the Seattle Mariners.

Purchased by the Mariners just days before he was named Baseball America's Independent Player of the Year in 2002, Madritsch earned Double-A Texas League all-star honours with the San Antonio Missions, helping them win the 2003 Texas League title. Madritsch was invited to spring training in 2004, but opened the season with Triple-A Tacoma in the Pacific Coast League. Following three months with the Rainiers, the Mariners called up Madritsch, who earned the win in his Major League debut.

Madritsch totaled 11 starts and four relief appearances for Seattle, and returned to the Majors in 2005 where he made the Opening Day roster. Madritsch suffered a torn ligament in his pitching shoulder after his first outing in 2005. He spent the remainder of the season rehabbing, and was then claimed off waivers by the Kansas City Royals in October. Having made limited progress in his recovery, Madritsch was released by the Royals in September of 2006.

**BRIAN MYROW (1999-2001, 2011)**

Infielder Brian Myrow made his Major League debut on September 6th, 2005 with the Los Angeles Dodgers.

Myrow was the first Goldeyes' position player to reach the Majors. His contract was originally purchased by the New York Yankees early in the 2001 season. Myrow spent nearly three years with the Yankees' organization before a May 2004 trade sent him to Los Angeles.

Myrow played the remainder of 2004 and much of 2005 with the Triple-A Pacific Coast League's Las Vegas 51's when the Dodgers called him up to the big club with a month left in the Major League season.

After spending one year playing in Korea, Myrow appeared in 12 games for the San Diego Padres in 2007, and another 21 contests for the Padres in 2008. Myrow returned to the Goldeyes in 2011 before spending the final years of his career with the Grand Prairie AirHogs. Myrow served as Grand Prairie's hitting coach in 2015, and was activated as a player midway

through the season.

**BRANDON KINTZLER (2007-08)**

Right-handed pitcher Brandon Kintzler was called up by the Milwaukee Brewers in September of 2010. Earlier that year, Kintzler split time at Double-A Huntsville and Triple-A Nashville before making his Major League debut on September 10th. Kintzler combined for a 4-0 record with 16 saves and a 1.47 ERA during his time in Double- and Triple-A, striking out 44 and walking only seven in 49.0 innings pitched.

Kintzler pitched for the Goldeyes in 2007 and 2008, primarily as a starter. In 2007, he was 5-2 with a 4.87 ERA in 29 games, and followed that up with a 7-6 record and a 4.65 ERA in 20 games during the 2008 season.

In 2009, Kintzler opened the year with the St. Paul Saints before having his contract purchased by the Brewers. Kintzler has played the last 10 years at the Major League level with the Brewers, Minnesota Twins, Washington Nationals, and Chicago Cubs, compiling a 3.37 ERA in 424.1 Major League innings. Kintzler earned his first All-Star selection while playing for the Twins in 2017.


**IAN THOMAS (2009-11)**

Left-handed pitcher Ian Thomas is the Goldeyes' most recent alumnus to reach the Major Leagues, making his debut on March 31st, 2014 for the Atlanta Braves.

Making the jump straight from Double-A, Thomas was named to the Braves' 2014 Opening Day roster. In 2009, Thomas signed with the Goldeyes as a non-drafted free agent out of Virginia Commonwealth University. In a span of three seasons with the Goldeyes, Thomas was 11-5 with a 2.03 ERA in 82 relief appearances, and was named the 2010 Northern League's Rookie Pitcher of the Year.

Thomas signed with the Atlantic League's York Revolution in 2012 and was purchased by Atlanta after making seven appearances. Thomas rose quickly through the Braves' organization, playing the remainder of 2012 in Low-A, and then skipping a level to Double-A for all of 2013.

MLB ALUMNI - COACHES



BOB KIPPER (1996-98)


The first Goldeyes' coach to reach the Major Leagues, Kipper actually returned to the Majors when he was named the Boston Red Sox' bullpen coach on December 12th, 2001.

Following a pitching career that began in 1982 as a first-round pick of the California Angels (including eight years in the Major Leagues with three different clubs) and ending in 1994 as a member of the New York Mets' organization, Kipper began his coaching career as pitching coach for the Frontier League's Evansville Otters in 1995.

Kipper arrived in Winnipeg a year later and promptly guided the Goldeyes' pitching staff to the Northern League's best team ERA. Winnipeg's team ERA was among the top-three in the Northern League in each of Kipper's three years on the staff, a tall order for a club playing in homer-friendly Winnipeg Stadium.

Kipper departed the Goldeyes after the 1998 season, and headed to the Red Sox' organization. He was set to be the pitching coach for the Rookie Gulf Coast League affiliate in Fort Myers, but was promoted to the Short Season-A New York-Penn League's Lowell Spinners just before Opening Day. After a year with Lowell, Kipper spent the next two summers with Low-A Augusta in the South Atlantic League.

In 2002, Kipper joined the parent club in Boston and resumed his pitching coach role in Double-A Portland in 2003. After two years with the Sea Dogs, Kipper signed on with the South Atlantic League's Greenville Drive to be closer to home.



RUDY ARIAS (2008-10)

Upon joining the Goldeyes in 2008, bench coach Rudy Arias already had a championship coaching career, and laid claim to a title few in independent baseball circles could boast—a World Series ring.

In 1996, Arias was the bullpen coach for the New York Yankees when they won the first of four championships in a five-year span. Arias worked with the likes of Mariano Rivera and John Wetteland, among other Yankees' relievers, during their magical year.

For three seasons, Arias brought that knowledge to Winnipeg, and tutored younger players on baseball, as well as life as a professional athlete. Arias also served as the Goldeyes' first base coach during that time.

In the fall of 2010, Arias' former manager from his time with the Yankees, Buck Showalter, brought him back to the Major Leagues as a bench coach with the Baltimore Orioles to help work with the Spanish-speaking players on the roster.

Originally from Cuba, Arias defected to the United States and has greatly contributed to the baseball community in the Miami-Dade area in Florida. In fact, he was inducted into the Miami High Hall of Fame in 2012. Arias graduated from Miami High in 1975, and played three years in the Seattle Mariners' organization from 1977-79.

PLAYERS SOLD TO MLB ORGANIZATIONS

<p>1994 TIM CAIN (BOSTON RED SOX) Darryl Brinkley (Toronto Blue Jays)</p>	<p>2002 MATT OAKES (DETROIT TIGERS) Bobby Madritsch (Seattle Mariners)</p>	<p>2010 MARK HOLLIMAN (BOSTON RED SOX) WES LONG (FLORIDA MARLINS)</p>
<p>1995 Darryl Brinkley (San Diego Padres) Mike Cather (Atlanta Braves)</p>	<p>2003 GEORGE SHERRILL (SEATTLE MARINERS) Charles Alley (Kansas City Royals) Heath McMurray (San Diego Padres)</p>	<p>2012 FABIAN WILLIAMSON (ATLANTA BRAVES)</p>
<p>1996 Matt Jarvis (St. Louis Cardinals) Jamie Ybarra (Tampa Bay Devil Rays)</p>	<p>2004 Oscar Montero (San Francisco Giants) Pat Scalabrini (Baltimore Orioles) T.J. Stanton (Anaheim Angels) Juan Ovalles (Chicago White Sox)</p>	<p>2013 NATE SAMSON (CHICAGO CUBS)</p>
<p>1997 STEVE PEGUES (CHICAGO CUBS) John Dorman (Cleveland Indians) Rod Pedraza (Texas Rangers) John Salamon (Colorado Rockies) Jeff Sparks (Colorado Rockies) Jeff Zimmerman (Texas Rangers)</p>	<p>2005 ROGER LINCOLN (BOSTON RED SOX) SHAWN SEDLACEK (BALTIMORE ORIOLES) DARWIN SOTO (MILWAUKEE BREWERS) Matt Stocco (San Diego Padres)</p>	<p>2014 Ryan Scoma (Toronto Blue Jays) KYLE ANDERSON (ARIZONA DIAMONDBACKS)</p>
<p>1998 JAKE VIANO (CLEVELAND INDIANS) WES CHAMBERLAIN (TEXAS RANGERS) Brian Duva (Colorado Rockies) Rick Forney (Atlanta Braves) Jeff Sparks (Pittsburgh Pirates)*</p>	<p>2006 Eric Riggs (Los Angeles Dodgers) HOWARD PENCE (HOUSTON ASTROS) Josh Kite (Seattle Mariners) Mike Wagner (Seattle Mariners) Kenny Chenard (Texas Rangers) Luis Villarreal (Milwaukee Brewers)</p>	<p>2015 Casey Haerther (Baltimore Orioles)</p>
<p>1999 ALAN OCHSNER (NEW YORK YANKEES) Dwayne Hosey (Anaheim Angels) Jeff Keppen (Texas Rangers) Brent Sachs (Chicago Cubs) Chad Thornhill (Texas Rangers)</p>	<p>2007 Luis Alen (New York Mets) Matt Davis (Chicago White Sox) Brent Metheny (Chicago White Sox) Dustin Pease (Kansas City Royals)</p>	<p>2016 Nestor Molina (San Francisco Giants)</p>
<p>2000 Jack Jones (Chicago Cubs) Kevin Orga (Chicago Cubs)</p>	<p>2008 Dan Leatherman (Washington Nationals) Ryan Ariail (Philadelphia Phillies)</p>	<p>2017 Jacob Rogers (Texas Rangers) Tanner Murphy (Colorado Rockies) Josh Romanski (Minnesota Twins) Andrew Sohn (Chicago Cubs) Nolan Sanburn (Washington Nationals) Jordan Ebert (Colorado Rockies)</p>
<p>2001 BRIAN MYROW (New York Yankees)** LUIS ORTIZ (MONTREAL EXPOS) Rafael Gross (Chicago Cubs) Jeff Keppen (Chicago Cubs) Ryan Robertson (Chicago Cubs)</p>	<p>2009 Dan DeLucia (Toronto Blue Jays) Daniel Haigwood (Oakland Athletics) Adam Frost (Kansas City Royals) Kevin West (Cincinnati Reds)</p>	<p>2018 Wes Darvill (Los Angeles Dodgers) Josh Tols (Philadelphia Phillies)</p>
		<p>2019 Brandon Marklund (Kansas City Royals) Dylan Thompson (Boston Red Sox) KEVIN LACHANCE (ARIZONA DIAMONDBACKS) TYLER HILL (KANSAS CITY ROYALS)</p>
		<p>2020 Garrett Mundell (Milwaukee Brewers)</p>

(list current as of June 15th, 2020)

- ***At the start of the 2020 season, the Winnipeg Goldeyes have sold the contracts of 79 players to Major League organizations.***
- ***Players listed in CAPS had their contracts purchased during the season. All others took place in the off-season.***
- ***Players listed in bold have gone on to play in the Major Leagues.***
- ***The * beside Jeff Sparks indicates his contract was purchased the second time by the Pittsburgh Pirates, but reached the Major Leagues with Tampa Bay.***
- ***The ** beside Brian Myrow indicates his contract was purchased by the New York Yankees, but reached the Majors with the Los Angeles Dodgers and San Diego Padres.***

1994 WINNIPEG GOLDEYES OPENING NIGHT ROSTER

On June 7th, 1994, professional baseball officially returned to Winnipeg, Manitoba. The Winnipeg Goldeyes defeated the Duluth-Superior Dukes 9-1 in front of 14,764 fans at Winnipeg Stadium. Here is the Goldeyes' original 22-man roster at the start of the 1994 Northern League season.

PITCHERS

SP Jeff Bittiger
SP Tim Cain
SP Scott Freeman
SP Mark Futrell
SP Rich Thompson

RP Rodney Ashby
RP Andy Baker
RP Jack Ford
RP DJ Harris
RP Tony Long
RP Todd Marion

POSITION PLAYERS

C Dann Bilardello
C/IF Warren Sawkiw

1B Daniel Gray
2B Dave Lowery
3B Aaron Richartz
SS Michael Hankins
IF Alexander Gagin
IF/OF Rocky Padilla

OF Darryl Brinkley
OF Kevin Dattola
OF Ted Williams

WINNIPEG GOLDEYES ALL-TIME 1-0 GAMES

The Winnipeg Goldeyes are 14-15 all-time in 1-0 games (record includes postseason, but excludes exhibition).

July 9th, 1994 – 1-0 WIN vs. Sioux City
June 4th, 1995 – 1-0 WIN vs. St. Paul
June 24th, 1997 – 1-0 LOSS at Madison
July 19th, 2000 – 1-0 WIN at Madison
August 31st, 2000 (Game 2) – 1-0 LOSS at Sioux City
August 19th, 2001 – 1-0 LOSS at Lincoln
July 19th, 2002 – 1-0 WIN at Sioux City
August 22nd, 2002 – 1-0 WIN at Sioux City (10 innings)
June 30th, 2003 – 1-0 LOSS at Schaumburg (10 innings)
July 12th, 2003 – 1-0 WIN vs. Sioux City (10 innings)
August 28th, 2003 (Game 2) – 1-0 WIN vs. Gary SouthShore (7 innings)
May 28th, 2004 – 1-0 WIN vs. Sioux City
September 2nd, 2004 – 1-0 LOSS vs. St. Paul
September 3rd, 2004 – 1-0 WIN vs. St. Paul
May 18th, 2005 – 0-0 TIE vs. Fargo-Moorhead (Exhibition)
July 21st, 2005 – 1-0 LOSS vs. Edmonton
July 26th, 2007 – 1-0 WIN vs. Calgary
July 23rd, 2009 – 1-0 WIN vs. Kansas City
August 9th, 2011 – 1-0 WIN vs. Sioux Falls (11 innings)
August 16th, 2012 – 1-0 LOSS at Fargo-Moorhead
August 23rd, 2012 – 1-0 LOSS vs. Gary SouthShore
August 24th, 2012 – 1-0 LOSS at St. Paul (12 innings)
August 15th, 2013 – 1-0 WIN at Sioux City
May 6th, 2014 – 1-0 WIN vs. Sioux Falls (Exhibition)
May 26th, 2015 – 1-0 LOSS at Wichita (10 innings)
September 1st, 2015 – 1-0 LOSS vs. Sioux Falls
July 27th, 2016 – 1-0 WIN at Fargo-Moorhead
September 1st, 2016 – 1-0 LOSS at St. Paul
September 8th, 2016 – 1-0 LOSS vs. St. Paul (Postseason)
August 18th, 2017 – 1-0 LOSS at Fargo-Moorhead
June 24th, 2018 – 1-0 LOSS at St. Paul
August 9th, 2019 (Game 2) – 1-0 WIN at Milwaukee (7 innings)

YOUNG AND OLD

In 2016, 39-year-old Winston Abreu became the oldest player to ever wear a Goldeyes' uniform. The former Major Leaguer showed no signs of aging, however, earning four saves during the postseason and recording the final out of the Goldeyes' championship season. Here is a look at the youngest and oldest players in team history.

YOUNGEST GOLDEYES

Jamie Bettens – 20 – 1999
Tim Bruce – 21 – 1994
CJ Martin – 21 – 1996
Chris Peckham – 21 – 1997
Larry Williams – 21 – 1997
Denis Ducharme – 21 – 1998
Blaine Fortin – 21 – 1999
William Geiler – 21 – 2001
Ivan Hernandez – 21 – 2003
Matt Stocco – 21 – 2005
Michael Wagner – 21 – 2006
Dustin Pease – 21 – 2007
Brandon Forshee – 21 – 2010
Eugene Wright – 21 – 2011
Carter McEachern – 21 – 2016
Dominic Blanco – 21 – 2017
Hunter Dolshun – 21 – 2017
Jordan Hovey – 21 – 2019

OLDEST GOLDEYES

Winston Abreu – 39 – 2016
Wes Chamberlain – 38 – 2004
Greg Bicknell – 38 – 2007
Barry Fowler – 38 – 2014
Reggie Abercrombie – 38 – 2019
Scott Neillies – 37 – 1999
Reggie Harris – 37 – 2006
Jon Weber – 37 – 2015
Reggie Abercrombie – 37 – 2018

WINNIPEG GOLDEYES OPPONENTS



The Winnipeg Goldeyes celebrate the 2017 American Association championship at Shaw Park on September 20th. The Goldeyes defeated the Wichita Wingnuts 18-2 in the decisive Game Five. First baseman Shawn Pleffner hit for the cycle.

2020 AMERICAN ASSOCIATION MAP AND MILEAGE CHART



2020 AMERICAN ASSOCIATION MILEAGE CHART

	CHI	CLE	FAR	GAR	KC	LIN	MIL	STP	SC	SF	TEX	WIN
Chicago	—	984	631	57	523	517	72	385	472	563	942	852
Cleburne	984	—	1,105	983	569	652	1042	991	777	866	52	1,323
Fargo-Moorhead	631	1,105	—	674	599	477	574	247	331	243	1,085	219
Gary SouthShore	57	983	674	—	533	539	112	433	545	606	979	892
Kansas City	523	569	599	533	—	192	559	453	269	358	547	814
Lincoln	517	652	477	539	192	—	558	438	155	240	637	690
Milwaukee	72	1042	574	112	559	558	—	332	475	506	1008	794
St. Paul	385	991	247	433	453	438	332	—	300	270	954	463
Sioux City	472	777	331	545	269	155	475	300	—	85	753	546
Sioux Falls	563	866	243	606	358	240	506	270	85	—	841	458
Texas	942	52	1,085	979	547	637	1008	954	753	841	—	1,297
Winnipeg	852	1,323	219	892	814	690	794	463	546	458	1,297	—



CLEBURNE RAILROADERS (est. 2017)

1906 Brazzle Blvd.
Clebune, Texas 76033
PHONE: (817) 945-8705

STADIUM: The Depot at Clebune Station
BUILT: 2017 **CAPACITY:** 1,750 (4,200 including bleachers and grass berm seating)
DIMENSIONS: LF 335—LC 383—CF 400—RC 375—RF 320
OWNERSHIP: New Era Companies, LLC
GENERAL MANAGER: Josh Robertson (2019)
FIELD MANAGER: Brent Clevlen (2019)
HITTING COACH: John Rodriguez **PITCHING COACH:** Mike Jeffcoat
RADIO STATION: 95.3 K-HITS **BROADCASTER:** Denning Gerig/Brad Allred
WEBSITE: railroaderbaseball.com

2019 RECORD: 57-43 (2nd South Division)
ALL-TIME RECORD: 137-162
CHAMPIONSHIPS: n/a
PLAYOFF APPEARANCES vs. WINNIPEG: n/a

<u>ALL-TIME vs. CLEBURNE</u>			
YEAR	HOME	ROAD	TOTALS
2017	0-0	2-2	2-2
2018	1-2	1-2	2-4
2019	1-2	2-1	3-3
TOTALS	2-4	5-5	7-9

WINNIPEG vs. CLEBURNE BY VENUE

WINNIPEG STADIUM (n/a): n/a
SHAW PARK (2017-present): 2-4
THE DEPOT AT CLEBURNE STATION (2017-present): 5-5

2019 vs. CLEBURNE

DATE	AT	RES.	SCORE
5/20	CLE	W	8-7
5/21	CLE	W	7-3
5/22	CLE	L	8-4
6/7	WIN	W	8-6
6/9-1	WIN	L	8-0
6/9-2	WIN	L	5-2

2020 vs. CLEBURNE

DATE	AT	RES.	SCORE
-------------	-----------	-------------	--------------

LAST TIME THE GOLDEYES SWEEPED THE RAILROADERS

Three-game sweep at Winnipeg: n/a
Three-game sweep at Clebune: n/a
Four-game sweep at Winnipeg: n/a
Four-game sweep at Clebune: n/a

LAST TIME THE RAILROADERS SWEEPED THE GOLDEYES

Three-game sweep at Winnipeg: n/a
Three-game sweep at Clebune: n/a
Four-game sweep at Winnipeg: n/a
Four-game sweep at Clebune: n/a

The Austin, Texas native is third on the American Association career list in batting average (.329, minimum 1,500 plate appearances), seventh in home runs (71), and ninth in RBI (313). Clevlen was the American Association's 2014 Player of the Year, and managed the Wingnuts to a 61-39 record during the franchise's final season in 2018.

Clevlen's coaching staff is made up of two more former Major Leaguers. John Rodriguez, who won the 2006 World Series with the St. Louis Cardinals, took over as hitting coach in 2019. Rodriguez batted .298 over two seasons in the Majors, and was the American Association's All-Star Designated Hitter while playing for the Wingnuts in 2013. Mike Jeffcoat logged 500.0 innings over 10 Major League seasons, and assumed pitching coach duties last year.

The revamped administration saw the Railroaders improve by 24 wins in the standings. Clebune's 57-43 record tied for second place in the South, and the Railroaders missed out on their first postseason berth due to a tiebreaker.

Prior to 2017, the city of Clebune had not enjoyed professional baseball since 1906. The original Railroaders won the 1906 Texas League championship, but folded after the season. Hall of Fame outfielder Tris Speaker began his professional career with the 1906 club, and went on to amass 3,515 base hits at the Major League level.

The Goldeyes were originally scheduled to open the 2020 season at The Depot. However, due to the COVID-19 Pandemic, the Railroaders will suspend operations and return to play in 2021.



CHICAGO DOGS (est. 2018)

9850 Balmoral Ave.
Rosemont, Illinois 60018
PHONE: (847) 260-2544

STADIUM: IMPACT Field
BUILT: 2018 **CAPACITY:** 6,300
DIMENSIONS: LF 313—LC 363—CF 388—RC 355—RF 289
OWNERSHIP: Shawn Hunter
CHIEF OPERATING OFFICER: Trish Zuro
FIELD MANAGER: Butch Hobson (2018)
HITTING COACH: DJ Boston **PITCHING COACH:** Cory Domel
RADIO STATION: Team Website **BROADCASTER:** Sam Brief
WEBSITE: thechicagodogs.com

2019 RECORD: 59-41
ALL-TIME RECORD: 104-95
CHAMPIONSHIPS: n/a
PLAYOFF APPEARANCES vs. WINNIPEG: n/a

<u>ALL-TIME vs. CHICAGO</u>			
YEAR	HOME	ROAD	TOTALS
2018	4-2	3-3	7-5
2019	3-3	2-4	5-7
TOTALS	7-5	5-7	12-12

WINNIPEG vs. CHICAGO BY VENUE

WINNIPEG STADIUM (n/a): n/a
SHAW PARK (2018-present): 7-5
IMPACT FIELD (2018-present): 5-7

2019 vs. CHICAGO

DATE	AT	RES.	SCORE
6/18	WIN	W	10-3
6/19	WIN	L	8-3
6/20	WIN	W	15-1
6/28	CHI	W	7-5
6/29	CHI	L	4-2
6/30	CHI	L	5-2
8/15	WIN	L	13-0
8/16	WIN	L	5-1
8/17	WIN	W	10-2
8/21	CHI	W	14-4
8/22	CHI	L	2-0
8/23	CHI	L	6-1

2020 vs. CHICAGO

DATE	AT	RES.	SCORE
7/28	CHI**		
7/29	CHI**		
7/30	CHI**		
8/4	WIN*		
8/5	WIN*		
8/6	WIN*		
9/1	CHI**		
9/2	CHI**		
9/3	CHI**		

*Indicates game scheduled at Newman Outdoor Field

**Indicates game scheduled at Franklin Field

<u>LAST TIME THE GOLDEYES SWEEPED THE DOGS</u>
Three-game sweep at Winnipeg: n/a
Three-game sweep at Chicago: n/a
Four-game sweep at Winnipeg: n/a
Four-game sweep at Chicago: n/a

<u>LAST TIME THE DOGS SWEEPED THE GOLDEYES</u>
Three-game sweep at Winnipeg: n/a
Three-game sweep at Chicago: n/a
Four-game sweep at Winnipeg: n/a
Four-game sweep at Chicago: n/a

The Chicago Dogs joined the American Association as an expansion team in 2018. The club is based out of Rosemont, Illinois, a suburb located 18 miles northwest of downtown Chicago. After a 1-14 start, the Dogs went 44-40 (.524) to finish the season, and ranked third in the American Association with a 3.86 ERA.

The Dogs carried the strong finish to their inaugural campaign well into 2019, finishing 59-41. Chicago had the third best record in the American Association, but missed out on the postseason due to a very competitive North Division.

Veteran manager Butch Hobson returns for a third season as Dogs' manager. Hobson is one of only four managers in independent baseball history to win more than 1,000 games (George Tsamis, Doug Simunic, and Greg Tagert are the others), and has won independent league championships with the Nashua Pride

(2000 Atlantic League, 2007 Can-Am League) and Lancaster Barnstormers (2014 Atlantic League).

Hobson managed the Boston Red Sox from 1992-94, working with Major League greats such as Andre Dawson, Roger Clemens, Wade Boggs, and Mo Vaughn. 2020 will be Hobson's 32nd season managing in professional baseball. Hobson played eight years in the Major Leagues for the Red Sox, California Angels, and New York Yankees, including a 30-homer, 112-RBI campaign for Boston in 1977.

The Dogs play at state-of-the-art IMPACT Field in Rosemont, which is located near O'Hare International Airport.

Due to the COVID-19 Pandemic, the Dogs will share Franklin Field with the Milwaukee Milkmen as part of the American Association's hub city model in 2020.

FARGO-MOORHEAD REDHAWKS (est. 1996)

1515 15th Avenue North
 Fargo, North Dakota 58102
PHONE: (701) 235-6161



STADIUM: Newman Outdoor Field
BUILT: 1996 **CAPACITY:** 4,513
DIMENSIONS: LF 318—LC 398—CF 408—RC 353—RF 314
OWNERSHIP: Bruce Thom, Brad Thom
GENERAL MANAGER: Matt Rau (2018)
FIELD MANAGER: Chris Coste (2020)
HITTING COACH: Anthony Renz **BULLPEN COACH:** Robbie Lopez
RADIO STATION: 740 AM "The FAN" **BROADCASTER:** Jack Michaels
WEBSITE: fmredhawks.com

2019 RECORD: 63-37 (2nd North Division)
ALL-TIME RECORD: 1,332-933
CHAMPIONSHIPS: 1998, 2003, 2006, 2009, 2010
PLAYOFF APPEARANCES vs. WINNIPEG: 1996, 1997, 1998, 1999, 2000, 2001, 2003, 2006, 2009, 2012

ALL-TIME vs. FARGO-MOORHEAD			
YEAR	HOME	ROAD	TOTALS
1996	4-2	2-4	6-6
1997	4-2	3-3	7-5
1998	4-2	1-5	5-7
1999	2-5	5-2	7-7
2000	2-4	3-4	5-8
2001	4-2	5-2	9-4
2002	3-4	1-2	4-6
2003	2-2	2-4	4-6
2004	5-3	2-5	7-8
2005	1-5	1-5	2-10
2006	5-4	4-6	9-10
2007	5-4	1-5	6-9
2008	7-4	6-9	13-13
2009	4-5	5-4	9-9
2010	2-5	3-4	5-9
2011	9-2	4-4	13-6
2012	2-9	4-3	6-12
2013	2-4	0-6	2-10
2014	6-1	4-2	10-3
2015	2-5	4-3	6-8
2016	5-3	4-3	9-6
2017	3-5	4-3	7-8
2018	3-3	1-6	4-9
2019	3-2	4-3	7-5
TOTALS	89-87	73-97	162-184

WINNIPEG vs. FARGO-MOORHEAD BY VENUE

WINNIPEG STADIUM (1996-98): 12-6
SHAW PARK (1999-present): 77-81
NEWMAN OUTDOOR FIELD (1996-present): 73-97

2019 vs. FARGO-MOORHEAD

DATE	AT	RES.	SCORE
7/1	WIN	L	9-7
7/2	WIN	L	6-5
7/3	WIN	W	4-1
7/27	WIN	W	11-3
7/28	WIN	W	3-1
8/2	FAR	W	3-1
8/3	FAR	L	8-4
8/4	FAR	W	7-2
8/5	FAR	L	7-1
8/24	FAR	L	11-9
8/25	FAR	W	7-5
8/26	FAR	W	9-3

2020 vs. FARGO-MOORHEAD

DATE	AT	RES.	SCORE
7/3	FAR		
7/4	FAR		
7/5	FAR		
7/7	WIN*		
7/8	WIN*		
7/9	WIN*		
7/21	FAR		
7/22	FAR		
7/23	FAR		
7/24	WIN*		
7/25	WIN*		
7/26	WIN*		
8/7	FAR		
8/9	FAR		
8/11	WIN*		
8/12	WIN*		
8/13	WIN*		
8/25	FAR		
8/26-1	FAR		
8/26-2	FAR		
8/27	FAR		
8/28	WIN*		
8/29	WIN*		
8/30	WIN*		

*Indicates game scheduled at Newman Outdoor Field

LAST TIME THE GOLDEYES SWEEP THE REDHAWKS

Three-game sweep at Winnipeg: August 29-31, 2018
 Three-game sweep at Fargo-Moorhead: July 4-6, 2014
 Four-game sweep at Winnipeg: June 27-30, 2014
 Four-game sweep at Fargo-Moorhead: June 20-22, 2008

LAST TIME THE REDHAWKS SWEEP THE GOLDEYES

Three-game sweep at Winnipeg: July 27-29, 2018
 Three-game sweep at Fargo-Moorhead: August 2-4, 2013
 Four-game sweep at Winnipeg: July 3-6, 2012
 Four-game sweep at Fargo-Moorhead: July 5-8, 2018

Newman Outdoor Field also plays host to the North Dakota State University (Bison) baseball team. The Maury Wills Museum lives inside of the ballpark. Wills stole 586 bases and collected 2,134 hits during 14 Major League seasons (1959-72), and previously served as a coach for the RedHawks. New York Yankees' legend Roger Maris, who broke Babe Ruth's single-season home run record in 1961, began his professional career with the Fargo-Moorhead Twins in 1953. The RedHawks retired the number "8" in honour of Maris, and The Roger Maris Museum is located inside a Fargo shopping mall near Newman Outdoor Field.

Former RedHawks' legend Chris Coste takes over as manager in 2020. Coste played four years for the RedHawks, and was a member of the 1998 Northern League championship squad that many consider the greatest independent team of all time. Coste then became one of independent baseball's biggest success stories, not only reaching the Major Leagues for four seasons, but capturing a World Series ring with the 2008 Philadelphia Phillies.

Due to the COVID-19 Pandemic, the RedHawks will share Newman Outdoor Field with the Goldeyes as part of the American Association's hub city model in 2020.

GARY SOUTHSORE RAILCATS (est. 2002)

One Stadium Plaza
Gary, Indiana 46402
PHONE: (219) 882-2255



STADIUM: US Steel Yard
BUILT: 2003 **CAPACITY:** 6,139
DIMENSIONS: LF 320—LC 380—CF 400—RC 390—RF 335
OWNERSHIP: Salvi Sports Enterprises, Pat and Linda Salvi
GENERAL MANAGER: Brian Flenner (2019)
FIELD MANAGER: Greg Tagert (2005)
HITTING COACH: Bobby Spain **THIRD BASE COACH:** Mike Habas
RADIO STATION: 95.5 FM WEFM **BROADCASTER:** Laura Hoover
WEBSITE: railcatsbaseball.com

2019 RECORD: 40-59 (5th North Division)
ALL-TIME RECORD: 840-834
CHAMPIONSHIPS: 2005, 2007, 2013
PLAYOFF APPEARANCES vs. WINNIPEG: 2007, 2008

ALL-TIME vs. GARY SOUTHSORE			
YEAR	HOME	ROAD	TOTALS
2002	4-1	4-1	8-2
2003	4-2	3-3	7-5
2004	3-0	3-0	6-0
2005	3-0	1-2	4-2
2006	4-0	3-3	7-3
2007	4-1	3-4	7-5
2008	1-5	3-3	4-8
2009	9-4	3-4	12-8
2010	1-6	3-3	4-9
2011	3-3	1-2	4-5
2012	2-1	2-1	4-2
2013	0-4	1-2	1-6
2014	3-4	2-1	5-5
2015	3-4	2-1	5-5
2016	3-3	6-1	9-4
2017	1-2	6-2	7-4
2018	3-3	2-4	5-7
2019	5-1	3-3	8-4
TOTALS	56-44	51-40	107-84

WINNIPEG vs. GARY SOUTHSORE BY VENUE

WINNIPEG STADIUM (n/a): n/a
SHAW PARK (2002-present): 60-45
US Steel Yard (2003-present): 47-39 (the RailCats played as a road team in 2002)

2019 vs. GARY SOUTHSORE

DATE	AT	RES.	SCORE
5/28	WIN	W	4-2
5/29	WIN	W	3-1
5/30	WIN	L	10-3
6/11	GAR	W	5-3
6/12	GAR	L	8-3
6/13	GAR	W	5-0
7/30	GAR	L	2-1
7/31	GAR	W	5-2
8/1	GAR	L	10-2
8/27	WIN	W	13-7
8/28	WIN	W	3-2
8/29	WIN	W	2-0

2020 vs. GARY SOUTHSORE

DATE	AT	RES.	SCORE
------	----	------	-------

LAST TIME THE GOLDEYES SWEEPED THE RAILCATS

Three-game sweep at Winnipeg: August 27-29, 2019
Three-game sweep at Gary SouthShore: August 18-19, 2004
Four-game sweep at Winnipeg: July 9-11, 2009
Four-game sweep at Gary SouthShore: August 4-7, 2016

LAST TIME THE RAILCATS SWEEPED THE GOLDEYES

Three-game sweep at Winnipeg: July 10-12, 2009
Three-game sweep at Gary SouthShore: n/a
Four-game sweep at Winnipeg: July 6-9, 2013
Four-game sweep at Gary SouthShore: n/a

The Gary SouthShore RailCats joined the American Association in 2011 along with the Goldeyes, Fargo-Moorhead RedHawks, and Kansas City T-Bones. Like their fellow companions from the Northern League, the RailCats have established themselves as one of the most successful teams in independent baseball.

After humble beginnings as a road-only franchise in 2002, the RailCats moved into state-of-the-art US Steel Yard in 2003. Greg Tagert took over as manager in 2005, and led the RailCats to the Northern League title that same year. Tagert and the RailCats claimed the Northern League championship again in 2007, and the club made a total of five consecutive appearances in the Northern League Championship Series from 2005-09.

The RailCats won their first American Association championship in 2013 after winning the wild card and knocking off a pair of teams that won 60-plus games. In the Division Series, Gary SouthShore ousted Fargo-Moorhead, who captured the North Division with 62 wins. The RailCats then won the American Association Championship Series from a Wichita Wingnuts club that set a league-record with 68 victories.

After missing the Central Division title by two games in 2016, the RailCats earned consecutive postseason berths in 2018 and 2019. The RailCats won 57 games in 2017, which was enough to win a three-way tiebreaker that clinched the wild card on the final day of the regular season. In 2018, the RailCats won 59 games and shared the North Division pennant with the St. Paul Saints.

The RailCats finished 40-59 in 2019, marking just the second time a Greg Tagert-led club has finished below .500 during his 24 seasons as a professional manager (the other was 2015).

The Goldeyes and RailCats have met twice in the postseason (opening round in both 2007 and 2008). The two series were tightly contested, with the RailCats emerging victorious both times. Of the nine head-to-head playoff games between Winnipeg and Gary SouthShore, seven of them have been decided by three runs or less.

Due to the COVID-19 Pandemic, the RailCats will suspend operations and return to play in 2021.

KANSAS CITY T-BONES (est. 2003)

1800 Village West Parkway
 Kansas City, Kansas 66111
PHONE: (913) 328-2255



STADIUM: T-Bones Stadium
BUILT: 2003 **CAPACITY:** 6,270
DIMENSIONS: LF 300—LC 370—CF 405—RC 390—RF 330
OWNERSHIP: Mark Brandmeyer
GENERAL MANAGER: Chris Browne (2009)
FIELD MANAGER: Joe Calfapietra (2017)
PITCHING COACH: Bill Sobbe **FIRST BASE COACH:** Frank White
COACH: John West
RADIO STATION: Team Website **BROADCASTER:** Dan Vaughan
WEBSITE: tbonesbaseball.com

2019 RECORD: 58-42 (1st South Division)
ALL-TIME RECORD: 830-831
CHAMPIONSHIPS: 2008, 2018
PLAYOFF APPEARANCES vs. WINNIPEG: n/a

<u>ALL-TIME vs. KANSAS CITY</u>			
YEAR	HOME	ROAD	TOTALS
2003	3-0	1-2	4-2
2004	2-2	2-1	4-3
2005	2-2	0-0	2-2
2006	5-2	1-2	6-4
2007	4-0	4-4	8-4
2008	7-6	4-3	11-9
2009	4-2	8-4	12-6
2010	3-3	3-4	6-7
2011	1-2	4-2	5-4
2012	0-0	2-1	2-1
2013	1-2	0-0	1-2
2014	3-0	2-1	5-1
2015	1-2	3-1	4-3
2016	3-0	1-2	4-2
2017	2-1	1-2	3-3
2018	0-3	1-2	1-5
2019	2-1	2-1	4-2
TOTALS	43-28	39-32	82-60

WINNIPEG vs. KANSAS CITY BY VENUE
WINNIPEG STADIUM (n/a): n/a
SHAW PARK (2003-present): 43-28
T-BONES STADIUM (2003-present): 39-32

<u>2019 vs. KANSAS CITY</u>				<u>2020 vs. KANSAS CITY</u>			
DATE	AT	RES.	SCORE	DATE	AT	RES.	SCORE
5/25-1	WIN	L	5-3				
5/25-2	WIN	W	3-1				
5/26	WIN	W	4-2				
7/19	KC	L	4-3				
7/20	KC	W	13-2				
7/21	KC	W	5-4				

<u>LAST TIME THE GOLDEYES SWEEPED THE T-BONES</u>
Three-game sweep at Winnipeg: July 29-31, 2016
Three-game sweep at Kansas City: June 3-5, 2008
Four-game sweep at Winnipeg: May 25-27, 2007
Four-game sweep at Kansas City: n/a

<u>LAST TIME THE T-BONES SWEEPED THE GOLDEYES</u>
Three-game sweep at Winnipeg: June 18-20, 2018
Three-game sweep at Kansas City: August 3-5, 2007
Four-game sweep at Winnipeg: n/a
Four-game sweep at Kansas City: n/a

The T-Bones joined the American Association from the Northern League in 2011 along with the Goldeyes, Fargo-Moorhead RedHawks, and Gary SouthShore RailCats. The franchise traces back to the origins of the Northern League in 1993 when the club played as the Duluth-Superior Dukes—the team the Goldeyes played their first ever game against in 1994. The Dukes were moved to Kansas City and brand new T-Bones Stadium in 2003, and the T-Bones have ranked among independent baseball's attendance leaders ever since.

Kansas City won its first championship in 2008 when it defeated the Gary SouthShore RailCats in the Northern League Championship Series. In 2018, the T-Bones captured their first American Association championship, taking down division-winning Sioux City and St. Paul.

Joe Calfapietra enters his fourth year as T-Bones' manager after leading the Can-Am League's New Jersey Jackals for 14 seasons. Calfapietra led the Jackals to 10 postseason appearances during his 14 years at the helm. Kansas City's playoff berth in 2018 was their first since the final year of the Northern League in 2010.

The T-Bones have won 177 games in three seasons under Calfapietra. Despite a 57-43 record in 2017, the T-Bones narrowly missed the playoffs due to a three-way tiebreaker for the wild card on the final day of the regular season. After winning the 2018 championship, the T-Bones returned to the playoffs in 2019 by winning the American Association South Division.

Former Kansas City Royals' legend Frank White returns as the T-Bones' first base coach. White was an integral member of the Royals' 1985 World Series championship team and won eight Gold Gloves at second base during his 18 years in the Major Leagues. White managed the Wichita Wranglers from 2004-06 when the club served as the Royals' Double-A Texas League affiliate.

In 2020, the T-Bones underwent an ownership change with Mark Brandmeyer of Brandmeyer Enterprises and Built Interior Construction.

Due to the COVID-19 Pandemic, the T-Bones will suspend operations and return to play in 2021.



LINCOLN SALTDogs (est. 2001)

403 Line Drive Circle, Suite A
Lincoln, Nebraska 68508
PHONE: (402) 474-2255

STADIUM: Haymarket Park
BUILT: 2001 **CAPACITY:** 4,500 (8,500 including grass berm seating)
DIMENSIONS: LF 335—LC 403—CF 395—RC 400—RF 330
OWNERSHIP: Jim Abel
GENERAL MANAGER: Charlie Meyer (2014)
FIELD MANAGER: James Frisbie (2020)
HITTING COACH: Tommy Gregg **BENCH COACH:** Brad Weitzel
RADIO STATION: ESPN 1480 AM **BROADCASTER:** Michael Dixon
WEBSITE: saltdogs.com

2019 RECORD: 40-59 (4th South Division)
ALL-TIME RECORD: 951-884
CHAMPIONSHIPS: 2009
PLAYOFF APPEARANCES vs. WINNIPEG: 2001, 2002, 2014, 2017

<u>ALL-TIME vs. LINCOLN</u>			
YEAR	HOME	ROAD	TOTALS
2001	3-3	2-4	5-7
2002	5-2	2-1	7-3
2003	2-1	3-0	5-1
2004	3-1	1-3	4-4
2005	4-0	1-3	5-3
2011	3-0	2-4	5-4
2012	2-1	4-3	6-4
2013	4-3	2-2	6-5
2014	2-2	3-0	5-2
2015	3-0	2-1	5-1
2016	2-1	4-2	6-3
2017	2-1	1-2	3-3
2018	1-3	2-1	3-4
2019	3-0	0-3	3-3
TOTALS	39-18	29-29	68-47

WINNIPEG vs. LINCOLN BY VENUE

WINNIPEG STADIUM (n/a): n/a
SHAW PARK (2001-present): 39-18
HAYMARKET PARK (2001-present): 29-29

2019 vs. LINCOLN

DATE	AT	RES.	SCORE
7/9	LIN	L	9-2
7/10	LIN	L	6-0
7/11	LIN	L	3-2
8/6	WIN	W	15-10
8/7	WIN	W	11-6
8/8	WIN	W	7-2

2020 vs. LINCOLN

DATE	AT	RES.	SCORE
-------------	-----------	-------------	--------------

LAST TIME THE GOLDEYES SWEEP THE SALTDogs

Three-game sweep at Winnipeg: August 6-8, 2019
Three-game sweep at Lincoln: May 23-25, 2014
Four-game sweep at Winnipeg: August 26-29, 2005
Four-game sweep at Lincoln: n/a

LAST TIME THE SALTDogs SWEEP THE GOLDEYES

Three-game sweep at Winnipeg: n/a
Three-game sweep at Lincoln: July 9-11, 2019
Four-game sweep at Winnipeg: n/a
Four-game sweep at Lincoln: n/a

The Lincoln Saltdogs joined the Northern League in 2001, and later became a charter member of the American Association when the league was founded in 2006. The Saltdogs' lineage traces back to the Madison Black Wolf, which played in the Northern League from 1996-2000.

The Saltdogs won their first championship in 2009, winning a decisive Game Five on the road in each round of the playoffs.

The Goldeyes and Saltdogs have met in the postseason four times. The most recent matchup was the 2017 American Association Division Series, which the Goldeyes won three games to one.

Since their inaugural season in 2001, the Saltdogs have played at Haymarket Park just outside of downtown Lincoln, Nebraska. The facility is widely regarded as one of the finest in both college and professional baseball, and the Saltdogs have earned Playing Surface of the Year honours in each of their first 19 seasons. The Saltdogs share Haymarket Park with the University of Nebraska (Cornhuskers) baseball team.

Veteran independent baseball professional James Frisbie takes over as Saltdogs' manager in 2020. Frisbie has six years of managing experience, including the 2016 season with the American Association's Texas AirHogs.

Due to the COVID-19 Pandemic, the Saltdogs will suspend operations and return to play in 2021.



MILWAUKEE MILKMEN (est. 2019)

7035 S. Ballpark Drive
Franklin, Wisconsin 53132
PHONE: (414) 224-9283

STADIUM: Franklin Field
BUILT: 2019 **CAPACITY:** 4,000
DIMENSIONS: LF 330—LC 369—CF 408—RC 369—RF 330
OWNERSHIP: ROC Ventures
GENERAL MANAGER: Shawn Kison
FIELD MANAGER: Anthony Barone (2020)
HITTING COACH: Matt Passerelle **PITCHING COACH:** Wade Taylor
ASSISTANT COACH: Roger Fegan
RADIO STATION: Team Website
WEBSITE: milwaukeeilkmen.com

2019 RECORD: 38-62
ALL-TIME RECORD: 38-62
CHAMPIONSHIPS: n/a
PLAYOFF APPEARANCES vs. WINNIPEG: n/a

WINNIPEG vs. MILWAUKEE BY VENUE

WINNIPEG STADIUM (n/a): n/a
SHAW PARK (2019-present): 3-1
KOKOMO MUNICIPAL STADIUM (2019): 0-1
FRANKLIN FIELD (2019-present): 2-2

<u>ALL-TIME vs. MILWAUKEE</u>			
YEAR	HOME	ROAD	TOTALS
2019	3-1	2-3	5-4
TOTALS	3-1	2-3	5-4

2019 vs. MILWAUKEE

DATE	AT	RES.	SCORE
6/14	MIL	L	2-1
6/21	WIN	W	4-3
6/22-1	WIN	L	6-4
6/22-2	WIN	W	3-2
6/23	WIN	W	4-3
8/9-1	MIL	L	5-4
8/9-2	MIL	W	1-0
6/10	MIL	W	13-9
6/11	MIL	L	2-4

2020 vs. MILWAUKEE

DATE	AT	RES.	SCORE
8/18	MIL		
8/19	MIL		
8/20	MIL		
8/21	WIN*		
8/22	WIN*		
8/23	WIN*		
9/8	WIN*		
9/9	WIN*		
9/10	WIN*		

**Indicates game scheduled at Newman Outdoor Field*

LAST TIME THE GOLDEYES SWEEPED THE MILKMEN

Three-game sweep at Winnipeg: n/a
Three-game sweep at Milwaukee: n/a
Four-game sweep at Winnipeg: n/a
Four-game sweep at Milwaukee: n/a

LAST TIME THE MILKMEN SWEEPED THE GOLDEYES

Three-game sweep at Winnipeg: n/a
Three-game sweep at Milwaukee: n/a
Four-game sweep at Winnipeg: n/a
Four-game sweep at Milwaukee: n/a

The Milwaukee Milkmen joined the American Association as an expansion team in 2019, effectively replacing the Wichita Wingnuts. Milwaukee plays alongside the Goldeyes in the American Association North Division.

The Milkmen play their home games at state-of-the-art Franklin Field in Franklin, Wisconsin, a suburb of downtown Milwaukee. The facility also hosts the University of Wisconsin-Milwaukee (Panthers) baseball team.

Inclement weather during the winter of 2019 led to construction delays at the new ballpark, and the Milkmen were forced to play their first 14 home games at Kokomo Municipal Stadium in Kokomo, Indiana. Kokomo is home to the Northwoods League's Kokomo Jackrabbits, a college summer wood bat team that is under the same ownership group as the Milkmen.

Anthony Barone makes his professional managing debut for the Milkmen in 2020. Barone served on the Milkmen coaching staff in 2018, and previously led the Jamestown Jammers of the Perfect Game Collegiate Baseball League.

Due to the COVID-19 Pandemic, the Milkmen will share Franklin Field with the Chicago Dogs as part of the American Association's hub city model in 2020.

ST. PAUL SAINTS (est. 1993)

360 Broadway St.
St. Paul, Minnesota 55101
PHONE: (651) 644-3517



STADIUM: CHS Field
BUILT: 2015 **CAPACITY:** 7,210
DIMENSIONS: LF 330—LC 368—CF 405—RC 363—RF 320
OWNERSHIP: The Goldklang Group, Marv Goldklang, Mike Veeck
GENERAL MANAGER: Derek Sharrer (2004)
FIELD MANAGER: George Tsamis (2003)
HITTING COACH: Ole Sheldon **PITCHING COACH:** Kerry Ligtenberg
BENCH COACH: Dan Grice
RADIO STATION: ALT 93.3 FM **BROADCASTER:** Sean Aronson
WEBSITE: saintsbaseball.com

2019 RECORD: 64-36 (1st North Division, American Association Champions)
ALL-TIME RECORD: 1,349-1,150
CHAMPIONSHIPS: 1993, 1995, 1996, 2004, 2019
PLAYOFF APPEARANCES vs. WINNIPEG: 1995, 2003, 2011, 2016

YEAR	ALL-TIME vs. ST. PAUL		
	HOME	ROAD	TOTALS
1994	5-4	4-5	9-9
1995	2-4	2-7	4-11
1996	5-1	3-3	8-4
1997	3-3	4-2	7-5
1998	4-2	5-1	9-3
1999	4-2	3-3	7-5
2000	5-1	4-2	9-3
2001	5-2	5-2	10-4
2002	1-2	4-3	5-5
2003	6-4	5-2	11-6
2004	4-3	2-5	6-8
2005	2-1	1-2	3-3
2011	6-4	7-2	13-6
2012	2-5	3-1	5-6
2013	5-3	4-3	9-6
2014	5-4	2-1	7-5
2015	3-4	1-6	4-10
2016	6-4	3-4	9-8
2017	7-3	3-4	10-7
2018	3-4	4-3	7-7
2019	3-4	2-4	5-8
TOTALS	86-64	71-65	157-129

WINNIPEG vs. ST. PAUL BY VENUE
WINNIPEG STADIUM (1994-98): 19-14
SHAW PARK (1999-present): 67-50
MIDWAY STADIUM (1994-2014): 58-44
CHS FIELD (2015-present): 13-21

2019 vs. ST. PAUL

DATE	AT	RES.	SCORE
7/4	WIN	W	9-8
7/5	WIN	L	10-2
7/6	WIN	W	7-6
7/7	WIN	L	3-2
7/8	WIN	W	7-6
7/12	STP	L	10-9
7/13	STP	W	15-1
7/14	STP	L	12-1
8/12	STP	W	8-0
8/13	STP	L	10-2
8/14	STP	L	5-4
8/18	WIN	L	17-5
8/19	WIN	L	8-5

2020 vs. ST. PAUL

DATE	AT	RES.	SCORE
7/14	STP**		
7/15	STP**		
7/16	STP**		
7/31	WIN*		
8/1	WIN*		
8/2	WIN*		
9/4	WIN*		
9/5	WIN*		
9/6	WIN*		

*Indicates game scheduled at Newman Outdoor Field

**Indicates game scheduled at Sioux Falls Stadium

LAST TIME THE GOLDEYES SWEEPED THE SAINTS

Three-game sweep at Winnipeg: July 17-19, 2017
Three-game sweep at St. Paul: August 29-31, 2017
Four-game sweep at Winnipeg: June 21-24, 2001
Four-game sweep at St. Paul: July 11-13, 2011

LAST TIME THE SAINTS SWEEPED THE GOLDEYES


Three-game sweep at Winnipeg: June 17-19, 2016
Three-game sweep at St. Paul: August 8-10, 2015
Four-game sweep at Winnipeg: n/a
Four-game sweep at St. Paul: June 22-25, 2017

Association Division Series with the Goldeyes winning three games to two, and overcoming a 2-1 series deficit while on the road. Previously, the Saints defeated Winnipeg in the 1995 Northern League Championship Series, while the Goldeyes bested the Saints in another epic five-game set in the 2003 East Division Championship Series. In the 2011 American Association Division Series, it was the Saints who squeaked out a Game Five victory in the bottom of the ninth inning. Of the 19 head-to-head playoff games between the teams, 15 of them have been decided by three runs or less.

George Tsamis—the winningest manager in American Association history—returns for his 18th season at the helm of the Saints. Tsamis won championships with the New Jersey Jackals in 2001 and 2002, both of which came against the Goldeyes. In 2018, Tsamis became just the fourth manager in the history of independent baseball to win 1,000 games.

The Saints won their fifth championship in franchise history—and their first in the American Association—in 2019. St. Paul rallied to win 17 of their final 20 regular season games to claim the league's best overall record. After falling behind 0-2 in the North Division Series against Fargo-Moorhead, the Saints rattled off three straight wins before sweeping Sioux City in the American Association Championship Series.

Due to the COVID-19 Pandemic, the Saints will share Sioux Falls Stadium with the Sioux Falls Canaries as part of the American Association's hub city model in 2020.



SIOUX FALLS CANARIES (est. 1993)

1001 N. West Avenue
Sioux Falls, South Dakota 57104
PHONE: (605) 333-0179

STADIUM: Sioux Falls Stadium
BUILT: 1964 **CAPACITY:** 4,462
DIMENSIONS: LF 313—LC 362—CF 410—RC 361—RF 312
OWNERSHIP: Tom Garrity
GENERAL MANAGER: Duell Higbe (2016)
FIELD MANAGER: Mike Meyer (2017)
RADIO STATION: 1230 AM KWSN **BROADCASTER:** Carter Woodiel
WEBSITE: sfcanaries.com

2019 RECORD: 38-62 (5th South Division)
ALL-TIME RECORD: 1,116-1,381
CHAMPIONSHIPS: 2008
PLAYOFF APPEARANCES vs. WINNIPEG: n/a

ALL-TIME vs. SIOUX FALLS			
YEAR	HOME	ROAD	TOTALS
1994	2-4	4-5	6-9
1995	7-2	5-4	12-6
1996	3-3	2-4	5-7
1997	3-3	3-3	6-6
1998	4-2	4-2	8-4
1999	2-5	3-2	5-7
2000	5-1	2-4	7-5
2001	3-3	5-1	8-4
2002	3-0	6-1	9-1
2003	1-1	2-1	3-2
2004	4-3	6-2	10-5
2005	4-1	3-4	7-5
2011	7-4	5-6	12-10
2012	9-1	4-3	13-4
2013	4-2	5-2	9-4
2014	3-1	8-3	11-4
2015	4-5	2-1	6-6
2016	3-4	5-2	8-6
2017	9-1	2-1	11-2
2018	4-3	3-3	7-6
2019	4-2	1-2	5-4
TOTALS	88-51	80-56	168-107

WINNIPEG vs. SIOUX FALLS BY VENUE
WINNIPEG STADIUM (1994-98): 19-14
SHAW PARK (1999-present): 69-37
SIOUX FALLS STADIUM (1994-present): 80-56

2019 vs. SIOUX FALLS

DATE	AT	RES.	SCORE
5/31	SF	W	11-10
6/1	SF	L	7-5
6/2	SF	L	2-1
7/16	WIN	W	11-2
7/17	WIN	W	9-3
7/18	WIN	L	8-6
8/30	WIN	W	5-4
8/31	WIN	W	3-2
9/1	WIN	L	4-3
9/2	WIN	W	9-5

2020 vs. SIOUX FALLS

DATE	AT	RES.	SCORE
7/10	SF		
7/11	SF		
7/12	SF		
7/17	WIN*		
7/18	WIN*		
7/19	WIN*		
8/14	SF		
8/15	SF		
8/16	SF		

*Indicates game scheduled at Newman Outdoor Field

LAST TIME THE GOLDEYES SWEEPED THE CANARIES

Three-game sweep at Winnipeg: August 25-27, 2017
Three-game sweep at Sioux Falls: July 5-7, 2002
Four-game sweep at Winnipeg: July 7-10, 2012
Four-game sweep at Sioux Falls: June 2-5, 2014

LAST TIME THE CANARIES SWEEPED THE GOLDEYES

Three-game sweep at Winnipeg: n/a
Three-game sweep at Sioux Falls: July 22-24, 2011
Four-game sweep at Winnipeg: n/a
Four-game sweep at Sioux Falls: n/a

baseman Patrick Reilly singled with the bases loaded in the bottom of the 12th inning of Game Four against the expansion Grand Prairie AirHogs. Outfielder Beau Torbert was named league MVP, and later had his number "7" retired by the organization in 2013.

Two years later, Sioux Falls (rebranded as the Sioux Falls Fighting Pheasants) won 63 games and made a return trip to the American Association Championship Series. Torbert became the first (and to this day, still the only) two-time American Association MVP, flirting with a .400 batting average for much of the season. Torbert eventually settled on a league-best .394 mark, while first baseman Brandon Sing established an American Association single-season record with 27 home runs (since matched or surpassed five times). Reggie Abercrombie became the first (and today, one of only three) player in league history to achieve 20 home runs (22) and 20 stolen bases (34) in one season. The franchise re-adopted the "Canaries" moniker in 2013.

Former long-time Canaries' pitching coach Mike Meyer enters his fourth season as manager. Meyer was 26-21 for the St. Paul Saints from 2004-06, and helped the Saints win the 2004 Northern League championship.

Due to the COVID-19 Pandemic, the Canaries will share Sioux Falls Stadium with the St. Paul Saints as part of the American Association's hub city model in 2020.

Charter members of both the Northern League (1993) and American Association (2006), the Sioux Falls Canaries join the St. Paul Saints and Sioux City Explorers as independent baseball's longest tenured clubs still playing in their original city. All three celebrated their 25th season in 2017.

Since their inaugural season, the Canaries have played their games at Sioux Falls Stadium, often referred to as "The Bird Cage." The ballpark is known for its intimate feel and hitter-friendly dimensions. The right field line stands just 312 feet from home plate, while the left field line is marked at only 313 feet.

The Canaries have featured two of the best teams in the history of the American Association. Their 2008 squad won 60 games and delivered Sioux Falls its first championship in franchise history. The title was clinched in dramatic fashion. First

TEXAS AIRHOGS (est. 2016)

1600 Lone Star Parkway
Grand Prairie, Texas 75050
PHONE: (972) 237-7695



STADIUM: AirHogs Stadium
BUILT: 2008 **CAPACITY:** 5,445
DIMENSIONS: LF 330—LC 364—CF 397—RC 364—RF 330
OWNERSHIP: Neltex Sports, Donnie Nelson
GENERAL MANAGER: Nate Gutierrez (2019)
FIELD MANAGER: Chris Bando (2019)
RADIO STATION: Team Website **BROADCASTER:** Tim Costello
WEBSITE: airhogsbaseball.com

2019 RECORD: 28-72 (6th South Division)
ALL-TIME RECORD: 125-275
CHAMPIONSHIPS: n/a
PLAYOFF APPEARANCES vs. WINNIPEG: n/a

ALL-TIME vs. TEXAS			
YEAR	HOME	ROAD	TOTALS
2016	2-1	0-0	2-1
2017	2-2	0-0	2-2
2018	3-0	3-0	6-0
2019	3-0	3-1	6-1
TOTALS	10-3	6-0	16-4

WINNIPEG vs. TEXAS BY VENUE
WINNIPEG STADIUM (n/a): n/a
SHAW PARK (2016-present): 10-3
AIRHOGS STADIUM (2016-present): 6-1

2019 vs. TEXAS				2020 vs. TEXAS			
DATE	AT	RES.	SCORE	DATE	AT	RES.	SCORE
5/16	TEX	W	3-1				
5/17	TEX	W	7-1				
5/18	TEX	W	6-2				
5/19	TEX	L	6-4				
7/24	WIN	W	7-2				
7/25	WIN	W	5-4				
7/26	WIN	W	10-4				

LAST TIME THE GOLDEYES SWEEP THE TEXAS AIRHOGS
Three-game sweep at Winnipeg: July 24-26, 2019
Three-game sweep at Texas: May 21-23, 2018
Four-game sweep at Winnipeg: n/a
Four-game sweep at Texas: n/a

LAST TIME THE TEXAS AIRHOGS SWEEP THE GOLDEYES
Three-game sweep at Winnipeg: n/a
Three-game sweep at Texas: n/a
Four-game sweep at Winnipeg: n/a
Four-game sweep at Texas: n/a

After splitting their home schedule in Amarillo, Texas (Potter County Memorial Stadium) and Grand Prairie, Texas (AirHogs Stadium) in 2016, the Texas AirHogs operated as a single entity in 2017, playing all of their home games in Grand Prairie.

The 2016 arrangement saw a merging of the Grand Prairie AirHogs and the Amarillo Thunderheads (previously the Amarillo Sox). The Grand Prairie AirHogs were an American Association expansion team in 2008, and reached the American Association Championship Series during their inaugural season. The AirHogs won the 2011 American Association Championship, overcoming a 2-0 series deficit against the St. Paul Saints.

The Sox joined the American Association in 2011, before rebranding as the Thunderheads for the 2015 season. Prior to 2011, the Sox were known as the Amarillo Dillas, and won three consecutive United League championships from 2008-10.

The AirHogs played under a unique arrangement with the Chinese National Team in 2018 and 2019. More than half of the AirHogs' roster was comprised of Chinese-born players, while the remaining players were acquired via traditional methods. The partnership was created to help the Chinese players develop against high-level competition in hopes of earning an eventual Olympic bid.

Former Major League catcher Chris Bando enters his second year as AirHogs' manager. Bando played nine years in the Majors for the Cleveland Indians, Detroit Tigers, and Oakland Athletics. Bando managed the Triple-A Pacific Coast League's New Orleans Zephyrs from 1993-95, and later served as third base and bench coach for the Milwaukee Brewers. Bando's most recent managerial position was in 2012 with the Frontier League's Washington Wild Things.

Due to the COVID-19 Pandemic, the AirHogs will suspend operations and return to play in 2021.

WINNIPEG GOLDEYES MEDIA POLICIES

CREDENTIALS

To request credentials, please contact Steve Schuster via email at steve@goldeyes.com or phone at (204) 956-3213. All requests must be made no later than six hours prior to the scheduled game time. Day-of-game credentials must be picked up at the Sellors & Associates Reserved Ticket Window adjacent to the Shaw Park box office, beginning four hours prior to game time. Credentials will only be issued to working members of legitimate, news-gathering sources, and must be displayed at all time while inside Shaw Park. A photo ID and signature are required when picking up credentials.

CLUBHOUSE ACCESS

The Winnipeg Goldeyes' clubhouse will be open to the media one hour prior to batting practice up until the start of batting practice. The clubhouse will then be closed to the media from the start of batting practice until the conclusion of the game. Following the game, the clubhouse will be re-opened to the media within 10 minutes of the final pitch. On days in which a double header is scheduled, the clubhouse will be closed to media between games. The training room inside of the clubhouse is always closed to the media. In the event of a team meeting, the clubhouse is closed to the media until the meeting is concluded. For day games, the clubhouse will only be open after the game itself is completed. The Winnipeg Goldeyes' clubhouse is located at field level behind the Goldeyes' dugout on the third base side.

INTERVIEWS

Interviews may be conducted in the clubhouse prior to batting practice, or on the field after batting practice. No interviews are to be solicited or conducted during batting practice. In-depth interviews requiring additional time must be pre-arranged through the Winnipeg Goldeyes' communications department. **The Winnipeg Goldeyes' starting pitcher is not available for pre-game interviews on the day he is scheduled to start.** Post-game interviews will be arranged by the Winnipeg Goldeyes' communications department in the media portion of the home clubhouse.

BATTING PRACTICE

Batting practice is open to the media, and the team encourages media members to attend. Media may watch batting practice from field level, and are asked to enter the field through the tunnel entrance behind home plate. Field access to the media is closed one hour prior to the scheduled game time.

POST-GAME

The Winnipeg Goldeyes' clubhouse will be open to the media within 10 minutes of the final pitch. Players requested for an interview will be available in the media portion of the clubhouse. Goldeyes' manager Rick Forney will be available to the media following his post-game interview on the team's radio station.

PRE-GAME MEAL

A complimentary pre-game meal is available for credentialed members of the media. The meal is served two hours prior to the scheduled game time, and is located in the meeting room on the Shaw Park Skysuite level, down the hall and to the right of the press box.

PRESS BOX

Seating in the press box is available for working members of the media, and preferred seating will be reserved for media members who cover the team most frequently. Guests are not permitted in the press box unless permission has been granted by the Winnipeg Goldeyes' communications department. Wireless internet is available.

PHOTOGRAPHERS

Accredited photographers may shoot from the photo bays located at each end of the two dugouts. Photographers are asked to only move in and out of these bays between half innings. Photographers are also allowed on the field during batting practice, but are asked to stay in foul territory and between the baselines.

PARKING

Parking passes are available for media with season-long credentials. The media parking lot is located near the security entrance to Shaw Park on the opposite side of the train tracks.

For more information regarding media policies, or questions about interviews, photo requests, statistical information, media ticket orders, or press releases, contact Steve Schuster via email at steve@goldeyes.com or phone at (204) 956-3213.

AMERICAN ASSOCIATION .300+ TEAM BATTING AVERAGE CLUB

YEAR	TEAM	AVG
2010	Sioux Falls Pheasants	.312
2011	Wichita Wingnuts	.311
2010	Shreveport-Bossier Captains	.307
2006	Lincoln Saltdogs	.306
2014	Wichita Wingnuts	.306
2018	Sioux City Explorers	.305
2011	El Paso Diablos	.304
2014	Winnipeg Goldeyes	.302
2007	Lincoln Saltdogs	.301
2012	El Paso Diablos	.301

GOLDEYES RADIO/TELEVISION

WINNIPEG GOLDEYES RADIO BROADCASTS – 93.7 FM CJNU

All 60 regular season Goldeyes' games, as well as all spring training and potential postseason games, are broadcast live and in their entirety on 93.7 FM CJNU, or online at www.cjnu.ca

Steve Schuster returns for his seventh season as the Goldeyes' radio broadcaster. Each Goldeyes' broadcast begins with a 30-minute pre-game show and concludes with a 30-minute post-game show.

Fans can also hear from Goldeyes' players and other key baseball personnel from around the American Association at the Goldeyes' official website. Podcasts of all interviews are available at www.goldeyes.com/podcast

The American Association provides live video streaming for all games. More information can be found at the league's website www.americanassociationbaseball.com

Game highlights and additional video content is available at the Goldeyes' official YouTube channel www.youtube.com/WinnipegGoldeyes

2020 GOLDEYES BIRTHDAYS

PLAYER	DOB (sorted by month)
Darren Seferina	January 24, 1994
Frank Duncan	January 30, 1992
Darnell Sweeney	February 1, 1991
Justin Kamplain	February 13, 1993
John Gorman	February 19, 1992
Garrett Harris	March 21, 1994
Joe Lienhard	March 21, 1997
Ryan Flores	April 22, 1993
Kevin McGovern	May 22, 1989
Logan Hill	May 26, 1993
John Nester	May 28, 1989
Roy Morales	June 25, 1995
Nicholas Economos	June 27, 1995
Kevin Lachance	July 2, 1994
Nate Antone	July 15, 1991
Jordan George	July 16, 1992
Mitchell Lambson	July 20, 1990
Jose Jose	July 21, 1990
Victor Capellan	July 24, 1989
Kevin Hilton	August 31, 1991
Willy Garcia	September 4, 1992
Wes Darvill	September 10, 1991
Kent Hasler	October 15, 1995
Thomas Walraven	November 10, 1994
Kyle Martin	November 13, 1992
Eric Wood	November 22, 1992
Jonathan Moroney	December 21, 1993

(bold indicates birthday is during regular season)

2020 PRE-GAME WORKOUT SCHEDULE

11:00 a.m. FIRST PITCH	
Goldeyes Batting Practice	8:30 a.m. – 9:15 a.m. (if applicable)
Visitors Batting Practice	9:15 a.m. – 10:00 a.m. (if applicable)
Field Preparation	10:00 a.m. – first pitch
12:00 p.m. FIRST PITCH	
Goldeyes Batting Practice	9:30 a.m. – 10:15 a.m. (if applicable)
Visitors Batting Practice	10:15 a.m. – 11:00 a.m. (if applicable)
Field Preparation	11:00 a.m. – first pitch
1:00 p.m. FIRST PITCH	
Goldeyes Batting Practice	10:30 a.m. – 11:15 a.m. (if applicable)
Visitors Batting Practice	11:15 a.m. – 12:00 p.m. (if applicable)
Field Preparation	12:00 p.m. – first pitch
4:00 p.m. FIRST PITCH	
Goldeyes Batting Practice	1:30 p.m. – 2:15 p.m. (if applicable)
Visitors Batting Practice	2:15 p.m. – 3:00 p.m. (if applicable)
Field Preparation	3:00 p.m. – first pitch
6:00 p.m. FIRST PITCH	
Goldeyes Batting Practice	3:30 p.m. – 4:15 p.m.
Visitors Batting Practice	4:15 p.m. – 5:00 p.m.
Field Preparation	5:00 p.m. – first pitch
7:00 p.m. FIRST PITCH	
Goldeyes Batting Practice	4:30 p.m. – 5:15 p.m.
Visitors Batting Practice	5:15 p.m. – 6:00 p.m.
Field Preparation	6:00 p.m. – first pitch

WINNIPEG GOLDEYES LOGO PROGRESSION



1954



1994



1994



1994



1994



1995



2001



2003



2003



2006



2006



2008



2010



2011



2012




2013



2014



2014



2016



2017



2018



2020