



2018 MEDIA GUIDE



TABLE OF CONTENTS

Front Office

Front Office Directory	3
Staff Bios	4-6

2018 Manager & Staff

Manager and Coaches	8
Training Staff	9

Atlanta Braves

Atlanta Braves Directory	11
Player Development, Scouting and Minor League Staff	12
Atlanta Braves	13
Gwinnett Strippers (Triple-A)	14-15
Mississippi Braves (Double-A)	16-17
Florida Fire Frogs (Advanced-A)	18-19
Rome Braves (Low-A)	20-21
Danville Braves (Rookie)	22-23
Gulf Coast League Braves (Rookie)	24
Dominican Summer League Braves (Rookie)	24
2017 Award Winners	25
2017 Pitching and Batting Leaders	26-27
2017 First-Year Player Draft	28
2018 Top Prospects	29

2018 Player Bios

Pitchers	31-43
Position Players	45-56

2017 Season Review

Standings	59
Day-By-Day	60-61
Transactions	62-64
Final Hitting Stats	65
Hitting Miscellaneous	66-70
Final Pitching Stats	71
Pitching Miscellaneous	72-73
Team Miscellaneous	74-76

Fire Frogs Records

All-Time Roster	78
Single-Season Highs and Low	79
Single-Season Individual Records	80
The Last Time It Happened...	81
Yearly Batting Leaders	82
Yearly Pitching Leaders	83
Career Batting Leaders	84
Career Pitching Leaders	85
Year-By-Year Miscellaneous	86-87
Fire Frogs Daily History	88-94

Opponents

Florida State League Directory	97
Florida State League Hall of Fame	99
Bradenton Marauders	100
Charlotte Stone Crabs	101
Clearwater Threshers	102
Daytona Tortugas	103
Dunedin Blue Jays	104
Fort Myers Miracle	105
Jupiter Hammerheads	106
Lakeland Flying Tigers	107
Palm Beach Cardinals	108
St. Lucie Mets	109
Tampa Tarpons	

Miscellaneous

Media Information	112
Pre-Game Field Schedule	113
Terms of Interest	114
Regulation Game	114
Seating Chart	115
2018 Schedule	116

The 2018 Florida Fire Frogs Media Guide was designed, written, and edited by the Fire Frogs Media Relations Department. Cover design and team record information by Thaddeus Kizus.

Special thanks to the Atlanta Braves Front Office Staff, the 2018 Atlanta Braves Media Guide, and the Florida State League for vital contributions.

Statistical information provided by Major League Baseball Advanced Media and the Elias Sports Bureau. Photos provided by Fire Frogs team photographers Tim Holle and Bill "Tiny" Setliff.

President/General Manager	Erik Anderson
Assistant General Manager	Adam Whitlow

SALES & MARKETING

Senior Director of Business Development.....	Beth DeSimone
Corporate/Group Sales Manager - Hispanic Market	Enrique Guerra
Marketing and Promotions Manager	Leslie Martinez
Sponsorship Sales Manager	Matt Olinik
Group Sales Manager	Ian Ueltschi
Box Office Manager	Garrett Washington

ADMINISTRATION

Accountant.....	Matt Fasano
-----------------	-------------

COMMUNICATIONS

Community Relations Manager	Ryan Fitzgerald
Director of Media Relations and Broadcasting	Thaddeus Krzus
Media Relations and Broadcasting Assistant	Keith Hellebrand

FRONT OFFICE

Erik Anderson, President/General Manager

Erik Anderson is no stranger to Central Florida. As a graduate of Gateway High School and the 2017 National Champions, University of Central Florida, Anderson has been a household name in Osceola for over a decade.

He worked 12 years for Osceola County in multiple capacities of the sports industry, coordinating successful events year-round highlighted by Spring Training with the Houston Astros. His tireless efforts helped establish Osceola County as a premier location for a variety of nationwide tournaments and events.

Erik joined the Florida Fire Frogs in 2018 as the team's President/GM, fulfilling a long-time goal of paving his way to the big leagues. With Major League Baseball experience under his belt, Erik is prepared to bring success to the Atlanta Braves affiliate as they enter their second season in the Florida State League. In his short time at the helm of the Florida Fire Frogs, he has emphasized "community first," stressing the importance of integrating into the local atmosphere.

Erik is happily married to his beautiful wife, Jennifer, and adored by their incredible two-year old son, Dominik.

Adam Whitlow, Assistant General Manager

Adam enters his first year working in the Florida Fire Frogs Front office. The Long Island, N.Y. native has worked with Osceola County for 10 years, including five years on the operations side with the Houston Astros spring training.

He graduated with a degree in sports management from Eckerd College in St. Petersburg, Fla., and played four years of baseball with the school's team. Adam also coached local high school baseball for three years.

During his spare time, Adam enjoys playing gold, not being able to solve a Rubik's cube, and wearing shorts.

Beth DeSimone, Senior Director of Business Development

Beth enters her third season in baseball, and second at the minor league level. Prior to working with the Fire Frogs, Beth spent 2017 with the Advanced-A affiliate of the Cincinnati Reds, the Daytona Tortugas. She decided to take her talents to Kissimmee, where she is now the head of the Sales Department.

Baseball is a passion of Beth's, and she has played softball her entire life. During her spare time, she enjoys slow-pitch softball, spending time with her friends and family, and travels to check off each MLB stadium on her bucket list. Her favorite sports teams include: the Miami Dolphins, Miami Heat, Florida Gators, and the Houston Astros.

Beth is a 2015 graduate of the University of Florida and bleeds orange and blue. When asked what her life motto would be, she answered, "Go Gators!"

Enrique Guerra, Corporate/Group Sales Manager - Hispanic Market

Enrique is entering his first season in Minor League Baseball; with over 25 years of retail management experience, Enrique decided to pursue his dream of working in baseball. Enrique is starting his Minor League Baseball career as the Corporate / Group Sales Manager for the Hispanic Market in Central Florida.

Enrique graduated from St. John's University with a degree in Business Management. In his free time he loves spending quality time with his family and enjoys going to the theme parks with his two daughters.

Enrique has a passion for watching professional sporting events and enjoys watching his favorite teams the New York Yankees, New York Knicks and New York Jets.

Leslie Martinez, Marketing and Promotions Manager

Before joining the Fire Frogs, Leslie worked with the Tampa Bay Rays as a project Manager. Here, her responsibilities ranged from coordinating the Rays MLB Authentication program to managing major game day events and even running an after school math tutoring program for local elementary school children.

Previously, Leslie worked in the Athletics Marketing department at the University of Central Florida while earning her MBA and Masters in Sport Business Management from UCF. She earned her Bachelor's degree in Spanish from Florida State University and is also a Florida certified teacher, having taught high school Spanish for several years before launching her career in sports.

Leslie grew up in Gainesville, Fla., and currently resides in Winter Springs with her two children, Dominic and Reyna, and their rescue dog, Indiana.

Matt Olinik, Sponsorship Sales Manager



Matt will be entering his 16th year of working in professional sports and first year of working in baseball. All of his previous experience has been in the hockey world, most recent was with the NHL's St. Louis Blues where he held a variety of titles including Group Sales Executive, Account Executive and most recent, Ticket Sales Manager. Matt was with the Blues organization for nine years, including a stint with their minor league team in the AHL, Peoria Rivermen, which he was the Director of Ticket Sales.

Prior to working with the Blues, Matt was the Ticket Operations Manager with the Memphis Riverkings in the CHL, Director of Media Relations with the UHL's Motor City Mechanics and Port Huron Beacons, and was the Director of Game Day Operations with the Flint Generals.

He is a graduate of Central Michigan University with a Sports Studies major, Legal Studies and Journalism minors. He is originally from Holly, Michigan and currently resides in Orlando. In his spare time he enjoys spending time with his fiancé Lindsay and their two dogs, Rocky and Robin.

Ian Ueltschi, Group Sales Manager



Ian is entering his fourth season in Minor League Baseball and first with the Fire Frogs. He got his start in baseball working for the Akron Rubberducks as a Ticket Sales Associate. After Akron he moved to Reno, Nevada where he spent two seasons working for the Reno Aces Baseball Club as a group sales account executive.

Ian graduated from Morehead State University with a bachelors in Sport Management. He is originally from Frankfort, Kentucky. In his free time, he enjoys going to other sporting events, camping, and going to movies.

His favorite sport teams are the Washington Redskins, University of Kentucky Wildcats, and the New Orleans Pelicans.

Garrett Washington, Box Office Manager



Garrett is entering his first year in Minor League Baseball and First with the Florida Fire Frogs. He began his career as a group sales and box office intern for the Kalamazoo Growlers in the Northwoods League in Kalamazoo, Mich.

He is a recent 2017 graduate from Western Michigan University with a Major in Sports Administration and a minor in business.

In his free time he enjoys going to the beach, sporting events, and playing beach volleyball. His favorite sports teams are the Florida State Seminoles, Florida Gators, and the Western Michigan Broncos.

Matt Fasano, Accountant



Matt is entering into his first season with the Fire Frogs as the Accounting Manager. Before the Fire Frogs, Matt worked as the Accounting Assistant for the Potomac Nationals in Virginia.

Matt is originally from New York and graduated from St. John's University in 2015 with a bachelors in Sport Management and in 2013 with an associates in Accounting.

In his down time, Matt likes to root for the Mets, Jets and Knicks while also getting his tan on at the beach.

Ryan Fitzgerald, Community Relations Manager



Ryan is entering her second season in Minor League Baseball. She began as the front office manager and now has taken on the role as community relations / merchandise manager.

Prior to the Fire Frogs, Ryan worked for Osceola County Public Schools where she still volunteers during the school year.

In her free time, she enjoys traveling to new places, Netflix, volunteering in the community, going to school, and arts & crafts. Her favorite sport teams are the Buffalo Bills, Houston Astros, and Alabama football.

FRONT OFFICE

Thaddeus Krzus, Director of Media Relations and Broadcasting

Thaddeus enters his fifth year in Minor League Baseball, and second with the Florida Fire Frogs. Prior to his time with Florida, he spent two years with the Biloxi Shuckers as the club's Broadcasting and Media Relations Assistant for the team's first two seasons, two seasons in the California Winter League as a broadcasting intern, and was a part-time Broadcasting Assistant for the Clearwater Threshers.

Thaddeus graduated from the University of South Florida with Bachelor's degrees in English - Creative Writing and Mass Communications - Telecomm News. While attending USF, he produced and broadcasted for Bulls Radio, and had a weekly sports talk show, The Sports Grill with Julius Bzozowski and Thaddeus Krzus.

During his spare time, Thaddeus enjoys reading, writing, and watching really bad movies. His favorite teams are anything Chicago.

Keith Hellebrand, Media Relations and Broadcasting Assistant

Keith enters his second season in Minor League Baseball, and first with the Fire Frogs. He will be the Broadcast Assistant for all Fire Frogs home games.

Keith previously served as the Promotions trainee for the 2017 Southern League champion Pensacola Blue Wahoos. He also work part-time for the Orlando Magic as a street team member.

Keith graduated from the University of Central Florida in 2016 with a degree in Radio/Television Communications and a minor in Sport Business Management. He was born and raised in Orlando, Florida, and enjoys watching sports, being outdoors, and playing basketball. His favorite sports teams are the Cincinnati Reds, Ohio State Buckeyes, Orlando Magic, and the 2017 National Champions UCF Knights.


State Buckeyes, Orlando Magic, and the 2017 National Champions UCF Knights.



2018 MANAGER & STAFF

COACHING STAFF

MANAGER, LUIS SALAZAR



Salazar enters his first season at the helm of the Fire Frogs, and eighth season overall as a manager in the Braves organization. The 61-year-old spent his first five seasons (2011 to 2015) with the organization as the High-A skipper before man-aging the Double-A Mississippi Braves for the last two seasons (2016 and 2017). The native of Venezuela has 20-plus years of minor-league coaching and managerial experience, and owns an overall managerial record of 769-836 (.479) over 14 seasons. Salazar guided his team to three consecutive Carolina League playoff appearances in 2012, 2013 and 2014. In 2012, his club claimed the Carolina League title, winning the Mill Cup Championship.

From 2002 to 2009, he spent eight seasons as a coach in the Los Angeles Dodgers farm system, including five as a manager. He managed Single-A Vero Beach in 2006 and from 2005 to 2006, he led the rookie-level Gulf Coast League Dodgers. Salazar also spent three seasons, 2007 to 2009, as the Dodgers' Double-A hitting coach.

From 1995 to 2001, Salazar was a member of the Milwaukee Brewers organization, including working the 2011 season as the Milwaukee Brewers' first base coach. During his time with the Brewers organization, he spent three seasons (1998-99 and 2000) as the Brewers' Triple-A hitting coach:Louisville (1998 and 1999) and Indianapolis (2000), and in 1996 and 1997, he managed the Single-A Beloit Snappers.

Salazar's first appointment as a coach came in 1995 with Chandler of the rookie-level Arizona League. In 1994, he worked as a scout for the Montreal Expos.

A 13-year Major League veteran, Salazar played for the San Diego Padres, Chicago White Sox, Detroit Tigers and Chicago Cubs.

Luis, 61, and his wife Graciela reside in Boca Raton, Fla. They have two children, son Carlos and daughter Viviana.

PITCHING COACH COACH, MIKE MAROTH



The 2018 season is Mike Maroth's third with the Braves organization and his first in a coaching role. Maroth joined the club in September of 2015 and spent his first two years working as the minor league pitching rehabilitation coordinator. Prior to joining Atlanta, Maroth spent four seasons as a pitching coach in the Detroit Tigers farm system, including working his final year (2015) with Triple-A Toledo. Following his retirement from his professional playing career in 2012, he joined the Tigers as the pitching coach with Single-A Lakeland, a position he held for three straight seasons.

Originally selected by the Boston Red Sox in the third round of the 1998 First-Year Player Draft, Maroth was a part of five different organizations during his 13-year playing career, including Boston (1998-99), Detroit (1999-2007), St. Louis (2007), Kansas City (2008) and Minnesota (2010). He also spent two seasons (2009 and 2011) with Mayaguez of the Puerto Rican Winter League.

Maroth's Major League playing career spanned six seasons from 2002 to 2007, and included a pair of organizations, Detroit (2002-07) and the St. Louis Cardinals (2007). He made 161 appearances at the Major League level during his career, including 150 starts. Maroth compiled a 50-67 career record and a 5.05 ERA, and won a career-best 14 games with the Tigers in 2015.

Mike, 40, and his wife Brooke, reside in Winter Garden, Fla., with their four children: Nolan, Tate, Kettie and Cohen

HITTING COACH, RENE TOSONI



Rene Tosoni is in his first season as a full-time coach in 2018. Tosoni, who made the transition from player to coach after retiring from his professional playing career in 2016, spent the 2017 season working as an assistant coach with Atlanta's Double-A affiliate Mississippi.

The former outfielder played parts of seven seasons with the Minnesota Twins and Milwaukee Brewers organizations from 2007 to 2013, including making his major league debut during the 2011 season with Minnesota. He also spent parts of three seasons, from 2014 to 2016, playing in the Independent League.

Tosoni was twice selected in the First-Year Player Draft by the Minnesota Twins. In 2004, they took him in the 34th round out of Terry Fox Secondary School in Port Coquitlam, B.C., and in 2005 they selected him in the 36th round out of Chipola College located in Mirianna, Fla.

Tosoni, 31, resides in Coquitlam, B.C., Canada, with his wife Whitney and their daughters Olivia and Lilly.

COACH, PORKY LOPEZ



ATHLETIC TRAINER, DAVE COMEAU



Dave Comeau returns to Florida for his second season as the athletic trainer and his fourth season in the organization. He joined the organization in May 2015 and spent his first two seasons with the organization as rookie-level Danville's athletic trainer. Comeau was an athletic training intern for the Boston Red Sox during the 2012 spring training season. He also interned with the Kansas City Chiefs during the 2011 summer.

Overall, Comeau has 10 years of experience as a high school head athletic trainer; Swampscott High School (2012-15) and Hamilton-Wenham Regional High School (2006-11). From 2006 to 2011, he was an assistant athletic trainer and rehabilitation specialist at Gordon College.

He received his bachelor's degree in athletic training from Endicott College in 2006 and his master's degree in injury prevention and performance enhancement. Dave, 34, resides in Peabody, Mass.

STRENGTH AND CONDITIONING COACH, JORDAN SIDWELL



Sidwell enters his first season with the Braves organization after spending the Fall of 2017 as the Sports Performance Coach at the University of Maine.

Prior to his time with Maine, Jordan worked as a Graduate Assistant Sports Performance Coach at South Dakota State University, where he earned his Master's of Science in Nutrition and Exercise Science from 2015-17. He also earned his Bachelor's of Science in Exercise Science in 2014 from North Park University in Chicago, Ill., where he was a four-year letter winner as a middle infielder for the school's baseball program.

ATLANTA BRAVES



Atlanta Braves

Stadium: SunTrust Park (41,149)
Address: 755 Battery Ave
 Atlanta, GA 30339
 P.O. Box 723009 (31139)
Phone: (404) 522-7630
Fax: (404) 614-1350
Web: www.braves.com
E-Mail: braves.web@braves.com



Baseball Operations

Executive Vice President & General Manager	Alex Anthopoulos
V.P. of Baseball Operations & Asst. G.M.	Perry Minasian
Assistant General Manager, Research and Development	Jason Paré
Director of Amateur Scouting.....	Brian Bridges
Director of Player Development	Dom Chiti
Director of Major League Operations	Alex Tamin
Assistant Director of Scouting and Analytics.....	Matt Grabowski
Assistant Director of Player Development	Jonathan Schuerholz
Senior Manager, Baseball Administration	Dixie Keller
Manager, Minor League Administration	Ron Knight
Manager, Minor League Operations.....	AJ Scola
Manager, Baseball Video Operations	Rob Smith
Analyst, Research and Development	Michael Lord
Analyst, Research and Development	Josh Malek
Analyst, Research and Development	Scott Rapponotti
Analyst, Baseball Operations	Garrett Wilson
Major League Operations Analyst.....	Noah Woodward
Coordinator, Amateur Scouting	Chris Lionetti
Baseball Operations Assistant.....	Danielle Monday
Advance Scout.....	Braeden Schlehuber
Special Assistant to Player Development	Carlos Chantres
Special Assistant to the General Manager	Bobby Cox
Special Assistant to Baseball Operations.....	Andruw Jones
Special Assistant to Baseball Operations.....	Chipper Jones
Senior Advisor to Amateur Scouting	Roy Clark
Senior Advisor to Player Development	Lee Elia
Senior Advisor to Pro Scouting	Tom Giordano
On-Field Advisor to Player Development	Randy Ingle
Special Advisor to Baseball Operations.....	Fred McGriff
Special Advisor to Player Development	Terry Pendleton
Special Advisor to Player Development	Eddie Pérez
Special Advisor to Baseball Operations.....	Greg Walker
Executive Assistant.....	Elizabeth Teran
Trainees:	Nick Coppola, Anthony Flora, Brian Gartner, Dylan Quantz, Adam Sonabend

FRONT OFFICE	PLAYER DEVELOPMENT, SCOUTING AND MINOR LEAGUE STAFF	
2018 MANAGER & STAFF	Director of Player Development	Dom Chiti
	Assistant Director of Player Development	Jonathan Schuerholz
ATLANTA BRAVES	Senior Advisor to Player Development	Lee Elia
	Special Assistant to Player Development	Carlos Chantres
2018 PLAYER BIOS	On-Field Advisor, Player Development	Randy Ingle
	Special Advisor to Player Development	Terry Pendleton
2017 SEASON REVIEW	Special Advisor to Player Development	Eddie Pérez
	Manager, Minor League Operations	AJ Scola
FIRE FROGS RECORDS	Manager, Minor League Administration	Ron Knight
	Minor League Video Coordinator	Kyle Clements
OPPONENTS	Trainee	Dylan Quantz
	Field Coordinator	Dave Trembley
MISCELLANEOUS	Director of Pitching	Dave Wallace
	Pitching Coordinator	Derrick Lewis
	Hitting Coordinator	Mike Brumley
	Catching Coordinator	Jeff Datz
	Infield Coordinator	Adam Everett
	Outfield/Baserunning Coordinator	John "T-Bone" Shelby
	Strength and Conditioning Coordinator	Mike Schofield
	Assistant Strength and Conditioning Coordinator	Chris Dayton
	Minor League Medical Coordinator	Joe Metz
	Assistant Minor League Medical Coordinator	Nick Flynn
	Physical Therapist, Player Development	Nick Valencia
	Coordinator, Florida Operations	Jeff Pink
	Assistant Equipment Manager	Manny Maldonado



National League (72-90, 3rd National League East)

General Manager:	Alex Anthopoulos	PR Contact:	Beth Marshall
Manager:	Brian Snitker		
Catching Coach:	Sal Fasano	Last World Series Title:	1995
Pitching Coach:	Chuck Hernandez	Last League Title:	1999
Bullpen Coach:	Marty Reed	Last Division Title:	2005
Hitting Coach:	Kevin Seitzer		
Third Base Coach:	Ron Washington		
Bench Coach:	Walt Weiss		
First Base/Outfield Coach:	Eric Young, Sr.		
Assistant Hitting Coach:	José Castro		
Bullpen Catcher:	José Yépez		

2018 ATLANTA BRAVES SCHEDULE

March

29-31 Philadelphia

April

2-4 Washington
 6-8 @Colorado
 9-11 @Washington
 13-15 @Chicago Cubs
 16-18 Philadelphia
 19-22 New York Mets
 23-26 @Cincinnati
 27-29 @Philadelphia

May

1-3 @New York Mets
 4-6 San Francisco
 8-9 @Tampa Bay
 10-13 @Miami
 15-17 Chicago Cubs
 18-20 Miami
 21-23 @Philadelphia
 25-27 @Boston
 28-30 New York Mets
 31 Washington

June

1-3 Washington
 4-6 @San Diego
 8-10 @Los Angeles Dodgers
 12-13 New York Mets
 14-17 San Diego
 19-20 @Toronto
 22-24 Baltimore
 25-27 Cincinnati
 29-30 @St. Louis

July

1 @St. Louis
 2-4 @New York Yankees
 5-8 @Milwaukee
 10-11 Toronto
 13-15 Arizona
 20-22 @Washington
 23-24 @Miami
 26-29 Los Angeles Dodgers
 30-31 Miami

August

1 Miami
 2-5 @New York Mets
 7-9 @Washington
 10-12 Milwaukee
 13-15 Miami
 16-19 Colorado
 20-22 @Pittsburgh
 23-26 @Miami
 28-29 Tampa Bay
 31 Pittsburgh

September

1-2 Pittsburgh
 3-5 Boston
 6-9 @Arizona
 10-12 @San Francisco
 14-16 Washington
 17-19 St. Louis
 20-23 Philadelphia
 25-27 @New York Mets
 28-30 @Philadelphia



GWINNETT STRIPERS (TRIPLE-A)

International League (71-71, 2nd International League South)

General Manager:	North Johnson	Stadium:	Coolray Field (10,427)
PR Contact:	Dave Lezotte	Address:	One Braves Ave. Lawrenceville, GA 30049 P.O. Box 490310 (30049)
Manager:	Damon Berryhill	Phone:	(678) 277-0300
Hitting Coach:	John Moses	Website:	www.gostripers.com
Pitching Coach:	Reid Cornelius		
Coach:	Jose Mota		
Coach:	Billy Nicholson		
Trainer:	Nick Jensen		

2017 Recap: The Gwinnett Braves followed up their 2016 appearance in the Governors' Cup Champions Series by playing to a 71-71 record and a second-place finish in the International League South Division last season. Following the season, Atlanta's Triple-A club underwent a rebranding effort and will play the 2018 campaign as the Gwinnett Stripers after unveiling a new name, logos and uniforms on December 8.

Atlanta selected 21 non-rehab members of the Gwinnett roster during the season, headlined by top prospects Ozzie Albies, Sean Newcomb and Lucas Sims. Albies played in 97 games with Gwinnett prior to his call-up, and was named by the organization as Gwinnett's Player of the Year. He batted .285 and was tied for the International League lead in both hits (117) and triples (8) at the time of his promotion.

Sims, a native of Lawrenceville, Ga., and Atlanta's first-round selection in the 2012 First-Year Player Draft, led the International League with 132 strikeouts at the time he was called up to Atlanta and went 7-4 with a 3.75 ERA over 20 games (19 starts to earn Gwinnett's Pitcher of the Year honors. Newcomb, Atlanta's No. 8 prospect entering 2017, made 11 starts for Gwinnett and went 3-3 with a 2.97 ERA and 74 strikeouts before having his contract selected on June 10 and spending the remainder of the season in the Atlanta rotation.

OF Ronald Acuña Jr., Atlanta's Organizational Player of the Year and Baseball America's Minor League Player of the Year, ended his season with Gwinnett and batted .344/.393/.548 over 54 games with the club. He finished the season with 181 hits on the season, most in all of the minor leagues.

2018 GWINNETT STRIPERS SCHEDULE

April	July
6-7@Norfolk	1.....@Charlotte
9-11.....@Durham	2-3.....@Durham
12-15.....Rochester	4-5.....Norfolk
16-17.....Scranton/WB	6-8.....Charlotte
20-22.....@Pawtucket	12-15.....@Norfolk
23-25.....@Rochester	16-19.....Indianapolis
27-29.....Durham	20-22.....Pawtucket
30.....@Charlotte	24-26.....@Lehigh Valley
	27-29.....@Scranton/WB
May	30-31.....Durham
1-2.....@Charlotte	
3-6.....@Indianapolis	August
7-10.....Charlotte	1-2.....Durham
11-13.....Norfolk	3-5.....Norfolk
15-17.....@Columbus	7-9.....@Buffalo
18-20.....@Toledo	10-12.....@Syracuse
21-24.....Durham	13-15.....Louisville
25-28.....Columbus	16-19.....Buffalo
29-31.....@Indianapolis	21-23.....@Durham
	24-27.....@Charlotte
June	28-30.....Norfolk
1-3.....@Louisville	31.....Charlotte
5-7.....Lehigh Valley	
8-10.....Syracuse	September
11-13.....@Norfolk	1-3.....Charlotte
14-17.....@Durham	
19-21.....Toledo	
22-24.....Columbus	
25-27.....@Norfolk	
28-30.....@Charlotte	

GWINNETT STRIPERS (TRIPLE-A)

BATTERS	AVG	G	AB	R	H	2B	3B	HR	RBI	TB	BB	IBB	SO	SB	CS	OBP	SLG	OPS	SF	SAC	HBP
Acuna, Ronald	.344	54	221	38	76	14	2	9	33	121	17	0	48	11	6	.393	.548	.940	2	1	2
Adams, Lane	.264	48	178	21	47	10	2	7	30	82	15	0	60	15	3	.320	.461	.780	1	0	0
*Albies, Ozzie	.285	97	411	67	117	21	8	9	41	181	28	1	90	21	2	.330	.440	.771	4	3	2
*Avery, Xavier	.259	121	371	65	96	21	5	14	52	169	59	1	159	21	7	.361	.456	.816	3	1	2
*Camargo, Johan	.295	33	129	17	38	9	1	4	20	61	8	1	22	1	0	.340	.473	.813	2	1	2
*Franco, Carlos	.232	93	311	33	72	11	0	10	39	113	34	2	97	1	0	.311	.363	.675	0	0	2
*Freeman, Freddie	.667	2	3	1	2	0	0	0	0	2	2	0	1	0	0	.800	.667	1.467	0	0	0
Freitas, David	.263	72	236	28	62	13	0	3	21	84	25	0	35	0	0	.338	.356	.694	4	0	4
Garcia, Adonis	.316	6	19	1	6	3	0	0	4	9	0	0	2	1	0	.333	.474	.807	1	0	1
*Gaylor, Stephen	.250	14	40	5	10	2	0	0	1	12	4	0	7	2	0	.318	.300	.618	0	0	0
#Giardina, Sal	.455	6	11	3	5	0	0	0	2	5	3	0	2	0	0	.625	.455	1.080	0	0	2
*Howard, Ryan	.184	11	38	1	7	0	0	1	5	10	2	1	11	0	0	.238	.263	.501	1	0	1
*Johnson, Micah	.289	40	135	19	39	6	3	1	15	54	18	0	38	6	4	.377	.400	.777	0	1	1
Kazmar, Sean	.284	99	363	41	103	15	0	11	45	151	12	0	40	5	1	.310	.416	.726	3	1	3
Kemp, Matt	.333	1	3	0	1	0	0	0	1	1	0	0	1	0	0	.250	.333	.583	1	0	0
*Kubitza, Kule	.241	91	286	46	69	5	5	25	99	39	0	89	5	5	3	.333	.346	.679	3	1	2
*Lalli, Blake	.167	16	48	5	8	2	0	1	6	13	4	0	9	0	0	.226	.271	.497	1	0	0
Landoni, Emerson	.189	15	53	5	10	0	0	0	6	10	4	0	9	0	0	.241	.189	.430	1	0	0
*Loney, James	.143	2	7	0	1	0	0	0	0	1	1	0	1	0	0	.250	.143	.393	0	0	0s
Odum, Joe	.000	3	7	0	0	0	0	0	0	0	3	0	1	0	0	.300	.000	.300	0	0	0
Peterson, Dustin	.248	87	314	35	78	17	1	1	30	100	27	0	78	1	2	.318	.318	.636	0	0	5
*Peterson, Jace	.258	34	128	20	33	5	1	2	26	46	25	1	26	6	1	.374	.359	.734	2	0	0
Recker, Anthony	.223	41	139	20	31	8	1	4	10	53	11	0	48	1	0	.301	.381	.683	1	0	5
Rodriguez, Sean	.056	5	18	1	1	0	0	0	2	1	4	0	5	0	0	.240	.056	.296	2	0	1
*Rojas Jr., Mel	.259	54	212	27	55	13	0	6	31	86	18	1	50	2	2	.318	.406	.723	4	0	2
*Ruiz, Rio	.247	103	388	48	96	25	2	16	56	173	42	1	110	1	2	.322	.446	.768	1	0	1
#Santana, Danny	.500	5	18	4	9	1	0	0	4	10	1	0	3	2	0	.526	.556	1.082	0	0	0
Schlehuber, Braden	.267	6	15	3	4	0	0	1	3	7	0	0	7	0	0	.267	.467	.733	0	0	0
Schivoke, Kade	.272	24	81	12	22	2	0	2	11	30	8	0	18	0	0	.344	.370	.715	0	0	1
Swanson, Dansy	.237	11	38	5	9	1	0	1	5	13	6	0	9	1	0	.356	.342	.698	0	0	1
Tuiasosopo, Matt	.207	114	363	51	75	10	1	8	45	111	55	0	139	1	0	.317	.306	.623	3	1	5
*Valenzuela, Luis	.382	13	34	8	13	2	1	0	7	17	3	0	7	0	0	.432	.500	.932	0	0	0
Walker, Adam Brett	.128	10	39	3	5	3	0	1	4	11	4	0	16	2	0	.205	.282	.487	1	0	0
Team Total	.257	142	4717	634	1211	219	33	117	581	1847	483	9	1258	106	35	.329	.392	.721	41	16	118

KEY: * - left-handed hitter, # - switch hitter

PITCHERS	W	L	ERA	G	GS	CG	SHO	SV	SVO	IP	H	R	ER	HR	HB	BB	IBB	SO	BK	WP	AVG
*Albers, Andrew	12	3	2.61	26	17	0	0	0	0	120.2	120	38	35	6	1	19	0	115	1	3	.261
Barreda, Manny	3	1	1.83	7	7	1	0	0	0	39.1	27	12	8	2	0	19	0	33	0	2	.185
Blair, Aaron	7	9	5.02	25	25	2	0	0	0	127.1	135	72	71	10	8	56	0	104	0	11	.269
*Brothers, Rex	0	0	2.57	7	0	0	0	1	1	7.0	4	2	2	0	0	1	0	8	1	2	.167
Burgos, Enrique	0	1	5.24	24	0	0	0	2	2	22.1	13	13	13	1	0	15	0	26	0	3	.167
Cabrera, Mauricio	2	2	7.86	24	0	0	0	3	5	26.1	26	23	23	1	4	25	2	20	0	7	.260
*Chapman, Kevin	0	0	7.71	9	0	0	0	0	0	11.2	14	10	10	1	1	3	0	10	0	1	.311
Collimenter, Josh	1	1	3.60	5	4	0	0	0	0	20.0	20	8	8	3	0	5	0	21	0	0	.256
Cruz, Rhiner	1	5	2.84	40	0	0	0	5	9	50.2	43	17	16	3	3	24	1	63	1	4	.224
De La Cruz, Joel	0	0	7.27	6	0	0	0	0	1	8.2	12	9	7	1	0	5	0	3	0	0	.308
Dirks, Caleb	2	2	4.02	27	0	0	0	2	6	40.1	35	22	18	6	3	13	1	45	0	4	.235
Franco, Enderson	0	0	1.00	2	2	0	0	0	0	9.0	6	1	1	0	0	3	0	11	0	0	.308
*Freeman, Sam	3	1	0.87	9	0	0	0	1	1	10.1	5	2	1	1	0	6	0	8	0	0	.147
*Fried, Max	0	0	0.00	2	2	0	0	0	0	6.0	1	0	0	0	0	2	0	6	0	1	.056
*Gohara, Luiz	2	2	3.31	7	7	0	0	0	0	35.1	31	16	13	4	1	16	0	48	0	1	.230
Hernandez, David	1	0	1.13	7	0	0	0	4	5	8.0	4	2	1	0	0	2	0	9	0	0	.148
Hursh, Jason	3	4	5.50	28	0	0	0	0	4	37.2	53	26	23	3	1	12	0	41	0	3	.323
Jackson, Luke	0	3	6.29	9	4	0	0	1	1	24.1	26	17	17	2	0	16	0	23	0	2	.271
*Krol, Ian	1	0	0.00	1	0	0	0	0	0	1.0	0	0	0	0	1	2	0	0	0	0	.000
Kubitza, Kyle	0	0	9.00	1	0	0	0	0	0	1.0	1	1	1	1	0	0	0	0	0	0	.250
*Matthews, Kevin	0	1	2.25	1	1	0	0	0	0	4.0	2	1	1	0	0	4	0	3	0	0	.167
Medlen, Kris	3	7	5.42	16	16	1	1	0	0	94.2	105	61	57	15	6	23	0	84	0	3	.279
*Minter, A.J.	1	23	4.70	17	0	0	0	0	2	15.1	15	11	8	1	0	10	0	17	0	1	.259
Morris, Akeel	1	3	3.09	30	0	0	0	1	3	46.2	38	18	16	3	1	23	0	53	0	4	.212
*Newcomb, Sean	3	3	2.97	11	11	0	0	0	0	57.2	45	23	19	3	1	33	0	74	0	4	.212
*O'Flaherty, Eric	0	0	13.50	2	0	0	0	0	0	1.1	4	2	2	0	0	1	0	0	0	0	.500
Parsons, Wes	0	0	8.64	4	1	0	0	0	0	8.1	18	9	8	0	1	6	0	10	0	1	.429
Peterson, David	2	4	4.12	50	1	0	0	7	12	67.2	75	39	31	4	4	15	2	53	0	4	.279
*Pfeifer, Philip	0	2	3.60	11	1	0	0	1	3	15.0	10	6	6	0	1	9	0	9	0	2	.192
Phillips, Evan	2	3	4.75	25	1	0	0	2	3	30.1	30	17	16	1	3	23	1	29	0	2	.268
Reynolds, Danny	0	0	0.00	2	0	0	0	0	0	3.0	2	0	0	0	1	1	0	2	0	0	.182
Roe, Chaz	0	1	27.00	1	0	0	0	0	0	1.0	3	3	3	0	0	1	0	1	0	0	.600
Santiago, Andres	2	0	0.00	4	0	0	0	0	0	10.0	7	0	0	0	0	1	0	7	0	0	.194
Sims, Lucas	7	4	3.75	20	19	0	0	0	0	115.1	95	49	48	19	6	36	1	132	1	5	.224
Tuiasosopo, Matt	0	0	0.00	1	0	0	0	0	0	1.0	0	0	0	0	0	1	0	2	0	0	.000
Vizcaino, Arody	0	0	0.00	1	1	0	0	0	0	1.0	0	0	0	0	0	0	0	1	0	0	.000
Weigel, Patrick	3	2	5.27	8	8	0	0	0	0	41.0	42	24	24	5	4	17	0	30	0	1	.269
Winkler, Dan	1	0	6.30	10	0	0	0	0	1	10.0	14	7	7	2	0	1	0	12	0	0	.333
Wisler, Matt	7	5	3.56	18	14	1	1	0	0	93.2	101	44	37	7	1	20	0	64	1	10	.274
Team Total	71	71	4.02	142	142	5	12	32	61	1231.1	1187	606	550	105	52	470	8	1184	5	82	.251

KEY: * - left-handed pitcher



MISSISSIPPI BRAVES (DOUBLE-A)

Southern League (58-80, 5th Southern League South)

34-36 1st Half (3rd) | 24-44 2nd Half (5th)

General Manager:	Steve DeSalvo	Stadium:	Trustmark Park (8,480)
PR Contact:	Chris Harris	Address:	1 Braves Way
Manager:	Chris Maloney		Pearl, MS 39208
Hitting Coach:	Carlos Mendez		P.O. Box 97389 (39288)
Pitching Coach:	Dennis Lewallyn	Phone:	(601) 932-8788
Coach:	Chaz Lytle	Website:	www.mississippibraves.com
Trainer:	TJ Saunders		

2017 Recap: Mississippi played its second season under skipper Luis Salazar and saw its first losing campaign since 2012, going 58-80 and finishing fifth in the Southern League South Division. The M-Braves played to a 34-36 record in the season's first "half," before going 24-44 after the All-Star break.

For the fourth consecutive season Mississippi housed the organization's Player and Pitcher of the Year honorees, as OF Ronald Acuña Jr. played 57 games with the M-Braves and RHP Mike Soroka spent his full season in the Mississippi rotation. Acuña Jr. won both the MiLB.com Hitter of the Year Award and Baseball America's Minor League Player of Year Award after batting a combined .325 with 21 home runs and 44 stolen bases across three levels of the Braves farm system, including a .326 average with 24 extra-base hits and 19 steals in 57 games with Mississippi.

Soroka made 26 starts for the M-Braves and pitched to an 11-8 record with a 2.75 ERA and 125 strikeouts. He paced the Atlanta farm system in wins (11) and innings pitched (153.2), while ranking in the Top 10 in starter's ERA (5th, 2.75), strike-out-to-walk ratio (T6th, 3.68) and strikeouts (8, 125). Soroka earned Southern League Mid-Season All-Star honors and was selected to pitch for the World Team in the 2017 SiriusXM All-Star Futures Game

2018 MISSISSIPPI BRAVES SCHEDULE

April	July
5-9Tennessee	1-3@Pensacola
11-15@Biloxi	4-7 Biloxi
16-20 Pensacola	8-11@Birmingham
21-25@Mobile	12-16 Pensacola
26-30 Jackson	18-22@Montgomery
	23-26 Mobile
	28-31 Birmingham
May	August
2-6@Pensacola	1..... Birmingham
7-11 Mobile	2-6@Chattanooga
12-16@Jackson	8-12@Jacksonville
17-21@Tennessee	14-18 Chattanooga
23-27 Jacksonville	19-23@Mobile
29-31@Biloxi	24-28 Biloxi
	30-31@Jacksonville
June	September
1-2@Biloxi	1-3@Jacksonville
3-7 Montgomery	
8-12 Pensacola	
13-17@Biloxi	
21-26 Jacksonville	
28-30@Pensacola	

MISSISSIPPI BRAVES (DOUBLE-A)

BATTERS	AVG	G	AB	R	H	2B	3B	HR	RBI	TB	BB	IBB	SO	SB	CS	OBP	SLG	OPS	SF	SAC	HBP
Acuna, Ronald	.326	57	221	29	72	14	1	9	30	115	18	0	56	19	11	.374	.520	.895	3	0	1
Araiza, Armando	.143	11	35	5	5	2	0	1	2	10	1	0	11	0	0	.167	.286	.452	0	1	0
*Curcio, Keith	.219	120	401	44	88	14	6	4	21	126	43	2	67	10	5	.294	.314	.608	4	3	1
Daniel, Andrew	.095	10	21	1	2	0	0	0	0	2	2	0	8	0	0	.174	.095	.269	0	0	0
Demeritte, Travis	.231	125	458	62	106	21	6	15	45	184	49	0	134	5	7	.306	.402	.708	2	1	1
*Franco, Carlos	.293	41	150	20	44	7	0	11	38	84	14	2	45	0	0	.358	.560	.918	0	0	1
*Gaylor, Stephen	.180	21	50	8	9	1	0	0	2	10	4	0	9	1	1	.241	.200	.441	0	2	0
#Giardina, Sal	.248	38	105	13	26	5	0	1	11	34	9	0	29	1	0	.319	.324	.643	2	0	3
Harper, Reed	.121	24	58	2	7	1	0	0	2	8	6	0	21	0	1	.209	.138	.347	2	2	1
*Hjams, Levi	.189	32	90	4	17	1	0	0	6	18	4	1	22	0	0	.237	.200	.437	1	0	2
Jackson, Alex	.255	30	110	12	28	4	0	5	20	47	10	1	32	0	0	.317	.427	.744	0	0	0
*James, Jared	.279	113	340	39	95	19	6	5	34	141	33	2	61	1	2	.352	.415	.767	3	0	7
Joe, Connor	.135	20	52	2	7	1	0	0	4	8	6	0	18	0	1	.233	.154	.387	1	1	1
Landoni, Emerson	.173	18	52	6	9	0	0	0	2	9	4	0	13	0	0	.246	.173	.419	0	0	1
Lien, Connor	.187	119	374	41	70	19	2	10	34	123	24	0	160	17	4	.252	.329	.581	1	3	9
Meneses, Joey	.292	108	360	44	105	13	0	9	45	145	38	0	81	0	0	.360	.403	.763	1	1	1
Moore, Dylan	.207	122	421	49	87	15	0	7	42	123	45	1	96	10	8	.291	.292	.584	4	5	7
Morales, Jonathan	.169	39	130	8	22	4	0	1	12	29	7	0	20	0	0	.221	.223	.445	1	3	2
*Neslony, Tyler	.194	43	144	12	28	4	0	1	14	35	18	1	27	0	1	.289	.243	.532	.2	1	2
#Obregon, Omar	.320	8	25	3	8	2	0	0	0	10	3	1	8	0	0	.393	.400	.793	0	0	0
Odom, Joe	.298	25	57	5	17	3	0	1	8	23	3	1	16	0	0	.333	.404	.737	0	2	0
Riley, Austin	.315	48	178	28	56	9	1	8	27	91	20	0	50	2	0	.389	.511	.900	2	0	3
Rodriguez, Sean	.083	3	12	1	1	1	0	0	0	2	1	0	6	0	0	.154	.167	.321	0	0	0
Scivicque, Kade	.269	68	234	19	63	11	1	3	25	85	16	1	46	0	1	.319	.363	.682	2	1	2
*Valenzuela, Luis	.259	62	232	26	60	15	4	2	20	89	12	2	40	4	5	.304	.384	.688	2	1	4
Walker, Adam Brett	.122	14	49	5	6	1	0	4	12	19	4	0	23	0	0	.182	.388	.570	2	0	0
Team Total	.233	138	4517	498	1052	191	27	98	462	1591	405	15	1170	70	47	.301	.352	.653	35	48	49

KEY: * - lefthanded hitter, # - switch hitter

PITCHERS	W	L	ERA	G	GS	CG	SHO	SV	SVO	IP	H	R	ER	HR	HB	BB	IBB	SO	BK	WP	AVG
*Allard, Kolby	8	11	3.18	27	27	2	1	0	0	150.0	146	62	53	11	1	45	5	129	0	10	.258
*Biddle, Jesse	2	4	2.90	27	0	0	0	2	5	49.2	48	22	16	3	1	16	0	53	0	0	.254
*Brothers, Rex	0	0	2.79	10	0	0	0	1	1	9.2	7	4	3	0	0	5	0	18	0	4	.194
Carbrera, Mauricio	1	0	5.27	14	0	0	0	0	1	13.2	8	11	8	0	0	18	0	15	0	6	.163
*Clouse, Corbin	3	4	2.86	16	0	0	0	1	3	22.0	21	8	7	2	0	13	4	26	0	1	.256
*Fried, Max	2	11	5.92	19	19	0	0	0	0	86.2	88	61	57	8	7	43	2	85	2	6	.268
Giardina, Sal	0	0	4.50	2	0	0	0	0	0	2.0	2	1	1	0	0	1	0	0	0	0	.333
*Gohara, Luiz	2	1	2.60	12	11	0	0	0	0	52.0	42	17	15	2	3	18	1	60	0	4	.218
Graham, Josh	0	1	1.38	10	0	0	0	2	2	13.0	10	2	2	0	0	9	1	10	0	2	.213
Hursh, Jason	0	0	1.23	10	0	0	0	5	5	14.2	10	2	2	0	0	5	1	10	2	2	.208
*Mader, Michael	5	5	4.18	35	1	0	0	4	5	64.2	57	34	30	5	0	41	3	57	0	8	.235
Medlen, Kris	1	0	1.74	2	2	1	0	0	0	10.1	10	4	2	0	1	3	0	8	0	0	.238
*Minter, A.J.	0	0	0.00	3	0	0	0	0	0	3.0	1	0	0	0	0	2	0	3	0	0	.111
Morris, Akeel	0	0	0.00	6	0	0	0	4	4	7.2	2	0	0	0	0	2	0	9	0	0	.080
Parsons, Wes	3	3	2.71	26	10	0	0	3	4	103.0	83	36	31	5	5	33	1	98	0	9	.219
*Pfeifer, Philip	1	3	3.45	30	0	0	0	3	6	44.1	37	18	17	2	1	33	1	68	0	5	.227
Phillips, Evan	1	1	8.14	15	0	0	0	1	2	21.0	22	19	19	5	1	11	1	24	0	1	.278
*Pike, Tyler	0	9	4.58	15	15	1	0	0	0	74.2	62	45	38	3	3	63	2	86	1	5	.228
Reynolds, Danny	1	3	3.26	39	0	0	0	3	6	58.0	50	25	21	0	6	31	2	52	0	3	.239
Rincon, Junior	0	1	4.76	3	0	0	0	0	0	5.2	3	4	3	0	1	5	2	8	0	1	.150
*Rogers, Joe	0	1	11.57	3	0	0	0	0	0	2.1	4	3	3	0	0	3	0	1	0	0	.400
Roney, Bradley	4	1	3.75	15	0	0	0	2	4	24.0	17	12	10	4	0	17	2	36	0	4	.205
Santiago, Andres	0	2	6.11	5	3	0	0	0	0	17.2	29	14	12	1	1	10	1	9	0	3	.327
Sobotka, Chad	3	1	5.52	18	0	0	0	0	3	31.0	29	19	19	1	2	19	0	23	0	7	.252
Soroka, Mike	11	8	2.75	26	26	0	0	0	0	153.2	133	58	47	10	10	34	0	125	0	7	.233
Toussaint, Touki	3	4	3.18	7	7	1	0	0	0	39.2	30	19	14	3	2	22	1	44	0	3	.207
Watts, Devan	0	2	2.25	20	0	0	0	1	4	32.0	27	12	8	1	3	13	1	31	1	2	.223
Webb, Jacob	3	1	2.63	16	0	0	0	0	3	24.0	17	8	7	1	0	14	1	26	2	1	.202
Weigel, Patrick	3	0	2.89	7	7	0	0	0	0	37.1	32	13	12	2	2	11	0	38	0	0	.234
Withrow, Matt	1	3	4.47	10	10	0	0	0	0	48.1	39	26	24	8	2	22	0	44	2	2	.220
Team Total	58	80	3.56	138	138	5	10	32	58	1215.2	1066	559	481	77	52	562	31	1196	10	96	.237

KEY: * - lefthanded pitcher



FLORIDA FIRE FROGS (ADVANCED-A)

Florida State League (48-81, 6th Florida State League North)

25-41 1st Half (6th) | 23-40 2nd Half (5th)

General Manager: Erik Anderson
PR Contact: Thaddeus Krzus
Manager: Luis Salazar
Hitting Coach: Rene Tosoni
Pitching Coach: Mike Maroth
Coach: Tomas Perez
Trainer: Dave Comeau

Stadium: Osceola County Stadium (5,300)
Address: 631 Heritage Park Way
Kissimmee, FL 34744
Phone: (321) 697-3156
Website: www.floridafirefrogs.com

2017 Recap: A Braves affiliate returned to the Florida State League last season as the Florida Fire Frogs played their first season in the league and went 48-81 in their inaugural campaign. The Fire Frogs played to a 25-41 record in the season's first "half" before working to a 23-40 mark to close the season.

Despite the record, Florida sent eight players to the Florida State League All-Star Game, including top prospects INF Austin Riley and C Alex Jackson. LHP Drew Harrington, LHP Tyler Pike, RHP Devan Watts, INF Carlos Castro, OF Braxton Davidson and OF Tyler Neslony also earned All-Star nods.

Jackson was named Florida's Player of the Year by the organization and paced the Fire Frogs with 14 home runs on the season, his first with the organization after being acquired from the Seattle Mariners in November 2016. He batted .272/.333/.502 over 66 games with Florida before transferring to Double-A Mississippi on July 30. Riley, Atlanta's No. 11 prospect entering the season, slugged 20 home runs on the campaign, including 12 with the Fire Frogs. He appeared in 81 games with Florida before also transferring to Mississippi on July 13.

RHP Touki Toussaint was named Florida's Pitcher of the Year by the organization after fanning 10.5 batters per 9.0 innings over 19 starts with the club. He led all Atlanta farmhands and ranked tied for 13th in the minors with 167 strikeouts. The 167 strikeouts were the most by a Braves prospect since Chuck James fanned 193 batters in 2005. He also ranked in the Top 10 among Braves farmhands with 145.0 innings of work (3rd), and set career highs in innings, strikeouts, wins (6), losses (13) and starts (26).

2018 FLORIDA FIRE FROGS SCHEDULE

April	July
5-6@Daytona	1.....Daytona
7-8Daytona	2-3@Jupiter
9-12@Fort Myers	4-5Charlotte
13-15@Palm Beach	6-8@Palm Beach
17-19St. Lucie	9-12Daytona
20-22Lakeland	13-15Clearwater
23-25@Daytona	16-18@Dunedin
26-29@Lakeland	19-21@Clearwater
	23-25Charlotte
	26-29Bradenton
	31@Charlotte
May	August
1-3Palm Beach	1-2@Charlotte
4-6Tampa	3-5@Fort Myers
7-9@St. Lucie	6-8Palm Beach
10-12@Tampa	9-12Fort Myers
14-17St. Lucie	13-16@St. Lucie
18-20Clearwater	17-19@Lakeland
21-23@Dunedin	21-23Jupiter
24-27Tampa	24-26Lakeland
29-31Dunedin	27-30@Tampa
	31@Charlotte
June	September
1-3@Clearwater	1-2@Charlotte
4-7@Bradenton	
8-10Jupiter	
11-14Bradenton	
18-20@Jupiter	
21-24@Daytona	
26-28Dunedin	
29-30Daytona	

FLORIDA FIRE FROGS (ADVANCED-A)



BATTERS	AVG	G	AB	R	H	2B	3B	HR	RBI	TB	BB	IBB	SO	SB	CS	OBP	SLG	OPS	SF	SAC	HBP
Acuna, Ronald	.287	28	115	21	33	3	5	3	19	55	8	0	40	14	3	.336	.748	.814	1	1	1
Castro, Carlos	.283	96	361	41	102	18	1	10	58	152	8	2	92	3	6	.306	.421	.727	4	0	6
#Cumberland, Brett	.269	56	182	14	49	12	1	1	21	66	18	1	62	0	2	.384	.363	.747	0	0	16
Daniel, Andrew	.139	11	36	3	5	1	0	1	3	9	4	0	11	0	1	.244	.250	.494	0	0	1
*Davidson, Braxton	.213	111	362	41	77	13	1	7	36	113	66	1	155	2	4	.339	.312	.651	2	0	4
Diddy, Ray-Patrick	.230	118	418	51	96	17	5	5	44	138	44	1	123	25	13	.331	.330	.661	4	8	21
*Ellison, Justin	.196	30	107	8	21	3	2	2	7	34	4	1	33	1	1	.230	.318	.548	1	1	1
Franklin, Kevin	.161	16	56	4	9	2	0	0	1	11	3	1	14	0	0	.200	.196	.396	1	0	0
*Gaylor, Stephen	.270	19	63	16	17	3	2	0	3	24	5	0	14	4	1	.338	.381	.719	1	2	2
#Giardina, Sal	.250	8	24	2	6	1	0	0	2	7	0	0	4	0	0	.308	.292	.599	0	0	2
Gonzalez, Matt	.236	43	144	15	34	8	0	1	13	45	9	0	38	1	3	.281	.313	.594	0	6	0
Jackson, Alex	.272	66	257	44	70	17	0	14	45	129	13	2	74	0	1	.333	.502	.835	1	0	11
Lago, Alay	.303	113	416	47	126	20	4	6	46	172	22	1	65	6	6	.342	.413	.756	4	4	5
Martinez, Carlos	.333	1	3	0	1	1	0	0	0	2	0	0	0	0	0	.333	.667	1.000	0	0	0
Morales, Jonathan	.253	53	194	25	49	4	0	2	17	59	12	1	32	1	1	.300	.304	.604	0	2	1
Moss, J.B.	.133	12	30	0	4	0	0	0	0	4	0	0	8	0	0	.133	.133	.267	0	0	0
Murphy, Tanner	.189	30	90	6	17	3	0	1	5	23	6	0	20	0	0	.263	.256	.518	0	0	3
*Neslony, Tyler	.309	60	217	31	67	17	0	4	21	96	22	0	43	0	4	.378	.442	.820	0	0	2
Nevarez, Wigberto	.217	16	46	7	10	2	0	1	5	15	3	0	17	1	0	.280	.326	.606	0	0	1
#Obregon, Omar	.257	33	113	10	29	5	2	0	8	38	10	0	19	1	4	.315	.336	.651	1	3	0
Riley, Austin	.252	81	306	43	77	10	1	12	47	125	23	0	74	0	2	.310	.408	.718	5	0	5
Salazar, Alejandro	.247	108	385	30	95	16	2	1	29	118	9	0	75	5	6	.265	.306	.572	1	8	1
*Schwartz, Garrison	.111	3	9	1	1	0	0	0	0	1	1	0	5	1	0	.200	.111	.311	0	0	0
#Seymour, Anfernee	.280	82	307	45	86	13	4	1	18	110	28	0	89	17	17	.341	.358	.699	5	6	3
Team Total	.255	129	4241	505	1081	189	30	72	448	1546	318	11	1107	82	75	.318	.365	.682	31	41	86

KEY: * - lefthanded hitter, # - switch hitter

PITCHERS	W	L	ERA	G	GS	SHO	SV	SVO	IP	H	R	ER	HR	HB	BB	IBB	SO	BK	WP	AVG
Cabrera, Mauricio	0	0	0.00	2	0	0	0	0	0	3.0	1	0	0	0	1	2	0	3	0	2.100
*Caicedo, Oriel	2	5	3.58	12	11	1	0	0	60.1	61	31	24	2	6	15	1	41	1	6	.256
*Clouse, Corbin	2	0	2.31	25	0	0	0	2	35.0	31	13	9	0	0	21	1	46	0	4	.228
Franco, Enderson	6	6	4.13	19	19	0	0	0	106.2	107	53	49	9	4	38	2	87	1	3	.262
*Gohara, Luiz	3	1	1.98	7	7	0	0	0	36.1	33	8	8	0	0	10	0	39	0	3	.243
Graham, Josh	3	3	4.69	31	0	0	0	1	3	48.0	41	27	25	0	4	18	2	5	0	.228
*Harrington, Drew	4	8	4.50	15	14	0	0	0	70.0	84	44	35	1	6	22	1	55	0	3	.298
*Hellingner, Jaret	0	0	0.00	1	0	0	0	0	2.0	1	0	0	0	0	0	0	0	0	0	.167
*Johnson-Mullins, Chase	1	5	3.07	25	0	0	0	4	5	44.0	44	18	15	2	1	16	0	50	1	.251
*Krol, Ian	0	0	0.00	1	0	0	0	0	2.0	1	0	0	0	0	1	0	0	1	0	.167
Lewis, Taylor	0	1	8.87	16	0	0	0	1	2	23.1	33	23	2	2	14	0	21	0	4	.351
*Matthews, Kevin	0	1	9.28	5	1	0	0	0	10.2	11	17	11	1	1	13	0	11	0	2	.250
*McCreery, Adam	1	1	2.64	18	0	0	0	5	6	30.2	21	11	9	1	0	23	2	43	0	.191
McLaughlin, Sean	4	4	3.97	35	0	0	0	3	6	65.6	66	30	29	2	2	22	2	58	2	.272
Medlen, Kris	1	1	3.97	2	2	0	0	0	11.1	10	5	5	1	2	4	0	6	0	1	.238
*Minter, A.J.	0	0	1.80	5	0	0	0	0	5.0	3	1	1	1	0	0	0	9	0	0	.167
Navarro, Raymar	2	2	3.70	8	3	0	0	0	24.1	20	11	10	0	1	12	1	19	0	0	.222
Nevarez, Wigberto	0	0	0.00	1	0	0	0	0	0.1	3	0	0	0	0	0	0	0	0	0	.750
*Pike, Tyler	5	2	2.20	12	12	0	0	0	69.2	56	21	17	2	1	27	0	68	0	5	.223
Rincon, Junior	1	1	4.84	7	2	0	0	0	22.1	28	15	12	2	1	8	0	20	0	3	.292
Roe, Chaz	0	1	27.00	3	1	0	0	0	1	2.0	6	6	0	0	2	0	3	0	1	.500
*Rogers, Joe	0	2	6.61	8	3	0	0	0	16.1	22	14	12	1	0	11	0	18	0	5	.324
Roney, Bradley	0	2	27.00	3	0	0	0	0	1	2.0	5	8	6	0	1	4	0	3	0	.417
Salazar, Carlos	0	0	4.15	4	0	0	0	0	4.1	4	5	2	0	0	7	0	5	0	2	.222
*Sanchez, Ricardo	4	12	4.95	22	21	0	0	0	100.0	117	65	55	10	3	46	1	101	7	6	.288
Santiago, Andres	2	6	7.19	15	4	0	0	0	1	41.1	52	38	33	4	5	15	1	51	0	.302
Sobotka, Chad	1	4	6.75	16	0	0	0	2	6	26.2	32	21	20	3	4	13	1	29	2	.314
Toussaint, Touki	3	9	5.04	19	19	0	0	0	105.1	101	61	59	8	8	42	3	123	0	10	.245
Watts, Devan	1	0	2.03	19	0	0	0	4	4	26.2	22	6	6	1	2	7	0	34	0	.222
Webb, Jacob	2	1	1.74	22	0	0	0	2	2	41.1	29	9	8	1	2	22	3	48	2	.203
White, Brandon	0	1	4.32	11	0	0	0	0	2	16.2	15	10	8	2	0	7	2	14	0	.238
Winkler, Dan	0	0	0.00	3	0	0	0	0	3.0	0	0	0	0	0	2	0	2	0	0	.000
Withrow, Matt	0	1	3.08	6	4	0	0	0	26.1	21	9	9	1	1	9	0	21	0	1	.228
Wright, Kyle	0	1	3.18	6	6	0	0	0	0	11.1	8	4	4	0	1	4	0	10	0	.205
Team Total	48	81	4.20	129	129	1	11	24	41	1094	1089	584	510	57	60	456	23	1095	16	.258

KEY: * - lefthanded pitcher



ROME BRAVES (A)

South Atlantic League (74-65, 3rd South Atlantic League Southern)

38-32 1st Half (3rd) | 36-33 2nd Half (4th)

General Manager:	Jim Bishop	Stadium:	State Mutual Stadium (5,105)
PR Contact:	Jim Jones	Address:	755 Braves Blvd.
Manager:	Rocket Wheeler		Rome, GA 30161
Hitting Coach:	Bobby Moore		P.O. Box 5515 (30162)
Pitching Coach:	Dan Meyer	Phone:	(706) 368-9388
Coach:	Anthony Nunez	Website:	www.romebraves.com
Trainer:	Vic Scarpone		

2017 Recap: Rome defended its 2016 South Atlantic League title by going 74-65 last season, finishing third in the SAL Southern Division. The R-Braves worked to a 38-32 record prior to the All-Star break, before going 36-33 over the season's second "half."

Rome had a number of Atlanta's top prospects, including pitchers Ian Anderson, Bryse Wilson and Joey Wentz. Wilson paced the staff with a 10-7 record and a 2.50 ERA over 26 starts, earning Rome's Pitcher of the Year distinction from the organization. He paced all Braves farmhands in starter's ERA, and ranked in the Top 10 in wins (2nd, 10), strikeouts (5th, 139), strikeout-to-walk ratio (5th, 3.76), innings (6th, 137.0) and hits per 9.0 innings (T9th, 6.9). Anderson, Atlanta's No. 5 prospect entering the season, made 20 starts in his first full professional season and went 4-5 with a 3.14 ERA and 11.0 strikeouts per 9.0 innings.

LHP Joey Wentz also played the full season in the Rome rotation and was tabbed by the South Atlantic League as the Most Outstanding Pitcher at the season's conclusion. Atlanta's No. 14 prospect entering the season, Wentz went 8-3 with a 2.60 ERA and 152 strikeouts over 26 starts and 131.2 innings.

OF Cristian Pache was named by the organization as Rome's Player of the Year after batting .281/.335/.343 over 119 games. He ended the season in the Top 10 among Braves farmhands (min. 200 at-bats) in triples (T1st, 8), stolen bases (2nd, 32), hits (3rd, 132), runs (7th, 60) and batting average (10th, .281).

2018 ROME BRAVES SCHEDULE

April	July
5-8 Hagerstown	1-3 Kannapolis
9-11 Charleston	4-6 @Asheville
12-15 @Greenville	7-9 Augusta
16-18 @Asheville	11-13 @Greenville
19-22 Augusta	14-17 @Augusta
23-26 @West Virginia	19-22 Charleston
27-29 @Hagerstown	23-26 Columbia
	27-29 @Lexington
	30-31 Greensboro
May	August
1-3 Lakewood	1 Greensboro
4-7 Asheville	2-4 @Greenville
9-11 @Augusta	7-9 Delmarva
12-15 @Hickory	10-13 West Virginia
17-20 Asheville	15-17 @Lakewood
21-24 @Lexington	18-21 @Delmarva
25-28 @Augusta	23-26 West Virginia
29-31 Asheville	27-30 Greenville
	31 @Asheville
June	September
1-3 Columbia	1-3 @Asheville
5-7 @Asheville	
8-10 Kannapolis	
11-14 @Greenville	
15-17 Lexington	
21-23 @Augusta	
24-26 Greenville	
27-29 @Charleston	
30 Kannapolis	

ROME BRAVES (A)




BATTERS	AVG	G	AB	R	H	2B	3B	HR	RBI	TB	BB	IBB	SO	SB	CS	OBP	SLG	OPS	SF	SAC	HBP
*Baez, Leudys	.268	31	1233	12	33	4	5	2	16	53	6	0	35	1	3	.302	.431	.733	0	0	0
*Bush, Austin	.216	31	102	7	22	6	0	2	11	34	9	0	38	0	0	.292	.333	.625	0	0	2
Concepcion, Anthony	.228	98	289	37	66	6	4	5	35	95	33	0	78	10	2	.321	.329	.650	5	2	9
Crowley, Alan	.185	8	27	0	5	2	0	0	1	7	1	0	11	0	0	.214	.259	.474	0	0	0
*Cruz, Derian	.167	29	114	14	19	6	1	0	13	27	3	0	35	3	2	.207	.237	.443	1	3	3
*Cumberland, Brett	.263	55	175	34	46	15	1	10	48	93	31	2	61	1	0	.432	.531	.964	5	0	25
Delgado, Riley	.143	4	14	3	2	1	0	0	5	3	1	0	2	0	0	.188	.214	.402	1	0	0
*Ellison, Justin	.254	45	169	27	43	9	4	5	21	75	12	0	52	6	4	.302	.444	.746	1	1	0
Gonzalez, Matt	.300	16	70	10	21	0	1	0	7	23	6	0	15	2	0	.355	.329	.684	0	0	0
*Grullon, Yaudi	.175	22	57	8	10	0	1	0	5	12	5	0	11	0	2	.238	.211	.449	1	2	0
Herbert, Lucas	.243	101	375	40	91	21	1	8	50	138	26	0	74	3	0	.308	.368	.676	1	2	10
*Hoekstra, Kurt	.255	114	415	48	106	18	7	3	35	147	34	1	96	11	4	.313	.354	.668	2	1	2
*Johnson, Micah	.286	2	7	0	2	0	0	0	1	2	0	0	1	0	0	.286	.286	.571	0	0	0
*Josephina, Kevin	.247	118	429	42	106	13	6	1	34	134	22	1	92	21	11	.283	.312	.596	6	6	2
Keller, Bradley	.163	25	80	8	13	7	0	2	6	26	5	0	37	1	0	.236	.325	.561	1	1	3
*Lugbauer, Drew	.277	31	119	13	33	11	1	3	19	55	8	0	38	0	0	.338	.462	.801	0	0	3
Martinez, Carlos	.270	51	159	12	43	1	0	0	11	44	16	0	19	1	1	.354	.277	.630	1	1	5
Mooney, Marcus	.238	111	416	53	99	13	1	0	32	114	21	1	54	10	6	.310	.274	.585	5	7	25
Murphy, Tanner	.227	23	75	6	17	4	0	1	11	24	17	0	17	2	0	.362	.320	.682	2	2	0
*Osuna, Ramon	.164	20	67	6	11	3	0	0	5	14	5	0	35	0	0	.222	.209	.431	0	0	0
Pache, Cristian	.281	119	469	60	132	13	8	0	42	161	39	1	104	32	14	.335	.343	.679	2	4	0
Rodgers, Jordan	.257	63	230	21	59	17	1	2	27	84	11	0	49	3	4	.306	.365	.672	1	1	6
Rodriguez, Sean	.000	1	4	0	0	0	0	0	0	0	0	0	1	0	0	.000	.000	.000	0	0	0
*Seymour, Anfernee	.287	28	108	17	31	5	1	0	6	38	7	0	22	8	3	.345	.352	.696	1	4	3
*Ventura, Randy	.294	95	381	46	112	7	1	1	16	124	24	0	83	29	12	.338	.325	.664	1	5	2
*Wilson, Israel	.262	43	168	28	44	3	3	2	20	59	18	0	52	9	3	.340	.351	.692	2	0	3
Yezpe, Juan	.275	36	142	15	39	13	0	1	15	55	8	0	32	4	1	.309	.387	.697	2	0	0
Team Total	.252	139	4785	567	1205	198	47	48	492	1641	368	6	1144	157	72	.316	.343	.659	41	42	103

KEY: * - lefthanded hitter, # - switch hitter

PITCHERS	W	L	ERA	G	GS	CG	SHO	SV	SVO	IP	H	R	ER	HR	HB	BB	IBB	SO	BK	WP	AVG
Anderson, Ian	4	5	3.14	20	20	0	0	0	0	83.0	69	30	29	0	11	43	0	101	0	8	.232
Borkovich, Walter	1	1	2.38	6	0	0	0	0	1	11.1	13	4	3	0	0	1	0	16	0	0	.277
*Burrows, Thomas	3	5	2.16	38	0	0	0	3	6	66.2	48	20	16	1	9	25	1	92	0	11	.198
*Caicedo, Oriel	5	2	3.20	13	3	0	0	1	1	45.0	42	19	16	2	2	6	0	31	1	1	.246
*Conyers, Troy	4	0	2.86	10	0	0	0	0	2	28.1	26	9	9	3	0	10	0	24	0	3	.250
Custred, Matt	1	3	1.16	24	0	0	0	2	2	38.2	19	8	5	2	0	15	0	48	0	5	.144
*Davidson, Tucker	5	4	2.60	31	12	0	0	2	3	103.2	96	45	30	4	1	30	0	101	0	7	.248
*Deal, Hayden	1	0	0.00	1	0	0	0	0	0	4.0	1	0	0	0	0	1	0	4	0	0	.077
Franco, Enderson	0	0	3.18	2	0	0	0	0	0	5.2	7	3	2	0	0	2	0	5	0	0	.318
Grullon, Yaudi	0	1	4.50	1	0	0	0	0	0	2.0	3	1	1	0	0	1	1	2	0	0	.333
*Hellingner, Jaret	0	2	9.49	6	1	0	0	0	1	12.1	17	14	13	0	0	9	0	6	0	3	.354
Hoekstra, Kurt	1	0	6.75	3	0	0	0	0	0	4.0	6	4	3	1	0	2	0	3	0	0	.333
Hughes, Landon	0	0	6.75	1	0	0	0	0	0	1.1	2	2	1	0	0	3	0	1	0	1	.400
*Kennedy, Jon	5	2	2.87	39	1	0	0	5	7	78.1	79	28	25	4	4	6	0	65	1	6	.262
*Lawlor, Ryan	3	1	4.37	11	10	0	0	0	0	47.1	49	24	23	0	0	16	0	61	0	7	.266
Lewis, Taylor	2	2	2.75	18	0	0	0	3	5	39.1	38	16	12	4	3	17	2	38	0	3	.244
Martinez, Carlos	0	0	9.00	1	0	0	0	0	0	1.0	1	2	1	1	1	0	0	1	0	1	.200
Matos, Bladimir	3	3	3.90	38	0	0	0	1	1	60.0	54	33	26	5	5	32	1	68	0	4	.237
*Matthews, Kevin	1	0	0.93	5	0	0	0	0	0	9.2	9	1	1	0	1	5	0	8	0	0	.265
*McCreery, Adam	2	0	2.84	20	0	0	0	2	3	31.2	26	17	10	0	2	15	0	47	0	0	.218
*Minter, A.J.	0	0	0.00	1	0	0	0	0	0	1.0	1	0	0	0	0	0	0	1	0	0	.333
Mooney, Marcus	0	0	18.00	1	0	0	0	0	0	1.0	4	2	2	1	1	0	0	2	0	0	.571
Mora, Luis	1	0	3.86	2	0	0	0	0	0	4.2	6	3	2	0	0	2	0	0	0	1	.300
Motte, Jason	0	0	0.00	1	0	0	0	0	0	1.0	0	0	0	0	0	0	0	0	0	0	.000
Navarro, Raymar	0	0	4.35	6	0	0	0	0	0	10.1	12	5	5	2	2	3	0	12	1	1	.286
*Rogers, Joe	2	0	5.17	9	0	0	0	1	1	15.2	18	10	9	2	0	8	1	22	0	5	.305
Santiago, Andres	0	0	0.00	2	0	0	0	0	0	6.1	4	2	2	0	0	1	0	5	0	0	.167
Schlosser, Ryan	1	7	6.84	14	0	0	0	0	2	26.1	39	22	20	4	3	8	0	13	0	2	.361
Walker, Jeremy	7	11	3.97	27	27	2	1	0	0	138.1	159	76	61	7	8	30	0	100	3	12	.288
*Wentz, Joey	8	3	2.60	26	26	0	0	0	0	131.2	9	44	38	4	1	46	0	152	1	18	.209
White, Brandon	2	0	1.82	25	0	0	0	10	12	39.2	36	13	8	1	2	10	1	37	0	6	.247
Wilson, Bryse	10	7	2.50	26	26	1	1	0	0	137.0	105	45	38	8	6	37	0	139	0	6	.211
Winkler, Dan	0	0	.900	1	0	0	0	0	0	1.0	2	1	1	0	0	1	0	0	0	0	.400
Team Total	74	65	3.19	139	139	3	12	31	47	1258.0	1172	541	446	60	65	400	7	1254	7	119	.247

KEY: * - lefthanded pitcher

FRONT OFFICE	<div><div>DANVILLE BRAVES (ROOKIE)</div></div>	
	Appalachian League (36-32, 3rd Appalachian League East)	
2018 MANAGER & STAFF	General Manager: David Cross	Stadium: Legion Field (2,588)
	PR Contact: Brandon Bennett	Address: 302 River Park Dr.
ATLANTA BRAVES	Manager: Barrett Kleinknecht	Danville, VA 24540
	Hitting Coach: Barbaro Garbey	P.O. Box 378 (24543)
2018 PLAYER BIOS	Pitching Coach: Kanekoa Texeira	Phone: (434) 797-3792
	Trainer: Drew Garner	Website: www.dbraves.com
2017 SEASON REVIEW	2017 Recap: Danville went 36-32 to log its best record since the 2014 season, but could not catch the Bluefield Blue Jays and finished third in the Appalachian League's East Division.	
	OF Drew Waters, Atlanta's second pick in the 2017 First-Year Player draft, played a portion of his first professional season with the D-Braves and batted .255/.331/.383 over 36 games. He opened his career with the GCL Braves before transferring to Danville on July 16 and ended the season ranked 10th among all Atlanta farmhands (min. 175 at-bats) with a .791 OPS.	
FIRE FROGS RECORDS	RHP Odalvi Javier was named Danville's Pitcher of the Year by the organization after leading the D-Braves in starts (13) and innings (63.0), while going 4-2 with a 3.14 ERA and 50 strikeouts. He did not allow more than three runs in any of his 13 starts.	
	At the plate for Danville, C William Contreras earned Danville's Player of the Year honors and was named an Appy League All-Star after batting .290/.379/.432 with 15 extra-base hits and 25 RBI in 45 games. He reached base at a .379 clip, which was third highest among Braves farmhands (min. 150 at-bats).	
OPPONENTS	2018 DANVILLE BRAVES SCHEDULE	
	<div><div><div>June</div><div>19-21 Pulaski</div><div>22-24 @Princeton</div><div>25-26 @Burlington</div><div>28-30 Elizabethton</div><div>July</div><div>1-3 Bristol</div><div>4-6 @Greeneville</div><div>7-9 @Elizabethton</div><div>10-13 Burlington</div><div>14-16 @Bluefield</div><div>18-20 Pulaski</div><div>21-23 Johnson City</div><div>24-26 @Kingsport</div><div>27-29 @Johnson City</div><div>31..... Princeton</div></div><div><div>August</div><div>1-2 Princeton</div><div>3-5 @Bluefield</div><div>6-8 Burlington</div><div>9-11..... Kingsport</div><div>12-14 @Pulaski</div><div>16-18 Greeneville</div><div>19-20 @Burlington</div><div>21-23 Bluefield</div><div>24-26 @Princeton</div><div>27-29 @Bristol</div></div></div>	
MISCELLANEOUS	22 2018 FLORIDA FIRE FROGS MEDIA GUIDE	

DANVILLE BRAVES (ROOKIE)



BATTERS	AVG	G	AB	R	H	2B	3B	HR	RBI	TB	BB	IBB	SO	SB	CS	OBP	SLG	OPS	SF	SACHBP	
#Baez, Leudys	.340	25	94	14	32	7	2	4	18	55	11	0	21	1	2	.415	.585	1.000	0	0	1
#Benson, Griffin	.234	45	137	18	32	4	0	1	15	39	17	0	40	1	0	.325	.285	.610	1	0	2
*Bush, Austin	.273	18	66	9	18	8	0	3	11	35	8	0	23	0	0	.368	.530	.899	0	0	1
Connings, Sanders	.154	6	13	5	2	1	0	0	1	3	1	0	9	0	0	.267	.231	.497	0	0	1
Contreras, William	.290	45	169	29	49	10	1	4	25	73	24	0	30	1	0	.379	.432	.811	3	0	2
Crowley, Alan	.211	13	38	7	8	3	0	2	5	17	3	0	10	1	0	.286	.447	.733	0	1	1
#Cruz, Derian	.235	50	213	32	50	9	1	2	22	67	14	1	61	11	5	.281	.315	.596	3	2	1
Delgado, Riley	.232	22	69	5	16	1	0	0	6	17	7	0	9	0	0	.299	.246	.545	1	1	0
Encarnacion, Jean Carlos	.290	23	93	14	27	3	0	1	6	33	3	0	21	3	5	.316	.355	.671	1	0	1
Fernandez, Jeremy	.174	13	46	5	8	1	0	0	1	9	4	0	10	1	0	.240	.196	.436	0	0	0
Keller, Bradley	.306	33	124	24	38	14	2	6	22	74	10	0	38	2	1	.360	.597	.957	1	0	1
*Lugbauer, Drew	.243	29	103	23	25	4	0	10	27	59	19	2	30	0	0	.366	.573	.939	0	0	1
#Maitan, Kevin	.220	33	127	10	28	5	1	2	15	41	9	1	39	1	0	.273	.323	.596	2	0	1
#Mejia, Luis	.297	30	91	14	27	3	0	0	5	30	8	0	13	5	0	.354	.330	.683	0	4	0
Michel, Raysheandall	.326	35	132	23	43	9	2	0	11	56	11	0	30	7	4	.378	.424	.802	0	2	0
Owenby, Hagen	.237	30	130	11	33	5	1	3	22	49	11	0	32	0	1	.310	.353	.663	3	0	5
Ramos, Jeffrey	.278	30	72	7	20	6	0	1	8	29	3	0	15	0	0	.308	.403	.710	2	0	1
*Schwartz, Garrison	.281	31	96	24	27	9	0	5	15	51	18	1	24	1	2	.398	.531	.930	2	2	1
Shumpert, Nicholas	.216	43	134	14	29	4	2	0	14	37	6	0	52	5	2	.259	.276	.535	1	1	2
Smith, Justin	.250	33	112	9	28	5	0	3	11	42	11	0	47	5	2	.320	.375	.695	1	0	1
#Waters, Drew	.255	36	149	20	38	11	1	2	14	57	16	0	59	4	2	.331	.383	.714	0	0	1
*Wilson, Isranell	.250	17	68	11	17	2	3	4	12	37	9	0	18	2	0	.338	.544	.882	0	0	0
Team Total	.260	68	2285	328	595	124	16	53	286	910	225	5	631	51	26	.330	.398	.729	21	13	24

KEY: * - lefthanded hitter, # - switch hitter

PITCHERS	W	L	ERA	G	GS	CG	SH	OS	V	S	VO	IP	H	R	ER	HR	HB	BB	IBB	SO	BK	WP	AVG
Belinda, Jacob	6	0	3.64	12	1	0	0	0	0	0	0	29.2	24	12	12	2	1	14	0	22	0	2	.224
Borkovich, Walter	2	1	3.0	8	0	0	0	2	5	12.0	12	6	4	2	0	1	0	13	0	13	0	2	.261
*Curtis, John	0	1	2.13	15	0	0	0	1	1	25.1	18	7	6	1	0	9	0	27	0	3	0	3	.202
De La Cruz, Jasseel	0	2	5.32	7	6	0	0	0	0	0	0	23.2	25	20	14	1	2	11	0	19	0	4	.260
Dyals, Cutter	2	4	2.05	17	0	0	0	0	2	22.0	17	9	5	0	3	9	0	21	1	3	0	3	.202
*Hellingner, Jaret	4	2	3.64	13	7	0	0	1	2	54.1	44	23	22	4	6	20	0	41	0	6	0	6	.223
Heredia, Jesus	1	3	5.91	15	0	0	0	1	5	21.1	26	20	14	2	2	15	1	26	1	2	0	2	.286
Hughes, Landon	1	1	1.69	15	0	0	0	5	6	21.1	16	4	4	0	0	5	0	27	0	2	0	3	.203
*Hyssong, Taylor	1	1	2.77	15	0	0	0	1	1	26.0	21	14	8	0	3	11	1	23	0	6	0	6	.219
Javier, Odalvi	4	2	3.14	13	13	0	0	0	0	63.0	61	22	22	3	11	22	0	50	0	5	0	5	.253
Johnstone, Connor	1	1	5.40	3	3	0	0	0	0	10.0	10	6	6	2	0	1	0	12	0	2	0	2	.250
*Mejia, Dilmer	4	3	3.91	13	9	0	0	1	1	50.2	46	31	22	1	3	10	0	52	1	2	0	2	.232
*Muller, Kyle	1	1	4.15	11	11	0	0	0	0	47.2	43	24	22	5	1	18	0	49	1	5	0	5	.232
Navarro, Raymar	0	1	5.91	8	0	0	0	2	2	16.2	28	17	11	2	0	6	0	11	2	2	0	3	.364
*Rice, Zach	0	1	2.97	16	0	0	0	0	0	30.1	27	15	10	1	2	12	0	38	0	5	0	5	.228
*Rodriguez, Kelvin	4	1	2.28	19	0	0	0	1	3	27.2	28	11	7	1	1	12	1	30	2	1	0	2	.255
Schlosser, Ryan	1	1	3.12	6	0	0	0	1	3	8.2	7	3	3	0	1	1	1	7	0	0	0	0	.219
*Simmons, Connor	1	0	2.95	13	0	0	0	1	1	18.1	14	7	6	0	2	6	0	18	0	3	0	3	.206
Suarez, Gilbert	0	0	12.60	6	0	0	0	0	0	10.0	23	21	14	4	2	6	0	9	0	0	0	4	.426
Weisenberg, Keith	3	2	3.24	15	0	0	0	1	2	25.0	22	12	9	0	2	9	1	20	0	4	0	4	.234
Ynoa, Huascar	0	3	5.26	7	7	0	0	0	0	25.2	24	17	16	1	3	15	0	27	0	2	0	2	.238
Zimmermann, Bruce	0	1	3.9	11	11	0	0	0	0	23.1	21	8	8	0	0	9	0	28	0	2	0	2	.244
Team Total	36	32	3.71	68	68	0	5	18	34	592.2	557	309	244	32	45	222	5	570	8	63	0	24	.243

KEY: * - lefthanded pitcher

GCL BRAVES (ROOKIE)

Gulf Coast League (31-28, 2nd Gulf Coast League Northeast)

Coordinator:	Jeff Pink	Stadium:	Champion Stadium (9,500)
PR Contact:	Jeff Pink	Address:	700 S Victory Way
Manager:	Nestor Pérez		Kissimmee, FL 34747
Hitting Coach:	Rick Albert	Phone:	(407) 939-2301
Pitching Coach:	Elvin Nina		
Trainer:	Eric Hyrcoko		

2017 Recap: The GCL Braves made a three-win improvement over their 2016 record, going 31-28 and finishing the season second in the GCL's Northeast division.

LHP Miguel Jerez earned GCL Braves Pitcher of the Year honors from the organization, while OF Jefrey Ramos was the GCL Braves Player of the Year.

DSL BRAVES (ROOKIE)

Dominican Summer League (18-53, 8th Dominican Summer League Northwest)

Coordinator:	Jeff Pink	Address:	Carretera de Guerra Km 26
PR Contact:	Jeff Pink		Mata Gorda. La Corcovada de Guerra
Manager:	Jefferson Romero		Santo Domingo Este, DR
Hitting Coach:	Danny Santiesteban	Phone:	(809) 937-3839
Hitting Coach:	Junior Colatosti		
Pitching Coach:	Hector Astacio		
Trainer:	Luis Palomares		

2017 BOBBY COX MANAGER OF THE YEAR

RALPH "ROCKET" WHEELER - FLORIDA FIRE FROGS

The Bobby Cox award is presented to the individual that best represents the top managerial performance throughout Atlanta's minor league system.

- 2016 Randy Ingle, Rome

2015 Brian Snitker, Gwinnett

2014 Randy Ingle, Danville

2013 Aaron Holbert, Mississippi

2012 Luis Salazar, Lynchburg

2011 Randy Ingle, Danville

2010 Jose Tartabull, GCL Braves

2009 Paul Runge, Danville
- 2008 Phillip Wellman, Mississippi

2007 Dave Brundage, Richmond

2006 Paul Runge, Danville

2005 Brian Snitker, Mississippi

2004 Pat Kelly, Richmond

2003 Rocket Wheeler, Rome

2002 Ralph Henriquez, Danville

2017 BILL LUCAS AWARD

TOUKI TOUSSAINT - FLORIDA FIRE FROGS/MISSISSIPPI BRAVES

The Bill Lucas Award is presented annually to the organization's minor league player that best represents the Braves both on and off the field.

- 2016 Mike Soroka, Rome

2015 Barrett Kleinknecht, Mississippi/Gwinnett

2014 Braeden Schlehuber, Mississippi

2013 Todd Cunningham, Gwinnett/Atlanta

2012 Ernesto Mejia, Gwinnett

2011 Cory Gearrin, Gwinnett/Atlanta

2010 J.C. Boscan, Mississippi

2009 Greg Creek, Mississippi
- 2008 Matt Young, Mississippi

2007 Wes Timmons, Richmond

2006 Carl Loadenthal, Mississippi/Myrtle Beach

2005 Brayan Pena, Richmond

2004 Pete Orr, Richmond

2003 Ryan Langerhans, Greenville

2002 Tony Pena, Macon

2017 PHIL NIEKRO AWARD

MIKE SOROKA - MISSISSIPPI BRAVES

The Phil Niekro award is presented annually to the top pitcher in the Braves' minor league organization.

- 2016 Patrick Weigel

2015 Tyrell Jenkins, Mississippi/Gwinnett

2014 Williams Perez, Mississippi

2013 Lucas Sims, Rome

2012 J.R. Graham, Lynchburg/Mississippi

2011 Julio Teheran, Gwinnett/Atlanta

2010 Julio Teheran, Rome/MB/MIS

2009 Craig Kimbrel, Rome, MB, MIS, GWN
- 2008 Tommy Hanson, Myrtle Beach/Mississippi

2007 Jo-Jo Reyes, ATL/Mississippi/Richmond

2006 Matt Harrison, Myrtle Beach/Mississippi

2005 Chuck James, Mississippi

2004 Kyle Davies, Myrtle Beach

2003 Macay McBride, Myrtle Beach

2002 Bubba Nelson, Myrtle Beach

2017 HANK AARON AWARD

RONALD ACUNA, JR. - FLORIDA FIRE FROGS/MISSISSIPPI BRAVES/GWINNETT BRAVES

The Hank Aaron Award is presented annually to the top offensive performer in the Braves' minor league system.

- 2016 Dustin Peterson

2014 Kyle Kubitz, Mississippi

2013 Josh Elander, Rome/Lynchburg

2012 Todd Cunningham, Mississippi

2011 Joey Terdoslavich, Lynchburg

2010 Freddie Freeman, Gwinnett

2009 Jason Heyward, MB/MIS/GWN
- 2008 Freddie Freeman, Rome

2007 Jordan Schafer, Myrtle Beach/Rome

2006 Kala Ka'aihue, Rome/Myrtle Beach

2005 Scott Thorman, Mississippi

2004 Ryan Langerhans, Richmond

2003 Adam LaRoche, Richmond

2002 Andy Marte, Macon

2017 MINOR LEAGUE TEAM MVPs

	Gwinnett (AAA)	Mississippi (AA)	Florida (A)	Rome (A)	Danville (R)
Player	Ozzie Albies	Ronald Acuna, Jr.	Alex Jackson	Cristian Pache	William Contreras
Pitcher	Lucas Sims	Mike Soroka	Touki Toussaint	Bryse Wilson	Odalvi Javier

FRONT OFFICE

2018 MANAGER & STAFF

ATLANTA BRAVES

2018 PLAYER BIOS

2017 SEASON REVIEW

FIRE FROGS RECORDS

OPPONENTS

MISCELLANEOUS

2017 BRAVES MINOR LEAGUE PITCHING LEADERS

Wins		Innings Pitched		Strikeouts	
Player	No.	Player	No.	Player	ERA
Mike Soroka.....	11	Mike Soroka.....	153.2	Toukie Toussaint.....	167
Bryse Wilson.....	10	Kolby Allard.....	150.0	Tyler Pike.....	154
Kolby Allard.....	8	Touki Toussaint.....	145.0	Joey Wentz.....	152
Joey Wentz.....	8	Tyler Pike.....	144.1	Luiz Gohara.....	147
Aaron Blair.....	7	Jeremy Walker.....	138.1	Bryse Wilson.....	139
Oriel Caicedo.....	7	Bryse Wilson.....	137.0	Lucas Sims.....	132
Luiz Gohara.....	7	Joey Wentz.....	131.1	Kolby Allard.....	129
Lucas Sims.....	7	Aaron Blair.....	127.1	Mike Soroka.....	125
Jeremy Walker.....	7	Luiz Gohara.....	123.2	Wes Parsons.....	108
Matt Wisler.....	7	Anderson Franco.....	121.1	Aaron Blair.....	104

Games		ERA (Starters)		ERA (Relievers)	
Player	No.	Player	No.	Player	No.
David Peterson.....	50	Bryse Wilson.....	2.50	Matt Custred.....	1.16
Corbin Clouse.....	41	Tucker Davidson.....	2.60	Miguel Jerez.....	1.31
Josh Graham.....	41	Joey Wentz.....	2.60	Gabriel Noguera.....	1.58
Phil Pfeifer.....	41	Luiz Gohara.....	2.62	Troy Conyers.....	1.91
Danny Reynolds.....	41	Mike Soroka.....	2.75	Jacob Webb.....	2.07
Mauricio Cabrera.....	40	Ian Anderson.....	3.14	Devan Watts.....	2.15
Rhiner Cruz.....	40	Wes Parsons.....	3.15	Thomas Burrows.....	2.16
Evan Phillips.....	40	Kolby Allard.....	3.18	Corbin Clouse.....	2.53
Joe Kennedy.....	39	Oriel Caicedo.....	3.42	Brandon White.....	2.56
Devan Watts.....	39	Tyler Pike.....	3.43	Akeel Morris.....	2.65

Saves		WHIP (Starters)		Hits/9.0 IP (Starter)	
Player	No.	Player	No.	Player	No.
Brandon White.....	10	Bryse Wilson.....	1.04	Joey Wentz.....	6.8
Adam McCreery.....	7	Mike Soroka.....	1.09	Matt Withrow.....	6.9
David Peterson.....	7	Joey Wentz.....	1.10	Bryse Wilson.....	6.9
Rhiner Cruz.....	5	Lucas Sims.....	1.14	Tyler Pike.....	7.4
Jason Hursh.....	5	Matt Withrow.....	1.16	Lucas Sims.....	7.4
Joe Kennedy.....	5	Oriel Caicedo.....	1.18	Ian Anderson.....	7.5
Akeel Morris.....	5	Luiz Gohara.....	1.21	Luiz Gohara.....	7.7
Devan Watts.....	5	Tucker Davidson.....	1.22	Mike Soroka.....	7.8
Four Tied.....	4	Wes Parsons.....	1.26	Touki Toussaint.....	8.1
		Kolby Allard.....	1.27	Wes Parsons.....	8.2

Starters - min 75.0 IP

Relievers - min. 30.0 IP

All players ended the season in the organization

2017 PITCHERS OF THE MONTH

Month	Gwinnett (AAA)	Mississippi (AA)	Florida (A)	Rome (A)	Danville (R)
April	Lucas Sims	Kolby Allard	Luiz Gohara	Oriel Caicedo	--
May	Caleb Dirks	Wes Parsons	Tyler Pike	Bryse Wilson	--
June	Akeel Morris	Mike Soroka	Corbin Clouse	Ian Anderson	Kelvin Rodriguez
July	Andrew Albers	Phil Pfeifer	Touki Toussaint	Joey Wentz	Landon Hughes
August	Manny Barreda	Kolby Allard	Oriel Caicedo	Jeremy Walker	Dilmer Mejia

2017 BRAVES MINOR LEAGUE BATTING LEADERS

Batting Average		Runs		Hits	
Player	Avg.	Player	No.	Player	No.
Ronald Acuna, Jr.	325	Ronald Acuna, Jr.	88	Ronald Acuna, Jr.	181
Jefrey Ramos	307	Austin Riley.....	71	Austin Riley.....	133
Alay Lago.....	303	Ozzie Albies.....	67	Cristian Pache.....	132
Leudys Baez.....	300	Xavier Avery.....	65	Alay Lago.....	126
Joey Meneses.....	292	Travis Demeritte.....	62	Ozzie Albies.....	117
Ozzie Albies.....	285	Anfernee Seymour.....	62	Anfernee Seymour.....	117
Sean Kazmar.....	284	Cristian Pache.....	60	Carlos Franco.....	116
Carlos Castro.....	283	Alex Jackson.....	56	Travis Demeritte.....	106
Anfernee Seymour.....	282	Carlos Franco.....	53	Kurt Hoekstra.....	106
Cristian Pache.....	281	Marcus Mooney.....	53	Kevin Joséphina.....	106

Doubles		Triples		Home Runs	
Player	No.	Player	No.	Player	No.
Ronald Acuna, Jr.	31	Ronald Acuna, Jr.	8	Ronald Acuna, Jr.	21
Brett Cumberland.....	27	Ozzie Albies.....	8	Carlos Franco.....	21
Rio Ruiz.....	25	Cristian Pache.....	8	Austin Riley.....	20
Ozzie Albies.....	21	Kurt Hoekstra.....	7	Alex Jackson.....	19
Xavier Avery.....	21	Leudys Baez.....	7	Rio Ruiz.....	16
Travis Demeritte.....	21	Keith Curcio.....	6	Travis Demeritte.....	15
Lucas Herbert.....	21	Travis Demeritte.....	6	Xavier Avery.....	14
Alex Jackson.....	21	Justin Ellison.....	6	Drew Lugbauer.....	13
Bradley Keller.....	21	Jared James.....	6	Brett Cumberland.....	11
Tyler Neslony.....	21	Kevin Joséphina.....	6	Sean Kazmar.....	11
		Israel Wilson.....	6		

Runs Batted In		OPS (On-Base + Slugging)		Stolen Bases	
Player	No.	Player	No.	Player	No.
Ronald Acuna, Jr.	82	Ronald Acuna, Jr.	896	Ronald Acuna, Jr.	44
Carlos Franco.....	77	Drew Lugbauer.....	865	Cristian Pache.....	32
Austin Riley.....	74	Brett Cumberland.....	855	Ray-Patrick Didder.....	25
Brett Cumberland.....	69	Leudys Baez.....	851	Anfernee Seymour.....	25
Alex Jackson.....	65	Xavier Avery.....	816	Juan Carlos Negret.....	23
Carlos Castro.....	58	Alex Jackson.....	808	Ozzie Albies.....	21
Rio Ruiz.....	56	Bradley Keller.....	801	Xavier Avery.....	21
Xavier Avery.....	52	Austin Riley.....	786	Kevin Joséphina.....	21
Lucas Herbert.....	50	Ozzie Albies.....	771	Connor Lien.....	17
Alay Lago/Drew Lugbauer.....	46	Rio Ruiz.....	768	Lane Adams.....	15

Min. 200 at-bats

All players ended the season in the organization

2017 PLAYERS OF THE MONTH

Month	Gwinnett (AAA)	Mississippi (AA)	Florida (A)	Rome (A)	Danville (R)
April	Mel Rojas, Jr.	Carlos Franco	Alex Jackson	Juan Yopez	--
May	Johan Camargo	Ronald Acuna, Jr.	Austin Riley	Brett Cumberland	--
June	Ozzie Albies	Jared James	Alay Lago	Lucas Herbert	Nick Shumpert
July	Dustin Peterson	Dylan Moore	Brett Cumberland	Jordan Rodgers	Leudys Baez
August	Ronald Acuna, Jr.	Austin Riley	Ray-Patrick Didder	Kurt Hoekstra	Garrison Schwartz

FRONT OFFICE	BRAVES 2017 FIRST-YEAR PLAYER DRAFT				
	Round	Name	Position	No.	School
2018 MANAGER & STAFF	1	Kyle Wright	RHP	5	Vanderbilt
	2	Drew Waters	OF	41	Etowah High School (Woodstock, Ga.)
	3	Freddy Tarnok	RHP	80	Riverview (Fla.) High School
	4	Troy Bacon	RHP	110	Santa Fe Community College
ATLANTA BRAVES	5	Bruce Zimmerman	LHP	140	Mount Olive
	6	Jordan Rogers	3B	170	Tennessee
	7	Landon Hughes	RHP	200	Georgia Southern
	8	John Curtis	LHP	230	Lenoir-Rhyne
2018 PLAYER BIOS	9	Riley Delgado	SS	260	Middle Tennessee State
	10	Jacob Belinda	RHP	290	Lock Haven
	11	Drew Lugbauer	C	320	Michigan
	12	Hagen Owenby	C	350	East Tennessee State University
2017 SEASON REVIEW	13	Connor Simmons	LHP	380	Georgia Southern
	14	Kevin Weisenberg	RHP	410	Stanford
	15	Austin Bush	1B	440	UC Santa Barbara
	16	Garrison Schwartz	OF	470	Grand Canyon
FIRE FROGS RECORDS	17	Cutter Dyals	RHP	500	North Carolina A&T
	18	Zack Soria	C	530	Florida International University
	19	Tanner Allison	LHP	560	Western Michigan
	20	Justin Smith	OF	590	St. Johns River State
OPPONENTS	21	Jeffrey Johnstone	RHP	620	Wake Forest
	22	Justin Morhardt	C	650	Bryan
	23	Troy Conyers	LHP	680	San Diego
	24	Jackson Lourie	RHP	710	Rhodes
MISCELLANEOUS	25	Jake Taylor	C	740	Shawnee High School (Tecumseh, Okla.)
	26	Charlie Carpenter	C	770	South Carolina Upstate
	27	Randy Bednar	CF	800	Landon School (Bethesda, Md.)
	28	Brett Brocoff	RHP	830	Desert Oasis High School (Las Vegas, Nev.)
	29	Cade Cavalli	RHP	860	Bixby (Okla.) High School
	30	Hayden Wynja	LHP	890	Heritage Christian School (Indianapolis, Ind.)
	31	Ryan Miller	RHP	920	Clemson
	32	Reid Detmers	LHP	950	Glenwood High School (Nokomis, Ill.)
	33	Chris McMahon	RHP	980	West Chester (Pa.) Rustin High School
	34	Ricky Negron	UTL	1010	University of Tampa
	35	Jason Rooks	OF	1040	Walton High School (Marietta, Ga.)
	36	Chase Blueberg	RHP	1070	Feather River College
	37	Dean Miller	LF	1100	Riverside Community College
	38	Adam Groesbeck	CF	1130	Air Force
	39	Joe Sanchez	LHP	1160	TERRA Environmental Research Institute (Miami, Fla.)
	40	Baron Radcliff	RF	1190	Norcross (Ga.) High School
Bold Indicates Signed					

MLB PIPELINE TOP 30 (2ND)

Name	Pos.	Drafted/Signed, Year (Round)	2017 Team(s)
1. Ronald Acuna	OF	Venezuela, 2014	Florida (FSL/A+), Mississippi (SL/AA), Gwinnett (IL/AAA)
2. Kyle Wright	RHP	Vanderbilt, 2017 (1st)	Braves (GCL/Rk), Florida (FSL/A+)
3. Mike Soroka	RHP	HS - Calgary, 2015	Mississippi (SL/AA)
4. Luiz Gohara	RHP	Brazil, 2012	Florida (FSL/A+), Mississippi (SL/AA), Gwinnett (IL/AAA), Atlanta (NL/MLB)
5. Ian Anderson	RHP	HS - Clifton Park, NY., 2016 (1st)	Rome (SAL/A)
6. Kolby Allard	LHP	HS - San Clemente, Calif. 2015 (1st)	Mississippi (SL/AA)
7. Max Fried	LHP	HS - Los Angeles, 2012 (1st)	Mississippi (SL/AA), Gwinnett (IL/AAA), Atlanta (NL/MLB)
8. Austin Riley	3B	HS - Southaven, Miss., 2015 (1st, Supplemental)	Florida (FSL/A+), Mississippi (SL/AA)
9. Cristian Pache	OF	Dominican Republic, 2015	Rome (SAL/A)
10. Joey Wentz	LHP	HS - Shawnee Mission, Kan., 2016 (1st Supplemental)	Rome (SAL/A)
11. Touki Toussaint	RHP	HS - Coral Springs, Fla., 2014 (1st)	Florida (FSL/A+), Mississippi (SL/AA)
12. Kyle Muller	LHP	HS - Dallas, 2016 (2nd)	Danville (APP/Rk)
13. Bryce Wilson	RHP	HS - Hillsborough, N.C., 2016 (4th)	Rome (SAL/A)
14. Alex Jackson	C	HS - Rancho Beranado, Calif., 2014 (1st)	Florida (FSL/A+), Mississippi (SL/AA)
15. A.J. Minter	LHP	Texas A&M, 2015 (2nd Supplemental)	Rome (SAL/A), Florida (FSL/A+), Mississippi (SL/AA), Gwinnett (IL/AAA), Atlanta (NL/MLB)
16. Dustin Peterson	OF	HS - Gilbert, Ariz., 2013 (2nd)	Gwinnett (IL/AAA)
17. Patrick Weigel	RHP	Houston, 2015 (7th)	Mississippi (SL/AA), Gwinnett (IL/AAA)
18. William Contreras	C	Venezuela, 2015	Danville (APP/Rk)
19. Drew Waters	OF	HS - Woodstock, Ga., 2017 (2nd)	Braves (GCL/Rk), Danville (APP/Rk)
20. Derian Cruz	SS	Dominican Republic, 2015	Danville (APP/Rk), Rome (SAL/A)
21. Travis Demeritte	2B/3B	HS - Winder Barrow, Ga., 2013	Mississippi (SL/AA)
22. Israel Wilson	OF	Dominican Republic, 2014	Danville (APP/Rk), Rome (SAL/A)
23. Tucker Davidson	LHP	Midland (Texas) JC, 2016 (19th)	Rome (SAL/A)
24. Brett Cumberland	C	California, 2016 (2nd Supplemental)	Rome (SAL/A), Florida (FSL/A+)
25. Anfernee Seymour	OF	Bahamas, 2014 (7th)	Rome (SAL/A), Florida (FSL/A+)
26. Freddy Tarnok	RHP	HS - Riverview, Fla., 2017 (3rd)	Braves (GCL/Rk)
27. Ricardo Sanchez	LHP	Venezuela, 2014	Florida (FSL/A+)
28. Thomas Burrows	LHP	Alabama, 2016 (4th)	Rome (SAL/A)
29. Jasseel De La Cruz	RHP	Dominican Republic, 2015	Braves (GCL/Rk), Danville (APP/Rk)
30. Drew Lugbauer	C/3B	Michigan, 2017 (11th)	Danville (APP/Rk), Rome (SAL/A)

BASEBALL AMERICA TOP 30 (1ST)

Name	Pos.	Drafted/Signed, Year (Round)	2017 Team(s)
1. Ronald Acuna	OF	Venezuela, 2014	Florida (FSL/A+), Mississippi (SL/AA), Gwinnett (IL/AAA)
2. Luiz Gohara	LHP	Brazil, 2012	Florida (FSL/A+), Mississippi (SL/AA), Gwinnett (IL/AAA), Atlanta (NL/MLB)
3. Mike Soroka	RHP	HS - Calgary, 2015	Mississippi (SL/AA)
4. Kyle Wright	RHP	Vanderbilt, 2017 (1st)	Braves (GCL/Rk), Florida (FSL/A+)
5. Ian Anderson	RHP	HS - Clifton Park, NY., 2016 (1st)	Rome (SAL/A)
6. Austin Riley	3B	HS - Southaven, Miss., 2015 (1st, Supplemental)	Florida (FSL/A+), Mississippi (SL/AA)
7. Kolby Allard	LHP	HS - San Clemente, Calif. 2015 (1st)	Mississippi (SL/AA)
8. Max Fried	LHP	HS - Los Angeles, 2012 (1st)	Mississippi (SL/AA), Gwinnett (IL/AAA), Atlanta (NL/MLB)
9. Cristian Pache	OF	Dominican Republic, 2015	Rome (SAL/A)
10. Alex Jackson	C	HS - Rancho Beranado, Calif., 2014 (1st)	Florida (FSL/A+), Mississippi (SL/AA)
11. Joey Wentz	LHP	HS - Shawnee Mission, Kan., 2016 (1st Supplemental)	Rome (SAL/A)
12. Bryce Wilson	RHP	HS - Hillsborough, N.C., 2016 (4th)	Rome (SAL/A)
13. Tucker Davidson	LHP	Midland (Texas) JC, 2016 (19th)	Rome (SAL/A)
14. Touki Toussaint	RHP	HS - Coral Springs, Fla., 2014 (1st)	Florida (FSL/A+), Mississippi (SL/AA)
15. A.J. Minter	LHP	Texas A&M, 2015 (2nd Supplemental)	Rome (SAL/A), Florida (FSL/A+), Mississippi (SL/AA), Gwinnett (IL/AAA), Atlanta (NL/MLB)
16. Patrick Weigel	RHP	Houston, 2015 (7th)	Mississippi (SL/AA), Gwinnett (IL/AAA)
17. Drew Waters	OF	HS - Woodstock, Ga., 2017 (2nd)	Braves (GCL/Rk), Danville (APP/Rk)
18. William Contreras	C	Venezuela, 2015	Danville (APP/Rk)
19. Ricardo Sanchez	LHP	Venezuela, 2014	Florida (FSL/A+)
20. Kyle Muller	LHP	HS - Dallas, 2016 (2nd)	Danville (APP/Rk)
21. Israel Wilson	OF	Dominican Republic, 2014	Danville (APP/Rk), Rome (SAL/A)
22. Dustin Peterson	OF	HS - Gilbert, Ariz., 2013 (2nd)	Gwinnett (IL/AAA)
23. Freddy Tarnok	RHP	HS - Riverview, Fla., 2017 (3rd)	Braves (GCL/Rk)
24. Jean Carlos Encarnacion	3B	Dominican Republic, 2016	Braves (GCL/Rk), Danville (APP/Rk)
25. Huascar Ynoa	RHP	Dominican Republic, 2014	Elizabethton (APP/Rk), Danville (APP/Rk)
26. Jeffrey Ramos	OF	Dominican Republic, 2016	Braves (GCL/Rk), Danville (APP/Rk)
27. Jasseel De La Cruz	RHP	Dominican Republic, 2015	Braves (GCL/Rk), Danville (APP/Rk)
28. Drew Lugbauer	C	Michigan, 2017 (11th)	Danville (APP/Rk), Rome (SAL/A)
29. Phil Pfeifer	LHP	Vanderbilt, 2015 (3rd)	Mississippi (SL/AA), Gwinnett (IL/AAA)
30. Josh Graham	RHP	Oregon, 2015 (4th)	Florida (FSL/A+), Mississippi (SL/AA)

WATCH THE STARS OF TOMORROW TODAY[®]

ON **MiLB.TV** 

USE PROMO
FIREFROGS
AND SAVE!



VISIT **MILB.TV**[®] NOW
FOR COMPLETE DETAILS.

WATCH ON
FIRST PITCH[™] 

 Download on the
App Store

GET IT ON
 Google Play

© 2018 Minor League Baseball. All MiLB copyrights and trademarks are used with permission. All rights reserved. Blackout and other restrictions may apply.
Visit MiLB.TV for details. Data and usage rates may apply to the download and use of the MiLB First Pitch app.



2018 PITCHING BIOS



IAN ANDERSON

RIGHT-HANDED PITCHER

BATS: RIGHT

HEIGHT: 6-3

THROWS: RIGHT

WEIGHT: 170

BORN: 5/2/98 IN REXFORD, N.Y.

RESIDES: REXFORD, N.Y.

OBTAINED: SELECTED BY THE BRAVES IN THE FIRST ROUND (3RD OVERALL) OF THE 2016 FIRST-YEAR PLAYER DRAFT.

2017: Played his first full professional season with Single-A Rome, and went 4-5 with a 3.14 ERA (29 ER/83.0 IP) and 101 strikeouts over 20 starts...Led all Atlanta farmhands (min. 75.0 IP) by averaging 11.0 strikeouts per 9.0 innings pitched...Pitched to a 6.15 ERA over six starts in May, but logged a 1.75 ERA (11 ER/56.2 IP) over 14 starts in the other five months of the season, including an 0.83 ERA (2 ER/21.2 IP) in seven starts after the All-Star break...Named South Atlantic League Pitcher of the Week for the period of 5/22-28 after tossing 6.0 scoreless innings with 11 strikeouts on 5/25 vs. Augusta...Did not allow a home run on the season, and has surrendered just one homer over 122.2 professional innings...Entered 2017 named by Baseball America as Atlanta's No. 5 prospect, and as the No. 66 prospect in the minor leagues.

2016: Split his first professional season between the GCL Braves and rookie-level Danville, combining to go 1-2 with a 2.04 ERA (9 ER/39.2 IP) over 10 starts...Made five starts with the GCL Braves before advancing to Danville on 8/10...Allowed five earned runs over 4.0 innings on 8/22 vs. Bluefield, but pitched to a 0.99 ERA (4 ER/35.2 IP) in his other nine appearances...Limited left-handed batters to a .172 (10-for-58) average against him, while righties hit .277 (23-for-88)...Held opposing batters to a .189 (10-for-53) average with runners on base...Selected by the Braves with the third overall pick in the 2016 First-Year Player Draft, Atlanta's highest draft selection since 1991, when it took Mike Kelly second overall...Rated as the 12th-best prospect by Baseball America in the 2016 draft class, and also earned the distinction by the publication as having the "Best Delivery" by a prep pitcher...ESPN ranked him as the seventh-best player and the third-best prep pitcher in the 2016 class.

Year	Club	W-L	ERA	G	GS	CG	SHO	SV	IP	H	R	ER	HR	HB	BB	SO	WP	BK
2016	GCL Braves	1-0	0.00	5	5	0	0	0	18.0	14	2	0	0	0	4	18	1	0
	Danville	0-2	3.74	5	5	0	0	0	21.2	19	10	9	1	0	8	18	5	0
2017	Rome	4-5	3.14	20	20	0	0	0	83.0	69	30	29	0	11	43	101	8	0
Minor Totals		5-7	2.79	30	30	0	0	0	122.2	102	42	38	1	11	55	137	14	0



MAURICIO CABRERA

RIGHT-HANDED PITCHER

BATS: RIGHT

HEIGHT: 6-3

THROWS: RIGHT

WEIGHT: 260

BORN: 9/22/93 IN LAS MATAS DE FARFAN, DR

RESIDES: LAS MATAS DE FARFAN, DR

OBTAINED: SIGNED AS A NON-DRAFTED FREE AGENT, JULY 2, 2010.

2017: Began the season on the major league disabled list before spending the remainder of the season in the minor leagues with Double-A Mississippi and Triple-A Gwinnett...Went 3-2 with a 6.20 ERA (31 ER/45.0 IP) in 41 combined games out of the bullpen...Walked 46 while striking out 39...Placed on the 10-day disabled list on 3/30 with a right elbow strain and after making a rehabilitation assignment to Single-A Florida and Triple-A Gwinnett, was optioned to the G-Braves the day he was activated, 5/7...Optioned to the M-Braves on 8/2, where he finished the season...Issued at least one walk in 12 of his 14 games with Mississippi.

2016: Split the season between Atlanta and Double-A Mississippi, making his major league debut on 6/27 with a scoreless inning of relief vs. CLE...Started the year with the M-Braves before the Braves recalled him on 6/27...Remained with the Braves for the remainder of the season, finishing with six saves and five wins to become the eighth Braves rookie in Atlanta franchise history to have at least five wins and five saves in a season...Mike Stanton did it last in 1991, winning five times and saving seven games...His six saves were fourth most among MLB rookies...From the date of his debut (6/27) through the end of the season, his 41 games pitched tied for the most appearances by a rookie pitcher in the majors...Among all pitchers in that time frame, Cabrera tied for the seventh most appearances in the majors, five off the lead of ARI's Randall Delgado and SD's Brad Hand...Did not allow a home run over his 38.1 innings... Finished with the second-highest average pitch velocity in the majors at 100.6...Only Aroldis Chapman (100.9) threw harder, according to MLB's Statcast...He and Chapman were the only two pitchers to throw a pitch at least 103 mph...Earned his first career win, 7/19 at CIN...Collected his first save, 6/30 vs. MIA...Compiled a 1.25 ERA (3 ER/21.2 IP) over 21 games, 6/23-9/7.

2015: Split his fifth pro campaign between High-A Carolina and Double-A Mississippi...Totaled a 2-3 record with one save and a 5.59 ERA...Allowed one earned run or less in 28 of his 36 appearances...His ERA in those games was 1.05 (5 ER/42.2 IP)...In his other eight outings, his ERA was 39.71 (25 ER/5.2 IP), with 24 hits, a .600 opponents' batting average and 13 walks...Entered the season ranked by Baseball America as the Braves' 17th-best prospect.

Year	Club	W-L	ERA	G	GS	CG	SHO	SV	IP	H	R	ER	HR	HB	BB	SO	WP	BK
2015	Carolina	2-2	5.52	23	0	0	0	1	31.0	30	22	19	1	0	17	28	8	1
	Mississippi	0-1	5.71	13	0	0	0	0	17.1	12	12	11	1	1	18	25	8	0
2016	Mississippi	3-3	3.21	25	0	0	0	4	33.2	20	15	12	0	3	22	35	2	0
	ATLANTA	5-1	2.82	41	0	0	0	6	38.1	31	14	12	0	1	19	32	2	0
2017	Florida	0-0	0.00	2	0	0	0	0	3.0	1	0	0	0	1	2	3	2	0
	Mississippi	1-0	5.27	14	0	0	0	0	13.2	8	11	8	0	0	18	15	6	0
	Gwinnett	2-2	7.86	24	0	0	0	3	26.1	26	23	23	1	4	25	20	7	0
Minor Totals		15-24	4.48	178	50	1	0	8	399.1	338	243	199	12	32	241	348	82	0
Major Totals		5-1	2.82	41	0	0	0	6	38.1	31	14	12	0	1	19	32	2	0



TUCKER DAVIDSON

LEFT-HANDED PITCHER

BATS: LEFT

HEIGHT: 6-2

THROWS: LEFT

WEIGHT: 215

BORN: 3/25/96 IN AMARILLO, TEXAS

RESIDES: AMARILLO, TEXAS

OBTAINED: SELECTED BY THE BRAVES IN THE 19TH ROUND OF THE 2016 FIRST-YEAR PLAYER DRAFT

2017: Played his first full professional season with Single-A Rome, and went 5-4 with a 2.60 ERA (30 ER/103.2 IP) and 101 strikeouts over 31 games (12 starts)...His 2.60 ERA tied for the second-best mark among Atlanta's starting pitcher prospects (min. 75.0 IP)...Logged a 1-2 record and a 2.38 ERA in 19 relief appearances, and a 4-2 mark with a 2.76 ERA in 12 starts...Allowed left-handed batters to hit just .180 (23-for-128) against him...Surrendered fewer than two earned runs in 29 of his 31 appearances.

Year	Club	W-L	ERA	G	GS	CG	SHO	SV	IP	H	R	ER	HR	HB	BB	SO	WP	BK
2016	GCL Braves	0-3	1.52	11	1	0	0	0	29.2	32	9	5	1	3	4	323	2	1
2017	Rome	5-4	2.60	31	12	0	0	2	103.2	96	45	30	4	1	30	101	7	0
Minor Totals		5-7	2.36	42	13	0	0	2	133.1	128	54	25	5	4	34	133	9	1



DREW HARRINGTON

LEFT-HANDED PITCHER

BATS: RIGHT

HEIGHT: 6-1

THROWS: LEFT

WEIGHT: 225

BORN: 3/30/95 IN PRINCETON, KY.

RESIDES: MT. JULIET, TENN.

OBTAINED: SELECTED BY THE BRAVES IN THE THIRD ROUND (80TH OVERALL) OF THE 2016 FIRST-YEAR PLAYER DRAFT.

2017: Spent his first full professional season with High-A Florida, going 4-8 with a 4.50 ERA (35 ER/70.0 IP) in 15 games (14 starts)...Pitched to a 4-2 record and a 1.88 ERA over his first seven starts, before logging a 7.67 ERA over his final eight appearances...Named a Florida State League Mid-Season All-Star after going 4-6 with a 3.65 ERA in 12 starts prior to the break...Placed on the disabled list on 7/8 (left elbow strain) and missed the remainder of the season.

2016: Appeared in nine games with Danville after being a third-round selection in the First-Year Player Draft, and went 1-0 with a 2.45 ERA (4 ER/14.2 IP) and 15 strikeouts...Allowed just one hit with runners in scoring position on the season, holding batters to a .059 (1-for-17) average in such situations...Named ACC Pitcher of the Year and earned a pair of first-team All-America honors after going 12-2 with a 1.95 ERA and 92 strikeouts in 17 starts at Louisville.

Year	Club	W-L	ERA	G	GS	CG	SHO	SV	IP	H	R	ER	HR	HB	BB	SO	WP	BK
2016	Danville	1-0	2.45	9	1	0	0	0	14.2	14	4	4	1	1	5	15	0	0
2017	Florida	4-8	4.50	15	14	0	0	0	70.0	84	44	35	1	6	22	55	3	0
Minor Totals		5-8	4.15	24	15	0	0	0	84.2	98	48	39	2	7	27	70	3	0



JUSTIN KELLY

LEFT-HANDED PITCHER

BATS: LEFT

HEIGHT: 6-1

THROWS: LEFT

WEIGHT: 175

BORN: 4/22/93 IN BAKERSFIELD, CALIF.

RESIDES: BAKERSFIELD, CALIF.

OBTAINED: ACQUIRED BY THE BRAVES FROM THE LOS ANGELES ANGELS IN EXCHANGE FOR RHP JIM JOHNSON AND INTERNATIONAL POOL SPACE ON NOVEMBER 30, 2017.

2017: Spent his second professional season between five levels of the Angels chain, combining to go 6-4 with a 3.53 ERA (25 ER/63.2 IP) and 57 strikeouts over 25 games (6 starts) between Salt Lake (AAA), Mobile (AA), Inland Empire (A+), Burlington (A) and Orem (R)...Appeared in the most games with Burlington (11 games, 2-3, 2.43 ERA) and Orem (8 games, 3-0, 1.86 ERA)...Made two appearances each with Salt Lake, Mobile and Inland Empire...Acquired by the Braves from the Angels in a trade on 11/30.

2016: Made 17 appearances (1 start) with rookie-level Orem, going 2-1 with a 6.44 ERA (26 ER/36.1 IP) and 33 strikeouts...Drafted by the Angels in the 33rd round of the First-Year Player Draft out of UC - Santa Barbara.

Year	Club	W-L	ERA	G	GS	CG	SHO	SV	IP	H	R	ER	HR	HB	BB	SO	WP	BK
2016	Orem	2-1	6.44	17	1	0	0	0	36.1	51	28	26	3	2	17	33	1	2
2017	Orem	3-0	1.86	8	2	0	0	0	19.1	14	5	4	0	0	8	19	1	0
	Burlington	2-3	2.43	11	3	0	0	2	29.2	26	12	8	1	3	11	26	3	2
	Inland Empire	0-1	5.79	2	0	0	0	0	4.2	6	3	3	0	0	4	2	1	0
	Mobile	1-0	7.50	2	1	0	0	0	6.0	4	5	5	2	0	5	6	0	0
	Salt Lake	0-0	11.25	2	0	0	0	0	4.0	7	5	5	1	0	1	4	0	0
Minor Totals		8-5	4.59	42	7	0	0	2	100.0	108	58	51	7	5	46	90	6	4



JON KENNEDY

LEFT-HANDED PITCHER

BATS: LEFT

HEIGHT: 6-9

THROWS: LEFT

WEIGHT: 220

BORN: 9/20/94 IN MELBOURNE, AUSTRALIA

RESIDES: MELBOURNE, AUSTRALIA

OBTAINED: SIGNED BY THE BRAVES AS A NON-DRAFTED FREE AGENT ON AUGUST 5, 2015.

2017: Spent the full season with Single-A Rome, going 5-2 with a 2.87 ERA (25 ER/78.1 IP), 65 strikeouts and five saves...Led all Atlanta farmhands in strikeout-walk ratio for the second consecutive year, fanning 65 batters and walking just six (10.83 SO/BB)...Five saves tied for fourth among Braves prospects.

2016: Played his first season of affiliated baseball and split the year between three levels of the Atlanta system, combining to post a 2.93 ERA (10 ER/30.2 IP) between Rome (A), Danville (R) and Carolina (A+)...Issued just four walks while fanning 29 batters, and his 7.25 strikeout-walk ratio paced all Atlanta farmhands.

Year	Club	W-L	ERA	G	GS	CG	SHO	SV	IP	H	R	ER	HR	HB	BB	SO	WP	BK
2016	Rome	0-0	2.74	14	0	0	0	0	23.0	22	10	7	3	3	3	18	2	0
	Danville	0-0	4.76	4	0	0	0	0	5.2	11	5	3	0	0	1	7	2	0
	Carolina	0-0	0.00	1	0	0	0	0	2.0	2	0	0	0	0	0	4	0	0
2017	Rome	5-2	2.87	39	1	0	0	5	78.1	79	28	25	4	4	6	65	6	1
Minor Totals		5-2	2.89	58	1	0	0	5	109.0	114	43	35	7	7	10	94	10	1



BLADIMIR MATOS

RIGHT-HANDED PITCHER

BATS: RIGHT

HEIGHT: 6-0

THROWS: RIGHT

WEIGHT: 190

BORN: 1/20/94 IN VICENTE NOBLE, DR

RESIDES: VICENTE NOBLE, DR

OBTAINED: SIGNED BY THE BRAVES AS A NON-DRAFTED FREE AGENT ON DECEMBER 2, 2014.

2017: Established career highs in wins (3), games (38), innings (60.0) and strikeouts (68) with Single-A Rome...Fanned 68 batters over 60.0 innings (10.2 SO/9.0 IP), second most among Rome relievers.

2016: Split his second professional campaign between Rome (A) and Danville (R), posting a 2-1 record and a 5.15 ERA (29 ER/50.2 IP) between the two clubs...Tallied a career-best three saves, notching two with Rome and one with Danville...Opened the season with Rome before transferring to Danville on 7/15.

Year	Club	W-L	ERA	G	GS	CG	SHO	SV	IP	H	R	ER	HR	HB	BB	SO	WP	BK
2015	GCL Braves	2-2	4.58	17	0	0	0	1	19.2	20	16	10	1	4	7	20	0	0
2016	Danville	1-0	2.30	10	0	0	0	1	15.2	10	6	4	0	1	16	17	2	0
	Rome	1-1	6.43	27	0	0	0	2	35.0	31	26	25	3	6	20	33	4	1
2017	Rome	3-3	3.90	38	0	0	0	1	60.0	54	33	26	5	5	32	68	4	0
Minor Totals		7-6	4.49	92	0	0	0	5	130.1	115	81	65	9	16	75	138	10	1



SEAN MCLAUGHLIN

RIGHT-HANDED PITCHER

BATS: LEFT

HEIGHT: 6-0

THROWS: RIGHT

WEIGHT: 200

BORN: 5/16/94 IN BOSTON, MASS.

RESIDES: JOHNS CREEK, GA.

OBTAINED: SELECTED BY THE BRAVES IN THE 19TH ROUND OF THE 2015 FIRST-YEAR PLAYER DRAFT.

2017: Appeared in 35 games with High-A Florida, and went 4-4 with a 3.97 ERA (29 ER/65.2 IP) and 58 strikeouts... Logged a 2-1 record and a 2.01 ERA (7 ER/31.1 IP) in 16 games at home, but pitched to a 2-3 mark and a 5.77 ERA (22 ER/34.1 IP) over 19 games on the road...Allowed two or fewer earned runs in 32 of his 35 appearances.

2016: Played his first full season with High-A Carolina and went 4-6 with a 3.08 ERA (21 ER/61.1 IP) and seven saves over 41 appearances...Seven saves were third most on the Mudcats staff and tied for sixth most in the system, while his 41 games were tied for eighth.

2015: Split his first professional season between rookie-level Danville and Single-A Rome, combining to go 0-1 with a 2.93 ERA (13 ER/40.0 IP) and 44 strikeouts...Collected five saves.

Year	Club	W-L	ERA	G	GS	CG	SHO	SV	IP	H	R	ER	HR	HB	BB	SO	WP	BK
2015	Danville	0-1	4.43	11	0	0	0	3	22.1	24	11	11	1	2	8	24	2	0
	Rome	0-0	2.04	9	1	0	0	2	17.2	15	4	2	0	0	5	20	1	1
2016	Carolina	4-6	3.08	41	0	0	0	7	61.1	57	31	21	3	3	23	41	1	0
2017	Florida	4-4	3.97	35	0	0	0	3	65.2	66	30	29	2	2	22	58	5	2
Minor Totals		8-11	3.40	96	1	0	0	15	167.0	162	76	63	6	7	58	143	9	3



CHAD SOBOTKA

RIGHT-HANDED PITCHER

BATS: RIGHT

HEIGHT: 6-7

THROWS: RIGHT

WEIGHT: 230

BORN: 7/10/93 IN SARASOTA, FLA.

RESIDES: SARASOTA, FLA.

OBTAINED: SELECTED BY THE BRAVES IN THE FOURTH ROUND (133RD OVERALL) OF THE 2014 FIRST-YEAR PLAYER DRAFT.

2017: Appeared in a career-most 34 games between Mississippi (AA) and Florida (A+), combining to go 4-5 with a 6.09 ERA (39 ER/57.2 IP) between the two clubs...Set career highs in games, innings (57.2) and strikeouts (52)...Opened the season with the M-Braves before transferring to Florida on 6/23...Did not make a trip to the disabled list for the first time in his career.

2016: Split his third professional campaign between three levels of the Atlanta system, combining to go 2-3 with a 3.03 ERA (13 ER/38.2 IP) and three saves between Rome (A), Carolina (A) and Mississippi (AA)...Made 15 appearances with Rome to open the season before moving to Carolina on 7/2, where he pitched in 13 games prior to a move to Mississippi on 8/30...Slowed by two stints on the 7-day disabled list, first from 4/10-5/10 (right shoulder impingement syndrome) before a second spell from 8/9-18...Did not allow an earned run in three postseason appearances spanning 4.1 innings as Mississippi advanced to the Southern League Championship Series.

2015: Logged his first professional action after missing the 2014 campaign, and combined to go 1-6 with a 6.32 ERA (26 ER/37.0 IP) in 15 games (nine starts) between Rome (A), the GCL Braves and Danville (R)...Made two trips to the disabled list due to right forearm strains, first from 4/22-5/17 and again from 6/16-8/24

2014: Selected by Atlanta with the 133rd pick in the 2014 draft and assigned to the GCL Braves, where he did not appear due to a stress fracture in his back.

Year	Club	W-L	ERA	G	GS	CG	SHO	SV	IP	H	R	ER	HR	HB	BB	SO	WP	BK
2014																		
2015	Rome	1-6	7.31	12	9	0	0	0	32.0	45	32	26	5	4	21	18	6	0
	GCL Braves	0-0	0.00	2	0	0	0	0	3.0	1	0	0	0	0	1	2	0	0
	Danville	0-0	0.00	1	0	0	0	0	2.0	0	0	0	0	1	0	2	0	0
2016	Rome	1-2	4.26	15	0	0	0	0	19.0	23	11	9	1	0	12	19	1	0
	Carolina	1-1	2.04	13	0	0	0	3	17.2	12	4	4	0	1	3	24	0	0
	Mississippi	0-0	0.00	2	0	0	0	0	2.0	0	0	0	0	0	0	2	0	0
2017	Mississippi	3-1	5.52	18	0	0	0	0	31.0	29	19	19	1	2	19	23	7	0
	Florida	1-4	6.75	16	0	0	0	2	26.2	32	21	20	3	4	13	29	7	2
	Minor Totals	7-14	5.27	79	9	0	0	5	133.1	142	87	78	10	12	69	119	21	2



JEREMY WALKER

RIGHT-HANDED PITCHER

BATS: RIGHT

HEIGHT: 6-5

THROWS: RIGHT

WEIGHT: 210

BORN: 6/12/95 IN FORSYTH COUNTY, N.C.

RESIDES: ADVANCE, N.C.

OBTAINED: SELECTED BY THE BRAVES IN THE FIFTH ROUND (139TH OVERALL) OF THE 2016 FIRST-YEAR PLAYER DRAFT.

2017: Played his first full professional season with Single-A Rome and went 7-11 with a 3.97 ERA (61 ER/138.1 IP) and 100 strikeouts over 27 starts...Ranked in the Top 10 among Atlanta farmhands in innings (5th, 138.1) and wins (T5th, 7). Pitched to a 4-4 record and a 1.90 ERA (13 ER/61.2 IP) over his final 11 starts of the season after going 3-7 with a 5.63 ERA over his first 16 turns...Tossed back-to-back 7.0-inning complete games on 8/6 and 8/12, including the first shutout of his career on 8/12 at Greenville.

2016: Made his professional debut with rookie-level Danville after being a fifth-round selection in the First-Year Player Draft and went 3-3 with a 3.18 ERA (14 ER/39.2 IP) and 39 strikeouts over 13 games (five starts)...Compiled a 4.63 strikeout-walk ratio, the sixth-best mark in the Atlanta system...Pitched to a 1-0 record with a 2.60 ERA (5 ER/17.1 IP) over eight relief appearances, compared to a 2-3 mark and a 3.63 ERA (9 ER/22.1 IP) in five starts.

Year	Club	W-L	ERA	G	GS	CG	SHO	SV	IP	H	R	ER	HR	HB	BB	SO	WP	BK
2016	Danville	3-3	3.18	13	5	0	0	0	39.2	40	17	14	2	3	8	37	2	0
2017	Rome	7-11	3.97	27	27	2	1	9	138.1	159	76	61	7	8	30	100	12	3
Minor Totals		10-14	3.79	40	32	2	1	0	178.0	199	93	75	9	11	38	137	14	3

FRONT OFFICE

2018 MANAGER & STAFF

ATLANTA BRAVES

2018 PLAYER BIOS

2017 SEASON REVIEW

FIRE FROGS RECORDS

OPPONENTS

MISCELLANEOUS



DEVAN WATTS

RIGHT-HANDED PITCHER

BATS: RIGHT

HEIGHT: 6-0

THROWS: RIGHT

WEIGHT: 205

BORN: 4/21/95 IN CHARLOTTE, N.C.

RESIDES: MOORESVILLE, N.C.

OBTAINED: SELECTED BY THE BRAVES IN THE 17TH ROUND OF THE 2016 FIRST-YEAR PLAYER DRAFT.

2017: Made 39 appearances between High-A Florida and Double-A Mississippi, combining to go 1-2 with a 2.15 ERA (14 ER/58.2 IP), five saves and 65 strikeouts...Named a Florida State League Mid-Season All-Star after going 1-0 with four saves and a 1.46 ERA in 18 games prior to the break...Opened the season with Florida before transferring to Mississippi on 6/23...Ended the season among Atlanta relief farmhands (min. 30.0 IP) in saves (T4th, 5), ERA (6th, 2.15) and strikeouts (T7th, 65).

2016: Split his first professional campaign between rookie-level Danville and Single-A Rome, combining to go 3-1 with a 0.76 ERA (2 ER/23.2 IP) and 26 strikeouts over 20 appearances...Tallied nine saves between the two stops, fifth most among Atlanta farmhands...Made three scoreless postseason appearances totalling 3.1 innings as Rome won the South Atlantic League Championship.

Year	Club	W-L	ERA	G	GS	CG	SHO	SV	IP	H	R	ER	HR	HB	BB	SO	WP	BK
2016	Danville	0-0	4	0	0	0	0	1	4.0	0	0	0	0	0	0	3	0	0
	Rome	3-1	0.92	16	0	0	0	8	19.2	11	2	2	0	1	6	23	0	0
2017	Florida	1-0	2.03	19	0	0	0	4	26.2	22	6	6	1	2	7	34	1	0
	Mississippi	0-2	2.25	20	0	0	0	1	32.0	27	12	8	1	3	13	31	2	1
Minor Totals		4-3	1.75	59	0	0	0	14	82.1	60	20	16	2	6	26	91	3	1



JOEY WENTZ

LEFT-HANDED PITCHER

BATS: LEFT

HEIGHT: 6-5

THROWS: LEFT

WEIGHT: 220

BORN: 10/6/97 IN LAWRENCE, KAN.

RESIDES: LEAWOOD, KAN.

OBTAINED: SELECTED BY THE BRAVES IN COMPETITIVE BALANCE ROUND A (40TH OVER-ALL) IN THE 2016 FIRST-YEAR PLAYER DRAFT.

2017: Spent the full season with Single-A Rome and went 8-3 with a 2.60 ERA (38 ER/131.2 IP) and 152 strikeouts... Ranked in the Top 10 among Braves farmhands (min. 75.0 IP) in starter's ERA (T2nd, 2.60), wins (T3rd, 8), strikeouts (3rd, 152), strikeouts per 9.0 innings (3rd, 10.4), innings pitched (7th, 131.1) and hits per 9.0 innings (T8th, 6.8)...Named by the South Atlantic League as a Post-Season All-Star and as the league's Most Outstanding Pitcher...Ranked second in the SAL in strikeouts and fourth in ERA...Ended the season on a seven-game winning streak, going 7-0 with a 2.35 ERA over his final 17 starts...Entered the season tabbed by MLB.com as Atlanta's No. 8 prospect, and by Baseball America as the Braves' No. 15 farmhand.

2016: Selected by the Braves with the 40th overall selection in the 2016 First-Year Player Draft and split his first professional season between the GCL Braves and rookie-level Danville, going 1-4 with a 3.68 ERA (18 ER/44.0 IP) over 12 starts...Opened his career with four scoreless outings for the GCL Braves before advancing to Danville on 7/20.... Baseball America tabbed him as the 10th-best prospect in the Appalachian League at the season's end...Entered the 2016 draft ranked as Baseball America's 26th-best prospect and the 16th-best player in the draft class according to MLB.com...Led Shawnee Mission East High to the 2016 Kansas Class 6A state championship and was named the Sunflower League Player of the Year after going a perfect 9-0 while not allowing an earned run in 51.1 innings pitched... Struck out 104 batters over 51.1 high-school innings and allowed just seven hits with 12 walks.

Year	Club	W-L	ERA	G	GS	CG	SHO	SV	IP	H	R	ER	HR	HB	BB	SO	WP	BK
2016	GCL Braves	0-0	0.00	4	4	0	0	0	12.0	3	0	0	0	1	5	18	0	1
	Danville	1-4	5.06	8	8	0	0	0	32.0	31	18	18	0	3	20	35	6	1
2017	Rome	8-3	2.60	26	26	0	0	0	131.2	99	44	38	4	1	46	152	18	1
Minor Totals		9-7	2.87	38	38	0	0	0	175.2	133	62	56	4	5	71	205	24	3



BRYSE WILSON

RIGHT-HANDED PITCHER

BATS: RIGHT

HEIGHT: 6-2

THROWS: RIGHT

WEIGHT: 225

BORN: 12/20/97 IN DURHAM, N.C.

RESIDES: HILLSBOROUGH, N.C.

OBTAINED: SELECTED BY THE BRAVES IN THE FOURTH ROUND (109TH OVERALL) OF THE 2016 FIRST-YEAR PLAYER DRAFT.

2017: Named by the organization as Rome's Pitcher of the Year after going 10-7 with a 2.50 ERA (38 ER/137.0 IP), one shutout and 139 strikeouts over 26 starts...Paced all Atlanta starting pitcher farmhands in starter's ERA (min. 75.0 IP), and ranked in the Top 10 in wins (2nd, 10), strikeouts (5th, 139) and innings (6th, 137.0), while ranking fifth in strikeout-to-walk ratio (3.76) and tied for ninth in hits per 9.0 innings (6.9) among prospects with at least 30.0 innings...Earned South Atlantic League Mid-Season and Post-Season All-Star honors...Was named SAL Pitcher of the Week for 7/3-9 after tossing a five-hit, 9.0-inning shutout on 7/8 vs. West Virginia, fanning seven without a walk...Allowed opponents to bat .211 (105-for-497) on the season, including just a .176 (19-for-108) mark with runners in scoring position...Entered the season tabbed by Baseball America as Atlanta's No. 25 prospect.

2016: Made nine appearances (six starts) after being selected in the fourth round of the First-Year Player Draft and went 1-1 with a 0.67 ERA (2 ER/26.2 IP) for the GCL Braves...Allowed just 16 hits over 26.2 innings and held opponents to a .172 (16-for-93) average, including a .138 (8-for-58) mark by right-handed batters...Did not allow an earned run over 18.0 innings in his six starts, while pitching to a 2.08 ERA (2 ER/8.2 IP) over three relief appearances.

Year	Club	W-L	ERA	G	GS	CG	SHO	SV	IP	H	R	ER	HR	HB	BB	SO	WP	BK
2016	GCL Braves	1-1	0.67	9	6	0	0	0	26.2	16	4	2	0	0	8	29	0	0
2017	Rome	10-7	2.50	26	26	1	1	0	137.0	105	45	38	8	6	37	139	6	0
Minor Totals		11-8	2.20	35	32	1	1	0	163.2	121	49	40	8	6	45	168	6	0

2018 HITTING BIOS





BRETT CUMBERLAND

CATCHER

BATS: SWITCH

HEIGHT: 5-11

THROWS: RIGHT

WEIGHT: 205

BORN: 6/25/95 IN TURLOCK, CALIF.

RESIDES: TURLOCK, CALIF.

OBTAINED: SELECTED BY THE BRAVES IN COMPETITIVE BALANCE ROUND B (76TH OVER-ALL) IN THE 2016 FIRST-YEAR PLAYER DRAFT.

2017: Split the season between Single-A Rome and High-A Florida, combining to bat .266 (95-for-357) with a .409 on-base percentage...Led all minor league players with 41 hit-by-pitches, and his .409 OBP paced Atlanta farmhands... Became the first Braves prospect with an on-base percentage over .400 (min. 350 at-bats) since Kyle Kubitzka reached base at a .405 clip in 2014...Also ranked in the Top 10 among Atlanta prospects in OPS (3rd, .855), RBI (4th, 69), walks (T4th, 49), slugging percentage (9th, .445) and home runs (T9th, 11)...Was named a South Atlantic League Mid-Season All-Star, and SAL Player of the Week for 5/22-28 (.429/.500/.964 in seven games)...Entered the season tabbed by Baseball America as Atlanta's No. 23 prospect.

2016: Played his first professional season with rookie-level Danville after being selected by Atlanta with the 76th overall pick in the 2016 First-Year Player Draft...Paced all Danville hitters with 30 RBI in 45 games...Baseball America named him the Appalachian League's No. 20 prospect at the conclusion of his rookie campaign...Entered the draft tabbed by Baseball America as the 69th-best prospect after earning Pacific 12 Conference Player of the Year honors and a USA Baseball Golden Spikes semifinalist nomination at the University of California.

Year	Club	AVG	G	AB	R	H	2B	3B	HR	RBI	SH	SF	HP	BB	SO	SB	CS	E
2016	Danville	.216	45	162	11	35	11	0	3	30	0	2	11	14	49	0	4	2
2017	Rome	.263	55	175	34	46	15	1	10	48	0	5	25	31	61	1	0	1
	Florida	.269	56	182	14	49	12	1	1	21	0	0	16	18	62	0	2	5
Minor Totals		.250	156	519	59	130	38	2	14	99	0	7	52	63	172	1	6	8



BRAXTON DAVIDSON

OUTFIELDER

BATS: LEFT

HEIGHT: 6-2

THROWS: LEFT

WEIGHT: 220

BORN: 6/18/96 IN ASHEVILLE, N.C.

RESIDES: ARDEN, N.C.

OBTAINED: SELECTED BY THE BRAVES IN THE FIRST ROUND (32ND OVERALL) OF THE 2014 FIRST-YEAR PLAYER DRAFT.

2017: Spent his second consecutive campaign with Atlanta's High-A affiliate, batting .213/.339/.312 in 111 games with Florida...Named a Florida State League Mid-Season All-Star, the first all-star honor of his professional career...Paced all Atlanta farmhands and ranked second in the FSL with 66 walks, and his 221 free passes over the last three seasons are tied for seventh-most in the minors...Entered the 2017 season ranked by Baseball America as Atlanta's No. 21 prospect.

2016: Played the full season with High-A Carolina, batting .224 (96-for-428) and establishing new career bests in games (128), runs (53), doubles (24), triples (2) and RBI (63) while tying his career high with 10 home runs...Ended the year in the Top 10 among Atlanta farmhands in walks (1st, 71), RBI (3rd, 63) and homers (T7th, 10)...Seventy-one walks were second most in the Carolina League...Entered 2016 tabbed by Baseball America as Atlanta's No. 12 prospect, and as having the "Best Strike Zone Discipline" in the Braves system.

2015: Played the 2015 season, his second as a professional, with Single-A Rome, where he led the R-Braves in doubles (23) and home runs (10), while pacing all Atlanta farmhands and the South Atlantic League with 84 walks...Led the Atlanta system (min. 75 games) with a .381 OBP...Batted .307 (46-for-150) with a .426 OBP over a 43-game stretch from 5/16-7/3...Baseball America named him as the eighth-best prospect in the South Atlantic League following the season...Entered 2015 labeled as Atlanta's 11th-best prospect as rated by Baseball America.

2014: Split time in his first professional season between the GCL Braves and Danville (R), combining to hit .224 (33-for-147) with 24 runs and 11 RBI over 50 games...Exited the year as the 12th-best prospect in the GCL as ranked by Baseball America.

Year	Club	AVG	G	AB	R	H	2B	3B	HR	RBI	SH	SF	HP	BB	SO	SB	CS	E
2014	GCL Braves	.243	37	111	23	27	7	1	0	8	0	0	7	22	32	0	0	3
	Danville	.167	13	36	1	6	2	0	0	3	0	0	1	9	10	0	0	2
2015	Rome	.242	124	401	51	97	23	0	10	45	0	2	7	84	135	1	6	6
2016	Carolina	.224	128	428	53	96	24	2	10	63	2	5	10	71	184	4	4	11
2017	Florida	.213	111	362	41	77	13	1	7	36	0	2	4	66	155	2	4	1
	Minor Totals	.226	413	1338	169	303	69	4	27	155	2	9	29	252	516	7	14	23



RAY-PATRICK DIDDY

INFIELDER

BATS: RIGHT

HEIGHT: 6-0

THROWS: RIGHT

WEIGHT: 180

BORN: 10/1/94 IN ORANJESTAD, ARUBA

RESIDES: CURA CABA, ARUBA

OBTAINED: SIGNED AS A NON-DRAFTED FREE AGENT, APRIL 21, 2013.

2017: Played the full season with High-A Florida and batted .230 (96-for-418) with a career-best 17 doubles and 44 RBI...Swiped 25 bases on the season, tied for third most in the Atlanta farm system, while his 44 walks ranked eighth...Was hit by 21 pitches on the season, tied for 10th most in the minor leagues...He's been hit 60 times since the start of the 2016 season, second most in the minors...Entered the season named by Baseball America as Atlanta's No. 27 prospect.

2016: Spent his fourth professional campaign with Single-A Rome, where he established new career bests in games (132), hits (131), runs (95), triples (9), home runs (6) and stolen bases (37)...Finished the season in the Top 10 among Braves farmhands in on-base percentage (1st, .387), stolen bases (T1st, 37), hits (5th, 131), walks (T7th, 50) and OPS (10th, .767)...Led the Atlanta system and the South Atlantic League with 95 runs scored...Also led the minors with 39 hit by pitches.

2015: Played his first season with rookie-level Danville, where he paced the club in games (61), at-bats (223), runs (31), triples (7), steals (10) and walks (20), while ranking second in hits (55)...Seven triples were fifth-most among all Braves farmhands, and the most among Atlanta prospects with fewer than 250 at-bats.

2014: Tapped by the organization as the GCL's Player of the Year after leading the team in hits (43) and triples (5), while establishing then-career highs in at-bats (157), hits, doubles (6), triples and RBI (16).

Year	Club	AVG	G	AB	R	H	2B	3B	HR	RBI	SH	SF	HP	BB	SO	SB	CS	E
2013	DSL Braves	.259	48	135	34	35	2	1	0	12	6	1	7	31	34	8	3	15
2014	GCL Braves	.274	45	157	22	43	6	5	0	16	6	1	5	15	33	4	4	13
2015	Danville	.247	61	223	31	55	5	7	0	16	2	0	14	20	51	10	7	3
2016	Rome	.274	132	478	95	131	15	9	6	35	2	2	39	50	100	37	12	6
2017	Florida	.230	118	418	51	96	17	5	5	44	8	4	21	44	123	25	13	9
Minor Totals		.255	404	1411	233	360	45	27	11	123	24	8	86	160	341	84	39	46



JUSTIN ELLISON

OUTFIELDER

BATS: LEFT

HEIGHT: 6-2

THROWS: LEFT

WEIGHT: 185

BORN: 2/6/95 IN COLUMBUS, GA.

RESIDES: ALTUS, OKLA.

OBTAINED: SELECTED BY THE BRAVES IN THE 12TH ROUND OF THE 2015 FIRST-YEAR PLAYER DRAFT.

2017: Split the season between Single-A Rome and High-A Florida, combining to bat .232/.275/.395 in 75 games between the two clubs...Slugged a career-most seven home runs...Opened the season with Rome before a transfer to Florida on 7/13...Batted just .169 in 65 at-bats against left-handed pitching, while hitting .251 in 211 at-bats against righties.

2016: Played his first full professional season with Single-A Rome, where he batted .247 (107-for-433) with 49 runs, 37 extra-base hits and 54 RBI...Swiped 18 bases on the season, tied for fifth most among all Atlanta farmhands.

2015: Split his first professional season between the GCL Braves and rookie-level Danville, combining to bat .247 (44-for-178) with 22 runs, 18 extra-base hits and 28 RBI in 50 games...Tabbed by Baseball America as the "Fastest Runner" in Atlanta's 2015 draft class.

Year	Club	AVG	G	AB	R	H	2B	3B	HR	RBI	SH	SF	HP	BB	SO	SB	CS	E
2015	GCL Braves	.255	27	98	11	25	5	1	2	17	0	1	0	9	22	5	0	1
	Danville	.238	23	80	11	19	6	1	3	11	0	1	0	9	15	1	0	0
2016	Rome	.247	121	433	49	107	25	8	4	54	2	4	0	37	88	18	8	9
2017	Rome	.254	45	169	27	43	9	4	5	21	1	1	0	12	52	6	4	1
	Florida	.196	30	107	8	21	3	2	2	7	1	1	1	4	33	1	1	1
Minor Totals		.242	246	887	106	215	48	16	16	110	4	8	1	71	210	31	13	12



LUCAS HERBERT

CATCHER

BATS: RIGHT

HEIGHT: 6-0

THROWS: RIGHT

WEIGHT: 195

BORN: 11/28/96 IN DANBURY, CONN.

RESIDES: KISSIMMEE, FLA.

OBTAINED: SELECTED BY THE BRAVES IN THE SECOND ROUND (54TH OVERALL) OF THE 2015 FIRST-YEAR PLAYER DRAFT.

2017: Played his second consecutive season with Single-A Rome, and set new career bests in runs (40), hits (91), home runs (8) and RBI (50)...His 50 RBI paced Rome and ranked ninth among Atlanta farmhands...Threw out 31% (36-of-116) of would-be basestealers from behind the plate...Batted .261 with runners on base and .270 with runners in scoring position, but all eight of his home runs were solo shots...Entered the season ranked as Atlanta's No. 23 prospect by MLB.com, and the No. 30 prospect by Baseball America.

2016: Spent his first full season with Single-A Rome and tallied 557.2 innings behind the plate for the R-Braves and caught 35-of-104 would-be basestealers (34%)...Entered 2016 named by Baseball America as Atlanta's No. 20 prospect, and as the "Best Defensive Catcher" in the farm system...Baseball America also named him the "Best Defensive Player" in Atlanta's 2015 draft class.

2015: Opened his career with the GCL Braves after being selected with the 54th overall pick in the draft...Appeared in three games before missing the remainder of the season with a knee injury...High school battery mates with Atlanta's first selection in the 2015 draft, LHP Kolby Allard...Tabbed by Baseball America as the 52nd-best prospect entering the 2015 draft, and the third-rated catcher available.

Year	Club	AVG	G	AB	R	H	2B	3B	HR	RBI	SH	SF	HP	BB	SO	SB	CS	E
2015	GCL Braves	.500	3	4	1	2	0	0	1	1	0	0	1	0	1	0	0	0
2016	Rome	.185	96	335	29	62	11	1	6	30	4	5	5	18	96	2	4	7
2017	Rome	.243	101	375	40	91	21	1	8	50	2	1	10	26	74	3	0	9
Minor Totals		.217	200	714	70	155	32	2	15	81	6	6	16	44	171	5	4	16



JARED JAMES

OUTFIELDER

BATS: LEFT

HEIGHT: 6-1

THROWS: RIGHT

WEIGHT: 190

BORN: 2/22/94 IN SACRAMENTO, CALIF.

RESIDES: SACRAMENTO, CALIF.

OBTAINED: SELECTED BY THE BRAVES IN THE 34TH ROUND OF THE 2016 FIRST-YEAR PLAYER DRAFT.

2017: Played his first full professional season with Double-A Mississippi, batting .279/.352/.415 with 39 runs and 34 RBI over 113 games...Reached base at a .352 clip, the sixth-best OBP among Atlanta farmhands (tied)...Rebounded to bat .321/.388/.464 in 50 games (168 at-bats) after the All-Star break, after hitting .238/.318/.366 over 172 at-bats in 63 games to open the season.

2016: Split his first professional campaign between rookie-level Danville and Single-A Rome, combining to bat .300 (62-for-207).

Year	Club	AVG	G	AB	R	H	2B	3B	HR	RBI	SH	SF	HP	BB	SO	SB	CS	E
2016	Danville	.298	33	121	15	36	5	0	1	17	1	2	4	13	19	6	3	0
	Rome	.302	27	86	14	26	4	2	3	16	1	2	4	8	11	5	1	1
2017	Mississippi	.279	113	340	39	95	19	6	5	34	0	3	7	33	61	1	2	1
Minor Totals		.287	173	547	68	157	28	8	0	67	2	7	15	54	91	12	6	2



MARCUS MOONEY

INFIELDER

BATS: RIGHT

HEIGHT: 5-9

THROWS: RIGHT

WEIGHT: 170

BORN: 1/20/94 IN LOXAHATCHEE, FLA.

RESIDES: LOXAHATCHEE, FLA.

OBTAINED: SELECTED BY THE BRAVES IN THE 10TH ROUND (289TH OVERALL) OF THE 2016 FIRST-YEAR PLAYER DRAFT.

2017: Played the full season with Single-A Rome, batting .238/.310/.274 over 111 games...Was hit by a pitch 25 times, second most among all Atlanta farmhands and sixth most in the minor leagues.

2016: Played his first professional campaign with rookie-level Danville after being selected by the Braves in the 10th round of the First-Year Player Draft, and batted .264 (63-for-239) with 44 runs, 14 extra-base hits and 16 RBI in 62 games...Hit by a pitch 21 times, second most among all Atlanta farmhands despite playing just 62 games, while his .356 on-base percentage was tied for the ninth-best mark in the system.

Year	Club	AVG	G	AB	R	H	2B	3B	HR	RBI	SH	SF	HP	BB	SO	SB	CS	E
2016	Danville	.264	62	239	44	63	13	1	0	16	3	1	21	14	25	6	4	10
2017	Rome	.238	111	416	53	99	13	1	0	32	7	5	25	21	54	10	6	9
Minor Totals		.247	173	655	97	162	26	2	0	48	10	6	46	35	79	16	10	19



OMAR OBREGON

INFILDER

BATS: SWITCH

HEIGHT: 5-10

THROWS: RIGHT

WEIGHT: 170

BORN: 4/18/94 IN LA TRINIDAD, ESTELI, NICARAGUA

RESIDES: LA TRINIDAD, ESTELI, NICARAGUA

OBTAINED: SIGNED BY THE BRAVES AS A NON-DRAFTED FREE AGENT ON JULY 2, 2011.

2017: Split the season between High-A Florida and Double-A Mississippi, batting .268/.329/.348 in just 41 combined games between the two stops...Opened the season with Florida before transferring to Mississippi on 6/19...Placed on the 7-day disabled list on 7/4 (right hand surgery) and missed the remainder of the season.

2016: Played the entirety of his fifth professional season with High-A Carolina, batting .247 (77-for-312) with 41 runs, 27 RBI and a career-high 12 doubles in 87 games...Placed on the 7-day disabled list on 5/1 (left ribcage fracture) and missed 34 games before being reinstated on 6/9...Batted .280 (60-for-214) against right-handed pitching, but hit just .173 (17-for-98) versus lefties.

2015: Established new career highs in games (119), runs (52), hits (121), doubles (11), RBI (51) and stolen bases (31) in his first season with Single-A Rome...Ended the season in the Top 10 among all Braves farmhands in steals (3rd, 31), hits (7th, 121) and RBI (9th, 51), while pacing Rome batters with 441 at-bats and sitting second in hits and RBI...Batted .291 (66-for-227) in 60 games after the All-Star break after opening the season hitting .257 (55-for-214) in 59 games.

Year	Club	AVG	G	AB	R	H	2B	3B	HR	RBI	SH	SF	HP	BB	SO	SB	CS	E
2012	DSL Braves	.269	48	93	21	25	2	0	0	5	6	0	3	21	19	7	6	9
2013	GCL Braves	.227	33	110	11	25	0	1	0	11	4	0	3	13	13	5	1	5
2014	Danville	.297	58	182	29	54	5	2	0	20	6	2	3	24	25	5	5	3
2015	Rome	.274	119	441	52	121	11	4	0	51	11	6	6	38	58	31	19	18
2016	Carolina	.247	87	312	41	77	12	4	0	27	13	3	0	24	53	12	4	12
2017	Florida	.257	33	113	10	29	5	2	0	8	3	1	0	10	19	1	4	5
	Mississippi	.320	8	25	3	8	2	0	0	0	0	0	0	3	8	0	0	2
Minor Totals		.266	386	1276	167	339	37	13	0	122	43	12	15	133	195	61	39	54



CRISTIAN PACHE

OUTFIELDER

BATS: RIGHT

HEIGHT: 6-2

THROWS: RIGHT

WEIGHT: 215

BORN: 11/19/98 IN SANTO DOMINGO CENTRO, DR

RESIDES: SANTO DOMINGO CENTRO, DR

OBTAINED: SIGNED AS A NON-DRAFTED FREE AGENT, JULY 3, 2015.

2017: Played the full season with Single-A Rome and batted .281/.335/.343 over 119 games...Paced Rome in games (119), at-bats (469), runs, hits, triples and stolen bases to earn Rome's Player of the Year distinction from the organization...Ended the season in the Top 10 among Braves farmhands (minimum 200 at-bats) in triples (T1st, 8), stolen bases (2nd, 32), hits (3rd, 132), runs (7th, 60) and batting average (10th, .281)...Named a South Atlantic League Mid-Season All-Star after batting .300 (74-for-247) with a .354 on-base percentage over 62 games in the season's first "half..."Entered the season ranked by Baseball America as Atlanta's No. 13 prospect.

2016: Appeared in 57 games between the GCL Braves and rookie-level Danville in his first professional season, batting .309 (68-for-220) with 28 runs, 11 extra-base hits and 21 RBI between the two clubs...His .309 average paced all Braves farmhands (min. 200 at-bats)...Played 27 games with the GCL Braves before advancing to Danville on 7/31...Exited the season named by Baseball America as the 10th-best prospect in the Gulf Coast League, and the ninth-best farmhand in the Appalachian League.

Year	Club	AVG	G	AB	R	H	2B	3B	HR	RBI	SH	SF	HP	BB	SO	SB	CS	E
2016	GCL Braves	.283	27	106	16	30	2	4	0	11	0	1	1	6	11	7	3	2
	Danville	.333	30	114	12	38	2	3	0	10	1	0	0	7	13	4	2	4
2017	Rome	.281	119	469	60	132	13	8	0	42	4	2	0	39	104	32	14	6
Minor Totals		.290	176	689	88	200	17	15	0	63	5	3	1	52	128	43	19	12



JORDAN RODGERS

INFIELDER

BATS: RIGHT

HEIGHT: 6-1

THROWS: RIGHT

WEIGHT: 185

BORN: 5/9/95 IN BARTLETT, TENN.

RESIDES: ARLINGTON, TENN.

OBTAINED: SELECTED BY THE BRAVES IN THE SIXTH ROUND (170TH OVERALL) OF THE 2017 FIRST-YEAR PLAYER DRAFT.

2017: Batted .257/.306/.365 in 63 games with Single-A Rome after being selected by Atlanta in the sixth round of the draft...Named South Atlantic League Player of the Week for 7/24-30 after batting .462/.481/.692 in six games...Batted .311 in 61 at-bats against left-handed pitching, but hit just .237 in 169 at-bats against righties...Prior to being drafted, was named a First-Team All-SEC selection at Tennessee after leading the Volunteers in average (.322), runs (39), home runs (9) and RBI (35).

Year	Club	AVG	G	AB	R	H	2B	3B	HR	RBI	SH	SF	HP	BB	SO	SB	CS	E
2017	Rome	.257	63	230	21	59	17	1	2	27	1	1	6	11	49	3	4	7
Minor Totals		.257	63	230	21	59	17	1	2	27	1	1	6	11	49	3	4	7

FRONT OFFICE

2018 MANAGER & STAFF

ATLANTA BRAVES

2018 PLAYER BIOS

2017 SEASON REVIEW

FIRE FROGS RECORDS

OPPONENTS

MISCELLANEOUS



ALEJANDRO SALAZAR

INFIELDER

BATS: RIGHT

HEIGHT: 6-0

THROWS: RIGHT

WEIGHT: 170

BORN: 10/5/96 IN CABIMAS, VENEZUELA

RESIDES: MARACAIBO, VENEZUELA

OBTAINED: SIGNED BY THE BRAVES AS A NON-DRAFTED FREE AGENT ON JULY 2, 2013.

2017: Played the full season with High-A Florida and set career highs in games (108), hits (95), doubles (16) and RBI (29, tied) while batting .247 (95-for-385)...Was one of four players to appear in 100 games with Florida, and his 95 hits ranked fourth on the club while 16 doubles ranked sixth.

2016: Split his third professional campaign between Single-A Rome and the GCL Braves, combining to bat .278 (88-for-317) in 89 games between the two clubs...Slowed by a pair of trips to the disabled list, first from 7/17-30 (left hamstring strain), before a second trip from 7/31-8/27 (left hamstring strain)...Made a two-game rehab stint with the GCL Braves from 8/23-27.

2015: Played his first season with the GCL Braves and paced the club in runs (36), hits (55), triples (tied, 2) and RBI (28), while his .284 average was second-best on the club (min. 100 at-bats).

2014: Named the DSL Braves Player of the Year.

Year	Club	AVG	G	AB	R	H	2B	3B	HR	RBI	SH	SF	HP	BB	SO	SB	CS	E
2014	DSL Braves	.303	66	241	35	73	3	4	1	28	3	3	2	19	41	6	3	19
2015	GCL Braves	.284	51	194	36	55	5	2	2	25	3	1	1	20	32	8	3	15
2016	Rome	.279	87	312	32	87	8	1	0	29	8	3	1	12	62	6	7	14
	GCL Braves	.200	2	5	2	1	0	0	0	0	0	0	0	2	1	0	0	0
2017	Florida	.247	108	385	30	95	16	2	1	29	8	1	1	9	75	5	6	17
Minor Totals		.274	314	1137	135	311	32	9	4	111	22	8	5	62	211	25	19	65



ANFERNEE SEYMOUR

OUTFIELDER

BATS: SWITCH

HEIGHT: 5-11

THROWS: RIGHT

WEIGHT: 165

BORN: 6/24/95 IN NASSAU, BAHAMAS

RESIDES: NASSAU, BAHAMAS

OBTAINED: ACQUIRED BY THE BRAVES ALONG WITH LHP MICHAEL MADER FROM THE MIAMI MARLINS IN EXCHANGE FOR LHP HUNTER CERVENKA ON AUGUST 6, 2016.

2017: Played his first full season with Atlanta and split the campaign between Single-A Rome and High-A Florida, batting .282 (117-for-415) with career-high marks in doubles (18) and triples (5) between the clubs...Ranked in the Top 10 among Atlanta farmhands (min. 200 at-bats) in steals (T3rd, 25), hits (T5th, 117), average (9th, .282) and on-base percentage (T10th, .342)...Opened the season with Rome before transferring to Florida on 5/9.

2016: Split the season between affiliates of two different organizations, combining to bat .257 (126-for-491) with 43 steals between Single-A Greensboro of the Marlins system and Single-A Rome of the Braves...Played 104 games with Greensboro before being acquired by Atlanta in a trade on 8/6...His 43 steals tied for most in the South Atlantic League (in which both Greensboro and Rome compete) and would have paced Atlanta farmhands, but only six of his swipes occurred with Rome, while his 72 runs were sixth most in the SAL.

2015: Batted .266 (65-for-238) with Short-Season A Batavia, logging 14 extra-base hits and leading the team in runs (39) and stolen bases (29)...Batted .356 (21-for-59) with two doubles and two triples against left-handed pitching.

Year	Club	AVG	G	AB	R	H	2B	3B	HR	RBI	SH	SF	HP	BB	SO	SB	CS	E
2014	GCL Marlins	.245	26	98	24	24	0	1	0	3	1	0	1	12	27	11	2	6
2015	Batavia	.273	64	238	39	65	10	4	0	14	3	1	4	20	52	29	6	29
2016	Greensboro	.255	104	412	61	105	13	3	1	26	15	1	2	22	96	37	13	33
	Rome	.266	28	108	17	31	5	1	0	6	4	1	3	7	22	8	3	0
2017	Rome	.287	28	108	17	31	5	1	0	6	4	1	3	7	22	8	3	0
	Florida	.280	82	307	45	86	13	4	1	18	6	5	3	28	89	17	17	9
Minor Totals		.267	325	1242	197	332	42	13	2	72	30	9	13	92	308	108	41	86

2017 IN REVIEW



FLORIDA STATE LEAGUE OVERALL STANDINGS

NORTH	REC	GB	HOME	AWAY	DIV
*Tampa Yankees (YYY)	85-50	--	46-23	39-27	39-28
@Dunedin Blue Jays (TOR)	72-66	-14.5	42-27	30-39	39-31
Clearwater Threshers (PHI)	67-71	-19.5	38-34	29-37	38-33
Lakeland Flying Tigers (DET)	62-66	-19.5	34-33	28-33	38-26
Daytona Tortugas (CIN)	53-80	-31.0	30-38	23-42	25-43
FLORIDA FIRE FROGS (ATL)	48-81	-34.0	25-34	23-47	22-40

SOUTH	REC	GB	HOME	AWAY	DIV
#Fort Myers Miracle (MIN)	75-60	--	46-20	29-40	37-30
*Palm Beach Cardinals (StL)	74-60	-0.5	33-33	41-27	40-32
Bradenton Marauders (PIT)	70-62	-3.5	35-28	35-34	37-27
Charlotte Stone Crabs (TB)	69-66	-6.0	33-35	36-31	35-37
Jupiter Hammerheads (MIA)	67-68	-8.0	34-36	33-32	32-34
St. Lucie Mets (NYM)	63-76	-13.5	32-36	31-39	24-45

FLORIDA STATE LEAGUE FIRST-HALF STANDINGS

NORTH	REC	GB	HOME	AWAY	DIV
*Tampa Yankees (YYY)	39-31	--	20-15	19-16	16-20
Clearwater Threshers (PHI)	38-32	-1.0	21-15	17-17	22-12
Daytona Tortugas (CIN)	33-32	-3.5	19-16	14-16	12-11
Dunedin Blue Jays (TOR)	34-35	-4.5	17-18	17-17	12-14
Lakeland Flying Tigers (DET)	30-36	-7.0	16-18	14-18	16-13
FLORIDA FIRE FROGS (ATL)	25-41	-12.0	11-20	14-21	15-23

SOUTH	REC	GB	HOME	AWAY	DIV
*Palm Beach Cardinals (StL)	40-27	--	17-15	23-12	17-11
Bradenton Marauders (PIT)	37-30	-3.0	16-16	21-14	26-14
Fort Myers Miracle (MIN)	33-35	-7.5	22-13	11-22	16-19
Jupiter Hammerheads (MIA)	33-35	-7.5	15-20	18-15	17-14
St. Lucie Mets (NYM)	33-35	-7.5	16-17	17-18	8-16
Charlotte Stone Crabs (TB)	31-37	-9.5	13-20	18-17	9-19

FLORIDA STATE LEAGUE SECOND-HALF STANDINGS

NORTH	REC	GB	HOME	AWAY	DIV
*Tampa Yankees (YYY)	46-19	--	26-8	20-11	23-8
@Dunedin Blue Jays (TOR)	38-31	-10.0	25-9	13-22	27-17
Lakeland Flying Tigers (DET)	32-30	-12.5	18-15	14-15	22-13
Clearwater Threshers (PHI)	29-39	-18.5	17-19	12-20	16-21
FLORIDA FIRE FROGS (ATL)	23-40	-22.0	14-14	9-26	7-17
Daytona Tortugas (CIN)	20-48	-27.5	11-22	9-26	13-32

SOUTH	REC	GB	HOME	AWAY	DIV
#Fort Myers Miracle (MIN)	42-25	--	24-7	18-18	21-11
Charlotte Stone Crabs (TB)	38-29	-4.0	20-15	18-14	26-18
Bradenton Marauders (PIT)	33-32	-8.0	19-12	14-20	11-13
*Palm Beach Cardinals (StL)	34-33	-8.0	19-16	15-17	15-20
Jupiter Hammerheads (MIA)	34-33	-8.0	16-18	18-15	23-21
St. Lucie Mets (NYM)	30-40	-13.5	16-19	14-21	16-29

* first-half division winner

@ clinched playoff

clinched division

2017 vs. FLORIDA STATE LEAGUE

North	Home	Road	Total	South	Home	Road	Total
Clearwater Threshers (PHI)	3-4 (7)	3-4 (7)	6-8 (14)	Bradenton Marauders (PIT)	3-1 (4)	1-3 (4)	4-4 (8)
Daytona Tortugas (CIN)	5-2 (7)	2-5 (7)	7-7 (14)	Charlotte Stone Crabs (TB)	1-2 (3)	2-2 (4)	3-4 (7)
Dunedin Blue Jays (TOR)	4-2 (6)	1-6 (7)	4-8 (12)	Fort Myers Miracle (MIN)	2-2 (4)	1-3 (4)	3-5 (8)
Lakeland Flying Tigers (DET)	2-2 (4)	2-3 (5)	4-7 (11)	Jupiter Hammerheads (MIA)	2-5 (7)	5-5 (10)	7-10 (17)
Tampa Yankees (YYY)	0-6 (6)	0-6 (6)	0-12 (12)	Palm Beach Cardinals (StL)	2-4 (6)	4-3 (7)	6-7 (13)
TOTALS	14-16 (30)	8-24 (32)	22-40 (42)	St. Lucie Mets (NYM)	2-5 (7)	1-6 (7)	3-11 (14)
				TOTALS	12-19 (31)	14-22 (36)	26-41 (67)

FRONT OFFICE

2018 MANAGER & STAFF

ATLANTA BRAVES

2018 PLAYER BIOS

2017 SEASON REVIEW

FIRE FROGS RECORDS

OPPONENTS

MISCELLANEOUS

2017 FIRST HALF DAY BY DAY

DATE	DIN	OPPONENT	RESULT	REC	HOME	ROAD	POS	GA/GB	WINNING PITCHER	LOSING PITCHER	SAVE	ATT	HOME ATT	GAME TIME
4/6	N	DBT	L, 3-1	0-1	0-1	0-0	T4	-1.0	Sandy Lugo (1-0)	Andres Santiago (0-1)	Geoff Broussard (1)	3,283	3,283	2:55
4/7	N	DBT	W, 5-4	1-1	1-1	0-0	T2	-1.0	Josh Graham (1-0)	Jose Lopez (0-1)	Devan Watts (1)	1,900	5,183	3:00
4/8	N	DBT	W, 4-1	2-1	2-1	0-0	T2	-1.0	Drew Harrington (1-0)	Vladimir Gutierrez (0-1)	Sean McLaughlin (1)	1,632	6,815	2:38
4/9	D	DBT	L, 14-5	2-2	2-2	0-0	T2	-1.0	Jesus Reyes (1-0)	Ricardo Sanchez (0-1)	--	1,317	8,132	3:03
4/10	N	DUN	W, 4-0	3-2	3-2	0-0	T1	--	Touki Toussaint (1-0)	Conor Fisk (0-1)	--	556	8,688	2:28
4/11	N	DUN	W, 5-4	4-2	4-2	0-0	T1	--	Jacob Webb (1-0)	Tom Robson (1-1)	--	393	9,081	2:38
4/12	N	DUN	L, 11-5	4-3	4-3	0-0	T2	-1.0	Ryan Cook (1-0)	Tyler Pike (0-1)	--	538	9,619	3:10
4/13	N	at SLU	L, 6-2	4-4	4-3	0-1	4	-1.5	Thomas Moltrah (1-0)	Drew Harrington (1-1)	--	2,160	9,619	2:27
4/14	N	at SLU	L, 7-3	4-5	4-3	0-2	5	-2.5	Justin Brantley (1-1)	Josh Graham (1-1)	--	1,272	9,619	2:58
4/15	N	at SLU	L, 9-5	4-6	4-3	0-3	T5	-3.5	Nabil Crismat (1-0)	Touki Toussaint (0-1)	Johnny Magliozzi (1)	6,849	9,619	2:29
4/16	D	at SLU	W, 10-1	5-6	4-3	1-3	T5	-3.0	Luiz Gohara (1-0)	Joseph Shaw (0-1)	--	664	9,619	2:56
4/17	N	at FTM	L, 2-1	5-7	4-3	1-4	6	-3.0	Lachlan Wells (1-1)	Andres Santiago (0-2)	Michael Theofanopoulos (1)	1,313	9,619	2:01
4/18	N	at FTM	W, 5-4	6-7	4-3	2-4	T4	-3.0	Drew Harrington (2-1)	Derek Rodriguez (0-2)	Devan Watts (2)	1,397	9,619	3:03
4/19	N	at FTM	L, 10-3	6-8	4-3	2-5	T5	-4.0	Brady Anderson (1-0)	Ricardo Sanchez (0-2)	--	1,016	9,619	2:54
4/20	N	at FTM	L, 8-3	6-9	4-3	2-6	6	-5.0	David Fischer (2-0)	Touki Toussaint (1-2)	--	1,947	9,619	2:28
4/21	N	at CLR	W, 3-1	7-9	4-3	3-6	6	-4.0	Luiz Gohara (2-0)	Cole Ivins (2-1)	Devan Watts (3)	2,723	9,619	2:15
4/22	N	at CLR	W, 4-3 (11)	8-9	4-3	4-6	T4	-3.0	Corbin Cusino (1-0)	Tyler Gilbert (0-1)	--	6,566	9,619	3:36
4/23	D	at CLR	L, 5-0	8-10	4-3	4-7	T5	-4.0	Ranfil Casimiro (1-1)	Bradley Roney (0-1)	--	2,245	9,619	2:18
4/24	N	PMB	W, 22-2	9-10	5-3	4-7	5	-4.0	Ricardo Sanchez (1-2)	Jake Woodford (1-1)	--	497	10,116	2:59
4/25	N	PMB	L, 9-8	9-11	5-4	4-7	5	-5.0	Juan Perez (1-0)	Bradley Roney (0-2)	Landon Beck (5)	645	10,761	2:52
4/27	N	PMB	L, 4-2	9-12	5-5	4-7	5	-6.0	Zach Gallen (2-1)	Chase Johnson-Mullins (0-1)	Ian McKinney (1)	476	11,237	2:59
4/28	N	LAK	W, 18-0	10-12	6-5	4-7	5	-6.0	Tyler Pike (1-1)	A.J. Ladwig (2-2)	--	1,032	12,269	2:55
4/29	D	LAK	L, 2-1	10-13	6-6	4-7	5	-6.0	Spencer Turnbull (2-1)	Drew Harrington (2-2)	Gerson Moreno (2)	929	13,198	2:26
4/30	D	LAK	L, 7-0	10-14	6-7	4-7	5	-6.0	Kyle Dowdy (2-1)	Ricardo Sanchez (1-3)	--	558	13,756	2:34
APRIL TOTALS			10-14	6-7	4-7	5	-6.0					40,636	13,756	AVG: 2:45
5/1	N	at PMB	L, 8-6	10-15	6-7	4-8	5	-7.0	Steven De La Cruz (1-0)	Taylor Lewis (0-1)	--	301	13,754	2:41
5/2	N	at PMB						-7.5	PPD (Inclement Weather)					
5/3	N	at PMB	W, 8-1 (7)	11-15	6-7	5-8	5	-7.0	Luiz Gohara (3-0)	Junior Fernandez (1-1)	--	--	13,754	2:18
5/3	N	at PMB	W, 5-0 (7)	12-16	6-7	6-8	5	-6.5	Tyler Pike (2-1)	Zac Gallen (2-2)	--	1,194	13,754	1:44
5/4	N	at PMB	W, 3-0	13-15	6-7	7-8	5	-5.0	Drew Harrington (3-2)	Derian Gonzalez (0-4)	Sean McLaughlin (2)	1,421	13,754	2:11
5/5	N	CLR	W, 17-11	14-15	7-7	7-8	T4	-4.0	Ricardo Sanchez (3-3)	Alberto Tirado (1-1)	--	1,308	15,064	3:02
5/6	N	CLR	L, 7-4	14-16	7-8	7-8	5	-5.0	Blake Quinn (1-1)	Touki Toussaint (1-3)	Jeff Singer (6)	887	15,951	2:39
5/7	N	CLR	W, 3-2 (10)	15-16	8-8	7-8	5	-4.0	Sean McLaughlin (1-4)	Jacob Waguespack (0-1)	--	460	16,411	2:35
5/8	N	DBT	W, 9-2	16-16	8-8	8-8	T4	-4.0	Tyler Pike (3-1)	Jose Lopez (1-2)	Taylor Lewis (1)	1,592	16,411	2:36
5/9	N	DBT	L, 2-1	16-17	8-8	8-9	T4	-4.0	Vladimir Gutierrez (3-2)	Luiz Gohara (3-1)	Tanner Rainey (4)	1,576	16,411	2:48
5/10	D	DBT	W, 14-2	17-17	8-8	9-9	4	-3.0	Drew Harrington (4-2)	Jesus Reyes (3-1)	--	1,864	16,411	3:02
5/11	N	at LAK	W, 7-5	18-17	8-8	10-9	T3	-3.0	Sean McLaughlin (2-0)	Endrys Briceno (0-1)	Chase Johnson-Mullins (1)	442	16,411	2:52
5/12	N	at LAK	L, 5-1	18-18	8-8	10-10	4	-3.0	Matt Hall (3-3)	Touki Toussaint (1-4)	--	878	16,411	2:18
5/13	N	at LAK	L, 4-1	18-19	8-8	10-11	T4	-4.0	Beau Burrows (4-1)	Enderson Franco (0-1)	Gerson Moreno (3)	1,027	16,411	2:24
5/15	N	TAM	L, 1-0	18-20	8-9	10-11	T4	-4.0	Matt Marsh (1-0)	Chase Johnson-Mullins (0-2)	--	373	16,748	2:15
5/16	N	TAM	L, 3-0	18-21	8-10	10-11	T5	-4.0	Josh Rogers (3-3)	Drew Harrington (4-3)	Jose Mesa (1)	304	17,052	2:13
5/17	N	TAM	L, 4-1	18-22	8-11	10-11	6	-4.0	Taylor Widener (2-4)	Ricardo Sanchez (2-4)	Dillon McNamara (5)	433	17,485	2:15
5/18	N	TAM	L, 1-0	18-23	8-12	10-11	6	-5.0	Zack Littell (4-1)	Touki Toussaint (1-5)	Cody Carroll (2)	687	18,172	2:10
5/19	N	at PMB	L, 8-0	18-24	8-12	10-12	6	-5.0	Ryan Hesley (3-2)	Enderson Franco (0-2)	Estelir Arias (1)	764	18,172	2:15
5/20	N	at PMB	W, 5-0	19-24	8-12	11-12	6	-5.0	Kris Medlen (1-0)	Connor Jones (2-3)	Chase Johnson-Mullins (2)	2,203	18,172	2:11
5/21	D	at PMB	L, 2-1	19-25	8-12	11-13	6	-5.0	Jake Woodford (2-2)	Tyler Pike (3-2)	Brennan Letao (1)	327	18,172	2:12
5/22	N	CLR	W, 10-4	20-25	9-12	11-13	6	-4.5	Jacob Webb (2-0)	Cole Ivins (3-5)	--	317	18,489	2:21
5/23	N	CLR	L, 3-1 (7)	20-26	9-13	11-13	6	-5.5	Ranfil Casimiro (2-1)	Ricardo Sanchez (2-5)	Luke Leftwich (4)	278	18,767	1:52
5/24	N	CLR						-5.5	PPD (Rain)					
5/25	N	CLR	L, 8-1 (7)	20-27	9-14	11-13	6	-6.0	Alberto Tirado (3-3)	Kris Medlen (1-1)	Luke Leftwich (5)	--	18,767	2:15
5/25	N	CLR	L, 8-1 (7)	20-28	9-15	11-13	6	-7.0	Jacob Waguespack (2-2)	Touki Toussaint (1-6)	Jeff Singer (10)	424	19,191	1:47
5/26	N	PMB	L, 10-1	20-29	9-16	11-13	6	-8.0	Connor Jones (3-3)	Enderson Franco (0-3)	--	786	19,997	2:33
5/27	N	PMB	W, 7-4	21-29	10-16	11-13	6	-7.0	Tyler Pike (4-2)	Jake Woodford (2-3)	Jacob Webb (1)	662	20,659	2:21
5/28	N	PMB	L, 12-4	21-30	10-17	11-13	6	-8.0	Dalyn Martinez (2-0)	Drew Harrington (4-4)	--	864	21,523	2:44
5/29	N	at CLR	W, 4-1	22-30	10-17	12-13	T5	-7.0	Ricardo Sanchez (3-5)	Cole Ivins (3-6)	Devan Watts (4)	4,070	21,523	2:40
5/30	N	at CLR	L, 9-5	22-31	10-17	12-14	T5	-7.0	Harold Arauz (1-0)	Sean McLaughlin (2-1)	--	1,477	21,523	2:39
MAY TOTALS			12-17	4-10	8-7	T5	-7.0					25,916	7,793	AVG: 2:28
6/1	N	at CLR	L, 7-3	22-32	10-17	12-15	T5	-8.0	Blake Quinn (2-2)	Enderson Franco (0-4)	Tyler Gilbert (2)	1,690	21,523	2:30
6/2	N	at CLR	L, 3-2 (11)	22-33	10-17	12-16	6	-9.0	Jeff Singer (3-1)	Chase Johnson-Mullins (0-3)	--	1,917	21,523	2:58
6/3	N	SLU						-9.5	PPD (Rain)					
6/4	N	SLU	L, 5-4 (7)	22-34	10-18	12-16	6	-10.0	Andrew Church (5-3)	Drew Harrington (4-5)	Tyler Bashlor (6)	--	21,523	2:00
6/4	N	SLU	L, 4-2 (7)	22-35	10-19	12-16	6	-10.5	Marcos Molina (2-2)	Ricardo Sanchez (3-6)	Johnny Magliozzi (5)	684	22,207	2:11
6/5	N	SLU	L, 1-0	22-36	10-20	12-16	6	-10.0	Justin Dunn (4-3)	Touki Toussaint (1-7)	Tyler Bashlor (7)	355	22,562	2:39
6/6	N	SLU						-10.5	Canceled (Rain)					
6/8	N	at CHA	W, 10-2	23-36	10-20	13-16	6	-10.5	Enderson Franco (1-4)	Brad Boxberger (0-1)	--	1,081	22,562	2:45
6/9	N	at CHA	W, 10-3	24-36	10-20	14-16	6	-9.5	Tyler Pike (5-2)	Brook Burke (0-1)	--	1,085	22,562	2:50
6/10	N	at CHA	L, 7-2	24-37	10-20	14-17	6	-9.5	Eduar Lopez (5-5)	Drew Harrington (4-6)	Brandon Lawson (3)	2,033	22,562	2:47
6/11	D	at CHA	L, 4-2	24-38	10-20	14-18	6	-9.5	Genesis Cabrera (4-5)	Sean McLaughlin (4-2)	Brandon Lawson (4)	855	22,562	2:26
6/12	N	DBT	W, 2-1	25-38	11-20	14-18	6	-9.0	Devan Watts (1-0)	Zack Weiss (1-1)	--	308	22,870	2:07
6/13	N	DBT						-9.5	PPD (Rain)					
6/14	N	DBT						-8.5	Canceled (Rain)					
6/15	N	DBT						-8.5	PPD (Rain)					
6/15	D	DBT						-8.5	Canceled (Rain)					
6/15	D	DBT						-9.0	Canceled (Rain)					
6/19	N	at TAM	L, 4-2	25-39	11-20	14-19	6	-10.0	Taylor Widener (4-6)	Touki Toussaint (1-8)	Anyelo Gomez (2)	700	22,870	2:35
6/20	N	at TAM	L, 6-0	25-40	11-20	14-20	6	-11.0	Dillon Tate (1-0)	Ricardo Sanchez (3-7)	--	775	22,870	2:17
6/21	N	at TAM	L, 13-4	25-41	11-20	14-21	6	-12.0	Brody Koerner (3-1)	Drew Harrington (5-7)	--	711	22,870	2:22
JUNE TOTALS			3-10	1-3	2-7	6	-12.0					12,194	1,347	AVG: 2:30
FIRST-HALF TOTALS			25-41	11-20	14-21	6	-12.0					79,689	22,870	AVG: 2:35

2017 SECOND HALF DAY BY DAY

DATE	DIN	OPPONENT	RESULT	REC	HOME	ROAD	POS	GA/GB	WINNING PITCHER	LOSING PITCHER	SAVE	ATT	HOME ATT	GAME TIME
6/22	N	FTM	W, 8-1	1-0	1-0	--	T1	--	Enderson Franco (2-4)	Lachlan Wells (3-9)	--	610	610	2:46
6/23	N	FTM	L, 2-1	1-1	1-1	--	T2	-1.0	Lewis Thorpe (1-2)	Andres Santiago (0-3)	Sam Clay (4)	1,161	1,771	2:17
6/24	N	FTM	W, 4-3	2-1	2-1	--	T2	-1.0	Touki Toussaint (2-2)	Brady Anderson (3-3)	Corbin Clouse (1)	767	2,538	2:33
6/25	N	FTM	L, 8-3	2-2	2-2	--	3	-1.0	Anthony McIver (2-8)	Ricardo Sanchez (3-8)	--	679	3,217	2:36
6/27	N	at JUP	L, 3-2	2-3	2-2	0-1	T4	-2.0	James Needy (1-1)	Drew Harrington (4-8)	Tyler Kinley (8)	317	3,217	2:12
6/28	N	at JUP	W, 2-0 (10)	3-3	2-2	1-1	4	-2.0	Chad Sobotka (1-1)	Ryan Beckman (1-1)	Josh Graham (1)	1,186	3,217	3:10
6/29	D	at JUP	W, 3-1	4-3	2-2	2-1	3	-1.5	Andres Santiago (1-3)	Evan Beal (1-1)	Adam McCreery (1)	1,402	3,217	2:32
6/30	N	at BRD	L, 12-4	4-4	2-2	2-2	4	-2.0	Cam Vieux (2-1)	Touki Toussaint (2-9)	--	716	3,217	2:42
JUNE TOTALS				4-4	2-2	2-2	4	-2.0				6,838	3,217	2:35
7/1	N	at BRD	L, 5-3	4-5	2-2	2-3	T4	-2.0	Gage Hinz (4-5)	Ricardo Sanchez (3-9)	Daniel Zamora (7)	5,906	3,217	2:50
7/2	D	at BRD	W, 3-1	5-5	2-2	3-3	T4	-1.5	Adam McCreery (1-0)	Taylor Heam (4-6)	Jacob Webb (2)	616	3,217	2:30
7/3	N	at BRD	L, 5-4 (11)	5-6	2-2	3-4	5	-2.5	Sam Street (2-1)	Joe Rogers (0-1)	--	804	3,217	3:08
7/4	N	JUP	W, 3-2	6-6	3-2	3-4	5	-2.5	Andres Santiago (2-3)	Ben Meyer (1-1)	Sean McLaughlin (3)	2,079	5,296	2:49
7/5	N	JUP	L, 10-4	6-7	3-3	3-4	5	-2.5	Jose Cuijadia (4-1)	Chaz Roe (0-1)	--	411	5,707	3:08
7/6	N	JUP	L, 6-4 (10)	6-8	3-4	3-4	5	-3.0	Felipe Gonzalez (6-6)	Jacob Webb (2-1)	--	439	6,146	3:21
7/7	N	CHA	L, 12-7	6-9	3-5	3-4	5	-4.0	Reece Karalus (1-0)	Andres Santiago (2-4)	--	643	6,789	3:17
7/8	N	CHA						5	-4.5	PPD (Rain)				
7/9	D	CHA	W, 2-0 (7)	7-9	4-5	3-4	5	-4.0	Enderson Franco (3-4)	Tyler Brashears (2-3)	Corbin Clouse (2)	--	6,789	1:36
7/9	N	CHA	L, 9-8 (9)	7-10	4-6	3-4	5	-5.0	Dalton Moats (4-0)	Sean McLaughlin (2-3)	--	559	7,348	2:50
7/10	N	CHA						5	-5.5	Canceled (Wet Grounds)				
7/12	N	at LAK						5	-6.0	PPD (Inclement Weather)				
7/13	N	at LAK	L, 2-1 (9)	7-11	4-6	3-5	5	-6.5	Jeff Thompson (2-2)	Josh Graham (1-2)	--	--	7,348	2:38
7/13	N	at LAK	W, 2-0 (7)	8-11	4-6	4-5	5	-5.5	Corbin Clouse (2-0)	Sandy Baez (3-7)	--	562	7,348	2:06
7/14	N	at LAK	W, 4-1	9-11	4-6	5-5	5	-4.5	Ricardo Sanchez (4-9)	Kyle Dowdy (1-4)	Chad Sobotka (1)	611	7,348	2:41
7/15	N	at TAM	L, 5-4	9-12	4-6	5-6	5	-4.5	Dillon Tate (4-0)	Andres Santiago (2-5)	Jose Mesa (3)	2,131	7,348	2:20
7/16	D	at TAM	L, 6-4	9-13	4-6	5-7	5	-4.5	Ian Clarkin (4-1)	Josh Graham (0-1)	--	1,115	7,348	2:36
7/17	N	at TAM	L, 3-2	9-14	4-6	5-8	5	-5.0	Erik Swanson (2-2)	Oriel Caicedo (0-1)	Jose Pena (1)	839	7,348	2:34
7/18	N	LAK						5	-5.0	PPD (Inclement Weather)				
7/19	N	LAK						5	-5.0	PPD (Inclement Weather)				
7/19	N	LAK						5	-5.0	Canceled (Inclement Weather)				
7/20	N	LAK						5	-5.0	Canceled (Wet Grounds)				
7/20	N	LAK						5	-5.0	Canceled (Wet Grounds)				
7/21	N	SLU	W, 4-1	10-14	5-6	5-8	5	-4.5	Touki Toussaint (3-9)	Mike Gibbons (0-1)	Adam McCreery (2)	4,581	11,929	2:11
7/22	N	SLU	W, 5-4 (15)	11-14	6-6	5-8	5	-4.5	Josh Graham (2-3)	Alex Palsha (2-2)	--	5,515	17,444	4:45
7/23	N	SLU	L, 3-2	11-15	6-7	5-8	5	-5.5	Joe Shaw (7-5)	Enderson Franco (0-5)	Kevin Canelon (1)	4,115	21,559	2:35
7/24	N	SLU	L, 3-2	11-16	6-8	5-8	5	-6.5	Andrew Church (7-7)	Oriel Caicedo (0-2)	Austin McGeorge (2)	3,815	25,374	2:43
7/25	N	at JUP	L, 8-6	11-17	6-8	5-9	5	-7.5	Ryan Beckman (2-1)	Chad Sobotka (1-1)	Marcus Crescortin (1)	389	25,374	3:12
7/26	N	at JUP	L, 3-2 (14)	11-18	6-8	5-10	5	-8.5	Jorgan Cavanego (3-2)	Raymar Navarro (0-1)	--	1,267	25,374	3:50
7/27	N	at JUP	L, 7-5	11-19	6-8	5-11	5	-9.5	Scott Squier (4-6)	Ricardo Sanchez (4-10)	Marcus Crescortin (2)	415	25,374	2:26
7/28	N	at JUP						5	-10.0	PPD (Rain)				
7/29	N	at DUN	L, 7-5	11-20	6-8	5-12	5	-11.0	Jackson McClelland (2-1)	Sean McLaughlin (2-4)	--	735	25,374	2:46
7/30	N	at DUN	L, 17-1	11-21	6-8	5-13	5	-11.0	Josh DeGraaf (5-1)	Oriel Caicedo (0-3)	--	318	25,374	2:55
7/31	N	at DUN	L, 11-2	11-22	6-8	5-14	5	-11.0	Conor Fisk (6-9)	Joe Rogers (0-2)	--	320	25,374	2:42
JULY TOTALS				7-18	4-6	3-14	5	-11.0				38,135	122,157	2:59
8/1	N	at DUN	L, 4-1	11-23	6-8	5-15	5	-12.0	Taylor Sauzedo (1-0)	Ricardo Sanchez (4-11)	Kirby Sneed (8)	329	25,374	2:31
8/3	N	BRD						5	-11.5	PPD (Wet Grounds)				
8/4	N	BRD	W, 7-4	12-23	7-8	5-15	5	-11.0	Josh Graham (3-3)	Geoff Hartleb (1-3)	--	--	25,374	2:22
8/4	N	BRD	W, 3-0	13-23	8-8	5-15	5	-11.0	Sean McLaughlin (3-4)	Sam Street (3-2)	--	909	26,283	1:50
8/5	N	BRD						5	-10.5	PPD (Inclement Weather)				
8/6	N	BRD	L, 5-1	13-24	8-9	5-15	5	-11.0	Daniel Zamora (2-2)	Chad Sobotka (1-2)	--	--	26,283	2:36
8/6	N	BRD	W, 3-0	14-24	9-9	5-15	5	-11.0	Oriel Caicedo (1-3)	Logan Sandellbach (2-4)	--	898	27,181	1:46
8/7	N	at SLU	L, 4-3	14-25	9-9	5-16	5	-12.0	Alex Palsha (3-3)	Kevin Matthews (0-1)	Adonis Ucelta (1)	1,040	27,181	2:47
8/8	N	at SLU	L, 4-2	14-26	9-9	5-17	5	-13.0	Stephen Nogosek (1-0)	Ricardo Sanchez (4-12)	Adonis Ucelta (2)	1,371	27,181	2:33
8/9	N	at SLU	L, 6-5	14-27	9-9	5-18	5	-14.0	Johnny Maglozzi (3-1)	Chase Johnson-Mullins (0-4)	--	1,330	27,181	2:29
8/10	D	at JUP	W, 4-2	15-27	9-9	6-18	5	-13.5	Raymar Navarro (1-1)	Cody Poteet (3-5)	--	--	27,181	1:48
8/10	N	at JUP	W, 5-1	16-27	9-9	7-18	5	-13.5	Junior Rincon (1-4)	James Buckleier (1-4)	Chad Sobotka (2)	402	27,181	2:14
8/11	N	at JUP	L, 2-1 (6)	16-28	9-9	7-19	5	-14.5	Scott Squier (5-6)	Kyle Wright (0-1)	--	616	27,181	2:01
8/12	N	at JUP	L, 2-1 (10)	16-29	9-9	7-20	5	-15.5	Felipe Gonzalez (9-8)	Brandon White (0-1)	--	5,850	27,181	2:27
8/13	D	at JUP	W, 6-5	17-29	9-9	8-20	5	-15.5	Sean McLaughlin (4-4)	Ben Holmes (0-6)	Chase Johnson-Mullins (3)	293	27,181	2:51
8/14	N	TAM	L, 4-2	17-30	9-10	8-20	5	-16.5	Brian Keller (4-2)	Enderson Franco (3-6)	Trevor Lane (1)	389	27,570	2:59
8/15	N	TAM	L, 8-2	17-31	9-11	8-20	5	-17.5	Caleb Frare (1-2)	Raymar Navarro (1-2)	--	358	27,928	2:56
8/16	N	TAM						5	-17.5	PPD (Rain)				
8/17	N	TAM						5	-17.5	Canceled (Rain)				
8/17	N	TAM						5	-17.5	Canceled (Rain)				
8/18	N	JUP	L, 2-0	17-32	9-12	8-20	5	-17.5	James Buckleier (2-4)	Oriel Caicedo (1-4)	Merandy Gonzalez (1)	739	28,667	2:53
8/19	N	JUP	L, 6-4	17-33	9-13	8-20	5	-17.5	Ben Holmes (1-6)	Adam McCreery (1-1)	Marcus Crescortin (3)	1,231	29,898	3:15
8/20	N	JUP	W, 8-6	18-33	10-13	8-20	5	-17.5	Enderson Franco (4-6)	Cody Poteet (3-7)	Chase Johnson-Mullins (4)	915	30,813	3:00
8/22	N	at DUN	W, 5-2	19-33	10-13	9-20	5	-16.5	Raymar Navarro (2-2)	Conor Fisk (7-1)	Adam McCreery (3)	291	30,813	2:31
8/23	N	at DUN	L, 7-2	19-34	10-13	9-21	5	-17.0	Josh DeGraaf (7-3)	Oriel Caicedo (1-5)	--	295	30,813	3:05
8/24	N	at DUN	L, 8-7	19-35	10-13	9-22	5	-18.0	Kirby Sneed (2-1)	Chase Johnson-Mullins (0-5)	--	399	30,813	3:21
8/25	N	DBT	W, 2-1	20-35	11-13	9-22	5	-18.0	Enderson Franco (5-6)	Juan Martinez (2-3)	Adam McCreery (4)	974	31,787	2:24
8/26	N	DBT						5	-18.5	PPD (Rain)				
8/27	D	DBT	W, 5-4	21-35	12-13	9-22	5	-18.0	Chase Johnson-Mullins (1-5)	Jonathan Crawford (0-10)	--	--	31,787	2:14
8/27	N	DBT						5	-18.0	PPD (Rain)				
8/28	N	DUN						5	-18.0	PPD (Inclement Weather)				
8/29	N	DUN	L, 6-4	21-36	12-14	9-22	5	-18.5	Nick Hartman (1-4)	Chad Sobotka (1-3)	Jackson McClelland (6)	--	31,787	2:12
8/29	N	DUN	W, 1-0	22-36	13-14	9-22	5	-18.5	Oriel Caicedo (2-5)	Josh DeGraaf (7-4)	Adam McCreery (5)	860	32,647	1:56
8/30	N	DUN	W, 13-4	23-36	14-14	9-22	5	-19.0	Enderson Franco (5-6)	Adony Cardona (4-7)	--	804	33,451	2:38
8/31	N	at DBT	L, 7-2	23-37	14-14	9-23	5	-19.5	Juan Martinez (3-4)	Junior Rincon (1-4)	--	--	33,451	1:42
8/31	N	at DBT	L, 8-3	23-38	14-14	9-24	5	-20.5	Jake Paulson (4-1)	Andres Santiago (2-6)	--	3,062	33,451	2:14
AUGUST TOTALS				12-16	8-6	4-10	5	-20.5				23,355	8,076	2:35
9/1	N	at DBT	L, 4-3	23-39	14-14	9-25	5	-20.5	Austin Ornelier (5-4)	Chad Sobotka (1-4)	Rafael De Paula (1)	1,392	33,451	3:06
9/2	N	at DBT						5	-21.0	Canceled (Rain)				
9/3	N	at DBT	L, 3-0	23-40	14-14	9-25	5	-22.0	Wyatt Strahan (2-6)	Matt Witrow (0-1)	Blake Butler (1)	2,190	33,451	2:04
SEPTEMBER TOTALS				0-2	0-0	0-2	5	-22.0				3,582	--	AVG: 2:35
SECOND-HALF TOTALS				23-40	14-14	9-26	5	-22.0				71,910	33,451	AVG: 2:43
SEASON TOTALS				48-81	24-34	24-47	6	-34.0				151,572	56,321	AVG: 2:39

FRONT OFFICE	TRANSACTIONS					
	Opening Day Roster April 6: Pitchers (13) LHP Corbin Clouse, LHP Luiz Gohara, RHP Josh Graham, LHP Drew Harrington, LHP Chase Johnson-Mullins, RHP Taylor Lewis, RHP Sean McLaughlin, LHP Tyler Pike, LHP Ricardo Sanchez, RHP Andres Santiago, RHP Touki Toussaint, RHP Devan Watts, RHP Jacob Webb, Catchers (3) Alex Jackson, Jonathan Morales, Wigberto Nevarez, Infielders (5) Carlos Castro, Alay Lago, Omar Obregon, Austin Riley, Alejandro Salazar, Outfielders (4) Ronald Acuna, Braxton Davidson, Ray-Patrick Diddy, Tyler Neslony.					
2018 MANAGER & STAFF	No.	Date	Action	Player	Pos.	Location
	1.	4/9	ADD	Carlos Salazar	RHP	from Danville
	2.	4/9	DELETE	Andres Santiago	RHP	to Danville
	3.	4/11	ADD	A.J. Minter	LHP	from Danville
	4.	4/11	DELETE	Carlos Salazar	RHP	to Danville
	5.	4/13	ADD	Andres Santiago	RHP	from Danville
	6.	4/13	DELETE	A.J. Minter	LHP	to Disabled List
	7.	4/20	ADD	Bradley Roney	RHP	from Danville
ATLANTA BRAVES	8.	4/20	DELETE	Josh Graham	RHP	to Danville
	9.	4/25	ADD	Josh Graham	RHP	from Danville
	10.	4/25	DELETE	Andres Santiago	RHP	to Danville
	11.	4/26	ADD	Mauricio Cabrera	RHP	MLB Rehab
	12.	4/26	ADD	J.B. Moss	OF	from Danville
	13.	4/26	DELETE	Ricardo Sanchez	LHP	to Danville
	14.	4/27	ADD	Carlos Salazar	RHP	from Danville
	15.	4/27	DELETE	Bradley Roney	RHP	to Mississippi
2018 PLAYER BIOS	16.	4/30	ADD	Ricardo Sanchez	LHP	from Danville
	17.	4/30	DELETE	J.B. Moss	OF	to Danville
	18.	5/2	DELETE	Mauricio Cabrera	RHP	MLB Rehab to Gwinnett
	19.	5/6	ADD	Chaz Roe	RHP	MLB Rehab
	20.	5/7	DELETE	Chaz Roe	RHP	MLB Rehab
	21.	5/7	ADD	Enderson Franco	RHP	from Gwinnett
	22.	5/7	DELETE	Carlos Salazar	RHP	Released
	23.	5/9	ADD	Anfernee Seymour	OF	from Rome
2017 SEASON REVIEW	24.	5/9	DELETE	Ronald Acuna	OF	to Mississippi
	25.	5/10	ADD	Andres Santiago	RHP	from Rome
	26.	5/10	DELETE	Luiz Gohara	LHP	to Mississippi
	27.	5/11	ADD	J.B. Moss	OF	from Danville
	28.	5/11	DELETE	Braxton Davidson	OF	to Danville
	29.	5/12	ADD	Braxton Davidson	OF	from Danville
	30.	5/12	DELETE	Carlos Castro	INF	to Disabled List
	31.	5/19	ADD	Carlos Martinez	C	from Danville
FIRE FROGS RECORDS	32.	5/19	DELETE	Alex Jackson	C	to Disabled List
	33.	5/20	ADD	Kris Medlen	RHP	from Gwinnett Disabled List
	34.	5/20	DELETE	Andres Santiago	RHP	to Danville
	35.	5/22	ADD	Tanner Murphy	C	from Rome
	36.	5/22	DELETE	Carlos Martinez	C	to Rome
	37.	5/28	ADD	Andres Santiago	RHP	from Danville
	38.	5/28	DELETE	Kris Medlen	RHP	to Mississippi
	39.	5/29	ADD	Matt Gonzalez	OF	from Rome
OPPONENTS	40.	5/29	DELETE	J.B. Moss	OF	Released
	41.	5/31	ADD	Carlos Castro	INF	from Disabled List
	42.	5/31	DELETE	Wigberto Nevarez	C	to Disabled List
	43.	6/2	DELETE	Andres Santiago	RHP	to Gwinnett
	44.	6/4	ADD	Andres Santiago	RHP	from Gwinnett
	45.	6/8	DELETE	Andres Santiago	RHP	to Mississippi
	46.	6/11	ADD	Andres Santiago	RHP	from Mississippi
	47.	6/11	DELETE	Tyler Pike	LHP	to Mississippi
MISCELLANEOUS	48.	6/12	ADD	A.J. Minter	LHP	from Disabled List
	49.	6/12	ADD	Wigberto Nevarez	C	from Disabled List
	50.	6/12	DELETE	Tanner Murphy	C	to Danville

					TRANSACTIONS
No.	Date	Action	Player	Pos.	Location
51.	6/16	DELETE	A.J. Minter	LHP	to Rome
52.	6/17	ADD	A.J. Minter	LHP	from Rome
53.	6/19	ADD	Alex Jackson	C	from Disabled List
54.	6/19	ADD	Tanner Murphy	C	from Danville
55.	6/19	ADD	Dan Winkler	RHP	MLB Rehab
56.	6/19	DELETE	Jonathan Morales	C	to Mississippi
57.	6/19	DELETE	Omar Obregon	INF	to Mississippi
58.	6/22	ADD	Brett Cumberland	C	from Rome
59.	6/22	DELETE	Wigberto Nevarez	C	to Disabled List
60.	6/23	ADD	Oriel Caicedo	LHP	from Rome
61.	6/23	ADD	Adam McCreery	LHP	from Rome
62.	6/23	ADD	Chad Sobotka	RHP	from Mississippi
63.	6/23	DELETE	Devan Watts	RHP	to Mississippi
64.	6/23	DELETE	Chase Johnson-Mullins	LHP	to Disabled List
65.	6/23	DELETE	Taylor Lewis	RHP	to Rome
66.	6/27	DELETE	A.J. Minter	LHP	to Mississippi
67.	6/27	DELETE	Dan Winkler	RHP	MLB Rehab to Gwinnett
68.	6/30	ADD	Joe Rogers	LHP	from Rome
69.	7/2	ADD	Chaz Roe	RHP	MLB Rehab
70.	7/7	ADD	Junior Rincon	RHP	MLB Free Agent
71.	7/7	DELETE	Drew Harrington	LHP	to Disabled List
72.	7/11	DELETE	Junior Rincon	RHP	to Mississippi
73.	7/12	DELETE	Jacob Webb	RHP	to Mississippi
74.	7/12	ADD	Adam Daniel	INF	from Mississippi
75.	7/13	ADD	Justin Ellison	OF	from Rome
76.	7/13	DELETE	Austin Riley	INF	to Mississippi
77.	7/13	DELETE	Tyler Neslony	OF	to Mississippi
78.	7/14	ADD	Brandon White	RHP	from Rome
79.	7/17	ADD	Junior Rincon	RHP	from Mississippi
80.	7/19	DELETE	Corbin Clouse	LHP	to Mississippi
81.	7/20	ADD	Xavier Avery	OF	from Gwinnett
82.	7/21	DELETE	Xavier Avery	OF	to Gwinnett
83.	7/21	ADD	Caleb Dirks	RHP	from Gwinnett
84.	7/21	ADD	Evan Phillips	RHP	from Gwinnett
85.	7/21	DELETE	Andres Santiago	RHP	to Gwinnett
86.	7/21	DELETE	Junior Rincon	RHP	to Gwinnett
87.	7/23	ADD	Junior Rincon	RHP	from Gwinnett
88.	7/23	DELETE	Caleb Dirks	RHP	to Gwinnett
89.	7/24	ADD	Andres Santiago	RHP	from Gwinnett
90.	7/24	DELETE	Evan Phillips	RHP	to Gwinnett
91.	7/26	ADD	Raymar Navarro	RHP	from Danville
92.	7/28	ADD	Kevin Matthews	LHP	from Gwinnett
93.	7/28	DELETE	Andres Santiago	RHP	to Mississippi
94.	7/29	DELETE	Junior Rincon	RHP	to Gwinnett
95.	7/30	ADD	Stephen Gaylor	OF	from Gwinnett
96.	7/30	DELETE	Alex Jackson	C	to Mississippi
97.	7/31	ADD	Chase Johnson-Mullins	LHP	from Disabled List
98.	7/31	ADD	Sal Giardina	C	from Mississippi
99.	7/31	DELETE	Touki Toussaint	RHP	to Mississippi
100.	8/1	ADD	Kyle Wright	RHP	from GCL Braves
101.	8/1	DELETE	Andrew Daniel	INF	Released
102.	8/4	DELETE	Joe Rogers	LHP	to Disabled List
103.	8/5	ADD	Junior Rincon	RHP	from Mississippi
104.	8/5	DELETE	Josh Graham	RHP	to Mississippi
105.	8/6	ADD	Matt Withrow	RHP	from GCL Braves

FRONT OFFICE

2018 MANAGER & STAFF

ATLANTA BRAVES

2018 PLAYER BIOS

2017 SEASON REVIEW

FIRE FROGS RECORDS

OPPONENTS

MISCELLANEOUS

TRANSACTIONS

No.	Date	Action	Player	Pos.	Location
106.	8/11	DELETE	Sal Giardina	C	to Disabled List
107.	8/11	ADD	Kevin Franklin	INF	from Cincinnati Reds
108.	8/14	DELETE	Ricardo Sanchez	LHP	to Disabled List
109.	8/15	ADD	Andres Santiago	RHP	from Mississippi
110.	8/21	DELETE	Sal Giardina	C	to Gwinnett
111.	8/27	ADD	Ian Krol	LHP	MLB Rehab
112.	8/28	DELETE	Ian Krol	LHP	MLB Rehab
113.	8/31	ADD	Garrison Schwartz	OF	from Danville
114.	8/31	DELETE	Anfernee Seymour	OF	to Suspended List
115.	9/1	ADD	Jarret Hellingner	LHP	from Danville
116.	9/1	DELETE	Kevin Matthews	LHP	to Disabled List
117.	9/2	ADD	Hayden Deal	LHP	from GCL Braves
118.	9/2	DELETE	Raymar Navarro	RHP	to Mississippi

DISABLED LIST

Player	Games Missed	Date(s)
LHP A.J. Minter	56	4/12-6/12
INF Carlos Castro	17	5/12-5/30
C Alex Jackson	21	5/19-6/19
C Wigberto Nevarez	10	5/31-6/12
C Wigberto Nevarez	6	6/22-28
LHP Chase Johnson-Mullins	31	6/23-7/30
LHP Drew Harrington	48	7/7-9/1
LHP Joe Rogers	28	8/4-9/1
C Sal Giardina	8	8/11-18
LHP Ricardo Sanchez	16	8/14-9/1
LHP Kevin Matthews	2	9/1

Position	Number of Players
Pitcher	36
Catcher	7
Infield	7
Outfield	11
TOTAL	61

64

2018 FLORIDA FIRE FROGS MEDIA GUIDE

2017 HITTING FINAL STATISTICS

BATTERS	AVG	G	AB	R	H	2B	3B	HR	RBI	TB	BB	IBB	SO	SB	CS	OBP	SLG	OPS	SF	SAC	HBP
Acuna, Ronald	.287	28	115	21	33	3	5	3	19	55	8	0	40	14	3	.336	.748	.814	1	1	1
Castro, Carlos	.283	96	361	41	102	18	1	10	58	152	8	2	92	3	6	.306	.421	.727	4	0	6
#Cumberland, Brett	.269	56	182	14	49	12	1	1	21	66	18	1	62	0	2	.384	.363	.747	0	0	16
Daniel, Andrew	.139	11	36	3	5	1	0	1	3	9	4	0	11	0	1	.244	.250	.494	0	0	1
*Davidson, Braxton	.213	111	362	41	77	13	1	7	36	113	66	1	155	2	4	.339	.312	.651	2	0	4
Didder, Ray-Patrick	.230	118	418	51	96	17	5	5	44	138	44	1	123	25	13	.331	.330	.661	4	8	21
*Ellison, Justin	.196	30	107	8	21	3	2	2	7	34	4	1	33	1	1	.230	.318	.548	1	1	1
Franklin, Kevin	.161	16	56	4	9	2	0	0	1	11	3	1	14	0	0	.200	.196	.396	1	0	0
*Gaylor, Stephen	.270	19	63	16	17	3	2	0	3	24	5	0	14	4	1	.338	.381	.719	1	2	2
#Giardina, Sal	.250	8	24	2	6	1	0	0	2	7	0	0	4	0	0	.308	.292	.599	0	0	2
Gonzalez, Matt	.236	43	144	15	34	8	0	1	13	45	9	0	38	1	3	.281	.313	.594	0	6	0
Jackson, Alex	.272	66	257	44	70	17	0	14	45	129	13	2	74	0	1	.333	.502	.835	1	0	11
Lago, Alay	.303	113	416	47	126	20	4	6	46	172	22	1	65	6	6	.342	.413	.756	4	4	5
Martinez, Carlos	.333	1	3	0	1	1	0	0	0	2	0	0	0	0	0	.333	.667	1.000	0	0	0
Morales, Jonathan	.253	53	194	25	49	4	0	2	17	59	12	1	32	1	1	.300	.304	.604	0	2	1
Moss, J.B.	.133	12	30	0	4	0	0	0	0	4	0	0	8	0	0	.133	.133	.267	0	0	0
Murphy, Tanner	.189	30	90	6	17	3	0	1	5	23	6	0	20	0	0	.263	.256	.518	0	0	3
*Neslony, Tyler	.309	60	217	31	67	17	0	4	21	96	22	0	43	0	4	.378	.442	.820	0	0	2
Nevarez, Wigberto	.217	16	46	7	10	2	0	1	5	15	3	0	17	1	0	.280	.326	.606	0	0	1
#Obregon, Omar	.257	33	113	10	29	5	2	0	8	38	10	0	19	1	4	.315	.336	.651	1	3	0
Riley, Austin	.252	81	306	43	77	10	1	12	47	125	23	0	74	0	2	.310	.408	.718	5	0	5
Salazar, Alejandro	.247	108	385	30	95	16	2	1	29	118	9	0	75	5	6	.265	.306	.572	1	8	1
*Schwartz, Garrison	.111	3	9	1	1	0	0	0	0	1	1	0	5	1	0	.200	.111	.311	0	0	0
#Seymour, Anfernee	.280	82	307	45	86	13	4	1	18	110	28	0	89	17	17	.341	.358	.699	5	6	3
Team Total	.255	129	4241	505	1081	189	30	72	448	1546	318	11	1107	82	75	.318	.365	.682	31	41	86

KEY: * - lefthanded hitter, # - switch hitter



FRONT OFFICE	2017 HITTING MISCELLANEOUS					
	Team Batting					
	Most Runs, Game..... 22, 4/25 vs. PMB					
	Most Runs, Game (Both teams)..... 28, 5/5 vs. CLR					
2018 MANAGER & STAFF	Most Runs, Inning..... 10, two times, last, 4/28 vs. LAK (1st)					
	Fewest Runs..... 0, nine times, last, 8/18 vs. JUP					
	Fewest Runs, Game (Both teams)..... 1, four times, last, 8/29 vs. DUN (7 innings)					
	Most Hits, Game..... 24, 4/28 vs. LAK					
	Most Hits, Inning..... 10, 4/28 vs. LAK (1st)					
	Most Hits, Game (Both teams)..... 32, 5/5 vs. CLR					
	Fewest Hits, Game..... 3, two times, last, 8/25 vs. DBT					
	Most Doubles, Game..... 6, two times, last, 8/4 vs. BRD					
	Most Triples, Game..... 2, four times, last, 8/14 vs. TAM					
	Most Home Runs, Game..... 4, three times, last, 7/9 vs. CHA					
ATLANTA BRAVES	Most Home Runs, Inning..... 3, 5/5 vs. CLR (1st)					
	Most Extra Base Hits, Game..... 9, 5/10 at DBT					
	Most Walks, Game..... 7, two times, last, 8/24 at DUN					
	Most Strikeouts, Game..... 17, 7/26 at JUP (14 innings)					
	Most Strikeouts, Game (9 innings)..... 16, 8/7 at SLU					
	Fewest Strikeouts, Game..... 2, 8/20 vs. JUP					
	Most Stolen Bases, Game..... 5, 4/11 vs. DUN					
	Individual Batting					
	Most At-Bats, Game..... 7, four times, last, Anfernee Seymour/Alejandro Salazar/Alay Lago/Alex Jackson, 7/22 vs. SLU (15 innings)					
	2018 PLAYER BIOS	Most At-Bats (9 inn)..... 6, 12 times, last, Anfernee Seymour, 5/10 at DBT				
Most Runs, Game..... 4, two times, last, Tyler Neslony, 5/5 vs. CLR						
Most Hits, Game..... 5, two times, last, Carlos Castro, 5/10 at DBT						
Most Doubles, Game..... 2, 11 times, last, Brett Cumberland, 8/20 vs. JUP						
Most Triples, Game..... 2, two times, last, Anfernee Seymour, 8/14 vs. TAM						
Most HR, Game..... 3, Carlos Castro, 5/10 at DBT						
Most Total Bases, Game..... 14, Carlos Castro, 5/10 at DBT						
Most RBI..... 8, Carlos Castro, 5/10 at DBT						
Most Walks..... 4, Ray-Patrick Diddy, 4/26 vs. PMB						
2017 SEASON REVIEW		Most Strikeouts..... 4, five times, last, Carlos Castro, 7/25 at JUP				
	Most SB..... 3, Ray-Patrick Diddy, 4/28 vs. PMB					
	Most Cons games, HR..... 2, three times, last, Alex Jackson, 5/5-7					
	Longest Hit Streak..... 14, Tyler Neslony, 5/20-6/4					
	Most consecutive at-bats w/ hit..... 6, three times, last, Tyler Neslony, 7/6-7					
	LAST AT-BAT WINS					
	Date	Batter	Game-Winner	Inning	Score	Opponent
	8/30	Braxton Davidson	Carlos Castro	8	5-4	vs. Dunedin Blue Jays
	8/27	Alay Lago	Anfernee Seymour	7	5-4	vs. Daytona Tortugas
	8/4	Alejandro Salazar	Sal Giardina	7	7-4	vs. Bradenton Marauders
7/22	Anfernee Seymour	Matt Gonzalez	15	5-4	vs. St. Lucie Mets	
6/28	Alex Jackson	Austin Riley	10	2-0	at Jupiter Hammerheads	
6/12	Tyler Neslony	Anfernee Seymour	9	2-1	vs. Daytona Tortugas	
5/7	Austin Riley	Omar Obregon	10	3-2	vs. Clearwater Threshers	
4/22	Carlos Castro	Carlos Castro	11	4-3	at Clearwater Threshers	
4/11	Alay Lago	Carlos Castro	8	5-4	vs. Dunedin Blue Jays	
FIRE FROGS RECORDS	COMEBACK WINS (AFTER 6TH)					
	Date	Inning	Score	Final	Opponent	
	8/31	6th	4-3	13-4	vs. Dunedin Blue Jays	
	8/27	7th	4-3	5-4	vs. Daytona Tortugas	
	8/13	8th	5-3	6-5	at Jupiter Hammerheads	
	8/4	7th	4-3	7-4	vs. Bradenton Marauders	
	7/22	15th	4-3	5-4	vs. St. Lucie Mets	
	6/29	7th	1-0	3-1	at Jupiter Hammerheads	
	6/12	9th	1-0	2-1	vs. Daytona Tortugas	
	OPPONENTS	5/11	6th	4-3	7-5	at Lakeland Flying Tigers
4/22		6th	3-2	4-3	at Clearwater Threshers	
MISCELLANEOUS	66 2018 FLORIDA FIRE FROGS MEDIA GUIDE					

HITTING STREAKS (5G OR MORE)					
Player	Dates	Games	Average (H-AB)	HR	RBI
Tyler Neslony	5/20-6/4	14	.389 (21-54)	0	7
Alay Lago	7/13-26	12	.373 (19-51)	0	1
Braxton Davidson	7/26-8/7	10	.368 (14-38)	0	4
Ronald Acuna	4/20-30	10	.364 (16-44)	1	10
Alay Lago	8/24-9/1	9	.375 (12-32)	1	8
Ray-Patrick Didder	7/22-8/6	9	.371 (13-35)	0	4
Anfernee Seymour	7/24-8/6	9	.289 (11-38)	1	2
Anfernee Seymour	8/8-15	8	.571 (16-28)	0	4
Alay Lago	8/4-10	8	.333 (9-27)	0	6
Brett Cumberland	7/21-28	8	.500 (17-34)	0	8
Carlos Castro	7/9-22	8	.321 (9-28)	0	3
Alejandro Salazar	5/20-5/31	8	.385 (10-26)	0	2
Omar Obregon	5/10-25	8	.290 (9-31)	0	2
Jonathan Morales	4/14-22	8	.375 (12-32)	1	4
Alex Jackson	4/7-14	8	.355 (11-31)	3	4
Anfernee Seymour	5/25-6/1	7	.292 (7-24)	0	2
Alay Lago	4/19-28	7	.480 (12-25)	0	6
Alay Lago	8/13-22	6	.423 (11-26)	1	3
Ray-Patrick Didder	8/14-22	6	.348 (8-23)	1	4
Austin Riley	7/4-7/9	6	.320 (8-25)	1	3
Alay Lago	5/20-25	6	.333 (6-18)	0	2
Braxton Davidson	5/3-8	6	.381 (8-21)	1	1
Alex Jackson	4/17-22	6	.407 (11-27)	3	7
Alejandro Salazar	6/30-7/6	6	.348 (8-23)	0	1
Anfernee Seymour	7/1-6	6	.391 (9-23)	0	0
Alejandro Salazar	8/30-9/3	5	.381 (8/21)	0	2
Carlos Castro	8/19-24	5	.474 (9-19)	1	6
Stephen Gaylor	8/9-20	5	.350 (7-20)	0	2
Matt Gonzalez	7/22-26	5	.333 (7-21)	0	0
Alex Jackson	7/16-24	5	.273 (6-22)	0	2
Alejandro Salazar	7/9-15	5	.333 (6-18)	0	2
Tyler Neslony	7/1-7	5	.524 (11-21)	1	1
Carlos Castro	7/2-6	5	.400 (8x20)	1	1
Alay Lago	6/12-22	5	.526 (10-19)	0	3
Alay Lago	6/4-10	5	.421 (8-19)	1	4
Jonathan Morales	5/30-6/5	5	.421 (8-19)	1	3
Anfernee Seymour	5/9-13	5	.476 (10-21)	0	1
Alex Jackson	5/8-12	5	.429 (9-21)	1	7
Austin Riley	5/4-8	5	.500 (10-20)	3	9
Ray-Patrick Didder	5/3-7	5	.304 (7-23)	1	3
Alay Lago	4/30-5/6	5	.333 (6-18)	0	1
Ray-Patrick Didder	4/23-28	5	.316 (6-19)	0	2
Tyler Neslony	4/14-20	5	.412 (7-17)	1	2
Alay Lago	4/11-14	5	.444 (8-18)	0	2
Austin Riley	4/10-14	5	.286 (6-21)	1	5
Carlos Castro	4/8-12	5	.563 (9-16)	0	4

FRONT OFFICE	2017 HITTING MISCELLANEOUS									
	ON-BASE STREAKS (10G OR MORE)									
2018 MANAGER & STAFF	Player	Dates	Games	Average (H-AB)	HR	RBI				
	Anfernee Seymour	7/23-8/15	19	.380 (27-71)	1	6				
	Alex Jackson	4/7-26	18	.347 (26-75)	7	16				
	Brett Cumberland	7/21-8/6	17	.407 (24-59)	0	11				
	Braxton Davidson	7/24-8/10	14	.327 (16-49)	0	4				
	Tyler Neslony	5/20-6/4	14	.389 (21-54)	0	7				
	Alay Lago	7/7-26	13	.352 (19-54)	0	1				
	Anfernee Seymour	5/25-6/9	12	.302 (13-43)	0	4				
	Alay Lago	6/4-22	11	.439 (18-41)	1	7				
	Braxton Davidson	5/1-5/17	11	.294 (10-34)	2	3				
	Ronald Acuna	4/20-5/1	11	.340 (16-47)	1	10				
	Alay Lago	7/31-8/10	10	.313 (10-32)	0	6				
ATLANTA BRAVES	HITTING BREAKDOWN									
	MULTI-HIT GAMES					Infield				
	Player	2	3	4	5	6	Total	Hits	Season High Hits	
	Ronald Acuna	7	2	1	-	-	10	-	4	
	Carlos Castro	22	5	1	1	-	29	4	5	
	Brett Cumberland	7	1	2	-	-	10	1	4	
	Andrew Daniel	1	-	-	-	-	1	-	2	
	Braxton Davidson	16	-	1	-	-	17	6	4	
	Ray-Patrick Didder	24	2	-	-	-	26	17	3	
	Justin Ellison	5	-	-	-	-	5	7	2	
	Kevin Franklin	3	-	-	-	-	3	2	2	
	2018 PLAYER BIOS	Stephen Gaylor	4	-	-	-	-	4	6	2
Sal Giardina		1	-	-	-	-	1	-	2	
Matt Gonzalez		6	-	-	-	-	6	6	2	
Alex Jackson		17	3	1	-	-	21	4	4	
Alay Lago		23	6	-	1	-	31	23	5	
Jonathan Morales		8	5	-	-	-	13	10	3	
J.B. Moss		1	-	-	-	-	1	-	1	
Tanner Murphy		3	-	-	-	-	3	-	2	
Tyler Neslony		8	5	2	-	-	15	3	4	
Wigberto Nevarez		1	-	-	-	-	1	1	2	
Omar Obregon		7	1	-	-	-	8	6	3	
2017 SEASON REVIEW		Austin Riley	13	2	2	-	-	17	6	4
	Alejandro Salazar	14	3	-	-	-	17	15	3	
	Anfernee Seymour	19	3	-	1	-	23	9	4	
	CYCLE WATCH									
	Player	Opponent				Date	Missing			
	Tyler Neslony	St. Lucie Mets				4/15	Triple			
	Alex Jackson	Clearwater Threshers				4/22	Triple			
	Ronald Acuna	Palm Beach Cardinals				4/25	Double			
	Alex Jackson	Charlotte Stone Crabs				7/9	Triple			
	FIRE FROGS RECORDS	PINCH HITTING								
		Player	Average	Hits	At-Bats	HR	RBI			
		Sal Giardina	.000	0	1	0	0			
Jonathan Morales		.000	0	1	0	0				
J.B. Moss		.000	0	2	0	0				
Tyler Neslony		.333	1	3	0	0				
Totals:		.143	1	7	0	0				
OPPONENTS										
	MISCELLANEOUS									

68

2018 FLORIDA FIRE FROGS MEDIA GUIDE

HOME RUN BREAKDOWN

Fire Frogs Solo	43	Opponent Solo	28
Fire Frogs 2-Run	19	Opponent 2-Run	16
Fire Frogs 3-Run	8	Opponent 3-Run	11
Fire Frogs Grand Slam	2	Opponent Grand Slam	1
Fire Frogs Total	72	Opponent Total	56

BACK-TO-BACK HOMERS

Date	Opp.	Inning	Hitters	Opposing Pitcher(s)
7/15	at TAM	T3	Braxton Davidson/Justin Ellison	Dillon Tate
7/9	CHA	B5	Alex Jackson/Austin Riley	Travis Ott
7/3	at BRD	T5	Alay Lago/Tyler Neslony	Pedro Vasquez
5/5	CLR	B1	Austin Riley/Braxton Davidson	Alberto Tirado
4/28	LAK	B5	Austin Riley/Braxton Davidson	Zac Reiningger

MULTI-HOMER GAMES

Player	Date	Opposing Pitcher(s)
Justin Ellison (2)	7/15 at Tampa Yankees	Dillon Tate (1)/Jose Mesa (1)
Alex Jackson (2)	7/9 vs. Charlotte Stone Crabs	Travis Ott (2)
Austin Riley (2)	6/24 vs. Fort Myers Miracle	Brady Anderson (2)
Carlos Castro (3)	5/10 at Daytona Tortugas	Jesus Reyes (2)/Juan Martinez (1)

LEAD-OFF HOMERS

Player	Date	Opp.	Pitcher
Anfernee Seymour	7/31	at DUN	Conor Fisk
Ray-Patrick Didder	7/9	CHA	Travis Ott
Ray-Patrick Didder	4/10	DUN	Conor Fisk

GAME-ENDING HOMERS

Player	Date	Opp.	Pitcher
Alejandro Salazar	8/4	BRD	Geoff Hartlieb

GRAND SLAMS

Player	Date	Opp.	Pitcher
Alejandro Salazar	8/4	BRD	Geoff Hartlieb
Carlos Castro	5/3	at PMB	Junior Fernandez

PINCH-HIT HOMERS

Player	Date	Opp.	Pitcher
--------	------	------	---------

INSIDE-THE-PARK HOMERS

Player	Date	Opp.	Pitcher
--------	------	------	---------

HOME RUN COLLECTION

Player	Solo	2-Run	3-Run	Grand Slam	Total
Ronald Acuna	2	1	-	-	3
Carlos Castro	3	5	1	1	10
Brett Cumberland	1	-	-	-	1
Andrew Daniel	1	-	-	-	1
Braxton Davidson	5	2	-	-	7
Ray-Patrick Didder	5	-	-	-	5
Justin Ellison	2	-	-	-	2
Matt Gonzalez	1	-	-	-	1
Alex Jackson	6	5	3	-	14
Alay Lago	4	2	-	-	6
Jonathan Morales	1	-	1	-	2
Tanner Murphy	1	-	-	-	1
Tyler Neslony	4	-	-	-	4
Wigberto Nevarez	-	1	-	-	1
Austin Riley	6	3	3	-	12
Alejandro Salazar	-	-	-	1	1
Anfernee Seymour	1	-	-	-	1

2017 PITCHING FINAL STATISTICS

PITCHERS	W	L	ERA	G	GS	CG	SHO	SV	SVO	IP	H	R	ER	HR	HB	BB	IBB	SO	BK	WP	AVG
Cabrera, Mauricio	0	0	0.00	2	0	0	0	0	0	3.0	1	0	0	0	1	2	0	3	0	2	.100
*Caicedo, Oriel	2	5	3.58	12	11	1	1	0	0	60.1	61	31	24	2	6	15	1	41	1	6	.256
*Clouse, Corbin	2	0	2.31	25	0	0	0	2	2	35.0	31	13	9	0	0	21	1	46	0	4	.228
Franco, Enderson	6	6	4.13	19	19	0	0	0	0	106.2	107	53	49	9	4	38	2	87	1	3	.262
*Gohara, Luiz	3	1	1.98	7	7	0	0	0	0	36.1	33	8	8	0	0	10	0	39	0	3	.243
Graham, Josh	3	3	4.69	31	0	0	0	1	3	48.0	41	27	25	0	4	18	2	5	0	6	.228
*Harrington, Drew	4	8	4.50	15	14	0	0	0	0	70.0	84	44	35	1	6	22	1	55	0	3	.298
*Hellingner, Jaret	0	0	0.00	1	0	0	0	0	0	2.0	1	0	0	0	0	0	0	0	0	0	.167
*Johnson-Mullins, Chase	1	5	3.07	25	0	0	0	4	5	44.0	44	18	15	2	1	16	0	50	1	3	.251
Krol, Ian	0	0	0.00	1	0	0	0	0	0	2.0	1	0	0	0	1	0	0	1	0	0	.167
Lewis, Taylor	0	1	8.87	16	0	0	0	1	2	23.1	33	23	23	2	2	14	0	21	0	4	.351
*Matthews, Kevin	0	1	9.28	5	1	0	0	0	0	10.2	11	17	11	1	1	13	0	11	0	2	.250
*McCreery, Adam	1	1	2.64	18	0	0	0	5	6	30.2	21	11	9	1	0	23	2	43	0	5	.191
McLaughlin, Sean	4	4	3.97	35	0	0	0	3	6	65.2	66	30	29	2	2	22	2	58	2	5	.272
Medlen, Kris	1	1	3.97	2	2	0	0	0	0	11.1	10	5	5	1	2	4	0	6	0	1	.238
*Minter, A.J.	0	0	1.80	5	0	0	0	0	0	5.0	3	1	1	1	0	0	0	9	0	0	.167
Navarro, Raymar	2	2	3.70	8	3	0	0	0	0	24.1	20	11	10	0	1	12	1	19	0	0	.222
Nevarez, Wigberto	0	0	0.00	1	0	0	0	0	0	0.1	3	0	0	0	0	0	0	0	0	0	.750
*Pike, Tyler	5	2	2.20	12	12	0	0	0	0	69.2	56	21	17	2	1	27	0	68	0	5	.223
Rincon, Junior	1	1	4.84	7	2	0	0	0	0	22.1	28	15	12	2	1	8	0	20	0	3	.292
Roe, Chaz	0	1	27.00	3	1	0	0	0	1	2.0	6	6	6	0	0	2	0	3	0	1	.500
*Rogers, Joe	0	2	6.61	8	3	0	0	0	0	16.1	22	14	12	1	0	11	0	18	0	5	.324
Roney, Bradley	0	2	27.00	3	0	0	0	0	1	2.0	5	8	6	0	1	4	0	3	0	2	.417
Salazar, Carlos	0	0	4.15	4	0	0	0	0	0	4.1	4	5	2	0	0	7	0	5	0	2	.222
*Sanchez, Ricardo	4	12	4.95	22	21	0	0	0	0	100.0	117	65	55	10	3	46	1	101	7	6	.288
Santiago, Andres	2	6	7.19	15	4	0	0	0	1	41.1	52	38	33	4	5	15	1	51	0	6	.302
Sobotka, Chad	1	4	6.75	16	0	0	0	2	6	26.2	32	21	20	3	4	13	1	29	2	7	.314
Toussaint, Touki	3	9	5.04	19	19	0	0	0	0	105.1	101	61	59	8	8	42	3	123	0	10	.245
Watts, Devan	1	0	2.03	19	0	0	0	4	4	26.2	22	6	6	1	2	7	0	34	0	1	.222
Webb, Jacob	2	1	1.74	22	0	0	0	2	2	41.1	29	9	8	1	2	22	3	48	2	2	.203
White, Brandon	0	1	4.32	11	0	0	0	0	2	16.2	15	10	8	2	0	7	2	14	0	1	.238
Winkler, Dan	0	0	0.00	3	0	0	0	0	0	3.0	0	0	0	0	0	2	0	2	0	0	.000
Withrow, Matt	0	1	3.08	6	4	0	0	0	0	26.1	21	9	9	1	1	9	0	21	0	1	.228
Wright, Kyle	0	1	3.18	6	6	0	0	0	0	11.1	8	4	4	0	1	4	0	10	0	0	.205
Team Total	48	81	4.20	129	129	1	11	24	41	1094	1089	584	510	57	60	456	23	1095	16	99	.258

KEY: * - lefthanded pitcher, **BOLD** - MLB rehab assignment, *Italic* - 40-man roster



2017 PITCHING MISCELLANEOUS

Team Pitching

Fewest Runs Allowed, Game	0, 11 times, last, 8/29 vs. DUN (7 innings)
Most Runs Allowed, Game	17, 7/30 at DUN
Most Runs Allowed, Inning	7, three times, last, 8/15 vs. TAM (2nd)
Fewest Hits Allowed, Game	1, 7/13 at LAK (7 innings)
Most Hits Allowed, Game	21, 7/30 at DUN
Most HR Allowed, Game	4, 7/30 at DUN
Most HR Allowed, Inning	2, two times, last, 8/31 at DBT (5th)
Fewest Walks Allowed, Game	0, five times, last, 8/11 at JUP (5 innings)
Most Walks Allowed, Game (9 innings)	9, two times, last, 5/12 at LAK
Most Walks Allowed, Game	9, two times, last, 5/12 at LAK
Most Strikeouts Game (9 innings)	15, 5/9 at DBT
Most Strikeouts, Game	20, two times, last, 7/22 vs. SLU (15 innings)
Fewest Strikeouts, Game	3, three times, last, 8/6 vs. BRD
Most Cons. Scoreless IP	20.0, 5/3-5
Most Wild Pitches, Game	3, six times, last, 8/31 at DBT

Individual Pitching

Longest Win Streak (Starter)	3, four times, last, Enderson Franco, 8/20-30
Longest Win Streak (Reliever)	2, four times, last, Sean McLaughlin, 8/4-13
Longest Losing Streak	8, Touki Toussaint, 4/15-6/19
Most Inn. Pitched (Start)	9.0, Oriel Caicedo, 8/12 at JUP
Shortest Outing (Start)	0.2, Ricardo Sanchez, 8/13 at JUP
Most IP (Reliever)	5.1, Junior Rincon, 8/15 vs. TAM
Most ER (Reliever)	6, three times, last, Kevin Matthews, 7/31 at DUN
Most Hits Allowed (Starter)	12, Drew Harrington, 4/13 at SLU
Fewest Hits, CG (9 inn)	
Fewest Hits, CG	4, Oriel Caicedo, 8/6 vs. BRD (7 innings)
Fewest Walks, CG	0, Oriel Caicedo, 8/6 vs. BRD (7 innings)
Most Walks, Game	6, two times, last, Kevin Matthews, 8/7 at SLU
Most K's, Game (Starter)	11, two times, last, Touki Toussaint, 7/21 vs. SLU
Most K's, Game (Relief)	6, Junior Rincon, 7/23 vs. SLU (3.2 innings)
Most HR Allowed (Game)	2, seven times, last, Chad Sobotka, 7/30 at DUN
Most Cons. Scoreless IP (Start)	15.2, Oriel Caicedo, 8/6-12
Most Cons. Scoreless IP (Relief)	19.2, Corbin Clouse, 5/28-7/16
Most Wild Pitches, Game	3, Oriel Caicedo, 7/16 at TAM

NO-NOS THROUGH 3+

Player	Opponent	Date	Total Length
Oriel Caicedo	at Jupiter Hammerheads	8/12	8.2 (Mason Davis, Single)
Touki Toussaint	vs. St. Lucie Mets	7/21	4.1 (Jeff McNeil, Single)
Anderson Franco	at Lakeland Flying Tigers	5/13	4.1 (Jose Azocar, Single)
Tyler Pike	at Clearwater Threshers	4/22	4.0 (Wilson Garcia, Single)
Anderson Franco	vs. Charlotte Stone Crabs	7/9	3.1 (Brett Sullivan, Single)
Ricardo Sanchez	at Jupiter Hammerheads	7/27	3.0 (Corey Bird, Single)

STARTING PITCHING BREAKDOWN

Pitcher	Starts	QS	W-L	Team Record	Runs IP (AVG)	Run Scored (AVG)	Support (AVG)
Oriel Caicedo	11	3	2-5	4-7	58.1 (5.1)	13 (1.2)	-14 (-1.3)
Enderson Franco	19	8	6-6	9-10	105.2 (5.1)	62 (3.3)	+10 (+0.5)
Luiz Gohara	7	2	3-1	4-3	36.1 (5.0)	20 (2.9)	+12 (+1.7)
Drew Harrington	14	3	4-8	5-9	68.0 (4.2)	26 (1.9)	-17 (-1.2)
Kevin Matthews	1	0	0-1	0-1	4.0 (4.0)	1 (1)	-3 (-3.0)
Kris Medlen	2	1	1-1	1-1	11.1 (5.2)	5 (2.5)	0 (0)
Raymar Navarro	3	1	1-1	2-1	11.2 (3.2)	6 (2.0)	0 (0)
Tyler Pike	12	9	5-2	7-5	69.2 (5.2)	53 (4.4)	+31 (+2.6)
Junior Rincon	2	0	1-1	1-1	10.0 (5.0)	4 (2.0)	-4 (-2.0)
Chaz Roe	1	0	0-0	1-0	1.0 (1.0)	0 (0)	0 (0)
Joe Rogers	3	0	0-2	1-2	10.2 (3.1)	6 (2)	+2 (+0.7)
Ricardo Sanchez	21	3	4-11	7-14	94.1 (4.1)	62 (3.0)	+4 (+0.2)
Andres Santiago	4	1	0-4	0-4	17.0 (4.0)	7 (1.8)	-13 (-3.3)
Touki Toussaint	19	5	3-9	4-15	105.1 (5.1)	40 (2.1)	-18 (-0.9)
Matt Withrow	4	1	0-1	0-4	21.0 (5.0)	7 (1.8)	0 (0)
Kyler Wright	6	0	0-1	2-4	11.1 (1.2)	1 (0.2)	-2 (-0.3)
Totals	129	37	30-53	48-81	628.2 (4.2)	310 (2.4)	-12 (-0.09)

AVG denotes stats while pitcher was in the game

W-L: 18-26

IP: 455.0

H/HR: 441/20

1st Batter Faced/Retired: 273/166 (61%)

Inherited Runners/Scored: 128/57 (45%)

Bullpen Totals

SV-OPP: 24-41

R: 250

BB: 225

ERA: 4.29

ER: 217

SO: 507

Bullpen by Month

Month	W-L	ERA	SV-OP	IP	H	R	ER	BB	SO	HR
April	3-6	5.23	4-8	86.0	96	60	50	51	101	3
May	3-2	3.66	6-8	94.0	85	49	42	50	102	5
June	3-2	2.61	3-4	79.1	73	24	23	19	87	3
July	4-9	5.25	5-11	101.1	97	63	59	56	116	5
August	5-6	3.62	6-9	82.0	76	44	33	40	67	3
September	0-1	4.50	0-1	8.0	5	4	4	7	11	0

Catcher's Information

Catcher	G/GS	CS	SBA	CS%	PB	Inn./ER	ERA	W-L
Brett Cumberland	29/27	9	42	.214	4	230.2/118	4.61	9-18
Alex Jackson	33/33	10	53	.189	4	291.2/123	3.80	12-21
Carlos Martinez	1/1	0	0	N/A	0	7.0/1	1.29	0-1
Jonathan Morales	35/34	7	22	.318	4	281.2/109	3.49	14-20
Tanner Murphy	29/28	11	34	.324	2	221.1/112	4.56	11-17
Wigberto Nevarez	10/6	5	12	.417	5	61.2/44	6.47	2-4
Totals	137/129	42	163	.258	19	1,094.0/510	4.20	48-81

FRONT OFFICE	2017 TEAM MISCELLANEOUS		
	Team Miscellaneous		
2018 MANAGER & STAFF	Longest Winning Streak	4, 5/3 (doubleheader)-5	
	Longest Home Winning Streak.....	2, seven times, last, 8/29-30	
	Longest Road Winning Streak	4, 5/3 (doubleheader)-8	
	Longest Losing Streak.....	9, 7/23-8/1	
	Longest Home Losing Streak	4, four times, last, 8/14-19	
	Longest Road Losing Streak	13, 7/15-8/9	
	Highest Attendance, Home.....	5,515, 7/22 vs. SLU	
	Highest Attendance, Road	6,849, 4/15 at SLU/Dodgertown	
	Lowest Attendance, Home.....	278, 5/23 vs. CLR	
	Lowest Attendance, Road	291, 8/22 at DUN	
ATLANTA BRAVES	Longest Game, Time (9 innings)	3:21, 8/24 at DUN	
	Longest Game, Time	4:45, 7/22 vs. SLU	
	Shortest Game, Time (9 innings).....	2:01, 4/17 at FTM	
	Shortest Game, Time	1:36, 7/9 vs. CHA (7 innings)	
	Longest Game, Innings	15, 7/22 vs. SLU	
	Largest Winning Margin.....	20, 4/25 vs. PMB	
	Largest Losing Margin	16, 7/30 at DUN	
	Best Homestand (By Pct)	800, 8/25-30 vs. DBT (two games)/DUN (three games)	
	Worst Homestand (By Pct)000, 5/15-18 vs. TAM	
	Best Road Trip (By Pct)750, 5/1-4	
2018 PLAYER BIOS	Worst Road Trip (By Pct).....	.000, two times, last, 7/25-8/1 at JUP (three games)/DUN (four games)	
	Most Runners Left On Base	16, 7/22 vs. SLU (15 innings)	
	Most Runners Left On Base (9 innings)	14, 4/16 at SLU	
	Most Errors, Game	4, two times, last, 4/23 at CLR	
	Most Players Used, Game.....	17, 7/22 vs. SLU (15 innings)	
	Fire Frogs Recap		
	Day Games.....	10-7	Scoring First
	Night Games.....	38-74	Opponent Scores First.....
	Double Headers.....	3-3-3	Shutouts
	2017 SEASON REVIEW		
			Opponent Scores 5+
One-Run Games		13-26	
Two-Run Games.....		9-18	Collecting 0-3 Hits
Walk-Offs.....		5-6	Collecting 4-6 Hits
Extra Innings.....		4-6	Collecting 7-9 Hits
Leading After 6		37-12	Collecting 10-12 Hits
Trailing After 6		7-61	Collecting 13+ Hits
Tied After 6		4-8	Out-Hitting Opponent.....
Leading After 7		41-5	Out-Hit by Opponent.....
FIRE FROGS RECORDS	Trailing After 7	3-68	Hits are Equal.....
	Tied After 7	4-7	Hitting a Home Run
	Leading After 8	33-3	Opponent Hits a HR
	Trailing After 8	1-63	
	Tied After 8	3-5	Errorless
	Starter Gets Decision	30-53	Committing One Error.....
	Reliever Gets Decision	18-28	Committing 2+ Errors
	Starter Goes 5+	37-52	Opponent is Errorless.....
	Starter Goes <5	11-29	
	Scoring 0-3 Runs.....	14-56	Monday.....
OPPONENTS	Scoring 4-7 Runs.....	21-23	Tuesday.....
	Scoring 8-10 Runs.....	8-2	Wednesday.....
	Scoring 11+ Runs	5-0	Thursday.....
			Friday.....
			Saturday
			Sunday
	74 2018 FLORIDA FIRE FROGS MEDIA GUIDE		
	MISCELLANEOUS		

FLORIDA STATE LEAGUE HITTER OF THE WEEK

Austin Riley (May 1-7): .462avg/12-for-26/2B, 3 HR, 10 RBI, 5 R, BB

FLORIDA STATE LEAGUE PITCHER OF THE WEEK

Enderson Franco (Aug. 21-27): 1-0, 0.00era, 1g, 1gs, 8.0ip, 5h, 0r, 0er, 2bb, 9so

MID-SEASON ALL-STARs

C Alex Jackson
 INF Carlos Castro
 INF Austin Riley
 OF Tyler Neslony
 OF Braxton Davidson
 LHP Drew Harrington
 LHP Chase Johnson-Mullins
 LHP Tyler Pike
 RHP Devan Watts

FIRE FROGS FIRSTS

First Game	April 6, 2017 vs. Daytona Tortugas
First Pitch	Luiz Gohara (April 6, 2017 vs. Daytonda Tortugas, 6:33 p.m., K)
First Run	Jonathan Morales (4/6/17 vs. DBT, 2nd inning)
First Hit	Jonathan Morales (4/6/17 vs. DBT, 2nd inning)
First Double	Ray-Patrick Didder (4/7/17 vs. DBT, 7th inning)
First Triple	Ronald Acuna (4/7/17 vs. DBT, 5th inning)
First Home Run	Austin Riley (4/7/17 vs. DBT, 3-run, 3rd inning)
First Grand Slam	Carlos Castro (5/3/17 at PMB, 6th inning)
First RBI	Carlos Castro (4/6/17 vs. DBT, 2nd inning)
First Walk	Ray-Patrick Didder (4/6/17 vs. DBT, 3rd inning)
First Strikeout	Ronald Acuna (4/6/17 vs. DBT, 1st inning)
First Hit by Pitch	Carlos Castro (4/8/17 vs. DBT, 1st Inning)
First Stolen Base	Jonathan Morales (4/6/17 vs. DBT, 2nd inning)
First Caught Stealing	Alejandro Salazar (4/7/17 vs. DBT, 5th inning)
First Sacrifice Fly	Ray-Patrick Didder (4/15/17 at SLU, 3rd inning)
First Sacrifice Bunt	Ronald Acuna (4/11/17 vs. Dunedin, 5th inning)
First Error	Jonathan Morales (4/6/17 vs. DBT, 7th inning)
First Cycle	--
First 2-Hit Game	Carlos Castro (4/6/17 vs. DBT)
First 3-Hit Game	Omar Obregon (4/8/17 vs. DBT)
First 4-Hit Game	Austin Riley (4/19/17 at FTM)
First 5-Hit Game	Alay Lago (4/28/17 vs. LAK)
First Inside-the-Park Home Run	--
First 2-Home Run Game	Carlos Castro (5/10/17 at DBT)
First 3-Home Run Game	Carlos Castro (5/10/17 at DBT)
First 2-RBI Game	Carlos Castro (4/9/17 vs. DBT)
First 3-RBI Game	Austin Riley (4/7/17 vs. DBT)
First 4-RBI Game	Alay Lago (4/25/17 vs. PMB)
First 5-RBI Game	Ronald Acuna (4/25/17 vs. PMB)
First Win	Josh Graham (4/7/17 vs. DBT)
First Loss	Andres Santiago (4/6/17 vs. DBT)
First Save	Devan Watts (4/7/17 vs. DBT)
First Complete Game	Oriel Caicedo, 7 innings (8/6/17 vs. BRD)
First Nine-Inning Complete Game	--
First Shutout Win	4/10/17 vs. DUN (4-0)
First No-Hitter	--
First Extra-Inning Game	4/22/17 at Clearwater Threshers (W, 4-3/11 innings)
First Extra-Inning Win	4/22/17 at Clearwater Threshers (W, 4-3/11 innings)
First Walk-Off Win	Austin Riley (5/7/17 vs. CLR, 11th inning single scored Omar Obregon)

FRONT OFFICE	2017 TEAM MISCELLANEOUS	
	OPPONENTS FIRSTS	
2018 MANAGER & STAFF	Opponent First Run.....	Nick Senzel, DBT (4/6/17, 7th inning)
	Opponent First Hit	Gavin LaValley, DBT (4/6/17, 2nd inning)
ATLANTA BRAVES	Opponent First Double	Narcisco Crook, DBT (4/6/17, 5th inning)
	Opponent First Triple	Chris Okey, DBT (4/7/17, 8th inning)
2018 PLAYER BIOS	Opponent First Home Run	Gavin LaValley, DBT (4/9/17, 3rd inning)
	Opponent First Grand Slam	Wilson Garcia, CLR (6/1/17, 3rd inning)
2017 SEASON REVIEW	Opponent First RBI	Alfredo Rodriguez, DBT (4/6/17, 7th inning)
	Opponent First Walk	Chris Okey, DBT (4/6/17, 9th inning)
FIRE FROGS RECORDS	Opponent First Strikeout	Daniel Sweet, DBT (4/6/17, 1st inning)
	Opponent First Hit by Pitch	Shed Long, DBT (4/7/17, 9th inning)
OPPONENTS	Opponent First Stolen Base.....	Daniel Sweet, DBT (4/7/17, 1st inning)
	Opponent First Caught Stealing.....	John Mora, SLU (4/15/17, 3rd inning)
MISCELLANEOUS	Opponent First Sacrifice Fly	Matt Dean, DUN (4/11/17, 6th inning)
	Opponent First Sacrifice Bunt.....	D.J. Davis, DUN (4/10/17, 5th inning)
	Opponent First Error	Alfredo Rodriguez, DBT (4/7/17, 3rd inning)
	Opponent First Cycle	--
	Opponent First 2-Hit Game.....	Narcisco Crook, DBT (4/6/17)
	Opponent First 3-Hit Game.....	Gavin LaValley (4/9/17)
	Opponent First 4-Hit Game.....	Daniel Sweet, DBT (4/9/17)
	Opponent First 5-Hit Game.....	--
	Opponent First Inside-the-Park Home Run	--
	Opponent First 2-Home Run Game	--
	Opponent First 3-Home Run Game	--
	Opponent First Win	Sandy Lugo, DBT (4/6/17)
	Opponent First Loss.....	Jose Lopez, DBT (4/7/17)
	Opponent First Save	Geoff Broussard, DBT (4/6/17)
	Opponent First Complete Game.....	Tyler Brashears (7/9/17, 7 innings)
	Opponent First Nine-Inning Complete Game.....	--
	Opponent First Shutout Win	4/23/17 at CLR (5-0)
	Opponent First No-Hitter	--
	Opponent First Extra-Inning Win.....	6/2/17 at CLR (11 innings, L, 3-2)
	Opponent First Walk-Off Win	Grenny Cumana, CLR (6/2/17 at CLR - 11th-inning home run)

FIRE FROGS RECORDS



ALL-TIMER ROSTER


2017 PITCHER ROSTER		
<i>A (1)</i>		
Acuna, Ronald	OF	2017
<i>C (5)</i>		
Cabrera, Mauricio	RHP	2017
Caicedo, Oriel	LHP	2017
Castro, Carlos	INF	2017
Clouse, Corbin	LHP	2017
Cumberland, Brett	C	2017
<i>D (3)</i>		
Daniel, Andrew	INF	2017
Davidson, Braxton	OF	2017
Didder, Ray-Patrick	OF/INF	2017
<i>E (1)</i>		
Ellison, Justin	OF	2017
<i>F (2)</i>		
Franco, Enderson	RHP	2017
Franklin, Kevin	INF	2017
<i>G (5)</i>		
Gaylor, Stephen	OF	2017
Giardina, Sal	INF	2017
<i>Gohara, Luiz</i>	<i>LHP</i>	2017
Gonzalez, Matt	OF	2017
Graham, Josh	RHP	2017
<i>H (2)</i>		
Harrington, Drew	LHP	2017
Hellinger, Jaret	LHP	2017
<i>J (2)</i>		
Jackson, Alex	C	2017
Johnson-Mullins, Chase	LHP	2017
<i>K (1)</i>		
Krol, Ian	LHP	2017
<i>L (2)</i>		
Lago, Alay	INF	2017
Lewis, Taylor	RHP	2017
<i>M (9)</i>		
Martinez, Carlos	C	2017
Matthews, Kevin	LHP	2017
<i>McCreery, Adam</i>	<i>LHP</i>	2017
McLaughlin, Sean	RHP	2017
Medlen, Kris	RHP	2017
<i>Minter, A.J.</i>	<i>LHP</i>	2017
Morales, Jonathan	C	2017
Moss, J.B.	OF	2017
Murphy, Tanner	C	2017

KEY: * - **BOLD** - MLB rehab assignment
Italic - 40-man roster as of 2/13/2017

<i>N (3)</i>		
Navarro, Raymar	RHP	2017
Neslony, Tyler	OF/INF	2017
Nevarez, Wigberto	C	2017
<i>O (1)</i>		
Obregon, Omar	INF	2017
<i>P (1)</i>		
Pike, Tyler	LHP	2017
<i>R (5)</i>		
Riley, Austin	INF	2017
Rincon, Junior	RHP	2017
Roe, Chaz	RHP	2017
Rogers, Joe	LHP	2017
Roney, Bradley	RHP	2017
<i>S (7)</i>		
Salazar, Alejandro	INF	2017
Salazar, Carlos	RHP	2017
<i>Sanchez, Ricardo</i>	<i>LHP</i>	2017
Santiago, Andrews	RHP	2017
Schwartz, Garrison	OF	2017
Seymour, Anfernee	OF	2017
Sobotka, Chad	RHP	2017
<i>T (1)</i>		
Toussiain, Touki	RHP	2017
<i>W (6)</i>		
Watts, Devan	RHP	2017
Webb, Jacob	RHP	2017
White, Brandon	RHP	2017
Winkler, Dan	RHP	2017
Withrow, Matt	RHP	2017
Wright, Kyle	RHP	2017
<i>MANAGER (2)</i>		
Runge, Paul		2017
Wheeler, Ralph "Rocket"		2017
<i>HITTING COACH (1)</i>		
Mendez, Carlos		2017
<i>PITCHING COACH (1)</i>		
Lewallyn, Dennis		2017
<i>ASSISTANT COACH (1)</i>		
Perez, Tomas		2017
<i>STRENGTH AND CONDITIONING COACH (1)</i>		
Witkowski, Frank		2017
<i>TRAINER (1)</i>		
Comeau, Dave		2017

SINGLE-SEASON HIGHS AND LOWS

TEAM BATTING	HIGH	YEAR(S)	LOW	YEAR(S)
Average	.255	2017		
Runs	505	2017		
Hits	1,081	2017		
Doubles	189	2017		
Triples	30	2017		
Home Runs	72	2017		
RBI	448	2017		
Walks	318	2017		
Strikeouts	1,107	2017		
Stolen Bases	82	2017		
Caught Stealing	75	2017		
At-Bats	4,241	2017		
TEAM PITCHING	HIGH	YEAR(S)	LOW	YEAR(S)
ERA	4.20	2017		
Complete Games	1	2017		
Shutouts	11	2017		
Saves	24	2017		
Innings Pitched	1,094.0	2017		
Hits Allowed	1,089	2017		
Runs Allowed	584	2017		
Earned Runs Allowed	510	2017		
Home Runs Allowed	57	2017		
Hit Batsmen	60	2017		
Walks Allowed	456	2017		
Strikeouts	1,095	2017		
Wild Pitches	99	2017		
Average Against	.258	2017		
GENERAL	HIGH	YEAR(S)	LOW	YEAR(S)
Wins	48	2017		
Losses	81	2017		
Winning Percentage	.372	2017		
Home Wins	25	2017		
Home Losses	34	2017		
Road Wins	23	2017		
Road Losses	47	2017		
Extra-Inning Games	10	2017		
Extra-Inning Wins	4	2017		
Extra-Inning Losses	6	2017		
One-Run Games	39	2017		
One-Run Wins	13	2017		
One-Run Losses	26	2017		
Comeback Wins	9	2017		
Last At-Bat Wins	9	2017		
Errors	144	2017		

FRONT OFFICE	SINGLE-SEASON INDIVIDUAL RECORDS			
	INDIVIDUAL BATTING		PLAYER	YEAR
	Average	.303*	Alay Lago	2017
	Games	118	Ray-Patrick Didder	2017
	At-Bats	418	Ray-Patrick Didder	2017
	Runs	51	Ray-Patrick Didder	2017
2018 MANAGER & STAFF	Hits	126	Alay Lago	2017
	Doubles	20	Alay Lago	2017
	Triples	5	Ronald Acuna/Ray-Patrick Didder	2017
	Home Runs	14	Alex Jackson	2017
	RBI	58	Carlos Castro	2017
	Walks	66	Braxton Davidson	2017
	Strikeouts	155	Braxton Davidson	2017
	Stolen Bases	25	Ray-Patrick Didder	2017
	Caught Stealing	17	Anfernee Seymour	2017
	Slugging Percentage	.421	Carlos Castro	2017
ATLANTA BRAVES	On-Base Percentage	.342	Alay Lago	2017
	INDIVIDUAL PITCHING		PLAYER	YEAR
2018 PLAYER BIOS	Wins	6	Enderson Franco	2017
	Losses	12	Ricardo Sanchez	2017
	ERA	4.13	Enderson Franco	2017
	Games	35	Sean McLaughlin	2017
	Games Started	21	Ricardo Sanchez	2017
	Complete Games	1	Oriel Caicedo	2017
	Shutouts	1#	Oriel Caicedo	2017
	Saves	5	Adam McCreery	2017
	Innings Pitched	106.2	Enderson Franco	2017
	Hits Allowed	117	Ricardo Sanchez	2017
2017 SEASON REVIEW	Runs Allowed	65	Ricardo Sanchez	2017
	ER Allowed	59	Touki Toussaint	2017
	Home Runs Allowed	10	Ricardo Sanchez	2017
	Hit Batters	8	Touki Toussaint	2017
	Walks	46	Ricardo Sanchez	2017
	Strikeouts	123	Touki Toussaint	2017
	Wild Pitches	10	Touki Toussaint	2017
FIRE FROGS RECORDS	* Led Florida State League			
	# Tied for league lead			
OPPONENTS				
MISCELLANEOUS				

THE LAST TIME A FIRE FROGS OFFENSE...

Scored 15+ Runs.....	17, 5/5/2017 vs. Clearwater Threshers
Scored 10+ Runs.....	13, 8/30/2017 vs. Dunedin Blue Jays
Scored 5+ Runs In An Inning.....	9 (8th inning), 8/30/2017 vs. Dunedin Blue Jays
Had 20+ Hits.....	24, 4/28/2017 vs. Lakeland Flying Tigers
Had 3+ Home Runs.....	4, 7/9/2017 vs. Charlotte Stone Crabs
Hit Back-To-Back Home Runs.....	7/15/2017 (Braxton Davidson and Justin Elliston - Top 3) at Tampa Yankees
Hit Back-To-Back-To-Back HR.....	Never
Had 3+ Triples.....	Never
Had 5+ Doubles.....	6, 8/4/2017 vs. Bradenton Marauders
Had 10+ Walks.....	Never
Stole 5+ Bases.....	5, 4/11/2017 vs. Dunedin Blue Jays
Had Less Than 2 Strikeouts.....	Never
Was Shut Out.....	9/3/2017 at Daytona Tortugas
Was Shut Out In Back-To-Back Games.....	5/18/2017 (0-1 vs. Tampa Yankees) and 5/19/2017 (0-8 at Palm beach Cardinals)

THE LAST TIME A FIRE FROGS PITCHING STAFF...

Held Opponent To 1 Hit.....	1, 7/13/2017 at Lakeland Flying Tigers (7 innings)
Struck Out 20+ Batters.....	20, 7/22/2017 vs. St. Lucie Mets (15 innings)
Struck Out 15+ Batters.....	18, 7/26/2017 at Jupiter Hammerheads
Did Not Issue A Walk.....	8/11/2017 at Jupiter Hammerheads (5 innings)
Shut Out An Opponent.....	8/29/2017 vs. Dunedin Blue Jays (7 innings)
Recorded Back-To-Back Shutouts.....	5/3/2017 (5-0, 7 innings) and 5/4/2017 (3-0) at Palm Beach Cardinals

THE LAST TIME A FIRE FROGS DEFENSE...

Turned A Triple Play.....	Never
Had 3+ Errors.....	3, 8/31/2017 at Daytona Tortugas
Surrendered an Inside-The-Park Home Run.....	Never

THE LAST TIME A FIRE FROGS BATTER HAD...

The Cycle.....	Never
5+ At-Bats.....	Stephen Gaylor and Alay Lago (5), 9/1/2017 at Daytona Tortugas
5+ Hits.....	Carlos Castro (5), 5/10/2017 at Daytona Tortugas
2+ Hits In An Inning.....	Carlos Castro and Braxton Davidson (2 - 8th inning), 8/30/2017 vs. Dunedin Blue Jays
3+ Runs.....	Stephen Gaylor (3), 8/30/2017 vs. Dunedin Blue Jays
2+ Doubles.....	Brett Cumberland (2), 8/20/2017 vs. Jupiter Hammerheads
2+ Triples.....	Anfernee Seymour (2), 8/14/2017 vs. Tampa Yankees
A Grand Slam.....	Alejandro Salazar, 8/4/2017 vs. Bradenton Marauders
3+ Home Runs.....	Carlos Castro (3), 5/10/2017 at Daytona Tortugas
2+ Home Runs.....	Justin Elliston (2), 7/15/2017 at Tampa Yankees
Inside-The-Park Home Run.....	Never
Pinch-Hit Home Run.....	Never
5+ RBIs.....	Carlos Castro (8), 5/10/2017 vs. Daytona Tortugas
10+ Total Bases.....	Carlos Castro (14), 5/10/2017 vs. Daytona Tortugas
3+ Walks.....	Braxton Davidson (3), 9/1/2017 at Daytona Tortugas
3+ Stolen Bases.....	Ray-Patrick Diddy (3), 4/28/2017 vs. Palm Beach Cardinals
A Steal Of Home.....	Never
Leadoff Home Run.....	Anfernee Seymour, 7/31/2017 at Dunedin Blue Jays
Walk-Off Home Run.....	Alejandro Salazar (Grand Slam), 8/4/2017 vs. Bradenton Marauders
Walk-Off Hit.....	Alay Lago (2-run single/7th inning), 8/27/2017 vs. Daytona Tortugas

THE LAST TIME A FIRE FROGS PITCHER HAD...

A Perfect Game.....	Never
A No-Hitter.....	Never
A 9-Inning Complete Game.....	Never
A Complete-Game Shutout.....	Oriel Caicedo (7 innings), 8/6/2017 vs. Bradenton Marauders
2 Consecutive Complete Games.....	Never
A 1-Hitter.....	Never
10+ Strikeouts.....	Touki Toussaint (11), 7/21/2017 vs. St. Lucie Mets

FRONT OFFICE

2018 MANAGER & STAFF

ATLANTA BRAVES

2018 PLAYER BIOS

2017 SEASON REVIEW

FIRE FROGS RECORDS

OPPONENTS

MISCELLANEOUS

YEARLY BATTING LEADERS

YEAR	Average	Games	At-Bats	Runs
2017	Alay Lago - .303	Ray-Patrick Diddy - 118	Ray-Patrick Diddy - 418	Ray-Patrick Diddy - 51

YEAR	Hits	Doubles	Triples	Home Runs
2017	Alay Lago - 126	Alay Lago - 20	Ronald Acuna - 5 Ray-Patrick Diddy - 5	Alex Jackson - 14

YEAR	Runs Batted In	Walks	Strikeouts	Stolen Bases
2017	Carlos Castro - 58	Braxton Davidson - 66	Braxton Davidson - 155	Ray-Patrick Diddy - 25

SINGLE-SEASON BATTING LEADERS

Batting Average (min. 300 AB)			Games		At-Bats			
Player	Avg.	Year	Player	No.	Year	Player	No.	Year
Alay Lago	.303*	2017	Ray-Patrick Diddy	118	2017	Ray-Patrick Diddy	418	2017
Carlos Castro	.283	2017	Alay Lago	113	2017	Alay Lago	416	2017
Anfernee Seymour	.280	2017	Braxton Davidson	111	2017	Alejandro Salazar	385	2017
Austin Riley	.252	2017	Alejandro Salazar	108	2017	Braxton Davidson	362	2017
Alejandro Salazar	.247	2017	Carlos Castro	96	2017	Carlos Castro	361	2017

Runs			Hits			Doubles		
Player	No.	Year	Player	No.	Year	Player	No.	Year
Ray-Patrick Diddy	51	2017	Alay Lago	126	2017	Alay Lago	20	2017
Alay Lago	47	2017	Carlos Castro	102	2017	Carlos Castro	18	2017
Anfernee Seymour	45	2017	Ray-Patrick Diddy	96	2017	Ray-Patrick Diddy	17	2017
Austin Riley	43	2017	Alejandro Salazar	95	2017	Alex Jackson	17	2017
2 tied at 41	41	2017	Anfernee Seymour	86	2017	Tyler Neslony	17	2017

Triples			Home Runs			Runs Batted In		
Player	No.	Year	Player	No.	Year	Player	No.	Year
Ronald Acuna	5	2017	Alex Jackson	14	2017	Carlos Castro	58	2017
Ray-Patrick Diddy	5	2017	Austin Riley	12	2017	Austin Riley	47	2017
Alay Lago	4	2017	Carlos Castro	10	2017	Alay Lago	46	2017
Anfernee Seymour	4	2017	Braxton Davidson	7	2017	Alex Jackson	45	2017
4 tied at 2	2	2017	Alay Lago	6	2017	Ray-Patrick Diddy	44	2017

Walks			Strikeouts			Stolen Bases		
Player	No.	Year	Player	No.	Year	Player	No.	Year
Braxton Davidson	66	2017	Braxton Davidson	155	2017	Ray-Patrick Diddy	25	2017
Ray-Patrick Diddy	44	2017	Ray-Patrick Diddy	123	2017	Anfernee Seymour	17	2017
Anfernee Seymour	28	2017	Carlos Castro	92	2017	Ronald Acuna	14	2017
Austin Riley	23	2017	Anfernee Seymour	89	2017	Alay Lago	6	2017
2 tied at 22	22	2017	Alejandro Salazar	75	2017	Alejandro Salazar	5	2017

*Led Florida State League

YEARLY PITCHING LEADERS				
YEAR	Wins	Losses	ERA (min. 112 IP)	Games
2017	Anderson Franco - 6	Ricardo Sanchez - 12	Anderson Franco - 4.13#	Sean McLaughlin - 35
YEAR	Saves	Innings-Pitched	Runs	Earned Runs
2017	Adam McCreery - 5	Anderson Franco - 106.2	Ricardo Sanchez - 65	Touki Toussaint - 59
YEAR	Walks	Strikeouts	Complete Games	Shutouts
2017	Ricardo Sanchez - 46	Touki Toussaint - 123	Oriel Caicedo - 1	Oriel Caicedo - 1*

* Led Florida State League

#Franco pitched in just 106.2 innings in 2017

SINGLE-SEASON PITCHING LEADERS

Wins			Losses			ERA (min 112 IP)		
Player	No.	Year	Player	No.	Year	Player	ERA	Year
Anderson Franco	6	2017	Ricardo Sanchez	12	2017	N/A		
Tyler Pike	5	2017	Touki Toussaint	9	2017			
Drew Harrington	4	2017	Drew Harrington	8	2017			
Sean McLaughlin	4	2017	Anderson Franco	6	2017			
Ricardo Sanchez	4	2017	Andres Santiago	6	2017			

Games			Saves			Innings Pitched		
Player	No.	Year	Player	No.	Year	Player	No.	Year
Sean McLaughlin	35	2017	Adam McCreery	5	2017	Anderson Franco	106.2	2017
Josh Graham	31	2017	Chase Johnson-Mullins	4	2017	Touki Toussaint	105.1	2017
Corbin Clouse	25	2017	Devan Watts	4	2017	Ricardo Sanchez	100.0	2017
Chase Johnson-Mullins	25	2017	Sean McLaughlin	3	2017	Drew Harrington	70.0	2017
2 tied at 22	22	2017	3 tied at 2	2	2017	Tyler Pike	69.2	2017

Runs			Earned Runs			Walks		
Player	No.	Year	Player	No.	Year	Player	No.	Year
Ricardo Sanchez	65	2017	Touki Toussaint	59	2017	Ricardo Sanchez	46	2017
Touki Toussaint	61	2017	Ricardo Sanchez	55	2017	Touki Toussaint	42	2017
Anderson Franco	53	2017	Anderson Franco	49	2017	Anderson Franco	38	2017
Drew Harrington	44	2017	Drew Harrington	35	2017	Tyler Pike	27	2017
Andres Santiago	38	2017	Andres Santiago	33	2017	Adam McCreery	23	2017

Strikeouts			Complete Games			Shutouts		
Player	No.	Year	Player	No.	Year	Player	No.	Year
Touki Toussaint	123	2017	Oriel Caicedo	1	2017	Oriel Caicedo	1#	2017
Ricardo Sanchez	101	2017						
Anderson Franco	87	2017						
Tyler Pike	68	2017						
Sean McLaughlin	58	2017						

Tied For Florida State League Lead

CAREER BATTING LEADERS

Games			At-Bats			Runs		
Player	No.	Year	Player	No.	Year	Player	No.	Year
Ray-Patrick Didder	118	2017	Ray-Patrick Didder	418	2017	Ray-Patrick Didder	51	2017
Alay Lago	113	2017	Alay Lago	416	2017	Alay Lago	47	2017
Braxton Davidson	111	2017	Alejandro Salazar	385	2017	Anfernee Seymour	45	2017
Alejandro Salazar	108	2017	Braxton Davidson	362	2017	Austin Riley	43	2017
Carlos Castro	96	2017	Carlos Castro	361	2017	2 tied at 41	41	2017

Hits			Doubles			Triples		
Player	No.	Year	Player	No.	Year	Player	No.	Year
Alay Lago	126	2017	Alay Lago	20	2017	Ronald Acuna	5	2017
Carlos Castro	102	2017	Carlos Castro	18	2017	Ray-Patrick Didder	5	2017
Ray-Patrick Didder	96	2017	Ray-Patrick Didder	17	2017	Alay Lago	4	2017
Alejandro Salazar	95	2017	Alex Jackson	17	2017	Anfernee Seymour	4	2017
Anfernee Seymour	86	2017	Tyler Neslony	17	2017	4 tied at 2	2	2017

Home Runs			Grand Slams			Runs Batted In		
Player	No.	Year	Player	No.	Year	Player	No.	Year
Alex Jackson	14	2017	Carlos Castro	1	2017	Carlos Castro	58	2017
Austin Riley	12	2017	Alejandro Salazar	1	2017	Austin Riley	47	2017
Carlos Castro	10	2017				Alay Lago	46	2017
Braxton Davidson	7	2017				Alex Jackson	45	2017
Alay Lago	6	2017				Ray-Patrick Didder	44	2017

Walks			Strikeouts			Stolen Bases		
Player	No.	Year	Player	No.	Year	Player	No.	Year
Braxton Davidson	66	2017	Braxton Davidson	155	2017	Ray-Patrick Didder	25	2017
Ray-Patrick Didder	44	2017	Ray-Patrick Didder	123	2017	Anfernee Seymour	17	2017
Anfernee Seymour	28	2017	Carlos Castro	92	2017	Ronald Acuna	14	2017
Austin Riley	23	2017	Anfernee Seymour	89	2017	Alay Lago	6	2017
2 tied at 22	22	2017	Alejandro Salazar	75	2017	Alejandro Salazar	5	2017



CAREER PITCHING LEADERS								
Wins			Losses			ERA (min 112 IP)		
Player	No.	Year	Player	No.	Year	Player	ERA	Year
Enderson Franco	6	2017	Ricardo Sanchez	12	2017	N/A		
Tyler Pike	5	2017	Touki Toussaint	9	2017			
Drew Harrington	4	2017	Drew Harrington	8	2017			
Sean McLaughlin	4	2017	Enderson Franco	6	2017			
Ricardo Sanchez	4	2017	Andres Santiago	6	2017			
Games			Saves			Innings Pitched		
Player	No.	Year	Player	No.	Year	Player	No.	Year
Sean McLaughlin	35	2017	Adam McCreery	5	2017	Enderson Franco	106.2	2017
Josh Graham	31	2017	Chase Johnson-Mullins	4	2017	Touki Toussaint	105.1	2017
Corbin Clouse	25	2017	Devan Watts	4	2017	Ricardo Sanchez	100.0	2017
Chase Johnson-Mullins	25	2017	Sean McLaughlin	3	2017	Drew Harrington	70.0	2017
2 tied at 22	22	2017	3 tied at 2	2	2017	Tyler Pike	69.2	2017
Runs			Earned Runs			Walks		
Player	No.	Year	Player	No.	Year	Player	No.	Year
Ricardo Sanchez	65	2017	Touki Toussaint	59	2017	Ricardo Sanchez	46	2017
Touki Toussaint	61	2017	Ricardo Sanchez	55	2017	Touki Toussaint	42	2017
Enderson Franco	53	2017	Enderson Franco	49	2017	Enderson Franco	38	2017
Drew Harrington	44	2017	Drew Harrington	35	2017	Tyler Pike	27	2017
Andres Santiago	38	2017	Andres Santiago	33	2017	Adam McCreery	23	2017
Strikeouts			Complete Games			Shutouts		
Player	No.	Year	Player	No.	Year	Player	No.	Year
Touki Toussaint	123	2017	Oriel Caicedo	1	2017	Oriel Caicedo	1	2017
Ricardo Sanchez	101	2017						
Enderson Franco	87	2017						
Tyler Pike	68	2017						
Sean McLaughlin	58	2017						



YEAR-BY-YEAR MISCELLANEOUS

YEAR-BY-YEAR ATTENDANCE				
YEAR	ATTENDANCE (FSL RANK)	OPENINGS	AVERAGE (FSL RANK)	CUMULATIVE TOTAL
2017	57,324 (10)	53	1,082 (8)	57,324
TOTAL	57,324	53	1,082	--

YEAR-BY-YEAR ATTENDANCE

YEAR	ATTENDANCE (FSL RANK)	OPENINGS	AVERAGE (FSL RANK)	CUMULATIVE TOTAL
2017	57,324 (10)	53	1,082 (8)	57,324
TOTAL	57,324	53	1,082	--

YEAR-BY-YEAR RESULTS

YEAR	PARENT CLUB	W-L	PCT.	FINISH	MANAGER(S)
2017	Atlanta Braves	48-81	.372	6	Paul Runge/Ralp "Rocket" Wheeler
TOTAL		48-81	.372		

OPENING DAY LINEUPS

2017	4/6 vs. DBT (L, 3-1)
Ray-Patrick Didder	CF
Ronald Acuna	RF
Austin Riley	3B
Alex Jackson	DH
Jonathan Morales	C
Braxton Davidson	LF
Carlos Castro	1B
Alay Lago	2B
Alejandro Salazar	SS
Luiz Gohara	LHP

HOME OPENER LINEUPS

2017	4/6 vs. DBT (L, 3-1)
Ray-Patrick Didder	CE
Ronald Acuna	RF
Austin Riley	3B
Alex Jackson	DH
Jonathan Morales	C
Braxton Davidson	LF
Carlos Castro	1B
Alay Lago	2B
Alejandro Salazar	SS
Luiz Gohara	LHP

MONTHLY RECORDS

2017	APRIL	MAY	JUNE	JULY	AUGUST	SEPTEMBER
Record	10-14	12-17	7-14	7-18	12-16	0-2
Batting	.269	.262	.226	.253	.260	.222
Pitching	4.09	4.26	4.17	4.98	3.46	3.94
Attendance	13,756	7,793	4,564	22,157	8,076	-
Openings	13	16	7	9	11	-
Average	1.058	487	652	2,462	734	-

BOLD denotes monthly best/worst

ALL-TIME DOUBLEHEADERS

OPP	DATE	SCORES	
at Palm Beach Cardinals	5/3/2017	W, 8-1	W, 5-0
vs. Clearwater Threshers	5/25/2017	L, 8-1	L, 8-1
vs. St. Lucie Mets	6/4/2017	L, 5-4	L, 4-2
at Lakeland Flying Tigers	7/13/2017	L, 2-1	W, 2-0
vs. Bradenton Marauders	8/4/2017	W, 7-4	W, 3-0
vs. Bradenton Marauders	8/6/2017	L, 5-1	W, 3-0
at Jupiter Hammerheads	8/10/2017	W, 4-2	W, 5-1
vs. Dunedin Blue Jays	8/29/2017	L, 4-6	W, 1-0
at Daytona Tortugas	8/31/2017	L, 7-2	L, 8-3

ALL-TIME RECORD: 3-3-3

HOME: 1-2-2

ROAD: 2-1-1

ALL-TIME COMPLETE GAMES

DATE	OPPONENT	PITCHER	IP	H	R	ER	BB	K	RESULT
8/6/2017	vs. Bradenton Marauders	Oriel Caicedo	7.0	4	0	0	0	3	W, 5-0

ALL-TIME MULTI-HOME RUN GAMES

DATE	OPPONENT	PLAYER	INNING(S)	OPPOSING PITCHER(S)
7/15/2017	at Tampa Yankees	Justin Ellison	3rd/9th	Dillon Tate/Jose Mesa
7/9/2017	vs. Charlotte Stone Crabs	Alex Jackson	1st/5th	Travis Ott
6/24/2017	vs. Fort Myers Miracle	Austin Riley	1st/3rd	Brady Anderson
5/10/2017	at Daytona Tortugas	Carlos Castro	2nd/3rd/5th	Jesus Reyes (2)/Juan Martinez

MOST MULTI-HOME RUN GAMES IN A SEASON

PLAYER	NO.	YEAR
Carlos Castro	1	2017
Justin Ellison	1	2017
Alex Jackson	1	2017
Austin Riley	1	2017

MOST MULTI-HOME RUN GAMES IN A CAREER

PLAYER	NO.	YEAR
Carlos Castro	1	2017
Justin Ellison	1	2017
Alex Jackson	1	2017
Austin Riley	1	2017

ALL-TIME BACK-TO-BACK HOME RUNS

DATE	OPPONENT	INNING	PLAYERS	OPPOSING PITCHER
7/15/2017	at Tampa Yankees	T3	Braxton Davidson/Justin Ellison	Dillon Tate
7/9/2017	vs. Charlotte Stone Crabs	B5	Alex Jackson/Austin Riley	Travis Ott
7/3/2017	at Bradenton Marauders	T5	Alay Lago/Tyler Neslony	Pedro Vasquez
5/5/2017	vs. Clearwater Threshers	B1	Austin Riley/Braxton Davidson	Alberto Tirado
4/28/2017	vs. Lakeland Flying Tigers	B5	Austin Riley/Braxton Davidson	Zach Reiningar

ALL-TIME GRAND SLAMS

DATE	OPPONENT	INNING	PLAYER	OPPOSING PITCHER
8/4/2017	vs. Bradenton Marauders	B7	Alejandro Salazar	Geoff Hartlieb
5/3/2017	at Palm Beach Cardinals	T6	Carlos Castro	Junior Fernandez

ALL-TIME LEAD-OFF HOME RUNS

Player	Date	Opp.	Pitcher
Anfernee Seymour	7/31/2017	at Dunedin Blue Jays	Conor Fisk
Ray-Patrick Diddy	7/9/2017	vs. Charlotte Stone Crabs	Travis Ott
Ray-Patrick Diddy	4/10/2017	vs. Dunedin Blue Jays	Conor Fisk

ALL-TIME WALK-OFF HOME RUNS

Player	Date	Opp.	Pitcher
Alejandro Salazar	8/4/2017	vs. Bradenton Marauders (B7)	Geoff Hartlieb

MONTHLY HOME RUN BREAKDOWN

YEAR	APRIL	MAY	JUNE	JULY	AUGUST	SEPTEMBER	TOTAL
2017	20	19	8	16	9	0	72
	20	19	8	16	9	0	72

ALL-TIME ALL-STAR GAME APPEARANCES

2017 (LAKELAND)

PLAYER	POSITION
Carlos Castro	INF
Braxton Davidson	OF
Drew Harrington	LHP
Alex Jackson	C
Chase Johnson-Mullins	LHP
Tyler Neslony	OF
Tyler Pike	LHP
Austin Riley	INF
Devan Watts	RHP

YEARLY AWARDS

HITTER OF THE WEEK

PLAYER	DATES
Austin Riley.....	5/7-7/2017

PITCHER OF THE WEEK

PLAYER	DATES
Enderson Franco.....	8/21-27/2017

FRONT OFFICE	FIRE FROGS DAILY HISTORY			
	APRIL 6 (0-1)			
	YEAR RESULT	OPPONENT	FIRE FROGS DECISION(S)	NOTEABLE
	2017 L, 3-1	vs. Daytona Tortugas	L: Andres Santiago (0-1)	Jonathan Morales picked up the first hit and stole the first base in franchise history in the third inning.
2018 MANAGER & STAFF	APRIL 7 (1-0)			
	YEAR RESULT	OPPONENT	FIRE FROGS DECISION(S)	NOTEABLE
	2017 W, 5-4	vs. Daytona Tortugas	W: Josh Graham (1-0) SV: Devan Watts (1)	Austin Riley's three-run home run in the third inning capped off a four-run frame for the franchise's first long ball.
	APRIL 8 (1-0)			
ATLANTA BRAVES	YEAR RESULT	OPPONENT	FIRE FROGS DECISION(S)	NOTEABLE
	2017 W, 4-1	vs. Daytona Tortugas	W: Drew Harrington (1-0) SV: Sean McLaughlin (1)	Florida scored three runs in the first to jump out to an early, three-run advantage.
	APRIL 9 (0-1)			
	YEAR RESULT	OPPONENT	FIRE FROGS DECISION(S)	NOTEABLE
2018 PLAYER BIOS	2017 L, 14-5	vs. Daytona Tortugas	L: Ricardo Sanchez (0-1)	
	APRIL 10 (1-0)			
	YEAR RESULT	OPPONENT	FIRE FROGS DECISION(S)	NOTEABLE
	2017 W, 4-0	vs. Dunedin Blue Jays	W: Touki Toussaint (1-0)	Ray-Patrick Didder homered on the third pitch of the game from Conor Fisk for the franchise's first lead-off home run.
2017 SEASON REVIEW	APRIL 11 (1-0)			
	YEAR RESULT	OPPONENT	FIRE FROGS DECISION(S)	NOTEABLE
	2017 W, 5-4	vs. Dunedin Blue Jays	W: Jacob Webb (1-0)	Alay Lago's RBI single in the eighth inning drove home Carlos Castro to break a 4-4 tie.
	APRIL 12 (0-1)			
FIRE FROGS RECORDS	YEAR RESULT	OPPONENT	FIRE FROGS DECISION(S)	NOTEABLE
	2017 L, 11-5	vs. Dunedin Blue Jays	L: Tyler Pike (0-1)	Carlos Castro became the first Fire Frogs player with a five-game hitting streak with a 2-for-3 night at the plate.
	APRIL 13 (0-1)			
	YEAR RESULT	OPPONENT	FIRE FROGS DECISION(S)	NOTEABLE
OPPONENTS	2017 L, 6-2	at St. Lucie Mets	L: Drew Harrington (1-1)	
	APRIL 14 (0-1)			
	YEAR RESULT	OPPONENT	FIRE FROGS DECISION(S)	NOTEABLE
	2017 L, 7-3	at St. Lucie Mets	L: Josh Graham (1-1)	
MISCELLANEOUS	APRIL 15 (0-1)			
	YEAR RESULT	OPPONENT	FIRE FROGS DECISION(S)	NOTEABLE
	2017 L, 9-5	at St. Lucie Mets	L: Touki Toussaint (1-1)	Tyler Neslony fell a triple shy of the cycle in a contest at Holman Stadium for Jackie Robinson Day.
	APRIL 16 (1-0)			
	YEAR RESULT	OPPONENT	FIRE FROGS DECISION(S)	NOTEABLE
	2017 W, 10-1	at St. Lucie Mets	W: Luiz Gohara (1-0)	The Fire Frogs scored a run in the first, three runs in the second, and added two more tallies in the third to avoid their first sweep.
	APRIL 17 (0-1)			
	YEAR RESULT	OPPONENT	FIRE FROGS DECISION(S)	NOTEABLE
	2017 L, 2-1	at Fort Myers Miracle	L: Andres Santiago (0-2)	Ronald Acuna belted his first home run of the season off the scoreboard at Hammond Stadium in the ninth inning for the only run of the game for Florida.
	APRIL 18 (1-0)			
	YEAR RESULT	OPPONENT	FIRE FROGS DECISION(S)	NOTEABLE
	2017 W, 5-4	at Fort Myers Miracle	W: Drew Harrington (2-1) SV: Devan Watts (2)	Carlos Castro's RBI double in the top of the ninth scored Austin Riley to break a 4-4 tie.
	APRIL 19 (0-1)			
	YEAR RESULT	OPPONENT	FIRE FROGS DECISION(S)	NOTEABLE
	2017 L, 10-3	at Fort Myers Miracle	L: Ricardo Sanchez (0-2)	
	APRIL 20 (0-1)			
	YEAR RESULT	OPPONENT	FIRE FROGS DECISION(S)	NOTEABLE
	2017 L, 8-3	at Fort Myers Miracle	L: Touki Toussaint (1-2)	
	APRIL 21 (1-0)			
	YEAR RESULT	OPPONENT	FIRE FROGS DECISION(S)	NOTEABLE
	2017 W, 3-1	at Clearwater Threshers	W: Luiz Gohara (2-0)	Luiz Gohara tossed seven shutout frames while striking out seven in the victory.
	APRIL 22 (1-0)			
	YEAR RESULT	OPPONENT	FIRE FROGS DECISION(S)	NOTEABLE
	2017 W, 4-3 (11)	at Clearwater Threshers	W: Corbin Clouse (1-0)	Carlos Castro led off the top of the 11th with a solo shot onto the berm in left field at Spectrum Field...Tyler Pike became the first Fire Frogs pitcher to collect 10+ strikeouts in a game...Pike, Chase Johnson-Mullins (1), Jacob Webb (5) and Corbin Clouse (3) combined for 20 strikeouts.
88 2018 FLORIDA FIRE FROGS MEDIA GUIDE				

APRIL 23 (0-1)

YEAR RESULT	OPPONENT	FIRE FROGS DECISION(S)	NOTEABLE
2017 L, 5-0	at Clearwater Threshers	L: Bradley Roney (0-1)	Starter Drew Harrington held Clearwater the just three hits in seven shutout frames.

APRIL 25 (1-0)

YEAR RESULT	OPPONENT	FIRE FROGS DECISION(S)	NOTEABLE
2017 W, 22-2	vs. Palm Beach Cardinals	W: Ricardo Sanchez (1-2)	Florida erupted for 10 runs in the first inning.

APRIL 26 (0-1)

YEAR RESULT	OPPONENT	FIRE FROGS DECISION(S)	NOTEABLE
2017 L, 9-8	vs. Palm Beach Cardinals	L: Bradley Roney (0-2)	Alex Jackson extended his on-base streak to 18 games with an RBI double in the third inning to give the Fire Frogs a 3-2 lead.

APRIL 27 (0-1)

YEAR RESULT	OPPONENT	FIRE FROGS DECISION(S)	NOTEABLE
2017 L, 4-2	vs. Palm Beach Cardinals	L: Chase Johnson-Mullins (0-1)	

APRIL 28 (1-0)

YEAR RESULT	OPPONENT	FIRE FROGS DECISION(S)	NOTEABLE
2017 W, 18-0	vs. Lakeland Flying Tigers	W: Tyler Pike (1-0)	Florida, again, got out to a fast start with 10 runs in the opening frame. Austin Riley and Braxton Davidson connected for back-to-back home runs in the fifth for the first time in team history.

APRIL 29 (0-1)

YEAR RESULT	OPPONENT	FIRE FROGS DECISION(S)	NOTEABLE
2017 L, 2-1	vs. Lakeland Flying Tigers	L: Drew Harrington (2-2)	

APRIL 30 (0-1)

YEAR RESULT	OPPONENT	FIRE FROGS DECISION(S)	NOTEABLE
2017 L, 7-0	vs. Lakeland Flying Tigers	L: Ricardo Sanchez (1-3)	Ronald Acuna singled in the first to extend his hitting streak to 10 games.

MAY 3 (2-0)

YEAR RESULT	OPPONENT	FIRE FROGS DECISION(S)	NOTEABLE
2017 W, 8-1 (7)	at Palm Beach Cardinals	W: Luiz Gohara (3-0)	Carlos Castro slugged the club's first grand slam to cap off a five-run sixth in game one of the franchise's first doubleheader.
W, 5-0 (7)		W: Tyler Pike (2-1)	Florida's starting pitching allowed just one run over 12 innings after Tyler Pike tossed six scoreless innings in the game two victory.

MAY 4 (1-0)

YEAR RESULT	OPPONENT	FIRE FROGS DECISION(S)	NOTEABLE
2017 W, 3-0	at Palm Beach Cardinals	W: Drew Harrington (3-2)	Drew Harrington (5), Josh Graham (2) and Sean McLaughlin (2) combined for the shutout to extend Florida's scoreless-inning streak to 17 frames.

MAY 5 (1-0)

YEAR RESULT	OPPONENT	FIRE FROGS DECISION(S)	NOTEABLE
2017 W, 17-11	vs. Clearwater Threshers	W: Ricardo Sanchez (2-3)	Florida exploded for nine runs in the first, including home runs from Austin Riley, Braxton Davidson and Wigberto Nevarez

MAY 6 (0-1)

YEAR RESULT	OPPONENT	FIRE FROGS DECISION(S)	NOTEABLE
2017 L, 7-4	vs. Clearwater Threshers	L: Touki Toussaint (1-3)	

MAY 7 (1-0)

YEAR RESULT	OPPONENT	FIRE FROGS DECISION(S)	NOTEABLE
2017 W, 3-2 (10)	vs. Clearwater Threshers	W: Sean McLaughlin (1-0)	Austin Riley's RBI single to right scored Omar Obregon for the team's first walk-off victory.

MAY 8 (1-0)

YEAR RESULT	OPPONENT	FIRE FROGS DECISION(S)	NOTEABLE
2017 W, 9-2	at Daytona Tortugas	W: Tyler Pike (3-1)	In his final game with the Fire Frogs, Ronald Acuna collected a two-run triple in the sixth to cap off a seven-run frame.

MAY 9 (0-1)

YEAR RESULT	OPPONENT	FIRE FROGS DECISION(S)	NOTEABLE
2017 L, 2-1	at Daytona Tortugas	L: Luiz Gohara (3-1)	In his last start for the Fire Frogs, Luiz Gohara struck out nine men in just 4.1 innings in the losing effort.

MAY 10 (1-0)

YEAR RESULT	OPPONENT	FIRE FROGS DECISION(S)	NOTEABLE
2017 W, 14-2	at Daytona Tortugas	W: Drew Harrington (4-2)	Carlos Castro slugged three home runs to become the first Fire Frogs player to have a multi-home run performance.

MAY 11 (1-0)

YEAR RESULT	OPPONENT	FIRE FROGS DECISION(S)	NOTEABLE
2017 W, 7-5	at Lakeland Flying Tigers	W: Sean McLaughlin (2-0) SV: Chase Johnson-Mullins (1)	Florida scored two runs in the seventh and two more in the eighth to erase a 4-3 deficit.

MAY 12 (0-1)

YEAR RESULT	OPPONENT	FIRE FROGS DECISION(S)	NOTEABLE
2017 L, 5-1	at Lakeland Flying Tigers	L: Touki Toussaint (1-4)	

FIRE FROGS DAILY HISTORY

MAY 13 (0-1)			
YEAR RESULT	OPPONENT	FIRE FROGS DECISION(S)	NOTEABLE
2017 L, 4-1	at Lakeland Flying Tigers	L: Enderson Franco (0-1)	
MAY 15 (0-1)			
YEAR RESULT	OPPONENT	FIRE FROGS DECISION(S)	NOTEABLE
2017 L, 1-0	vs. Tampa Yankees	L: Chase Johnson-Mullins (0-2)	
MAY 16 (0-1)			
YEAR RESULT	OPPONENT	FIRE FROGS DECISION(S)	NOTEABLE
2017 L, 3-0	vs. Tampa Yankees	L: Drew Harrington (4-3)	
MAY 17 (0-1)			
YEAR RESULT	OPPONENT	FIRE FROGS DECISION(S)	NOTEABLE
2017 L, 3-0	vs. Tampa Yankees	L: Ricardo Sanchez (2-4)	
MAY 18 (0-1)			
YEAR RESULT	OPPONENT	FIRE FROGS DECISION(S)	NOTEABLE
2017 L, 1-0	vs. Tampa Yankees	L: Touki Toussaint (1-5)	Touki Toussaint struck out eight over six innings in the loss.
MAY 19 (0-1)			
YEAR RESULT	OPPONENT	FIRE FROGS DECISION(S)	NOTEABLE
2017 L, 8-0	at Palm Beach Cardinals	L: Enderson Franco (0-2)	
MAY 20 (1-0)			
YEAR RESULT	OPPONENT	FIRE FROGS DECISION(S)	NOTEABLE
2017 W, 5-0	at Palm Beach Cardinals	W: Kris Medlen (1-0)	Kris Medlen tossed six scoreless innings in his first game in the Braves organization since 2013.
MAY 21 (0-1)			
YEAR RESULT	OPPONENT	FIRE FROGS DECISION(S)	NOTEABLE
2017 L, 2-1	at Palm Beach Cardinals	L: Tyler Pike (3-2)	
MAY 22 (1-0)			
YEAR RESULT	OPPONENT	FIRE FROGS DECISION(S)	NOTEABLE
2017 W, 10-4	vs. Clearwater Threshers	W: Jacob Webb (2-0)	In a game that was suspended on the 22 and completed on the 23, Florida erased a 4-0 deficit with a six-run sixth, and added on three in the seventh and one more in the eighth for the final tally.
MAY 23 (0-1)			
YEAR RESULT	OPPONENT	FIRE FROGS DECISION(S)	NOTEABLE
2017 L, 3-1 (7)	vs. Clearwater Threshers	L: Ricardo Sanchez (2-5)	
MAY 25 (0-2)			
YEAR RESULT	OPPONENT	FIRE FROGS DECISION(S)	NOTEABLE
2017 L, 8-1 (7) L, 8-1 (7)	vs. Clearwater Threshers	L: Kris Medlen (1-1) L: Touki Toussaint (1-6)	
MAY 26 (0-1)			
YEAR RESULT	OPPONENT	FIRE FROGS DECISION(S)	NOTEABLE
2017 L, 10-1	vs. Palm Beach Cardinals	L: Enderson Franco (0-3)	
MAY 27 (1-0)			
YEAR RESULT	OPPONENT	FIRE FROGS DECISION(S)	NOTEABLE
2017 W, 7-4	vs. Palm Beach Cardinals	W: Tyler Pike (4-2) SV: Jacob Webb (1)	
MAY 28 (0-1)			
YEAR RESULT	OPPONENT	FIRE FROGS DECISION(S)	NOTEABLE
2017 L, 12-4	vs. Palm Beach Cardinals	L: Drew Harrington (4-4)	
MAY 30 (1-0)			
YEAR RESULT	OPPONENT	FIRE FROGS DECISION(S)	NOTEABLE
2017 W, 4-1	at Clearwater Threshers	W: Ricardo Sanchez (3-5)	
MAY 31 (0-1)			
YEAR RESULT	OPPONENT	FIRE FROGS DECISION(S)	NOTEABLE
2017 L, 9-5	at Clearwater Threshers	L: Sean McLaughlin (2-1)	
JUNE 1 (0-1)			
YEAR RESULT	OPPONENT	FIRE FROGS DECISION(S)	NOTEABLE
2017 L, 7-3	at Clearwater Threshers	L: Enderson Franco (0-4)	
JUNE 2 (0-1)			
YEAR RESULT	OPPONENT	FIRE FROGS DECISION(S)	NOTEABLE
2017 L, 3-2 (11)	at Clearwater Threshers	L: Chase Johnson-Mullins (0-3)	Grenny Cumanana's solo home run in the 11th handed the Fire Frogs their first walk-off defeat.
JUNE 4 (0-2)			
YEAR RESULT	OPPONENT	FIRE FROGS DECISION(S)	NOTEABLE
2017 L, 5-4 (7) L, 4-2 (7)	vs. St. Lucie Mets	L: Drew Harrington (4-5) L: Ricardo Sanchez (3-6)	Tyler Neslony's three-hit game extended the outfielder's hitting streak to 14 games.

JUNE 5 (0-1)

YEAR RESULT	OPPONENT	FIRE FROGS DECISION(S)	NOTEABLE
2017 L, 1-0	vs. St. Lucie Mets	L: Touki Toussaint (1-7)	

JUNE 8 (1-0)

YEAR RESULT	OPPONENT	FIRE FROGS DECISION(S)	NOTEABLE
2017 W, 10-2	at Charlotte Stone Crabs	W: Anderson Franco (1-4)	Florida tagged big-league rehabber Brad Boxberger for three runs on five hits in his lone inning of work in the first.

JUNE 9 (0-1)

YEAR RESULT	OPPONENT	FIRE FROGS DECISION(S)	NOTEABLE
2017 W, 10-3	at Charlotte Stone Crabs	W: Tyler Pike (5-2)	Florida broke a 2-2 tie with a four-run fifth.

JUNE 10 (0-1)

YEAR RESULT	OPPONENT	FIRE FROGS DECISION(S)	NOTEABLE
2017 L, 7-2	at Charlotte Stone Crabs	L: Drew Harrington (4-6)	

JUNE 11 (0-1)

YEAR RESULT	OPPONENT	FIRE FROGS DECISION(S)	NOTEABLE
2017 L, 4-2	at Charlotte Stone Crabs	L: Sean McLaughlin (2-2)	

JUNE 12 (1-0)

YEAR RESULT	OPPONENT	FIRE FROGS DECISION(S)	NOTEABLE
2017 W, 2-1	vs. Daytona Tortugas	W: Devan Watts (1-0)	Tyler Neslony dumped an RBI single into left field in the ninth, scoring both Alejandro Salazar and Anfernee Seymour for the walk-off victory.

JUNE 19 (0-1)

YEAR RESULT	OPPONENT	FIRE FROGS DECISION(S)	NOTEABLE
2017 L, 4-2	at Tampa Yankees	L: Touki Toussaint (1-8)	

JUNE 20 (0-1)

YEAR RESULT	OPPONENT	FIRE FROGS DECISION(S)	NOTEABLE
2017 L, 6-0	at Tampa Yankees	L: Ricardo Sanchez (3-7)	

JUNE 21 (0-1)

YEAR RESULT	OPPONENT	FIRE FROGS DECISION(S)	NOTEABLE
2017 L, 13-4	at Tampa Yankees	L: Drew Harrington (4-7)	Florida's loss clinched the first half championship for the Tampa Yankees.

JUNE 22 (1-0)

YEAR RESULT	OPPONENT	FIRE FROGS DECISION(S)	NOTEABLE
2017 W, 8-1	vs. Fort Myers Miracle	W: Enderson Franco (2-4)	Alejandro Salazar drove in four runs from the nine-spot in the lineup.

JUNE 23 (0-1)

YEAR RESULT	OPPONENT	FIRE FROGS DECISION(S)	NOTEABLE
2017 L, 2-1	vs. Fort Myers Miracle	L: Andres Santiago (0-3)	

JUNE 24 (1-0)

YEAR RESULT	OPPONENT	FIRE FROGS DECISION(S)	NOTEABLE
2017 W, 4-3	vs. Fort Myers Miracle	W: Touki Toussaint (2-8) SV: Corbin Clouse (1)	Austin Riley smacked two home runs, and also drew a walk and doubled.

JUNE 25 (0-1)

YEAR RESULT	OPPONENT	FIRE FROGS DECISION(S)	NOTEABLE
2017 L, 8-3	vs. Fort Myers Miracle	L: Ricardo Sanchez (3-8)	

JUNE 27 (0-1)

YEAR RESULT	OPPONENT	FIRE FROGS DECISION(S)	NOTEABLE
2017 L, 3-2	at Jupiter Hammerheads	L: Drew Harrington (4-8)	

JUNE 28 (1-0)

YEAR RESULT	OPPONENT	FIRE FROGS DECISION(S)	NOTEABLE
2017 W, 2-0 (10)	at Jupiter Hammerheads	W: Chad Sobotka (1-0) SV: Josh Graham (1)	Alex Jackson's RBI double in the 10th plated Austin Riley for the winning run.

JUNE 29 (1-0)

YEAR RESULT	OPPONENT	FIRE FROGS DECISION(S)	NOTEABLE
2017 W, 3-1	at Jupiter Hammerheads	W: Andres Santiago (1-3) SV: Adam McCreery (1)	All three of Florida's runs scored in the seventh inning, with two coming from a triple off the bat of Braxton Davidson.

JUNE 30 (0-1)

YEAR RESULT	OPPONENT	FIRE FROGS DECISION(S)	NOTEABLE
2017 L, 12-4	at Bradenton Marauders	L: Touki Toussaint (2-9)	

JULY 1 (0-1)

YEAR RESULT	OPPONENT	FIRE FROGS DECISION(S)	NOTEABLE
2017 L, 5-3	at Bradenton Marauders	L: Ricardo Sanchez (3-9)	

JULY 2 (1-0)

YEAR RESULT	OPPONENT	FIRE FROGS DECISION(S)	NOTEABLE
2017 W, 3-1	at Bradenton Marauders	W: Adam McCreery (1-0) SV: Jacob Webb (2)	Matt Gonzalez's sixth-inning home run tied the game at one before rain suspended the contest.

FRONT OFFICE	FIRE FROGS DAILY HISTORY			
	JULY 3 (0-1)			
	YEAR RESULT	OPPONENT	FIRE FROGS DECISION(S)	NOTEABLE
2018 MANAGER & STAFF	2017 L, 5-4 (11)	at Bradenton Marauders	L: Joe Rogers (0-1)	
	JULY 4 (1-0)			
	YEAR RESULT	OPPONENT	FIRE FROGS DECISION(S)	NOTEABLE
ATLANTA BRAVES	2017 W, 3-2	vs. Jupiter Hammerheads	W: Andres Santiago (2-3) SV: Sean McLaughlin (3)	Austin Riley's two-run double in the third jumped the Fire Frogs out front with a 3-2 advantage.
	JULY 5 (0-1)			
	YEAR RESULT	OPPONENT	FIRE FROGS DECISION(S)	NOTEABLE
2018 PLAYER BIOS	2017 L, 10-4	vs. Jupiter Hammerheads	L: Chaz Roe (0-1)	
	JULY 6 (0-1)			
	YEAR RESULT	OPPONENT	FIRE FROGS DECISION(S)	NOTEABLE
2017 SEASON REVIEW	2017 L, 6-4 (10)	vs. Jupiter Hammerheads	L: Jacob Webb (2-1)	
	JULY 7 (0-1)			
	YEAR RESULT	OPPONENT	FIRE FROGS DECISION(S)	NOTEABLE
FIRE FROGS RECORDS	2017 L, 12-7	vs. Charlotte Stone Crabs	L: Andres Santiago (2-4)	Tyler Neslony collected three singles and a walk in the losing effort.
	JULY 9 (1-1)			
	YEAR RESULT	OPPONENT	FIRE FROGS DECISION(S)	NOTEABLE
2017 SEASON REVIEW	2017 W, 2-0 (7)	vs. Charlotte Stone Crabs	W: Anderson Franco (3-4) SV: Corbin Clouse (2)	Stone Crabs starter Tyler Brashears became the first pitcher to toss a complete game against the Fire Frogs in the loss.
	L, 9-8 (9)	vs. Charlotte Stone Crabs	L: Sean McLaughlin (2-3)	Alex Jackson and Austin Riley put together back-to-back home runs in the fifth inning as part of a four-run frame.
	JULY 13 (1-1)			
2017 SEASON REVIEW	YEAR RESULT	OPPONENT	FIRE FROGS DECISION(S)	NOTEABLE
	2017 L, 2-1 (9)	at Lakeland Flying Tigers	L: Josh Graham (1-2)	Touki Toussaint struck out 10 over seven innings in the no-decision in game one.
	W, 2-0 (7)		W: Corbin Clouse (2-0)	
2017 SEASON REVIEW	JULY 14 (1-0)			
	YEAR RESULT	OPPONENT	FIRE FROGS DECISION(S)	NOTEABLE
	2017 W, 4-1	at Lakeland Flying Tigers	W: Ricardo Sanchez (4-9) SV: Chad Sobotka (1)	Carlos Castro's two-run triple in the opening frame opened up a 3-0 advantage.
2017 SEASON REVIEW	JULY 15 (0-1)			
	YEAR RESULT	OPPONENT	FIRE FROGS DECISION(S)	NOTEABLE
	2017 L, 5-4	at Tampa Yankees	L: Andres Santiago (2-5)	Braxton Davidson and Justin Ellison smacked back-to-back home runs in the third.
2017 SEASON REVIEW	JULY 16 (0-1)			
	YEAR RESULT	OPPONENT	FIRE FROGS DECISION(S)	NOTEABLE
	2017 L, 6-4	at Tampa Yankees	L: Josh Graham (1-3)	Corbin Clouse's scoreless-inning extended to 19.2 innings when the southpaw worked 1.1 scoreless frames.
2017 SEASON REVIEW	JULY 17 (0-1)			
	YEAR RESULT	OPPONENT	FIRE FROGS DECISION(S)	NOTEABLE
	2017 L, 3-2	at Tampa Yankees	L: Oriel Caicedo (0-1)	
2017 SEASON REVIEW	JULY 21 (1-0)			
	YEAR RESULT	OPPONENT	FIRE FROGS DECISION(S)	NOTEABLE
	2017 W, 4-1	vs. St. Lucie Mets	W: Touki Toussaint SV: Adam McCreery (2)	Touki Toussaint struck out 11 batters over eight frames.
2017 SEASON REVIEW	JULY 22 (1-0)			
	YEAR RESULT	OPPONENT	FIRE FROGS DECISION(S)	NOTEABLE
	2017 W, 5-4 (15)	vs. St. Lucie Mets	W: Josh Graham (2-3)	Anfernee Seymour's sacrifice fly to left in the 15th inning ended the longest game of the season at four hours and 45 minutes.
2017 SEASON REVIEW	JULY 23 (0-1)			
	YEAR RESULT	OPPONENT	FIRE FROGS DECISION(S)	NOTEABLE
	2017 L, 3-2	vs. St. Lucie Mets	L: Enderson Franco (3-5)	
2017 SEASON REVIEW	JULY 24 (0-1)			
	YEAR RESULT	OPPONENT	FIRE FROGS DECISION(S)	NOTEABLE
	2017 L, 3-2	vs. St. Lucie Mets	L: Oriel Caicedo (0-2)	
2017 SEASON REVIEW	JULY 25 (0-1)			
	YEAR RESULT	OPPONENT	FIRE FROGS DECISION(S)	NOTEABLE
	2017 L, 8-6	at Jupiter Hammerheads	L: Chad Sobotka (1-1)	
2017 SEASON REVIEW	JULY 26 (0-1)			
	YEAR RESULT	OPPONENT	FIRE FROGS DECISION(S)	NOTEABLE
	2017 L, 3-2 (14)	at Jupiter Hammerheads	L: Raymar Navarro (0-1)	Alay Lago picked up two hits to stretch his hitting streak to 12 games.
2017 SEASON REVIEW	JULY 27 (0-1)			
	YEAR RESULT	OPPONENT	FIRE FROGS DECISION(S)	NOTEABLE
	2017 L, 7-5	at Jupiter Hammerheads	L: Ricardo Sanchez (4-10)	Alex Jackson have three hits and score three runs in the loss.
92 2018 FLORIDA FIRE FROGS MEDIA GUIDE				

JULY 29 (0-1)

YEAR RESULT	OPPONENT	FIRE FROGS DECISION(S)	NOTEABLE
2017 L, 7-5	at Dunedin Blue Jays	L: Sean McLaughlin (2-4)	Allowed six runs in the eight to erase a 5-1 advantage.

JULY 30 (0-1)

YEAR RESULT	OPPONENT	FIRE FROGS DECISION(S)	NOTEABLE
2017 L, 17-1	at Dunedin Blue Jays	L: Oriel Caicedo (0-3)	

JULY 31 (0-1)

YEAR RESULT	OPPONENT	FIRE FROGS DECISION(S)	NOTEABLE
2017 L, 11-2	at Dunedin Blue Jays	L: Joe Rogers (0-2)	Anfernee Seymour started the night with a solo home run to give the Fire Frogs a 1-0 lead.

AUGUST 1 (0-1)

YEAR RESULT	OPPONENT	FIRE FROGS DECISION(S)	NOTEABLE
2017 L, 4-1	at Dunedin Blue Jays	L: Ricardo Sanchez (4-11)	First-round draft pick (fifth overall) Kyle Wright made his team debut and worked two perfect frames with a strikeout.

AUGUST 4 (2-0)

YEAR RESULT	OPPONENT	FIRE FROGS DECISION(S)	NOTEABLE
2017 W, 7-4 (7)	vs. Bradenton Marauders	W: Josh Graham (3-3)	Alajandro Salazar launched a walk-off grand slam over the wall in left to end game one.
W, 3-0 (7)		W: Sean McLaughlin (3-4)	

AUGUST 6 (1-1)

YEAR RESULT	OPPONENT	FIRE FROGS DECISION(S)	NOTEABLE
2017 L, 5-1 (7)	vs. Bradenton Marauders	L: Chad Sobotka (1-2)	Oriel Caicedo became the first Fire Frogs pitcher to record a complete game by holding the Marauders off the scoreboard through seven frames on just 71 pitches.
W, 5-0 (7)		W: Oriel Caicedo (1-3)	

AUGUST 7 (0-1)

YEAR RESULT	OPPONENT	FIRE FROGS DECISION(S)	NOTEABLE
2017 L, 4-4	at St. Lucie Mets	L: Kevin Matthews (0-1)	Braxton Davidson's two-run double in the sixth stretched his hitting streak to 10 games.

AUGUST 8 (0-1)

YEAR RESULT	OPPONENT	FIRE FROGS DECISION(S)	NOTEABLE
2017 L, 4-2	at St. Lucie Mets	L: Ricardo Sanchez (4-12)	

AUGUST 9 (0-1)

YEAR RESULT	OPPONENT	FIRE FROGS DECISION(S)	NOTEABLE
2017 L, 6-5	at St. Lucie Mets	L: Chase Johnson-Mullins (0-4)	Ray-Patrick Diddy picked up three hits, including a home run and two RBI.

AUGUST 10 (2-0)

YEAR RESULT	OPPONENT	FIRE FROGS DECISION(S)	NOTEABLE
2017 W, 4-2 (7)	at Jupiter Hammerheads	W: Raymar Navarro (1-1)	
W, 5-1 (7)		W: Junior Rincon (1-0)	
		SV: Chad Sobotka (2)	

AUGUST 11 (0-1)

YEAR RESULT	OPPONENT	FIRE FROGS DECISION(S)	NOTEABLE
2017 L, 2-1 (6)	at Jupiter Hammerheads	L: Kyle Wright (0-1)	

AUGUST 12 (0-1)

YEAR RESULT	OPPONENT	FIRE FROGS DECISION(S)	NOTEABLE
2017 L, 2-1 (10)	at Jupiter Hammerheads	L: Brandon White (0-1)	Oriel Caicedo's no-hit bid was broken up by Mason Davis' two-out single into right.

AUGUST 13 (1-0)

YEAR RESULT	OPPONENT	FIRE FROGS DECISION(S)	NOTEABLE
2017 W, 6-5	at Jupiter Hammerheads	W: Sean McLaughlin (4-4)	
		SV: Chase Johnson-Mullins (3)	

AUGUST 14 (0-1)

YEAR RESULT	OPPONENT	FIRE FROGS DECISION(S)	NOTEABLE
2017 L, 4-2	vs. Tampa Yankees	L: Enderson Franco (3-6)	

AUGUST 15 (0-1)

YEAR RESULT	OPPONENT	FIRE FROGS DECISION(S)	NOTEABLE
2017 L, 8-2	vs. Tampa Yankees	L: Raymar Navarro (1-2)	Anfernee Seymour picked up two singles to stretch his on-base streak to a team-record, 19 games.

AUGUST 18 (0-1)

YEAR RESULT	OPPONENT	FIRE FROGS DECISION(S)	NOTEABLE
2017 W, 2-0	vs. Jupiter Hammerheads	L: Oriel Caicedo (1-4)	

AUGUST 19 (0-1)

YEAR RESULT	OPPONENT	FIRE FROGS DECISION(S)	NOTEABLE
2017 L, 6-4	vs. Jupiter Hammerheads	L: Adam McCreery (1-1)	

FIRE FROGS DAILY HISTORY

AUGUST 20 (1-0)

YEAR RESULT	OPPONENT	FIRE FROGS DECISION(S)	NOTEABLE
2017 W, 8-6	vs. Jupiter Hammerheads	W: Enderson Franco (4-6) SV: Chase Johnson-Mullins (4)	Scored all eight runs within the first four innings (three in the first, one in the second, two in the third and two in the fourth.)

AUGUST 22 (1-0)

YEAR RESULT	OPPONENT	FIRE FROGS DECISION(S)	NOTEABLE
2017 W, 5-2	at Dunedin Blue Jays	W: Raymar Navarro (2-2) SV: Adam McCreery (3)	Alay Lago and Carlos Castro homered in the fourth inning.

AUGUST 23 (0-1)

YEAR RESULT	OPPONENT	FIRE FROGS DECISION(S)	NOTEABLE
2017 L, 7-2	at Dunedin Blue Jays	L: Oriel Caicedo (1-5)	

AUGUST 24 (0-1)

YEAR RESULT	OPPONENT	FIRE FROGS DECISION(S)	NOTEABLE
2017 L, 8-7	at Dunedin Blue Jays	L: Chae Johnson-Mullins (0-5)	Scored six runs in the top of the ninth to take a 7-6 lead, but surrendered two runs in the bottom half of the frame to suffer the walk-off defeat.

AUGUST 25 (1-0)

YEAR RESULT	OPPONENT	FIRE FROGS DECISION(S)	NOTEABLE
2017 W, 2-1	vs. Daytona Tortugas	W: Enderson Franco (5-6) SV: Adam McCreery (4)	Enderson Franco struck out nine over five shutout innings.

AUGUST 27 (1-0)

YEAR RESULT	OPPONENT	FIRE FROGS DECISION(S)	NOTEABLE
2017 W, 5-4 (7)	vs. Daytona Tortugas	W: Chase Johnson-Mullins (1-5)	Alay Lago's two-run single in the seventh plated Alejandro Salazar and Anfernee Seymour for the walk-off.

AUGUST 29 (1-1)

YEAR RESULT	OPPONENT	FIRE FROGS DECISION(S)	NOTEABLE
2017 L, 6-4 (7) W, 1-0 (7)	vs. Dunedin Blue Jays	L: Chad Sobotka (1-3) W: Oriel Caicedo (2-5) SV: Adam McCreery (5)	

AUGUST 30 (1-0)

YEAR RESULT	OPPONENT	FIRE FROGS DECISION(S)	NOTEABLE
2017 W, 13-4	vs. Dunedin Blue Jays	W: Enderson Franco (4-4)	Plated nine runs in the eighth inning to break a 4-4 tie.

AUGUST 31 (0-2)

YEAR RESULT	OPPONENT	FIRE FROGS DECISION(S)	NOTEABLE
2017 L, 7-2 (7) L, 8-3 (7)	at Daytona Tortugas	L: Junior Rincon (1-1) L: Andres Santiago (2-6)	

SEPTEMBER 1 (0-1)

YEAR RESULT	OPPONENT	FIRE FROGS DECISION(S)	NOTEABLE
2017 L, 4-3	at Daytona Tortugas	L: Chad Sobotka (1-4)	

SEPTEMBER 3 (0-1)

YEAR RESULT	OPPONENT	FIRE FROGS DECISION(S)	NOTEABLE
2017 L, 3-0	at Daytona Tortugas	L: Matt Withrow (0-1)	Blake Butler played all nine positions for Daytona in the game, and picked up the save with a scoreless ninth.



OPPONENTS





THE MARLINS FOUNDATION PROUDLY SUPPORTS

THE FLORIDA STATE LEAGUE SCHOLARSHIP PROGRAM

SINCE 2000, THE MARLINS FOUNDATION
HAS DONATED \$175,000 TO THE FLORIDA
STATE LEAGUE SCHOLARSHIP PROGRAM.



COMMITTED TO CORPORATE SOCIAL RESPONSIBILITY





Established: 1919

Years Active: 1919-27, 1936-41, 1946-

Address: 3000 Gulf To Bay Blvd., Suite 219
Clearwater, FL 33759
Phone: (727) 724-6146
Fax: (727) 724-6145
Website: www.fslbaseball.com
Email: office@floridastateleague.com
Staff

Twitter: @FloridaStateLg
Instagram: floridastateleague

President-Chairman-Treasurer:

Ken Carson

Executive Vice President:

John Timberlake (Clearwater Threshers)

Vice President - South Division:

Mike Bauer (Roger Dean Stadium)

Vice President - North Division:

Ron Myers (Lakeland Flying Tigers)

Secretary - General Counsel:

Steve Smith

Past Champions

2017.....	Palm Beach and Dunedin
2016.....	Bradenton
2015.....	Charlotte
2014.....	Fort Myers
2013.....	Daytona
2012.....	Lakeland
2011.....	Daytona
2010.....	Tampa
2009.....	Tampa
2008.....	Daytona
2007.....	Clearwater
2006.....	St. Lucie
2005.....	Palm Beach
2004.....	Daytona and Tampa
2003.....	St. Lucie
2002.....	Charlotte
2001.....	Brevard County and Tampa
2000.....	Daytona
1999.....	Kissimmee
1998.....	St. Lucie
1997.....	St. Petersburg
1996.....	St. Lucie
1995.....	Daytona
1994.....	Tampa
1993.....	Clearwater
1992.....	Lakeland
1991.....	West Palm Beach
1990.....	Vero Beach
1989.....	Charlotte
1988.....	St. Lucie
1987.....	Fort Lauderdale
1983.....	Vero Beach
1982.....	Fort Lauderdale
1981.....	Daytona Beach
1980.....	Fort Lauderdale
1979.....	Winter Haven
1978.....	Miami
1977.....	Lakeland
1976.....	Lakeland
1975.....	St. Petersburg
1974.....	West Palm beach
1973.....	St. Petersburg
1972.....	Miami

1971.....	Miami
1970.....	Miami
1969.....	Miami
1968.....	Miami
1967.....	St. Petersburg*
1966.....	St. Petersburg*
1965.....	Fort Lauderdale*
1964.....	St. Petersburg had the best record
1963.....	Sarasota*
1962.....	Fort Lauderdale*
1961.....	Tampa*
1960.....	Palatka*
1959.....	Tampa had the best record
1958.....	St. Petersburg had the best record
1957.....	tampa*
1956.....	Cocoa*
1955.....	Orlando*
1954.....	Lakeland**
1953.....	Daytona Beach
1952.....	DeLand*/Palatka**
1951.....	DeLand**
1950.....	Orlando*/DeLand**
1949.....	Gainesville*/St. Augustine**
1948.....	Orlando*/Daytona Beach**
1947.....	St. Augustine*/Gainesville*
1946.....	Orlando**
1941.....	St. Augustine*/Leesburg**
1940.....	Daytona Beach*/Sanford**
1939.....	Sanford**
1938.....	Leesburg*/Gainesville**
1937.....	Gainesville**
1936.....	St. Augustine**
1928.....	Fort Lauderdale-St. Petersburg
1927.....	Orlando**
1926.....	Stanford**
1925.....	Tampa**
1924.....	Lakeland*
1923.....	Orlando**
1922.....	St. Petersburg**
1921.....	Orlando*
1920.....	Tampa**
1919.....	Stanford*

*Won pennant; **Won playoffs; ***Won both

FLORIDA STATE LEAGUE
HALL OF FAME INDUCTION & DINNER



NOVEMBER 13, 2018
SHERATON SAND KEY RESORT
CLEARWATER BEACH, FLORIDA

OPEN TO THE PUBLIC
FOR TICKETS & INFORMATION CONTACT THE FSL OFFICE

727.724.6146
FLORIDASTATELEAGUE.COM



Inaugural Inductees (2009)

Johnny Bench.....	Tampa Tarpons
Rod Carew.....	Orlando Twins
Gary Carter.....	West Palm Beach Expos
Rollie Fingers.....	Leesburg Athletics
James "Catfish" Hunter.....	Daytona Islanders
Ferguson Jenkins.....	Miami Marlins
Al Lopez.....	Tampa Smokers
Eddie Murray.....	Miami Orioles
Stan Musial.....	Daytona Islanders
Jim Palmer.....	Miami Marlins
Cal Ripken, Jr.....	Miami Orioles
Nolan Ryan.....	Winter Haven Mets
Joe Tinker.....	Orlando Tigers
Early Wynn.....	Sanford Lookouts
Stan Wasiak.....	Manager (Vero Beach Dodgers)
John Lipon.....	Manager (Lakeland Tigers)
Mike Moore.....	General Manager (Tampa Tarpons)/President (MilB)
George Steinbrenner III.....	Owner (Tampa Yankees/New York Yankees)
Harry Wendelstedt, Jr.....	Umpire
Phil Cuzzi.....	Umpire

2010

Sid Fernandez.....	Vero Beach Vero Beach Dodgers
Stanley Karpinski.....	St. Augustine
Carlos Delgado.....	Dunedin Blue Jays
Dan Keith.....	Sanford Cardinals/Daytona Beach Islanders
Jim Leyland.....	Manager (Lakeland Tigers)
Felipe Alou.....	Manager (West Palm Beach Expos)
Terry Reynolds.....	Executive (Daytona Beach Islanders/Vero Beach Dodgers)
Charlie Blaney.....	Executive (Daytona Beach Islanders/Vero Beach Dodgers)
Frank Decker.....	Owner (Lakeland Tigers)
Marvin Goldklang.....	Owner (Fort Myers Miracle)
Ed Hickox.....	Umpire

2011

Gene Nelson.....	Fort Lauderdale Yankees
John Ivory Smith.....	Daytona Beach Islanders
Derek Jeter.....	Tampa Yankees
Ivan "Pudge" Rodriguez.....	Charlotte Rangers
Clint Hurdle.....	St. Lucie Mets
Darold Knowles.....	Clearwater Phillies/Dunedin Blue Jays
Warren Keyes.....	Business Manager (Daytona Beach Islanders)
Bob Sowers.....	Owner (West Palm Beach Expos)
Chuck and Emo Murphy.....	League President and League Financial Consultant
Jeff Nelson.....	Umpire

2012

Jeff Suppan.....	Sarasota Red Sox
Bob Tewksbury.....	Fort Lauderdale Yankees
Elliot Bigelow.....	St. Petersburg Saints
Lloyd Moseby.....	Dunedin Blue Jays
Lou Whitaker.....	Lakeland Tigers
Fredi Gonzalez.....	Manager (Miami/Brevard County)
Dave Hopper.....	Manager (Lakeland Flying Tigers)
Dave Trembley.....	Manager (Daytona Cubs)
Sonny Hirsch.....	General Manager (Miami Orioles)
Ken Carson.....	Executive (Dunedin Blue Jays)/League President
Jay Miller.....	General Manager (Charlotte Rangers)
Al E. Lang.....	League President
Brian Gorman.....	Umpire

2013

Al Nipper.....	Winter Haven Red Sox
Ramon Martinez.....	Vero Beach Dodgers
Jimmy Rollins.....	Clearwater Phillies
David Wright.....	St. Lucie Mets
Bill Dancy.....	Manager (Clearwater Phillies)
Buck Showalter.....	Manager (Fort Lauderdale Yankees)
Mike Veeck.....	Executive (Fort Myers Miracle)
Ron Myers.....	Executive (Lakeland Flying Tigers)
Jerry Layne.....	Umpire

2014

Paul Gillford.....	Miami Marlins
Kerry Wood.....	Daytona Cubs
James Fuller.....	Miami Orioles
Vernon Wells.....	Dunedin Blue Jays
Lee Elia.....	Manager (Clearwater Phillies)
Richie Zisk.....	Manager (Daytona Cubs)
Pat O'Conner.....	Executive (Vero Beach and Osceola Astros)
John Timberlake.....	Executive (Clearwater Phillies/Threshers)
Randy Marsh.....	Umpire

2015

Josh Beckett.....	Brevard County Manatees/Jupiter Hammerheads
Justin Verlander.....	Lakeland Flying Tigers
Kirk Gibson.....	Lakeland Tigers
Kenny Lofton.....	Osceola Astros and Tampa Yankees
Kevin Mench.....	Port Charlotte Rangers
Frank Thomas.....	Sarasota White Sox
Omar Malave.....	Manager (Dunedin Blue Jays)
Luis Sojo.....	Manager (Tampa Yankees)
Debbie Brooks.....	General Manager (Tampa Tarpons)
Rob Rabenecker.....	General Manager (West Palm Beach Expos)
Tom Simmons.....	General Manager (Vero Beach Dodgers)
Mitch Lukevics.....	Farm Director (Tampa Bay Rays)
Richie Garcia.....	Umpire

2016

Roy Halladay.....	Dunedin Blue Jays
Travis Hafner.....	Charlotte Rangers
Ryan Howard.....	Clearwater Phillies
Joe Mauer.....	Fort Myers Miracle
Marc Bombard.....	Manager (Tampa Yankees)
Gene Lamont.....	Player (Daytona)/Manager (Fort Myers)
Don Miers.....	Executive (Daytona Beach Astros/Osceola Astros/Lakeland Tigers)
Dick Radatz, Jr.....	Executive (Winter Haven Red Sox)
John Hirschbeck.....	Umpire

2017

Aaron Harang.....	Port Charlotte Rangers
Cliff Lee.....	Jupiter Hammerheads
Randy Johnson.....	West Palm Beach Expos
Adrian Beltre.....	Vero Beach Dodgers
Joe Altobelli.....	Daytona Beach
Evan Chambers.....	Bradenton
Manny Acta.....	Manager (Osceola)
Tim Murphy.....	Executive
Jordan Kobritz.....	Executive
Joe McDonald.....	Executive
Jerry Crawford.....	Umpire



BRADENTON MARAUDERS

Affiliation: Pittsburgh Pirates

Florida State League Titles: 2016

Address: 1611 9th Street W.
Bradenton, FL 34205
Phone: (941) 747-3031
Website: www.bradentonmarauders.com
Email: maraudersinfo@pirates.com

Twitter: @The_Marauders
Instagram: bradentonmaruaders
Years in FSL: 1919-20, 1923-24, 1926, 2010-

Staff

Senior Director, Florida Operations:
Jeff Podobnik
General Manager & Director, Sales:
Rachele Madrigal
Assistant General Manager & Sales Manager:
Craig Warzecha
Account Manager, Ticket Sales:
Nolan Bialek
Communications & In-Game Entertainment Manager:
Nate March
LECOM Park, Concessions Manager:
Chuck Knapp
Accountant:
Michael Theoret
Florida Operations Coordinator:
Ray Morris
Ballpark & Broadcast Information

LECOM Park Concessions Coordinator:
Erika Rolando
LECOM Park Operations Coordinator:
Nick Long
Marketing & Community Relations Coordinator:
Katie Fritz
Tickets & Corporate Partnerships Coordinator:
Sean Banks
Head Groundskeeper:
Victor Madrigal
Home Clubhouse/Equipment Manager:
Mark McKnight
Visiting Clubhouse Manager:
Drake Corbino

Stadium: Lecom Park
Built: 1923
Capacity: 9,000
Dimensions (LF-CF-RF): 335-400-335
Broadcaster: Matt Neverett
Radio: www.bradentonmarauders.com
2018 Field Staff

Notable Current MLB Alumni

Gerrit Cole
Gregory Polanco
Starling Marte
Jameson Taillon
Brock Holt
Elias Diaz

Streaks Against the Marauders

Manager.....	Gerardo Alvarez	Winning Streak.....	2 (8/4/2017)
Pitching Coach.....	Matt Ford	Losing Streak.....	2 (6/30-7/1/2017)
Hitting Coach.....	Butch Wynegar	Home Winning Streak.....	2 (8/4/2017)
Fire Frogs Records vs. Marauders		Road Winning Streak.....	1 (7/2/2017)
		Home Losing Streak.....	1 (8/6/2017)
		Road Losing Streak.....	2 (6/30-7/1/2017)

YEAR	HOME	ROAD	TOTAL
2017	3-1	1-3	4-4
TOTAL	3-1	1-3	4-4

Streaks Against the Marauders

Most Runs For.....	7 (8/4/2017)
Most Runs Against.....	12 (6/30/2017)
Largest Margin of Victory.....	3 (Last: 8/8/2017)
Largest Margin of Defeat.....	8 (6/30/2017)

Fire Frogs vs. Marauders, 2017: 4-4

DATE	LOCATION	RESULT	WIN-LOSS-SAVE
June 30	at BRD	L, 12-4	Cam Vieaux-Touki Toussaint
July 1	at BRD	L, 5-3	Gage Hinsz-Ricardo Sanchez-Daniel Zamora
July 2	at BRD	W, 3-1	Adam McCreery-Taylor Hearn-Jacob Webb
July 3	at BRD	L, 5-1 (11)	Sam Street-Joe Rogers
August 4	FLO	W, 7-4 (7)	Josh Graham-Geoff Hatrilieb
August 4	FLO	W, 3-0	Sean McLaughlin-Sam Street
August 6	FLO	L, 5-1	Daniel Zamora-Chad Sobotka
August 6	FLO	W, 3-0	Oriel Caicedo-Logan Sendelbach



Affiliation: Tampa Bay Rays

Address: 2300 El Jobean Rd
Port Charlotte, FL 33948
Phone: (941) 206-4487
Website: www.stonecrabsbaseball.com
Email: info@stonecrabsbaseball.com

Staff

General Manager:

Jared Forma

Assistant General Manager:

Jeff Cook

Director, Corporate Sponsorships:

Zach Jones

Director, Finance:

Lori Engleman

Director, Food & Beverage:

Lynn Cleary

Director, Group Sales:

Hallie Rubins

Assistant Director, Food & Beverage:

Brittany Jones

Broadcasting & Media Relations Manager:

John Vittas

Ballpark & Broadcast Information

Stadium: Charlotte Sports Park

Built: 2009

Capacity: 7,670

Dimensions (LF-CF-RF): 343-413-343

Broadcaster: John Vittas

Radio: www.stonecrabsbaseball.com

2018 Field Staff

Manager: Jim Morrison

Pitching Coach: Steve "Doc" Watson

Hitting Coach: Joe Szekely

Fire Frogs Records vs. Stone Crabs

YEAR	HOME	ROAD	TOTAL
2017	1-2	2-2	3-4
TOTAL	1-2	2-2	3-4

Florida State League Titles: 1989, 2002, 2015

Twitter: @StoneCrabs

Instagram: stonecrabs

Years in FSL: 1987-2002, 2009-

Fan Engagement Manager:

Ashley Stephenson

Stadium Operations Manager:

Andrew Crawford

Video Board Manager:

Chance Fernandez

Box Office Assistant:

Jennifer Lundrigan

Fan Engagement Interns:

Nikki Chang, Brianna Malone

Operations Intern:

Ben Ganderton

Sales Interns:

Cameron Dennis, Sam Rosenblum

Notable Current MLB Alumni

Kevin Kiermaier

Blake Snell

Tim Beckham

Alex Cobb

Alex Colome

Stephen Vogt

Streaks Against the Stone Crabs

Winning Streak	2 (6/8-6/9/2017)
Losing Streak	3 (6/10-7/7/2017)
Home Winning Streak	1 (7/9/2017)
Road Winning Streak	2 (6/8-6/9/2017)
Home Losing Streak	1 (Last: 7/9/2017)
Road Losing Streak	2 (6/10-6/11/2017)

Streaks Against the Stone Crabs

Most Runs For	10 (Last: 6/9/2017)
Most Runs Against	12 (7/7/2017)
Largest Margin of Victory	8 (6/8/2017)
Largest Margin of Defeat	5 (Last: 7/7/2017)

Fire Frogs vs. Stone Crabs, 2017: 4-4

DATE	LOCATION	RESULT	WIN-LOSS-SAVE
June 8	at CHA	W, 10-2	Enderson Franco-Brad Boxberger
June 9	at CHA	W, 10-3	Tyler Pike-Brock Burke
June 10	at CHA	L, 7-2	Eduar Lopez-Drew Harrington-Brandon Lawson
June 11	at CHA	L, 4-2	Genesis Cabrera-Sean McLaughlin-Brandon Lawson
July 7	FLO	L, 12-7	Reece Karalus-Andres Santiago
July 9	FLO	W, 2-0 (7)	Enderson Franco-Tyler Brashears-Corbin Clouse
July 9	FLO	L, 9-8 (9)	Dalton Moats-Sean McLaughlin



CLEARWATER THRESHERS

Affiliation: Philadelphia Phillies

Florida State League Titles: 1993, 2007

Address: 601 N. Coachman Rd.
Clearwater, FL 33765
Phone: (727) 712-4400
Website: www.threshersbaseball.com
Email: info@threshersbaseball.com

Twitter: @Threshers
Instagram: threshersbaseball
Years in FSL: 1985-

Staff

Dir., FL Operations & GM:

John Timberlake

Assistant General Manager, Sales:

Dan McDonough

Assistant General Manager, Ticketing:

Jason Adams

Ballpark Operations Manager:

Jay Warren

Bar Manager:

Damien Heinz

Business Manager:

Dianne Gonzalez

Community Engagement & Media Mgr:

Rob Stretch

Food & Beverage Manager:

Justin Gunsaulus

Food & Beverage Operations Manager:

Kevin Smith

Group Sales Manager:

Dan Madden

Merchandise Manager:

Robin Warner

Promotions & Entertainment Manager:

Dominic Repper

Special Events & Suites Manager:

Doug Kemp

Assistant Ticket Managers:

Patrick Prevelige, Kyle Webb

Senior Sales Associate:

Bobby Mitchell

Corporate Sales Associate:

Cory Sipe

Field Supervisor:

Opie Cheek

Facilities & Operations Coordinator:

Sean McCarthy

Suites Coordinator:

Wendy Armstrong Smith

Ballpark Operations Assistant:

Will Priest

Broadcaster & Media Relations

Assistant:

Kirsten Karbach

Fun Team Assistant:

Will Gerdes

Group Sales Assistant:

Victoria Phipps

Merchandise Assistant:

Shan Islett

Clubhouse Manager:

Mark Meschede

Clubhouse Manager:

Mark Meschede

Office Manager:

DeDe Angellilis

Ballpark & Broadcast Information

Stadium: Spectrum Field

Built: 2004

Capacity: 8,500

Dimensions (LF-CF-RF): 330-400-330

Broadcaster: Kirsten Karbach

Radio: www.threshersbaseball.com

2018 Field Staff

Manager Shawn Williams
Pitching Coach Aaron Fultz
Hitting Coach John Mizerock
Coach Ruben Gotay

Fire Frogs Records vs. Threshers

YEAR	HOME	ROAD	TOTAL
2017	3-1	1-3	6-8
TOTAL	3-1	1-3	6-8

Fire Frogs vs. Threshers, 2017: 6-8

DATE	LOCATION	RESULT
April 21	at CLR	W, 3-1
April 22	at CLR	W, 4-3 (11)
April 23	at CLR	L, 5-0
May 5	FLO	W, 17-11
May 6	FLO	L, 7-4
May 7	FLO	W, 3-2 (10)
May 22	FLO	W, 10-4
May 23	FLO	L, 3-1 (7)
May 25	FLO	L, 8-1 (7)
May 25	FLO	L, 8-1 (7)
May 29	at CLR	W, 4-1
May 30	at CLR	L, 9-5
June 1	at CLR	L, 7-3
June 2	at CLR	L, 3-2 (11)

Notable Current MLB Alumni

Cole Hamels
Aaron Altherr
Aaron Nola
Edubray Ramos
Rhys Hoskins
Maikel Franco

Streaks Against the Threshers

Winning Streak 2 (Last: 5/7-5/22/2017)
Losing Streak 3 (Last: 5/30-6/2/2017)
Home Winning Streak 2 (5/7-5/22/2017)
Road Winning Streak 2 (Last: 4/21-4/22/2017)
Home Losing Streak 3 (5/23-5/25/2017)
Road Losing Streak 3 (5/30-6/2/2017)

Streaks Against the Threshers

Most Runs For 17 (5/5/2017)
Most Runs Against 11 (5/5/2017)
Largest Margin of Victory 6 (Last: 5/22/2017)
Largest Margin of Defeat 7 (Last: 5/25/2017)

WIN-LOSS-SAVE

Luz Gohara-Cole Irvin-Devan Watts
Corbin Clouse-Tyler Gilbert
Ranfi Casimiro-Bradley Roney
Ricardo Sanchez-Alberto Tirado
Blake Quinn-Touki Toussaint-Jeff Singer
Sean McLaughlin-Jacob Waguespack
Jacob Webb-Cole Irvin
Ranfi Casimiro-Ricardo Sanchez-Luke Leftwich
Alberto Tirado-Kris Medlen-Luke Leftwich
Jacob Waguespack-Touki Toussaint-Jeff Singer
Ricardo Sanchez-Cole Irvin-Devan Watts
Harold Arauz-Sean McLaughlin
Blake Quinn-Enderson Franco-Tyler Gilbert
Jeff Singer-Chase Johnson-Mullins



Affiliation: Cincinnati Reds

Address: 110 E Orange Ave.
Daytona Beach, FL 32114
Phone: (386) 257-3172
Website: www.daytonatortugas.com
Email: info@daytonatortugas.com
Staff

President:
Ryan Keur
Vice President, Business Development:
Jim Jaworski
Controller:
David Manning
Director, Broadcasting & Media Relations:
Luke Mauro
Director, Community Relations:
Kristen Alford
Director, Corporate Partnerships:
Donna DiFiore
Director, Food & Beverage:
Scot Masters

Florida State League Titles: 1940, 1948, 1953, 1981, 1995, 2000, 2008, 2011, 2013
Twitter: @DaytonaTortugas
Instagram: daytonatortugas
Years in FSL: 1920-24, 1928, 1036-41, 1946-73, 1977-87, 1993-

Director, Marketing & Entertainment:
James Wood
Director, Sales:
Austin Scher
Director, Ticket Operations:
Paul Krenzer
Business Development Manager:
Anderson Rathbun
Corporate Sales Manager:
Melissa Balbach
Stadium Operations & Merchandise Manager:
Kevin Trembley
Marketing Coordinator:
Harolin Alvarez

Ballpark & Broadcast Information

Stadium: Jackie Robinson Ballpark
Built: 1914
Capacity: 4,200
Dimensions (LF-CF-RF): 317-400-325
Broadcaster: Luke Mauro
Radio: 1230 AM, 1490 AM, 106.9 FM, 1290 AM

2018 Field Staff

Manager.....Ricky Gutierrez
Pitching Coach.....Tom Brown
Hitting Coach.....Alex Palaez
Bench Coach.....Desi Relaford

Fire Frogs Records vs. Tortugas

YEAR	HOME	ROAD	TOTAL
2017	5-2	2-5	7-7
TOTAL	5-2	2-5	7-7

Notable Current MLB Alumni

Kris Bryant
Javy Baez
Chris Archer
Jeff Samardzija
Starlin Castro
Amir Garrett

Streaks Against the Tortugas

Winning Streak.....4 (5/10-8/27/2017)
Losing Streak.....4 (8/31-9/3/2017)
Home Winning Streak.....3 (6/12-8/27/2017)
Road Winning Streak.....1 (Last: 5/10/2017)
Home Losing Streak.....1 (Last: 4/6/2017)
Road Losing Streak.....4 (8/31-9/3/2017)

Streaks Against the Tortugas

Most Runs For.....14 (5/10/2017)
Most Runs Against.....14 (4/9/2017)
Largest Margin of Victory.....12 (5/10/2017)
Largest Margin of Defeat.....9 (4/9/2017)

Fire Frogs vs. Tortugas, 2017: 7-7

DATE	LOCATION	RESULT
April 6	FLO	L, 3-1
April 7	FLO	W, 5-4
April 8	FLO	W, 4-1
April 9	FLO	L, 14-5
May 8	at DBT	W, 9-2
May 9	at DBT	L, 2-1
May 10	at DBT	W, 14-2
June 12	FLO	W, 2-1
August 25	FLO	W, 2-1
August 27	FLO	W, 5-4
August 31	at DBT	L, 7-2
August 31	at DBT	L, 8-3
September 1	at DBT	L, 4-3
September 3	at DBT	L, 3-0

WIN-LOSS-SAVE	
Sandy Lugo-Andres Santiago-Geoff Broussard	
Josh Graham-Jose Lopez-Devan Watts	
Drew Harrington-Vladimir Gutierrez-Sean McLaughlin	
Jesus Reyes-Ricardo Sanchez	
Tyler Pike-Jose Lopez-Taylor Lewis	
Vladimir Gutierrez-Luiz Gohara-Taylor Rainey	
Drew Harrington-Jesus Reyes	
Devan Watts-Zach Weiss	
Enderson Franco-Juan Martinez-Adam McCreery	
Chase Johnson-Mullins-Jonathan Crawford	
Juan Martinez-Junior Rincin	
Jake Paulson-Andres Santiago	
Austin Orewiler-Chad Sobotta-Rafael De Paula	
Wyatt Strahan-Matt Withrow-Blake Butler	

FRONT OFFICE

2018 MANAGER & STAFF

ATLANTA BRAVES


2018 PLAYER BIOS

2017 SEASON REVIEW

FIRE FROGS RECORDS

OPONENTS

MISCELLANEOUS



DUNEDIN BLUE JAYS

Affiliation: Toronto Blue Jays

Address: 373 Douglas Ave.
Dunedin, FL 34698
Phone: (727) 733-9302
Website: www.dunedinbluejays.com
Email: dunedin@bluejays.com

Staff

Directo, Florida Operations:
Shelby Nelson

General Manager:
Mike Liberatore

Accounting Manager:
Gayle Gentry

Retail Sales & Community Relations Manager:
Kathi Beckman

Corporate & Group Sales Manager:
Kelsey McIntosh

Security and Stadium Operations Manager:
Zac Phelps

Graphic Design Coordinator:
Allasyn Lieneck

Media Relations Coordinator:
Daniel Venn

Ballpark & Broadcast Information

Stadium: Dunedin Stadium

Built: 1977

Capacity: 5,509

Dimensions (LF-CF-RF): 333-400-336

Broadcaster: Jim Tarabocchia

Radio: www.dunedinbluejays.com

2018 Field Staff

Manager.....Casey Candaele

Pitching Coach.....Mark Riggins

Hitting Coach.....Donnie Murphy

Position Coach.....Michel Abreu

Fire Frogs Records vs. Blue Jays

YEAR	HOME	ROAD	TOTAL
2017	4-2	1-6	5-8
TOTAL	4-2	1-6	5-8

Fire Frogs vs. Blue Jays, 2017: 5-8

DATE	LOCATION	RESULT
April 10	FLO	W, 4-0
April 11	FLO	W, 5-4
April 12	FLO	L, 11-5
July 29	at DUN	L, 7-5
July 30	at DUN	L, 17-1
July 31	at DUN	L, 11-2
August 1	at DUN	L, 4-1
August 22	at DUN	W, 5-2
August 23	at DUN	L, 7-2
August 24	at DUN	L, 8-7
August 29	FLO	L, 6-4
August 30	FLO	W, 1-0
August 31	FLO	W, 13-4

104 | 2018 FLORIDA FIRE FROGS MEDIA GUIDE

Florida State League Titles: 2017

Twitter: @DunedinBlueJays

Instagram: dunedinbluejays

Years in FSL: 1978-79, 1987-

Retail and Community Relations Coordinator:
Josh Gumbel

Facility Operations Supervisor:
Steve Paliewicz

Ticket Sales and Operations Supervisor:
Jacqueline Purcell

Concessions:
Russ Williams

Head Superintendent:
Patrick Skunda

Assistant Superintendent:
Brian Cox

Broadcaster:
Jim Tarabocchia

Administrative Assistant:
Michelle Smith

Notable Current MLB Alumni

Roberto Osuna

Kevin Pillar

Dalton Pompey

Aaron Sanchez

Daniel Norris

Eric Thames

Streaks Against the Blue Jays

Winning Streak.....2 (Last: 8/30-8/31/2017)

Losing Streak.....5 (4/12-8/1/2017)

Home Winning Streak.....2 (Last: 8/30-8/31/2017)

Road Winning Streak.....1 (8/22/2017)

Home Losing Streak.....2 (4/12-8/29/2017)

Road Losing Streak.....4 (7/29-8/1/2017)

Streaks Against the Blue Jays

Most Runs For.....13 (8/31/2017)

Most Runs Against.....11 (7/31/2017)

Largest Margin of Victory.....9 (8/31/2017)

Largest Margin of Defeat.....9 (7/31/2017)

WIN-LOSS-SAVE

Touki Toussaint-Connor Fisk

Jacob Webb-Tom Robson

Ryan Cook-Tyler Pike

Jackson McClelland-Sean McLaughlin

Josh DeGraaf-Oriel Caicedo

Connor Fisk-Joe Rogers

Taylor Saucedo-Ricardo Sanchez-Kirby Snead

Raymar Navarro-Conor Fisk-Adam McCreery

Josh DeGraaf-Oriel Caicedo

Kirby Snead-Chase Johnson-Mullins

Nick Hartman-Chad Sobotka-Jackson McClelland

Oriel Caicedo-Josh DeGraaf-Adam McCreery

Enderson Franco-Adonys Cardona

Affiliation: Minnesota Twins

Florida State League Titles: 1985, 2014

Address: 14400 Six Mile Cypress Parkway
Fort Myers, FL 33912
Phone: (239) 768-4210
Website: www.miraclebaseball.com
Email: miracle@miraclebaseball.com

Twitter: @MiracleBaseball
Instagram: fortmyersmiracle
Years in FSL: 1926, 1978-87, 1991-

Staff

Owner:
Jason Hochberg
President & General Manager:
Chris Peters
Senior Director, Business Operations:
Suzanne Reaves
Director, Food & Beverage:
Kevin Bush
Director, Operations:
Judd Loveland
Assistant Director, Food & Beverage:
Loren Merrigan
Broadcast & Media Relations Manager:
Marshall Kelner
Merchandise Manager:
Lynn Izzo
Ballpark & Broadcast Information

Promotions Manager & Corporate Sales:
Whitley Patterson
Sales Manager:
Andy Wood
Sales Advisor:
Delroy Gay
Marketing & Communications Specialist:
Niki Miranda-Dubay
Group & Season Seat Executive:
Michael Burnette
Account Executive & Box Office Assistant:
Ben Brown
Front Office Manager:
Sylvia Meyer
PA Voice:
Allen Woodard
Notable Current MLB Alumni

Stadium: William H. Hammond Stadium
Built: 1991
Capacity: 8,730
Dimensions (LF-CF-RF): 330-405-330
Broadcaster: Marshall Kelner
Radio: www.miraclebaseball.com

Brian Doeziar
Miguel Sano
Byron Buxton
Joe Mauer
Max Kepler
Jose Berrios

2018 Field Staff

Streaks Against the Mircale

Manager Ramon Borrego
Pitching Coach Henry Bonilla
Hitting Coach Steve Singleton

Winning Streak 1 (Last: 6/24/2017)
Losing Streak 2 (4/19-4/20/2017)
Home Winning Streak 1 (Last: 6/24/2017)
Road Winning Streak 1 (4/19/2017)
Home Losing Streak 1 (Last: 6/25/2017)
Road Losing Streak 2 (4/19-4/20/2017)

Fire Frogs Records vs. Miracle

YEAR	HOME	ROAD	TOTAL
2017	2-2	1-3	3-5
TOTAL	2-2	1-3	3-5

Streaks Against the Miracle

Most Runs For 8 (6/22/2017)
Most Runs Against 10 (4/19/2017)
Largest Margin of Victory 7 (6/22/2017)
Largest Margin of Defeat 7 (4/19/2017)

Fire Frogs vs. Miracle 2017: 3-5

DATE	LOCATION	RESULT
April 17	at FTM	L, 2-1
April 18	at FTM	W, 5-4
April 19	at FTM	L, 10-3
April 20	at FTM	L, 8-3
June 22	FLO	W, 8-1
June 23	FLO	L, 2-1
June 24	FLO	W, 4-3
June 25	FLO	L, 8-3

WIN-LOSS-SAVE
Lachlan Wells-Andres Santiago-Michael Theofanopoulos
Drew Harrington-Dereck Rodriguez-Devan Watts
Brady Anderson-Ricardo Sanchez
David Fischer-Touki Toussaint
Anderson Franco-Lachlan Wells
Lewis Thorpe-Andres Santiago-Sam Clay
Touki Toussaint- Brady Anderson-Corbin Clouse
Anthony McIver-Ricardo Sanchez



JUPITER HAMMERHEADS

Affiliation: Miami Marlins

Florida State League Titles: 2017

Address: 4751 Main Street
Jupiter, FL 33458
Phone: (561) 775-1818
Website: www.jupiterhammerheads.com
Email: info@rogerdeanstadium.com

Twitter: @GoHammerheads
Instagram: gohammerheads
Years in FSL: 1998-

Staff

General Manager, Jupiter Stadium, LTD:

Mike Bauer

Executive Assistant:

Lynn Besaw

General Manager, Hammerheads:

Jamie Toole

Director, Accounting:

Pam Sartory

Director, Corporate Partnerships:

Jamie Toole

Director, Grounds:

Jordan Treadway

Assistant Director, Grounds:

Drew Wolcott

Marketing & Promotions Manager:

Sarah Campbell

Merchandise Manager:

Taryn Taylor

Stadium Building Manager:

Walter Herrera

Ticket Office Manager:

Leighton Foster

Event Services Coordinator:

Dan Knapinski

Press Box & Media Relations:

Tim Venus

Office Manager:

Dianne Detling

Ballpark & Broadcast Information

Stadium: Roger Dean Chevrolet Stadium

Built: 1998

Capacity: 7,710

Dimensions (LF-CF-RF): 330-405-325

Radio: www.jupiterhammerheads.com

Notable Current MLB Alumni

Giancarlo Stanton

Christian Yelich

Marcell Ouna

Austin Barnes

Justin Nicolino

J.T. Realmuto

2018 Field Staff

Manager..... Kevin "Smoke" Randel

Pitching Coach..... Bruce Walton

Hitting Coach..... Danny Santin

Defensive Coach..... Danny Black

Winning Streak.....3 (6/28-7/4/2017)

Losing Streak.....5 (7/5-7/27/2017)

Home Winning Streak.....1 (Last: 8/20/2017)

Road Winning Streak.....2 (Last: 8/10/2017)

Home Losing Streak.....4 (7/5-8/19/2017)

Road Losing Streak.....3 (7/25-7/27/2017)

Fire Frogs Records vs. Hammerheads

YEAR	HOME	ROAD	TOTAL
2017	2-4	5-6	7-10
TOTAL	2-4	5-6	7-10

Streaks Against the Hammerheads

Most Runs For.....8 (8/20/2017)

Most Runs Against.....10 (7/5/2017)

Largest Margin of Victory.....4 (8/10/2017)

Largest Margin of Defeat.....6 (7/5/2017)

Fire Frogs vs. Hammerheads, 2017: 7-10

DATE	LOCATION	RESULT	WIN-LOSS-SAVE
June 27	at JUP	L, 3-2	James Needy-Drew Harrington-Tyler Kinley
June 28	at JUP	W, 2-0 (10)	Chad Sobotka-Ryan Beckman-Josh Graham
June 29	at JUP	W, 3-1	Andres Santiago-Evan Beal-Adam McCreery
July 4	FLO	W, 3-2	Andres Santiago-Ben Meyer-Sean McLaughlin
July 5	FLO	L, 10-4	Jose Quijada-Chaz Roe
July 6	FLO	L, 6-4 (10)	Felipe Gonzalez-Jacob Webb
July 25	at JUP	L, 8-6	Ryan Beckman-Chad Sobotka-Marcus Crescentini
July 26	at JUP	L, 3-2 (14)	Jorgan Cavanerio-Raymar Navarro
July 27	at JUP	L, 7-5	Scott Squier-Ricardo Sanchez-Marcus Crescentini
August 10	at JUP	W, 4-2 (7)	Raymar Navarro-Cody Poteet
August 10	at JUP	W, 5-1 (7)	Junior Rincon-James Buckelew-Chad Sobotka
August 11	at JUP	L, 2-1 (6)	Scott Squier-Kyle Wright
August 12	at JUP	L, 2-1 (10)	Felipe Gonzalez-Brandon White
August 13	at JUP	W, 6-5	Sean McLaughlin-Ben Holmes-Chase Johnson-Mullins
August 18	FLO	L, 2-0	James Buckelew-Oriel Caicedo-Merandy Gonzalez
August 19	FLO	L, 6-4	Ben Holmes-Adam McCreery-Marcus Crescentini
August 20	FLO	W, 8-6	Enderson Franco-Cody Poteet-Chase Johnson-Mullins

Affiliation: Detroit Tigers

Florida State League Titles: 1924, 1954, 1976, 1977, 1992, 2012

Address: 2301 Lakeland Hills Blvd.
Lakeland, FL 33805
Phone: (863) 686-8075
Website: www.lakelandflyingtigers.com
Email: Zach.Burek@tigers.com

Twitter: @LkdFlyingTigers
Instagram: lkdfflyingtigers
Years in FSL: 1919-26, 1953-55, 1960, 1962-64, 1967-

Staff

Director, Florida Operations:

Ron Myers

General Manager:

Zach Burek

Assistant General Manager:

Dan Lauer

Administration & Operations Manager:

Shannon Follett

Food Service Manager:

Janet Morris

Merchandise & Concessions Manager:

Tom Higley

Ballpark & Broadcast Information

Stadium: Publix Field at Joker Marchant Stadium

Built: 1966

Capacity: 8,500

Dimensions (LF-CF-RF): 340-420-340

2018 Field Staff

Manager Mike Rabelo
Pitching Coach Mark Johnson
Hitting Coach Tim Garland
Coach Francisco Contreras

Fire Frogs Records vs. Flying Tigers

YEAR	HOME	ROAD	TOTAL
2017	2-2	1-3	4-5
TOTAL	2-2	1-3	4-5

Sports Turf Manager:

Bryan French

Ticket Manager:

Ryan Eason

Cafeteria Supervisor:

Karen Fletcher

Operations Coordinator:

Alison Streicher

Receptionist:

Maria Walls

Notable Current MLB Alumni

Justin Verlander

James McCann

Rick Porcello

Andrew Miller

Streaks Against the Flying Tigers

Winning Streak 2 (7/13-7/14/2017)
Losing Streak 3 (5/12-7/13/2017)
Home Winning Streak 1 (4/28/2017)
Road Winning Streak 2 (7/13-7/14/2017)
Home Losing Streak 2 (4/29-4/30/2017)
Road Losing Streak 3 (5/12-7/13/2017)

Streaks Against the Flying Tigers

Most Runs For 18 (4/28/2017)
Most Runs Against 7 (4/30/2017)
Largest Margin of Victory 18 (4/28/2017)
Largest Margin of Defeat 7 (4/30/2017)

Fire Frogs vs. Flying Tigers 2017: 4-5

DATE	LOCATION	RESULT	WIN-LOSS-SAVE
April 28	FLO	W, 18-0	Tyler Pike-A.J. Ladwig
April 29	FLO	L, 2-1	Spencer Turnbull-Drew Harrington-Gerson Moreno
April 30	FLO	L, 7-0	Kyle Dowdy-Ricardo Sanchez
May 11	at LAK	W, 7-5	Sean McLaughlin-Endrys Briceno-Chase Johnson-Mullins
May 12	at LAK	L, 5-1	Matt Hall-Touki Toussaint
May 13	at LAK	L, 4-1	Beau Burrows-Enderson Franco-Gerson Moreno
July 13	at LAK	L, 2-1 (9)	Jeff Thompson-Josh Graham
July 13	at LAK	W, 2-0 (7)	Corbin Clouse-Sandy Baez
July 14	at LAK	W, 4-1	Ricardo Sanchez-Kyle Dowdy-Chad Sobotka

FRONT OFFICE

2018 MANAGER & STAFF

ATLANTA BRAVES


2018 PLAYER BIOS

2017 SEASON REVIEW

FIRE FROGS RECORDS

OPONENTS

MISCELLANEOUS



PALM BEACH CARDINALS

Affiliation: St. Louis Cardinals

Address: 4751 Main Street
Jupiter, FL 33458
(561) 775-1818
www.palmbeachcardinals.com
info@rogerdeanstadium.com

Phone: (561) 775-1818

Website: www.palmbeachcardinals.com

Email: info@rogerdeanstadium.com

Staff

General Manager, Jupiter Stadium, LTD:
Mike Bauer

Executive Assistant:
Lynn Besaw

General Manager, Cardinals:
Andrew Seymour

Director, Accounting:
Pam Sartory

Director, Corporate Partnerships:
Jamie Toole

Director, Grounds:
Jordan Treadway

Assistant Director, Grounds:
Drew Wolcott

Marketing & Promotions Manager:
Sarah Campbell

Merchandise Manager:
Taryn Taylor

Stadium Building Manager:
Walter Herrera

Ticket Office Manager:
Leighton Foster

Event Services Coordinator:
Dan Knapinski

Press Box & Media Relations:
Andrew Miller

Office Manager:
Dianne Detling

Ballpark & Broadcast Information

Stadium: Roger Dean Chevrolet Stadium

Built: 1998

Capacity: 7,710

Dimensions (LF-CF-RF): 330-405-325

Radio: www.jupiterhammerheads.com

2018 Field Staff

Manager.....Dann Bilardello

Pitching Coach.....Will Ohman

Hitting Coach.....Brandon Allen

Fire Frogs Records vs. Cardinals

YEAR	HOME	ROAD	TOTAL
2017	2-4	4-3	6-7
TOTAL	2-4	4-3	6-7

Fire Frogs vs. Cardinals, 2017: 6-7

DATE	LOCATION	RESULT
April 25	FLO	W, 22-2
April 26	FLO	L, 9-8
April 27	FLO	L, 4-2
May 1	at PMB	L, 8-6
May 3	at PMB	W, 8-1 (7)
May 3	at PMB	W, 5-0 (7)
May 4	at PMB	W, 3-0
May 19	at PMB	L, 8-0
May 20	at PMB	W, 5-0
May 21	at PMB	L, 2-1
May 26	FLO	L, 10-1
May 27	FLO	W, 7-4
May 28	FLO	L, 12-4

108 | 2018 FLORIDA FIRE FROGS MEDIA GUIDE

Florida State League Titles: 2005, 2017

Twitter: @GoPBCardinals

Instagram: gopbcardinals

Years in FSL: 2003-

Notable Current MLB Alumni

Matt Carpenter

Michael Wacha

Tommy Pham

Carlos Martinez

Luke Weaver

Alex Reyes

Streaks Against the Cardinals

Winning Streak.....3 (5/3-5/4/2017)

Losing Streak.....3 (4/26-5/1/2017)

Home Winning Streak.....1 (Last: 5/27/2017)

Road Winning Streak.....3 (5/3-5/4/2017)

Home Losing Streak.....3 (4/26-5/26/2017)

Road Losing Streak.....1 (Last: 5/21/2017)

Streaks Against the Cardinals

Most Runs For.....22 (4/25/2017)

Most Runs Against.....10 (5/26/2017)

Largest Margin of Victory.....20 (4/25/2017)

Largest Margin of Defeat.....9 (5/26/2017)

WIN-LOSS-SAVE

Ricardo Sanchez-Jake Woodford

Juan Perez-Bradley Roney-Landon Beck

Zach Gallen-Chase Johnson-Mullins-Ian McKinney

Steven De La Cruz-Taylor Lewis

Luiz Gohara-Junior Fernandez

Tyler Pike-Zach Gallen

Drew Harrington-Derian Gonzalez-Sean McLaughlin

Ryan Hesley-Anderson Franco-Estarlin Arias

Kris Medlen-Connor Jones-Chase Johnson-Mullins

Jake Woodford-Tyler Pike-Brennan Leitao

Connor Jones-Anderson Franco

Tyler Pike, Jake Woodford-Jacob Webb

Dailyn Martinez-Drew Harrington



Affiliation: New York Mets

Address: 525 NW Peacock Blvd.
Port St. Lucie, FL 34986
Phone: (772) 871-210
Website: www.stluciemets.com
Email: info@stluciemets.com

Staff

Executive Director, minor League Facilities:

Paul Taglieri

General Manager:

Traer Van Allen

Assistant General Manager:

Clint Cure

Director, Group Sales & Community Relations:

Lauren DeAcetis

Director, Ticketing & Merchandise:

Kyle Gleockler

Manager, Broadcast & Media Relations:

Adam MacDonald

Ballpark & Broadcast Information

Stadium: First Data Field

Built: 1988

Capacity: 7,000

Dimensions (LF-CF-RF): 338-410-338

Broadcaster: Adam MacDonald

Radio: 1590 AM (Fridays), stluciemets.com (all)

2018 Field Staff

Manager.....Chad Kreuter

Pitching Coach Marc Valdes

Hitting Coach Luis Natera

Fire Frogs Records vs. Mets

YEAR	HOME	ROAD	TOTAL
2017	2-5	1-6	3-11
TOTAL	2-5	1-6	3-11

Florida State League Titles: 1988, 1996, 1998, 2003, 2006

Twitter: @stluciemets

Instagram: stluciemets

Years in FSL: 1988-

Manager, Food & Beverage Operations:

John Gallagher

Coordinator, Group Sales:

Josh Sexton

Staff Accountant:

Shannon Murray

Accounting Clerk:

Christina Rivera

Executive Assistant:

Mary O'Brien

Maintenance:

Jerry Lanigan

Notable Current MLB Alumni

Michael Fullmer

Noah Syndergaard

Jacob deGrom

Michael Conforto

Rober Gsellman

Collin McHugh

Streaks Against the Mets

Winning Streak.....	2 (7/21-7/22/2017)
Losing Streak.....	5 (7/23-8/9/2017)
Home Winning Streak.....	2 (7/21-7/22/2017)
Road Winning Streak.....	1 (4/16/2017)
Home Losing Streak.....	3 (6/4-6/5/2017)
Road Losing Streak.....	3 (Last: 8/7-8/9/2017)

Streaks Against the Mets

Most Runs For.....	10 (4/16/2017)
Most Runs Against.....	9 (4/15/2017)
Largest Margin of Victory.....	9 (4/16/2017)
Largest Margin of Defeat.....	4 (Last: 4/15/2017)

Fire Frogs vs. Mets 2017: 3-11

DATE	LOCATION	RESULT
April 13	at SLU	L, 6-2
April 14	at SLU	L, 7-3
April 15	at SLU	L, 9-5
April 16	at SLU	W, 10-1
June 4	FLO	L, 5-4 (7)
June 4	FLO	L, 4-2 (7)
June 5	FLO	L, 1-0
July 21	FLO	W, 4-1
July 22	FLO	W, 5-4 (15)
July 23	FLO	L, 3-2
July 24	FLO	L, 3-2
August 7	at SLU	L, 4-3
August 8	at SLU	L, 4-2
August 9	at SLU	L, 6-5

WIN-LOSS-SAVE	
Thomas McLirath-Drew Harrington	
Justin Brantley-Josh Graham	
Nabil Crismatt-Touki Toussaint-Johnny Magliozi	
Luiz Gohara-Joseph Shaw	
Andrew Church-Drew Harrington-Tyler Bashlor	
Marcos Molina-Ricardo Sanchez-Johnny Magliozi	
Justin Dunn-Touki Toussaint-Tyler Bashlor	
Touki Toussaint-Mike Gibbons-Adam McCreery	
Josh Graham-Alex Palsha	
Joe Shaw-Enderson Franco-Kevin Canelon	
Andrew Church-Oriel Caicedo-Austin McGeorge	
Alex Palsha-Kevin Matthews-Adonis Uceta	
Stephen Nogosek-Ricardo Sanchez-Adon Uceta	
Johnny Magliozi-Chase Johnson-Mullins	

FRONT OFFICE

2018 MANAGER & STAFF

ATLANTA BRAVES

2018 PLAYER BIOS

2017 SEASON REVIEW

FIRE FROGS RECORDS

OPONENTS

MISCELLANEOUS

TARPONS

TAMPA TARPONS

Affiliation:

New York Yankees

Address:

One Steinbrenner Dr.
Tampa, FL 33614

Phone:

(813) 673-3055

Website:

www.tarponsbaseball.com

Email:

vsmith@yankees.com

Staff

Vice President, Business Operations:

C. Vance Smith

General Manager:

Matt Gess

Assistant General Manager:

Jeremy Ventura

Director, Maintenance:

Ron Kaufman

Tickets Manager & Promotions:

Allison Stortz

Ballpark & Broadcast Information

Stadium:

George M. Steinbrenner Field

Built:

1996

Capacity:

10,031

Dimensions (LF-CF-RF):

318-408-314

Broadcaster:

Nick Flammia

Radio:

www.jupiterhammerheads.com

2018 Field Staff

Manager

Patrick Osborn

Pitching Coach

Jose Rosado

Hitting Coach

Eric Duncan

Defensive Coach

Jose Javier

Catching Coach

Michel Hernandez

Fire Frogs Records vs. Tarpons

YEAR	HOME	ROAD	TOTAL
2017	0-6	0-6	0-12
TOTAL	0-6	0-6	0-12

Fire Frogs vs. Tarpons, 2017: 0-12

DATE	LOCATION	RESULT	WIN-LOSS-SAVE
May 15	FLO	L, 1-0	Matt Marsh-Chase Johnson-Mullins
May 16	FLO	L, 3-0	Josh Rogers-Drew Harrington-Jose Mesa
May 17	FLO	L, 4-1	Taylor Widener-Ricardo Sanchez-Dillon McNamara
May 18	FLO	L, 1-0	Zack Littell-Touki Toussaint-Cody Carroll
June 19	at TAM	L, 4-2	Taylor Widener-Touki Toussaint-Anyelo Gomez
June 20	at TAM	L, 6-0	Dillon Tate-Ricardo Sanchez
June 21	at TAM	L, 13-4	Brody Koerner-Drew Harrington
July 15	at TAM	L, 5-4	Dillon Tate-Andres Santiago-Jose Mesa
July 16	at TAM	L, 6-4	Ian Clarkin-Josh Graham
July 17	at TAM	L, 3-2	Erik Swanson-Oriel Caicedo-Jose Pena
August 14	FLO	L, 4-2	Brian Keller-Enderson Franco-Trevor Lane
August 15	FLO	L, 8-2	Caleb Frare-Raymar Navarro

IIO

2018 FLORIDA FIRE FROGS MEDIA GUIDE

Florida State League Titles:

1920, 1925, 1957, 1961, 1994, 2001, 2004, 2009, 2010

Twitter:

@TampaTarpons

Instagram:

@tampatarpons

Years in FSL:

1919-27, 1957-88, 1994-

Digital Media Coordinator:

Maddie Erhardt

Membership Services:

Kate Harvey

Broadcaster:

Nick Flammia

Head Groundskeeper:

Jeff Ekert

Notable Current MLB Alumni

Brett Gardner

Aaron Judge

Luis Severino

Robinson Cano

Austin Jackson

Gary Sanchez

Streaks Against the Tarpons

Winning Streak

N/A

Losing Streak

12 (5/15-8/15/2017)

Home Winning Streak

N/A

Road Winning Streak

N/A

Home Losing Streak

6 (5/15-8/15/2017)

Road Losing Streak

6 (6/19-7/17/2017)

Streaks Against the Tarpons

Most Runs For

4 (Last: 6/16/2017)

Most Runs Against

13 (6/21/2017)

Largest Margin of Victory

N/A

Largest Margin of Defeat

9 (6/21/2017)

MISCELLANEOUS



FRONT OFFICE	MEDIA INFORMATION CREDENTIAL REQUESTS: Season and single-game credentials must be requested through the Florida Fire Frogs media relations department at least 24 hours prior to the date your outlet is planning to attend. Only legitimate news-gathering outlets, at the discretion of the Florida Fire Frogs, will receive credentials. All credentials are non-transferable and should be visible at all times. Credentials will not be issued to anyone under 18 years of age. The Florida Fire Frogs reserve the right to revoke credentials at any time. Anyone seeking autographs, player memorabilia, personal photos, etc. will have their credentials revoked immediately.
2018 MANAGER & STAFF	ACCESS TO OSCEOLA COUNTY STADIUM: Location of the media entrance to Osceola County Stadium will be through Gate A. Media members must have their credential in order to enter Osceola County Stadium. PREGAME CLUBHOUSE ACCESS: The Osceola County Stadium home clubhouse will be open 3 ½ hours before the scheduled game time (excluding start times before noon). The clubhouse is CLOSED when the team takes the field for batting practice. Following batting practice, the clubhouse will remain open until 1 hour before the scheduled game time. All media members are required to check in with a member of the Florida Fire Frogs media relations staff prior to entering the clubhouse. The training room, weight room and player lounge areas of the clubhouse are OFF LIMITS AT ALL TIMES. There is no video or still photography permitted in the home clubhouse unless authorized.
ATLANTA BRAVES	POSTGAME CLUBHOUSE ACCESS: Following a 10-minute "cool down" period, a member of the Florida Fire Frogs media relations staff will escort media members to the home clubhouse for a brief post-game interview session. Players and coaches will be obtained upon request. Media members are not to enter the home clubhouse without being accompanied by a member of the Florida Fire Frogs media relations staff. The same restricted areas of the clubhouse during pregame availability are also off limits after the game.
2018 PLAYER BIOS	REQUESTING INTERVIEWS: All requests for interviews with a Florida Fire Frogs player, coach or front office member should be booked through the media relations department. All requests are encouraged to be made 24 hours prior to the interview. No interviews are to be conducted while a game is in progress. No interviews may be conducted during a team workout, unless otherwise authorized. Interviews on gamedays are best conducted after the team takes batting practice. Video cameras are not permitted to be used inside the home clubhouse, nor any areas of the player parking or player entrance/loading dock area. Interviews may also be shot on the field or in the dugout if weather and player/coach availability permits. Starting pitchers will not be available for pre-game interviews on days they are starting.
2017 SEASON REVIEW	ATLANTA BRAVES REHAB ASSIGNMENTS: Players on minor league injury rehab assignments for the Atlanta Braves will be made available to the media when possible with their schedule. All interview requests with rehabbing players must be authorized by a member of the Florida Fire Frogs media relations staff. In accordance with Major League Clubhouse Policy, no starting pitchers will be made available for pre-game interviews on days that they are starting. Starting pitchers on rehab assignments will be made available for interviews 20-30 minutes following the conclusion of their outing (subject to availability).
FIRE FROGS RECORDS	VISITORS CLUBHOUSE INTERVIEW REQUESTS: The Visiting Clubhouse is to be considered CLOSED at all times (prior to and after the game) unless a specific request has been authorized by a member of the Florida Fire Frogs media relations staff. No media members shall access the visiting clubhouse without permission from the Florida Fire Frogs media relations staff, who will work in conjunction with that team's media relations department to handle the request.
	FIELD/DUGOUTS: Media members holding credentials that grant field access may be present in the foul territory/dugout areas up to 1 hour prior to the scheduled game. At no time are media members allowed to cross the foul lines into the field of play. Foul territory and dugout areas must be clear of ALL media exactly 1 hour prior to the start of the game unless a special request has been made to the Florida Fire Frogs media relations staff.
OPPONENTS	PHOTOGRAPHERS/VIDEOGRAPHERS: Photographers and videographers may utilize the on-field camera well next to the Dugout on the first base and third base side of Osceola County Stadium. Space is limited, and all photographers/videographers must accommodate the space needs of Florida Fire Frogs staff in this area. No photography is permitted on the field of play while the game is in progress. Special photo requests must be authorized by a member of the Florida Fire Frogs media relations staff.
MISCELLANEOUS	PRESS BOX: Limited space in the Osceola County Stadium press box (2nd floor) is available for WORKING MEDIA ONLY. Game information, rosters, lineups and complimentary wired or wireless internet connection will be provided to you. There will be no cheering or rooting for either team at any point during the game. Individuals who violate press box rules will be removed and credentials revoked upon the discretion of the Florida Fire Frogs media relations department.
112 2018 FLORIDA FIRE FROGS MEDIA GUIDE	

PRE-GAME FIELD SCHEDULE

Home Game Times:

Monday - Friday
Saturday

Sunday
Tuesday, May 15
Wednesday, June 27
Wednesday, July 25

Single Game:

6:31 p.m.
4:00 p.m. (April)
5:00 p.m. (May)
6:31 p.m. (June - August)
11:00 a.m.
11:00 a.m.
11:00 a.m.
11:00 a.m.

Doubleheader:

4:00 p.m.
4:00 p.m. (April)
4:00 p.m. (May)
4:00 p.m. (June - August)
11:00 a.m.
11:00 a.m.
11:00 a.m.
11:00 a.m.

Pre-Game Schedule:

Monday - Friday
Saturday (April)
Saturday (May)
Saturday (June - August)
Sunday
Tuesday, May 15
Wednesday, June 27
Wednesday, July 25

Fire Frogs BP and Infield

3:30 p.m. - 4:30 p.m.
1:00 p.m. - 2:00 p.m.
2:00 p.m. - 3:00 p.m.
3:30 p.m. - 4:30 p.m.
8:00 a.m. - 9:00 a.m.
8:00 a.m. - 9:00 a.m.
8:00 a.m. - 9:00 a.m.
8:00 a.m. - 9:00 a.m.
1:00 p.m. - 2:00 p.m.
1:00 p.m. - 2:00 p.m.
1:00 p.m. - 2:00 p.m.
1:00 p.m. - 2:00 p.m.
8:00 a.m. - 9:00 a.m.
8:00 a.m. - 9:00 a.m.
8:00 a.m. - 9:00 a.m.
8:00 a.m. - 9:00 a.m.

Visiting Club BP and Infield

Monday - Friday
Saturday (April)
Saturday (May)
Saturday (June - August)
Sunday
Tuesday, May 15
Wednesday, June 27
Wednesday, July 25
4:30 p.m. - 5:30 p.m.
2:00 p.m. - 3:00 p.m.
3:00 p.m. - 4:00 p.m.
4:30 p.m. - 5:30 p.m.
9:00 a.m. - 10:00 a.m.
9:00 a.m. - 10:00 a.m.
9:00 a.m. - 10:00 a.m.
9:00 a.m. - 10:00 a.m.
2:00 p.m. - 3:00 p.m.
2:00 p.m. - 3:00 p.m.
2:00 p.m. - 3:00 p.m.
2:00 p.m. - 3:00 p.m.
9:00 a.m. - 10:00 a.m.
9:00 a.m. - 10:00 a.m.
9:00 a.m. - 10:00 a.m.
9:00 a.m. - 10:00 a.m.

Grounds Crew

Monday - Friday
Saturday (April)
Saturday (May)
Saturday (June - August)
Sunday
Tuesday, May 15
Wednesday, June 27
Wednesday, July 25
5:30 p.m. - 6:15 p.m.
3:00 p.m. - 3:45 p.m.
4:00 p.m. - 4:45 p.m.
5:30 p.m. - 6:15 p.m.
10:00 a.m. - 10:45 a.m.
10:00 a.m. - 10:45 a.m.
10:00 a.m. - 10:45 a.m.
10:00 a.m. - 10:45 a.m.
3:00 p.m. - 3:45 p.m.
3:00 p.m. - 3:45 p.m.
3:00 p.m. - 3:45 p.m.
3:00 p.m. - 3:45 p.m.
10:00 a.m. - 10:45 a.m.
10:00 a.m. - 10:45 a.m.
10:00 a.m. - 10:45 a.m.
10:00 a.m. - 10:45 a.m.

Umpire Meeting

Monday - Friday
Saturday (April)
Saturday (May)
Saturday (June - August)
Sunday
Tuesday, May 15
Wednesday, June 27
Wednesday, July 25
6:20 p.m.
3:50 p.m.
4:50 p.m.
6:20 p.m.
10:50 a.m.
10:50 a.m.
10:50 a.m.
10:50 a.m.
3:50 p.m.
3:50 p.m.
3:50 p.m.
3:50 p.m.
10:50 a.m.
10:50 a.m.
10:50 a.m.
10:50 a.m.

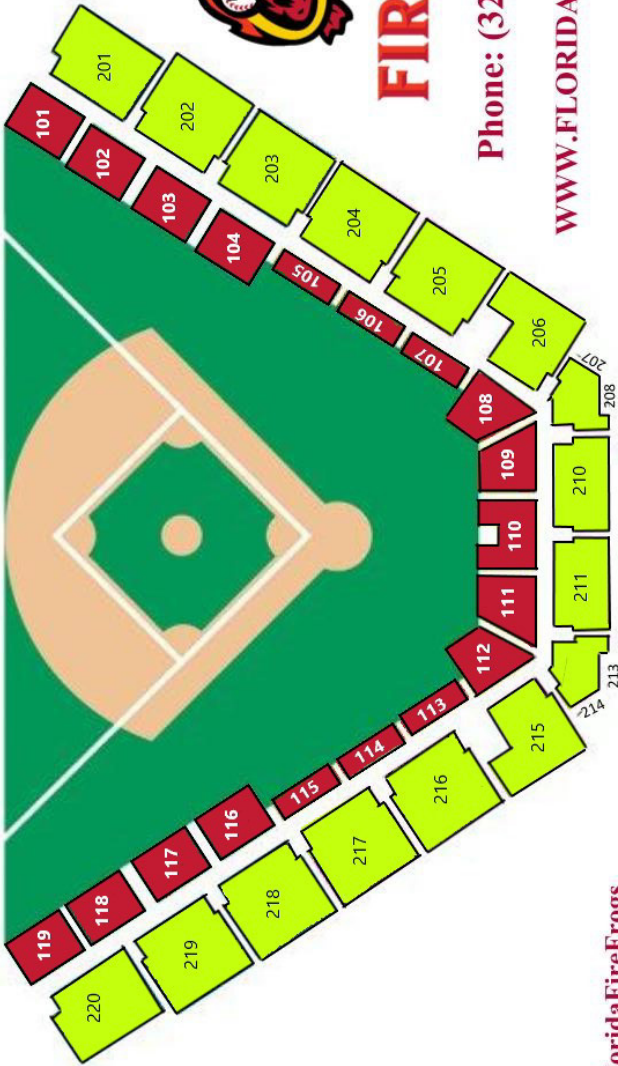
National Anthem

Monday - Friday
Saturday (April)
Saturday (May)
Saturday (June - August)
Sunday
Tuesday, May 15
Wednesday, June 27
Wednesday, July 25
6:25 p.m.
3:55 p.m.
4:55 p.m.
6:25 p.m.
10:55 a.m.
10:55 a.m.
10:55 a.m.
10:55 a.m.
3:55 p.m.
3:55 p.m.
3:55 p.m.
3:55 p.m.
10:55 a.m.
10:55 a.m.
10:55 a.m.
10:55 a.m.

First Pitch

Monday - Friday
Saturday (April)
Saturday (May)
Saturday (June - August)
Sunday
Tuesday, May 15
Wednesday, June 27
Wednesday, July 25
6:31 p.m.
4:00 p.m.
5:00 p.m.
6:31 p.m.
11:00 a.m.
11:00 a.m.
11:00 a.m.
11:00 a.m.
4:00 p.m.
4:00 p.m.
4:00 p.m.
4:00 p.m.
11:00 a.m.
11:00 a.m.
11:00 a.m.
11:00 a.m.

FRONT OFFICE	TERMS OF INTEREST
	RULES OF INTEREST
2018 MANAGER & STAFF	Player Limits: The Florida State League allows 25 active players on the roster.
	Determining Batting Average: Divide the number of at-bats into the number of hits.
	Determining Earned Run Average: Multiply the number of earned runs by nine, divide the total by the number of innings pitched.
ATLANTA BRAVES	Determining On-Base Percentage: Add the total of hits, walks and hit by pitches and divide by the total of at-bats, walks, hit by pitches and sacrifices.
	Determining Slugging Percentage: Divide the total bases of all hits by the total times at-bat (at-bats do not include walks, sacrifices, hit by pitches, or times awarded first base because of interference or obstruction).
	Determining Fielding Average: Divide the total putouts and assists by the total of putouts, assists and errors. Determining Winning Percentage: Divide the number of games won by the total games won and lost.
2018 PLAYER BIOS	Determining the Magic Number: Determine the number of games yet to be played, add one, then subtract the number of games ahead in the loss column of the standings of the closest opponent.
	Consecutive Game Hitting Streaks: A consecutive-game hitting streak shall not be terminated if all the player's plate appearances (one or more) result in a base on balls, hit batsman, defensive interference or a sacrifice bunt. The streak shall terminate if the player has a sacrifice fly and no hit.
	Consecutive Game Playing Streak: A consecutive-game playing streak shall be extended if the player plays one half-inning on defense, or if he completes a time at bat by reaching base or being put out.
2017 SEASON REVIEW	Qualifying Marks: To qualify for the batting championship, a player must have a minimum of 378 plate appearances. To qualify for Earned Run Average leadership, a pitcher must have at least 112 IP.
	Doctored Bat: If a filled or "doctored" bat is used, the player is to be ejected from the game and suspended three days. Any balls hit by an illegal bat do not count. If the umpire sees the illegal bat before it is used, he issues a warning, but there is no penalty.
	Relief Pitchers' Save Rule: A pitcher is credited with a save when he meets all three of the following conditions; 1) He's the finishing pitcher in a game won by his club, and 2) he's not the winning pitcher, and 3) he qualifies under one of the following conditions: a) he enters the game with a lead of no more than three runs and pitches for at least one inning, or b) he enters the game with the potential tying run either on base, at bat or on deck, or c) he pitches effectively for at least three innings.
FIRE FROGS RECORDS	Day / Night Game: Any game scheduled to start after 5:00 p.m. will be considered a night game. If a game is scheduled to start at or before 5:00 p.m. and is delayed by rain or for any other reason it shall still be considered a day game. However, both games of a two-night doubleheader shall be considered night games. When afternoon and night games are played on the same day and separate admissions are charged, they will be counted as one day game and one night game and will not be considered as a doubleheader.
	REGULATION GAME
	Regulation Game: A regulation game consists of nine innings unless extended because of a tie score or shortened because 1) the home team needs none of its half of the ninth or only part of it; or 2) because the umpire-in-chief calls the game after five completed innings. A regulation game may be less than five innings if the home team is ahead after the top of the fifth, or takes the lead or ties the score while at bat in the fifth.
OPPONENTS	Tie Game: A regulation game that is called by the umpire-in-chief when both teams have the same number of runs is a tie game. Individual player performances are official and are entered in the records, but the game does not count in the league standings and may be re-scheduled at a later date.
	Suspended Game: A game becomes a suspended game if it is terminated for any of the following reasons: 1) a curfew imposed by law; 2) a time limit permissible under league rules; 3) light failure or malfunction of a mechanical field device under control of the home club (including automatic tarpaulin or water removal equipment); 4) darkness because of any law, the lights may not be turned on. No game called because of a curfew or a time limit shall be a suspended game unless it has progressed far enough to have been a regulation game (see above). A game called under provision 3 or 4 shall be a suspended game at any time after it starts. Since 1980, if weather forces the termination of a legal game while an inning is in process, it will become a suspended game if either of the following two conditions exists: 1) the visiting team has scored one or more runs to tie the game and the home team has not scored, or 2) the visiting team has scored one or more runs to take the lead and the home team has not tied the score or taken the lead. If a legal game is tied when called because of weather and neither situation listed above prevails, it is a tie game and must be replayed in its entirety. Suspended games shall be resumed at the exact point of suspension of the original game. A game called at the END of a completed inning AFTER NINE INNINGS for any reason shall be a SUSPENDED game. This rule became effective in 1969.
	MISCELLANEOUS
	114 2018 FLORIDA FIRE FROGS MEDIA GUIDE



FIRE FROGS™

Phone: (321) 697-3156

WWW.FLORIDAFIREFROGS.COM

[f](#) FloridaFireFrogs
[@](#) FloridaFireFrogs
[t](#) FireFrogsBB
[s](#) FireFrogsBB



FIELD BOX

UPPER RESERVE



FLORIDA FIRE FROGS™

2018 SCHEDULE



APRIL

SUN	MON	TUES	WED	THU	FRI	SAT
1	2	3	4	5 DAY	6 DAY	7 DAY 4:00
8 DAY 11:00	9 FTM	10 FTM	11 FTM	12 FTM	13 PMB	14 PMB
15 PMB	16 OFF	17 STL 8:31	18 STL 8:31	19 STL 8:31	20 LAK 8:31	21 LAK 4:00
22 LAK 11:00	23 DAY	24 DAY	25 DAY	26 LAK	27 LAK	28 LAK
29 LAK	30 OFF					

MAY

SUN	MON	TUES	WED	THU	FRI	SAT
		1 PMB 8:31	2 PMB 8:31	3 PMB 8:31	4 TAM 8:31	5 TAM 5:00
6 TAM 11:00	7 STL	8 STL	9 STL	10 TAM	11 TAM	12 TAM
13 OFF	14 STL 8:31	15 STL 11:00	16 STL 8:31	17 STL 8:31	18 CLR 8:31	19 CLR 5:00
20 CLR 11:00	21 DUN	22 DUN	23 DUN	24 TAM 8:31	25 TAM 8:31	26 TAM 5:00
27 TAM 11:00	28 OFF	29 DUN 8:31	30 DUN 8:31	31 DUN 8:31		

JUNE

SUN	MON	TUES	WED	THU	FRI	SAT
					1 CLR	2 CLR
3 CLR	4 BRO	5 BRO	6 BRO	7 BRO	8 JUP 8:31	9 JUP 8:31
10 JUP 11:00	11 BRO 8:31	12 BRO 8:31	13 BRO 8:31	14 BRO 8:31	15 ASG	16 ASG
17 ASG	18 JUP	19 JUP	20 JUP	21 DAY	22 DAY	23 DAY
24 DAY	25 OFF	26 DUN 8:31	27 DUN 11:00	28 DUN 8:31	29 DAY 8:31	30 DAY 8:31

JULY

SUN	MON	TUES	WED	THU	FRI	SAT
1 DAY 11:00	2 JUP	3 JUP	4 CHA 8:31	5 CHA 8:31	6 PMB	7 PMB
8 PMB	9 DAY 8:31	10 DAY 8:31	11 DAY 8:31	12 DAY 8:31	13 CLR 8:31	14 CLR 8:31
15 CLR 11:00	16 DUN	17 DUN	18 DUN	19 CLR	20 CLR	21 CLR
22 OFF	23 CHA 8:31	24 CHA 8:31	25 CHA 11:00	26 BRO 8:31	27 BRO 8:31	28 BRO 8:31
29 BRO 11:00	30 OFF	31 CHA				

AUGUST

SUN	MON	TUES	WED	THU	FRI	SAT
		1 CHA	2 CHA	3 FTM	4 FTM	
5 FTM	6 PMB 8:31	7 PMB 8:31	8 PMB 8:31	9 FTM 8:31	10 FTM 8:31	11 FTM 8:31
12 FTM 11:00	13 STL	14 STL	15 STL	16 STL	17 LAK	18 LAK
19 LAK	20 OFF	21 JUP 8:31	22 JUP 8:31	23 JUP 8:31	24 LAK 8:31	25 LAK 8:31
26 LAK 11:00	27 TAM	28 TAM	29 TAM	30 TAM	31 CHA	

SEPTEMBER

SUN	MON	TUES	WED	THU	FRI	SAT
						1 CHA
2 CHA	3	4	5	6	7	8
9	10	11	12	13	14	15

HOME

AWAY



Browns

CLASS A ADVANCED AFFILIATE OF THE ATLANTA BRAVES

FLORIDAFIREFROGS.COM (321) 697-3156

FLORIDA STATE LEAGUE TEAMS (MAJOR LEAGUE AFFILIATES)

BRO - BROWNS (Pirates)
CHA - CHARLOTTE (Braves)
CLR - CLEARWATER (Phillies)
DAY - DAYTONA (Reds)
DUN - DUNEDIN (Blue Jays)

FTM - FORT MYERS (Twins)
JUP - JUPITER (Marlins)
LAK - LAKELAND (Tigers)
PMB - PALM BEACH (Cardinals)
STL - ST. LUCIE (Mets)
TAM - TAMPA (Rays)