




2014

Season in Review



**DIVISION
CHAMPIONS**



2014 FINAL NFL REGULAR-SEASON STANDINGS

AMERICAN FOOTBALL CONFERENCE



East Division

	<u>W</u>	<u>L</u>	<u>T</u>	<u>Pct.</u>	<u>Pts</u>	<u>OP</u>
*-New England	12	4	0	.750	468	313
Buffalo	9	7	0	.563	343	289
Miami	8	8	0	.500	388	373
New York Jets	4	12	0	.250	283	401

North Division

	<u>W</u>	<u>L</u>	<u>T</u>	<u>Pct.</u>	<u>Pts</u>	<u>OP</u>
z-Pittsburgh	11	5	0	.688	436	368
y-Cincinnati	10	5	1	.656	365	344
y-Baltimore	10	6	0	.625	409	302
Cleveland	7	9	0	.438	299	337

South Division

	<u>W</u>	<u>L</u>	<u>T</u>	<u>Pct.</u>	<u>Pts</u>	<u>OP</u>
z-Indianapolis	11	5	0	.688	458	369
Houston	9	7	0	.563	372	307
Jacksonville	3	13	0	.188	249	412
Tennessee	2	14	0	.125	254	438

West Division

	<u>W</u>	<u>L</u>	<u>T</u>	<u>Pct.</u>	<u>Pts</u>	<u>OP</u>
z-Denver	12	4	0	.750	482	354
Kansas City	9	7	0	.563	353	281
San Diego	9	7	0	.563	348	348
Oakland	3	13	0	.188	253	452

NATIONAL FOOTBALL CONFERENCE



East Division

	<u>W</u>	<u>L</u>	<u>T</u>	<u>Pct.</u>	<u>Pts</u>	<u>OP</u>
z-Dallas	12	4	0	.750	467	352
Philadelphia	10	6	0	.625	474	400
New York Giants	6	10	0	.375	380	400
Washington	4	12	0	.250	301	438

North Division

	<u>W</u>	<u>L</u>	<u>T</u>	<u>Pct.</u>	<u>Pts</u>	<u>OP</u>
z-Green Bay	12	4	0	.750	486	348
y-Detroit	11	5	0	.688	321	282
Minnesota	7	9	0	.438	325	343
Chicago	5	11	0	.313	319	442

South Division

	<u>W</u>	<u>L</u>	<u>T</u>	<u>Pct.</u>	<u>Pts</u>	<u>OP</u>
z-Carolina	7	8	1	.469	339	374
New Orleans	7	9	0	.438	401	424
Atlanta	6	10	0	.375	381	417
Tampa Bay	2	14	0	.125	277	410

West Division

	<u>W</u>	<u>L</u>	<u>T</u>	<u>Pct.</u>	<u>Pts</u>	<u>OP</u>
*-Seattle	12	4	0	.750	394	254
y-Arizona	11	5	0	.688	310	299
San Francisco	8	8	0	.500	306	340
St. Louis	6	10	0	.375	324	354

z-Clinched Division Title

y-Clinched Wild Card

*-Clinched Division and Homefield Advantage

AFC Seeds:

1. New England (AFC East Champion)
2. Denver (AFC West Champion)
3. **Pittsburgh (AFC North Champion)**
4. Indianapolis (AFC South Champion)
5. Cincinnati
6. Baltimore

NFC Seeds:

1. Seattle (NFC West Champion)
2. Green Bay (NFC North Champion)
3. Dallas (NFC East Champion)
4. Carolina (NFC South Champion)
5. Arizona
6. Detroit



Pittsburgh Steelers

2014 Season in Review



TABLE OF CONTENTS

- 2014 Final NFL Standings
- 2014 Season at a Glance
- Head Coach Mike Tomlin Bio
- Tomlin season-ending Press Conference
- 2014 Season In Review**
 - Season-In-Review Notes
 - Game Summaries
 - Steelers 2014 Attendance Facts
 - AFC North Playoff Race Week-by-Week
 - Steelers NFL Rankings
 - Steelers In Domes (since 1970)
 - Steelers Rushing/Receiving Combinations
 - Steelers Quarterbacks Starting Records
 - Steelers All-Time Leaders
- 2014 Final Rosters**
 - Depth Chart/Final Rosters
 - Roster Moves
 - How the 2014 Steelers Were Built
- 2014 Steelers**
 - Updated Bios, Supplemental Bios
- 2014 Final Preseason Stats**
 - Statistics (Offense/Def./Spec. Teams)
 - Starting Lineups
- 2014 Final Regular-Season Stats**
 - Statistics (Offense/Def./Spec. Teams)
 - Starting Lineups, Player Participation
 - Individual Highs
 - Drive Engineering, Scoring Drives
 - Third/Fourth Down Conversions
- 2014 Final Regular-Season Misc. Stats**
 - Steelers/Opponents Long Plays
 - Game-by-Game Off./Def./Spec. Teams
 - Top Individual Performances
 - Opening Drives By-The-Half
 - Individual Statistics By-The-Half
 - Player Stats Breakdown
 - Quarterback Sacks/Hurries/Pressures
 - Passes Defensed/Blocked Kicks
 - Forced Turnovers-Results/Game-By-Game
 - Weekly Rankings
 - Opposing Quarterbacks vs. Steelers
- 2014 Final Postseason Stats**
 - Statistics (Offense/Def./Spec. Teams)
 - Starting Lineups, Player Participation
 - Individual Highs
 - Drive Engineering, Scoring Drives
 - Third/Fourth Down Conversions
- 2014 Final Postseason Misc. Stats**
 - Steelers/Opponents Long Plays
 - Game-by-Game Off./Def./Spec. Teams
 - Top Individual Performances
 - Opening Drives By-The-Half
 - Individual Statistics By-The-Half
 - Quarterback Sacks/Hurries/Pressures
 - Passes Defensed/Blocked Kicks
 - Forced Turnovers-Results/Game-By-Game
 - Opposing Quarterbacks vs. Steelers
- Steelers Postseason History**
 - Steelers In the Postseason
 - Steelers Postseason Experience
 - Steelers Postseason Records
 - Steelers Postseason Game Summaries

www.steelers.com

Pittsburgh Steelers 2014 Schedule

Preseason (1-3)

Saturday, Aug. 9	at N.Y. Giants	L, 20-16 (KDKA)
Saturday, Aug. 16	BUFFALO	W, 19-16 (KDKA)
Thursday, Aug. 21	at Philadelphia	L, 31-21 (KDKA)
Thursday, Aug. 28	CAROLINA	L, 10-0 (KDKA)

Regular Season (11-5)

Sunday, Sept. 7	CLEVELAND	W, 30-27 (CBS)
Thursday, Sept. 11	at Baltimore	L, 26-6 (CBS)
Sunday, Sept. 21	at Carolina	W, 37-19 (NBC)
Sunday, Sept. 28	TAMPA BAY	L, 27-24 (FOX)
Sunday, Oct. 5	at Jacksonville	W, 17-9 (CBS)
Sunday, Oct. 12	at Cleveland	L, 31-10 (CBS)
Monday, Oct. 20	HOUSTON	W, 30-23 (ESPN)
Sunday, Oct. 26	INDIANAPOLIS	W, 51-34 (CBS)
Sunday, Nov. 2	BALTIMORE	W, 43-23 (NBC)
Sunday, Nov. 9	at N.Y. Jets	L, 20-13 (CBS)
Monday, Nov. 17	at Tennessee	W, 27-24 (ESPN)
Sunday, Nov. 23	BYE WEEK	
Sunday, Nov. 30	NEW ORLEANS	L, 35-32 (FOX)
Sunday, Dec. 7	at Cincinnati	W, 42-21 (CBS)
Sunday, Dec. 14	at Atlanta	W, 27-20 (CBS)
Sunday, Dec. 21	KANSAS CITY	W, 20-12 (CBS)
Sunday, Dec. 28	CINCINNATI	W, 27-17 (NBC)

Postseason (0-1)

Saturday, Jan. 3	BALTIMORE	L, 30-17 (NBC)
-------------------------	------------------	-----------------------

*NOTE: All times are Eastern.
Home games in **Bold/CAPS**.*

Steelers 2015 Home Opponents: Baltimore Ravens, Cincinnati Bengals, Cleveland Browns, Denver Broncos, Oakland Raiders, Arizona Cardinals, San Francisco 49ers, Indianapolis Colts.

Steelers 2015 Away Opponents: Baltimore Ravens, Cincinnati Bengals, Cleveland Browns, Kansas City Chiefs, San Diego Chargers, St. Louis Rams, Seattle Seahawks, New England Patriots.

2014 AFC NORTH STANDINGS

2014 AFC North Final Standings

	<u>W</u>	<u>L</u>	<u>T</u>	<u>Pct.</u>	<u>PF</u>	<u>PA</u>	<u>Home</u>	<u>Road</u>	<u>AFC</u>	<u>NFC</u>	<u>DIV</u>
z-Pittsburgh	11	5	0	.688	436	368	6-2	5-3	9-3	2-2	4-2
y-Cincinnati	10	5	1	.656	365	344	5-2-1	3-3	7-5	3-0-1	3-3
y-Baltimore	10	6	0	.625	409	302	6-2	4-4	6-6	4-0	3-3
Cleveland	7	9	0	.438	299	337	4-4	3-5	4-8	3-1	2-4

*z-Clinched division title
y-Clinched wild card*

www.steelers.com

For all of the most up-to-date information on the Pittsburgh Steelers, visit the team's official web site at www.steelers.com. Updated daily, the web site has the most extensive information on upcoming games and the most comprehensive news on the Steelers.

Mike Tomlin

Head Coach

Mike Tomlin was named the 16th head coach in Pittsburgh Steelers history on January 22, 2007. Hired at the age of 34, Tomlin became only the third head coach hired by the Steelers since 1969.

Through eight seasons, Tomlin has accomplished many things that have never been done in the team's storied history. His 82-46 record (.641) is best start in franchise history, and he became the youngest head coach in NFL history to both coach in and win a Super Bowl when he led the Steelers to a 27-23 victory over the Arizona Cardinals in Super Bowl XLIII. By winning the Super Bowl in only his second season as a head coach, he also became the fastest to win a Super Bowl title in Steelers history.

In his eight years as head coach of the Steelers, Tomlin has led Pittsburgh to four AFC North titles (including 2014) and has guided the Steelers to the playoffs five times, including two trips to the Super Bowl (XLIII and XLV). Tomlin has won at least five home games in each of his first eight years, including six at Heinz Field in 2014.

Tomlin has sent a total of 45 selections to the NFL's annual Pro Bowl, including five following the 2014 season. Additionally, Tomlin was appointed by Commissioner Roger Goodell to the NFL's Competition Committee in March, 2013.

Tomlin is one of only seven coaches in league history to win a Super Bowl within his first two seasons as an NFL head coach. Tomlin is the only head coach in Steelers history to lead the team to two Super Bowls in his first four seasons at the helm, including an appearance against the Green Bay Packers in Super Bowl XLV. He is one of only two Steelers head coaches to win three division titles in his first four seasons.

Tomlin is very active in the community and was recognized, along with his wife Kiya, in February, 2013, by the Chuck Cooper Foundation with the Career Achievement in Leadership Diversity and Community Service Award. He has also been a spokesman for the Steelers' and UPMC Sports Medicine's "Don't Hit the Head, Don't Use the Head" program, which is in conjunction with USA Football's Head's Up program that promotes safety in all levels of football. Tomlin is also a member of the All-Pro Dad Team and serves as an honorary chair for the annual Extra Mile golf outing, which provides support for parochial elementary schools educating children of inner-city families.

In 2014, Tomlin, who has a defensive coaching background, orchestrated one of the top offensive outputs in team history in 2014. The Steelers broke numerous offensive records, including points scored (436), total yards (6,577), passing yards/game (301.6) and total first downs (379).

On an individual basis in 2014, Tomlin guided quarterback Ben Roethlisberger, wide receiver Antonio Brown and running back Le'Veon Bell – whom all made the Pro Bowl – to record-setting years. Roethlisberger had personal bests in passing yards (4,952), completions (408) and passing TDs (32, T-2007), while Brown established team records for receptions (129), receiving yards (1,698) and receiving TDs (13). Bell, in his first full year as a starter, who was also named Team MVP, broke the Steelers' records for scrimmage yards (2,215) as well as receptions (83) and receiving yards (854) by a running back.

Over the past two seasons, Tomlin has led the team to a 7-1 record in the month of December, winning each of the last four in 2014 to capture the AFC North title.

Arguably one of his best coaching performances may possibly have come in the second half of the 2013 season. Despite an 0-4 and 2-6 start to the season, the Steelers finished the regular season surging to a 6-2 second-half record, falling just short of the playoffs. However, he rallied the team despite numerous injuries on both sides of the ball, to stick together and finished second in the AFC North.

In 2012, Tomlin led the Steelers to a 27-10 victory over the New York Jets in the home opener, becoming the first coach in team history to win his first six home openers. The Steelers finished the season with the top-ranked overall defense (275.8 yards/game) and finished first in passing defense (185.2 yards/game).

In 2011, Tomlin led the Steelers to a 12-4 record, marking the second straight season the team posted 12 wins, which was only the second time in team history it had been achieved. The Steelers finished the season with the top-ranked total defense (271.8 ypg) and scoring defense (14.2 ppg). Pittsburgh posted a 7-1 record at home in 2011, for the second time in Tomlin's career (2007). He also had five players (Roethlisberger, Mike Wallace, Maurkice Pouncey, Polamalu and Brown) selected to the Pro Bowl following the season.

Tomlin's seven road wins during the 2010 regular season tied a Steelers record previously set in 1978 and 2004. The Steelers finished second in total defense under Tomlin's guidance in 2010, allowing only 276.8 yards per game. Pittsburgh led the NFL and set a team record in rushing defense, yielding only 62.8 yards per game (1,004 yards), the third-best total in NFL history dating back to 1970. The Steelers also established an NFL record in 2010 by not allowing an opponent to rush for more than 75 yards in any of their first eight games during the regular season.

In all, the Steelers' defense led the NFL in 2010 in rushing yards allowed (62.8 yds./game), points allowed (232), touchdowns (22), quarterback sacks (48), rushing average (3.0), yards per play (4.5) and yards allowed on first down (4.08). It finished second in the league in passing average (6.31), turnover advantage (+14) and red-zone efficiency (40.0, tied).

Under Tomlin, the Steelers broke new ground on offense in 2009. Pittsburgh's offense ranked seventh in the NFL (ninth passing, 19th rushing) but became the first unit in team history to boast a 4,000-yard passer (Roethlisberger), two 1,000-yard receivers (Hines Ward, Santonio Holmes) and a 1,000-yard rusher (Rashard Mendenhall) in the same season. Pittsburgh's defense ranked fifth in the NFL (third vs. run, 16th vs. pass) while leading the AFC and finishing one shy of the NFL lead with 47 quarterback sacks.

The Steelers continued to be dominant at Heinz Field under Tomlin in 2009. Pittsburgh finished with a 6-2 home record after finishing 7-1 (2007) and 6-2 (2008) at home during Tomlin's first two seasons.

Tomlin finished the 2008 season with a 12-4 record and his second consecutive AFC North Division title, becoming the only Steelers head coach to win division crowns in each of his first two seasons. He also set a record with 22 regular-season wins in his first two years at the helm and is the only Steelers head coach to win at least 10 games in each of his first two seasons. Tomlin's .688 winning percentage (22-10) after two years is the best in Steelers history.

The Steelers' defense was dominant under Tomlin's guidance in 2008, leading the NFL in total defense (237.2), pass defense (156.9), points per game (13.9), total yards per play (3.9), rushing yards per attempt (3.3), passing yards per attempt (4.7) and third-down efficiency (31.4), while finishing second in rushing defense (80.3).

Tomlin led the Steelers to a 10-6 record in 2007 and became just the second coach in team history to post a winning record, win a division title and earn a playoff berth in his inaugural season. Tomlin began his head coaching career by becoming only the second Steelers head coach to win his first three games. During 2007, the Steelers became just the fifth team in NFL history to win their first four home games by at least 20 points.

Tomlin guided the Steelers to the NFL's top-ranked defense in 2007, yielding only 266.4 yards per game. The Steelers' defense ranked third in the NFL against both the run (89.9 avg.) and the pass (176.5 avg.), and also finished third in the league in total yards allowed per play (4.6). Pittsburgh's defense led the NFL in passing yards per play (5.7) and first downs allowed per game (15.6), and finished second in the league in points allowed per game (16.8).

The Steelers' offense finished third in the NFL in rushing (135.5 avg.) during Tomlin's first season, sparked by Willie Parker, who led the league in rushing before injuring his leg in Week 16. Roethlisberger enjoyed a record-setting season during Tomlin's first year, establishing new team records for touchdown passes (32) and passer rating (104.1) while earning his first career Pro Bowl appearance.

Tomlin was the NFL's second-youngest head coach in 2007, and he became only the second Steelers' coach in team history to win at least 10 games during his first year at the helm. The Steelers posted a 7-1 record at home in 2007 and were 5-1 in the AFC North (3-0 at home).

Tomlin spent the 2006 season as the Minnesota Vikings' defensive coordinator. That season, the Vikings ranked eighth in the NFL in total defense and first against the run while not allowing a 100-yard rusher the entire season.

Tomlin was the defensive backs coach with the Tampa Bay Buccaneers from 2001-05. In 2002, Tomlin guided one of the most productive defensive backfields in the NFL, culminating with its performance in Super Bowl XXXVII. The secondary recorded four of the team's five interceptions, returning two for touchdowns, to help Tampa Bay capture the franchise's first Super Bowl title.

Before joining Tampa Bay's staff, Tomlin served two seasons as the defensive backs coach at the University of Cincinnati (1999-00). He took over a secondary that ranked 111th in the nation in pass defense in 1998 and helped them improve to 61st overall in his first season. Under Tomlin's direction in 2000, the Bearcats ranked eighth in the nation in interceptions as well as fourth nationally in total turnovers.

Prior to joining the Cincinnati staff, Tomlin had a short stint on the coaching staff at Tennessee-Martin and then spent two seasons at Arkansas State, coaching wide receivers in 1997 before switching to defensive backs in 1998. Tomlin spent the 1996 season as a graduate assistant at the University of Memphis, where he worked with the Tiger defensive backs and special teams units. He began his coaching career in 1995 as wide receivers coach at Virginia Military Institute.

Tomlin was a three-year starter at wide receiver at William & Mary (1990-94) and finished his career with 101 receptions for 2,054 yards and 20 touchdown catches. A first-team All-Yankee Conference selection in 1994, he established a school record with a 20.2 yards-per-catch average.

Coach Tomlin Press Conference January 6, 2015



Head Coach Mike Tomlin: Good afternoon. It's the end of the year press conference. Like always I will summarize our last performance but I will also summarize the season for us and talk about where we are and how we got here. Obviously we met as a team yesterday. It is still very painful and raw for us. Like I told them, it should be. If it's not those feelings then something is wrong, because of what is required of us, what is needed to chase what we chase, the amount of energy and focus, what you have to give of yourself in order to pursue what we pursue year in and year out, when the journey comes to an end it should be elation or bitter disappointment. And it is that. We don't run away from that. I embrace that. It's just part of being who we are in this profession. I tried to educate some of the young guys to that, how they utilize these feelings that they have as fuel moving forward. I am excited about watching them do that. Now is really not the time to do that. It's really about reflecting and learning from the experiences that we had, wrapping a bow around those experiences in an effort to maximize the learning opportunity that is that experience, individually and collectively. How we go about doing that is that I have exit meetings with all players and with all coaches. We are just starting that process here this morning. It will be ongoing for the remainder of this week and even until the front part of next week if necessary. In some instances it is not pleasant but it is very necessary. I just think that to experience the things we experienced this year and not solidify it and talk about and learn from it, and use it as a tool as we move forward, would be less than professional. And we are going to be that. But like I told the group yesterday, we will get to that. More than anything I am just thankful for the efforts of the players and coaches. It wasn't an easy journey. It never is. I didn't expect it to be. But a lot of it was enjoyable, even the things that seemingly shouldn't be enjoyable. Oftentimes it's not what you do it's who you are doing it with. We had a really selfless group. We had a legitimately close group. We had both players and coaches that put the agenda of the group in front of their own agenda. That is mandatory if you want to have any chance of what you want to desire to be, but I still acknowledge when you get it that it's good. We didn't work against ourselves. Sometimes we created our own adversity but that's a learning process in itself. Hopefully there will be less of that as we move forward with some of the men that we continue to move forward with. That's what is going on with us. Again, I appreciate the efforts of the men. If I had to summarize our last game, it was what it was. We didn't do enough situationally to win. We knew what the circumstances of the situations were. We just didn't get it done. We didn't perform well enough in the red area on offense. We acknowledged leading into the football game that they were the No. 2 defense in the NFL in the red area. We probably didn't overcome the absence of Le'Veon Bell well enough in that area to be successful. I outlined the series as one that is characterized by physicality and splash plays, and they had more of that than we did, particularly as the game wore on. They created some turnovers down the stretch. I thought that became evident. But that's been evident in the history of this series. So I am not surprised by that. We accept responsibility for what happened. Obviously we didn't help our efforts with some of the penalties. Such is life. We learned a lot about penalties and how they affect the outcome of football games. I think collectively as a group this year and largely if you looked at the trajectory of the group, we got better in that regard. But that didn't work as an asset for us in the last football game. Again, I am thankful for the men and what they were willing to do. Forget what they are capable of. What they are willing to do on a day to day basis in terms of working to get better, I thought largely they did that. But we didn't realize our goal. And our goal is and always will be to be Champions. We fell short this year. We accept that. At the appropriate time we will move forward. I am sure I don't have a lot of answers that you may be looking for today in terms of how that might be, the players involved, coaches involved and things of that nature. I am just not there yet. I am more reflective and more in the mentality of summarizing what happened at this point. I hadn't had an opportunity to visit with many, if any, of these people. Obviously I will have the appropriate discussions with them regarding how we move forward before I have a lot of appropriate discussions with you about how we move forward. I just think that's the right way to

Coach Tomlin Press Conference January 6, 2015



go about business. So I will apologize on the front end if I don't have a lot of concrete answers about moving forward with you guys today. But I will do my best to answer any questions you might have.

Re: The performance of the coaching staff this season:

I was talking about the staff when I was talking about everyone. I routinely said players and coaches. And I think that it's tough to separate it because we're all in it together. I appreciate the efforts of the coaches as well as the players. I was referring to them when I was talking about the selfless nature (and) the willingness to work as opposed to what they're capable of. I have a lot of respect for what those men did and appreciation. When I was talking about the players I was talking about them as well in that regard.

How much would an injured groin affect Mike Mitchell's performance throughout the season?

I'm not into the excuse making. I'm not going to speculate on how that might have affected his performance. The reality is, as professional football players, often times they show and play in less than ideal physical circumstances. I appreciate his willingness to do that. I appreciate his efforts. I appreciate what he did for us. But I'm not going to quantify his production based on a set of circumstances that are really irrelevant in the big scheme of things. He was well enough to play. He's going to address that as we move forward. He's on the short list of guys that could be looking at offseason surgery to correct that issue. Ben (Roethlisberger) could have offseason surgery (in) a minor procedure to clean up his knee. Matt Spaeth could have an offseason surgery to clean up things with his elbow. Largely we're in pretty good shape from a health standpoint in terms of the things that the guys were dealing with and playing with. This season was no different than any other in that regard. I'm just not into that.

Re: Having a better record this season and do you think that the team was better this season regardless of the record:

I think just without including 2013 (and) just looking at 2014, I think that we're a much better team at the end of the journey than we were at the beginning. You better be if you're growing in the right ways. I think that we did that individually and collectively over the course of the journey. The growth and the development of young players and the etching out of roles and guys ascending is a part of that. We have a lot of guys that took big positive steps in 2014. As I reflect on the journey that is that season I do feel comfortable about the growth of a lot of men and a lot of things to be proud and be excited about when we move forward at the appropriate time.

What are your thoughts in Le'Veon Bell's interest in playing in the Pro Bowl?

I think first and foremost it's got to be health related. We'll see what his overall health looks like and then make the appropriate judgment for himself. But if it were today, I doubt that he would be healthy enough to participate. But he's got some time.

How would you evaluate Mitchell's performance, injury aside?

I like his performance over the course of the season. I just think big picture wise he's arrow pointed up in terms of his performance as it should (be). As he gets up to speed with not only what we do here but how he fits in it. I thought as the season wore on he got better and particularly over the course of the last month. I was excited about the trajectory of his performance and I am moving forward.

Coach Tomlin Press Conference January 6, 2015



Did Mitchell play better with Will Allen or Troy Polamalu?

I'm less concerned about partners in terms of who he's playing with (laughing). In this game at this level you can't lean on many people (and) particularly back there in the midst of all that grass. His performance is his performance. I think his performance got better as the season wore on regardless of who he was playing with.

Was there anything that facilitated the improvement from September to December?

I just think that the guys had a great approach about getting better on a day-to-day basis. When you got a lot of critical young components that better be an element of it. I think that was probably the chief element of it. I also think that we have some leaders (and) some guys that are out front that make that environment an easier one to create because of how they approach their daily business. Guys like Antonio Brown, guys like Maurkice Pouncey, guys like Cam Heyward are great workers. Not only are they great players, they're great workers. I think that they provide a pretty good compass in leadership for others to follow in regards to bringing the mentality that's geared towards getting better on a daily basis and working.

Re: Spence playing this season and does that bring you any pride and how do you evaluate his play:

I think I've been pretty consistent throughout the Sean Spence thing about my position in terms of what he was capable of, even in disagreement with some people that I work with. I just know a lot about professional athletes. They're not normal. They don't get to this level of competition without having some unique qualities, particularly in the face of adversity, that allow them to overcome. It's not about talent that gets them here. Talent is just an element of it. I think it's will. So I'm never surprised when these guys routinely overcome what is seemingly insurmountable odds. I believe that regarding him then. I've been consistent with it. My tune is not changing. It was a good start for him in terms of getting back on the field, but I would imagine that it's going to be a short period of time. He's going to be working to ascend and he better because that's just the nature of this thing (laughing). The competition is going to continually get stiff and stiffer. We're going to continue to add people to the mix that makes it tough to have a similar role as you had the year before. Not only that, but the people that remain are not going to be the same. I imagine young people that he worked with and competed against from time to time; guys like Ryan Shazier and Vince Williams have a similar mindset in terms of ascending and getting better. That all creates a good, positive environment (and) one that I don't mind pulling the strings on.

In what areas can the offense improve next season?

In all areas. Seriously. If there is a ceiling in this thing it's because you put it on yourself from a perception standpoint. Why can't we, as I sit here today, get better in all areas? Not only offensively but defensively and special teams. It's amazing how we as humans are capable of limiting what we are capable of just simply because we set parameters on our own expectations. I try to consciously not do that. You asked a question what areas can we get better in? My answer is what areas can we not get better in? That needs to be our mentality and hopefully it will be.

Coach Tomlin Press Conference January 6, 2015



Did you like what you saw in Cortez Allen after he was sat down?

I didn't see much from him. His overall health was an element of it. He got his knee scoped a couple of weeks back. He's a couple weeks post-op from a knee scope that he was dealing with over the course of the season. Obviously the thumb injury was what it was. He's going to write his story in terms of how he responds to that adversity. But it's not unlike a lot of people in this business and particularly at that position. Ike Taylor and I laughed quite a bit about his present circumstance because Ike has been there. The ups and downs associated with playing corner in the NFL (with) promotions, demotions, playing in rhythm, trying to find that rhythm is all part of it. How you respond to the adversity that the game of football or professional football presents you often times defines you and defines your career. He's going to be faced with a stiff challenge in terms of responding to the adversity that he faced this year. I look forward to watching him do that and helping him in any way that I can professionally.

Did Ben Roethlisberger and Heath Miller have a concussion and was protocol followed in their evaluation?

I assure you that proper protocol was followed. We're not into that. That's not how we do business and I'm sure that those guys would relay that to you. During the course of the injuries in the game I wasn't really up to speed with what was going on with them. We had some activity going on the field and I had that level of trust in our medical staff. Not only in terms of their capabilities but their understanding about how we do business. I have no reservations or hesitations in that regard. Really I take offense to the assumption that we would put those guys in harm's way.

Re: The decision to start Ben Tate and did his fumble dictate his usage going forward:

The decision to start him was easy. He's seen a heck of a lot more football than the other candidates over the course of his career. Whether it be the playoff atmosphere and things of that nature and him having been a part of that environment over the course of his career, particularly as a young guy as a Houston Texan and being on some good teams. We just thought that that experience was invaluable and that if he could get up to speed that it would lessen the load of the group if he would absorb some of those first initial snaps of the game and really get us started and allow the other young guys to play into the game. He did a nice job of preparing himself and getting up to speed and being what we desired for him to be. But that also answers the second element of that question. The fumble was irrelevant in regards to that. We were going to start with him and work the other guys in and balance the workload out over the course of the football game. The other guys were in position to know more of our football than him having been here for a longer period of time. We were not going to not acknowledge his overall professional experience and what that means, particularly in terms of getting started in a game like that with the amount of emotions and the atmosphere that encompasses playoff football.

If James Harrison wants to return do you want him back?

I'm going to discuss that with James before I discuss that with you guys and I mean that sincerely. I appreciate what transpired this year. But what transpired this year is not going to have a bearing on how we move forward. I'm just not in position to talk at a great length about anyone in regards to how we move forward at this point. I just think it's appropriate that I do that with them exclusively first and foremost. I will with everybody – players and coaches.

Coach Tomlin Press Conference January 6, 2015



How difficult is it to evaluate Jarvis Jones due to him missing a lot of time to injury?

It's not. Because I just think how you deal with injuries is an element of the evaluation. How susceptible you are to injury is an element of the evaluation. We all are evaluated on all elements on how we perform. Often times and in some instances we have no control over some of the things that happen to us. We have all the control over how we respond and how bounce back. There's a lot to evaluate to the midst of adversity like injuries and significant ones. I would imagine that he knows a lot more about himself as a football player and a professional now than he did prior to that injury. It creates misery, short-term misery, but also an opportunity for big-time growth. It will be interesting to see what that discussion is for him from his perspective and from ours as we move forward with him.

At what point do you sit down with General Manager Kevin Colbert and discuss the salary cap situation?

We started some yesterday. It's continual. That's one of the things that I really enjoy about what I do. It never gets stale. You better love it because the wheels keep turning (laughing). 'Hey, sorry about the season, do you want to talk cap?' That's kind of Kevin's mentality (laughing). Such is the nature of the thing. We're already putting plans and courses in action in terms of how we're going to go about coming shoulder-to-shoulder to evaluate the upcoming talent. East-West (Shrine) game, Senior Bowl, etc. I enjoy that. He does a heck of a job of laying a foundation for me that I can get on the moving train that is evaluation and come alongside him and work. We'll get to that, but rest assured, there's not a lot of lapse time before those discussions happening (laughing).

Does that affect greatly what is discussed in the exit interviews with the players?

No. Largely, again like I said when I started this discussion, those exit interviews need to be focused on summarizing and reflecting on what happened, individually and collectively, to maximize the learning and growth opportunity that is a football season. I think that sometimes you can spend so much time planning and moving forward that you miss the forest from the trees. I think that reflecting and talking about what happened and summarizing and re-living, and in some cases even talking about the experience of others that are close to us, often times you miss what's going on around you when you're living it. There are awesome lessons to be gleaned through the adversity and things of others that maybe some people might miss. Maybe Ryan Shazier misses a story that is a Sean Spence. Maybe if I spend some time summarizing and giving him some background on what transpired before he got here, it can help him deal with the adversity that is professional football (and) the bumps and bruises and injuries and things that are associated with it. I don't want to move too quick and I never do even if it makes settings like this somewhat uncomfortable and less productive than maybe they should be for you guys. We have to summarize. We have to just look at what happened and why and maximize the learning opportunity that is the 2014 season.

Coach Tomlin Press Conference January 6, 2015



Is there a group that didn't get to the level that you wanted it to?

I wanted our return game to be more explosive than what it is if you're talking about that specifically. We warmed up to applying pressure on the quarterback and creating turnovers. Those are two things that good defenses do consistently. I thought we warmed up to that over the big picture of the season. We have to start with a better baseline in that regard if we want to be the type of defense and the team that we desire to be. We always need to protect and do a great job of protecting Ben and having a great balance offensively. I think we evolved to those things. We're never going to move along the process of growth and development as quickly as I like. I understand that. That's human nature. But you asked me to summarize a few things so I gave you a few. There are many. There are more than I'm willing or capable of acknowledging at this point, but that's what this time period is about if we're sincere about learning as much as we can from it.

Did Jason Worilds evolve?

From my perspective he did but he is better equipped to answer that than I am.

Re: Worilds' performance:

From a big picture standpoint I thought he evolved over the course of the season. I thought his arrow was pointing up. I thought he did a nice job for us regardless of what we asked him to do. He was in a leadership position. I thought he came out of his shell a little bit and interacted with younger players and helped them in their growth and their development. There is value in terms of that. I thought it was a productive year.

Re: The benefits of getting a contract done for Ben sooner rather than later:

I am sure there are positives. I am sure there are negatives.

Do you have any inside linebackers that could potentially move to the outside?

There isn't anybody that bowls me over or is seeping with potential as an outside linebacker. There are guys that are capable of providing some quality snaps for us there. But those guys are where they are right now in terms of natural positioning. It doesn't mean I am not going to challenge people to have position flexibility. You know that we do that. You know that we value that. It helps us. Moving away from that approach, but as I sit here today there are no inside linebackers that are seeping with outside linebacker capabilities. I may be surprised, and that's the beautiful thing about it. I know that by the way we approach our business, we will always give guys an opportunity to show flexibility and to prove us wrong in a lot of ways, and we routinely are. And that's okay.

Re: You signed seven guys to future contracts, and three of them were here all season:

They have done enough to proceed.

Re: Motivating Mike Wallace by calling him a 'one-trick pony' and is that something you have done with Martavis Bryant:

I saw growth in him. I am going to stop short of using your words, which are complete. I saw growth in him. And that growth came with snaps. I would imagine he is going to get more opportunities to grow with those snaps. The thing is, he has to continue to grow and have an open mind. He has to acknowledge that he doesn't have all the answers. Sometimes that is seemingly more difficult than it appears. He probably has less anxiety now than he did nine or 10 months ago because there are less unknowns. Sometimes that's a good thing for men, and sometimes that's a bad thing for men. I am going to be watching him very closely as he proceeds.

Coach Tomlin Press Conference January 6, 2015



You are a defensive guy. But are you comfortable with being possibly labeled as an offensive team?

Yes. Absolutely. Because I like to win. The goal is to score one more point than your opponent. If it is low scoring, great. If it is high scoring, great. We are just trying to get out of stadiums with wins. We have to put our own personal agendas behind. The agenda is winning, and winning in the right ways. I like the fact that we have a good, balanced offense with a lot of weapons. That is not a negative. I am not going to make it one.

Does Dick LeBeau want to come back. And will you welcome him back?

Again, I haven't talked to him. I am not going to get into all of that for the many reasons that I have already outlined.

Re: Brad Wing:

I thought he got better. I still think he is capable of being better. He will be given an opportunity to do that. He also may be presented with a challenge that is competition. We will see what this next journey holds for him in that regard.

Is it fair to say based on who is returning on offense that the offseason focus is primarily on defense?

No. We are trying to get better and what all of that entails. Just because we have some outstanding, front-line guys on offense, it doesn't mean that we can't get better. It might be as simple as fortifying depth in some positions. But we aren't going to neglect any element of our team as we try to build it as strong as it can be for 2015.

Is it fair to describe the secondary as the area of greatest concern for next season?

It's fair. You could do it. But again, I am not.

Re: The importance of having a franchise quarterback:

I don't know what defines a franchise quarterback. I hear that term thrown around too often to be quite honest with you. If you follow professional football you would think half the teams in the league have a franchise quarterback, and we all know that's not the case. I try to stay away from those generalizations that we all use to seek comfort and make ourselves feel good about our circumstances. We have a good quarterback. I like him. I would like to keep him.

Re: The flag that was picked up in the Dallas/Detroit game and the possibility to expand coach's challenges:

I didn't watch any football. I kind of heard about it but I still haven't seen it. I am not opposed to expanding the capacity of coaches challenging plays in an effort to get it right. As a coach, obviously I would love that autonomy. I am not opposed to the discussion. I am also into being a part of the solution as opposed to sitting around and complaining about the present state. I have an opportunity to do that because of some of the things that I do with the Competition Committee. I take a great deal of pride in that. I just don't want to sit on the side and be a complainer. I like to be a part of the process. I have been given an opportunity to do that. I look forward in continuing to do that. It's not perfect. We all acknowledge that. We all want to work for perfection. We all acknowledge that maybe perfection is something that is unattainable. But it's not going to stop us from trying. I love professional football. I love the state of it. Can we be better? Certainly. But I want to be a part of the solution as opposed to somebody that sits on the side and complains. That's not my style.

**Coach Tomlin Press Conference
January 6, 2015**



Have those discussions come up in your meetings with the Committee?

It has come up continually because we aren't afraid to ask the uncomfortable questions. I think that it will come up again. Whether or not we choose to advance with the discussion is something that is an element of present circumstance and I would imagine it always will be. I would imagine that some of the things that transpired over the course of this season will change a similar conversation we had a year ago. I am looking forward to being a part of the process. I don't necessarily have hardcore answers on how that process might be, but I also think that is good. I think that we all need to go into it with an open mind about where it could go in an effort to safeguard, protect and advance our game.



2014 Season In Review

- ✦ **Season-In-Review Notes**
- ✦ **Game Summaries**
- ✦ **Steelers 2014 Attendance Facts**
- ✦ **AFC North Playoff Race Week-by-Week**
- ✦ **Steelers NFL Rankings**
- ✦ **Steelers in Domes (Since 1970)**
- ✦ **Steelers Rushing/Receiving Combinations**
- ✦ **Steelers Quarterbacks Starting Records**
- ✦ **Steelers All-Time Leaders**



2014 SEASON HIGHLIGHTS

40TH ANNIVERSARY OF FIRST TITLE

The Steelers celebrated the 40th anniversary of the team's first championship, Super Bowl IX, with a variety of events in 2014.

Super Bowl IX was Pittsburgh's first title game appearance. The team captured their first NFL Championship with a 16-6 victory over the Minnesota Vikings in Tulane Stadium.

RB Franco Harris was named the game's MVP with a rushing performance of 158 yards on 34 carries, establishing a new Super Bowl record. Harris gave the Steelers a 9-0 lead in the third quarter on a nine-yard rush.

QB Terry Bradshaw connected with Larry Brown for a four-yard touchdown toss to seal the Steelers' victory.

Some highlights that took place in recognition of the team's Super Bowl IX win during the 2014 season included:

- **Super Bowl IX 40th Anniversary Patch:** The team wore a special patch on their uniform against the New Orleans Saints (Nov. 30).
- **November 30th Halftime Ceremony:** Players from the Super Bowl IX team were recognized during a halftime ceremony of the Saints game.
- **Commemorative Game Ticket Logo:** The Steelers printed a separate Super Bowl IX 40th Anniversary logo on game tickets for the November 30th game.
- **Alumni Weekend:** November 29-30 served as the team's annual Alumni Weekend to celebrate the team's 40th Anniversary victory in Super Bowl IX.
- **Alumni Weekend Dinner Gala:** On November 29, Heinz Field hosted the Alumni Weekend Dinner Gala with proceeds benefitting the UPMC Sports Medicine Concussion Program and The Cancer Caring Center. Players from the Super Bowl IX Championship team were introduced at the event and shared their stories from the 1974 season.
- **1974 Audio Replays:** Replay of audio from the 1974 season and Super Bowl IX, which featured Myron Cope and Jack Fleming, were broadcast on Steelers Nation Radio on Alumni Weekend.



CHUCK NOLL DAY AND DECAL

Steelers President **Art Rooney II** announced in July on Steelers Nation Radio that the team would wear helmet decals as part of a season-long commemoration of Chuck Noll's coaching career.

The decals, unveiled on Monday, September 1, were displayed on the team's helmets for the first time during the team's 2014 Week One home opener against the Cleveland Browns, a date designated Chuck Noll Day as the result of bipartisan resolution introduced by Pennsylvania's two United States Senators – Pat Toomey (R-Pa.) and Bob Casey (D-Pa.).

Noll, the only coach to win four Super Bowls (IX, X, XIII and XIV), compiled a 209-156-1 record in 23 seasons at the helm of the Pittsburgh Steelers from 1969-1991. He was inducted into the Pro Football Hall of Fame in 1993.



GREENE NUMBER '75' RETIRED

The Steelers retired Joe Greene's Number '75' in a ceremony on November 2, when the team hosted Baltimore at Heinz Field.

Greene, the leader of the "Steel Curtain" defense during the 1970s, helped lead the team to four Super Bowl victories and six AFC Championship game appearances.

Throughout his 13-year playing career, all with Pittsburgh, Greene earned All-NFL honors five times and all-conference accolades 11 straight years to begin his tenure. He was twice named the NFL's Defensive Player of the Year in 1972 and 1974.

The team's No. 1 draft pick in 1969, Greene quickly emerged in the league as he was named the NFL's Rookie of the Year and received the first of his 10 Pro Bowl selections.

Greene was elected to the Pro Football Hall of Fame in 1987 and has been recognized with the following honors:

- All-Time NFL Team (2000)
- NFL 75th Anniversary Team
- Super Bowl Silver Anniversary Team
- 1970s All-Decade Team

Greene's Number '75' has not been issued by the Steelers since his retirement following the 1981 season. He joined Ernie Stautner (No. 70) as the only players in franchise history to officially have their number retired.

After a 13-year playing career, Greene briefly worked as a color analyst for CBS Sports before becoming the Steelers' defensive line coach from 1987-91. He then went on to coach the defensive line for the Miami Dolphins (1992-95) and the Arizona Cardinals (1996-03) before retiring from coaching and moving into the player personnel department with the Steelers. He spent nine years as a special assistant for pro and college personnel for Pittsburgh before retiring in 2013.



2014 CAPTAINS

The Steelers selected four players to serve as team captains for the 2014 season, the team announced through a vote of their teammates.

QB Ben Roethlisberger served as the offensive captain, **S Troy Polamalu** served as the defensive captain and **S Robert Golden** and **K Shaun Suisham** served as the special teams captains.

Roethlisberger was selected as an offensive captain for the sixth time in his career (2008, '09, '11, '12, '13 and '14). This marked Golden's, Polamalu's and Suisham's first selections as captains.

STEELERS CLAIM THE NORTH

The Pittsburgh Steelers closed out the 2014 regular season with a perfect 4-0 record in the month of December en route to an 11-5 record to clinch the AFC North division title for the sixth time since NFL realignment in 2002 - the most in the division (Pittsburgh: 6, Baltimore: 4 and Cincinnati: 3).

Pittsburgh is one of the most successful teams in NFL history. The team's 21 division titles are the most since the AFL-NFL merger in 1970 and is tied for the most playoff berths since the merger with 27:

DIVISION TITLES SINCE THE 1970 AFL-NFL MERGER

<u>TEAM</u>	<u>DIVISION TITLES</u>
Pittsburgh Steelers	21
San Francisco 49ers	19
Dallas Cowboys	18
Minnesota Vikings	16
New England Patriots	16

PLAYOFF BERTHS SINCE THE 1970 AFL-NFL MERGER

<u>TEAM</u>	<u>PLAYOFF BERTHS</u>
Pittsburgh Steelers	27
Dallas Cowboys	27
Minnesota Vikings	25
San Francisco 49ers	24
Baltimore/Indianapolis Colts	22
Miami Dolphins	22

The team's seven consecutive playoff wins from 1974-76 are tied for third-most in NFL history:

CONSECUTIVE PLAYOFF VICTORIES

<u>TEAM, YEARS</u>	<u>CONS. WINS</u>
New England Patriots, 2001, 2003-05	10
Green Bay Packers, 1961-62, '65-67	9
Pittsburgh Steelers, 1974-76	7
San Francisco 49ers, 1988-90	7
Dallas Cowboys, 1992-94	7
Denver Broncos, 1997-98	7

WILD CARD VS. BALTIMORE

Pittsburgh hosted the Baltimore Ravens in a 2014 AFC Wild Card playoff game at Heinz Field on January 3, falling 30-17, and to 4-4 in Wild Card postseason games in team history (3-2 at home):

PITTSBURGH STEELERS WILD CARD GAME RESULTS

<u>DATE</u>	<u>OPPONENT</u>	<u>RESULT</u>
12/31/89	vs. Houston Oilers	W, 26-23 (OT)
1/8/94	at Kansas City Chiefs	L, 24-27 (OT)
12/29/96	vs. Indianapolis Colts	W, 42-14
1/5/03	vs. Cleveland Browns	W, 36-33
1/8/06	at Cincinnati Bengals	W, 31-17
1/5/08	vs. Jacksonville Jaguars	L, 31-29
1/8/12	at Denver Broncos	L, 29-23 (OT)
1/3/15	vs. Baltimore Ravens	L, 30-17

The loss was the team's first to Baltimore in their postseason series history (3-1). Pittsburgh is now 33-23 in playoff history (21-10 at home) and 7-4 at Heinz Field in the postseason since the stadium opened in 2001.

Pittsburgh's 30-17 loss vs. the Ravens was the first time the Steelers lost to a divisional opponent in the third meeting of a season in the playoffs (9-1).

TOMLIN IN THE PLAYOFFS

Head Coach **Mike Tomlin** is only the second coach in NFL history to reach two Super Bowls in his first four seasons as a head coach (Joe Gibbs - Washington Redskins).

The Steelers are 5-4 during the Mike Tomlin era in the postseason, with three of his four losses being by six points or less.

Mike Tomlin is the youngest coach in NFL history to win a Super Bowl. The following is a look at the youngest head coaches in Super Bowl history:

<u>SEASON</u>	<u>COACH</u>	<u>TEAM</u>	<u>YEAR</u>	<u>DAYS</u>
2008	Mike Tomlin	Pittsburgh	36	323*
1995	Bill Cowher	Pittsburgh	38	265
1968	Don Shula	Baltimore	39	8
2002	Jon Gruden	Tampa Bay	39	162
1967	John Rauch	Oakland	40	147

* Age on Feb. 1, 2009

Mike Tomlin became just the seventh coach in NFL history to win a Super Bowl within his first two seasons as head coach. The following is a look at the seven coaches who have won a Super Bowl within their first two seasons:

<u>YEAR</u>	<u>COACH</u>	<u>TEAM</u>	<u>SEASON</u>
2008	Mike Tomlin	Pittsburgh Steelers	2nd
2000	Brian Billick	Baltimore Ravens	2nd
1995	Barry Switzer	Dallas Cowboys	2nd
1989	George Seifert	San Francisco 49ers	1st
1982	Joe Gibbs	Washington Redskins	2nd
1980	Tom Flores	Oakland Raiders	2nd
1971	Don McCafferty	Baltimore Colts	2nd

Winningest Active Coaches in the Postseason

(Winning Percentage)

(Updated through 1/4/14)

<u>NAME</u>	<u>W</u>	<u>L</u>	<u>PCT.</u>
Jason Garrett	1	0	1.000
John Harbaugh	10	4	.714
Bill Belichick	19	9	.679
Ken Whisnehunt	4	2	.667
Tom Coughlin	12	7	.632
Pete Carroll	6	4	.600
Sean Payton	6	4	.600
John Fox	8	6	.571
Mike Tomlin	5	4	.556
Mike McCarthy	6	5	.545
Chuck Pagano	2	2	.500
Mike McCoy	1	1	.500
Andy Reid	10	10	.500
Ron Rivera	1	1	.500
Lovie Smith	3	3	.500
Jeff Fisher	5	6	.455
Jim Caldwell	2	3	.400
Marvin Lewis	0	6	.000
Bruce Arians	0	1	.000

MISC. STEELERS POSTSEASON NOTES

- In 2005, the Steelers became the first No. 6 seed in NFL history to win the Super Bowl. Since then two other Wild Card teams have gone on to win the Super Bowl ('10 Green Bay, sixth seed and '07 Giants, fifth seed).
- Pittsburgh has played in 56 playoff games, which is second all-time behind Dallas (59).
- The Steelers have won nine of their last 13 postseason games.
- Pittsburgh is 7-4 all-time in the postseason at Heinz Field since the stadium opened in 2001, including winning four of their previous five.
- The Steelers won the AFC Central title a team-record six consecutive seasons from 1974-79. They also won four consecutive division titles from 1994-97.
- The Steelers won a team-record seven consecutive postseason games, including two Super Bowls (IX and X), from Dec. 22, 1974 through Dec. 19, 1976. They won six consecutive postseason games from Dec. 30, 1978 through Jan. 20, 1980, including victories in Super Bowls XIII and XIV.
- The Steelers have been shut out only once in the postseason, during the 1947 Eastern Division Playoff game, Dec. 21, 1947, versus the Philadelphia Eagles. The Steelers and Eagles finished that season with 8-4 records and tied for first place in the Eastern Division. In those days, there was only one NFL Championship Game, so the two Pennsylvania neighbors squared off for the right to face the Chicago Cardinals in the Championship Game. The Eagles won, 21-0, but lost in the Championship Game, 28-21, to the Cardinals, the same franchise the Steelers faced in Super Bowl XLIII.
- The Steelers record for fewest points allowed in a playoff game is five, during a 34-5 win in the 1978 AFC Championship Game versus the Houston Oilers at Three Rivers Stadium, on Jan. 7, 1979. The Steelers allowed a team-high 45 points during a 45-28 AFC Championship Game road loss to the Miami Dolphins on Jan. 6, 1985.
- Pittsburgh has faced 22 different teams in the postseason and has a winning record against 12 of those opponents. The Steelers have split their postseason contests with one team and have a losing record versus nine teams.

STEELERS PLAYOFF OT GAMES

Pittsburgh's most recent playoff game - an overtime loss at Denver in the 2011 Wild Card - was the team's fifth overtime postseason game in franchise history.

The Steelers are 2-3 in those contests (1-3 on the road), with all games being decided by six points or less. All three of the Steelers' overtime losses have come on the road.

DATE	OPPONENT	RESULT	ROUND
12/31/89	at Houston Oilers	W, 26-23	Wild Card
1/8/94	at Kansas City Chiefs	L, 27-24	Wild Card
1/11/03	at Tennessee Titans	L, 34-31	Divisional
1/15/05	vs. NY Jets	W, 20-17	Divisional
1/8/12	at Denver Broncos	L, 29-23	Wild Card

STEELERS VS. TEAMS IN POSTSEASON

TEAM	RECORD	Pct.
Baltimore/Indianapolis Colts	5-0	1.000
Cleveland Browns	2-0	1.000
New York Jets	2-0	1.000
Arizona Cardinals**	1-0	1.000
Cincinnati Bengals	1-0	1.000
Los Angeles Rams**	1-0	1.000
Minnesota Vikings**	1-0	1.000
Seattle Seahawks**	1-0	1.000
Baltimore Ravens	3-1	.750
Houston Oilers/Tennessee Titans	3-1	.750
Buffalo Bills	2-1	.667
Dallas Cowboys**	2-1	.667
Oakland/Los Angeles Raiders	3-3	.500
Denver Broncos	3-4	.429
Miami Dolphins	1-2	.333
San Diego Chargers	1-2	.333
New England Patriots	1-3	.250
Green Bay Packers**	0-1	.000
Detroit Lions	0-1	.000
Jacksonville Jaguars	0-1	.000
Kansas City Chiefs	0-1	.000
Philadelphia Eagles*	0-1	.000
Total	33-23	.589

* 1947 Eastern Division playoff game.

** Super Bowl opponent.

STEELERS SUPER BOWL HISTORY

The Steelers are 33-23 (.589) in the postseason, including a 21-10 record at home, a 7-10 mark on the road and a 6-2 record at neutral sites (Super Bowls IX, X, XIII, XIV, XXX, XL, XLIII and XLV).

Pittsburgh has played in the Super Bowl three times since 2005 and the team's eight trips to the Super Bowl are tied for the most in NFL history with the Dallas Cowboys. The Steelers' six wins in the Super Bowl are the most in league history.

The following is a look at Pittsburgh's Super Bowl history:

DATE	OPPONENT	RESULT	SITE
1/12/75	Minnesota Vikings	W, 16-6	New Orleans, La.
1/18/76	Dallas Cowboys	W, 21-17	Miami, Fla.
1/21/79	Dallas Cowboys	W, 35-31	Miami, Fla.
1/20/80	L.A. Rams	W, 31-19	Pasadena, Calif.
1/28/96	Dallas Cowboys	L, 27-17	Tempe, Ariz.
2/5/06	Seattle Seahawks	W, 21-10	Detroit, Mich.
2/1/09	Arizona Cardinals	W, 27-23	Tampa, Fla.
2/6/11	Green Bay Packers	L, 31-25	Arlington, Texas

STEELERS POSTSEASON NOTES

HEAD COACH MIKE TOMLIN

- Owns a 5-4 all-time record in the postseason.
- Became the second head coach in NFL history to reach two Super Bowls in his first four seasons as a head coach.
- Became the youngest head coach in NFL history to win a Super Bowl (Super Bowl XLIII).
- Became just the seventh coach in NFL history to win a Super Bowl within his first two seasons as head coach.

QB BEN ROETHLISBERGER

- Is 10-5 all-time (.667) in the postseason as a starting quarterback.
- Led the Steelers to the Super Bowl in three of his first seven seasons as the starting quarterback.
- Became just the sixth quarterback in NFL history to start three Super Bowls in his first seven seasons (Troy Aikman, Tom Brady, John Elway, Bob Griese, Jim Kelly).
- Led the Steelers to four AFC Championship Games in his first seven seasons as the starting quarterback, becoming just the eighth quarterback in NFL history to do so (Troy Aikman, Tom Brady, Terry Bradshaw, Jim Kelly, Donovan McNabb, Ken Stabler, Roger Staubach).
- Became the youngest quarterback in league history to win a Super Bowl (Super Bowl XL) at 23 years old.
- Became the second-youngest starting quarterback to win two Super Bowls (26 years, 336 days old on Feb. 1, 2009; Tom Brady - 26 years, 182 days on Feb. 1, 2004).
- Engineered a game-winning, 78-yard drive that culminated with a six-yard touchdown pass to WR Santonio Holmes for the go-ahead score with 35 seconds left in Super Bowl XLIII.
- Became just the 10th quarterback in NFL history to win more than one Super Bowl (Terry Bradshaw, Joe Montana - 4; Troy Aikman, Tom Brady - 3; Ben Roethlisberger, John Elway, Bob Griese, Jim Plunkett, Bart Starr, Roger Staubach - 2).
- In 15 career postseason games, has a 61.5 completion percentage (279-of-454) for 3,484 yards and 21 touchdowns with 19 interceptions for a 83.3 passer rating. His 61.5 completion mark and 279 completions are Steelers postseason records and ranks second in passing yards and touchdowns.
- Has thrown a touchdown pass in 13 of his 15 career postseason games, including seven multi-touchdown games.
- Had a career playoff-high 65-yard touchdown pass to WR Santonio Holmes in the 2008 AFC Championship Game versus the Baltimore Ravens.
- Posted a career playoff-high 337 yards passing in the 2007 AFC Wild Card game against the Jacksonville Jaguars.
- Has engineered three postseason fourth quarter/overtime game-winning drives, including most recently in the 2010 AFC Divisional Playoff Game against the Baltimore Ravens.
- Surpassed Terry Bradshaw (261) for the most pass completions by a Steeler in postseason history with his 14th completion against Baltimore in the 2014 Wild Card game on Jan. 3.
- Eclipsed 150 passing yards in the first half of a playoff game for the fourth time in his NFL career with 183 in the 2014 AFC Wild Card – his second highest total (188 vs. Baltimore 1/18/2009).
- Set a Steelers postseason record for the most completions in the first half of a playoff game with 18 vs. Baltimore in the 2014 AFC Wild Card game.
- His 31 completions in the 2014 AFC Wild Card game set a personal playoff game best in his NFL career (29 vs. Jacksonville 1/5/2008) and are the second-most in team history for a postseason game.
- Recorded the second 300-yard postseason game of his NFL career, finishing with 334 vs. Baltimore in the 2014 AFC Wild Card game (337 vs. Jacksonville 1/5/2008).

TE HEATH MILLER

- Team is 9-4 in the postseason during his career.
- Has 46 career postseason receptions for 573 yards (12.5 avg.) with four touchdown catches, all team postseason records for tight ends.
- His 573 receiving yards are fourth-most in Steelers playoff history and his 46 receptions are tied for fourth.
- Ranks sixth in the NFL playoff history among tight ends with 46 catches and seventh with 573 receiving yards.
- Has caught a pass in nine consecutive postseason games played and in 12 of his 13 career playoff games.
- Has caught at least five passes in five postseason games.
- Caught six passes for 76 yards in the 2014 AFC Wild Card game.
- In the 2010 AFC Championship Game, finished with two receptions for 38 yards (19.0 avg.).
- Had career playoff-highs of eight catches for 85 yards in the 2007 AFC Wild Card Game against the Jacksonville Jaguars.
- Of his 46 postseason catches, 26 have gone for first downs or touchdowns.

WR ANTONIO BROWN

- Has postseason career totals of 19 catches for 277 yards in five games.
- Made his first career postseason start in the 2014 AFC Wild Card game and posted game and career playoff highs of nine catches for 117 yards.
- Became the 10th player (20th occurrence) in Steelers playoff history to register a 100-yard receiving game and the first since the 2008 Super Bowl (Santonio Holmes, Feb. 1 vs. Arizona).
- In his first career postseason game, finished with a game-high 75 receiving yards in the Steelers' 2010 AFC Divisional Playoff win over the Baltimore Ravens.
- Hauled in a career postseason long catch of 58 yards on the Steelers' final drive to set up the game-winning touchdown against the Ravens.
- In the 2010 AFC Championship Game, caught a 14-yard pass on third-and-six to seal the victory in the final two minutes of the game.

WR MARTAVIS BRYANT

- Recorded five catches for 61 yards, including a six-yard touchdown reception in his first career playoff game in the 2014 AFC Wild Card game.
- Tied a Steelers single-game playoff record among rookies with five catches (fourth occasion).
- Became the sixth rookie in team history to catch a touchdown in a playoff game and the first since the 2005 AFC Divisional playoff (Heath Miller, Jan. 15 at Indianapolis).

WR MARKUS WHEATON

- Caught five passes for 66 yards in his first career playoff game vs. Baltimore in the 2014 AFC Wild Card and added three kickoff returns for 62 yards (20.7 average).

RB BEN TATE

- Made his first career postseason start in his fourth playoff game and contributed 19 rushing yards (five attempts) and two catches for nine yards.

RB JOSH HARRIS

- Rushed for 25 yards on nine attempts and caught two passes for six yards in his first career playoff game vs. Baltimore (2014 AFC Wild Card).

K SHAUN SUISHAM

- Converted a 45, 22 and a 47-yard field goal in the first half of the 2014 AFC Wild Card playoff game, increasing his postseason career totals to 12-of-17 on field goal attempts and 9-of-11 with the Steelers.
- Matched his personal single-game playoff record with three field goals made vs. Baltimore in the 2014 AFC Wild Card game (2011 Wild Card at Denver).
- Became the second Steelers player in postseason history to convert three field goals in the first half of a game (Norm Johnson, 1/6/1996 vs. Buffalo).
- Since the 2012 season, has converted each of his 32 field goal attempts within 40-49 yards, including the postseason – the longest active streak in the NFL.

STEELERS POSTSEASON NOTES

LB JAMES HARRISON

- Has posted 45 tackles (30 solo) in 14 career playoff games (nine starts) - 13 games (nine starts) with Pittsburgh and one with Cincinnati.
- Had one of the most memorable and game-changing plays in Super Bowl history with his record-breaking 100-yard interception return for a touchdown in Super Bowl XLIII. It marked the longest play in Super Bowl history, breaking the old mark of 99 yards on a kickoff return by Desmond Howard (Green Bay) vs. New England in Super Bowl XXXI.
- Finished Super Bowl XLIII with four tackles (three solo) and one interception and two QB hurries.
- Has 6.5 sacks in his postseason career, including 3.0 in the 2010 AFC Divisional Playoff Game vs. Baltimore.
- His three sacks in the 2010 AFC Divisional Game against the Ravens tied the team's postseason single-game record (Chad Brown vs. IND, 12/29/96 and Gerald Williams vs. KC, 1/8/94).
- Posted a six-yard sack in Super Bowl XLV.

LB LAWRENCE TIMMONS

- In nine career postseason games, has 47 tackles (36 solo), one fumble recovery and four special teams tackles.
- Tallied seven tackles (three solo) in the 2014 AFC Wild Card game.
- Had five tackles in the 2008 AFC Championship Game.
- His lone fumble recovery sealed the 2008 AFC Championship Game win over the Baltimore Ravens.
- Team is 5-4 in his eight games played (five starts).
- Made his first career postseason start in the 2010 AFC Divisional Playoff game vs. Baltimore and finished with nine tackles.

LB SEAN SPENCE

- Registered a sack and forced fumble on the same play of Ravens QB Joe Flacco – both firsts of his NFL playoff career – in the 2014 AFC Wild Card.

S TROY POLAMALU

- Team is 10-5 in 15 playoff games as a starter.
- Has 71 career postseason tackles (46 solo) with a half-sack and three interceptions (one touchdown).
- Led the Steelers defense with a career playoff game high of eight tackles in the 2014 AFC Wild Card vs. Baltimore.
- Team is 3-0 when he records an interception.
- Had a 40-yard interception return for a touchdown in the 2008 AFC Championship Game vs. Baltimore, the first postseason interception return for a touchdown Steelers' history.

CB IKE TAYLOR

- Team is 9-2 when he starts and 10-4 overall in the postseason.
- Has three interceptions in 14 playoff games.
- In the 2010 AFC Championship Game against the Jets, posted his first career sack and forced fumble by QB Mark Sanchez in the second quarter, which led to a 19-yard fumble return for a touchdown by CB William Gay.
- Finished with a team-high (tied) seven tackles (five solo) in Super Bowl XLIII.

CB WILLIAM GAY

- Has played in nine career postseason games and team is 5-4.
- Has two career postseason fumble recoveries.
- In the 2010 AFC Championship Game, posted his first career postseason touchdown as he scooped up a Jets' fumble and returned it 19 yards for a touchdown late in the first half.

S SHAMARKO THOMAS

- Blocked a punt in the fourth quarter of the 2014 AFC Wild Card – the first blocked punt in Steelers playoff history since Dec. 31, 1989 (Jerry Olsavsky at Houston) – with the play resulting in a safety.

DE STEPHON TUITT

- Recovered a fumble in the 2014 AFC Wild Card game.

P BRAD WING

- Punted three times for 115 yards – landing two inside Baltimore's 20 yard line – in the 2014 AFC Wild Card.

2014 AWARD WATCH

Many Steelers player received awards and accolades for their individual performances during the 2014 regular season.

Pittsburgh is sending multiple players to the Pro Bowl for the 14th straight season and for the 23rd time in the last 26 seasons.

A Steelers player earned player of the week or month honor five times during the 2014 season.

Below is a look at the various honors earned by Steelers players in 2014:

QB BEN ROETHLISBERGER

- 2015 Pro Bowl selection
- Selected AFC Offensive Player of the Week twice after his performances in Weeks 8 and 9. In Week 8, completed 40-of-49 passes for 522 yards with six touchdowns and zero interceptions for a 150.6 passer rating, setting single-game Steelers records in completions, passing yards and passing touchdowns, earning his 100th career regular-season win in his 150th start.
- Roethlisberger's 522 passing yards tied for the fourth-most in league history and he became the first player to record two 500-yard passing games as he threw for 503 yards versus the Green Bay Packers in 2009.
- Followed up his Week 8 game by throwing for 340 yards and six touchdowns on 25-of-37 passing and zero interceptions in Week 9.
- His 12 touchdown passes in Weeks 8 and 9 set an NFL record for the most in any two-game span in league history.

RB Le'VEON BELL

- 2015 Pro Bowl selection
- 2014 Associated Press All-Pro First-Team
- Named AFC Offensive Player of the Week in Week 14 after totaling 235 yards from scrimmage (185 rushing and 50 receiving) with three touchdowns (two rushing and one receiving) in the team's 42-21 win at Cincinnati.
- He became just the second player in NFL history to record at least 200 scrimmage yards in three straight games (Walter Payton, 1977). It marked Bell's fourth 100-yard rushing game of the year and the 11th time this season that he recorded at least 100 scrimmage yards in a game.

WR ANTONIO BROWN

- 2015 Pro Bowl selection
- 2014 Associated Press All-Pro First-Team
- Earned AFC Offensive Player of the Month honors in December for recording 33 catches for 440 yards (13.3 avg.) with two touchdowns to help lead the Steelers to a 4-0 record in the final month of the regular season.
- Named AFC Special Teams Player of the Week after returning two punts for 84 yards, including a career-long 71-yard return for a touchdown in Week 17 vs. Cincinnati.
- It marked his third career punt return for a touchdown, which is tied for the second most in team history. On the season Brown registered 30 punt returns for 319 yards and his 10.6 average per return ranked fourth in the AFC.

C MAURKICE POUNCEY

- 2015 Pro Bowl selection
- 2014 Associated Press All-Pro First-Team

LB LAWRENCE TIMMONS

- 2015 Pro Bowl selection

WR MARTAVIS BRYANT

- Received the "Joe Greene Great Performance Award," given annually to the Steelers top rookie after recording 26 receptions for 549 yards and eight touchdowns. He had five receptions of 40+ yards on the season, including touchdowns of 94 and 80 yards. His 94-yard touchdown reception on December 7th at Cincinnati was the second-longest pass play in team history. Bryant set an NFL record with six receiving touchdowns in a player's first four games in the league.

STEELERS TEAM RANKINGS IN 2014

The Steelers offense flourished in 2014 and finished the regular season ranked in the top 10 in the NFL in multiple categories, including time of possession (1st), yards per first down play (1st), yards per play (T-1st), yards per game (2nd), first downs per game (2nd), passing yards per game (2nd) and points per game (7th):

2014 NFL TIME OF POSSESSION

<u>Rk.</u>	<u>TEAM</u>	<u>TIME OF POSSESSION</u>
1.	Pittsburgh	32:24
2.	Dallas	32:22
3.	Seattle	32:11

2014 NFL YARDS PER FIRST DOWN PLAY

<u>Rk.</u>	<u>TEAM</u>	<u>YARDS PER FIRST DOWN PLAY</u>
1.	Pittsburgh	6.42
2.	Dallas	6.09
3.	Baltimore	6.05

2014 NFL YARDS PER PLAY

<u>Rk.</u>	<u>TEAM</u>	<u>YARDS PER PLAY</u>
T1.	Pittsburgh	6.2
	Green Bay	6.2
T3.	Dallas	6.0
	Denver	6.0
	New Orleans	6.1

2014 NFL YARDS PER GAME

<u>Rk.</u>	<u>TEAM</u>	<u>YARDS PER GAME</u>
1.	New Orleans	411.4
2.	Pittsburgh	411.1
3.	Indianapolis	406.6

2014 NFL 1st DOWNS PER GAME

<u>Rk.</u>	<u>TEAM</u>	<u>1st DOWNS PER GAME</u>
1.	New Orleans	24.7
2.	Pittsburgh	23.7
3.	Indianapolis	23.2

2014 NFL PASSING YARDS PER GAME

<u>Rk.</u>	<u>TEAM</u>	<u>PASSING YARDS PER GAME</u>
1.	Indianapolis	305.9
2.	Pittsburgh	301.6
3.	New Orleans	297.8

2014 NFL POINTS PER GAME

<u>Rk.</u>	<u>TEAM</u>	<u>POINTS PER GAME</u>
1.	Green Bay	30.4
2.	Denver	30.1
3.	Philadelphia	29.6
4.	New England	29.3
6.	Dallas	29.2
6.	Indianapolis	28.6
7.	Pittsburgh	27.3

FRANCHISE MARKS SURPASSED

Pittsburgh's 2014 offense surpassed single-season franchise marks with its points scored, total yards, passing yards per game average and first downs in a season:

STEELERS POINTS SCORED - SINGLE-SEASON

<u>Rk.</u>	<u>YEAR</u>	<u>POINTS</u>
1.	2014	436
2.	1979	416
3.	1995	407
4.	2007	393
5.	2002	390

STEELERS TOTAL YARDS - SINGLE-SEASON

<u>Rk.</u>	<u>YEAR</u>	<u>TOTAL YARDS</u>
1.	2014	6,577
2.	1979	6,258
3.	2011	5,957
4.	2002	5,952
5.	2009	5,941

STEELERS PASSING YARDS PER GAME AVERAGE - SINGLE-SEASON

<u>Rk.</u>	<u>YEAR</u>	<u>PASSING YARDS PER GAME</u>
1.	2014	301.6
2.	2009	259.3
3.	2011	253.4
4.	2013	251.1
5.	1995	244.8

STEELERS TOTAL FIRST DOWNS - SINGLE-SEASON

<u>Rk.</u>	<u>YEAR</u>	<u>TOTAL FIRST DOWNS</u>
1.	2014	379
2.	1995	344
3.	2002	343
4.	2011	341
5.	1979	337

The 2014 Steelers offense featured 12 individual 100-yard receiving games in 2014 - the second such season in team history:

STEELERS INDIVIDUAL 100-YARD RECEIVING GAMES - SINGLE-SEASON

<u>Rk.</u>	<u>YEAR</u>	<u>INDIV. 100 YD. REC. GAMES</u>
T1.	2014	12
	1963	12
T3.	2010	11
	1958	11

SINGLE-SEASON PLAYER MARKS

QB Ben Roethlisberger established new Steelers single-season records for passing yards (4,952), completions (408), 300-yard games (9), 100.0+ passer rating games (10) and matched his own single-season franchise record for passing touchdowns (32) in 2014.

Below is a look at where his 2014 numbers stand in single-season Steelers history:

STEELERS SINGLE-SEASON PASSING YARDS LEADERS

<u>Rk.</u>	<u>STEELER, YEAR</u>	<u>PASSING YARDS</u>
1.	Ben Roethlisberger, 2014	4,952
2.	Ben Roethlisberger, 2009	4,328
3.	Ben Roethlisberger, 2013	4,261
3.	Ben Roethlisberger, 2011	4,077
5.	Terry Bradshaw, 1979	3,724

STEELERS SINGLE-SEASON COMPLETION LEADERS

<u>Rk.</u>	<u>STEELER, YEAR</u>	<u>COMPLETIONS</u>
1.	Ben Roethlisberger, 2014	408
2.	Ben Roethlisberger, 2013	375
3.	Ben Roethlisberger, 2009	337
4.	Ben Roethlisberger, 2011	324
5.	Tommy Maddox, 2003	298

STEELERS SINGLE-SEASON PASSING TD LEADERS

<u>Rk.</u>	<u>STEELER, YEAR</u>	<u>PASSING TOUCHDOWNS</u>
T1.	Ben Roethlisberger, 2014	32
	Ben Roethlisberger, 2007	32
T3.	Ben Roethlisberger, 2013	28
	Terry Bradshaw, 1978	28
T5.	Ben Roethlisberger, 2012	26
	Ben Roethlisberger, 2009	26
	Terry Bradshaw, 1979	26

WR Antonio Brown set the team's single-season receptions (129), receiving yards (1,698) and touchdown reception (13) records in 2014:

STEELERS SINGLE-SEASON RECEPTION LEADERS

<u>Rk.</u>	<u>STEELER, YEAR</u>	<u>RECEPTIONS</u>
1.	Antonio Brown, 2014	129
2.	Hines Ward, 2002	112
3.	Antonio Brown, 2013	110
T4.	Hines Ward, 2009	95
	Hines Ward, 2003	95

STEELERS SINGLE-SEASON RECEIVING YARDS LEADERS

<u>Rk.</u>	<u>STEELER, YEAR</u>	<u>RECEIVING YARDS</u>
1.	Antonio Brown, 2014	1,698
2.	Antonio Brown, 2013	1,499
3.	Yancey Thigpen, 1997	1,398
4.	John Stallworth, 1984	1,395
5.	Hines Ward, 2002	1,329

STEELERS SINGLE-SEASON RECEIVING TD LEADERS

<u>Rk.</u>	<u>STEELER, YEAR</u>	<u>RECEIVING TOUCHDOWNS</u>
1.	Antonio Brown, 2014	13
T2.	Hines Ward, 2002	12
	Louis Lipps, 1985	12
	Buddy Dial, 1961	12
T5.	Five other occasions	11

SINGLE-SEASON PLAYER MARKS

RB Le'Veon Bell set the Steelers single-season record for scrimmage yards (2,215), receptions (83) and receiving yards (854) by a running back and total first downs of 114 (since the NFL began tracking in 1991) in 2014.

Below is a look at where Bell's 2014 numbers stand in single-season Steelers history:

STEELERS SINGLE-SEASON SCRIMMAGE YARDS LEADERS

<u>Rk.</u>	<u>STEELER, YEAR</u>	<u>SCRIMMAGE YARDS</u>
1.	Le'Veon Bell, 2014	2,215
2.	Barry Foster, 1992	2,034
3.	Jerome Bettis, 1997	1,775
4.	Willie Parker, 2006	1,716
5.	Jerome Bettis, 1996	1,553

STEELERS SINGLE-SEASON RECEPTIONS BY A RUNNING BACK LEADERS

<u>Rk.</u>	<u>STEELER, YEAR</u>	<u>RECEPTIONS</u>
1.	Le'Veon Bell, 2014	83
2.	John L. Williams, 1994	51
3.	Merril Hoge, 1988	50
T4.	Merril Hoge, 1991	49
	Frency Fuqua, 1971	49

STEELERS SINGLE-SEASON COMBINED

FIRST DOWNS LEADERS

<u>Rk.</u>	<u>STEELER, YEAR</u>	<u>FIRST DOWNS (RUSH/REC)</u>
1.	Le'Veon Bell, 2014	114 (73 / 41)
2.	Jerome Bettis, 1997	99 (94 / 5)
3.	Barry Foster, 1992	98 (86 / 12)

STEELERS SINGLE-SEASON RECEIVING YARDS BY A RUNNING BACK LEADERS

<u>Rk.</u>	<u>STEELER, YEAR</u>	<u>RECEIVING YARDS</u>
1.	Le'Veon Bell, 2014	854
2.	Ray Mathews, 1955	762
3.	Ray Mathews, 1954	652

He finished the season with 1,361 rushing yards - the fifth-highest total in a season in Steelers history:

STEELERS SINGLE-SEASON RUSHING YARDS LEADERS

<u>Rk.</u>	<u>STEELER, YEAR</u>	<u>RUSHING YARDS</u>
1.	Barry Foster, 1992	1,690
2.	Jerome Bettis, 1997	1,665
3.	Willie Parker, 2006	1,494
4.	Jerome Bettis, 1996	1,431
5.	Le'Veon Bell, 2014	1,361

GOOD FIRST EIGHT

Mike Tomlin has accomplished a lot in his first eight seasons as head coach of the Steelers. Tomlin's 82 wins after his first eight seasons are the most wins in team history for any coach after his first eight seasons. His two Super Bowl appearances also are tied for the franchise best for a coach in his first eight seasons. Tomlin's five postseason berths and four division titles are tied for second for the most in a coach's first eight seasons.

Below is how Tomlin ranks among Steelers' coaches after their first eight seasons:

STEELERS HEAD COACHES THROUGH EIGHT YEARS

HEAD COACH	RECORD
Mike Tomlin (2007-2014)	82-46 (.641) (2007-2014)
Bill Cowher (1992-2006)	77-51 (.602) (1992-1999)
Chuck Noll (1969-1991)	65-46 (.586) (1969-1976)
Buddy Parker (1957-1964)	51-47 (.520) (1957-1964)

HEAD COACH	SUPER BOWL APP.	SUPER BOWL WINS
Chuck Noll	2 (1974, '75)	2 (1974, '75)
Mike Tomlin	2 (2008, '10)	1 (2008)
Bill Cowher	1 (1995)	

HEAD COACH	PLAYOFF APPEARANCES
Bill Cowher	6 (1992-97)
Mike Tomlin	5 (2007, '08, '10, '11, '14)
Chuck Noll	5 (1972-76)
Buddy Parker	1 (1962)

HEAD COACH	DIVISION TITLES
Bill Cowher	5 (1992, '94-'97) (AFC Central)
Mike Tomlin	4 (2007, '08, '10, '14) (AFC North)
Chuck Noll	4 (1972, '74, '75, '76) (AFC Central)

IN THE DIVISION

Mike Tomlin owns a 33-15 all-time record against teams in the AFC North.

His 33 regular-season wins against division opponents are the most of any AFC North team since 2007 (Baltimore: 28-20 / Cincinnati: 23-25 / Cleveland: 12-36).

Tomlin has won at least four games against division opponents in five of his eight seasons. He owns an impressive 19-5 record against divisional foes at Heinz Field.

OUR HOUSE

Mike Tomlin has led the Steelers to a 47-17 career regular-season record at Heinz Field. In 2012, he won his first four home games for the fourth time in his career (2007, '09 and '11). He guided the Steelers to a 6-2 mark in the team's eight home games in 2014.

Tomlin has led Pittsburgh to at least five home wins in each of his first eight seasons as the team's head coach.

His 47 home wins and 47-17 mark at home are the fourth-best in each category in the NFL since 2007:

HOME GAME RECORDS: 2007-CURRENT

Team	W	L	T	Pct.
New England	57	6	0	.905
Green Bay	51	12	1	.805
Baltimore	49	15	0	.766
Pittsburgh	47	17	0	.734
Indianapolis	46	18	0	.719

TOMLIN AMONG THE BEST

Since being named head coach of the Steelers in 2007, **Mike Tomlin** has led Pittsburgh to 82 victories - the fourth-most wins in the NFL during that time span:

NFL TEAM RECORDS: 2007-CURRENT

TEAM	RECORD	PLAYOFF APP.	SUPER BOWL APP.
New England	100-28	7*	2
Green Bay	86-41-1	7*	1
Indianapolis	84-44	7*	1
Pittsburgh	82-46	5*	2
Baltimore	77-51	6*	1
New Orleans	77-51	4	1

*Made the playoffs in 2014

Tomlin also has a .641 winning percentage - the fifth-best regular season winning mark among active NFL head coaches (min. 50 games):

ACTIVE HEAD COACH WINNING PCT (MIN. 50 GAMES)

COACH	W	L	T	Win Pct.
Bill Belichick (Cle 1991-95, NE 2000-pres.)	211	109	0	.659
Mike McCarthy (GB 2006-pres.)	94	49	1	.656
John Harbaugh (Bal 2008-pres.)	72	40	0	.643
Mike Tomlin (Pit 2007-pres.)	82	46	0	.641
Sean Payton (NO 2006-11, 2013-pres.)	80	48	0	.625

FEWEST TO 60

Mike Tomlin reached 60 regular-season wins in 88 games, tying Chuck Knox (88) for the fourth-fewest games to reach 60 career victories among coaches who began their career since 1970.

FEWEST GAMES COACHED TO 60 WINS

COACH	TEAM(S)^	NO. OF GAMES
George Seifert	San Francisco	75
Joe Gibbs	Washington	84
Mike Ditka	Chicago	85
Mike Tomlin	Pittsburgh	88
Chuck Knox	L.A. Rams, Buffalo	88
Bill Cowher	Pittsburgh	90
Andy Reid	Philadelphia	90

^ Through first 60 wins

TOMLIN VS. NFC

During his career, **Mike Tomlin's** regular-season record against the NFC is 21-11, including 12-4 at home.

The Steelers .656 regular-season winning percentage against the NFC since 2007 is third-best among AFC teams:

AFC RECORDS VS. NFC: 2007-CURRENT

Team	W	L	T	Pct.
New England	25	7	0	.781
Baltimore	22	10	0	.688
Pittsburgh	21	11	0	.656
Indianapolis	19	12	0	.613
Cincinnati	18	12	2	.594

Including the postseason Tomlin has a .647 winning percentage against the NFC during his first eight years, which ranks first among Steelers' head coaches.

PRIMETIME SPECIALIST

Pittsburgh has played 20 games in primetime since the 2011 season. The Steelers won five consecutive primetime games in 2014, defeating the Panthers 37-19 on Sunday Night Football, the Houston Texans 30-23 on Monday Night Football, Baltimore Ravens on Sunday Night 43-23, Tennessee Titans 27-24 on Monday in Week 11 and Cincinnati Bengals 27-17 on Sunday Night in Week 17.

Head Coach **Mike Tomlin** is 25-14 overall in primetime games, including a 12-9 record on the road. He is 9-2 on Monday Night Football, 11-8 on Sunday Night Football and 5-4 on Thursday Night Football.

Tomlin joined only Bill Cowher (Steelers), Tom Flores (Raiders), Steve Mariucci (49ers), George Seifert (49ers) and Don Shula (Colts, Dolphins) as coaches to win their first six Monday Night Football games.

TOMLIN BY THE NUMBERS

1ST

Only one head coach in Steelers history - Mike Tomlin - has led the team to two Super Bowl appearances in their first four seasons.

3RD

Tomlin became the third head coach hired by the Steelers since 1969 on Jan. 22, 2007.

5

Number of times the Steelers' defense has ranked first in total defense in the NFL under Tomlin, most recently in 2012. The Steelers have reached the playoffs five times in Tomlin's first eight years at the helm, including two trips to the Super Bowl (capturing Super Bowl XLIII).

7

Tomlin is one of only seven coaches in NFL history to win a Super Bowl within his first two years as an NFL head coach.

7

Became the seventh head coach in NFL history to lead a team to at least eight wins in each of their first eight years as a head coach (George Allen, Dennis Green, Mike Holmgren, John Madden, George Seifert, Don Shula, Mike Tomlin) and only the fourth to do so with one team (Green, Madden, Seifert, Tomlin).

36

Tomlin became the youngest head coach in NFL history to both lead his team to and capture a Super Bowl championship when Pittsburgh defeated the Arizona Cardinals 27-23 in Super Bowl XLIII.

45

Since 2007, Tomlin has sent a total of 45 selections to the League's annual Pro Bowl, including five following the 2014 campaign.

47-17

Tomlin's record in his first eight seasons in games played at Heinz Field - the fourth-best home record in the NFL since 2007.

82-46

Tomlin has compiled a 82-46 through his eight seasons as Pittsburgh's head coach - the best start in Steelers history.

www.steelers.com

HEINZ FIELD ADVANTAGE

Pittsburgh won six of its eight home games at Heinz Field in 2014. The team is 81-30-1 (.728) at home since Heinz Field opened in 2001, which is tied as the third-best winning percentage in the NFL during that time span in home games:

BEST HOME RECORD IN THE NFL - 2001-CURRENT

<u>TEAM</u>	<u>RECORD</u>	<u>WIN PCT.</u>
New England Patriots	94-18	.839
Baltimore Ravens	85-27	.759
Pittsburgh Steelers	81-30-1	.728
Green Bay Packers	81-30-1	.728
Indianapolis Colts	81-31	.723

The Steelers own the fourth best record among AFC teams in home games since the 2001 season in interconference games:

BEST HOME RECORD IN THE AFC vs. AFC - 2001-CURRENT

<u>TEAM</u>	<u>RECORD</u>	<u>WIN PCT.</u>
New England Patriots	71-13	.845
Indianapolis Colts	62-22	.738
Baltimore Ravens	61-23	.726
Pittsburgh Steelers	59-25	.702
Denver Broncos	56-28	.667

Pittsburgh's 22-5-1 record at home against NFC opponents since opening Heinz Field in 2001 is third best in the AFC:

BEST HOME RECORD IN THE AFC vs. NFC - 2001-CURRENT

<u>TEAM</u>	<u>RECORD</u>	<u>WIN PCT.</u>
Baltimore Ravens	24-4	.857
New England Patriots	23-5	.821
Pittsburgh Steelers	22-5-1	.804
Denver Broncos	20-8	.714
Indianapolis Colts	19-9	.679
San Diego Chargers	19-9	.679

WINNING AT LEAST 4 AT HOME

The Steelers have won at least four home games in each of the previous 15 seasons (since 2000), marking the second-longest active streak in the NFL:

MOST CONSECUTIVE SEASONS WITH AT LEAST FOUR HOME WINS - ACTIVE STREAK

<u>TEAM</u>	<u>CONSECUTIVE SEASONS</u>
Baltimore Ravens	17 (1998-2014)
Pittsburgh Steelers	15 (2000-14)
New England Patriots	14 (2001-14)

HOME NUMBER TO NOTE

250-97-1

The Steelers own the best home record in the NFL with a 250-97-1 record (.720) since 1970.

WINNING ERA OF FREE AGENCY

Pittsburgh owns the third-best regular-season record in the NFL since the free-agency era (since 1993) with a 220-131-1 (.626) record. The Steelers are one of five teams (New England: 234, Green Bay: 225, Denver: 212 and Indianapolis: 209) to record over 200 regular season wins since 1993.

The following is a look at the top three regular-season records in the free agency era (since 1993):

BEST REGULAR-SEASON RECORDS IN THE FREE AGENCY ERA

1993-CURRENT

TEAM	RECORD	WIN PCT.
New England Patriots	234-118	.665
Green Bay Packers	225-126-1	.641
Pittsburgh Steelers	220-131-1	.626
Denver Broncos	212-140	.602
Indianapolis Colts	209-143	.594

IN A SPAN OF 10-PLUS YEARS

Pittsburgh is one of three teams to win at least 120 regular-season games since the start of the 2003 season. They are also second in Super Bowl appearances over that time span and tied for the lead with two Super Bowl victories.

The following are the top-five teams in regular-season winning percentage from 2003-present:

Team	W	L	T	Pct.	Playoff Berths	SB App.	SB Wins
New England	150	42	0	.781	11*	4	2
Indianapolis	134	58	0	.698	11*	2	1
Pittsburgh	122	70	0	.635	7*	3	2
Green Bay	118	73	1	.617	9*	1	1
Denver	115	77	0	.599	7*	1	0
Baltimore	115	77	0	.599	8*	1	1

*Made the 2014 playoffs

DEFENSE FEELS AT HOME

Since **Dick LeBeau** has been defensive coordinator (2004-present), the Steelers have allowed an average of 16.8 points per game at Heinz Field - the second fewest in the NFL:

NFL POINTS PER GAME ALLOWED AT HOME -

2004-CURRENT

TEAM	2004-current HOME GP	2004-current POINTS PER HOME GAME/ALLOWED
Baltimore	88	15.6
Pittsburgh	88	16.8
Seattle	88	17.4
New England	88	17.6
San Diego	88	18.6

A GAME OF THE YEAR

The Pittsburgh Steelers defeated the Indianapolis Colts 51-34 in Week 8 at Heinz Field.

Pittsburgh recorded several significant individual team milestones during the game.

The team's 51 points tied as the fifth-most in team history in an individual game, while the offense's 639 yards (522 passing and 117 rushing) marked the third most yards of offense in a game in team history.

THE STEELERS IN 2014

	Regular Season	Post Season
Overall:	11-5	0-1
At Home:	6-2	0-1
On the Road:	5-3	0-0
Neutral:	0-0	0-0
By Month:		
September	2-2	0-0
October	3-1	0-0
November	2-2	0-0
December	4-0	0-0
January	0-0	0-1
vs. AFC:	5-2	0-1
vs. AFC North	4-2	0-1
vs. AFC East	0-1	0-0
vs. AFC South	4-0	0-0
vs. AFC West	1-0	0-0
vs. NFC:	2-1	0-0
vs. NFC East	0-0	0-0
vs. NFC North	0-0	0-0
vs. NFC South	2-2	0-0
vs. NFC West	0-0	0-0
When:		
When Scoring First:	6-2	0-1
When Opponent Scored First:	5-3	0-0
When Scoring 20 or More Points:	10-2	0-0
When Scoring Less Than 20 Points:	1-3	0-1
When Leading after the first quarter:	4-2	0-1
When Trailing after the first quarter:	3-2	0-0
When Tied after the first quarter:	4-1	0-0
When Leading at the Half:	9-1	0-0
When Trailing at the Half:	2-4	0-1
When Tied at the Half:	0-0	0-0
When Leading after three quarters:	9-1	0-0
When Trailing after three quarters:	2-4	0-1
When Tied after three quarters:	0-0	0-0
When Outrushing the Opponent:	5-2	0-1
With 35 or More Rushing Attempts:	1-0	0-0
With Less Than 25 Passing Attempts:	0-0	0-0
When Led in Time of Possession:	9-3	0-1
When Trailing in Time of Possession:	2-2	0-0
On Turf:	2-2	0-0
On Grass:	9-3	0-1
When led in Takeaway/Turnover Ratio:	9-0	0-0
When even in Takeaway/Turnover Ratio:	1-2	0-0
When trailed in Takeaway/Turnover Ratio:	1-3	0-1
With an Individual 100-Yard Rusher:	4-1	0-0
With an Individual 300-Yard Passer:	7-3	0-1
With an Individual 100-Yard Receiver:	7-4	0-1
With an Ind. Opponent 100-Yard Rusher:	4-1	0-0
With an Ind. Opponent 300-Yard Passer:	5-1	0-0
With an Ind. Opponent 100-Yard Receiver:	5-2	0-1
When winning the coin toss:	6-2	0-1
When losing the coin toss:	5-3	0-0
When playing outdoors:	10-5	0-1
When playing indoors:	1-0	0-0
In overtime games:	0-0	0-0

2014 BY THE NUMBERS

3

CB William Gay set a Steelers single-season record with three interceptions returned for touchdowns in 2014 and led the NFL in the defensive category.

6.0

Pittsburgh tallied a season-high 6.0 sacks vs. Kansas City in Week 16 - the team's first such game since Dec. 23, 2012.

7.5

DE Cam Heyward tied for the lead among Pittsburgh defenders (**LB Jason Worilds**) with 7.5 sacks - a new single-season high.

7

Pittsburgh won each of its four games in the month of December, extending its December game winning streak to 7 - dating back to Week 15 of 2013 - tied as longest active streak in the NFL (Carolina).

7

WR Martavis Bryant became one of four players in NFL history with at least seven touchdown catches in their first seven games - first to accomplish the feat since 1954 (Harlon Hill & Max McGee).

9TH

The Steelers clinched a playoff berth for the ninth season since 2000 and first since 2011.

12

QB Ben Roethlisberger set an NFL record for the most passing touchdowns in back-to-back games with 12 (Weeks 8-9).

30

Pittsburgh scored 30 or more points in seven games in 2014 - the third such time in franchise history (1975 and 1979).

36

Pittsburgh generated 36 first downs in the team's Week 13 game vs. New Orleans - matching a franchise record (11/25/1979 vs. Cleveland).

56

The Steelers led the NFL with 56 points scored in 'two-minute offense' (drives that begun at two minutes left in Half or less).

106.1

WR Antonio Brown averaged 106.1 receiving yards per game in 2014 - the first Steeler in team history to average 100.0 yards or better per game in a season.

129 / 1,698 / 13

WR Antonio Brown led the NFL with 129 catches and 1,698 receiving yards and tied for second with 13 touchdown catches in 2014 - all single-season Steelers records.

200

RB Le'Veon Bell joined Walter Payton (1977) as only the second player in NFL history to eclipse 200 yards from scrimmage in three straight games (Weeks 11, 13-14).

2014 BY THE NUMBERS

254

RB Le'Veon Bell totaled 254 yards from scrimmage in Week 13 vs. New Orleans - the second-most in team history - and became the first Steeler to tally at least 200 yards in back-to-back games.

264

The Steelers amassed 264 rushing yards in Week 3's win at Carolina - the first time the team rushed for 250 yards or more since Dec. 7, 2006.

309.5

QB Ben Roethlisberger averaged 309.5 passing yards per game - a single-season Steelers record.

411.1

Pittsburgh finished second in the NFL with an average of 411.1 yards of offense per game.

549

WR Martavis Bryant ranked eighth among Steelers rookies in team history with 549 yards in his first season in the NFL.

500

TE Heath Miller eclipsed 500 receiving yards for the eighth consecutive year, joining Hines Ward (1999-2010) to have such a streak in Steelers history.

639

The Steelers produced 639 yards of offense in Week 8's game against Indianapolis - the third-most yards in a game in franchise history - and the fourth 600-plus yard game in team history.

830

RB Le'Veon Bell totaled 830 yards from scrimmage in Games 11-14 this season - tying as the fourth-most in any season's four-game span in NFL history.

1,350 / 850

RB Le'Veon Bell became the second player in NFL history to record at least 1,350 rushing and 850 receiving yards in a season (Marshall Faulk, 1999).

1976

The 2014 Steelers became the first NFL team to have three different players finish in the Top 2 in passing, receiving and scrimmage yards since the 1976 Colts.

1990

RB Le'Veon Bell became the first Steeler since 1990 (Eric Green) to score five touchdowns (of any type) in a season's two-game span in Games 13-14.

2,215

RB Le'Veon Bell's 2,215 yards from scrimmage is a new Steelers single-season record and ranked second-most in the NFL.

BEN ATTACK IN 2014

QB Ben Roethlisberger continued his significant performances in 2014. The 11th-year signal caller set team single-season records for passing yards, completions and completion percentage and matched the passing touchdown record.

Roethlisberger eclipsed 300 passing yards in nine games and registered a 100.0 or better passer rating 10 times in 2014 to set Steelers records in both categories.

Roethlisberger ranked in the top 10 among NFL quarterbacks in 2014 in:

- **Passing Yards:** 4,952 (T-1st)
- **Passing Plays of 25+ Yards:** 42 (T-1st)
- **Fourth-Quarter Passer Rating:** 114.7 (2nd)
- **300-Yard Passing Games:** 9 (2nd)
- **Passing First Downs:** 240 (2nd)
- **100.0 Passer Rating Games:** 10 (T-2nd)
- **Passer Rating:** 103.3 (3rd)
- **Completions:** 408 (3rd)
- **Completion Percent:** 67.1 (3rd)
- **Touchdown Passes:** 32 (7th)

NFL PASSING YARDAGE LEADERS - 2014

Rk.	PLAYER	CMP	ATT	YARDS
T1.	Ben Roethlisberger, PIT	408	608	4,952
	Drew Brees, NO	456	659	4,952
3.	Andrew Luck, IND	380	616	4,761
4.	Peyton Manning, DEN	395	597	4,727
5.	Matt Ryan, ATL	415	628	4,694

NFL PASSER RATING LEADERS - 2014

Rk.	PLAYER	CMP-ATT	YARDS	TD-INT	RTG.
1.	Tony Romo, DAL	304-435	3,705	34-9	113.2
2.	Aaron Rodgers, GB	341-520	4,381	38-5	112.2
3.	Ben Roethlisberger, PIT	408-608	4,952	32-9	103.3
4.	Peyton Manning, DEN	395-597	4,727	39-15	101.5
5.	Tom Brady, NE	373-582	4,109	33-9	97.4

NFL PASS PLAYS OF 25+ YARDS - 2014

Rk.	PLAYER	PASS PLAYS OF 25+
T1.	Ben Roethlisberger, PIT	42
	Andrew Luck, IND	42
	Peyton Manning, DEN	42

Roethlisberger opened 2014 in remarkable fashion, setting a franchise record for the most passing yards in a Week 1 game with 365 yards as he completed 23-of-34 passes with a touchdown for a 100.7 passer rating in the team's 30-27 win vs. Cleveland.

He completed 22-of-30 passes for 196 yards and two touchdowns for a 112.6 QB rating in the team's 37-19 win at Carolina in Week 3.

Roethlisberger completed 23-of-33 passes for 265 yards with a pair of touchdowns for a 113.8 passer rating in Pittsburgh's 30-23 win over Houston on Monday Night Football in Week 7.

He then matched his franchise-record of six touchdown passes in Week 9 vs. Baltimore, finishing the game with 340 yards on 25-of-37 passing for a 136.3 passer rating.

In Week 14 at Cincinnati, he completed 25-of-39 passes for 350 yards with three touchdowns and zero interceptions - his fourth game of 2014 with at least three TD passes and 0 interceptions (19th of career).

Roethlisberger became the fourth quarterback in NFL history (fifth occurrence) to throw for 350 or more yards with zero touchdowns or interceptions in a game in Week 15 at Atlanta, as he completed 27-of-35 passes for 360 yards with a 109.2 passer rating.

BEN'S CAREER GAME

QB Ben Roethlisberger set single-game Steelers franchise records in Week 8's 51-34 win over Indianapolis with 40 pass completions, 522 passing yards and six passing touchdowns.

His 522 passing yards tied as the fourth-most in an NFL game:

MOST PASSING YARDS IN A GAME - NFL HISTORY

Rk.	PLAYER	PASSING YARDS
1.	Norm Van Brocklin, 9/28/1951	554
T2.	Matt Schaub, 11/18/2012	527
	Warren Moon, 12/16/1990	527
T4.	Ben Roethlisberger, 10/26/2014	522
	Boomer Esiason, 11/10/1996	522

HITTING THE CENTURY MARK

QB Ben Roethlisberger made his 150th career regular season start in Week 8 vs. Indianapolis and earned his 100th win, leading the Steelers to a 51-34 victory.

He became just the fourth quarterback in NFL history to record 100 wins in their first 150 regular season starts:

NUMBER OF WINS

Rk.	PLAYER	IN FIRST 150 STARTS
1.	Tom Brady	116
2.	Joe Montana	108
3.	Terry Bradshaw	102
4.	Ben Roethlisberger	100

HOME COOKING

QB Ben Roethlisberger owns a 60-20 (.750) mark in the regular season in his career at Heinz Field, including winning his first eight starts as a rookie in 2004.

Since the start of the 2011 season, the signal caller is 22-8 at home. Over that time period, Roethlisberger is one of five active quarterbacks to have a passer rating of at least 100.0 at home during the regular season (104.4).

Below is a breakdown of Roethlisberger's statistics in his Heinz Field career:

ROETHLISBERGER'S STATS AT HEINZ FIELD

CATEGORY	STATISTIC
Record.....	60-20
Completion Pct. (Comp.-Att.)	63.9 (1,566-of-2,452)
Passing Yards	19,960
Passing Touchdowns.....	137
Interceptions.....	60
Passer Rating.....	97.7
300-plus Yard Games.....	20
Multi-Touchdown Performances.....	39 (29-10 record)

Roethlisberger has posted a perfect passer rating twice in his career at home, most recently Week 9 of the 2007 season against Baltimore. In the 2005 season opener against Tennessee, Roethlisberger achieved a perfect passer rating of 158.3.

STARTING IN STYLE

In his career, **QB Ben Roethlisberger** owns a 106-52 (.671) record as a starting quarterback in the regular season - the fourth-best regular season record in the NFL among all active quarterbacks (min. 50 starts).

The following is a look at the top five starting records among active quarterbacks in the NFL (min. 50 starts):

STARTING RECORDS AMONG ACTIVE QBs (Min. 50 Starts)

Rk.	PLAYER	W	L	I	Pct.
1.	Tom Brady, NE	160	47	0	.773
2.	Peyton Manning, IND-DEN	179	77	0	.699
3.	Aaron Rodgers, GB	70	33	0	.680
4.	Ben Roethlisberger, PIT	106	52	0	.671
5.	Joe Flacco, BAL	72	40	0	.643

Roethlisberger registered his 90th career win in his 135th career start, becoming the fifth fastest quarterback who began their career in the Super Bowl era to reach 90 wins.

NUMBER OF STARTS

Rk. QUARTERBACK TO GET TO 90 WINS

1.	Tom Brady	115
2.	Joe Montana	128
3.	Terry Bradshaw	129
4.	Ken Stabler	133
5.	Ben Roethlisberger	135

His 63-27 record after his first 90 starts in the NFL ranked third (tied) in league history for the best record in such starts. Only Brady (67-23) and Stabler (66-23-1) had better records in their first 90 starts in the NFL. Roethlisberger's record is tied with Jim McMahon.

FINDING THE END ZONE

QB Ben Roethlisberger threw a team record six touchdown passes in Week 8's game against Indianapolis and matched his record the following week vs. Baltimore - his fifth multi-touchdown game of the 2014 season. He connected on three scoring throws at Cincinnati on Sunday in Week 14.

In Week 17, Roethlisberger threw the 250th touchdown pass of his NFL career to become the 18th player in NFL history to reach the milestone and the sixth active.

With 251 career touchdown passes in his regular season career, Roethlisberger passed QB Terry Bradshaw (212) for the most in franchise history:

STEELERS ALL-TIME PASSING TOUCHDOWN LEADERS

Rk.	STEELER	PASSING TDs
1.	Ben Roethlisberger, 2004-pres.	251
2.	Terry Bradshaw, 1970-83	212
3.	Kordell Stewart, 1995-2002	70

CONTROLLING THE NORTH

QB Ben Roethlisberger is 43-14 (.754) as a starter against AFC North opponents during his career and led the Steelers to the best divisional record during the 2013 and 2014 regular seasons (4-2).

Since 2010, Roethlisberger is 19-7 against divisional foes during the regular season, including 10-5 from 2012-current.

Roethlisberger has finished with a .500 or above record against AFC North opponents during the regular season in nine of his 11 NFL seasons, including winning at least five games in four campaigns:

ROETHLISBERGER RECORD VS. AFC NORTH AS A STARTER

SEASON	RECORD
2008	6-0
2004	5-0
2010	5-0
2007	5-0
2014	4-2
2013	4-2
2011	4-2
2006	3-3
2005	3-1
2012	2-1
2009	2-3

In his 57 career starts versus division opponents, Roethlisberger has posted a perfect passer rating once (11/5/07 vs. Baltimore) and has recorded a passer rating of over 100.0 a total of 22 times, including a rating of 100.7 in the team's Week 1 win over Cleveland, a 136.3 mark in Week 9 vs. Baltimore and a 118.5 rating in Week 14 at Cincinnati.

The following is a look at his statistics against the AFC North in his 57 games as a starter:

ROETHLISBERGER'S STATS VS. AFC NORTH

CATEGORY	STATISTIC
Record.....	43-14
Completion Pct. (Comp.-Att.)	61.6 (1,060-1,720)
Passing Yards	13,156
Passing Touchdowns.....	83
Interceptions.....	49
Passer Rating.....	89.5

Also, the following is a look at Roethlisberger's career statistics against AFC North opponents as a starter at home compared to the road:

ROETHLISBERGER VS. AFC NORTH AT HOME AND AWAY

Statistic	Home vs. AFC North	Away vs. AFC North
Record.....	24-6	19-8
Completion Pct. (Comp.-Att.)	62.4 (540-865)	60.1 (520-855)
Passing Yards	7,050	6,086
Passing Touchdowns.....	49	34
Interceptions.....	29	20
Passer Rating.....	93.0	85.9

HITTING 3,000 IN 9 STRAIGHT

QB Ben Roethlisberger extended his consecutive seasons of throwing for 3,000 yards to nine during Week 10's game at the New York Jets in 2014.

He joins Brett Favre (18), Peyton Manning (13), Dan Marino (9), Drew Brees (11), Eli Manning (10) and Philip Rivers (9) as just the seventh signal caller in NFL history to have such a streak:

CONSECUTIVE SEASONS WITH 3,000 PASSING YARDS - NFL HISTORY

Rk.	QUARTERBACK	CONS. YEARS (SEASONS)
1.	Brett Favre	18 (1992-2009)
2.	Peyton Manning	13 (1998-2010)
3.	Drew Brees	11 (2004-14)
4.	Eli Manning	10 (2005-14)
T5.	Ben Roethlisberger	9 (2006-14)
	Philip Rivers	9 (2006-14)
	Dan Marino	9 (1984-92)

FACING THE NFC

In 40 career regular-season games against NFC opponents, **QB Ben Roethlisberger** has posted a 28-12 record, including winning each of his first seven starts against conference members.

In four games against NFC teams in 2014, Roethlisberger has thrown for 1,305 yards and seven touchdowns for a passer rating of 100.9.

Below is a look at the quarterback's numbers in games against NFC opponents:

ROETHLISBERGER'S STATS VS. THE NFC

CATEGORY	STATISTIC
Record.....	28-12
Completion Pct. (Comp.-Att.)	63.2 (765-of-1,211)
Passing Yards	9,855
Passing Touchdowns.....	61
Interceptions.....	28
Passer Rating.....	95.8
300-plus Yard Games.....	12
Multi-Touchdown Performances.....	19 (13-6 record)

Roethlisberger's statistics against the NFC are equally impressive in games at Heinz Field.

In 20 career games against NFC opponents at home, Roethlisberger has a 16-4 mark while completing 379-of-620 passes (61.1 pct.) for 5,103 yards with 33 touchdowns and 12 interceptions for a passer rating of 97.0.

FEELING AT HOME IN OHIO

QB Ben Roethlisberger is from Cory Rawson, Ohio, and played collegiately at Miami (Ohio), so it is no wonder he feels at home while playing at Cincinnati or Cleveland.

Including the postseason, Roethlisberger is a combined 18-4 playing at Paul Brown Stadium (10-2) and FirstEnergy Stadium (8-2).

Below is Roethlisberger's passing stats for games at Cincinnati and Cleveland:

ROETHLISBERGER IN GAMES PLAYED IN OHIO

	GP	Att.	Cmp.	Pct.	Yds.	TDs	Int.	Rat.
@ Cin	12	340	225	66.2	2,727	19	8	99.5
@ Cle	10	293	172	58.7	2,119	13	5	88.8
Total	22	633	397	62.7	4,846	32	13	94.5

BEN AMONG ACTIVE BESTS

QB Ben Roethlisberger ranks in the top 10 among active NFL quarterbacks with a 7.88 yards per attempt average (3rd), 39,057 passing yards (5th), 3,157 completions (5th), 251 passing touchdowns (6th) and a 93.9 passer rating (7th):

NFL ACTIVE PASSING YARDS PER ATTEMPT LEADERS

Rk.	PLAYER	CMP-ATT	YARDS	YDS/ATT.
1.	Aaron Rodgers	2,286-3,475	28,578	8.22
2.	Tony Romo	2,743-4,210	33,270	7.90
3.	Ben Roethlisberger	3,157-4,954	39,057	7.88
4.	Philip Rivers	3,025-4,678	36,655	7.84
5.	Peyton Manning	5,927-9,049	69,691	7.70

NFL ACTIVE PASSING YARDAGE LEADERS

Rk.	PLAYER	GP	CMP-ATT	YARDS
1.	Peyton Manning	256	5,927-9,049	69,691
2.	Drew Brees	202	4,937-7,458	56,033
3.	Tom Brady	209	4,551-7,168	53,258
4.	Eli Manning	169	3,308-5,609	39,755
5.	Ben Roethlisberger	159	3,157-4,954	39,057

NFL ACTIVE PASSING TOUCHDOWN LEADERS

Rk.	PLAYER	GP	TDS
1.	Peyton Manning	256	530
2.	Drew Brees	202	396
3.	Tom Brady	209	392
4.	Eli Manning	169	259
5.	Philip Rivers	148	252
6.	Ben Roethlisberger	159	251

TOP OF THE STEELER CHARTS

QB Ben Roethlisberger holds nearly all passing records in Pittsburgh Steelers franchise history.

His 38,740 passing yards, 249 passing touchdowns and 3,133 completions are tops in the team's record books:

STEELERS ALL-TIME PASSING YARDAGE LEADERS

Rk.	PLAYER	CMP-ATT	YARDS
1.	Ben Roethlisberger, 2004-current	3,157-4,954	39,057
2.	Terry Bradshaw, 1970-83	2,025-3,901	27,989
3.	Kordell Stewart, 1995-2002	1,190-2,107	13,328
4.	Neil O'Donnell, 1991-95	1,069-1,871	12,867
5.	Bubby Brister, 1986-92	776-1,477	10,104

STEELERS ALL-TIME PASSING TOUCHDOWN LEADERS

Rk.	PLAYER	GP	TDS
1.	Ben Roethlisberger	159	251
2.	Terry Bradshaw	168	212
3.	Kordell Stewart	113	70
4.	Neil O'Donnell	66	68
5.	Bobby Layne	55	66

STEELERS ALL-TIME PASS COMPLETION LEADERS

Rk.	PLAYER	GP	CMP
1.	Ben Roethlisberger	159	3,157
2.	Terry Bradshaw	168	2,025
3.	Kordell Stewart	113	1,190
4.	Neil O'Donnell	66	1,069
5.	Bubby Brister	61	776

BEN'S NUMBERS

1ST

Is the first quarterback in NFL history to record 500 passing yards in two games of a career (Week 8 2014 and Week 15 2009).

5

Roethlisberger is one of six active quarterbacks to throw at least 130 touchdowns at home during the regular season.

6

The number of seasons Roethlisberger has thrown 20 touchdowns or more during his NFL career - a franchise record.

10

He has thrown at least 10 touchdown passes in each of his first 11 NFL seasons, tying Jim Kelly for the fourth-most consecutive seasons with 10 or more scoring tosses to start a career.

20-PLUS

The Steelers have scored at least 20 points in 65 of the 80 games at home with Roethlisberger as the starter, including all eight in 2014.

31

Number of games Roethlisberger has totaled at least three touchdown passes in his career, most recently Week 14 in 2014 at Cincinnati.

37

Roethlisberger has thrown 37 300-plus yard passing games in his regular season NFL career - most in franchise history - and became the 13th QB in NFL history to reach 35 with one team (15th overall).

106-52

Roethlisberger's record as a starting quarterback in the regular season - the fourth-best record in the NFL among all active quarterbacks (min. 50 starts).

125.0

Roethlisberger has recorded a passer rating of 125.0 or better 15 times in his NFL career (minimum 20 attempts), most recently Week 9 of the 2014 season (136.3) against Baltimore.

150.0

Roethlisberger has posted a passer rating of 150.0 or better in six games during his NFL career (min. 10 attempts/game) - tying Roger Staubach, Kurt Warner and Peyton Manning for the most all-time.

408

Roethlisberger set a team-record with 408 completions during the 2014 season.

400

Since entering the NFL in 2004, Roethlisberger has produced seven 400-plus yard games - tying as the third-most since the 2004 season.

MOVING ON UP

QB Ben Roethlisberger leads the Steelers in nearly all major career statistics. The following is where Roethlisberger ranks in Steelers history in several key passing categories:

Roethlisberger's Career Rankings Among Steelers QBs

Category	Statistic	Rank
Single-Season TD Passes (2007 and 2014)	32	1 st
Single-Season Passing Yards (2014)	4,952	1 st
Career Passing TDs (regular season)	251	1 st
Single-Season Completions (2014)	408	1 st
Single-Season Pass Attempts (2014)	608	1 st
Single-Season Completion Pct. (2014)	67.1	1 st
Single-Season Passer Rating (2007)	104.1	1 st
3,000-Yard Passing Seasons (2006-14)	9	1 st
Consecutive 3,000-Yard Passing Seasons (2006-14)	9	1 st
Single-Game Completion Pct. (11/26/07 vs. Miami)	85.7	1 st
Seasons w/ 250+ Completions (2006-09, '11-14)	8	1 st
Seasons w/ Completion Pct. of 60.0+ (2004, '05, '07, '09-'14)	9	1 st
Seasons w/ Passer Rating of 90.0+ (2004, '05, '07, '09-'14)	8	1 st
Completions in Single Game (10/26/14 vs. Indianapolis)	40	1 st
Attempts in Single Game (11/30/14 vs. New Orleans)	58	1 st
Passing Yards in Single Game (10/26/14 vs. Indianapolis)	522	1 st
Career Winning Pct.	67.1	1 st
Career Completions	3,157	1 st
Career Attempts	4,954	1 st
Career Passing Yards	39,057	1 st
Career Completion Pct.	63.7	1 st
Career Passing Yards/Attempts	7.9	1 st
Career QB Rating	93.9	1 st
Career 300-yard Passing Games (reg and postseason)	39	1 st
Career Games w/ 30+ Completions	11	1 st
Career Games w/ 100.0+ Passer Rating (reg and postseason)	69	1 st
Career Perfect Passer Rating Games (158.3) **	3	1 st
Career QB Rating in 4th Qtr. *	89.6	1 st
Career Touchdown Passes in Final 2 mins./game *	40	1 st
Consecutive Reg. Gms. w/ At Least One TD Pass (2012-Week 1 of 2014)	30	1 st
Games Played by Rookie QB (2004)	14	1 st
Passing Attempts by Rookie QB (2004)	295	1 st
Pass Completions by Rookie QB (2004)	196	1 st
Passing Yards by Rookie QB (2004)	2,621	1 st
Passing TDs by Rookie QB (2004)	17	1 st
Rushing Attempts by Rookie QB (2004)	56	1 st
Rushing Yards by Rookie QB (2004)	144	1 st
Completion Pct. by Rookie QB (2004) **	66.4	1 st
Passer Rating by Rookie QB (2004) **	98.1	1 st
Comp. %/Single Game by Rookie QB (10/17/04 vs. Dal.) **	84.0	1 st
Consecutive Wins to Start Career (2004) **	13	1 st
Total Wins by Rookie QB (2004) **	13	1 st
Passing TDs in Single Game (10/26/14 vs. Ind. and 11/2/14 vs. Bal.)	6	1 st
Single-Game TD Passes at Heinz Field (10/26/14 vs. Ind. and 11/2/14 vs. Bal.)	6	1 st
Passing TDs in Back-to-Back Games **	12	1 st
Total Wins When Throwing for 300-plus Yards	18	1 st
Seasons w/ 25+ Passing TDs (2007, '09, '12-14)	5	1 st
Single-Game TD Passes on MNF (11/5/07 vs. Bal.) **	5	T-1 st
Consecutive Passes Completed (11/26/07 vs. Miami)	15	1 st
Career TD Passes (indoors)	16	T-1 st
Career Touchdown Passes in Dec./Jan.	69	1 st
Career Rushing Yards (by QB)	1,162	3 rd

* Since 1991

** NFL Record

BROWN STEPS UP

WR Antonio Brown posted one of the most compelling seasons in NFL history in 2014, leading the league in receptions (129) and receiving yards (1,698) and finishing tied for second with 13 touchdown catches - all single-season Steelers records.

Brown led all receivers with 128 yards in Week 17 on a team-high seven catches - the eighth 100-yard game of his 2014 season - and added a 63-yard touchdown.

Brown finished in the top five in the NFL in 2014 in:

- **Receptions:** 129 (1st)
- **Receiving Yards:** 1,698 (1st)
- **Receptions for First Downs:** 85 (1st)
- **Receptions on 3rd Downs:** 36 (1st)
- **Receptions on 3rd Downs Resulting in 1st Downs:** 28 (1st)
- **10+ Reception Games:** 4 (T-1st)
- **Multi-Touchdown Reception Games:** 4 (T-1st)
- **100+Yard Receiving Games:** 8 (2nd)
- **Receiving Yards per Game:** 106.1 (3rd)
- **Scrimmage Yards:** 1,711 (4th)
- **Total First Downs:** 85 (4th)
- **Receptions of 25+ Yards:** 14 (5th)

NFL RECEPTION LEADERS - 2014

Rk.	PLAYER	REC.	YARDS
1.	Antonio Brown, PIT	129	1,698
2.	Demaryius Thomas, DEN	111	1,619
3.	Julio Jones, ATL	104	1,593

NFL FIRST DOWN RECEPTION LEADERS - 2014

Rk.	PLAYER	1st	REC.
1.	Antonio Brown, PIT	85	129
2.	Julio Jones, ATL	76	104
T3.	Randall Cobb, GB	71	91
	Jordy Nelson, GB	71	98

NFL RECEIVING YARDS PER GAME AVERAGE - 2014

Rk.	PLAYER	REC	YARDS	YDS/GM.
1.	Odell Beckham, Jr., NYG	91	1,305	108.8
2.	Julio Jones, ATL	104	1,593	106.2
3.	Antonio Brown, PIT	129	1,698	106.1

NFL TOUCHDOWN RECEPTION LEADERS - 2014

Rk.	PLAYER	RECEIVING TDs
1.	Dez Bryant, DAL	16
T2.	Antonio Brown, PIT	13
	Jordy Nelson, GB	13

In Week 16 vs. Kansas City, he tied for the team lead of seven catches for 72 yards and a touchdown.

Brown tied for the game-high of 10 catches and led the Steelers with 123 receiving yards in Week 15 at Atlanta. It marked his fourth game of the season with 10 or more catches - an NFL-best in 2014.

With his eighth catch in Week 15, Brown surpassed Hines Ward (2002, 112) for the Steelers single-season reception record and moved to one yard from breaking his 2013 record of 1,499.

Brown led Pittsburgh with nine catches for 117 receiving yards in Week 14 at Cincinnati and became the first player in franchise history to record 100 catches in back-to-back seasons.

He tied for the game high of eight catches in Week 13 vs. New Orleans for 97 yards with two touchdown receptions - his fourth game of the season with two scores (sixth of career).

Brown led all receivers with 11 catches for 144 yards and a touchdown in Week 9 vs. Baltimore to mark his 13th career 100-yard receiving game (fifth most in team history).

BROWN ON THE TEAM'S CHARTS

WR Antonio Brown's four games in 2014 with 10 or more catches and eight 100-yard receiving games are both new franchise records, and his four games with multiple touchdown catches tie the team's single-season records:

MOST GAMES WITH AT LEAST 10 RECEPTIONS

Rk.	STEELER, YEAR
1.	Antonio Brown, 2014
T2.	Hines Ward, 2002
	Yancey Thigpen, 1995

4
2
2

MOST GAMES WITH AT LEAST 100 REC. YARDS

Rk.	STEELER, YEAR
1.	Antonio Brown, 2014
T2.	Mike Wallace, 2010
	John Stallworth, 1984
T4.	Yancey Thigpen, 1997
	Buddy Dial, 1963

8
7
7
6
6

MOST GAMES WITH MULTIPLE TD CATCHES

Rk.	STEELER, YEAR
T1.	Antonio Brown, 2014
	Roy Jefferson, 1969
T3.	Eight occasions

4
4
3

Brown became the the first player in Steelers history to average 100.0 or more receiving yards per game in a single season in 2014:

RECEIVING YARDS PER GAME AVERAGE - SINGLE-SEASON STEELERS HISTORY

Rk.	STEELER, YEAR	REC	YARDS	YDS/GM.
1.	Antonio Brown, 2014	129	1,698	106.1
2.	Antonio Brown, 2013	110	1,499	93.7
3.	Buddy Dial, 1963	60	1,295	92.5

Brown also ranks in the top 10 on the team's all-time receptions and receiving yardage charts:

STEELERS ALL-TIME RECEPTION LEADERS

Rk.	STEELER	RECEPTIONS
1.	Hines Ward, 1998-2011	1,000
2.	John Stallworth, 1974-87	537
3.	Heath Miller, 2005-current	529
4.	Antonio Brown, 2010-current	390
5.	Louis Lipps, 1984-91	358

During Week 15's game at Atlanta, Brown became just the seventh player in Steelers history to reach 5,000 receiving yards and has 5,259 throughout his career.

STEELERS ALL-TIME RECEIVING YARDS LEADERS

Rk.	STEELER	REC. YARDS
5.	Lynn Swann, 1974-82	5,462
6.	Antonio Brown, 2010-current	5,259
7.	Elbie Nickel, 1947-57	5,131
8.	Buddy Dial, 1959-63	4,723
9.	Plaxico Burress, 2000-04, 12-13	4,206
10.	Mike Wallace, 2009-12	4,042

UNFORGETTABLE FIRST FIVE

WR Antonio Brown worked his way from a sixth-round draft pick to a two-time team MVP and Pro Bowler in his first four seasons.

He registered the most receptions by a Steelers' receiver in their first four and five regular seasons:

RECEPTIONS IN			
<u>Rk.</u>	<u>STEELER</u>	<u>FIRST FIVE YEARS</u>	<u>GP GS</u>
1.	Antonio Brown (2010-current)	390	70 43
2.	Hines Ward (1998-2002)	330	80 61
3.	Plaxico Burress (2000-03)	261	71 67
4.	Charles Johnson (1994-98)	247	76 58
5.	Heath Miller (2005-09)	244	78 77

Brown's 3,561 receiving yards were the third-most receiving yards by a Steelers' receiver in their first four regular seasons and in Week 15 at Atlanta he became the first player in team history to record 5,000 receiving yards in their first five years in the NFL:

RECEIVING YARDS IN		
<u>Rk.</u>	<u>STEELER</u>	<u>FIRST FIVE YEARS</u>
1.	Antonio Brown (2010-current)	5,259
2.	Buddy Dial (1959-63)	4,723
3.	Plaxico Burress (2000-04)	4,164
4.	Mike Wallace (2009-2012)	4,042
5.	Hines Ward (1998-02)	3,888

Brown totaled (5,807) the most all-purpose yards by a Steeler in their first four regular seasons (2010-13) and has surpassed Franco Harris for the most through five years:

ALL-PURPOSE YARDS IN		
<u>Rk.</u>	<u>STEELER</u>	<u>FIRST FIVE YEARS</u>
1.	Antonio Brown (2010-current)	7,755
2.	Franco Harris (1972-76)	6,180
3.	Antwaan Randle El (2002-05)	5,664
4.	Willie Parker (2004-08)	5,622
5.	Lynn Chandnois (1950-54)	5,537

ALL AROUND BROWN

WR Antonio Brown sparked Pittsburgh's attack in Week 17, scoring the team's first points of the game on a 71-yard punt return for a touchdown - tying for the second-most in team history.

Brown finished the 2014 season fourth in the AFC with a 10.6 punt return average (30-319).

Throughout his career, Brown has amassed 1,346 punt return yards - the third-most punt return yards by a Steeler during the regular season:

STEELERS ALL-TIME PUNT RETURN YARDS			
<u>Rk.</u>	<u>STEELER</u>	<u>CAREER PR YARDS</u>	<u>PR TDs</u>
1.	Rod Woodson, 1987-96	2,362	2
2.	Antwaan Randle El, 2002-05, '10	1,650	4
3.	Antonio Brown, 2010-pres.	1,346	3
4.	Theo Bell, 1976, 1978-80	1,259	0
5.	Louis Lipps, 1984-91	1,212	3

In addition to three punts returned for touchdowns, Brown also has one kickoff returned to the end zone in his career.

BROWN ON THE STREAK

WR Antonio Brown became the first player in NFL history to register at least five catches and 50 receiving yards in all 16 games of a regular season in 2013 and continued the streak through all 16 games in 2014.

The streak of 32 regular-season games with at least five catches and 50 receiving yards is an NFL record:

CONSECUTIVE GAMES WITH AT	
<u>Rk.</u>	<u>PLAYER (DATES)</u>
1.	Antonio Brown (9/8/13-present)
2.	Laveranues Coles (9/29/02-10/12/03)
3.	Keyshawn Johnson (12/18/00-12/16/01)
	Herman Moore (10/22/95-9/29/96)
	Herman Moore (11/17/96-11/2/97)

The fifth-year receiver has tallied at least five catches and 70 receiving yards in 18 consecutive games, setting an NFL record:

CONSECUTIVE GAMES WITH AT	
<u>Rk.</u>	<u>PLAYER (YEAR)</u>
1.	Antonio Brown (Dec. 22, 2013-present)
2.	Marvin Harrison (9/15/02-12/22/02)
3.	Reggie Wayne (12/22/11-11/25/12)

Brown became just the fourth player in NFL history to record consecutive 110 catch seasons during Week 15's game in Atlanta:

CONSECUTIVE SEASONS WITH	
<u>Rk.</u>	<u>PLAYER (YEAR)</u>
1.	Wes Welker, 2007-09
2.	Antonio Brown, 2013-2014
	Wes Welker, 2011-12
	Cris Carter, 1994-95
	Jerry Rice, 1994-95

The fifth-year receiver tallied at least 80 receiving yards in 11 consecutive games from Dec. 22, 2013-Nov. 2, 2014, setting a new NFL record:

CONSECUTIVE GAMES WITH AT	
<u>Rk.</u>	<u>PLAYER (YEAR)</u>
1.	Antonio Brown, Dec. 22, 2013-Nov. 2, 2014
2.	David Boston, Oct. 14, 2001-Dec. 15, 2001
3.	Elroy Hirsch, Oct. 14, 1951-Dec. 16, 1951

Brown recorded at least five catches and 80 receiving yards in each the first nine games of the 2014 season, joining Michael Irvin (1995) to reach the receiving marks to begin a season:

CONSECUTIVE GAMES WITH AT	
<u>Rk.</u>	<u>PLAYER (YEAR)</u>
1.	Antonio Brown, 2014
	Michael Irvin, 1995
3.	Dwight Clark, 1982

WHEATON'S CAREER YEAR

WR Markus Wheaton settled in to becoming a target for the Steelers passing attack in 2014, amassing career-highs of 53 catches for 644 yards and two touchdowns while starting 11 of 16 games played.

The second-year wideout opened the season with a career game, setting personal-bests of six receptions for 97 yards in the team's Week 1 30-27 win vs. Cleveland.

Wheaton hauled in the first touchdown catch of his NFL career on an 18-yard pass from QB Ben Roethlisberger during the team's Week 8 win over the Indianapolis Colts.

Against the Baltimore Ravens in Week 9, Wheaton caught two passes for 62 yards along with a 47-yard touchdown. The 47-yard touchdown reception marked the longest catch of his NFL career and his second scoring grab in as many weeks.

MOORE OF THE RECEIVING GAME

WR Lance Moore - a 2014 free agent acquisition of the Pittsburgh Steelers - has been an asset to the team's offense through his veteran leadership and on-field abilities. Moore contributed 14 catches for 198 yards and two touchdowns.

Despite entering the NFL as an undrafted free agent with the New Orleans Saints in 2006, Moore has sustained a nine-year playing career and totaled 360 receptions for 4,479 yards and 40 touchdowns.

Among active undrafted NFL players, Moore ranks tied for third with 40 touchdown catches, fourth in receptions and sixth in receiving yards:

ACTIVE UNDRAFTED NFL TOUCHDOWN RECEPTION LEADERS

<u>Rk.</u>	<u>PLAYER</u>	<u>RECEIVING TDS</u>
1.	Antonio Gates	99
2.	Wes Welker	50
T3.	Lance Moore	40
	Nate Washington	40
5.	Miles Austin	36

ACTIVE UNDRAFTED NFL RECEPTION LEADERS

<u>Rk.</u>	<u>PLAYER</u>	<u>RECEPTIONS</u>
1.	Wes Welker	890
2.	Antonio Gates	788
4.	Nate Washington	411
3.	Lance Moore	360
5.	Miles Austin	348

ACTIVE UNDRAFTED NFL RECEIVING YARDS LEADERS

<u>Rk.</u>	<u>PLAYER</u>	<u>REC. YARDS</u>
1.	Antonio Gates	10,014
2.	Wes Welker	9,822
3.	Nate Washington	6,296
4.	Miles Austin	5,049
5.	Malcom Floyd	4,989
6.	Lance Moore	4,479

BRYANT STRONG IN ROOKIE YEAR

Rookie **WR Martavis Bryant** made an impact on the Steelers offense since earning the opportunity to dress in Week 7 in 2014.

Since making his NFL debut in Week 7, Bryant posted 26 catches for 549 yards and eight touchdowns - with five receptions of 40 yards or longer.

His eight touchdown catches placed him tied for fourth among all NFL rookies in 2014 and as the second-most by a rookie in Steelers history:

2014 NFL ROOKIE TOUCHDOWN CATCH LEADERS

<u>Rk.</u>	<u>ROOKIE, TEAM</u>	<u>RECEIVING TDs</u>
T1.	Odell Beckham, NYG	12
	Mike Evans, TB	12
3.	Kelvin Benjamin, CAR	9
T4.	Martavis Bryant, PIT	8
	Jordan Matthews, PHI	8

STEELERS ROOKIE TOUCHDOWN CATCH LEADERS

<u>Rk.</u>	<u>STEELERS ROOKIE, YEAR</u>	<u>RECEIVING TDs</u>
1.	Louis Lipps, 1984	9
2.	Martavis Bryant, 2014	8
T3.	Eric Green, 1990	7
	Jimmy Orr, 1958	7

Bryant ranks eighth among rookies in Steelers history with 549 receiving yards:

STEELERS ROOKIE RECEIVING YARDS LEADERS

<u>Rk.</u>	<u>STEELERS ROOKIE, YEAR</u>	<u>RECEIVING YDs</u>
6.	Ron Shanklin, 1970	691
7.	Charles Johnson, 1994	577
8.	Martavis Bryant, 2014	549
9.	Antwaan Randle El, 2002	489
T10.	Heath Miller, 2005	459
	Henry Minarik, 1951	459

In his NFL debut vs. Houston in Week 7, Bryant caught a 35-yard touchdown pass to mark his first NFL catch - becoming the first Steelers rookie with a touchdown catch on his first reception since 2007 (Matt Spaeth, Sept. 7).

In Week 8 vs. Indianapolis, he had a career-high five catches for 83 yards and two scores - becoming the first Steeler rookie with a multi-touchdown catch game since 2009.

Against Baltimore in Week 9, Bryant made his first career start and caught three passes for 44 yards with two touchdowns. He became the first Steelers rookie with a touchdown catch in three straight games since 2005 (Heath Miller, four games) and just the second rookie in team history with consecutive multi-touchdown catch games (Eric Green, 1990, Oct. 7-Oct. 14).

Bryant registered the first 100-yard game of his NFL career in Week 10 at New York, capping the day off with 143 yards on four catches which included an 80-yard touchdown reception. His 100-yard game marked the first by a Steelers rookie since 2009 (Mike Wallace, Sept. 27).

The rookie wideout caught four passes for 109 yards with a touchdown catch of 94 yards - the second-longest pass play in team history - in Week 14's game at Cincinnati.

MILLER TIME

TE Heath Miller has been a consistent performer for the Steelers since joining the team as a first-round draft selection in 2005. The tight end caught three passes for 41 yards in Week 17's game vs. Cincinnati to finish the 2014 regular season with 66 catches for 761 yards and three touchdowns.

He tied for the team-lead with seven catches for 68 yards in Week 16 vs. Kansas City.

Miller scored the team's first points in Week 14 at Cincinnati, on a one-yard pass from QB Ben Roethlisberger. The touchdown catch marked the 43rd of his NFL career (all with Pittsburgh) to break a tie for sole possession of fourth place in Steelers history.

In Week 13 against New Orleans, Miller caught eight passes for 82 yards to mark his fifth game of the season with at least 50 receiving yards, including a 112 yard performance in Week 8 vs. Indianapolis - the third 100-yard game of his NFL career.

Against Tampa Bay in Week 4, Miller registered a single-game career high with 10 receptions for 85 yards and a touchdown.

Miller is the team's all-time leader at tight end for career receptions (529), receiving yards (5,993) and receiving touchdowns (43) while ranking third among all Steelers in receptions and fourth in receiving yards and touchdown catches:

STEELERS ALL-TIME RECEPTION LEADERS

Rk.	STEELER	REC.	YARDS	TDs
1.	Hines Ward, 1998-2011	1,000	12,083	85
2.	John Stallworth, 1974-87	537	8,723	63
3.	Heath Miller, 2005-pres.	532	6,034	43

STEELERS ALL-TIME RECEIVING YARDAGE LEADERS

Rk.	STEELER	REC.	YARDS
1.	Hines Ward, 1998-2011	1,000	12,083
2.	John Stallworth, 1974-87	537	8,723
3.	Heath Miller, 2005-pres.	532	6,034
4.	Louis Lipps, 1984-91	358	6,018
5.	Lynn Swann, 1974-82	336	5,462

STEELERS ALL-TIME RECEIVING TOUCHDOWN LEADERS

Rk.	STEELER	REC.	YARDS	TDs
1.	Hines Ward, 1998-2011	1,000	12,083	85
2.	John Stallworth, 1974-87	537	8,723	63
3.	Lynn Swann, 1974-82	336	5,462	51
4.	Heath Miller, 2005-pres.	532	6,034	43
5.	Buddy Dial, 1959-65	219	4,723	42

Miller is the seventh Steeler with 6,000 yards from scrimmage in team history.

He ranks seventh on the team's all-time scrimmage yards chart:

STEELERS ALL-TIME SCRIMMAGE YARDAGE LEADERS

Rk.	STEELER, YEARS	RUSH YDS/REC YDS	SCRMG. YARDS
5.	Louis Lipps, 1984-91	388 / 6,018	6,406
6.	Willie Parker, 2004-09	5,378 / 697	6,075
7.	Heath Miller, 2005-pres.	6 / 6,034	6,040
8.	Lynn Swann, 1974-82	72 / 5,462	5,534
9.	Dick Hoak, 1961-70	3,965 / 1,452	5,417
10.	Antonio Brown, 2010-pres.	82 / 5,259	5,341

AMONG ACTIVE TE'S

Among active NFL tight ends, **TE Heath Miller's** 529 receptions, 5,993 receiving yards and 314 first downs rank him third at the positional group:

ACTIVE NFL TIGHT END RECEPTION LEADERS

Rk.	PLAYER	REC.	YARDS	TDs
1.	Jason Witten, DAL	943	10,502	57
2.	Antonio Gates, SD	788	10,014	99
3.	Heath Miller, PIT	532	6,034	43

ACTIVE NFL TIGHT END RECEIVING YARDAGE LEADERS

Rk.	PLAYER	REC.	YARDS
1.	Jason Witten, DAL	943	10,502
2.	Antonio Gates, SD	788	10,014
3.	Heath Miller, PIT	532	6,034

ACTIVE NFL TIGHT END 1ST DOWN LEADERS

Rk.	PLAYER	REC.	YARDS	1ST DWN
1.	Antonio Gates, SD	788	10,014	549
2.	Jason Witten, DAL	943	10,502	537
3.	Heath Miller, PIT	532	6,034	317

Miller is one of seven active NFL tight ends to have reached 40 receiving touchdowns:

ACTIVE NFL TIGHT END TOUCHDOWN LEADERS

Rk.	PLAYER	REC.	YARDS	TDs
1.	Antonio Gates, SD	788	10,014	99
2.	Jason Witten, DAL	943	10,502	57
3.	Vernon Davis, SF	423	5,446	55
4.	Rob Gronkowski, NE	308	4,379	54
5.	Jimmy Graham, NO	386	4,752	51
6.	Heath Miller, PIT	532	6,034	43
7.	Greg Olsen, CHI-CAR	465	5,188	42

MILLER BY THE NUMBERS

10.0-PLUS

In each of his first 10 years of his career, including 2014, Miller has averaged at least 10.0 yards per catch or better each season.

40

Miller is one of 10 players in team history with 40 career touchdowns and one of five with 40 career receiving scores.

50

Number of regular season games Miller has eclipsed 50 receiving yards - the third-most such games by an active NFL tight end (Antonio Gates: 101 and Jason Witten: 97).

105

Number of consecutive games Miller has caught at least one pass in which he played, dating back to 11/20/08 vs. Cincinnati.

159-of-166

The tight end has hauled in at least one reception in 158-of-165 career games played, including the postseason.

500

Miller has recorded eight consecutive seasons of 500 receiving yards, joining Hines Ward (1999-2010, 12) to have such a streak.

RINGING THE BELL

RB Le'Veon Bell made his name known in 2014 as a running back who provides the dynamic ability to run through open lanes and contribute in the passing game. Bell led Pittsburgh's offense with a single-season team record of 2,215 scrimmage yards and tallied 1,361 rushing yards and eight rushing touchdowns while adding 83 catches for 854 receiving yards and three scores in 2014.

Bell ranked in the top 10 in the NFL in 2014 in:

- **Total 1st Downs:** 114 (1st)
- **Receiving Yards by a Running Back:** 854 (1st)
- **100+ Yards from Scrimmage Games:** 13 (T-1st)
- **Rushing Yards:** 1,361 (2nd)
- **Scrimmage Yards:** 2,215 (2nd)
- **Rushing 1st Downs:** 73 (2nd)
- **Receptions by a Running Back:** 83 (2nd)
- **Rushing Plays of 10+ Yards:** 34 (T-5th)
- **Rushing Touchdowns:** 8 (T-8th)

2014 FIRST DOWN LEADERS

Rk.	PLAYER	RUSH 1ST/REC 1ST	TOTAL
1.	Le'Veon Bell, PIT	73 / 41	114
2.	DeMarco Murray, DAL	85 / 16	101
3.	Matt Forte, CHI	63 / 28	91
4.	Antonio Brown, PIT	0 / 85	85
5.	Marshawn Lynch, SEA	65 / 16	81

2014 NFL RUSHING YARDAGE LEADERS

Rk.	PLAYER	RUSH	YARDS
1.	DeMarco Murray, DAL	392	1,845
2.	Le'Veon Bell, PIT	290	1,361
3.	LeSean McCoy, PHI	312	1,319

2014 SCRIMMAGE YARDAGE LEADERS

Rk.	PLAYER	RUSH YDS/REC YDS	SCRMG. YARDS
1.	DeMarco Murray, DAL	1,845 / 416	2,261
2.	Le'Veon Bell, PIT	1,361 / 854	2,215
3.	Matt Forte, CHI	1,038 / 808	1,846
4.	Antonio Brown, PIT	13 / 1,698	1,711
5.	Marshawn Lynch, SEA	1,306 / 367	1,673

2014 NFL RUNNING BACK RECEPTION LEADERS

Rk.	PLAYER	REC.	YARDS
1.	Matt Forte, CHI	102	808
2.	Le'Veon Bell, PIT	83	854
3.	Fred Jackson, BUF	66	501

Before leaving Week 17's game in the third quarter with a knee injury, Bell totaled 100 yards from scrimmage.

Bell sparked Pittsburgh's offense with the team's first touchdown on a one-yard run in Week 16 vs. Kansas City - marking his fifth straight game with a rushing touchdown and tying a career-high of eight in a season. He finished the game with 72 scrimmage yards.

In Week 15 at Atlanta, Bell totaled 119 scrimmage yards and scored two rushing scores - becoming the seventh Steeler to score two rushing touchdowns in consecutive games, first since 2002 (Jerome Bettis).

Bell totaled 235 yards (185 rushing and 50 receiving) and rushed for two scores while adding a touchdown grab in Week 14. He became the sixth Steeler (seventh time) to have two rushing scores and a touchdown catch in the same game.

In Week 13 against New Orleans, Bell produced 254 yards from scrimmage - the second-highest output by a Steeler in team history - and became the first Steeler to record at least 150 receiving (154) and 50 rushing yards (95) in the same game.

At Tennessee on Monday Night in Week 11, Bell had 222 scrimmage yards (204 rushing and 18 receiving) and added a five-yard rushing score. His 204 rushing yards marked the fourth-highest individual performance in a game in Steelers history.

www.steelers.com

BELL OVER 100 YARDS IN 2014

RB Le'Veon Bell eclipsed 100 yards from scrimmage in 13 games during the 2014 season, one shy of the Steelers single-season record of 14 (Barry Foster, 1992):

MOST 100 SCRIMMAGE YARDS GAMES IN A SEASON: STEELERS

Rk.	STEELER	100+YARD GAMES
1.	Barry Foster, 1992	14
2.	Le'Veon Bell, 2014	13
T3.	Willie Parker, 2007	10
	Jerome Bettis, 1997	10
	Jerome Bettis, 1996	10

JOINING ELITE NFL COMPANY

RB Le'Veon Bell joined elite company in NFL history in Week 14 as he became the second player to total 200 yards from scrimmage in three straight games (Walter Payton, 1977).

In Games 11-14, Bell totaled 830 yards from scrimmage to tie as the fourth-most scrimmage yards in a single season four-game span in NFL history:

MOST YARDS FROM SCRIMMAGE IN A SEASON'S

FOUR GAME SPAN: NFL HISTORY

Rk.	PLAYER, YEAR	SCRIMMAGE YARDS
1.	Walter Payton, 1977	847
2.	Walter Payton, 1977	840
3.	Tiki Barber, 2005	836
T4.	Le'Veon Bell, 2014	830
	Marshall Faulk, 1999	830

BELL SINCE '13

RB Le'Veon Bell's 1,259 yards from scrimmage paced the Steelers' offense in 2013 and set a franchise rookie record. His output marked the second-best production among the NFL's rookie class last season.

Bell finished second in the NFL with 2,215 yards from scrimmage in 2014.

Since making his NFL debut in Week 4 of the 2013 season, the second year back has totaled 3,474 yards from scrimmage - the most in the NFL over the span:

SRIMMAGE YARDAGE LEADERS:

WEEK FOUR OF 2013 - CURRENT

Rk.	PLAYER	RUSH YDS/REC YDS	SCRMG. YARDS
1.	Le'Veon Bell, PIT	2,221 / 1,253	3,474
2.	Matt Forte, CHI	2,152 / 1,264	3,416
3.	DeMarco Murray, DAL	2,680 / 650	3,330
4.	LeSean McCoy, PHI	2,531 / 575	3,106
5.	Marshawn Lynch, SEA	2,353 / 637	2,990

BELL AMONG STEELERS BEST IN TWO

RB Le'Veon Bell set a Steelers franchise record for the most yards from scrimmage by a rookie with 1,259 in 2013 - becoming the third rookie in team history to eclipse 1,000 yards from scrimmage.

His 860 rushing yards in his freshman campaign were the second-most and his eight rushing touchdowns tied for the second-most by a Steelers rookie.

Combined with his 1,361 rushing yards in 2014, Bell ranks first in team history in rushing yards in a player's first two seasons in the NFL with the Steelers:

Rk.	STEELER	RUSHING YARDS IN FIRST TWO YEARS
1.	Le'Veon Bell (2013-current)	2,221
2.	Franco Harris (1972-73)	1,753
3.	Bam Morris (1994-95)	1,395
4.	Willie Parker (2004-05)	1,388
5.	Joe Geri (1949-50)	1,248

His 2,221 rushing yards are the second-most by a Steelers in his first two seasons with the team:

Rk.	STEELER	RUSHING YARDS IN FIRST TWO YEARS
1.	Jerome Bettis (1996-97)	3,096
2.	Le'Veon Bell (2013-current)	2,221
3.	Franco Harris (1972-73)	1,753
4.	Earnest Jackson (1986-87)	1,606
5.	Tom Tracy (1958-59)	1,508

Combined with his 2,215 yards from scrimmage in 2014, Bell has set a team record for the most yards from scrimmage in a player's first two seasons in the NFL with the Steelers:

Rk.	STEELER	SCRIMMAGE YARDS IN FIRST TWO YEARS
1.	Le'Veon Bell (2013-current)	3,474
2.	Mike Wallace (2009-10)	2,100
3.	Louis Lipps (1984-85)	2,081
4.	Franco Harris (1972-73)	2,002
5.	Santonio Holmes (2006-07)	1,796

BIG PLAY GAY

CB William Gay intercepted Atlanta QB Matt Ryan in Week 15 and returned the ball 52 yards for a touchdown to mark his third INT-TD of the 2014 season and set a new Steelers single-season record. He also led the Steelers defense with eight tackles and two pass break-ups.

His two other INT-TDs on the season occurred in Week 8 vs. Indianapolis and at Tennessee on Monday Night Football in Week 17.

Gay totaled 64 tackles (54 solo) and led the Pittsburgh defense with 12 pass break-ups.

Gay's three INT-TDs led the NFL in 2014:

NFL INTERCEPTION-TOUCHDOWN LEADERS - 2014

Rk.	PLAYER, TEAM	INT-TDs
1.	William Gay, PIT	3
T2.	Bruce Irvin, SEA	2
	Janoris Jenkins, STL	2
	Rashad Johnson, ARI	2
	Danny Lannan, TB	2
	Julius Peppers, GB	2
	Aqib Talib, DEN	2

HEYWARD EMERGES

DE Cameron Heyward produced a career-high and tied for the team lead with 7.5 sacks in 2014, surpassing his 2013 total of 5.0. He is the first Steelers defensive lineman since 2004 (Aaron Smith) to lead or tie for the team lead in sacks in a season.

Heyward closed out the 2014 regular season with a sack of Bengals QB Andy Dalton in Week 17.

Along with his first career multi-sack game in Week 16 - first multi-sack game by a Steelers defensive end since Dec. 23, 2012 - Heyward had sacks in back-to-back games for the second time in his NFL career.

In Week 15 at Cincinnati, Heyward recorded his fifth sack of the season to match a single-season career-high of 5.0 (2013).

Along with sharing the lead for sacks along the Steelers defense in 2014, Heyward's 11 tackles for losses were the most and he led the team's defensive line with 53 tackles (33 solo) to go along with 16 quarterback hits.

The fourth-year defensive end opened the season with a sack of Cleveland QB Brian Hoyer.

In Week 2 at Baltimore, Heyward led the team's defensive line with seven tackles (two solo) and added his third sack in Week 6 at Cleveland.

TOUGH ON ROOKIE QBS

Since Defensive Coordinator **Dick LeBeau** returned to the Steelers in 2004, the Steelers have had tremendous success against rookie quarterbacks.

Including the postseason, the Steelers are 19-2 against teams that start a rookie quarterback. In those 21 contests, rookie quarterbacks have combined for 3,696 passing yards with 12 touchdowns and 25 interceptions, a completion percentage of 54.4 (356-655) and a passer rating of 61.1.

TROY BEING TROY

S Troy Polamalu has made a career of making plays on defense. He has done it so well that he has been selected Defensive Player of the Year once and All-Pro six times by the Associated Press (four first-team and two second-team selections), as well as chosen to eight Pro Bowls, including being selected for his performance in 2013.

Polamalu made an impact on the Steelers' defense in Week 1 against Cleveland - leading the unit with 11 tackles (six solo). On Monday Night in Week 7, he recovered his first fumble of the season and seventh of his NFL career. In Week 8 vs. Indianapolis, Polamalu tied for the team-lead with six tackles and added a forced fumble - the 13th of his NFL career.

His 61 tackles (40 solo) were good for fourth-most on the Steelers defense in 2014, while adding five tackles for losses.

He finished 2013 with 85 tackles - surpassing 80 for the eighth time in his NFL career - finishing third on the Steelers defense. He also contributed two sacks and set a career-high of five forced fumbles.

For only the third time in his NFL career, Polamalu registered at least one sack, an interception, one forced fumble and a fumble recovery in the same regular season:

<u>Season</u>	<u>Sacks</u>	<u>INT</u>	<u>FF</u>	<u>FR</u>
2013	2.0	2	5	1
2010	1.0	7	1	1
2005	3.0	2	1	2

In Week 14 against Miami, Polamalu returned an interception 19 yards for a touchdown in the third quarter. It was his third career interception return for a touchdown during the regular season, which tied Dwayne Woodruff, Carnell Lake, Deshea Townsend and Tony Campagno for the fourth-most in franchise history (Chad Scott, 4; Jack Butler, 4; Rod Woodson, 5).

His fifth career defensive touchdown tied Carnell Lake, Dwayne Woodruff and Jack Butler for the second-most in team history:

STEELERS ALL-TIME DEFENSIVE TOUCHDOWNS

<u>STEELER</u>	<u>INT TDs</u>	<u>FR TDs</u>	<u>Total Def. TDs</u>
Rod Woodson	5	1	6
Troy Polamalu	3	2	5
Carnell Lake	3	2	5
Dwayne Woodruff	3	2	5
Jack Butler	4	1	5

TAKEAWAY TROY

S Troy Polamalu is tied with Jack Ham and Darren Perry (32) for the seventh-most interceptions in team history.

His 32 passes intercepted rank him fifth among all active NFL defenders and he is one of seven active players to have 30 or more interceptions:

ACTIVE NFL INTERCEPTION LEADERS

<u>Rk.</u>	<u>PLAYER</u>	<u>INT'S</u>
1.	Charles Woodson, 1998-pres.	60
2.	DeAngelo Hall, 2004-pres.	43
3.	Terence Newman, 2003-pres.	37
4.	Charles Tillman, 2003-pres.	36
5.	Troy Polamalu, 2003-pres.	32
T6.	Antonio Cromartie, 2006-pres.	31
	Rashean Mathis, 2003-pres.	31

NUMBERS FOR TROY

2

In Week 12 at Cleveland in 2013, Polamalu forced a career-high two fumbles to go along with a sack and a fumble recovery.

5

Polamalu set a career high with five forced fumbles in 2013.

5

In Week 14 of 2013, Polamalu returned an interception 19 yards for a touchdown - his fifth career defensive score, tying for the second most defensive touchdowns in team history.

16

The number of games in Polamalu's NFL career that he has recorded 10 or more tackles.

85

Surpassed 80 tackles for the eighth time in his NFL career with 85 stops in 2013.

IT'S WORILDS' WORLD

LB Jason Worlds tied for the lead on Pittsburgh's defense with 7.5 sacks in 2014 to go along with 59 tackles (39 solo) and a team-high 18 quarterback hits and 10 tackles for losses.

Worlds was credited with 2.0 sacks in Week 16's game vs. Kansas City - his second multi-sack game of the season and sixth of his NFL career.

In Week 10 at the New York Jets, Worlds recorded 1.5 sacks.

Against Baltimore on Sunday Night Football in Week 9, Worlds picked off Baltimore QB Joe Flacco to mark the first interception of his NFL career.

He forced his fourth career fumble on Monday Night Football against Houston in Week 7 which was recovered by fellow LB Sean Spence.

HARRISON'S RETURN

LB James Harrison, who announced his retirement on September 5, returned to the Steelers for a 12th season in the NFL (11th with Pittsburgh: 2002, 2004-12 and 2013 with Cincinnati).

Harrison recorded 5.5 sacks in 2014, including three multi-sack games - Week 16 vs. Kansas City (1.5) and 2.0 in Weeks 8 and 9 - increasing his totals to 69.5 in his tenure with Steelers - and 71.5 in his NFL career.

His 69.5 quarterback takedowns are the second most by a Steeler since sacks became an official statistic in 1982:

STEELERS SACK LEADERS SINCE 1982

Rk.	STEELER	SACKS
1.	Jason Gildon, 1994-2003	77.0
2.	James Harrison, 2002-12, 2014-current	69.5
3.	Joey Porter, 1999-2006	60.0

Harrison's 17 multi-sack games as a Steeler are tied for the most such games in team history since the statistic became official in 1982:

STEELERS MULTI-SACK GAMES SINCE 1982

Rk.	STEELER	SACKS
T1.	James Harrison, 2002-12, 2014-current	17
	Jason Gildon, 1994-2003	17
3.	LaMarr Woodley, 2007-13	16

The linebacker also ranks second in team history for career forced fumbles, behind only Greg Lloyd (since 1987):

STEELERS FORCED FUMBLE LEADERS SINCE 1987

Rk.	STEELER	FORCED FUMBLES
1.	Greg Lloyd, 1988-97	36
2.	James Harrison, 2002-12, 2014-current	28
3.	Jason Gildon, 1994-2003	18

MOATS MAKES HIS MARK

LB Arthur Moats - a 2014 free agent acquisition by the Steelers - made his mark in Week 14's game at Cincinnati. Moats brought down Cincinnati QB Andy Dalton twice to mark the first multi-sack game of his NFL career and added a forced fumble and fumble recovery.

The fifth-year linebacker appeared in each of the team's 16 games, making 10 starts in 2014 and set a single-season career-high with 4.0 sacks while contributing 23 tackles (17 solo), six quarterback hits, four tackles for losses, two forced fumbles and a fumble recovery.

TIMMONS TIME

LB Lawrence Timmons led the Steelers defense with 132 tackles (87 solo) in 2014 - his third straight 100 tackle season (fourth of his career).

His 132 tackles in 2014 placed him second in the AFC (seventh in the NFL):

AFC TACKLE LEADERS - 2014

Rk.	PLAYER, TEAM	TACKLES
1.	D'Qwell Jackson, IND	140
2.	Lawrence Timmons, PIT	132
3.	C.J. Mosley, BAL	129
4.	Daryl Smith, BAL	127
5.	David Harris, NYJ	124

Timmons recorded double-digit tackles in seven games this season, including a team-best 13 in Week 10 and Week 16.

Timmons, who has missed only two games his entire career, started his team-leading 69th consecutive regular-season game in Week 17 vs. Cincinnati.

Since the start of the 2010 season, Timmons has started (79) and played in (80) the most games out of any Steelers' linebacker, while also leading the group in tackles over that time.

TIMMONS' DIGITS

10

Timmons led Pittsburgh's defense with 13 total tackles (9 solo) in Week 16. He has registered double digit tackles in 33 games during his career, including 20 times since the start of the 2012 season.

10TH

In Week 8 of the 2013 season, Timmons forced a fumble that was recovered by Pittsburgh at the Oakland 11-yard line early in the fourth quarter. It was the 10th forced fumble of his career.

20 (17)

His tackles (20) and solo tackles (17) in a victory over Baltimore in Week 7 in 2013 were both career highs.

100

Timmons' team and career-high 155 tackles in 2013 marked the third time in the last four seasons (2010 and 2012) that he eclipsed 100 tackles.

SHAZIER IN ROOKIE CAMPAIGN

Pittsburgh's 2014 first round draft selection - **LB Ryan Shazier** - became the first rookie linebacker to start on Kickoff Weekend for the Steelers since 2001 (Kendrell Bell) and joined Bell and Jack Lambert (1974) as only the third defensive rookie in Pittsburgh history since 1974 to earn the nod in a season opener.

In his NFL debut in Week 1 vs. Cleveland, he totaled six tackles (five solo) to go along with a stop for a loss and a pass defended.

Shazier finished with 11 tackles in Week 2's game and had three solo stops at Carolina in Week 3 before leaving the game.

The Ohio State product returned to the field in Week 8 with a start against Indianapolis and posted four tackles (two solo) with a quarterback hit. Despite playing in nine games in 2014, Shazier ranked 13th among rookie linebackers with 36 total tackles.

OH SO SUISHAM

K Shaun Suisham set a personal single-season high with 132 points in 2014 - the third most in a season in team history - converting 29-of-32 field goal attempts and each of his 45 extra point tries.

His 132 points in 2014 placed him fourth in the AFC among kickers:

AFC KICKER SCORING LEADERS - 2014

Rk.	PLAYER	FGM-FGA	XPM-XPA	PTS
1.	Stephen Gostkowski, NE	35-37	51-51	156
2.	Adam Vinatieri, IND	30-31	50-50	140
3.	Dan Carpenter, BUF	34-38	31-32	133
4.	Shaun Suisham, PIT	29-32	45-45	132
5.	Randy Bullock, HOU	30-35	40-40	130

In Week 14 in Cincinnati, Suisham had 10 points, connecting on each of his two field goal tries and four extra point attempts.

In Week 2, Suisham connected on two field goal tries - a 25- and 43-yard attempt. With his second field goal of the game, Suisham became the fifth player in Steelers history to record 100 field goals made.

Suisham lifted the Steelers to a 30-27 victory on Kickoff Weekend after converting a 41-yard field goal as time expired against Cleveland. The game winning kick marked the ninth of Suisham's NFL career and seventh as a Steeler. He went three-for-three on the day.

At the New York Jets in Week 10, Suisham converted a 53-yard field goal attempt to establish a new career-long and tie as the fourth-longest field goal made in Steelers history.

Since joining the Steelers in 2010, Suisham has made 124-of-141 field goal attempts and each of his 173 point after tries for 545 points.

Suisham ranks first in team history with an 87.9 field goal conversion mark and his 124 field goals made place him fourth in team history:

STEELERS ALL-TIME FIELD GOAL PERCENTAGE

Rk.	STEELER	FGM-FGA	PCT.
1.	Shaun Suisham, 2010-pres.	124-141	87.9
2.	Jeff Reed, 2002-10	127-204	81.9
3.	Gary Anderson, 1982-94	197-309	78.5

STEELERS ALL-TIME FIELD GOALS MADE

Rk.	STEELER	FGM
1.	Gary Anderson, 1982-94	309
2.	Jeff Reed, 2002-2010	204
3.	Roy Gerela, 1971-78	146
4.	Shaun Suisham, 2010-current	124
5.	Norm Johnson, 1995-98	105

From Nov. 3, 2013 until his second field goal attempt vs. Tampa Bay on Sept. 28, 2014, Suisham made 24 consecutive field goals - setting a franchise record:

STEELERS ALL-TIME FIELD CONSECUTIVE GOALS MADE

Rk.	STEELER	FGM
1.	Shaun Suisham (Nov. 3, 2013-Sept. 28, 2014)	24
2.	Jeff Reed, 2004-05	22
3.	Gary Anderson, 1994	19

SUISH-ING THE NUMBERS

9

The number of game winning field goals Suisham has made in his NFL career - seven as a Steeler - including Week 1's 41-yard kick as time expired.

40-BEYOND

Since the 2012 season, Suisham has successfully converted 32 straight field goals between 40-49 yards - the longest active streak in the NFL.

53

Suisham connected on a 53-yard field goal attempt in Week 10 at the New York Jets, establishing a new career-long for the kicker and tying as the fourth-longest field goal in team history.

87.9%

The percentage of field goals made by Suisham (124-of-141) since joining the Steelers in 2010 - tops in franchise history.

100

Suisham has recorded 100 or more points for the fourth consecutive season in 2014 (sixth of his NFL career).

124

Since joining the Steelers in 2010, Suisham has converted 124 field goal attempts - the fourth-most field goals made in team history.

173

Suisham has a current streak of 170 consecutive PATs made as a Steeler. Since October 4, 2009, he has made 194 straight PATs, which is the longest streak of his career.

WING IN DEBUT YEAR

P Brad Wing stepped in to the role of the Steelers punter in 2014 and made his NFL debut in Week 1. Wing punted six times for 262 yards (43.7 average) and landed two of his attempts in the Cleveland 20 yard line.

At Cincinnati in Week 14, Wing punted six times and averaged 47.5 yards per punt - a season-high - which included a career-long of 74 yards while pinning the Bengals inside their 20 yard line twice.

Through the 2014 season, Wing punted 61 times covering 2,667 yards (43.7 average) and pinned opponents inside their 20 yard line 20 times.

Among rookies in Steelers history, Wing's 43.7 punting average ranked fifth best (min. 10 punts):

STEELERS ROOKIE PUNTING AVERAGE LEADERS (Min. 10 punts)

Rk.	STEELER	P-YDS	AVG.
1.	Ernie Wheeler, 1939	10-460	46.0
2.	Frank Lambert, 1965	78-3,518	45.1
3.	Bobby Joe Green, 1960	64-2,829	44.2
4.	Drew Butler, 2012	77-3,374	43.8
5.	Brad Wing, 2014	61-2,667	43.7

Preseason Game #1
New York Giants 20, Pittsburgh 16
Aug. 9, 2014
MetLife Stadium (74,611)

EAST RUTHERFORD – QB Curtis Painter threw a game-winning three-yard touchdown pass to WR Corey Washington with less than three minutes remaining to lift the Giants to a 20-16 victory over the Steelers in the 2014 preseason opener.

On the Steelers first drive of the contest, rookie **WR/RB Dri Archer** caught a pass from **QB Ben Roethlisberger** and raced 46 yards into Giants' territory. The drive was capped off by a 26-yard field goal by **K Shaun Suisham** to give Pittsburgh an early 3-0 lead.

But on the first play of New York's ensuing possession, RB Rashad Jennings scored on a 73-yard run to give the Giants a 7-3 advantage.

New York increased their lead 10-3 early in the second quarter on K Josh Brown's 45-yard field goal. And with less than one minute remaining in the first half, the Giants increased their lead to 13-3 on K Brandon McManus' 46-yard field goal.

Pittsburgh scored 13 unanswered points for its first lead of the game. Suisham connected from 38 yards out midway through the third quarter and from 32 yards out early in the fourth quarter to cut the Giants' lead 13-9.

The Steelers got a splash play from rookie **LB Howard Jones** as he scooped up a Giants' fumble and returned it 28 yards for a touchdown to give Pittsburgh a 16-13 advantage.

On the Giants' next drive, Painter led the team on a 12-play, 80-yard drive that he capped off with the game-winning touchdown pass.

GAME SUMMARY

STEELERS (0-1)	3	0	3	10	16
Giants (2-0)	7	6	0	7	20

TEAM	Q	TIME	PLAY	DRIVE	SCORE
PIT	1	10:34	Suisham 26-yd. FG	7-70; 3:10	3-0
NYG	1	10:14	Jennings 73-yd. run (McManus kick)	1-73; 0:20	3-7
NYG	2	9:13	Brown 45-yd. FG	4-8; 1:22	3-10
NYG	2	0:38	McManus 46 yd. FG	12-44; 3:44	3-13
PIT	3	6:14	Suisham 38-yd. FG	4-1; 1:23	6-13
PIT	4	14:01	Suisham 32-yd. FG	6-62; 2:07	9-13
PIT	4	10:16	H. Jones 28 yd. fumble return	—	16-13
NYG	4	2:50	Washington 3 yd. pass from Painter (Brown kick)	12-80; 7:26	16-20

TEAM STATISTICS

	Steelers	Giants
1st Downs	14 (35-6)	15 (4-11-0)
3rd Downs	2-14 (14%)	5-14 (36%)
4th Downs	0-1 (0%)	0-0 (0%)
Total Net Yards	251	312
Plays-Avg.	59-4.3	62-5.0
Rushing Yards	70	171
Rush Att.-Avg.	22-3.2	31-5.5
Passing Yards	181	141
Att.-Comp.-Int.	35-20-0	30-19-0
Sacks By	1-8	2-5
Punts-Avg.	6-36.5	6-47.2
Penalties	5-34	10-109
Fumbles-Lost	3-1	2-2
Time of Poss.	29:24	30:36

INDIVIDUAL STATISTICS

RUSHING: Pit. – Bell 3-18; Poole 5-17; Blount 3-10; Wheaton 1-10; Archer 2-9; Hall 6-5; Maysonet 2-1. **NYG** – Jennings 5-85; Gaskins 10-46; Williams 7-35; Cox 6-4; Conner 1-3; Nassib 1-0; Painter 1-(-2).

PASSING: Pit. – Jones 21-11-0, 74; Gradkowski 12-8-0, 66; Roethlisberger 2-1-0, 46. **NYG** – Nassib 21-12-0, 81; Painter 7-7-0, 68, 1TD; Manning 2-0-0, 0.

RECEIVING: Pit. – Moye 4-32; Archer 2-50; A. Brown 2-21; J. Brown 2-9; Maysonet 2-8; Paulson 2-7; Wheaton 1-28; Bryant 1-19; Bell 1-6; Harris 1-4; Hall 1-3; Miller 1-(-1). **NYG** – Washington 3-23, 1 TD; Gaskins 3-19; Harvey 2-23; Talley 2-19; Parker 2-14; Donnell 2-13; Cox 2-8; Randle 1-12; Robinson 1-9; David 1-9.

Preseason Game #2
Pittsburgh 19, Buffalo 16
Aug. 16, 2014
Heinz Field (50,434)

PITTSBURGH – **K Shaun Suisham** connected on a 20-yard field goal as time expired to give the Steelers a 19-16 victory over the Buffalo Bills in the preseason home opener at Heinz Field.

The game-winning kick was set up by a big play from the Steelers' defense, as **LB Vic So'oto** sacked and stripped Buffalo QB Jeff Tuel and the fumble was picked up and returned to the Bills one-yard line by **LB Howard Jones**.

The Bills took an early 3-0 lead on K Dan Carpenter's 37-yard field goal. But on the second play of the Steelers' ensuing drive, **WR Antonio Brown** caught a pass from **QB Ben Roethlisberger** and took it 76 yards for a touchdown to give the Steelers a 6-3 lead, followed by a missed extra point attempt.

Pittsburgh scored another touchdown on its next drive, punching it in on a third-and-11 play from the Bills' 16-yard line. Roethlisberger found **WR Markus Wheaton** in the corner of the end zone to give the Steelers a 13-3 advantage by the end of the first quarter.

Carpenter booted a 53-yard field goal early in the second quarter to give Buffalo its second score of the contest, and the Steelers went into halftime with a 13-6 lead.

Midway through the third quarter, **QB Landry Jones** was sacked and stripped by DT Stefan Charles and DT Landon Cohen returned it 59 yards to the Pittsburgh 16-yard line. Buffalo capped off the drive with a one-yard score by RB Anthony Dixon to tie the game 13-13.

Suisham booted a 48-yarder in the fourth quarter to give Pittsburgh a 16-13 advantage. Carpenter though would tie the game with a 44-yarder of his own at the two minute.

After a Pittsburgh turnover, the Bills took over at their own 29-yard line. But with 31 seconds remaining, So'oto and Jones made a splash play to set up the game-winning kick.

GAME SUMMARY

STEELERS (1-1)	13	0	0	6	19
Bills (1-2)	3	3	7	3	16

TEAM	Q	TIME	PLAY	DRIVE	SCORE
BUF	1	9:35	Carpenter 37-yd. FG	11-44; 5:25	3-0
PIT	1	8:49	A. Brown 76-yd. pass from Roethlisberger (kick failed, w/)	2-80; 0:46	3-6
PIT	1	2:19	Wheaton 16-yd. pass from Roethlisberger (Suisham kick)	8-37; 3:39	3-13
BUF	2	13:15	Carpenter 53-yd. FG	11-39; 4:04	6-13
BUF	3	7:55	Dixon 1-yd. run (Carpenter kick)	3-16; 1:01	13-13
PIT	4	9:26	Suisham 48-yd. FG	5-31; 2:13	13-16
BUF	4	1:36	Carpenter 44-yd. FG	12-55; 4:21	16-16
PIT	4	0:00	Suisham 20-yd. FG	2-(-1); 0:15	16-19

TEAM STATISTICS

	Bills	Steelers
1st Downs	22	12
3rd Downs	7-17 (41%)	4-12 (33%)
4th Downs	0-2 (0%)	0-0 (0%)
Total Net Yards	358	254
Plays-Avg.	84-4.3	49-5.2
Rushing Yards	150	35
Rush Att.-Avg.	38-3.9	18-1.9
Passing Yards	208	219
Att.-Comp.-Int.	42-23-2	29-17-2
Sacks By	2-9	4-6
Punts-Avg.	2-41.5	6-44.5
Penalties	10-67	8-74
Fumbles-Lost	2-2	1-1
Time of Poss.	35:32	24:28

INDIVIDUAL STATISTICS

RUSHING: Buf. – Jackson 6-27; Dixon 10-26; Wingo 5-25; Tuel 1-17; Spiller 6-16; Brown 6-12; Summers 2-11; Lewis 1-11; Manuel 1-5. **Pit.** – Gradkowski 3-17; Bell 4-11; Poole 3-7; Archer 2-1; Blount 3-0; Harris 2-0; Jones 1-(-1).

PASSING: Buf. – Manuel 27-17-1, 148; Tuel 9-5-0, 48; Lewis 6-1-1, 18. **Pit.** – Gradkowski 13-7-1, 47; Roethlisberger 11-8-0, 128, 2 TDs; Jones 5-2-1, 53.

RECEIVING: Buf. – Jackson 7-28; Chandler 4-40; Woods 3-49; Gurley 2-25; Rodriguez 1-18; Graham 1-16; Gragg 1-10; Mi. Williams 1-10; Roosevelt 1-9; Dixon 1-5; Brown 1-4. **Pit.** – A. Brown 2-93, 1 TD; Archer 2-44; Bryant 2-18; Wheaton 2-15, 1 TD; Miller 2-10; Paulson 1-13; K. Moore 1-12; Waters 1-7; L. Moore 1-6; J. Brown 1-6; Sampson 1-3; Poole 1-1.

Preseason Game #3
Philadelphia 31, Pittsburgh 21
Aug. 21, 2014
Lincoln Financial Field (69,144)

PHILADELPHIA – The Steelers couldn't keep up with the high-paced Philadelphia offense and fell to the Eagles, 31-21, at Lincoln Financial Field.

The Eagles scored the first 17 points of the contest. Philadelphia began its scoring with a 22-yard screen pass for a touchdown from QB Nick Foles to RB LeSean McCoy midway through the first quarter. Early in the second quarter RB Darren Sproles scored on a one-yard touchdown run. And with less than a minute remaining in the half, K Alex Henery connected on a 36-yard field goal. The Eagles outgained the Steelers 251-96 in the first half.

Early in the third quarter, RB Matthew Tucker scored on a one-yard run to give Philadelphia a 24-0 lead. But on the Steelers' ensuing drive, **QB Ben Roethlisberger** engineered a six-play, 79-yard drive that he capped off with a 27-yard touchdown pass to **TE Heath Miller**.

The Eagles scored from one-yard out to increase Philadelphia's lead to 31-7 on their ensuing possession.

Pittsburgh managed to score two fourth quarter touchdowns, both from throws by **QB Bruce Gradkowski**. He connected with **WR Darrius Heyward-Bey** on a 33-yard strike and then with rookie **WR Martavis Bryant** on a three-yard completion to give Pittsburgh its final points of the contest. Gradkowski finished 8-of-11 for 105 yards with two touchdowns.

GAME SUMMARY

STEELERS (1-2)	0	0	7	14	21
Eagles (1-2)	7	10	14	0	31

TEAM	Q	TIME	PLAY	DRIVE	SCORE
PHI	1	6:12	McCoy 22 yd. pass from Foles (Henery kick)	11-80; 3:07	0-7
PHI	2	12:34	Sproles 1 yd. run (Henery kick)	13-77; 6:13	0-14
PHI	2	0:59	Henery 36 yd. field goal	9-50; 2:43	0-17
PHI	3	8:10	Tucker 1 yd. run (Parkey kick)	9-60; 3:01	0-24
PIT	3	4:07	Miller 27 yd. pass from Roethlisberger (Suisham kick)	6-79; 4:03	7-24
PHI	3	0:24	Tucker 1 yd. run (Henery kick)	9-80; 3:43	7-31
PIT	4	6:12	Heyward-Bey 33 yd. pass from Gradkowski (Suisham kick)	9-80; 3:43	14-31
PIT	4	2:41	Bryant 3 yd. pass from Gradkowski (Suisham kick)	6-42; 1:36	21-31

TEAM STATISTICS

	Steelers	Eagles
1st Downs	20	36
3rd Downs	6-12 (50%)	6-11 (55%)
4th Downs	0-0 (0%)	0-0 (0%)
Total Net Yards	309	482
Plays-Avg.	54-5.7	79-6.1
Rushing Yards	58	182
Rush Att.-Avg.	17-3.4	35-5.2
Passing Yards	251	300
Att.-Comp.-Int.	35-23-1	43-31-1
Sacks By	1-9	2-11
Punts-Avg.	5-39.8	3-41.1
Penalties	13-92	14-110
Fumbles-Lost	1-0	0-0
Time of Poss.	28:13	31:47

INDIVIDUAL STATISTICS

RUSHING: Pit. – Blount 7-32; Bell 9-23; Gradkowski 1-3. **Phi.** – Josey 4-48; Tucker 10-46 2 TDs; Sproles 6-33 1TD; Barner 7-32; McCoy 4-24; Foles 1-0; Kinne 3(-1).
PASSING: Pit. – Roethlisberger 24-15-1, 157, 1 TD, 157; Gradkowski 11-8-0, 105 2 TDs. **Phi.** – Foles 29-19-1, 179, 1 TD, Sanchez 9-7-0, 85; Barkley 4-4-0, 37; Kinne 1-1-0, 8.
RECEIVING: Pit. – Miller 4-53, 1 TD; Brown 3-59; Heyward-Bey 3-54, 1 TD; Archer 3-14; Blount 3-14; Bryant 2-28 1 TD; Wheaton 2-24; Houston 1-13; Bell 1-3. **Phi.** – Maclin 6-43; Maehl 4-19; Cooper 3-25; Celek 2-41; Burton 2-37; Johnson 2-29; McCoy 2-26; Ertz 2-24; Pratt 2-20; Matthews 2-16; Cunningham 1-16; Josey 1-8; Sproles 1-4; Murphy 1-1.

Preseason Game #4
Carolina 10, Pittsburgh 0
Aug. 28, 2014
Heinz Field (43,514)

PITTSBURGH – The Steelers' offense struggled to move the football throughout the game and were shut out by the Carolina Panthers 10-0 in the 2014 preseason finale at Heinz Field.

The Panthers scored on their opening drive of the contest, as the team went 62 yards on 14 plays. K Graham Gano connected on a 33-yard field goal to give Carolina an early 3-0 lead, which was the score heading into halftime.

LB Jarvis Jones stalled a Carolina drive by scooping up a fumble but the ensuing Pittsburgh possession resulted in a punt. Despite good numbers from **QB Landry Jones**, who finished the first half 10-of-13 for 69 yards, the team failed to convert a third-down.

Carolina scored on their opening drive of the second half, going 90 yards on just six plays. RB Fozzy Whittaker scored on a two-yard run to give the Panthers the 10-0 victory. Whittaker finished with a game-high 91 rushing yards.

Though Pittsburgh outrushed Carolina 106-100, the Panthers defense recorded six sacks and held the Steelers to just 185 net yards.

GAME SUMMARY

STEELERS (1-3)	0	0	0	0	0
Panthers (2-2)	3	0	7	0	10

TEAM	Q	TIME	PLAY	DRIVE	SCORE
CAR	1	9:22	Gano 33 yd. field goal	14-64; 5:38	0-3
CAR	3	6:24	Whittaker 2 yd. run (Gano kick)	6-90; 3:26	0-10

TEAM STATISTICS

	Panthers	Steelers
1st Downs	18	11
3rd Downs	4-12 (33%)	5-15 (33%)
4th Downs	1-1 (100%)	0-1 (0%)
Total Net Yards	314	185
Plays-Avg.	60-5.2	55-3.4
Rushing Yards	100	106
Rush Att.-Avg.	35-2.9	21-5.0
Passing Yards	214	79
Att.-Comp.-Int.	25-16-0	28-19-0
Sacks By	6-50	0-0
Punts-Avg.	5-45.8	9-40.1
Penalties	9-70	5-52
Fumbles-Lost	1-1	1-0
Time of Poss.	31:51	28:09

INDIVIDUAL STATISTICS

RUSHING: Car. – Whittaker 23-91 1 TD; Webb 4-12; Tolbert 3-1; Anderson 1-0; Zordich 4(-4); **Pit.** – Harris 6-41; Wheaton 1-15; Houston 4-14; Archer 2-8; Bell 2-8; Blount 3-7; Kay 2-7; Johnson 1-6.
PASSING: Car. – Anderson 14-8-0, 98; Webb 11-8-0, 116; **Pit.** – Jones 18-14-0, 97; Kay 10-5-0, 32.
RECEIVING: Car. – Benjamin 4-56; Brown 3-68; Bersin 2-26; Dickson 2-24; Williams 2-20; Avant 1-13; Cotchery 1-5; King 1-2. **Pit.** – Heyward-Bey 6-44; Brown 2-17; Moye 2-14; Harris 2-8; Johnson 1-18; Sampson 1-13; Paulson 1-6; Blanchflower 1-5; Bryant 1-3; Palmer 1-1.

Game #1
Pittsburgh 30, Cleveland 27
Sept. 7, 2014
Heinz Field (64,598)

PITTSBURGH – K Shaun Suisham connected on a 41-yard field goal to give the Steelers a 30-27 victory over the Cleveland Browns in the 2014 season opener at Heinz Field. It marked the ninth time Suisham converted a game-winning field goal in his career and seventh as a Steeler.

Suisham booted a 36-yard field goal on the Steelers' opening drive of the contest to give the team an early 3-0 lead. Cleveland though would tie the game, 3-3, on its ensuing drive with a 39-yard field goal by K Billy Cundiff.

Pittsburgh though would score 24 straight points to take a commanding 27-3 lead at halftime. **RB LeGarrette Blount** scored on a seven-yard run late in the first quarter. **QB Ben Roethlisberger** found **WR Antonio Brown** for a 35-yard touchdown early in the second quarter. Then **RB Le'Veon Bell** scored on a 38-yard run. Suisham capped off the half with a 34-yard field goal as time expired.

Like Pittsburgh, Cleveland scored 24 unanswered points to open up the second half. Rookie RB Isaiah Crowell scored on back-to-back drives, rushing into the end zone from three yards out and then 15 yards out on the following drive. Cundiff then connected on a 25-yard field goal. And QB Brian Hoyer threw a nine-yard touchdown to WR Travis Benjamin to tie the game 27-27.

With less than two minutes to go, the Steelers' defense forced a three-and-out and the Browns punted to the Pittsburgh 43-yard line. Roethlisberger then led the team on a five-play, 33-yard drive to set up Suisham's game winning kick.

It marked the 31st time Roethlisberger led the team on a fourth-quarter game-winning drive in the regular season for his career. He finished the game with 365 passing yards, marking the 29th time he eclipsed the 300-yard mark in the regular season.

For the fifth time since 1991, the Steelers generated 300 or more total net yards in the first half (364) and for the first time since the 2009 season the team recorded 490 or more total net yards in a single game (490).

GAME SUMMARY

Browns (0-1)	3	0	14	10	27
STEELERS (1-0)	10	17	0	3	30

TEAM	Q	TIME	PLAY	DRIVE	SCORE
PIT	1	9:58	Suisham 36 yd. field goal	9-62; 5:02	0-3
CLE	1	5:39	Cundiff 39 yd. field goal	8-54; 4:19	3-3
PIT	1	0:50	Blount 7 yd. run (Suisham kick)	9-80; 4:49	3-10
PIT	2	9:49	Brown 35 yd. pass from Roethlisberger (Suisham kick)	6-89; 3:12	3-17
PIT	2	7:43	Bell 38 yd. run (Suisham kick)	2-50; 0:48	3-24
PIT	2	0:00	Suisham 34 yd. field goal	10-64; 1:44	3-27
CLE	3	13:27	Crowell 3 yd. run (Cundiff kick)	6-80; 1:33	10-27
CLE	3	9:05	Crowell 15 yd. run (Cundiff kick)	6-59; 2:31	17-27
CLE	4	14:57	Cundiff 25 yd. field goal	12-75; 4:45	20-27
CLE	4	11:15	Benjamin 9 yd. pass from Hoyer (Cundiff kick)	7-51; 2:35	27-27
PIT	4	0:00	Suisham 41 yd. field goal	5-33; 0:47	27-30

TEAM STATISTICS

	Browns	Steelers
1st Downs	23	24
3rd Downs	2-11 (18%)	4-12 (33%)
4th Downs	0-0 (0%)	1-1 (100%)
Total Net Yards	389	490
Plays-Avg.	64-6.1	67-7.3
Rushing Yards	191	127
Rush Att.-Avg.	30-6.1	28-4.5
Passing Yards	206	363
Att.-Comp.-Int.	31-19-0	35-24-1
Sacks By	3-24	3-24
Punts-Avg.	7-44.9	6-43.7
Penalties	8-55	11-96
Fumbles-Lost	0-0	1-0
Time of Poss.	27:33	32:27

INDIVIDUAL STATISTICS

RUSHING: Cle. – West 16-100; Tate 6-41; Crowell 5-32; 2 TDs; Benjamin 1-10; Gabriel 1-8; Agnew 1-2; Hoyer 1-(-2). **Pit.** – Bell 21-109, 1 TD; Roethlisberger 2-8; Blount 4-6, 1 TD; Archer 1-4.
PASSING: Cle. – Hoyer 30-18-0, 222 1 TD.
Pit. – Roethlisberger 23-23-1, 365, 1 TD; Golden 1-1-25.
RECEIVING: Cle. – Hawkins 8-87; Cameron 2-47; Dray 2-30; Austin 2-20; Benjamin 2-20, 1 TD; Barnidge 1-13; Gabriel 1-5. **Pit.** – Wheaton 6-97; Bell 6-88; A. Brown 5-116, 1 TD; J. Brown 3-38; Miller 3-26; Blake 1-25.

Game #2
Baltimore 26, Pittsburgh 6
Sept. 11, 2014
M&T Bank Stadium (71,181)

BALTIMORE – The Baltimore Ravens defeated the Steelers, 26-6, at M&T Bank Stadium on Thursday Night Football.

Pittsburgh marched into Ravens' territory on its opening drive of the contest before the drive was stalled at the Baltimore 16-yard line due to a fumble recovered by the defense. QB Joe Flacco then led his team on a 12-play, 85-yard drive that he capped off with a two-yard touchdown pass to TE Owen Daniels to give the Ravens a 7-0 lead.

K Justin Tucker connected on a 30-yard field goal midway through the second quarter to increase Baltimore's lead 10-0. **K Shaun Suisham** connected on a 25-yard field goal late in the second quarter and the teams entered halftime with Baltimore leading 10-3.

Suisham added a 43-yarder early in the third quarter to cut the lead 10-6, but it would be the last points Pittsburgh would score. On the Ravens' ensuing possession, Flacco led the team on a 12-play, 80-yard drive and he capped it off with another touchdown pass to Daniels, this time a one-yarder, to give Baltimore a 17-6 lead.

The Ravens' defense forced two fourth quarter turnovers to close the door on a Pittsburgh comeback. Tucker added three fourth quarter field goals, from 23 yards, 22 yards and 20 yards to give Baltimore its final points of the contest.

GAME SUMMARY

STEELERS (1-1)	0	3	3	0	6
Ravens (1-1)	7	3	7	9	26

TEAM	Q	TIME	PLAY	DRIVE	SCORE
BAL	1	0:27	Daniels 2 yd. pass from Flacco (Tucker kick)	12-85; 6:26	0-7
BAL	2	8:01	Tucker 30 yd. field goal	12-65; 5:32	0-10
PIT	2	2:50	Suisham 25 yd. field goal	11-73; 5:11	3-10
PIT	3	10:30	Suisham 43 yd. field goal	6-27; 2:56	6-10
BAL	3	3:58	Daniels 1 yd. pass from Flacco (Tucker kick)	12-80; 6:32	6-17
BAL	4	14:11	Tucker 23 yd. field goal	10-53; 3:51	6-20
BAL	4	11:14	Tucker 22 yd. field goal	6-16; 2:46	6-23
BAL	4	4:31	Tucker 20 yd. field goal	7-53; 4:57	6-26

TEAM STATISTICS

	Steelers	Ravens
1st Downs	17	25
3rd Downs	6-12 (50%)	5-12 (42%)
4th Downs	0-0 (0%)	1-1 (100%)
Total Net Yards	301	323
Plays-Avg.	57-5.3	65-5.0
Rushing Yards	99	157
Rush Att.-Avg.	18-5.5	36-4.4
Passing Yards	202	166
Att.-Comp.-Int.	37-22-1	29-21-0
Sacks By	0-0	2-15
Punts-Avg.	4-45.8	2-55.0
Penalties	9-75	4-35
Fumbles-Lost	2-2	0-0
Time of Poss.	24:52	35:08

INDIVIDUAL STATISTICS

RUSHING: Pit. – Bell 11-59; Wheaton 2-22; Brown 2-10; Blount 3-8. **Bal.** – Pierce 22-96; Forsett 8-56; Flacco 5-3; Jones 1-2.
PASSING: Pit. – Roethlisberger 37-22-1, 217; **Bal.** – Flacco 29-21-0, 166, 2 TDs.
RECEIVING: Pit. – A. Brown 7-90; Bell 5-48; Wheaton 5-38; Miller 4-35; J. Brown 1-6. **Bal.** – S. Smith 6-71; Daniels 5-28, 2 TDs; Forsett 4-16; Pitta 3-30; T. Smith 1-10; Pierce 1-7; Jones 1-4.

Game #3
Pittsburgh 37, Carolina 19
Sept. 21, 2014
Bank of America Stadium (73,945)

CHARLOTTE – Pittsburgh won its first road contest of the 2014 season in dominating fashion with a 37-19 win at Carolina. It marked the Steelers fifth straight win against the Panthers.

K Graham Gano connected on a 40-yard field goal midway through the first quarter to give Carolina a 3-0 lead. The Steelers responded with three straight field goals as **K Shaun Suisham** connected from 42, 24 and 45 yards out to give Pittsburgh a 9-3 advantage at halftime.

In the second half, Pittsburgh scored 28 points thanks to splash plays from the offense, defense and special teams. On the Panthers first drive of the third quarter, **LB Jarvis Jones** sacked and stripped QB Cam Newton, and the fumble was recovered by **LB Jason Worilds**. Five plays later, **QB Ben Roethlisberger** found **WR Antonio Brown** for a seven-yard touchdown to give the Steelers a 16-3 lead.

Gano made a 40-yard field goal on Carolina's ensuing drive. Pittsburgh responded on its next drive when **RB Le'Veon Bell** had an 81-yard rush to Carolina's 11-yard line. It marked the first 80-yard rush for Pittsburgh since the 2005 season. Roethlisberger found Brown again from seven yards out to give the Steelers a 23-6 advantage.

The Panthers cut the lead 23-13 on Newton's 37-yard touchdown pass to TE Greg Olsen and forced the Steelers to punt on Pittsburgh's ensuing drive. But **S Shamarko Thomas** forced a fumble on the punt that was recovered by **S Robert Golden** in the endzone for a touchdown to give Pittsburgh a 30-13 lead.

The Steelers added seven more points on **RB LeGarrette Blount's** eight-yard touchdown run to give Pittsburgh a 37-13 advantage. QB Derek Anderson connected with WR Kelvin Benjamin on a 35-yard touchdown pass late in the fourth quarter to give Carolina its final points of the game.

For the first time since 1986, the Steelers had two running backs (Bell and Blount) each rush for 100 yards in the same contest.

GAME SUMMARY

STEELERS (2-1)	3	6	14	14	37
Panthers (2-1)	3	0	3	13	19

TEAM	Q	TIME	PLAY	DRIVE	SCORE
CAR	1	6:40	Gano 40 yd. FG	(9-58; 3:55)	0-3
PIT	1	0:07	Suisham 42 yd. FG	(6-51; 2:31)	3-3
PIT	2	5:37	Suisham 24 yd. FG	(16-87; 8:00)	6-3
PIT	2	0:00	Suisham 45 yd. FG	(7-53; 1:35)	9-3
PIT	3	11:02	Roethlisberger 7 yd. pass to A. Brown (Suisham kick)	(4-17; 1:30)	16-3
CAR	3	6:21	Gano 40 yd. FG	(12-58; 4:41)	16-6
PIT	3	2:22	Roethlisberger 7 yd. pass to A. Brown (Suisham kick)	(6-80; 3:59)	23-6
CAR	4	13:28	Newton 37 yd. pass to Olsen (Gano kick)	(7-80; 3:54)	23-13
PIT	4	11:00	Golden fumble recovery in end zone (Suisham kick)	—	30-13
PIT	4	5:38	Blount 8 yd. run (Suisham kick)	(8-98; 4:29)	37-13
CAR	4	3:53	Anderson 35 yd. pass to Benjamin (Pass failed)	(6-80; 1:45)	37-19

TEAM STATISTICS

	Steelers	Panthers
1st Downs	24	20
3rd Downs	3-11 (27%)	4-12 (33%)
4th Downs	1-1 (100%)	1-1 (100%)
Total Net Yards	454	349
Plays-Avg.	65-7.0	54-6.5
Rushing Yards	264	42
Rush Att.-Avg.	34-7.8	10-4.2
Passing Yards	190	307
Att.-Comp.-Int.	30-22-0	41-29-0
Sacks By	3-23	1-6
Punts-Avg.	3-46.0	4-52.5
Penalties	11-91	7-105
Fumbles-Lost	0-0	3-2
Time of Poss.	34:39	25:21

INDIVIDUAL STATISTICS

RUSHING: Pit. – Bell 21-147; Blount 10-118, 1 TD; Roethlisberger 1-1; Gradkowski 2-(-2)
Car. – Stewart 5-31; Newton 2-7; Tolbert 3-4.
PASSING: Pit. – Roethlisberger 30-22-0, 196, 2 TDs. **Car.** – Newton 35-24-0, 250, 1 TD; Anderson 6-5-80, 1 TD.
RECEIVING: Pit. – A. Brown 10-90, 2 TDs; Miller 4-51; Wheaton 4-35; Bell 2-10; J. Brown 2-10. **Car.** – Benjamin 8-115, 1 TD; Brown 7-66; Olsen 5-69, 1 TD; Tolbert 3-20; Stewart 3-19; Avant 2-12; Bersin 1-29.

Game #4
Tampa Bay 27, Pittsburgh 24
Sept. 28, 2014
Heinz Field (62,910)

PITTSBURGH – QB Mike Glennon threw a game-winning five-yard touchdown pass to WR Vincent Jackson with seven seconds left to give the Buccaneers a 27-24 victory at Heinz Field.

On the Steelers opening drive of the game the Buccaneers got after **QB Ben Roethlisberger**, sacking him on consecutive plays. On third-and-16, DE Michael Johnson sacked and stripped Roethlisberger and the fumble was recovered by Tampa Bay. Two plays later, Glennon threw a seven-yard touchdown pass to WR Mike Evans to give Tampa Bay a 7-0 lead.

The Buccaneers forced the Steelers to punt on their next possession. Tampa Bay capped off that drive with a 50-yard field goal by K Patrick Murray to increase their lead 10-0. Pittsburgh responded on their next possession driving 73 yards on 10 plays. **K Shaun Suisham** nailed a 25-yard field goal to cut the lead 10-3.

The Steelers then scored two straight touchdowns thanks to Roethlisberger and **WR Antonio Brown**. Roethlisberger and Brown connected on an 11-yard score and then a 27-yard score to give Pittsburgh a 17-10 lead going into halftime.

Tampa Bay marched 80 yards on eight plays on its opening drive of the second half. RB Doug Martin scored on a three-yard run to tie the game 17-17. But the Steelers scored a touchdown on their next drive when Roethlisberger found **TE Heath Miller** for a five-yard touchdown to give Pittsburgh another seven-point advantage, 24-17.

Early in the fourth quarter, Murray made a 27-yard field goal to put Tampa Bay within four points, 24-20. It appeared that the Buccaneers would take the lead right after the two-minute warning. But the Steelers held the Buccaneers on fourth-and-10 from the Pittsburgh 14-yard line.

Tampa Bay though forced the Steelers to punt and took over with 40 seconds remaining and no timeouts. On second-and-10, Glennon found WR Louis Murphy for a 41-yard completion which set up Glennon's game-winning throw to Jackson.

GAME SUMMARY

Buccaneers (1-3)	10	0	7	10	27
STEELERS (2-2)	10	7	7	0	24

TEAM	Q	TIME	PLAY	DRIVE	SCORE
TB	1	13:01	Evans 7 yd. pass from Glennon (Murray kick)	2-9; 0:44	0-7
TB	1	10:01	Murray 50 yd. FG	6-23; 1:24	0-10
PIT	1	6:19	Suisham 25 yd. FG	10-73; 3:42	3-10
PIT	1	0:15	A. Brown 11 yd. pass from Roethlisberger (Suisham kick)	9-60; 4:43	10-10
PIT	2	4:58	A. Brown 27 yd. pass from Roethlisberger (Suisham kick)	13-93; 7:25	17-10
TB	3	12:27	Martin 3 yd. run (Murray kick)	8-80; 2:33	17-17
PIT	3	7:50	Miller 5 yd. pass from Roethlisberger (Suisham kick)	10-80; 4:37	24-17
TB	4	11:37	Murray 27 yd. FG	12-83; 4:39	24-20
TB	4	0:07	Jackson 5 yd. pass from Glennon (Murray kick)	5-46; 0:33	24-27

TEAM STATISTICS

	Buccaneers	Steelers
1st Downs	21	27
3rd Downs	7-13 (54%)	6-14 (43%)
4th Downs	0-1 (0%)	1-1 (100%)
Total Net Yards	350	390
Plays-Avg.	64-5.5	73-5.3
Rushing Yards	63	85
Rush Att.-Avg.	20-3.2	27-3.1
Passing Yards	287	305
Att.-Comp.-Int.	43-21-0	41-30-0
Sacks By	5-26	1-15
Punts-Avg.	3-35.3	4-37.0
Penalties	9-50	13-125
Fumbles-Lost	0-0	2-1
Time of Poss.	25:45	34:15

INDIVIDUAL STATISTICS

RUSHING: T.B. – Martin 14-30, 1 TD; Patton 1-19; Rainey 4-2; Lane 1-2. **Pit.** – Bell 19-63; Blount 4-25; Roethlisberger 2-4; W. Johnson 1-0; Wheaton 1-(-7).
PASSING: T.B. – Glennon 42-21-1, 302; 2 TDs; Rainey 1-0-0. **Pit.** – Roethlisberger 40-29-0; 314, 3 TDs; A. Brown 1-1-17.
RECEIVING: T.B. – Murphy 6-99; Evans 4-65, 1 TD; Seferian-Jenkins 3-44; Jackson 3-32, 1 TD; Shepard 2-30; Martin 2-16; Rainey 1-16. **Pit.** – Miller 10-85, 1 TD; A. Brown 7-131, 2 TDs; Bell 6-46; Wheaton 4-57; Moore 1-12; J. Brown 1-5. Archer 1-1.

Game #5
Pittsburgh 17, Jacksonville 9
Oct. 5, 2014
Everbank Field (66,198)

JACKSONVILLE – CB Brice McCain returned a Blake Bortles interception 22 yards for a touchdown early in the fourth quarter to lift the Steelers to a 17-9 victory over the Jaguars at Everbank Field.

Jacksonville got on the board midway through the first quarter with K Josh Scobee's 43-yard field goal. Early in the second quarter **K Shaun Suisham** connected on a 24-yard field goal to tie the game 3-3.

Pittsburgh took the lead for good right after the two-minute warning in the first half when **QB Ben Roethlisberger** found **TE Michael Palmer** for a one-yard touchdown. The touchdown capped off a 10-play, 70-yard drive and was Palmer's first career touchdown as a Steeler.

Jacksonville cut the lead 10-9 by the end of the third quarter on Scobee's two made field goals (35 and 36 yards), and the team got a splash play on defense when the Steelers were driving. With the Steelers at the Jaguars' 13-yard line, Roethlisberger was sacked and stripped and the fumble was recovered by DL Andre Branch.

But on the Jaguars second play of their ensuing drive, Bortles was picked off by McCain and he returned it for a score to seal the victory for Pittsburgh.

Pittsburgh's defense held the Jaguars to less than 100 rushing yards, the first time since 2012 that the Steelers held three straight opponents to less than 100 rushing yards.

GAME SUMMARY

STEELERS (3-2)	0	10	0	7	17
Jaguars (0-5)	3	3	3	0	9

TEAM	Q	TIME	PLAY	DRIVE	SCORE
JAX	1	5:17	Scobee 43 yd. FG	15-43; 8:08	0-3
PIT	2	12:35	Suisham 24 yd. FG	9-65; 3:35	3-3
PIT	2	1:53	Palmer 1 yd. pass from Roethlisberger (Suisham kick)	10-70; 4:53	10-3
JAX	2	0:09	Scobee 35 yd. FG	10-58; 1:44	10-6
JAX	3	3:16	Scobee 36 yd. FG	8-68; 3:17	10-9
PIT	4	11:12	McCain 22 yd. interception return (Suisham kick)	—	17-9

TEAM STATISTICS

	Steelers	Jaguars
1st Downs	20	12
3rd Downs	8-16 (50%)	3-12 (25%)
4th Downs	0-0 (0%)	1-1 (100%)
Total Net Yards	372	243
Plays-Avg.	68-5.5	52-4.7
Rushing Yards	111	56
Rush Att.-Avg.	28-4.0	15-3.7
Passing Yards	261	187
Att.-Comp.-Int.	36-26-0	36-22-2
Sacks By	1-4	4-12
Punts-Avg.	5-45.4	5-45.0
Penalties	7-50	4-34
Fumbles-Lost	1-1	3-0
Time of Poss.	35:17	24:43

INDIVIDUAL STATISTICS

RUSHING: Pit. – Bell 15-82; Blount 8-29; Archer 1-2; Wi. Johnson 1-0; Roethlisberger 3-(-2). **Jax.** – Johnson 4-27; Bortles 4-14; Gerhart 4-9; Robinson 3-6.

PASSING: Pit. – Roethlisberger 36-26-0, 273, 1 TD. **Jax.** – Bortles 36-22-2, 191.

RECEIVING: Pit. – A. Brown 5-84; Bell 5-36; Miller 3-46; J. Brown 3-26; Blount 3-17; Archer 2-8; Moore 1-26; Wheaton 1-17; Wi. Johnson 1-12; Palmer 1-1, 1 TD; Heyward-Bey 1-0. **Jax.** – Robinson 5-51; Hurns 4-26; Harbor 3-22; Brown 2-26; Todman 2-23; Sanders 2-12; Robinson 2-(-1); Gerhart 1-20; Ta'ufu'ou 1-12.

Game #6
Cleveland 31, Pittsburgh 10
Oct. 12 2014
FirstEnergy Stadium (67,431)

CLEVELAND – The Browns scored three second quarter touchdowns en route to a 31-10 victory against the Steelers at FirstEnergy Stadium.

The Steelers rushed for 57 yards in the first quarter and the defense held the Browns to (-8) net yards for the opening quarter. Pittsburgh took a 3-0 lead midway through the first quarter on **K Shaun Suisham's** 20-yard field goal. On the Steelers ensuing drive, the team lined up for another field goal attempt but the snap was fumbled.

Cleveland then scored 31 unanswered points. RB Isaiah Crowell scored on a five yard run. QB Brian Hoyer connected with TE Jordan Cameron on a 51-yard touchdown. And RB Ben Tate scored from eight yards out to give Cleveland a 21-3 lead at halftime.

Midway through the third quarter, K Billy Cundiff connected on a 40-yard field goal to increase the Browns lead to 24-3. CB Buster Skrine intercepted **QB Ben Roethlisberger** on the Steelers' ensuing drive which set up Cleveland in Pittsburgh territory. Seven plays later, Tate scored from one-yard out to give Cleveland it's final points of the contest.

The Steelers did manage to score late in the game when Roethlisberger threw a 26-yard touchdown pass to **WR Lance Moore**.

RB Le'Veon Bell totaled 105 scrimmage yards to become the first player in team history to record 100 scrimmage yards in each of the first six games of a season.

GAME SUMMARY

STEELERS (3-3)	3	0	0	7	10
Browns (3-2)	0	21	3	7	31

TEAM	Q	TIME	PLAY	DRIVE	SCORE
PIT	1	5:09	Suisham 20 yd. FG	10-63; 6:11	3-0
CLE	2	11:45	Crowell 5 yd. run (Cundiff kick)	5-68; 1:51	3-7
CLE	2	9:35	Cameron 51 yd. pass from Hoyer (Cundiff kick)	3-60; 1:08	3-14
CLE	2	2:27	Tate 8 yd. run (Cundiff kick)	11-85; 5:07	3-21
CLE	3	3:23	Cundiff 40 yd. FG	6-58; 2:52	3-24
CLE	4	12:47	Tate 1 yd. run (Cundiff kick)	7-39; 4:17	3-31
PIT	4	2:36	Moore 26 yd. pass from Roethlisberger (Suisham kick)	5-74; 1:03	10-31

TEAM STATISTICS

	Steelers	Browns
1st Downs	22	19
3rd Downs	6-16 (38%)	4-11 (36%)
4th Downs	0-2 (0%)	0-0 (0%)
Total Net Yards	359	368
Plays-Avg.	76-4.7	56-6.6
Rushing Yards	138	158
Rush Att.-Avg.	32-4.3	38-4.2
Passing Yards	221	210
Att.-Comp.-Int.	42-21-1	17-8-0
Sacks By	1-7	2-7
Punts-Avg.	7-46.0	6-40.7
Penalties	6-42	6-60
Fumbles-Lost	1-0	3-1
Time of Poss.	33:05	26:55

INDIVIDUAL STATISTICS

RUSHING: Pit. – Bell 18-82; Blount 8-27; Archer 3-24; Roethlisberger 1-7; Wing 1-0; A. Brown 1-(-2). **Cle.** – Tate 25-78, 2 TDs, Crowell 11-77, 1 TD; Benjamin 1-3; Hoyer 1-0.

PASSING: Pit. – Roethlisberger 42-21-1, 228, 1 TD. **Cle.** – Hoyer 17-8-0, 217, 1 TD.

RECEIVING: Pit. – A. Brown 7-118; Wheaton 4-33; Bell 4-23; Miller 2-19; J. Brown 2-9; Moore 1-26, 1 TD; Archer 1-0. **Cle.** – Cameron 3-102, 1 TD; Austin 2-29; Benjamin 1-31; Dray 1-31; Gabriel 1-24.

Game #7
Pittsburgh 30, Houston 23
Oct. 20, 2014
Heinz Field (56,375)

PITTSBURGH – The Steelers' offense scored three touchdowns in a span of 73 seconds late in the first half to help lift the team to a 30-23 victory over the Houston Texans at Heinz Field on Monday Night Football.

Pittsburgh got off to a slow start and fell behind 13-0. Houston opened the scoring as QB Ryan Fitzpatrick threw an 11-yard touchdown pass to RB Alfred Blue and K Randy Bullock connected on two field goals (39, 38).

K Shaun Suisham connected on a 44-yard field goal to give Pittsburgh its first points of the contest late in the second quarter. After forcing Houston to punt, Pittsburgh took over and scored a touchdown in just two plays. **QB Ben Roethlisberger** connected with rookie **WR Martavis Bryant** on a 35-yard touchdown to cut the lead 13-10.

The Steelers defense then created two splash plays and the offense capitalized on Houston's mistakes. First, RB Arian Foster was stripped by **LB Jason Worilds** on the Texans' three-yard line. On the Steelers first play of their ensuing drive, **WR Antonio Brown** threw a three-yard touchdown to **WR Lance Moore**.

On Houston's following possession, Fitzpatrick's pass was batted into the air and picked off by **DE Brett Keisel**. The Steelers took over in Texans' territory again and Roethlisberger found RB **Le'Veon Bell** for a two-yard touchdown to increase the lead 24-13.

Suisham added two fourth quarter field goals (30, 40) to increase Pittsburgh's lead to 30-16. The Texans scored a late touchdown but their onside kick attempt was recovered by Pittsburgh to end the game.

GAME SUMMARY

Texans (3-4)		7	6	0	10	23
STEELERS (4-3)		0	24	0	6	30

TEAM	Q	TIME	PLAY	DRIVE	SCORE
HOU	1	5:55	Blue 11 yd. pass from Fitzpatrick (Bullock kick)	10-94; 5:29	0-7
HOU	2	13:34	Bullock 39 yd. FG	9-25; 3:46	0-10
HOU	2	7:16	Bullock 38 yd. FG	10-51; 4:40	0-13
PIT	2	3:08	Suisham 44 yd. FG	8-60; 4:08	3-13
PIT	2	1:27	Bryant 35 yd. pass from Roethlisberger (Suisham kick)	2-63; 0:19	10-13
PIT	2	1:03	Moore 3 yd. pass from A. Brown (Suisham kick)	1-3; 0:07	17-13
PIT	2	0:14	Bell 2 yd. pass from Roethlisberger (Suisham kick)	2-8; 0:44	24-13
HOU	4	11:47	Bullock 31 yd. FG	9-61; 2:42	24-16
PIT	4	5:50	Suisham 30 yd. FG	10-70; 5:57	27-16
PIT	4	3:04	Suisham 40 yd. FG	6-17; 1:51	30-16
HOU	4	1:31	Foster 1 yd. pass from Fitzpatrick (Bullock kick)	7-86; 1:33	30-23

TEAM STATISTICS

	Texans	Steelers
1st Downs	20	18
3rd Downs	4-12 (33%)	5-14 (36%)
4th Downs	2-2 (100%)	0-0 (0%)
Total Net Yards	393	328
Plays-Avg.	63-6.2	62-5.3
Rushing Yards	132	76
Rush Att.-Avg.	30-4.4	25-3.0
Passing Yards	261	252
Att.-Comp.-Int.	32-21-1	34-24-0
Sacks By	3-16	1-1
Punts-Avg.	3-45.0	4-44.0
Penalties	4-20	6-38
Fumbles-Lost	3-2	1-1
Time of Poss.	27:54	32:06

INDIVIDUAL STATISTICS

RUSHING: Hou. – Foster 20-102; Fitzpatrick 5-16; Blue 5-14. **Pit.** Bell 12-57; Blount 7-9; Archer 2-7; Roethlisberger 4-3.

PASSING: Hou. – Fitzpatrick 32-21-1, 262, 1 TD. **Pit.** – Roethlisberger 33-23-0, 265, 2 TDs; A. Brown 1-1-0, 3, 1 TD.

RECEIVING: Hou. – Hopkins 6-108; Johnson 5-77; Foster 4-13, 1 TD; Graham 2-24; Johnson 1-15; Blue 1-11, 1 TD; Fiedorowicz 1-9; Martin 1-5. **Pit.** – A. Brown 9-90; Bell 8-88, 1 TD; Bryant 2-40, 1 TD; Moore 2-12, 1 TD; Heyward-Bey 1-17; Miller 1-13; Blount 1-8.

Game #8
Pittsburgh 51, Indianapolis 34
Oct. 26, 2014
Heinz Field (62,479)

PITTSBURGH – **QB Ben Roethlisberger** had a game for the ages as he threw for a team record 522 yards and a team record six passing touchdowns to help guide the Steelers to a 51-34 win against the Colts at Heinz Field.

K Adam Vinatieri made a 31-yard field goal on the Colts first drive of the game to give Indianapolis the early 3-0 lead. Pittsburgh responded with 21 unanswered points. Roethlisberger connected with **WR Markus Wheaton** for an 18-yard touchdown and then with **WR Martavis Bryant** for a five-yard score. And then **CB William Gay** stepped in front of an Andrew Luck throw and returned it 33 yards for a touchdown to give the Steelers a 21-3 lead.

Indianapolis cut the lead 21-10 when Luck connected with TE Dwayne Allen for a 21-yard touchdown. Roethlisberger then capped off Pittsburgh's next two drives with touchdown throws to **WR Antonio Brown**. The first touchdown was from eight yards out and the second one was from 47 yards out to give Pittsburgh a 35-10 advantage.

Luck connected with WR T.Y. Hilton for a 28-yard touchdown and Vinatieri made a 23-yard field goal as the halftime whistle sounded, and the teams went into halftime with Pittsburgh leading 35-20.

Roethlisberger and Bryant connected for a two-yard touchdown early in the third quarter to give Pittsburgh a 42-20 advantage. Indianapolis then scored two straight times to get within eight points. RB Ahmad Bradshaw scored on a 12-yard run and Luck threw a 31-yard touchdown to WR Donte Moncrief to cut the lead to 42-34.

Early in the fourth quarter the Colts forced a Steelers turnover as Pittsburgh was in the red zone. But Luck tripped and was called for a penalty in the end zone and the play resulted in a safety. Leading 44-34, Roethlisberger led the team on a 12-play, 67-yard drive that he capped off with his sixth touchdown of the game, an 11-yard pass to **TE Heath Miller**.

GAME SUMMARY

Colts (5-3)		3	17	14	0	34
STEELERS (5-3)		7	28	7	9	51

TEAM	Q	TIME	PLAY	DRIVE	SCORE
IND	1	11:56	Vinatieri 31 yd. FG	7-67; 3:04	0-3
PIT	1	7:13	Wheaton 18 yd. pass from Roethlisberger (Suisham kick)	9-80; 4:43	7-3
PIT	2	14:57	Bryant 5 yd. pass from Roethlisberger (Suisham kick)	12-76; 6:29	14-3
PIT	2	14:16	Gay 33 yd. interception return (Suisham kick)	—	21-3
IND	2	11:36	Allen 21 yd. pass from Luck (Vinatieri kick)	5-86; 2:40	21-10
PIT	2	8:33	Brown 8 yd. pass from Roethlisberger (Suisham kick)	7-87; 3:03	28-10
PIT	2	5:08	Brown 47 yd. pass from Roethlisberger (Suisham kick)	4-77; 2:26	35-10
IND	2	1:56	Hilton 28 yd. pass from Luck (Vinatieri kick)	8-80; 3:12	35-17
IND	2	0:00	Vinatieri 23 yd. FG	5-60; 0:35	35-20
PIT	3	9:59	Bryant 2 yd. pass from Roethlisberger (Suisham kick)	10-80; 5:01	42-20
IND	3	3:38	Bradshaw 12 yd. run (Vinatieri kick)	8-69; 3:06	42-27
IND	3	2:35	Moncrief 31 yd. pass from Luck (Vinatieri kick)	3-36; 0:51	42-34
PIT	4	12:34	Penalty on Luck enforced in end zone for safety	—	44-34
PIT	4	5:14	Miller 11 yd. pass from Roethlisberger (Suisham kick)	12-67; 7:20	51-34

TEAM STATISTICS

	Colts	Steelers
1st Downs	26	34
3rd Downs	5-10 (50%)	8-13 (62%)
4th Downs	0-0 (0%)	1-1 (100%)
Total Net Yards	448	639
Plays-Avg.	57-7.9	81-7.9
Rushing Yards	63	117
Rush Att.-Avg.	10-6.3	32-3.7
Passing Yards	385	522
Att.-Comp.-Int.	45-26-2	49-40-0
Sacks By	0-0	2-15
Punts-Avg.	3-51.0	3-29.7
Penalties	5-43	10-59
Fumbles-Lost	1-0	2-2
Time of Poss.	20:17	39:43

INDIVIDUAL STATISTICS

RUSHING: Ind. – Bradshaw 6-35, 1 TD; Luck 3-26; Herron 1-2. **Pit.** Bell 24-92; Blount 6-21; Brown 1-5; Roethlisberger 1-(-1).

PASSING: Ind. – Luck 45-26-2, 400, 3 TDs. **Pit.** – Roethlisberger 49-40-0, 522, 6 TDs.

RECEIVING: Ind. – Moncrief 7-113, 1 TD; Bradshaw 7-52; Hilton 6-155, 1 TD; Whalen 2-23; Nicks 1-27; Allen 1-21, 1 TD; Herron 1-5; Fleener 1-4. **Pit.** – Brown 10-133, 2 TDs; Miller 7-112, 1 TD; Bell 6-56; Bryant 5-83, 2 TDs; Wheaton 5-56, 1 TD; Moore 2-33; Johnson 2-22; Blount 2-11; Heyward-Bey 1-16.

Game #9
Pittsburgh 43, Baltimore 23
Nov. 2, 2014
Heinz Field (63,971)

PITTSBURGH – For the second consecutive game, **QB Ben Roethlisberger** threw six touchdown passes to guide his team to victory, this one a 43-23 win against the Baltimore Ravens at Heinz Field. Roethlisberger's 12 passing touchdowns in a two-game span is a new NFL record.

The Ravens scored early in the first quarter when QB Joe Flacco connected with WR Torrey Smith on a 35-yard touchdown to give Baltimore a 7-0 lead. Pittsburgh tied the game, 7-7, midway through the second quarter when Roethlisberger threw a five-yard touchdown pass to **RB Le'Veon Bell**.

The Steelers defense forced two Ravens turnovers in the second quarter and Pittsburgh capitalized with touchdowns on the team's ensuing possessions. Roethlisberger found **WR Martavis Bryant** for a 19-yard score to give Pittsburgh a 14-7 lead. K Justin Tucker made a 46-yard field goal to cut the Steelers lead to 14-10.

Roethlisberger then threw a 47-yard touchdown to **WR Markus Wheaton** to give Pittsburgh a 22-10 lead heading into halftime. It marked Wheaton's longest reception of his career.

After a scoreless third quarter, Roethlisberger connected with **WR Antonio Brown** on a 54-yard touchdown early in the fourth quarter to give Pittsburgh a 29-10 advantage. But on Baltimore's ensuing drive, WR Jacoby Jones returned a kickoff 108 yards for a touchdown to get Baltimore back within 12 points.

Roethlisberger and Bryant connected again, this time from 18 yards out to give the Steelers a 36-17 advantage. Flacco and TE Crockett Gillmore connected on a one-yard score with less than three minutes to go to cut the lead to 36-23.

But on the Steelers next drive, Roethlisberger threw his sixth and final touchdown pass, this one a 33-yarder to **TE Matt Spaeth** to seal the victory for Pittsburgh.

GAME SUMMARY

Ravens (5-4)		7	3	0	13	23
STEELERS (6-3)		0	22	0	21	43
TEAM	Q	TIME	PLAY	DRIVE	SCORE	
BAL	1	9:41	T. Smith 35 yd. pass from Flacco (Tucker kick)	1-35; 0:06	0-7	
PIT	1	7:18	Bell 5 yd. pass from Roethlisberger (Suisham kick)	5-27; 1:56	7-7	
PIT	2	5:24	Bryant 19 yd. pass from Roethlisberger (Suisham kick)	3-30; 1:31	14-7	
BAL	2	1:44	Tucker 46 yd. FG	10-49; 3:40	14-10	
PIT	2	0:53	Wheaton 47 yd. pass from Roethlisberger (Wing-Spaeth pass)	5-80; 0:51	22-10	
PIT	4	14:01	A. Brown 54 yd. pass from Roethlisberger (Suisham kick)	7-85; 3:38	29-10	
BAL	4	13:47	J. Jones 108 yd. kickoff return (Tucker kick)	0-0; 0:14	29-17	
PIT	4	9:31	Bryant 18 yd. pass from Roethlisberger (Suisham kick)	9-71; 4:16	36-17	
BAL	4	2:58	Gillmore 1 yd. pass from Flacco (Run failed)	9-33; 2:35	36-23	
PIT	4	1:51	Spaeth 33 yd. pass from Roethlisberger (Suisham kick)	4-41; 1:07	43-23	

TEAM STATISTICS

	Ravens	Steelers
1st Downs	22	22
3rd Downs	3-13 (23%)	6-14 (43%)
4th Downs	2-2 (100%)	1-1 (100%)
Total Net Yards	332	376
Plays-Avg.	67-5.0	65-5.8
Rushing Yards	63	55
Rush Att.-Avg.	18-3.5	25-2.2
Passing Yards	269	321
Att.-Comp.-Int.	45-30-1	37-25-0
Sacks By	3-19	4-34
Punts-Avg.	6-42.5	6-41.8
Penalties	10-108	7-67
Fumbles-Lost	1-1	1-1
Time of Poss.	28:34	31:26

INDIVIDUAL STATISTICS

RUSHING: Bal. – Forsett 9-38; Taliaferro 7-21; Pierce 1-2; Flacco 1-2. **Pit.** – Blount 10-23; Bell 10-20; Archer 1-4; Wheaton 1-4; Bryant 1-3; Roethlisberger 2-1.

PASSING: Bal. – 45-30-1, 303, 2 TDs
Pit. – Roethlisberger 37-25-0, 340, 6 TDs.

RECEIVING: Bal. – Daniels 6-53; Forsett 5-67; S. Smith 5-36; T. Smith 4-63, 1 TD; Taliaferro 3-34; Brown 3-27; Juszczyk 1-12; Aiken 1-12; Gillmore 1-1, 1 TD; Supernaw 1-(-2). **Pit.** – A. Brown 11-144, 1 TD; Bell 5-38, 1 TD; Bryant 3-44, 2 TDs; Wheaton 2-62, 1 TD; Spaeth 1-33, 1 TD; Miller 1-14; Moore 1-4; Johnson 1-1.

Game #10
New York Jets 20, Pittsburgh 13
Nov. 9, 2014
MetLife Stadium (78,160)

EAST RUTHERFORD – Pittsburgh could not overcome a 17-0 first quarter deficit and four turnovers and lost to the Jets, 20-13, at MetLife Stadium.

The Jets ate up nearly eight minutes of clock time on their first drive of the game. After marching 72 yards on 14 plays, K Nick Folk converted a 23-yard field goal to give New York a 3-0 lead.

Pittsburgh was forced to punt on their first possession of the game. On the very first play of the Jets' ensuing drive, QB Michael Vick threw a 67-yard touchdown to WR T.J. Graham to give the Jets a 10-0 lead.

WR Antonio Brown fumbled on the Steelers' next drive, and the Jets took over in Steelers' territory. Five plays later, Vick found TE Jace Amaro for a five yard touchdown to give New York a 17-0 lead at the end of the first quarter.

The Steelers marched into the redzone on their first drive of the second quarter but **QB Ben Roethlisberger** was intercepted near the goal line. Late in the second quarter, Folk missed a 45-yard field goal. Roethlisberger then led the team into Jets' territory. **K Shaun Suisham** nailed a career-long 53-yard field goal as the halftime whistle sounded to cut the Jets' lead 17-3.

Roethlisberger was again picked off on the Steelers' opening drive of the second half. Midway through the third quarter, Folk converted a 30-yard field goal to give the Jets a 20-3 lead.

On the first play of the fourth quarter, Suisham missed a 23-yard field goal. But Suisham connected on a 27-yarder midway through the fourth quarter to cut the lead to 20-6. Roethlisberger threw an 80-yard touchdown to **WR Martavis Bryant** with 1:28 left to go in the game.

The Steelers' onside kick attempt though was recovered by the Jets, who then ran out the clock for the victory.

GAME SUMMARY

STEELERS (6-4)		0	3	0	10	13
Jets (2-8)		17	0	3	0	20
TEAM	Q	TIME	PLAY	DRIVE	SCORE	
NYJ	1	7:08	Folk 23 yd. FG	14-72; 7:52	0-3	
NYJ	1	3:20	Graham 67 yd. pass from Vick (Folk kick)	1-67; 0:10	0-10	
NYJ	1	0:19	Amaro 5 yd. pass from Vick (Folk kick)	5-20; 2:49	0-17	
PIT	2	0:00	Suisham 53 yd. FG	6-30; 0:51	3-17	
NYJ	3	4:34	Folk 30 yd. FG	10-48; 4:12	3-20	
PIT	4	7:21	Suisham 27 yd. FG	13-46; 5:59	6-20	
PIT	4	1:16	Bryant 80 yd. pass from Roethlisberger (Suisham kick)	1-80; 0:12	13-20	

TEAM STATISTICS

	Steelers	Jets
1st Downs	22	15
3rd Downs	6-11 (55%)	6-15 (40%)
4th Downs	0-1 (0%)	0-0 (0%)
Total Net Yards	362	275
Plays-Avg.	62-5.8	58-4.7
Rushing Yards	36	150
Rush Att.-Avg.	17-2.1	36-4.2
Passing Yards	326	125
Att.-Comp.-Int.	43-30-2	18-10-0
Sacks By	4-7	2-17
Punts-Avg.	2-46.0	5-46.4
Penalties	3-20	9-75
Fumbles-Lost	3-2	0-0
Time of Poss.	29:27	30:33

INDIVIDUAL STATISTICS

RUSHING: Pit. – Bell 11-36; Blount 5-0; Roethlisberger 1-0. **NYJ** – Ivory 14-51; Vick 8-39; Harvin 6-33; Johnson 7-23; Powell 1-4.

PASSING: Pit. – Roethlisberger 43-30-2, 343, 1 TD. **NYJ** – Vick 18-10-0, 132, 2 TDs.

RECEIVING: Pit. – A. Brown 8-74; Bell 8-33; Bryant 4-143, 1 TD; Wheaton 4-41; Miller 3-29; Moore 2-28; Johnson 1-(-5). **NYJ** – Decker 3-24; Harvin 3-23; Amaro 2-6, 1 TD; Graham 1-67, 1 TD; Johnson 1-12.

Game #11
Pittsburgh 27, Tennessee 24
Nov. 17, 2014
LP Field (69,143)

NASHVILLE – The Steelers overcame an 11-point fourth quarter deficit to beat the Titans 27-24 on Monday Night Football at LP Field.

Pittsburgh got off to a fast start, scoring twice in the first five minutes of the game. **K Shaun Suisham** connected on a 49-yard field goal to give the Steelers a 3-0 lead. And on the Steelers' first defensive snap, **CB William Gay** intercepted QB Zach Mettenberger and returned it 28 yards for a touchdown to give the Steelers a 10-0 lead.

Tennessee responded with a 67-yard drive that was capped off by a nine-yard touchdown run by RB Bishop Sankey. Suisham made a 23-yard field goal near the end of the first quarter to give Pittsburgh a 13-7 lead.

The Titans scored 17 unanswered points to take a 24-13 lead into the fourth quarter. First, K Ryan Succop connected on a 20-yard field goal. Then with less than one minute left in the half, Mettenberger connected with WR Nate Washington on an 80-yard touchdown.

Late in the third quarter, Mettenberger connected with TE Chase Coffman for a four-yard touchdown to give the Titans an 11-point advantage heading into the fourth quarter.

On the first play of the fourth quarter, **RB Le'Veon Bell** scored on a five-yard run. And on the Steelers next drive, **QB Ben Roethlisberger** threw a 12-yard touchdown pass to WR Antonio Brown to seal the victory for the Steelers. It marked Roethlisberger's 32nd career fourth quarter/overtime game-winning drive of his career in the regular season.

Pittsburgh's defense limited the Titans' chances in the fourth quarter and the Steelers used a heavy dose of Bell to run out the clock. For the game, Bell totaled 206 rushing yards, the fourth-highest total in team history for a single game.

GAME SUMMARY

STEELERS (7-4)	13	0	0	14	27
Titans (2-8)	7	10	7	0	24
TEAM	Q	TIME	PLAY	DRIVE	SCORE
PIT	1	10:45	Suisham 49 yd. FG	7-37; 4:15	3-0
PIT	1	10:37	Gay 28 yd. interception return (Suisham kick)	—	10-0
TEN	1	8:08	Sankey 9 yd. run (Succop kick)	5-67; 2:29	10-7
PIT	1	1:03	Suisham 23 yd. FG	14-85; 7:05	13-7
TEN	2	11:12	Succop 20 yd. FG	9-58; 4:51	13-10
TEN	2	0:32	Washington 80 yd. pass from Mettenberger (Succop kick)	1-80; 0:12	13-17
TEN	3	3:42	Coffman 4 yd. pass from Mettenberger (Succop kick)	11-77; 5:16	13-24
PIT	4	14:51	Bell 5 yd. run (Suisham kick)	8-72; 3:51	20-24
PIT	4	9:01	A. Brown 12 yd. pass from Roethlisberger (Suisham kick)	8-65; 4:02	27-24

TEAM STATISTICS

	Steelers	Titans
1st Downs	29	14
3rd Downs	7-13 (54%)	3-8 (38%)
4th Downs	0-0 (0%)	0-0 (0%)
Total Net Yards	386	312
Plays-Avg.	73-5.3	39-8.0
Rushing Yards	206	49
Rush Att.-Avg.	36-5.7	15-3.3
Passing Yards	180	263
Att.-Comp.-Int.	32-21-1	24-15-1
Sacks By	0-0	5-27
Punts-Avg.	2-40.5	4-35.3
Penalties	4-39	1-10
Fumbles-Lost	0-0	0-0
Time of Poss.	39:49	20:11

INDIVIDUAL STATISTICS

RUSHING: Pit. – Bell 33-204, 1 TD; Roethlisberger 3-2. **Ten.** – Sankey 11-38, 1 TD; Greene 3-6; McCluster 1-5.
PASSING: Pit. – Roethlisberger 32-21-1, 207, 1 TD. **Ten.** – Mettenberger 24-15-1, 263, 2 TDs.
RECEIVING: Pit. – A. Brown 9-91, 1 TD; Miller 5-71; Bell 2-18; Bryant 2-11; Moore 1-15; Wheaton 1-6; Archer 1-(-5). **Ten.** – Wright 4-70; Coffman 3-32, 1 TD; Hunter 2-48; Battle 2-4; Washington 1-80, 1 TD; McCluster 1-17; Sankey 1-7; Hagan 1-5.

Game #12
New Orleans 35, Pittsburgh 32
Nov. 30, 2014
Heinz Field (61,916)

PITTSBURGH – Saints QB Drew Brees threw five touchdown passes to lift his team to a 35-32 victory against the Steelers at Heinz Field.

The Steelers dominated time of possession for the first quarter and a half but only managed to put six points on the board thanks to **K Shaun Suisham's** 49 and 31-yard makes.

Midway through the second quarter, Brees connected with TE Benjamin Watson for a 15-yard touchdown. And with less than one minute remaining in the half, Brees threw a four-yard touchdown pass to FB Erik Lorig to give the Saints a 14-6 lead heading into the break.

New Orleans scored on their first drive of the second half as Brees found WR Nick Toon for an 11-yard touchdown. Pittsburgh's ensuing drive ended with a one-yard touchdown run by **RB Le'Veon Bell** to cut the Saints' lead 21-13. Bell recorded a career-best 159 receiving yards and totaled a career-high 254 yards from scrimmage.

But on the Saints' next possession, Brees threw a 69-yard touchdown pass to WR Kenny Stills to give New Orleans a 28-13 advantage at the end of the third quarter.

Suisham connected on a 47-yarder early in the fourth quarter to cut the lead to 28-16. But Brees led his team right down the field and threw a three-yard touchdown pass to WR Marques Colston to give New Orleans a 35-16 lead.

QB Ben Roethlisberger connected with **WR Antonio Brown** on a four-yard touchdown pass late in the fourth quarter, and then the two connected again on a three-yard score as time expired. Roethlisberger threw for a game-high 435 yards and set the team's single-game record with 58 pass attempts.

GAME SUMMARY

Saints (5-7)	0	14	14	7	35
STEELERS (7-5)	3	3	7	19	32
TEAM	Q	TIME	PLAY	DRIVE	SCORE
PIT	1	6:05	Suisham 49 yd. FG	7-34; 3:37	3-0
PIT	2	14:05	Suisham 31 yd. FG	13-60; 6:00	6-0
NO	2	6:04	Watson 15 yd. pass from Brees (Graham kick)	8-79; 3:43	6-7
NO	2	0:36	Lorig 4 yd. pass from Brees (Graham kick)	9-80; 3:46	6-14
NO	3	11:25	Toon 11 yd. pass from Brees (Graham kick)	2-15; 0:43	6-21
PIT	3	4:21	Bell 1 yd. run (Suisham kick)	13-83; 7:04	13-21
NO	3	1:50	Stills 69 yd. pass from Brees (Graham kick)	5-89; 2:31	13-28
PIT	4	14:52	Suisham 47 yd. FG	5-44; 1:58	16-28
NO	4	10:25	Colston 3 yd. pass from Brees	9-80; 4:27	16-35
PIT	4	2:34	A. Brown 4 yd. pass from Roethlisberger (pass to Brown)	13-95; 3:20	24-35
PIT	4	0:00	A. Brown 3 yd. pass from Roethlisberger (pass to Moore)	5-98; 1:02	32-35

TEAM STATISTICS

	Saints	Steelers
1st Downs	20	36
3rd Downs	4-10 (40%)	6-14 (43%)
4th Downs	0-0 (0%)	0-1 (0%)
Total Net Yards	393	538
Plays-Avg.	54-7.3	82-6.6
Rushing Yards	143	103
Rush Att.-Avg.	26-5.5	23-4.5
Passing Yards	250	435
Att.-Comp.-Int.	27-19-0	58-32-2
Sacks By	1-0	1-7
Punts-Avg.	6-48.5	2-37.5
Penalties	11-77	5-28
Fumbles-Lost	0-0	0-0
Time of Poss.	26:01	33:59

INDIVIDUAL STATISTICS

RUSHING: NO – Ingram 23-122; Thomas 3-21. **Pit.** – Bell 21-95; Roethlisberger 1-8; Archer 1-0.
PASSING: NO – Brees 27-19-0, 257, 5 TDs. **Pit.** – 58-32-2, 435, 2 TDs.
RECEIVING: NO – Stills 5-162; 1 TD, Colston 3-16, 1 TD; Toon 2-17, 1 TD; Thomas 2-16; Cadet 2-11; Ingram 2-(-1); Hill 1-17; Watson 1-15, 1 TD; Lorig 1-4, 1 TD. **Pit.** – Bell 8-159; Brown 8-97, 2 TDs, Miller 8-82; Wheaton 5-61; Moore 2-13; Bryant 1-23.

Game #13
Pittsburgh 42, Cincinnati 21
Dec. 7, 2014
Paul Brown Stadium (65,512)

CINCINNATI – The Steelers scored 25 fourth quarter points to beat the Bengals 42-21 at Paul Brown Stadium.

After a scoreless first quarter, Pittsburgh took a 7-0 lead when **QB Ben Roethlisberger** connected with **TE Heath Miller** for a one-yard touchdown. Cincinnati tied the game 7-7 on their ensuing possession when QB Andy Dalton found TE Jermaine Gresham for a 10-yard touchdown pass.

Dalton scored on a 20-yard run late in the second quarter to give Cincinnati a 14-7 advantage. **K Shaun Suisham** connected on a 22-yard field goal right before halftime to cut the Bengals lead to 14-10 at the break.

Midway through the third quarter, **RB Le'Veon Bell** caught a 10-yard touchdown pass from Roethlisberger to give Pittsburgh its first lead of the game, 17-14. The Bengals scored on their next drive to take a 21-17 lead but it would be the last they would score.

Suisham nailed a 44-yarder to cut the lead 21-20, and on the Bengals' next possession, **LB Arthur Moats** recovered a fumble to set the Steelers up in Cincinnati territory. Four plays later, Bell scored from 13 yards out to give Pittsburgh a 28-21 lead.

Midway through the fourth quarter, the Steelers took over at their own six-yard line. On the very first play, Roethlisberger connected with **WR Martavis Bryant** on a 94-yard touchdown pass. It marked the second-longest pass play in team history.

Bell's 22-yard touchdown run late in the fourth quarter marked his second score of the game and it sealed the victory for the Steelers. Bell totaled 235 yards from scrimmage in the contest to give him three straight games with 200 yards from scrimmage. He became just the second player in NFL history (Walter Payton) to record at least 200 yards from scrimmage in three straight games.

GAME SUMMARY

STEELERS (8-5)	0	10	7	25	42
Bengals (8-4-1)	0	14	7	0	21
TEAM	Q	TIME	PLAY	DRIVE	SCORE
PIT	2	11:17	Miller 1 yd. pass from Roethlisberger (Suisham kick)	9-75; 4:29	7-0
CIN	2	9:06	Gresham 10 yd. pass from Dalton (Nugent kick)	5-80; 2:11	7-7
CIN	2	2:57	Dalton 20 yd. run (Nugent kick)	10-80; 4:45	7-14
PIT	2	0:11	Suisham 22 yd. FG	12-81; 2:46	10-14
PIT	3	5:24	Bell 10 yd. pass from Roethlisberger (Suisham kick)	10-80; 5:46	17-14
CIN	3	0:00	Green 81 yd. pass from Dalton (Nugent kick)	2-84; 0:50	17-21
PIT	4	13:32	Suisham 44 yd. FG	5-54; 1:28	20-21
PIT	4	11:27	Bell 13 yd. run (pass to Miller)	4-24; 1:18	28-21
PIT	4	8:31	Bryant 94 yd. pass from Roethlisberger (Suisham kick)	1-94; 0:12	35-21
PIT	4	5:09	Bell 22 yd. run (Suisham kick)	6-50; 2:19	42-21

TEAM STATISTICS

	Steelers	Bengals
1st Downs	25	16
3rd Downs	8-16 (50%)	3-11 (27%)
4th Downs	0-0 (0%)	0-1 (0%)
Total Net Yards	543	408
Plays-Avg.	70-7.8	59-6.9
Rushing Yards	193	86
Rush Att.-Avg.	31-6.2	21-4.1
Passing Yards	350	322
Att.-Comp.-Int.	39-25-0	35-25-0
Sacks By	3-5	0-0
Punts-Avg.	6-47.5	7-46.0
Penalties	3-20	7-54
Fumbles-Lost	0-0	3-2
Time of Poss.	32:45	27:15

INDIVIDUAL STATISTICS

RUSHING: Pit. – Bell 26-185, 2 TDs; Harris 4-9; Roethlisberger 1-(-1). **Cin.** – Hill 8-46; Dalton 4-22, 1 TD; Bernard 6-17; Campbell 1-1; Peerman 1-1; Sanu 1-0.

PASSING: Pit. – Roethlisberger 39-25-0, 350, 3 TDs. **Cin.** – Dalton 29-21-0, 302, 2 TDs; Campbell 6-4-0, 25.

RECEIVING: Pit. – A. Brown 9-117; Bell; 6-50, 1 TD; Bryant 4-109, 1 TD; Wheaton 2-31; Spaeth 2-13; Moore 1-29; Miller 1-1, 1 TD. **Cin.** – Green 11-224, 1 TD; Gresham 3-23, 1 TD; Hill 3-21; Bernard 3-19; Brock 2-18; Sanu 2-16; Little 1-6.

Game #14
Pittsburgh 27, Atlanta 20
Dec. 14, 2014
Georgia Dome (71,161)

ATLANTA – **CB William Gay's** 52-yard interception return for a touchdown in the second quarter gave the Steelers a 13-0 lead and the team held off the Falcons' late rally for a 27-20 victory at the Georgia Dome.

K Shaun Suisham made two first quarter field goals, both from 38 yards out, to give the Steelers a 6-0 lead at the end of the first period. On Atlanta's first drive of the second quarter, Gay picked off QB Matt Ryan and returned it 52 yards for a score. It marked Gay's third pick-six this season, a new team record for most interceptions returned for a touchdown in a single season.

Late in the second quarter, Ryan connected with WR Devin Hester on a 17-yard touchdown to cut the Steelers lead 13-7. With less than 30 seconds remaining in the half, **RB Le'Veon Bell** scored on a one-yard run to give Pittsburgh a 20-7 advantage at halftime.

Atlanta managed two field goals by K Matt Bryant (28, 22) in the third quarter to cut Pittsburgh's lead 20-13 heading into the final quarter.

Only one minute into the fourth quarter, Bell scored from 13 yards out to give the Steelers a 27-13 advantage. Ryan threw a four-yard pass to WR Roddy White on the Falcons ensuing drive to give Atlanta its final points of the contest.

The Falcons had multiple opportunities to stop Pittsburgh but the Steelers kept getting key first downs, none bigger than a third-and-one conversion from **QB Ben Roethlisberger** to **TE Heath Miller**. The two connected on a 25-yard pass and Pittsburgh ran out the clock for the win.

GAME SUMMARY

STEELERS (9-5)	6	14	0	7	27
Falcons (5-9)	0	7	6	7	20
TEAM	Q	TIME	PLAY	DRIVE	SCORE
PIT	1	9:09	Suisham 38 yd. FG	10-60; 5:51	3-0
PIT	1	0:02	Suisham 38 yd. FG	9-72; 5:02	6-0
PIT	2	14:46	Gay 52 yd. interception return (Suisham kick)	—	13-0
ATL	2	4:19	Hester 17 yd. pass from Ryan (Bryant kick)	9-85; 5:29	13-7
PIT	2	0:27	Bell 1 yd. run (Suisham kick)	12-80; 3:52	20-7
ATL	3	11:00	Bryant 28 yd. FG	6-70; 4:00	20-10
ATL	3	2:40	Bryant 22 yd. FG	13-75; 6:04	20-13
PIT	4	14:11	Bell 13 yd. run (Suisham kick)	6-80; 3:29	27-13
ATL	4	10:21	White 4 yd. pass from Ryan (Bryant kick)	10-84; 3:50	27-20

TEAM STATISTICS

	Steelers	Falcons
1st Downs	22	20
3rd Downs	6-11 (55%)	6-11 (55%)
4th Downs	0-0 (0%)	0-0 (0%)
Total Net Yards	398	407
Plays-Avg.	58-6.9	57-7.1
Rushing Yards	45	97
Rush Att.-Avg.	22-2.0	20-4.9
Passing Yards	353	310
Att.-Comp.-Int.	35-27-0	37-26-1
Sacks By	0-0	1-7
Punts-Avg.	3-43.0	3-48.0
Penalties	3-34	3-25
Fumbles-Lost	0-0	1-0
Time of Poss.	30:43	29:17

INDIVIDUAL STATISTICS

RUSHING: Pit. – Bell 20-47, 2 TDs; Roethlisberger 2-(-2). **Atl.** – Jackson 11-46; Ryan 3-27; Freeman 4-21; Rodgers 2-3.

PASSING: Pit. – Roethlisberger 35-27-0, 360. **Atl.** – Ryan 37-26-1, 310, 2 TDs.

RECEIVING: Pit. – Brown 10-123; Bell 5-72; Wheaton 5-66; Miller 4-68; Bryant 3-31. **Atl.** – Douglas 10-131; White 7-58, 1 TD; Hester 5-85, 1 TD; Rodgers 1-12; Jackson 1-11; Freeman 1-9; Toilolo 1-4.

Game #15
Pittsburgh 20, Kansas City 12
Dec. 21, 2014
Heinz Field (60,865)

PITTSBURGH – Pittsburgh improved to 10-5 on the season and clinched the team's ninth postseason berth since 2000 with a 20-12 victory over Kansas City at Heinz Field.

K Shaun Suisham connected from 23 yards to give Pittsburgh a 3-0 lead. **K Cairo Santos** connected from 35 yards to tie the game 3-3 at the end of the first quarter.

Santos made one from 25 yards early in the second quarter to give the Chiefs the team's only lead of the game. On the Steelers' ensuing drive, **RB Le'Veon Bell** scored on a one-yard run to give Pittsburgh the lead for good, 10-6.

The Chiefs marched into Steelers' territory midway through the third quarter. **RB Jamaal Charles** caught a pass and rookie **DE Stephon Tuitt** forced a fumble on Charles that was recovered by **LB Vince Williams**.

The Steelers then took over and marched 75 yards on 10 plays. **QB Ben Roethlisberger** capped off the drive with a three-yard touchdown pass to **WR Antonio Brown** to give the Steelers a 17-6 lead.

Santos made a 43-yard field goal and Suisham responded with a 23-yard make of his own. Kansas City cut the lead to 20-12 on Santos' 23-yard make but the team's onside kick attempt was recovered by Steelers' **FB Will Johnson**. The Steelers offense then took the field in their victory formation.

Pittsburgh's defense recorded a season-high six sacks, the first time the Steelers recorded six sacks in a game since December 23, 2012. **LB Jason Worilds** (2.0), **LB James Harrison** (1.5) and **DE Cameron Heyward** (1.5) each had a multi-sack game, and the defense held the Chiefs to a season-low 39 rushing yards.

This game also marked the third straight turnover free game for the Steelers' offense and the third straight game the Steelers' defense forced a turnover.

GAME SUMMARY

Chiefs (8-7)	3	3	0	6	12
STEELERS (10-5)	3	7	7	3	20

TEAM	Q	TIME	PLAY	DRIVE	SCORE
PIT	1	9:15	Suisham 23 yd. FG	11-80; 5:45	3-0
KC	1	2:06	Santos 35 yd. FG	14-65; 7:09	3-3
KC	2	9:25	Santos 25 yd. FG	12-44; 6:10	3-6
PIT	2	4:18	Bell 1 yd. run (Suisham kick)	11-80; 5:07	10-6
PIT	3	0:34	Brown 3 yd. pass from Roethlisberger (Suisham kick)	10-75; 5:52	17-6
KC	4	10:18	Santos 43 yd. FG	12-58; 5:16	17-9
PIT	4	4:04	Suisham 23 yd. FG	12-70; 6:14	20-9
KC	4	1:37	Santos 23 yd. FG	11-45; 2:27	20-12

TEAM STATISTICS

	Chiefs	Steelers
1st Downs	22	19
3rd Downs	6-14 (43%)	5-10 (50%)
4th Downs	1-2 (50%)	0-0 (0%)
Total Net Yards	327	282
Plays-Avg.	66-5.0	52-5.4
Rushing Yards	39	68
Rush Att.-Avg.	14-2.8	26-2.6
Passing Yards	288	214
Att.-Comp.-Int.	46-32-0	25-18-0
Sacks By	1-6	6-29
Punts-Avg.	1-48.0	2-45.0
Penalties	4-39	4-40
Fumbles-Lost	1-1	0-0
Time of Poss.	31:07	28:53

INDIVIDUAL STATISTICS

RUSHING: KC – Charles 9-29; Smith 2-14; Davis 2-2; Thomas 1-(-6). **Pit.** – Bell 20-63, 1 TD; Bryant 2-9; Roethlisberger 4-(-4).
PASSING: KC – Smith 45-31-0, 311; Colquitt 1-1-0, 6. **Pit.** – Roethlisberger 25-18-0, 220, 1 TD.
RECEIVING: KC – Bowe 6-57; Thomas 6-47; Wilson 5-87; Charles 5-48; Avant 4-37; Kelce 4-31; Davis 1-9; Fasano 1-1. **Pit.** – Brown 7-72, 1 TD; Miller 7-68; Wheaton 2-27; Bryant 1-44; Bell 1-9.

Game #16
Pittsburgh 27, Cincinnati 17
Dec. 28, 2014
Heinz Field (64,697)

PITTSBURGH – **QB Ben Roethlisberger's** 63-yard touchdown pass to **WR Antonio Brown** sealed the 27-17 victory for the Steelers over the Bengals at Heinz Field on Sunday Night Football. With the win, the Steelers won the AFC North and secured the No. 3 seed in the playoffs.

Early in the first quarter, Brown returned a punt 71 yards for a touchdown to give the Steelers a 7-0 lead. It marked Brown's longest punt return of his career and his third career returned for a touchdown. All three have come against the Bengals at Heinz Field.

Cincinnati tied it up, 7-7, when QB Andy Dalton threw a 17-yard touchdown pass to RB Giovani Bernard. The Bengals took a 10-7 lead on K Mike Nugent's 39-yard field goal but it would be the Bengals' only lead of the contest.

K Shaun Suisham connected on a 29-yard field goal to tie the game, 10-10. On the Bengals' ensuing drive, Dalton was picked off by **CB Brice McCain** for the second time in the game and the Steelers took over in Cincinnati territory. Roethlisberger then found **WR Martavis Bryant** for a 21-yard touchdown pass. Suisham added a 25-yard field goal right before halftime and the Steelers lead 20-10 heading into the break.

Both teams missed opportunities in the third quarter. Nugent missed a 50-yard field goal and Roethlisberger was picked off in the red zone. Dalton connected with TE Jermaine Gresham for a five-yard touchdown early in the fourth quarter to cut the lead to 20-17.

The Steelers attempted a fake punt midway through the fourth quarter but **P Brad Wing's** pass was intercepted. Cincinnati took over and marched into Steelers' territory. Dalton completed a pass to WR A.J. Green but **CB Antwon Blake** stripped the ball from Green and then recovered the fumble.

Three plays later, Roethlisberger hit Brown for the game-winning score.

GAME SUMMARY

Bengals (10-5-1)	7	3	0	7	17
STEELERS (11-5)	7	13	0	7	27

TEAM	Q	TIME	PLAY	DRIVE	SCORE
PIT	1	10:50	Brown 71 yd. punt return (Suisham kick)	—	7-0
CIN	1	2:43	Bernard 17 yd. pass from Dalton (Nungent kick)	7-42; 4:01	7-3
CIN	2	12:32	Nugent 39 yd. FG	7-13; 3:09	7-10
PIT	2	7:36	Suisham 29 yd. FG	9-69; 4:56	10-10
PIT	2	5:52	Bryant 21 yd. pass from Roethlisberger (Suisham kick)	2-28; 0:46	10-17
PIT	2	0:40	Suisham 25 yd. FG	11-70; 1:37	20-10
CIN	4	11:14	Gresham 5 yd. pass from Dalton (Nugent kick)	15-89; 7:29	20-17
PIT	4	2:50	Brown 63 yd. pass from Roethlisberger (Suisham kick)	3-70; 1:01	27-17

TEAM STATISTICS

	Bengals	Steelers
1st Downs	19	18
3rd Downs	6-14 (43%)	3-11 (27%)
4th Downs	2-3 (67%)	0-1 (0%)
Total Net Yards	337	346
Plays-Avg.	70-4.8	57-6.1
Rushing Yards	116	29
Rush Att.-Avg.	29-4.0	18-1.6
Passing Yards	221	317
Att.-Comp.-Int.	38-27-2	39-24-2
Sacks By	0-0	3-23
Punts-Avg.	3-49.3	3-39.7
Penalties	5-45	1-10
Fumbles-Lost	1-1	2-1
Time of Poss.	34:58	25:02

INDIVIDUAL STATISTICS

RUSHING: Cin. – Hill 23-100; Dalton 3-8; Bernard 3-8. **Pit.** – Bell 8-20; Harris 5-7; Roethlisberger 4-3; Archer 1-(-1).
PASSING: Cin. – Dalton 38-27-2, 244, 2 TDs. **Pit.** – Roethlisberger 38-24-1, 317, 2 TDs; Wing 1-0-1, 0.
RECEIVING: Cin. – Green 8-82; Bernard 7-56, 1 TD; Hewitt 3-31; Gresham 3-20, 1 TD; Tate 2-22; Hill 2-10; Sanu 1-16; Sanzenbacher 1-7. **Pit.** – Brown 7-128, 1 TD; Bell 6-80; Miller 3-41; Wheaton 3-17; Archer 2-19; Bryant 1-21, 1 TD; Johnson 1-11; Pouncey 1-0.

Game #17

Baltimore 30, Pittsburgh 17
AFC Wild Card Game, Jan. 3, 2015
Heinz Field (62,780)

PITTSBURGH – QB Joe Flacco's 21-yard touchdown pass to TE Crockett Gillmore midway through the fourth quarter sealed the victory for Baltimore in the AFC Wild Card Game at Heinz Field.

Pittsburgh moved the ball well in the first half but only managed to come away with three field goals by **K Shaun Suisham** (45, 22 and 47). Baltimore RB Bernard Pierce scored on a five-yard run and K Justin Tucker connected on a 28-yard field goal to give Baltimore its 10 points of the first half, and the Ravens led 10-9 at the break.

Tucker connected from 45 yards early in the third quarter to put Baltimore up 13-9. Flacco threw an 11-yard touchdown pass to WR Torrey Smith midway through the third quarter to give the Ravens a 20-9 advantage.

The Steelers got a splash play from their defense early in the fourth quarter when rookie **DE Stephon Tuitt** recovered a Ravens' fumble. **QB Ben Roethlisberger** then connected with **WR Antonio Brown** for a 44-yard gain and rookie **WR Martavis Bryant** for a six-yard touchdown to cut the lead to 20-15.

Baltimore responded with a 52-yard field goal by Tucker to increase the Ravens' lead to 23-15. On the Steelers' ensuing drive, Roethlisberger was picked off by LB Terrell Suggs. On Baltimore's next play, Flacco hit Gillmore for the game-deciding touchdown.

The Steelers tried to rally but Roethlisberger was picked off in the end zone. A blocked punt for a safety by **S Shamarko Thomas** cut the Ravens' lead to 30-17.

Trailing by 13, Pittsburgh took over with less than two minutes remaining. **TE Heath Miller** fumbled and the Ravens secured the football and took over at the Pittsburgh 38-yard line. Baltimore then went into its victory formation.

RB Le'Veon Bell, the team's MVP, wasn't able to suit up due to a knee injury.

GAME SUMMARY

Ravens (11-6)	0	10	10	10	30
STEELERS (11-6)	3	6	0	8	17

TEAM	Q	TIME	PLAY	DRIVE	SCORE
PIT	1	1:29	Suisham 45 yd. FG	9-33; 5:36	3-0
BAL	2	12:28	Pierce 5 yd. run (Tucker kick)	8-80; 4:01	3-7
PIT	2	5:40	Suisham 22 yd. FG	12-82; 6:48	6-7
BAL	2	2:41	Tucker 28 yd. FG	10-70; 2:59	6-10
PIT	2	0:37	Suisham 47 yd. FG	9-53; 2:04	9-10
BAL	3	10:06	Tucker 45 yd. FG	9-57; 4:54	9-13
BAL	3	4:13	T. Smith 11 yd. pass from Flacco (Tucker kick)	6-69; 3:25	9-20
PIT	4	11:01	Bryant 6 yd. pass from Roethlisberger (Pass failed)	2-45; 0:50	15-20
BAL	4	8:47	Tucker 52 yd. FG	7-29; 2:14	15-23
BAL	4	7:56	Gillmore 21 yd. pass from Flacco (Tucker kick)	1-21; 0:07	15-30
PIT	4	1:56	Punt block by S. Thomas out of end zone for safety	—	17-30

TEAM STATISTICS

	Ravens	Steelers
1st Downs	19	22
3rd Downs	4-11 (36%)	5-16 (31%)
4th Downs	1-1 (100%)	2-3 (67%)
Total Net Yards	299	387
Plays-Avg.	55-5.4	72-5.4
Rushing Yards	53	68
Rush Att.-Avg.	25-2.1	19-3.6
Passing Yards	246	319
Att.-Comp.-Int.	29-18-0	348-33-2
Sacks By	5-37	1-13
Punts-Avg.	2-24.5	3-38.3
Penalties	2-14	8-114
Fumbles-Lost	2-1	2-1
Time of Poss.	24:43	35:17

INDIVIDUAL STATISTICS

RUSHING: **Bal.** – Forsett 16-40; Flacco 8-8; Pierce 1-5, 1 TD. **Pit.** – Harris 9-25; Tate 5-19; Roethlisberger 2-16; Bryant 1-6; Johnson 1-3; Archer 1-(-1).

PASSING: **Bal.** – Flacco 29-18-0, 259, 2 TDs. **Pit.** – Roethlisberger 45-31-2, 334, 1 TD; Gradkowski 3-2-0, 22.

RECEIVING: **Bal.** – Smith Sr. 5-101; Daniels 4-70; T. Smith 2-28, 1 TD; Juszczak 2-16; Gilmore 1-21, 1 TD; Brown 1-9; Forsett 1-7; Aiken 1-4; Jones 1-3. **Pit.** – Brown 9-117; Miller 6-76; Wheaton 5-66; Bryant 5-61, 1 TD; Archer 3-15; Tate 2-9; Harris 2-6; Heyward-Bey 1-6.



Steelers 2014 Attendance

Steelers Home Attendance

The Steelers drew 497,811 fans to their eight home games during the 2014 season, averaging 62,226 per home game. Since Heinz Field opened in 2001, the Steelers have averaged at least 57,000 fans per game each season.

Pittsburgh had a season-high 64,697 fans in Week 17 versus Cincinnati.

The Steelers have sold out 333 straight regular-season games at home, dating back to Nov. 5, 1972 versus Cincinnati.

Below are the Steelers' all-time home attendance figures since 1970:

Year	Games	Total Attendance	Avg.
1970	7	318,698	45,528
1971	7	323,812	46,259
1972	7	340,549	48,650
1973	8	377,351	47,169
1974	7	325,457	46,494
1975	7	341,205	48,744
1976	7	330,620	47,231
1977	7	337,156	48,165
1978	8	380,258	47,532
1979	8	391,931	48,991
1980	8	424,106	53,013
1981	8	420,964	52,621
1982*	4	208,890	52,223
1983	8	462,587	57,823
1984	8	447,288	55,911
1985	8	436,069	54,509
1986	8	414,937	51,867
1987**	7	353,402	50,586
1988	8	396,044	49,506
1989	8	383,494	47,937
1990	8	434,769	54,346
1991	8	406,935	50,867
1992	8	427,782	53,410
1993	8	440,927	55,116
1994	8	461,272	57,659
1995	8	455,913	56,989
1996	8	466,944	58,368
1997	8	462,532	57,817
1998	8	464,619	58,077
1999	8	416,618	52,077
2000	8	440,428	55,053
2001***	8	499,191	62,399
2002	8	490,274	61,284
2003	8	477,584	59,698
2004	8	507,385	63,423
2005	8	507,434	63,429
2006	8	499,461	62,433
2007	8	496,675	62,084
2008	8	503,125	62,890
2009	8	507,882+	63,458+
2010	8	504,669	63,084
2011	8	504,279	63,035
2012	8	489,135	61,141
2013	8	458,489	57,311
2014	8	497,811	62,226

* Played four home games due to players' strike.

** Played seven home games due to players' strike.

*** Inaugural season at Heinz Field.

+ Team Record

Breakdown Of 2014 Attendance

The Steelers drew an average of 62,226 fans to each home game in 2014. It marked the 21st time in the last 22 seasons and the 15th consecutive season that the Steelers have averaged more than 55,000 fans at each home game.

The Steelers continued to be one of the most popular road teams in 2014. Pittsburgh drew 562,731 fans on the road, an average of 70,341 fans per game.

Steelers 2014 Regular-Season Attendance Numbers

Home	Road
1. Cleveland (64,598)	Baltimore (71,181)
2. Tampa Bay (62,910)	Carolina (73,945)
3. Houston (56,375)	Jacksonville (66,198)
4. Indianapolis (62,479)	Cleveland (67,431)
5. Baltimore (63,971)	New York Jets (78,160)
6. New Orleans (61,916)	Tennessee (69,143)
7. Kansas City (60,865)	Cincinnati (65,512)
8. Cincinnati (64,697)	Atlanta (71,161)

Top 10 Home Crowds In Steelers History

The Steelers set the single-game home attendance record (66,662) in the 2010 AFC Championship Game against the New York Jets.

The Steelers overall attendance record at Three Rivers Stadium was 61,545 during the 1994 AFC Championship Game (Jan. 15, 1995) versus the San Diego Chargers. Pittsburgh's top regular-season attendance figure at Three Rivers was 60,808 on Dec. 18, 1994, versus the Cleveland Browns.

Date	Opponent	Attendance
1. Jan. 23, 2011	New York Jets*	66,662
2. Oct. 25, 2009	Minnesota	65,597
3. Jan. 18, 2009	Baltimore*	65,350
4. Nov. 15, 2009	Cincinnati	65,392
5. Jan. 23, 2005	New England*	65,242
6. Oct. 17, 2010	Cleveland	65,168
7. Sept. 10, 2009	Tennessee	65,110
8. Oct. 26, 2008	N.Y. Giants	64,991
9. Nov. 21, 2010	Oakland	64,987
10. Nov. 7, 2004	Philadelphia	64,975

* Playoff Game

AFC CENTRAL/NORTH DIVISION PLAYOFF RACES

WEEK-BY-WEEK

(1980-2014)

* — Division Champion

— Wild Card

AFC CENTRAL DIVISION

1980					
Wk	CIN	CLE*	HOU#	PIT	
1	0-1	0-1	0-1	1-0	
2	0-2	0-2	1-1	2-0	
3	1-2	1-2	2-1	2-1	
4	1-3	2-2	3-1	3-1	
5	1-4	2-3	3-2	4-1	
6	2-4	3-3	3-3	4-2	
7	3-4	4-3	4-3	4-3	
8	3-5	5-3	5-3	4-4	
9	3-6	6-3	6-3	5-4	
10	3-7	7-3	7-3	6-4	
11	3-8	7-4	8-4	7-4	
12	3-9	8-4	8-4	7-5	
13	4-9	9-4	8-5	8-5	
14	5-9	10-4	9-5	8-6	
15	6-9	10-5	10-5	9-6	
16	6-10	11-5	11-5	9-7	

1981					
Wk	CIN*	CLE	HOU	PIT	
1	1-0	0-1	1-0	0-1	
2	2-0	0-2	2-0	0-2	
3	2-1	1-2	2-1	1-2	
4	3-1	2-2	2-2	2-2	
5	3-2	2-3	3-2	3-2	
6	4-2	2-4	4-2	4-2	
7	5-2	3-4	4-3	4-3	
8	5-3	4-4	4-4	5-3	
9	6-3	4-5	4-5	5-4	
10	7-3	4-6	5-5	5-5	
11	8-3	5-6	5-6	6-5	
12	9-3	5-7	5-7	7-5	
13	10-3	5-8	5-8	8-5	
14	10-4	5-6	6-8	8-6	
15	11-4	5-10	6-9	8-7	
16	12-4	5-11	7-9	8-8	

1982					
Wk	CIN+	CLE+	HOU	PIT+	
1	1-0	1-0	0-1	1-0	
2	1-1	1-1	1-1	2-0	
3	Games Canceled (NFL Player Strike)				
4	Games Canceled (NFL Player Strike)				
5	Games Canceled (NFL Player Strike)				
6	Games Canceled (NFL Player Strike)				
7	Games Canceled (NFL Player Strike)				
8	Games Canceled (NFL Player Strike)				
9	Games Canceled (NFL Player Strike)				
10	2-1	2-1	1-2	3-0	
11	3-1	2-2	1-3	3-1	
12	4-1	2-3	1-4	4-1	
13	5-1	2-4	1-5	4-2	

14	5-2	3-4	1-6	4-3
15	6-2	4-4	1-7	5-3
16	7-2	4-5	1-8	6-3

1983					
Wk	CIN	CLE	HOU	PIT*	
1	0-1	0-1	0-1	0-1	
2	0-2	1-1	0-2	1-1	
3	0-3	2-1	0-3	2-1	
4	1-3	3-1	0-4	2-2	
5	1-4	3-2	0-5	3-2	
6	1-5	4-2	0-6	4-2	
7	1-6	4-3	0-7	5-2	
8	2-6	4-4	0-8	6-2	
9	3-6	5-4	0-9	7-2	
10	4-6	5-5	0-10	8-2	
11	4-7	6-5	1-10	9-2	
12	5-7	7-5	1-11	9-3	
13	5-8	8-5	1-12	9-4	
14	6-8	8-6	1-13	9-5	
15	7-8	8-7	2-13	10-5	
16	7-9	9-7	2-14	10-6	

1984					
Wk	CIN	CLE	HOU#	PIT*	
1	0-1	0-1	0-1	0-1	
2	0-2	0-2	0-2	1-1	
3	0-3	0-3	0-3	2-1	
4	0-4	1-3	0-4	2-2	
5	0-5	1-4	0-5	3-2	
6	1-5	1-5	0-6	3-3	
7	1-6	1-6	0-7	4-3	
8	2-6	1-7	0-8	4-4	
9	3-6	1-8	0-9	5-4	
10	3-7	2-8	0-10	6-4	
11	4-7	2-9	1-10	6-5	
12	4-8	3-9	2-10	6-6	
13	5-8	4-9	2-11	7-6	
14	6-8	4-10	3-11	7-7	
15	7-8	4-11	3-12	8-7	
16	8-8	5-11	3-13	9-7	

1985					
Wk	CIN	CLE*	HOU	PIT	
1	0-1	0-1	1-0	1-0	
2	0-2	1-1	1-1	1-1	
3	0-3	1-2	1-2	2-1	
4	1-3	2-2	1-3	2-2	
5	1-4	3-2	1-4	2-3	
6	2-4	4-2	1-5	2-4	
7	2-5	4-3	2-5	3-4	
8	3-5	4-4	3-5	3-5	
9	4-5	4-5	4-5	4-5	
10	5-5	4-6	4-6	5-5	
11	5-6	5-6	4-7	6-5	

12	5-7	6-6	5-7	6-6
13	6-7	7-6	5-8	6-7
14	7-7	7-7	5-9	6-8
15	7-8	8-7	5-10	7-8
16	7-9	8-8	5-11	7-9

1986					
Wk	CIN	CLE*	HOU	PIT	
1	0-1	0-1	1-0	0-1	
2	1-1	1-1	1-1	0-2	
3	2-1	1-2	1-2	0-3	
4	2-2	2-2	1-3	1-3	
5	3-2	3-2	1-4	1-4	
6	4-2	4-2	1-5	1-5	
7	5-2	4-3	1-6	1-6	
8	5-3	5-3	1-7	2-6	
9	6-3	6-3	1-8	3-6	
10	6-4	7-3	2-4	3-7	
11	7-4	7-4	2-9	4-7	
12	8-4	8-4	3-9	4-8	
13	8-5	9-4	3-10	4-9	
14	9-5	10-4	3-11	5-9	
15	9-5	11-4	4-11	6-9	
16	10-6	12-4	5-11	6-10	

1987					
Wk	CIN	CLE*	HOU#	PIT	
1	1-0	0-1	1-0	1-0	
2	1-1	1-1	1-1	1-1	
3	Game Canceled (NFL Player Strike)				
4	1-2	2-1	2-1	2-1	
5	2-2	2-2	3-1	2-2	
6	2-3	3-2	3-2	3-2	
7	2-4	4-2	4-2	4-2	
8	2-5	4-3	5-2	4-3	
9	2-6	5-3	5-3	5-3	
10	3-6	6-3	6-3	5-4	
11	3-7	7-3	6-4	6-4	
12	3-8	7-4	6-5	6-5	
13	4-8	7-5	7-5	7-5	
14	4-9	8-5	7-6	8-5	
15	4-10	9-5	8-6	8-6	
16	4-11	10-5	9-6	8-7	

1988					
Wk	CIN*	CLE#	HOU#	PIT	
1	1-0	1-0	1-0	1-0	
2	2-0	1-1	2-0	1-1	
3	3-0	2-1	2-1	1-2	
4	4-0	2-2	3-1	1-3	
5	5-0	3-2	3-2	1-4	
6	6-0	3-3	4-2	1-5	
7	6-1	4-3	5-2	1-6	
8	7-1	5-3	5-3	2-6	
9	7-2	6-3	6-3	2-7	

10	8-2	6-4	7-3	2-8
11	8-3	6-5	7-4	2-9
12	9-3	7-5	8-4	2-10
13	10-3	8-5	9-4	3-10
14	11-3	9-5	9-5	4-10
15	11-4	9-6	10-5	4-11
16	12-4	10-6	10-6	5-11

1989					
Wk	CIN	CLE*	HOU#	PIT#	
1	0-1	1-0	0-1	0-1	
2	1-1	2-0	1-1	0-2	
3	2-1	2-1	1-1	0-2	
4	3-1	3-1	2-2	2-2	
5	4-1	3-2	2-3	2-3	
6	4-2	3-3	3-3	3-3	
7	4-3	4-3	4-3	3-4	
8	5-3	5-3	4-4	4-4	
9	5-4	6-3	5-4	4-5	
10	5-5	7-3	6-4	4-6	
11	6-5	7-3-1	7-4	5-6	
12	6-6	7-4-1	7-5	6-6	
13	7-6	7-5-1	8-5	6-7	
14	7-7	7-6-1	9-5	7-7	
15	8-7	8-6-1	9-6	8-7	
16	8-8	9-6-1	9-7	9-7	

1990					
Wk	CIN*	CLE	HOU#	PIT	
1	1-0	1-0	0-1	0-1	
2	2-0	1-1	0-2	1-1	
3	3-0	1-2	1-2	1-2	
4	3-1	1-3	2-2	1-3	
5	4-1	2-3	2-3	2-3	
6	4-2	2-4	3-3	3-3	
7	5-2	2-5	4-3	3-4	
8	5-3	2-6	4-4	4-4	
9	5-4	2-7	4-5	5-4	
10	6-4	2-8	5-5	5-5	
11	6-5	2-9	6-5	6-5	
12	7-5	2-10	6-6	6-6	
13	7-6	2-11	7-6	7-6	
14	7-7	3-11	8-6	8-6	
15	8-7	3-12	8-7	9-6	
16	9-7	3-13	9-7	9-7	

1991					
Wk	CIN	CLE	HOU*	PIT	
1	0-1	0-1	1-0	1-0	
2	0-2	1-1	2-0	1-1	
3	0-3	2-1	3-0	2-1	
4	0-4	2-2	3-1	2-2	
5	0-5	2-3	4-1	3-2	
6	0-6	2-4	5-1	3-3	
7	0-7	3-4	6-1	3-4	

AFC CENTRAL/NORTH DIVISION PLAYOFF RACES

WEEK-BY-WEEK

(1980-2014)

* — Division Champion

— Wild Card

8	0-8	4-4	7-1	3-5
9	1-8	4-5	7-2	3-6
10	1-9	4-6	8-2	4-6
11	1-10	4-7	9-2	4-7
12	1-11	5-7	9-3	5-7
13	2-11	6-7	9-4	5-8
14	2-12	6-8	10-4	5-9
15	2-13	6-9	11-4	6-9
16	3-13	6-10	11-5	7-9

1992

Wk	CIN	CLE	HOU#	PIT*
1	1-0	0-1	0-1	1-0
2	2-0	0-2	1-1	2-0
3	2-1	1-2	2-1	3-0
4	2-2	1-3	3-1	3-1
5	2-3	2-3	4-1	3-2
6	2-4	3-3	4-2	4-2
7	2-5	4-3	5-2	5-2
8	3-5	4-4	5-3	6-2
9	4-5	5-4	5-4	6-3
10	4-6	5-5	6-4	7-3
11	4-7	5-6	6-5	8-3
12	4-8	6-6	7-5	9-3
13	4-9	7-6	8-5	10-3
14	4-10	7-7	8-6	10-4
15	5-10	7-8	9-6	10-5
16	5-11	7-9	10-6	11-5

1993

Wk	CIN	CLE	HOU*	PIT#
1	0-1	1-0	0-1	0-1
2	0-2	2-0	1-1	0-2
3	0-3	3-0	1-2	1-2
4	0-4	3-1	1-3	2-2
5	0-5	3-2	1-4	3-2
6	0-6	4-2	2-4	4-2
7	0-7	5-2	3-4	4-3
8	0-8	5-3	4-4	5-3
9	0-9	5-4	5-4	6-3
10	0-10	5-5	6-4	6-4
11	1-10	5-6	7-4	6-5
12	1-11	6-6	8-4	7-5
13	1-12	6-7	9-4	8-5
14	2-12	6-8	10-4	8-6
15	3-12	7-8	11-4	8-7
16	3-13	7-9	12-4	9-7

1994

Wk	CIN	CLE#	HOU	PIT*
1	0-1	1-0	0-1	0-1
2	0-2	1-1	0-2	1-1
3	0-3	2-1	0-3	2-1
4	0-4	3-1	1-3	2-2
5	0-5	4-1	1-4	3-2

6	0-6	5-1	1-5	4-2
7	0-7	6-1	1-6	5-2
8	0-8	6-2	1-7	5-3
9	1-8	7-2	1-8	6-3
10	2-8	8-2	1-9	7-3
11	2-9	8-3	1-10	8-3
12	2-10	9-3	1-11	9-3
13	2-11	9-4	1-12	10-3
14	2-12	10-4	1-13	11-3
15	2-13	10-5	1-14	12-3
16	3-13	11-5	2-14	12-4

1995

Wk	CIN	CLE	HOU#	JAX	PIT*
1	1-0	0-1	1-0	0-1	1-0
2	2-0	1-1	1-1	0-2	2-0
3	2-1	1-2	1-2	0-3	2-1
4	2-2	2-2	2-2	0-4	2-2
5	2-3	2-3	2-3	1-4	3-2
6	2-4	2-4	2-4	2-4	3-3
7	3-4	2-5	2-5	2-5	3-4
8	3-5	3-5	3-5	3-5	4-4
9	3-6	4-5	4-5	3-6	5-4
10	4-6	4-6	4-6	3-7	6-4
11	4-7	4-7	4-7	3-8	7-4
12	5-7	5-7	5-7	3-9	8-4
13	5-8	5-8	5-8	3-10	9-4
14	6-8	5-9	5-9	3-11	10-4
15	6-9	6-9	6-9	3-12	11-4
16	7-9	7-9	7-9	4-12	11-5

1996

Wk	CIN	BAL	HOU	JAX#	PIT*
1	0-1	1-0	0-1	1-0	0-1
2	0-2	1-1	1-1	1-1	1-1
3	1-2	1-2	2-1	1-2	2-1
4	1-3	2-2	2-2	1-3	3-1
5	1-4	2-3	3-2	2-3	4-1
6	1-5	2-4	4-2	2-4	5-1
7	1-6	2-5	5-2	3-4	5-2
8	2-6	3-5	5-3	3-5	6-2
9	3-6	3-6	5-4	3-6	7-2
10	4-6	3-7	6-4	4-6	7-3
11	4-7	3-8	6-5	4-7	8-3
12	5-7	3-9	6-6	5-7	9-3
13	5-8	4-9	7-6	6-7	9-4
14	6-8	4-10	7-7	7-7	10-4
15	7-8	4-11	7-8	8-7	10-5
16	8-8	4-12	8-8	9-7	10-6

1997

Wk	CIN	BAL	JAX#	TEN	PIT*
1	1-0	0-1	1-0	1-0	0-1
2	1-1	1-1	2-0	1-1	1-1

3	1-2	2-1	3-0	1-2	1-2
4	1-3	3-1	3-1	1-3	2-2
5	1-4	3-2	4-1	1-4	3-2
6	1-5	3-3	5-1	2-4	4-2
7	1-6	3-4	5-2	3-4	5-2
8	1-7	4-4	5-3	4-4	6-2
9	2-7	4-5	6-3	4-5	6-3
10	3-7	4-6	7-3	5-5	7-3
11	3-8	4-6-1	8-3	5-6	8-3
12	4-8	4-7-1	8-4	6-6	8-4
13	4-9	4-8-1	9-4	7-6	9-4
14	5-9	5-8-1	9-5	7-7	10-4
15	6-9	6-8-1	10-5	7-8	11-4
16	7-9	6-9-1	11-5	8-8	11-5

1998

Wk	CIN	BAL	JAX*	TEN	PIT
1	0-1	0-1	1-0	1-0	1-0
2	1-1	1-1	2-0	1-1	2-0
3	1-2	1-2	3-0	1-2	2-1
4	1-3	2-2	4-0	1-3	3-1
5	2-3	2-3	5-0	2-3	3-2
6	2-4	2-4	5-1	3-3	4-2
7	2-5	2-5	5-2	3-4	5-2
8	2-6	2-6	6-2	4-4	5-3
9	2-7	3-6	7-2	5-4	6-3
10	2-8	3-7	8-2	6-4	6-4
11	2-9	4-7	8-3	6-5	7-4
12	2-10	5-7	9-3	6-6	7-5
13	2-11	5-8	10-3	7-6	7-6
14	2-12	5-9	10-4	8-6	7-7
15	3-12	5-10	10-5	8-7	7-8
16	3-13	6-10	11-5	8-8	7-9

1999

Wk	CIN	CLE	BAL	JAX*	TEN#	PIT
1	0-1	0-1	0-1	1-0	1-0	1-0
2	0-2	0-2	0-2	2-0	2-0	2-0
3	0-3	0-3	1-2	2-1	3-0	2-1
4	1-3	0-4	2-2	3-1	3-1	2-2
5	1-4	0-5	2-3	4-1	4-1	2-3
6	1-5	0-6	Bye	5-1	Bye	3-3
7	1-6	0-7	2-4	Bye	5-1	4-3
8	1-7	1-7	2-5	6-1	6-1	Bye
9	1-8	1-8	3-5	7-1	6-2	5-3
10	1-9	2-8	3-6	8-1	7-2	5-4
11	1-10	2-9	4-6	9-1	8-2	5-5
12	2-10	2-10	4-7	10-1	9-2	5-6
13	3-10	2-11	5-7	11-1	9-3	5-7
14	4-10	2-12	6-7	12-1	10-3	5-8
15	Bye	2-13	7-7	13-1	11-3	5-9
16	4-11	2-14	8-7	13-2	12-3	6-9
17	4-12	Bye	8-8	14-2	13-3	6-10

2000

Wk	CIN	CLE	BAL#	JAX	TEN*	PIT
1	Bye	0-1	1-0	1-0	0-1	0-1
2	0-1	1-1	2-0	1-1	1-1	Bye
3	0-2	2-1	2-1	2-1	Bye	0-2
4	0-3	2-2	3-1	2-2	2-1	0-3
5	0-4	2-3	4-1	2-3	3-1	1-3
6	0-5	2-4	5-1	2-4	4-1	2-3
7	0-6	2-5	5-2	2-5	5-1	3-3
8	1-6	2-6	5-3	2-6	6-1	4-3
9	2-6	2-7	5-4	3-6	7-1	5-3
10	2-7	2-8	6-4	Bye	8-1	5-4
11	2-8	3-8	7-4	3-7	8-2	5-5
12	2-9	3-9	8-4	4-7	9-2	5-6
13	2-10	3-10	9-4	5-7	9-3	6-6
14	3-10	3-11	Bye	6-7	10-3	7-6
15	3-11	3-12	10-4	7-7	11-3	7-7
16	4-11	3-13	11-4	7-8	12-3	8-7
17	4-12	Bye	12-4	7-9	13-3	9-7

2001

Wk	CIN	CLE	BAL#	JAX	TEN	PIT*
1	1-0	0-1	1-0	1-0	0-1	0-1
2	2-0	1-1	1-1	2-0	0-2	Bye
3	2-1	2-1	2-1	2-1	Bye	1-1
4	2-2	3-1	3-1	2-2	0-3	2-1
5	3-2	3-2	3-2	Bye	1-3	3-1
6	3-3	4-2	3-3	2-3	2-3	4-1
7	4-3	Bye	4-3	2-4	2-4	5-1
8	Bye	4-3	5-3	2-5	3-4	5-2
9	4-4	4-4	6-3	3-5	3-5	6-2
10	4-5	5-4	6-4	3-6	4-5	7-2
11	4-6	6-4	7-4	3-7	4-6	8-2
12	4-7	6-5	8-4	3-8	5-6	9-2
13	4-8	6-6	Bye	4-8	5-7	10-2
14	4-9	6-7	8-5	5-8	6-7	11-2
15	4-10	6-8	9-5	6-8	7-7	12-2
16	5-10	7-8	9-6	6-9	7-8	12-3
17	6-10	7-9	10-6	6-10	7-9	13-3

AFC NORTH DIVISION

2002

Wk	BAL	CIN	CLE#	PIT*
1	0-1	0-1	0-1	0-1
2	0-2	0-2	1-1	0-2
3	Bye	0-3	2-1	Bye
4	1-2	0-4	2-2	1-2
5	2-2	0-5	2-3	1-3
6	2-3	0-6	2-4	2-3
7	3-3	Bye	3-4	3-3
8	3-4	0-7	4-4	4-3
9	3-5	1-7	4-5	5-3
10	4-5	1-8	Bye	5-3-1

AFC CENTRAL/NORTH DIVISION PLAYOFF RACES

WEEK-BY-WEEK

(1980-2014)

* — Division Champion

— Wild Card

11	4-6	1-9	5-5	5-4-1
12	5-6	1-10	6-5	6-4-1
13	6-6	1-11	6-6	7-4-1
14	6-7	1-12	7-6	7-5-1
15	7-7	1-13	7-7	8-5-1
16	7-8	2-13	8-7	9-5-1
17	7-9	2-14	9-7	10-5-1

2003

Wk	BAL*	CIN	CLE	PIT
1	0-1	0-1	0-1	1-0
2	1-1	0-2	0-2	1-1
3	2-1	0-3	1-2	2-1
4	2-2	1-3	1-3	2-2
5	Bye	1-4	2-3	2-3
6	3-2	Bye	3-3	2-4
7	3-3	2-4	3-4	Bye
8	4-3	3-4	3-5	2-5
9	5-3	3-5	Bye	2-6
10	5-4	4-5	3-6	3-6
11	5-5	5-5	4-6	3-7
12	6-5	6-5	4-7	4-7
13	7-5	7-5	4-8	4-8
14	8-5	7-6	4-9	5-8
15	8-6	8-6	4-10	5-9
16	9-6	8-7	4-11	6-9
17	10-6	8-8	5-11	6-10

2004

Wk	BAL	CIN	CLE	PIT*
1	0-1	0-1	1-0	1-0
2	1-1	1-1	1-1	1-1
3	2-1	1-2	1-2	2-1
4	2-2	1-3	2-2	3-1
5	3-2	Bye	2-3	4-1
6	Bye	1-4	3-3	5-1
7	4-2	2-4	3-4	Bye
8	4-3	2-5	Bye	6-1
9	5-3	3-5	3-5	7-1
10	6-3	4-5	3-6	8-1
11	7-3	4-6	3-7	9-1
12	7-4	5-6	3-8	10-1
13	7-5	6-6	3-9	11-1
14	8-5	6-7	3-10	12-1
15	8-6	6-8	3-11	13-1
16	8-7	7-8	3-12	14-1
17	9-7	8-8	4-12	15-1

2005

Wk	BAL	CIN*	CLE	PIT#
1	0-1	1-0	0-1	1-0
2	0-2	2-0	1-1	2-0
3	Bye	3-0	1-2	2-1
4	1-2	4-0	Bye	Bye
5	1-3	4-1	2-2	3-1

6	2-3	5-1	2-3	3-2
7	2-4	5-2	2-4	4-2
8	2-5	6-2	2-5	5-2
9	2-6	7-2	3-5	6-2
10	2-7	Bye	3-6	7-2
11	3-7	7-3	4-6	7-3
12	3-8	8-3	4-7	7-4
13	4-8	9-3	4-8	7-5
14	4-9	10-3	4-9	8-5
15	5-9	11-3	5-9	9-5
16	6-9	11-4	5-10	10-5
17	6-10	11-5	6-10	11-5

2006

Wk	BAL*	CIN	CLE	PIT
1	1-0	1-0	0-1	1-0
2	2-0	2-0	0-2	1-1
3	3-0	3-0	0-3	1-2
4	4-0	3-1	1-3	Bye
5	4-1	Bye	1-4	1-3
6	4-2	3-2	Bye	2-3
7	Bye	4-2	1-5	2-4
8	5-2	4-3	2-5	2-5
9	6-2	4-4	2-6	2-6
10	7-2	4-5	3-6	3-6
11	8-2	5-5	3-7	4-6
12	9-2	6-5	3-8	4-7
13	9-3	7-5	4-8	5-7
14	10-3	8-5	4-9	6-7
15	11-3	8-6	4-10	7-7
16	12-3	8-7	4-11	7-8
17	13-3	8-8	4-12	8-8

2007

Wk	BAL	CIN	CLE	PIT*
1	0-1	1-0	0-1	1-0
2	1-1	1-1	1-1	2-0
3	2-1	1-2	1-2	3-0
4	2-2	1-3	2-2	3-1
5	3-2	Bye	2-3	4-1
6	4-2	1-4	3-3	Bye
7	4-3	2-4	Bye	4-2
8	Bye	2-5	4-3	5-2
9	4-4	2-6	5-3	6-2
10	4-5	3-6	5-4	7-2
11	4-6	3-7	6-4	7-3
12	4-7	4-7	7-4	8-3
13	4-8	4-8	7-5	9-3
14	4-9	5-8	8-5	9-4
15	4-10	5-9	9-5	9-5
16	4-11	6-9	9-6	10-5
17	5-11	7-9	10-6	10-6

2008

Wk	BAL#	CIN	CLE	PIT*
1	1-0	0-1	0-1	1-0
2	Bye	0-2	0-2	2-0
3	2-0	0-3	0-3	2-1
4	2-1	0-4	1-3	3-1
5	2-2	0-5	Bye	4-1
6	2-3	0-6	2-3	Bye
7	3-3	0-7	2-4	5-1
8	4-3	0-8	3-4	5-2
9	5-3	1-8	3-5	6-2
10	6-3	Bye	3-6	6-3
11	6-4	1-8-1	4-6	7-3
12	7-4	1-9-1	4-7	8-3
13	8-4	1-10-1	4-8	9-3
14	9-4	1-11-1	4-9	10-3
15	9-5	2-11-1	4-10	11-3
16	10-5	3-11-1	4-11	11-4
17	11-5	4-11-1	4-12	12-4

2009

Wk	BAL#	CIN*	CLE	PIT
1	1-0	0-1	0-1	1-0
2	2-0	1-1	0-2	1-1
3	3-0	2-1	0-3	1-2
4	3-1	3-1	0-4	2-2
5	3-2	4-1	1-4	3-2
6	3-3	4-2	1-5	4-2
7	Bye	5-2	1-6	5-2
8	4-3	Bye	1-7	Bye
9	4-4	6-2	Bye	6-2
10	5-4	7-2	1-8	6-3
11	5-5	7-3	1-9	6-4
12	6-5	8-3	1-10	6-5
13	6-6	9-3	1-11	6-6
14	7-6	9-4	2-11	6-7
15	8-6	9-5	3-11	7-7
16	8-7	10-5	4-11	8-7
17	9-7	10-6	5-11	9-7

2010

Wk	BAL#	CIN	CLE	PIT*
1	1-0	0-1	0-1	1-0
2	1-1	1-1	0-2	2-0
3	2-1	2-1	0-3	3-0
4	3-1	2-2	1-3	3-1
5	4-1	2-3	1-4	Bye
6	4-2	Bye	1-5	4-1
7	5-2	2-4	2-5	5-1
8	Bye	2-5	Bye	5-2
9	6-2	2-6	3-5	6-2
10	6-3	2-7	3-6	6-3
11	7-3	2-8	3-7	7-3
12	8-3	2-9	4-7	8-3
13	8-4	2-10	5-7	9-3

14	9-4	2-11	5-8	10-3
15	10-4	3-11	5-9	10-4
16	11-4	4-11	5-10	11-4
17	12-4	4-12	5-11	12-4

2011

Wk	BAL*	CIN	CLE	PIT#
1	1-0	1-0	0-1	0-1
2	1-1	1-1	1-1	1-1
3	2-1	1-2	2-1	2-1
4	3-1	2-2	2-2	2-2
5	Bye	3-2	Bye	3-2
6	4-1	4-2	2-3	4-2
7	4-2	Bye	3-3	5-2
8	5-2	5-2	3-4	6-2
9	6-2	6-2	3-5	6-3
10	6-3	6-3	3-6	7-3
11	7-3	6-4	4-6	Bye
12	8-3	7-4	4-7	8-3
13	9-3	7-5	4-8	9-3
14	10-3	7-6	4-9	10-3
15	10-4	8-6	4-10	10-4
16	11-4	9-6	4-11	11-4
17	12-4	9-7	4-12	12-4

2012

Wk	BAL*	CIN#	CLE	PIT
1	1-0	0-1	0-1	0-1
2	1-1	1-1	0-2	1-1
3	2-1	2-1	0-3	1-2
4	3-1	3-1	0-4	Bye
5	4-1	3-2	0-5	2-2
6	5-1	3-3	1-5	2-3
7	5-2	3-4	1-6	3-3
8	Bye	Bye	2-6	4-3
9	6-2	3-5	2-7	5-3
10	7-2	4-5	Bye	6-3
11	8-2	5-5	2-8	6-4
12	9-2	6-5	3-8	6-5
13	9-3	7-5	4-8	7-5
14	9-4	7-6	5-8	7-6
15	9-5	8-6	5-9	7-7
16	10-5	9-6	5-10	7-8
17	10-6	10-6	5-11	8-8

2013

Wk	BAL	CIN*	CLE	PIT
1	0-1	0-1	0-1	0-1
2	1-1	1-1	0-2	0-2
3	2-1	2-1	1-2	0-3
4	2-2	2-2	2-2	0-4
5	3-2	3-2	3-2	Bye
6	3-3	4-2	3-3	1-4

AFC CENTRAL/NORTH DIVISION PLAYOFF RACES

WEEK-BY-WEEK

(1980-2014)

* — Division Champion

— Wild Card

7	3-4	5-2	3-4	2-4
8	Bye	6-2	3-5	2-5
9	3-5	6-3	4-5	2-6
10	4-5	6-4	Bye	3-6
11	4-6	7-4	4-6	4-6
12	5-6	Bye	4-7	5-6
13	6-6	8-4	4-8	5-7
14	4-6	9-4	4-9	5-8
15	8-6	9-5	4-10	6-8
16	8-7	10-5	4-11	7-8
17	8-8	11-5	4-12	8-8

2014

Wk	BAL#	CIN#	CLE	PIT*
1	0-1	1-0	0-1	1-0
2	1-1	2-0	1-1	1-1
3	2-1	3-0	1-2	2-1
4	3-1	Bye	Bye	2-2
5	3-2	3-1	2-2	3-2
6	4-2	3-1-1	3-2	3-3
7	5-2	3-2-1	3-3	4-3
8	5-3	4-2-1	4-3	5-3
9	5-4	5-2-1	5-3	6-3
10	6-4	5-3-1	6-3	6-4
11	Bye	6-3-1	6-4	7-4
12	7-4	7-3-1	7-4	Bye
13	7-5	8-3-1	7-5	7-5
14	8-5	8-4-1	7-6	8-5
15	9-5	9-4-1	7-7	9-5
16	9-6	10-4-1	7-8	10-5
17	10-6	10-5-1	7-9	11-5

STEELERS NFL RANKINGS (1970-2014)

	Total	OFFENSE Rushing	Passing	Total	DEFENSE Rushing	Passing	TURNOVERS Ratio (ranking)
1970	20	12	18	14	12	17	-10
1971	17	13	14t	18	5	26	+7
1972	13	2	22	8	6	10	+22
1973	11	8	15	4	5	5	+15
1974	8	2	21	1	6	1	+7
1975	7	2	14	4	8	4	+2
1976	9	1	22	1	1	6	+15
1977	4	7	5	7	5	12	-5
1978	8t	14	12	3	2	12	+11
1979	1	2	2	2	4	10	-10
1980	6	15	6	12	7	22	-2
1981	11	5	13	22	8	26	-5
1982	8	8	17	17	1	23	0
1983	22	4	27	3	7	5	+2
1984	8	6t	15	5	4	15	+2 (11)
1985	13	13	13	6	12	2	-1
1986	20	7	24	18	15	18	-3 (16)
1987	25	5	28	13	4	23	+11 (4t)
1988	15	6	21	28	14	27	-6 (22t)
1989	28	18	28	19	19t	16	+11 (3t)
1990	22	13	25	1	11	1	+10 (5)
1991	20	17	18	22	11	26	0 (11t)
1992	9	4	21	13	17t	8	+11 (2)
1993	7	6	13	3	3	15	+11 (3t)
1994	13	1	23	2	7	3	+14 (1)
1995	6	12	8	3	2	6	0 (14t)
1996	15	2	27	2	3	5	+7 (7t)
1997	6	1	23	6	1	18	+1 (14)
1998	25	7	29	12	13	18	-3 (18)
1999	22	10	26	11	26	4	+3 (12t)
2000	18	4	29	7	12	9	+14 (6)
2001	3	1	21	1	1	4	+7 (9t)
2002	4	9	7	3	1	20	0 (15t)
2003	22	31	14	9	12	11	-3 (21)
2004	16	2	28	1	1	4	+11 (5t)
2005	15	5	24	4	3	16	+7 (9t)
2006	7	10	9	9	3	20	-8 (27t)
2007	17	3	22	1	3	3	+3 (12)
2008	22	23	17	1	2	1	+4 (11t)
2009	7	19	9	5	3	16	-3 (20)
2010	14	11	14	2	1	12	+17 (2)

STEELERS NFL RANKINGS (1970-2014)

2011	12	14	10	1	8	1	-13 (28t)
2012	21	26	14	1	2	1	-10 (24t)
2013	20	27t	12	13	21	9	-4 (20t)
2014	2	16	2	18	6	27	0 (16t)

Steelers in Domes Since 1970 Merger (Overall 32-29)

		Lucas Oil			Edward Jones			Reliant	Univ. of Phoenix	AT&T		
Year	Astrodome	Kingdome	Silverdome	Stadium*	Superdome	Metrodome	Georgia Dome	Dome**	Ford Field	Stadium	Stadium	Stadium
1970	W (7-3)											
1971	L (29-3)											
1972	W (9-3)											
1973	W (36-7)											
1974	W (13-7)											
1975	W (32-9)											
1976	W (21-0)											
1977	L (27-10)											
1978	W (13-3)											
1979	L (20-17)											
1980	L (6-0)											
1981	L (21-20)	L (24-21)			W (20-6)							
1982	W (24-10)	L (16-0)										
1983	W (40-28)	W (27-21)	L (45-3)									
1984	L (23-20) ot			L (17-16)	L (27-24)							
1985	W (30-7)											
1986	W (22-26) ot	L (30-0)										
1987	L (24-16)											
1988	W (37-34)											
1989	L (27-0)		W (23-3)									
	W (26-23) ot ^											
1990	L (34-14)				W (9-6)							
1991	L (31-6)			W (21-3)								
1992	W (29-24)											
1993	L (23-3)	L (16-6)				W (45-17)						
1994	W (12-9) ot	L (30-13)										
1995	W (34-17)											
1996	L (23-13)						W (20-17)					
1997												
1998			L (19-16) ot									
1999												
2000												
2001												
2002					L (32-29)							
2003												
2004												
2005				L (26-7)						W (27-7)		
				W (21-18) ^		W (18-3)			W (21-10) +			
2006							L (41-38) ot					
2007								W (41-24)			L (21-14)	
2008												
2009									W (28-20)			
2010					L (20-10)							L (31-25) #
2011				W (23-20)						L (17-10)	W (32-20)	
2012												L (27-24) ot
2013												
2014							W (27-20)					
Totals	16-12	1-5	1-2	3-2	2-3	2-0	2-1	1-0	2-0	1-1	1-1	0-2

* — Lucas Oil Stadium is the new home of The Indianapolis Colts. The Indianapolis Colts formerly played at the RCA Dome (1984-2008). The RCA Dome was formerly the Hoosier Dome (switched names in 1994).

** — The Edward Jones Dome was formerly the TWA Dome and the Dome at America's Center (switched names in 2002).

^ — Playoff Game

+ — Super Bowl XL vs. Seattle

— Super Bowl XLV vs. Green Bay

STEELERS RUSHING COMBINATIONS (1969-2014)

Year	Player	Att.	Yds.	Avg.	TD	Long	Year	Player	Att.	Yds.	Avg.	TD	Long
2014	Le'Veon Bell	290	1,361	4.7	8	81	1992	Barry Foster	390	1,690	4.3	11	69
	LeGarrette Blount	65	266	4.1	2	50		Leroy Thompson	35	157	4.5	1	25
	Total	355	1,627	4.6	10	81		Total	425	1,847	4.3	12	69
2013	Le'Veon Bell	244	860	3.5	8	43	1991	Merril Hoge	165	610	3.7	2	24
	Jonathan Dwyer	49	197	4.0	0	30		Barry Foster	96	488	5.1	1	56t
	Total	293	1,057	3.6	8	43		Total	261	1,098	4.2	3	56t
2012	Jonathan Dwyer	156	623	4.0	2	34	1990	Merril Hoge	203	772	3.8	7	41t
	Isaac Redman	110	410	3.7	2	28		Tim Worley	109	418	3.8	0	38
	Total	266	1,033	3.9	4	34		Total	312	1,190	3.8	7	41t
2011	Rashard Mendenhall	228	928	4.1	9	68	1989	Tim Worley	195	770	3.9	5	38
	Isaac Redman	110	479	4.4	3	27		Merril Hoge	186	621	3.3	8	31
	Total	338	1,407	4.2	12	68		Total	381	1,391	3.7	13	38
2010	Rashard Mendenhall	324	1,273	3.9	13	50t	1988	Merril Hoge	170	705	4.1	3	20
	Isaac Redman	52	247	4.8	0	23		Warren Williams	87	409	4.7	0	33
	Total	376	1,520	4.0	13	50t		Total	257	1,114	4.3	3	33
2009	Rashard Mendenhall	242	1,108	4.6	7	60	1987	Earnest Jackson	180	696	3.9	1	39
	Willie Parker	98	389	4.0	0	34		Frank Pollard	128	536	4.2	3	33
	Total	340	1,497	4.4	7	60		Total	308	1,232	4.0	4	39
2008	Willie Parker	210	791	3.8	5	34t	1986	Earnest Jackson	216	910	4.2	5	31
	Mewelde Moore	140	588	4.2	5	32t		Walter Abercrombie	214	877	4.1	6	38t
	Total	350	1,379	3.9	10	34t		Total	430	1,787	4.2	11	38t
2007	Willie Parker	321	1,316	4.1	2	32	1985	Frank Pollard	233	991	4.3	3	56
	Najeh Davenport	107	499	4.7	5	45		Walter Abercrombie	227	851	3.8	7	32t
	Total	428	1,815	4.2	7	45		Total	460	1,842	4.0	10	56
2006	Willie Parker	337	1,494	4.4	13	76	1984	Frank Pollard	213	851	4.0	6	52
	Najeh Davenport	60	221	3.7	1	48		Walter Abercrombie	145	610	4.2	1	31
	Total	397	1,715	4.3	14	76		Total	358	1,461	4.1	7	52
2005	Willie Parker	255	1,202	4.7	4	80t	1983	Franco Harris	279	1,007	3.6	5	19
	Jerome Bettis	110	368	3.3	9	39		Frank Pollard	135	608	4.5	4	32
	Total	365	1,570	4.3	13	80t		Total	414	1,615	3.9	9	32
2004	Jerome Bettis	250	941	3.8	13	29	1982	Franco Harris	140	604	4.3	2	21
	Duce Staley	192	830	4.3	1	38		Frank Pollard	62	238	3.8	2	18
	Total	442	1,771	4.0	14	38		Total	202	842	4.2	4	21
2003	Jerome Bettis	246	811	3.3	7	21	1981	Franco Harris	242	987	4.1	8	50
	Amos Zereoue	132	433	3.3	2	22		Frank Pollard	123	570	4.6	2	29
	Total	378	1,244	3.3	9	22		Total	365	1,557	4.3	10	50
2002	Amos Zereoue	193	762	3.9	4	42	1980	Franco Harris	208	789	3.8	4	26
	Jerome Bettis	187	666	3.6	9	41t		Rocky Bleier	78	340	4.4	1	19
	Total	380	1,428	3.8	13	42		Total	286	1,129	3.9	5	26
2001	Jerome Bettis	225	1,072	4.8	4	48	1979	Franco Harris	267	1,186	4.4	11	71t
	Kordell Stewart	96	537	5.6	5	48t		Sidney Thornton	118	585	5.0	6	75
	Total	321	1,609	5.0	9	48t		Total	385	1,771	4.6	17	75
2000	Jerome Bettis	355	1,341	3.8	8	30	1978	Franco Harris	310	1,082	3.5	8	37
	Kordell Stewart	78	436	5.6	7	45t		Rocky Bleier	165	633	3.8	5	24
	Total	433	1,777	4.1	15	45t		Total	475	1,715	3.6	13	37
1999	Jerome Bettis	299	1,091	3.6	7	35	1977	Franco Harris	300	1,162	3.9	11	61t
	Richard Huntley	93	567	6.1	5	52		Rocky Bleier	135	465	3.4	4	16
	Total	392	1,658	4.2	12	52		Total	435	1,627	3.7	15	61t
1998	Jerome Bettis	316	1,185	3.8	3	42	1976	Franco Harris	289	1,128	3.9	14	30
	Kordell Stewart	81	406	5.0	2	56		Rocky Bleier	220	1,036	4.7	5	28
	Total	397	1,591	4.1	5	56		Total	509	2,164	4.3	19	30
1997	Jerome Bettis	375	1,665	4.4	7	34	1975	Franco Harris	262	1,006	3.8	10	36
	Kordell Stewart	88	476	5.4	11	74t		Rocky Bleier	140	528	3.8	2	17
	Total	463	2,141	4.6	18	74t		Total	402	1,534	3.8	12	36
1996	Jerome Bettis	320	1,431	4.5	11	50t	1974	Franco Harris	208	1,006	4.8	5	54
	Erric Pegram	97	509	5.2	1	27		Rocky Bleier	88	373	4.2	2	18
	Total	417	1,940	4.6	12	50t		Total	296	1,379	4.6	7	54
1995	Erric Pegram	213	813	3.8	5	38	1973	Franco Harris	188	698	3.7	3	35
	Bam Morris	148	559	3.8	9	30t		Preston Pearson	132	554	4.2	2	47
	Total	361	1,372	3.8	14	38		Total	320	1,252	3.9	5	47
1994	Barry Foster	216	851	3.9	5	29t	1972	Franco Harris	188	1,055	5.6	10	75t
	Bam Morris	198	836	4.2	7	20		Frenchy Fuqua	150	665	4.4	4	47
	Total	414	1,687	4.1	12	29t		Total	338	1,720	5.1	14	75t
1993	Leroy Thompson	205	763	3.7	3	36	1971	Frenchy Fuqua	155	625	4.0	4	30
	Barry Foster	177	711	4.0	8	38		Preston Pearson	131	605	4.6	2	27
	Total	382	1,474	3.8	11	38		Total	286	1,230	4.3	6	30

Year	Player	Att.	Yds.	Avg.	TD	Long
1970	Frenchy Fuqua	138	691	5.0	7	85
	Preston Pearson	173	503	2.9	2	30
	Total	311	1,194	3.8	9	85
1969	Dick Hoak	151	531	3.5	2	13
	Earl Gros	116	343	3.0	4	16
	Total	267	874	3.3	6	16

STEELERS RECEIVING COMBINATIONS (1969-2014)

Year	Player	Rec.	Yds.	Avg.	TD	Long	Year	Player	Rec.	Yds.	Avg.	TD	Long
2014	Antonio Brown	129	1,698	13.2	13	63t	1993	Eric Green	63	942	15.0	5	71t
	Le'Veon Bell	83	854	10.3	3	38		Dwight Stone	41	587	14.3	2	44
	Total	212	2,552	12.0	16	63t		Total	104	1,529	14.7	7	71t
2013	Antonio Brown	110	1,499	13.6	8	56	1992	Jeff Graham	49	711	14.5	1	51
	Emmanuel Sanders	67	740	11.0	6	55t		Barry Foster	36	344	9.6	0	42
	Total	177	2,239	12.6	14	55t		Total	85	1,055	12.4	1	51
2012	Heath Miller	71	816	11.5	8	43	1991	Louis Lipps	55	671	12.2	2	35
	Antonio Brown	66	787	11.9	5	60t		Merril Hoge	49	379	7.7	2	25
	Total	137	1,603	11.7	13	60t		Total	104	1,050	10.1	3	35
2011	Mike Wallace	72	1,193	16.6	8	95t	1990	Louis Lipps	50	682	13.6	3	37
	Antonio Brown	69	1,108	16.1	2	79t		Merril Hoge	40	342	8.6	3	27
	Total	141	2,301	16.3	10	95t		Total	90	1,024	11.4	6	37
2010	Mike Wallace	60	1,257	21.0	10	56t	1989	Louis Lipps	50	944	18.9	5	79t
	Hines Ward	59	755	12.8	5	43		Rodney Carter	38	267	7.0	3	22t
	Total	119	2,012	16.9	15	56t		Total	88	1,211	13.7	8	79t
2009	Hines Ward	95	1,167	12.3	6	54	1988	Louis Lipps	50	973	19.5	5	89t
	Santonio Holmes	79	1,248	15.8	5	57		Merril Hoge	50	487	9.7	3	40
	Total	174	2,415	13.9	11	57		Total	100	1,460	14.6	8	89t
2008	Hines Ward	81	1,043	12.9	7	49	1987	John Stallworth	41	521	12.7	2	45
	Santonio Holmes	55	821	14.9	5	48		Walter Abercrombie	24	209	8.7	0	24
	Total	136	1,864	13.7	12	49		Total	65	730	11.2	2	45
2007	Hines Ward	71	732	10.3	7	25	1986	Walter Abercrombie	47	395	8.4	2	27
	Santonio Holmes	52	942	18.1	8	83		Louis Lipps	38	590	15.5	2	48
	Total	123	1,674	13.6	15	83		Total	85	985	11.6	4	48
2006	Hines Ward	74	975	13.2	6	70t	1985	John Stallworth	75	937	12.5	5	41
	Santonio Holmes	49	824	16.8	2	67t		Louis Lipps	59	1,134	19.2	12	51
	Total	123	1,799	14.6	8	70t		Total	134	2,071	15.5	17	51
2005	Hines Ward	69	975	14.1	11	85t	1984	John Stallworth	80	1,395	17.4	11	51
	Antwaan Randle El	35	558	15.9	1	63t		Louis Lipps	45	860	19.1	9	80t
	Total	104	1,533	14.7	12	85t		Total	125	2,255	18.0	20	80t
2004	Hines Ward	80	1,004	12.6	4	58	1983	Calvin Sweeney	39	577	14.8	5	42
	Antwaan Randle El	43	601	14.0	3	39		Bennie Cunningham	35	442	12.6	3	25
	Total	123	1,605	13.0	7	58		Total	74	1,019	13.8	8	42
2003	Hines Ward	95	1,163	12.2	10	50	1982	Franco Harris	31	249	8.0	0	20
	Plaxico Burress	60	860	14.3	4	47		John Stallworth	27	441	16.3	7	74t
	Total	155	2,023	13.1	14	50		Total	58	690	11.9	7	74t
2002	Hines Ward	112	1,329	11.9	12	72t	1981	John Stallworth	63	1,098	17.4	5	55
	Plaxico Burress	78	1,325	17.0	7	62t		Bennie Cunningham	41	574	14.0	3	30
	Total	190	2,654	13.9	19	72t		Total	104	1,672	16.1	8	55
2001	Hines Ward	94	1,003	10.7	4	34	1980	Lynn Swann	44	710	16.1	7	68t
	Plaxico Burress	66	1,008	15.3	6	43		Jim Smith	37	711	19.2	9	45t
	Total	160	2,011	15.3	10	43		Total	81	1,421	17.5	16	68t
2000	Hines Ward	48	672	14.0	4	77t	1979	John Stallworth	70	1,183	16.9	8	65t
	Bobby Shaw	40	672	16.8	4	45t		Lynn Swann	41	808	19.7	5	65
	Total	88	1,344	15.3	8	77t		Total	111	1,991	17.9	13	65t
1999	Troy Edwards	61	714	11.7	5	41	1978	Lynn Swann	61	880	14.4	11	62
	Hines Ward	61	638	10.5	7	42		John Stallworth	41	798	19.5	9	70
	Total	122	1,352	11.1	12	42		Total	102	1,678	16.5	20	70
1998	Courtney Hawkins	66	751	11.4	1	53	1977	Lynn Swann	50	789	15.8	7	47
	Charles Johnson	65	815	12.5	7	55t		John Stallworth	44	784	17.8	7	49t
	Total	131	1,566	11.9	8	55t		Total	94	1,573	16.7	14	49t
1997	Yancey Thigpen	79	1,398	17.7	7	69t	1976	Lynn Swann	28	516	18.4	3	47
	Charles Johnson	46	568	12.3	2	49		Rocky Bleier	24	294	12.3	0	32
	Total	125	1,966	15.7	9	69t		Total	52	810	15.6	3	47
1996	Andre Hastings	72	739	10.3	6	38	1975	Lynn Swann	49	781	15.9	11	43t
	Charles Johnson	60	1,008	16.8	3	70t		Franco Harris	28	214	7.6	1	44t
	Total	132	1,747	13.2	9	70t		Total	77	995	12.9	12	44t
1995	Yancey Thigpen	85	1,307	15.4	5	43	1974	Frank Lewis	30	365	12.2	4	31t
	Andre Hastings	48	502	10.5	1	36		Franco Harris	23	200	8.7	1	31t
	Total	133	1,809	13.6	6	43		Total	53	565	10.7	5	31t
1994	John L. Williams	51	378	7.4	2	23	1973	Ron Shanklin	30	711	23.7	10	67
	Eric Green	46	618	13.4	4	46		Frank Lewis	23	409	17.8	3	53t
	Total	97	996	10.3	6	46		Total	53	1,120	21.1	13	67

Year	Player	Rec.	Yds.	Avg.	TD	Long
1972	Ron Shanklin	38	669	17.6	3	57t
	Frank Lewis	27	391	14.5	5	52
	Total	65	1,060	16.3	8	57t
1971	Ron Shanklin	49	652	13.3	6	42
	Frenchy Fuqua	49	427	8.7	1	40
	Total	98	1,079	11.0	7	42
1970	Ron Shanklin	30	691	23.0	4	81
	Dave Smith	30	458	15.3	2	87
	Total	60	1,149	19.2	6	87
1969	Roy Jefferson	67	1,079	16.1	9	63
	J.R. Wilson	20	373	18.7	0	52
	Total	87	1,452	16.7	9	63

STEELERS QUARTERBACKS STARTING RECORDS (1969-2014)

Year	Player	Record
1969	Terry Hanratty	0-5
1970	Terry Hanratty	2-4
	Terry Bradshaw	3-5
1971	Terry Hanratty	1-0
	Terry Bradshaw	5-8
1972	Terry Bradshaw	11-3
1973	Terry Hanratty	2-2
	Terry Bradshaw	8-1
	Joe Gilliam	0-1
1974	Terry Hanratty	1-0
	Terry Bradshaw	5-2
	Joe Gilliam	4-1-1
1975	Terry Bradshaw	12-2
1976	Terry Bradshaw	4-4
	Mike Kruczek	6-0
1977	Terry Bradshaw	9-5
1978	Terry Bradshaw	14-2
1979	Terry Bradshaw	12-4
1980	Terry Bradshaw	9-6
	Cliff Stoudt	0-1
1981	Terry Bradshaw	8-6
	Mark Malone	0-2
1982	Terry Bradshaw	6-3
1983	Terry Bradshaw	1-0
	Cliff Stoudt	9-6
1984	David Woodley	3-4
	Mark Malone	6-3
1985	David Woodley	4-2
	Mark Malone	3-5
	Scott Campbell	0-2
1986	Mark Malone	6-8
	Bubby Brister	0-2
1987	Mark Malone	6-6
	Steve Bono	2-1
1988	Bubby Brister	4-9
	Todd Blackledge	1-2
1989	Bubby Brister	8-6
	Todd Blackledge	1-1
1990	Bubby Brister	9-7
1991	Bubby Brister	5-3
	Neil O'Donnell	2-6
1992	Neil O'Donnell	9-3
	Bubby Brister	2-2
1993	Neil O'Donnell	9-6
	Mike Tomczak	0-1
1994	Neil O'Donnell	10-4
	Mike Tomczak	2-0
1995	Neil O'Donnell	9-3
	Mike Tomczak	2-2
1996	Mike Tomczak	10-5
	Jim Miller	0-1
1997	Kordell Stewart	11-5
1998	Kordell Stewart	7-9
1999	Kordell Stewart	5-6
	Mike Tomczak	1-4

Year	Player	Record
2000	Kordell Stewart	7-4
	Kent Graham	2-3
2001	Kordell Stewart	13-3
2002	Tommy Maddox	8-3-1
	Kordell Stewart	2-2
2003	Tommy Maddox	6-10
2004	Ben Roethlisberger	13-0
	Tommy Maddox	2-1
2005	Ben Roethlisberger	9-3
	Charlie Batch	2-0
	Tommy Maddox	0-2
2006	Ben Roethlisberger	7-8
	Charlie Batch	1-0
2007	Ben Roethlisberger	10-5
	Charlie Batch	0-1
2008	Ben Roethlisberger	12-4
2009	Ben Roethlisberger	9-6
	Dennis Dixon	0-1
2010	Ben Roethlisberger	9-3
	Dennis Dixon	2-0
	Charlie Batch	1-1
2011	Ben Roethlisberger	11-4
	Charlie Batch	1-0
2012	Ben Roethlisberger	7-6
	Charlie Batch	1-1
	Byron Leftwich	0-1
2013	Ben Roethlisberger	8-8
2014	Ben Roethlisberger	11-5

Terry Bradshaw (1970-83)	107-51
Ben Roethlisberger (2004-14)	106-52
Kordell Stewart (1995-02)	45-29
Neil O'Donnell (1990-95)	39-22
Bubby Brister (1986-92)	28-29
Mark Malone (1981-87)	21-24
Tommy Maddox (2002-05)	16-16-1
Mike Tomczak (1993-99)	15-12
Cliff Stoudt (1977-83)	10-7
David Woodley (1984-85)	7-6
Mike Kruczek (1976-79)	6-0
Charlie Batch (2002-12)	6-3
Terry Hanratty (1969-75)	6-11
Joe Gilliam (1972-75)	4-2-1
Dennis Dixon (2008-11)	2-1
Steve Bono (1987-88)	2-1
Kent Graham (2000)	2-3
Todd Blackledge (1988-89)	2-3
Byron Leftwich (2008, 2010-12)	0-1
Jim Miller (1995-96)	0-1
Scott Campbell (1984-86)	0-2

STEELERS ALL-TIME INDIVIDUAL LEADERS

STEELERS CAREER TOTAL YARDS FROM SCRIMMAGE LEADERS

Rank	Player	Tot. Yds.	Rush.	Rec.
1.	Franco Harris (1972-83).....	14,234	11,950	2,284
2.	Hines Ward (1998-11).....	12,511	428	12,083
3.	Jerome Bettis (1996-05).....	11,377	10,571	806
4.	John Stallworth (1974-87).....	8,834	111	8,723
5.	Louis Lipps (1984-91).....	6,406	388	6,018
6.	Willie Parker (2004-09).....	6,075	5,378	697
7.	Heath Miller (2005-14).....	6,040	6	6,034
8.	Lynn Swann (1974-82).....	5,534	72	5,462
9.	Dick Hoak (1961-70).....	5,417	3,965	1,452
10.	Antonio Brown (2010-14).....	5,341	82	5,259
11.	John Henry Johnson (1960-65).....	5,195	4,381	814
12.	Merril Hoge (1987-93).....	5,169	3,115	2,054
13.	Rocky Bleier (1968, 1971-80).....	5,159	3,865	1,294
14.	Elbie Nickel (1947-57).....	5,131	0	5,131
15.	Ray Mathews (1951-59).....	4,976	1,057	3,919
16.	Frank Pollard (1980-88).....	4,861	3,989	872
17.	Barry Foster (1990-94).....	4,747	3,943	804
18.	Buddy Dial (1959-63).....	4,737	14	4,723
19.	Walter Abercrombie (1982-87).....	4,696	3,343	1,353
20.	Fran Rogel (1950-57).....	4,358	3,271	1,087

ACTIVE CAREER YARDS FROM SCRIMMAGE LEADERS

Rank	Player	Tot. Yds.	Rush.	Rec.
1.	Heath Miller (2005-14).....	6,040	6	6,034
2.	Antonio Brown (2010-14).....	5,341	82	5,259
3.	Le'Veon Bell (2013-14).....	3,474	2,221	1,253
4.	Ben Roethlisberger (2004-14).....	1,154	1,162	-8
5.	Markus Wheaton (2013-14).....	727	19	708

STEELERS ALL-TIME INDIVIDUAL LEADERS

STEELERS ALL-TIME PASSING LEADERS

Rank	Player	Att.	Comp.	Yards	Pct.	TDs	Int.	Rtg.
1.	Ben Roethlisberger (2004-14)	4,954	3,157	39,057	63.7	251	131	93.9
2.	Terry Bradshaw (1970-83)	3,901	2,025	27,989	51.9	212	210	70.9
3.	Kordell Stewart (1995-02)	2,107	1,190	13,328	56.5	70	72	72.3
4.	Neil O'Donnell (1990-95)	1,871	1,069	12,867	57.1	68	39	81.8
5.	Bubby Brister (1986-92)	1,477	776	10,104	52.5	51	57	69.8
6.	Bobby Layne (1958-62)	1,156	569	9,030	49.2	66	81	65.5
7.	Jim Finks (1949-55)	1,382	661	8,622	47.8	55	88	54.7
8.	Mark Malone (1980-87)	1,374	690	8,582	50.2	54	68	62.4
9.	Tommy Maddox (2001-05)	1,036	603	7,139	58.2	42	40	76.7
10.	Mike Tomczak (1993-99)	973	546	6,649	56.1	37	43	71.6
11.	Ed Brown (1962-65)	736	339	5,821	46.1	38	50	62.3
12.	Bill Nelsen (1963-67)	591	274	4,440	46.4	27	30	66.1
13.	Dick Shiner (1968-69)	513	245	3,278	47.8	25	27	62.8
14.	Cliff Stoudt (1977-83)	479	244	3,217	50.9	14	28	57.9
15.	David Woodley (1984-85)	339	179	2,630	52.8	14	21	66.4
16.	Kent Nix (1967-69)	451	217	2,597	48.1	14	33	46.0
17.	Terry Hanratty (1969-75)	417	159	2,478	38.1	24	34	43.8
18.	Earl Morrall (1957-58)	335	155	2,175	46.3	12	19	56.0
19.	Joe Gilliam (1972-75)	331	147	2,103	44.4	9	17	53.2
20.	Charlie Batch (2002-12)	278	165	2,069	59.4	12	12	79.0

ACTIVE PASSING LEADERS

Rank	Player	Att.	Comp.	Yards	Pct.	TDs	Int.	Rtg.
1.	Ben Roethlisberger (2004-14)	4,954	3,157	39,057	63.7	251	131	93.9
2.	Bruce Gradkowski (2013-14)	0	0	0	0.0	0	0	0.0
3.	Landry Jones (2013-14)	0	0	0	0.0	0	0	0.0

STEELERS ALL-TIME INDIVIDUAL LEADERS

STEELERS ALL-TIME RUSHING LEADERS

Rank	Player	Att.	Yds.	Avg.	TDs
1.	Franco Harris (1972-83)	2,881	11,950	4.1	91
2.	Jerome Bettis (1996-05)	2,683	10,571	3.9	78
3.	Willie Parker (2004-09)	1,253	5,378	4.3	24
4.	John Henry Johnson (1960-65)	1,006	4,381	4.4	26
5.	Frank Pollard (1980-88)	953	3,989	4.2	20
6.	Dick Hoak (1961-70)	1,132	3,965	3.5	25
7.	Barry Foster (1990-94)	915	3,943	4.3	26
8.	Rocky Bleier (1968, 1971-80)	928	3,865	4.2	23
9.	Rashard Mendenhall (2008-12)	864	3,549	4.1	29
10.	Walter Abercrombie (1982-87)	842	3,343	4.0	22
11.	Fran Rogel (1950-57)	900	3,271	3.6	17
12.	Merril Hoge (1987-93)	819	3,115	3.8	21
13.	John Fuqua (1970-76)	699	2,942	4.2	21
14.	Tom Tracy (1958-63)	737	2,717	3.7	15
15.	Kordell Stewart (1995-02)	496	2,561	5.2	35
16.	Terry Bradshaw (1970-83)	444	2,257	5.1	32
17.	Preston Pearson (1970-74)	573	2,243	3.9	8
18.	Le'Veon Bell (2013-14)	534	2,221	4.2	16
19.	Lynn Chandnois (1950-56)	593	1,934	3.3	16
20.	Earnest Jackson (1986-88)	470	1,921	4.1	9

ACTIVE RUSHING LEADERS

Rank	Player	Att.	Yds.	Avg.	TDs
1.	Le'Veon Bell (2013-14)	534	2,221	4.2	16
2.	Ben Roethlisberger (2004-14)	379	1,162	3.1	15
3.	Antonio Brown (2010-14)	25	82	3.3	0

STEELERS ALL-TIME INDIVIDUAL LEADERS

STEELERS ALL-TIME RECEIVING LEADERS

Rank	Player	No.	Yds.	Avg.	TDs
1.	Hines Ward (1998-11)	1,000	12,083	12.1	85
2.	John Stallworth (1974-87)	537	8,723	16.2	63
3.	Heath Miller (2005-14)	532	6,034	11.3	43
4.	Antonio Brown (2010-14)	390	5,259	13.5	28
5.	Louis Lipps (1984-91)	358	6,018	16.8	39
6.	Lynn Swann (1974-82)	336	5,462	16.3	51
7.	Elbie Nickel (1947-57)	329	5,131	15.6	37
8.	Franco Harris (1972-83)	306	2,284	7.5	9
9.	Plaxico Burress (2000-04, 2012-13)	264	4,206	15.9	23
10.	Charles Johnson (1994-98)	247	3,400	13.8	15
11.	Merril Hoge (1987-93)	241	2,054	8.5	13
12.	Mike Wallace (2009-12)	235	4,042	17.2	32
	Santonio Holmes (2006-09)	235	3,835	16.3	20
14.	Ray Mathews (1951-59)	230	3,919	17.0	34
15.	Yancey Thigpen (1992-97)	222	3,651	16.4	21
16.	Buddy Dial (1959-63)	219	4,723	21.6	42
17.	Bennie Cunningham (1976-85)	202	2,879	14.3	20
18.	Roy Jefferson (1965-69)	199	3,671	18.4	29
19.	Eric Green (1990-94)	198	2,681	13.5	24
20.	Antwaan Randle El (2002-05, 2010)	184	2,265	12.3	7

ACTIVE RECEIVING LEADERS

Rank	Player	No.	Yds.	Avg.	TDs
1.	Heath Miller (2005-14)	532	6,034	11.3	43
2.	Antonio Brown (2010-14)	390	5,259	13.5	28
3.	Le'Veon Bell (2013-14)	128	1,253	9.8	3
4.	Markus Wheaton (2013-14)	59	708	12.0	2
5.	Matt Spaeth (2007-2010, 2013-14)	40	332	8.3	7

STEELERS ALL-TIME INDIVIDUAL LEADERS

STEELERS ALL-TIME SCORING LEADERS

Rank	Player	TDs	PATs	FGs	Pts
1.	Gary Anderson (1982-94).....	0	416	309	1,343
2.	Jeff Reed (2002-10).....	0	307	204	919
3.	Roy Gerela (1971-78).....	0	293	146	731
4.	Franco Harris (1972-83).....	100	0	0	600
5.	Shaun Suisham (2010-14).....	0	173	124	545
6.	Hines Ward (1998-11).....	86	**5	0	526
7.	Jerome Bettis (1996-05).....	80	**1	0	482
8.	Norm Johnson (1995-98).....	0	137	105	452
9.	John Stallworth (1974-87).....	64	0	0	384
10.	Kris Brown (1999-01).....	0	96	80	336
11.	Lynn Swann (1974-82).....	53	0	0	318
12.	Mike Clark (1964-67).....	0	116	57	287
13.	Lou Michaels (1961-63).....	0	91	62	277
14.	Louis Lipps (1984-91).....	46	0	0	276
15.	Heath Miller (2005-14).....	43	**2	0	262
16.	Ray Mathews (1951-59).....	43	1	0	@261
17.	Buddy Dial (1959-63).....	42	0	0	252
18.	Kordell Stewart (1995-02).....	40	0	0	240
19.	Elbie Nickel (1947-57).....	37	0	0	222
20.	Merril Hoge (1987-93).....	34	0	0	204

**2-pt. Conversion

@ Includes one safety

ACTIVE SCORING LEADERS

Rank	Player	TDs	PATs	FGs	Pts
1.	Shaun Suisham (2010-14).....	0	173	124	545
2.	Heath Miller (2005-14).....	43	**2	0	262
3.	Antonio Brown (2010-14).....	32	*1	0	194
4.	Le'Veon Bell (2013-14).....	19	0	0	114
5.	Ben Roethlisberger (2004-14).....	15	0	0	90

**2-pt. Conversion

STEELERS ALL-TIME INDIVIDUAL LEADERS

STEELERS ALL-TIME INTERCEPTION LEADERS

Rank	Player	Int.	Yds.	Avg.	TDs
1.	Mel Blount (1970-83).....	57	736	12.9	2
2.	Jack Butler (1951-59).....	52	827	15.9	4
3.	Donnie Shell (1974-87)	51	490	9.6	2
4.	Rod Woodson (1987-96)	38	779	20.5	5
5.	Dwayne Woodruff (1979-90)	37	689	18.6	3
6.	Mike Wagner (1971-80).....	36	491	13.6	0
7.	Troy Polamalu (2003-14).....	32	398	12.4	3
	Darren Perry (1992-98)	32	574	17.9	1
	Jack Ham (1971-82).....	32	218	6.8	1
10.	Jack Lambert (1974-84)	28	243	8.7	0

ACTIVE INTERCEPTION LEADERS

Rank	Player	Int.	Yds.	Avg.	TDs
1.	Troy Polamalu (2003-14).....	32	398	12.4	3
2.	Ike Taylor (2003-14).....	14	151	10.8	1
3.	Lawrence Timmons (2007-14)	9	200	22.2	1
4.	William Gay (2007-2011, 2013-14).....	7	158	22.6	4
5.	Cortez Allen (2011-14)	6	76	12.7	1

STEELERS ALL-TIME INDIVIDUAL LEADERS

STEELERS ALL-TIME SACK LEADERS

Rank	Player	QB Sacks
1.	Jason Gildon (1994-03)	77.0
2.	L.C. Greenwood (1969-81)	73.5
3.	James Harrison (2002, 2004-12, 2014)	69.5
4.	Joe Greene (1969-81)	66.0
5.	Joey Porter (1999-06).....	60.0
6.	Keith Willis (1982-91)	59.0
7.	LaMarr Woodley (2007-13).....	57.0
8.	Greg Lloyd (1988-97)	53.5
9.	Dwight White (1971-80).....	46.0
10.	Aaron Smith (1999-11)	44.0
11.	Ernie Holmes (1972-77)	40.0
12.	Kevin Greene (1993-95)	35.5
13.	Gary Dunn (1976-87).....	35.0
14.	Clark Haggans (2000-07)	32.5
15.	Steve Furness (1972-80).....	32.0
16.	Chad Brown (1993-96, 2006)	31.0
	Mike Merriweather (1982-87).....	31.0
18.	Brett Keisel (2002-14)	30.0
	James Farrior (2002-11)	30.0
20.	Robin Cole (1977-87)	27.0

ACTIVE SACK LEADERS

Rank	Player	QB Sacks
1.	James Harrison (2002, 2004-12, 2014)	69.5
2.	Brett Keisel (2002-14).....	30.0
3.	Lawrence Timmons (2007-14).....	28.0
4.	Jason Worilds (2010-14)	25.5
5.	Cameron Heyward (2011-14)	15.0

STEELERS ALL-TIME INDIVIDUAL LEADERS

STEELERS ALL-TIME FUMBLE RECOVERY LEADERS

Rank	Player	Fum. Rec.	TDs
1.	Ernie Stautner (1950-63).....	23	0
2.	Jack Ham (1971-82).....	21	1
3.	Donnie Shell (1974-87)	19	2
4.	John Reger (1955-63)	17	1
5.	Jack Lambert (1974-84)	16	0
6.	Carnell Lake (1989-98)	15	2
	Greg Lloyd (1988-97)	15	0
	Joe Greene (1969-81)	15	0
9.	Robin Cole (1977-87)	14	0
	L.C. Greenwood (1969-81)	14	0

ACTIVE FUMBLE RECOVERY LEADERS

Rank	Player	Fum. Rec.	TDs
1.	Brett Keisel (2002-14)	9	0
2.	Troy Polamalu (2003-14)	7	2
	James Harrison (2002, 2004-12, 2014).....	7	1
	Lawrence Timmons (2007-14)	7	0
5.	Ike Taylor	4	0



2014 Final Rosters

- ✦ **Depth Chart/Final Rosters**
- ✦ **Roster Moves**
- ✦ **How the 2014 Steelers Were Built**



2014 PITTSBURGH STEELERS DEPTH CHART

OFFENSE

WR	84	ANTONIO BROWN (5-10, 186, 5)	<u>10</u>	<u>Martavis Bryant (6-4, 211, R)</u>		
LT	68	KELVIN BEACHUM (6-3, 303, 3)	76	Mike Adams (6-7, 323, 3)		
LG	73	RAMON FOSTER (6-6, 325, 6)	74	Chris Hubbard (6-4, 286, 1)		
C	53	MAURKICE POUNCEY (6-4, 304, 5)	72	Cody Wallace (6-4, 300, 5)		
RG	66	DAVID DECASTRO (6-5, 316, 3)				
RT	77	MARCUS GILBERT (6-6, 330, 4)	76	Mike Adams (6-7, 323, 3)		
TE	83	HEATH MILLER (6-5, 256, 10)	89	Matt Spaeth (6-7, 260, 8)	82	Michael Palmer (6-5, 252, 5)
RB	26	LE'VEON BELL (6-1, 244, 2)	<u>13</u>	<u>Dri Archer (5-8, 173, R)</u>	<u>40</u>	<u>Josh Harris (5-11, 210, R)</u>
					34	Ben Tate (5-10, 220, 5)
FB	46	WILL JOHNSON (6-2, 238, 3)				
QB	7	BEN ROETHLISBERGER (6-5, 241, 11)	5	Bruce Gradkowski (6-1, 220, 9)	3	Landry Jones (6-3, 221, 2)
WR	11	MARKUS WHEATON (5-11, 182, 2)	16	Lance Moore (5-9, 190, 9)	85	Darius Heyward-Bey (6-2, 219, 6)

DEFENSE

LDE	97	CAMERON HEYWARD (6-5, 288, 4)	96	Cam Thomas (6-4, 330, 5)		
NT	90	STEVE MCLENDON (6-4, 320, 5)	<u>62</u>	<u>Daniel McCullers (6-7, 352, R)</u>		
RDE	<u>91</u>	<u>STEPHON TUITT (6-5, 303, R)</u>	71	Clifton Geathers (6-8, 325, 5)		
LOLB	93	JASON WORILDS (6-2, 262, 5)	55	Arthur Moats (6-2, 250, 5)		
LILB	<u>50</u>	<u>RYAN SHAZIER (6-1, 237, R)</u>	51	Sean Spence (5-11, 231, 3)	57	Terence Garvin (6-3, 221, 2)
RILB	94	LAWRENCE TIMMONS (6-1, 234, 8)	98	Vince Williams (6-1, 250, 2)		
ROLB	92	JAMES HARRISON (6-0, 275, 12)	95	Jarvis Jones (6-2, 245, 2)		
LCB	22	WILLIAM GAY (5-10, 190, 8)	41	Antwon Blake (5-9, 198, 3)		
FS	23	MIKE MITCHELL (6-0, 210, 6)	20	Will Allen (6-1, 200, 11)	21	Robert Golden (5-11, 202, 3)
SS	43	TROY POLAMALU (5-10, 207, 12)	29	Shamarko Thomas (5-9, 217, 2)	35	Ross Ventrone (5-8, 195, 2)
RCB	24	IKE TAYLOR (6-2, 195, 12)	25	Brice McCain (5-9, 187, 6)	39	B.W. Webb (5-11, 190, 2)

SPECIAL TEAMS

P	9	BRAD WING (6-3, 205, 1)				
PK	6	SHAUN SUISHAM (6-0, 200, 10)				
LS	60	GREG WARREN (6-3, 252, 10)				
H	9	BRAD WING (6-3, 205, 1)				
KR	11	MARKUS WHEATON (5-11, 182, 2)	<u>13</u>	<u>Dri Archer (5-8, 173, R)</u>	<u>40</u>	<u>Josh Harris (5-11, 210, R)</u>
PR	84	ANTONIO BROWN (5-10, 186, 5)	<u>13</u>	<u>Dri Archer (5-8, 173, R)</u>	11	Markus Wheaton (5-11, 182, 2)

- Rookie

Dri Archer(Dree)
 Le'Veon Bell(Lay-vee-on)
 Ramon Foster.....(Ruh-moan)
 Troy Polamalu(Pole-uh-mah-lu)
 Ben Roethlisberger.....(Roth-lis-ber-ger)
 Ryan Shazier(Shay-zier)

Matt Spaeth(Spayth)
 Shaun Suisham(Swee-zum)
 Shamarko Thomas(Shuh-mar-ko)
 Stephon Tuitt(Steff-on)
 Jason Worilds(Worlds)

PITTSBURGH STEELERS 2014 ALPHABETICAL ROSTER

NO	NAME	POS	HT	WT	DOB	AGE	EXP	COLLEGE	BIRTHPLACE	HOW ACQ	2014 GP/GS
76	Adams, Mike	OT	6-7	323	03/10/90	24	3	Ohio State	Farrell, PA	D2 '12	16/4
20	Allen, Will	S	6-1	200	06/17/82	32	11	Ohio State	Dayton, OH	FA '13	16/4
13	Archer, Dri	WR/RB	5-8	173	08/09/91	23	R	Kent State	Laurel, FL	D3 '14	12/0
68	Beachum, Kelvin	T/G	6-3	303	06/08/89	25	3	SMU	Mexia, TX	D7d '12	16/16
26	Bell, Le'Veon	RB	6-1	244	02/18/92	22	2	Michigan State	Reynoldsburg, OH	D2 '13	16/16
41	Blake, Antwon	CB	5-9	198	08/09/90	24	3	UTEP	Houston, TX	W '13 (JAX)	16/1
84	Brown, Antonio	WR	5-10	186	07/10/88	26	5	Central Michigan	Miami, FL	D6b '10	16/16
10	Bryant, Martavis	WR	6-4	211	12/20/91	23	R	Clemson	Calhoun Falls, SC	D4 '14	10/3
66	DeCastro, David	G	6-5	316	01/11/90	25	3	Stanford	Bellevue, WA	D1 '12	16/16
73	Foster, Ramon	G	6-6	325	01/07/86	29	6	Tennessee	Henning, TN	FA '09	14/14
57	Garvin, Terence	LB	6-3	221	01/01/91	24	2	West Virginia	Baltimore, MD	FA '13	16/0
22	Gay, William	CB	5-10	190	01/01/85	30	8	Louisville	Tallahassee, FL	FA '13	16/13
71	Geathers, Clifton	DE	6-8	325	12/11/87	27	5	South Carolina	Georgetown, SC	FA '14	0/0
77	Gilbert, Marcus	OT	6-6	330	02/15/88	26	4	Florida	Fort Lauderdale, FL	D2 '11	12/12
21	Golden, Robert	S	5-11	202	09/13/90	24	3	Arizona	Fresno, CA	FA '12	16/0
5	Gradkowski, Bruce	QB	6-1	220	01/27/83	31	9	Toledo	Pittsburgh, PA	UFA '13 (CIN)	1/0
40	Harris, Josh	RB	5-11	210	01/22/91	23	R	Wake Forest	Duncanville, TX	FA '14	5/0
92	Harrison, James	LB	6-0	275	05/04/78	36	12	Kent State	Akron, OH	FA '14	11/3
97	Heyward, Cameron	DE	6-5	288	05/06/89	25	4	Ohio State	Pittsburgh, PA	D1 '11	16/16
85	Heyward-Bey, Darrius	WR	6-2	219	02/26/87	27	6	Maryland	Silver Spring, MD	UFA '14 (IND)	16/1
74	Hubbard, Chris	G	6-4	286	04/23/91	23	1	UAB	Columbus, GA	FA '13	2/0
46	Johnson, Will	FB	6-2	238	11/14/89	25	3	West Virginia	Dayton, OH	FA '12	16/5
95	Jones, Jarvis	LB	6-2	245	10/13/89	25	2	Georgia	Richland, GA	D1 '13	7/3
3	Jones, Landry	QB	6-3	221	04/04/89	25	2	Oklahoma	Artesia, NM	D4b '13	0/0
25	McCain, Brice	CB	5-9	187	12/10/86	28	6	Utah	Terrell, TX	FA '14	14/9
62	McCullers, Daniel	DL	6-7	352	08/11/92	22	R	Tennessee	Raleigh, NC	D6b '14	9/1
90	McLendon, Steve	NT	6-4	320	01/03/86	29	5	Troy	Ozark, AL	FA '09	12/11
83	Miller, Heath	TE	6-5	256	10/22/82	32	10	Virginia	Swords Creek, VA	D1 '05	16/16
23	Mitchell, Mike	S	6-0	210	06/10/87	27	6	Ohio	Fort Thomas, KY	UFA '14 (CAR)	16/16
55	Moats, Arthur	LB	6-2	250	03/14/88	26	5	James Madison	Portsmouth, VA	UFA '14 (BUF)	16/10
16	Moore, Lance	WR	5-9	190	08/31/83	31	9	Toledo	Columbus, OH	FA '14	14/2
82	Palmer, Michael	TE	6-5	252	01/18/88	26	5	Clemson	Stone Mountain, GA	W '13 (SEA)	15/1
43	Polamalu, Troy	S	5-10	207	04/19/81	33	12	Southern California	Santa Ana, CA	D1 '03	12/12
53	Pouncey, Maurkice	C	6-4	304	07/24/89	25	5	Florida	Lakeland, FL	D1 '10	16/16
7	Roethlisberger, Ben	QB	6-5	241	03/02/82	32	11	Miami (OH)	Cory Rawson, OH	D1 '04	16/16
50	Shazier, Ryan	LB	6-1	237	09/06/92	22	R	Ohio State	Fort Lauderdale, FL	D1 '14	9/5
89	Spaeth, Matt	TE	6-7	260	11/24/83	31	8	Minnesota	St. Michael, MN	FA '13	15/8
51	Spence, Sean	LB	5-11	231	06/07/90	24	3	Miami	Miami, FL	D3 '12	16/8
6	Suisham, Shaun	K	6-0	200	12/29/81	33	10	Bowling Green	Wallaceburg, Ontario	FA '10	16/0
34	Tate, Ben	RB	5-10	220	08/21/88	26	5	Auburn	Newark, MD	FA '14	0/0
24	Taylor, Ike	CB	6-2	195	05/05/80	34	12	LA-Lafayette	Gretna, LA	D4 '03	5/5
96	Thomas, Cam	DT	6-4	330	12/12/86	28	5	North Carolina	Cheraw, SC	UFA '14 (SD)	16/9
29	Thomas, Shamarko	S	5-9	217	02/23/91	23	2	Syracuse	Virginia Beach, VA	D4a '13	11/0
94	Timmons, Lawrence	LB	6-1	234	05/14/86	28	8	Florida State	Florence, SC	D1 '07	16/16
91	Tuitt, Stephon	DE	6-5	303	05/23/93	21	R	Notre Dame	Miami, FL	D2 '14	16/4
35	Ventrone, Ross	S	5-8	195	09/27/86	28	2	Villanova	Bridgeville, PA	FA '13	9/0
72	Wallace, Cody	C/G	6-4	300	11/26/84	30	5	Texas A&M	Cuero, TX	FA '13	15/2
60	Warren, Greg	LS	6-3	252	10/18/81	33	10	North Carolina	Goldsboro, NC	FA '05	16/0
39	Webb, B.W.	CB	5-11	190	05/03/90	24	2	William & Mary	Newport News, VA	W '14 (DAL)	10/0
11	Wheaton, Markus	WR	5-11	182	02/07/91	23	2	Oregon State	Chandler, AZ	D3 '13	16/11
98	Williams, Vince	LB	6-1	250	12/27/89	25	2	Florida State	Davenport, FL	D6b '13	16/3
9	Wing, Brad	P	6-3	205	01/27/91	23	1	LSU	Melbourne, Australia	FA '14	16/0
93	Worilds, Jason	LB	6-2	262	03/03/88	26	5	Virginia Tech	Carteret, NJ	D2 '10	16/16
PRACTICE SQUAD											
87	Blanchflower, Rob	TE	6-4	256	06/08/90	24	R	Massachusetts	Leominster, MA	D7 '14	0/0
88	Coale, Danny	WR	6-0	187	06/27/88	26	1	Virginia Tech	Lexington, VA	FA '14	0/0
30	Fogg, Kevin	CB	5-10	185	10/06/90	24	R	Liberty	Raleigh, NC	FA '14	0/0
18	Goodwin, C.J.	WR	6-3	190	02/04/90	24	R	California University (PA)	Wheeling, WV	FA '14	0/0
79	Hemer, Ethan	DE	6-6	285	03/30/91	23	R	Wisconsin	Medford, WI	FA '14	0/0
44	Jones, Howard	LB	6-4	238	02/10/90	24	R	Shepherd	Woodbridge, VA	FA '14	0/0
65	Kruger, Joe	DL	6-6	287	06/04/92	22	1	Utah	Orem, UT	FA '14	0/0
67	Patrick, Ronald	OL	6-1	310	11/01/91	23	R	South Carolina	Cocoa, FL	FA '14	0/0
49	Perkins, LaDarius	RB	5-7	195	09/18/90	24	R	Mississippi State	Greenville, MS	FA '14	0/0
78	Villanueva, Alejandro	OL	6-9	277	09/22/88	26	R	Army	Meridian, MI	FA '14	0/0
PRACTICE SQUAD; INJURED											
14	Benford, Tim	WR	5-11	198	09/07/89	25	1	Tennessee Tech	Red Bank, TN	FA '14	0/0
RESERVE/INJURED LIST											
28	Allen, Cortez	CB	6-1	196	10/29/88	26	4	The Citadel	Ocala, FL	D4 '11	11/7
99	Keisel, Brett	DE	6-5	285	09/19/78	36	13	Brigham Young	Greybull, WY	D7b '02	12/4
56	Zumwalt, Jordan	LB	6-4	235	10/13/91	23	R	UCLA	LaHabra, CA	D6a '14	0/0

Experience Includes 2014 Season
Number of Players on Active Roster: 53

Head Coach: Mike Tomlin
Assistant Coaches: John Mitchell (asst head coach/defensive line); Dick LeBeau (defensive coordinator); Todd Haley (offensive coordinator); Danny Smith (special teams coordinator); Keith Butler (linebackers); James Daniel (tight ends); Randy Fichtner (quarterbacks); Carnell Lake (defensive backs); Richard Mann (wide receivers); Mike Munchak (offensive line); James Saxon (running backs); Jerry Olsavsky (defensive asst); Joey Porter (defensive asst); Shaun Sarrett (offensive asst); Garrett Giemont (strength and conditioning); Marcel Pastoor (asst strength and conditioning).

PITTSBURGH STEELERS 2014 NUMERICAL ROSTER

NO	NAME	POS	HT	WT	DOB	AGE	EXP	COLLEGE	BIRTHPLACE	HOW ACQ	2014 GP/GS
3	Landry Jones	QB	6-3	221	04/04/89	25	2	Oklahoma	Artesia, NM	D4b '13	0/0
5	Bruce Gradkowski	QB	6-1	220	01/27/83	31	9	Toledo	Pittsburgh, PA	UFA '13 (CIN)	1/0
6	Shaun Suisham	K	6-0	200	12/29/81	33	10	Bowling Green	Wallaceburg, Ontario	FA '10	16/0
7	Ben Roethlisberger	QB	6-5	241	03/02/82	32	11	Miami (OH)	Cory Rawson, OH	D1 '04	16/16
9	Brad Wing	P	6-3	205	01/27/91	23	1	LSU	Melbourne, Australia	FA '14	16/0
10	Martavis Bryant	WR	6-4	211	12/20/91	23	R	Clemson	Calhoun Falls, SC	D4 '14	10/3
11	Markus Wheaton	WR	5-11	182	02/07/91	23	2	Oregon State	Chandler, AZ	D3 '13	16/11
13	Dri Archer	WR/RB	5-8	173	08/09/91	23	R	Kent State	Laurel, FL	D3 '14	12/0
16	Lance Moore	WR	5-9	190	08/31/83	31	9	Toledo	Columbus, OH	FA '14	14/2
20	Will Allen	S	6-1	200	06/17/82	32	11	Ohio State	Dayton, OH	FA '13	16/4
21	Robert Golden	S	5-11	202	09/13/90	24	3	Arizona	Fresno, CA	FA '12	16/0
22	William Gay	CB	5-10	190	01/01/85	30	8	Louisville	Tallahassee, FL	FA '13	16/13
23	Mike Mitchell	S	6-0	210	06/10/87	27	6	Ohio	Fort Thomas, KY	UFA '14 (CAR)	16/16
24	Ike Taylor	CB	6-2	195	05/05/80	34	12	LA-Lafayette	Gretna, LA	D4 '03	5/5
25	Brice McCain	CB	5-9	187	12/10/86	28	6	Utah	Terrell, TX	FA '14	14/9
26	Le'Veon Bell	RB	6-1	244	02/18/92	22	2	Michigan State	Reynoldsburg, OH	D2 '13	16/16
29	Shamarko Thomas	S	5-9	217	02/23/91	23	2	Syracuse	Virginia Beach, VA	D4a '13	11/0
34	Ben Tate	RB	5-10	220	08/21/88	26	5	Auburn	Newark, MD	FA '14	0/0
35	Ross Ventrone	S	5-8	195	09/27/86	28	2	Villanova	Bridgeville, PA	FA '13	9/0
39	B.W. Webb	CB	5-11	190	05/03/90	24	2	William & Mary	Newport News, VA	W'14 (DAL)	10/0
40	Josh Harris	RB	5-11	210	01/22/91	23	R	Wake Forest	Duncanville, TX	FA '14	5/0
41	Antwon Blake	CB	5-9	198	08/09/90	24	3	UTEP	Houston, TX	W '13 (JAX)	16/1
43	Troy Polamalu	S	5-10	207	04/19/81	33	12	Southern California	Santa Ana, CA	D1 '03	12/12
46	Will Johnson	FB	6-2	238	11/14/88	26	3	West Virginia	Dayton, OH	FA '12	16/5
50	Ryan Shazier	LB	6-1	237	09/06/92	22	R	Ohio State	Fort Lauderdale, FL	D1 '14	9/5
51	Sean Spence	LB	5-11	231	06/07/90	24	3	Miami	Miami, FL	D3 '12	16/8
53	Maurkice Pouncey	C	6-4	304	07/24/89	25	5	Florida	Lakeland, FL	D1 '10	16/16
55	Arthur Moats	LB	6-2	250	03/14/88	26	5	James Madison	Portsmouth, VA	UFA '14 (BUF)	16/10
57	Terence Garvin	LB	6-3	221	01/01/91	24	2	West Virginia	Baltimore, MD	FA '13	16/0
60	Greg Warren	LS	6-3	252	10/18/81	33	10	North Carolina	Goldsboro, NC	FA '05	16/0
62	Daniel McCullers	DL	6-7	352	08/11/92	22	R	Tennessee	Raleigh, NC	D6b '14	9/1
66	David DeCastro	G	6-5	316	01/11/90	25	3	Stanford	Bellevue, WA	D1 '12	16/16
68	Kelvin Beachum	T/G	6-3	303	06/08/89	25	3	SMU	Mexia, TX	D7d '12	16/16
71	Clifton Geathers	DE	6-8	325	12/11/87	27	5	South Carolina	Georgetown, SC	FA '14	0/0
72	Cody Wallace	C/G	6-4	300	11/26/84	30	5	Texas A&M	Cuero, TX	FA '13	15/2
73	Ramon Foster	G	6-6	325	01/07/86	29	6	Tennessee	Henning, TN	FA '09	14/14
74	Chris Hubbard	G	6-4	286	04/23/91	23	1	UAB	Columbus, GA	FA '13	2/0
76	Mike Adams	OT	6-7	323	03/10/90	24	3	Ohio State	Farrell, PA	D2 '12	16/4
77	Marcus Gilbert	OT	6-6	330	02/15/88	26	4	Florida	Fort Lauderdale, FL	D2 '11	12/12
82	Michael Palmer	TE	6-5	252	01/18/88	26	5	Clemson	Stone Mountain, GA	W '13 (SEA)	15/1
83	Heath Miller	TE	6-5	256	10/22/82	32	10	Virginia	Swords Creek, VA	D1 '05	16/16
84	Antonio Brown	WR	5-10	186	07/10/88	26	5	Central Michigan	Miami, FL	D6b '10	16/16
85	Darius Heyward-Bey	WR	6-2	219	02/26/87	27	6	Maryland	Silver Spring, MD	UFA '14 (IND)	16/1
89	Matt Spaeth	TE	6-7	260	11/24/83	31	8	Minnesota	St. Michael, MN	FA '13	15/8
90	Steve McLendon	NT	6-4	320	01/03/86	29	5	Troy	Ozark, AL	FA '09	12/11
91	Stephon Tuitt	DE	6-5	303	05/23/93	21	R	Notre Dame	Miami, FL	D2 '14	16/4
92	James Harrison	LB	6-0	275	05/04/78	36	12	Kent State	Akron, OH	FA '14	11/3
93	Jason Worilds	LB	6-2	262	03/03/88	26	5	Virginia Tech	Carteret, NJ	D2 '10	16/16
94	Lawrence Timmons	LB	6-1	234	05/14/86	28	8	Florida State	Florence, SC	D1 '07	16/16
95	Jarvis Jones	LB	6-2	245	10/13/89	25	2	Georgia	Richland, GA	D1 '13	7/3
96	Cam Thomas	DT	6-4	330	12/12/86	28	5	North Carolina	Cheraw, SC	UFA '14 (SD)	16/9
97	Cameron Heyward	DE	6-5	288	05/06/89	25	4	Ohio State	Pittsburgh, PA	D1 '11	16/16
98	Vince Williams	LB	6-1	250	12/27/89	25	2	Florida State	Davenport, FL	D6b '13	16/3

PRACTICE SQUAD

18	C.J. Goodwin	WR	6-3	190	02/04/90	24	R	California University (PA)	Wheeling, WV	FA '14	0/0
30	Kevin Fogg	CB	5-10	185	10/06/90	24	R	Liberty	Raleigh, NC	FA '14	0/0
44	Howard Jones	LB	6-4	238	02/10/90	24	R	Shepherd	Woodbridge, VA	FA '14	0/0
49	LaDarius Perkins	RB	5-7	195	09/18/90	24	R	Mississippi State	Greenville, MS	FA '14	0/0
65	Joe Kruger	DL	6-6	287	06/04/92	22	1	Utah	Orem, UT	FA '14	0/0
67	Ronald Patrick	OL	6-1	310	11/01/91	23	R	South Carolina	Cocoa, FL	FA '14	0/0
78	Alejandro Villanueva	OL	6-9	277	09/22/88	26	R	Army	Meridian, MI	FA '14	0/0
79	Ethan Hemer	DE	6-6	285	03/30/91	23	R	Wisconsin	Medford, WI	FA '14	0/0
87	Rob Blanchflower	TE	6-4	256	06/08/90	24	R	Massachusetts	Leominster, MA	D7 '14	0/0
88	Danny Coale	WR	6-0	187	06/27/88	26	1	Virginia Tech	Lexington, VA	FA '14	0/0

PRACTICE SQUAD; INJURED

14	Tim Benford	WR	5-11	198	09/07/89	25	1	Tennessee Tech	Red Bank, TN	FA '14	0/0
----	-------------	----	------	-----	----------	----	---	----------------	--------------	--------	-----

RESERVE/INJURED LIST

28	Cortez Allen	CB	6-1	196	10/29/88	26	4	The Citadel	Ocala, FL	D4 '11	11/7
56	Jordan Zumwalt	LB	6-4	235	10/13/91	23	R	UCLA	LaHabra, CA	D6a '14	0/0
99	Brett Keisel	DE	6-5	285	09/19/78	36	13	Brigham Young	Greybull, WY	D7b '02	12/4

Experience Includes 2014 Season
Number of Players on Active Roster: 53

Head Coach: Mike Tomlin
Assistant Coaches: John Mitchell (asst head coach/defensive line); Dick LeBeau (defensive coordinator); Todd Haley (offensive coordinator); Danny Smith (special teams coordinator); Keith Butler (linebackers); James Daniel (tight ends); Randy Fichtner (quarterbacks); Carnell Lake (defensive backs); Richard Mann (wide receivers); Mike Munchak (offensive line); James Saxon (running backs); Jerry Olsavsky (defensive asst); Joey Porter (defensive asst); Shaun Sarrett (offensive asst); Garrett Giemont (strength and conditioning); Marcel Pastoor (asst strength and conditioning).

PITTSBURGH STEELERS 2014 POSITIONAL ROSTER

OFFENSE (27)

NO	NAME	POS	HT	WT	DOB	AGE	EXP	COLLEGE	BIRTHPLACE	HOW ACQ	2014 GP/GS
QUARTERBACKS (3)											
3	Landry Jones	QB	6-3	221	04/04/89	25	2	Oklahoma	Artesia, NM	D4b '13	0/0
5	Bruce Gradkowski	QB	6-1	220	01/27/83	31	9	Toledo	Pittsburgh, PA	UFA '13 (CIN)	1/0
7	Ben Roethlisberger	QB	6-5	241	03/02/82	32	11	Miami (OH)	Cory Rawson, OH	D1 '04	16/16
RUNNING BACKS (5)											
13	Dri Archer	WR/RB	5-8	173	08/09/91	23	R	Kent State	Laurel, FL	D3 '14	12/0
26	Le'Veon Bell	RB	6-1	244	02/18/92	22	2	Michigan State	Reynoldsburg, OH	D2 '13	16/16
34	Ben Tate	RB	5-10	220	08/21/88	26	5	Auburn	Newark, MD	FA '14	0/0
40	Josh Harris	RB	5-11	210	01/22/91	23	R	Wake Forest	Duncanville, TX	FA '14	5/0
46	Will Johnson	FB	6-2	238	11/14/88	26	3	West Virginia	Dayton, OH	FA '12	16/5
WIDE RECEIVERS (5)											
10	Martavis Bryant	WR	6-4	211	12/20/91	23	R	Clemson	Calhoun Falls, SC	D4 '14	10/3
11	Markus Wheaton	WR	5-11	182	02/07/91	23	2	Oregon State	Chandler, AZ	D3 '13	16/11
16	Lance Moore	WR	5-9	190	08/31/83	31	9	Toledo	Columbus, OH	FA '14	14/2
84	Antonio Brown	WR	5-10	186	07/10/88	26	5	Central Michigan	Miami, FL	D6b '10	16/16
85	Darius Heyward-Bey	WR	6-2	219	02/26/87	27	6	Maryland	Silver Spring, MD	UFA '14 (IND)	16/1
TIGHT ENDS (3)											
82	Michael Palmer	TE	6-5	252	01/18/88	26	5	Clemson	Stone Mountain, GA	W '13 (SEA)	15/1
83	Heath Miller	TE	6-5	256	10/22/82	32	10	Virginia	Swords Creek, VA	D1 '05	16/16
89	Matt Spaeth	TE	6-7	260	11/24/83	31	8	Minnesota	St. Michael, MN	FA '13	15/8
OFFENSIVE LINEMEN (8)											
53	Maurkice Pouncey	C	6-4	304	07/24/89	25	5	Florida	Lakeland, FL	D1 '10	16/16
66	David DeCastro	G	6-5	316	01/11/90	25	3	Stanford	Bellevue, WA	D1 '12	16/16
68	Kelvin Beachum	T/G	6-3	303	06/08/89	25	3	SMU	Mexia, TX	D7d '12	16/16
72	Cody Wallace	C/G	6-4	300	11/26/84	30	5	Texas A&M	Cuero, TX	FA '13	15/2
73	Ramon Foster	G	6-6	325	01/07/86	29	6	Tennessee	Henning, TN	FA '09	14/14
74	Chris Hubbard	G	6-4	286	04/23/91	23	1	UAB	Columbus, GA	FA '13	2/0
76	Mike Adams	OT	6-7	323	03/10/90	24	3	Ohio State	Farrell, PA	D2 '12	16/4
77	Marcus Gilbert	OT	6-6	330	02/15/88	26	4	Florida	Fort Lauderdale, FL	D2 '11	12/12
SPECIALISTS (3)											
6	Shaun Suisham	K	6-0	200	12/29/81	33	10	Bowling Green	Wallaceburg, Ontario	FA '10	16/0
9	Brad Wing	P	6-3	205	01/27/91	23	1	LSU	Melbourne, Australia	FA '14	16/0
60	Greg Warren	LS	6-3	252	10/18/81	33	10	North Carolina	Goldsboro, NC	FA '05	16/0

DEFENSE (26)

DEFENSIVE LINEMEN (6)											
62	Daniel McCullers	DL	6-7	352	08/11/92	22	R	Tennessee	Raleigh, NC	D6b '14	9/1
71	Clifton Geathers	DE	6-8	325	12/11/87	27	5	South Carolina	Georgetown, SC	FA '14	0/0
90	Steve McLendon	NT	6-4	320	01/03/86	29	5	Troy	Ozark, AL	FA '09	12/11
91	Stephon Tuitt	DE	6-5	303	05/23/93	21	R	Notre Dame	Miami, FL	D2 '14	16/4
96	Cam Thomas	DT	6-4	330	12/12/86	28	5	North Carolina	Cheraw, SC	UFA '14 (SD)	16/9
97	Cameron Heyward	DE	6-5	288	05/06/89	25	4	Ohio State	Pittsburgh, PA	D1 '11	16/16
LINEBACKERS (9)											
50	Ryan Shazier	LB	6-1	237	09/06/92	22	R	Ohio State	Fort Lauderdale, FL	D1 '14	9/5
51	Sean Spence	LB	5-11	231	06/07/90	24	3	Miami	Miami, FL	D3 '12	16/8
55	Arthur Moats	LB	6-2	250	03/14/88	26	5	James Madison	Portsmouth, VA	UFA '14 (BUF)	16/10
57	Terence Garvin	LB	6-3	221	01/01/91	24	2	West Virginia	Baltimore, MD	FA '13	16/0
92	James Harrison	LB	6-0	275	05/04/78	36	12	Kent State	Akron, OH	FA '14	11/3
93	Jason Worilds	LB	6-2	262	03/03/88	26	5	Virginia Tech	Carteret, NJ	D2 '10	16/16
94	Lawrence Timmons	LB	6-1	234	05/14/86	28	8	Florida State	Florence, SC	D1 '07	16/16
95	Jarvis Jones	LB	6-2	245	10/13/89	25	2	Georgia	Richland, GA	D1 '13	7/3
98	Vince Williams	LB	6-1	250	12/27/89	25	2	Florida State	Davenport, FL	D6b '13	16/3
DEFENSIVE BACKS (11)											
20	Will Allen	S	6-1	200	06/17/82	32	11	Ohio State	Dayton, OH	FA '13	16/4
21	Robert Golden	S	5-11	202	09/13/90	24	3	Arizona	Fresno, CA	FA '12	16/0
22	William Gay	CB	5-10	190	01/01/85	30	8	Louisville	Tallahassee, FL	FA '13	16/13
23	Mike Mitchell	S	6-0	210	06/10/87	27	6	Ohio	Fort Thomas, KY	UFA '14 (CAR)	16/16
24	Ike Taylor	CB	6-2	195	05/05/80	34	12	LA-Lafayette	Gretna, LA	D4 '03	5/5
25	Brice McCain	CB	5-9	187	12/10/86	28	6	Utah	Terrell, TX	FA '14	14/9
29	Shamarko Thomas	S	5-9	217	02/23/91	23	2	Syracuse	Virginia Beach, VA	D4a '13	11/0
35	Ross Ventrone	S	5-8	195	09/27/86	28	2	Villanova	Bridgeville, PA	FA '13	9/0
39	B.W. Webb	CB	5-11	190	05/03/90	24	2	William & Mary	Newport News, VA	W '14 (DAL)	10/0
41	Antwon Blake	CB	5-9	198	08/09/90	24	3	UTEP	Houston, TX	W '13 (JAX)	16/1
43	Troy Polamalu	S	5-10	207	04/19/81	33	12	Southern California	Santa Ana, CA	D1 '03	12/12
PRACTICE SQUAD											
18	C.J. Goodwin	WR	6-3	190	02/04/90	24	R	California University (PA)	Wheeling, WV	FA '14	0/0
30	Kevin Fogg	CB	5-10	185	10/06/90	24	R	Liberty	Raleigh, NC	FA '14	0/0
44	Howard Jones	LB	6-4	238	02/10/90	24	R	Shepherd	Woodbridge, VA	FA '14	0/0
49	LaDarius Perkins	RB	5-7	195	09/18/90	24	R	Mississippi State	Greenville, MS	FA '14	0/0
65	Joe Kruger	DL	6-6	287	06/04/92	22	1	Utah	Orem, UT	FA '14	0/0
67	Ronald Patrick	OL	6-1	310	11/01/91	23	R	South Carolina	Cocoa, FL	FA '14	0/0
78	Alejandro Villanueva	OL	6-9	277	09/22/88	26	R	Army	Meridian, MI	FA '14	0/0
79	Ethan Hemer	DE	6-6	285	03/30/91	23	R	Wisconsin	Medford, WI	FA '14	0/0
87	Rob Blanchflower	TE	6-4	256	06/08/90	24	R	Massachusetts	Leominster, MA	D7 '14	0/0
88	Danny Coale	WR	6-0	187	06/27/88	26	1	Virginia Tech	Lexington, VA	FA '14	0/0
PRACTICE SQUAD; INJURED											
14	Tim Benford	WR	5-11	198	09/07/89	25	1	Tennessee Tech	Red Bank, TN	FA '14	0/0
RESERVE/INJURED LIST											
28	Cortez Allen	CB	6-1	196	10/29/88	26	4	The Citadel	Ocala, FL	D4 '11	11/7
56	Jordan Zumwalt	LB	6-4	235	10/13/91	23	R	UCLA	LaHabra, CA	D6a '14	0/0
99	Brett Keisel	DE	6-5	285	09/19/78	36	13	Brigham Young	Greybull, WY	D7b '02	12/4

Experience Includes 2014 Season
Number of Players on Active Roster: 53

Head Coach: Mike Tomlin
Assistant Coaches: John Mitchell (asst head coach/defensive line); Dick LeBeau (defensive coordinator); Todd Haley (offensive coordinator); Danny Smith (special teams coordinator); Keith Butler (linebackers); James Daniel (tight ends); Randy Fichtner (quarterbacks); Carnell Lake (defensive backs); Richard Mann (wide receivers); Mike Munchak (offensive line); James Saxon (running backs); Jerry Olsavsky (defensive asst); Joey Porter (defensive asst); Shaun Sarrett (offensive asst); Garrett Giemont (strength and conditioning); Marcel Pastoor (asst strength and conditioning).

PITTSBURGH STEELERS 2014 ROSTER BY EXPERIENCE

NO	NAME	POS	HT	WT	DOB	AGE	EXP	COLLEGE	BIRTHPLACE	HOW ACQ	2014 GP/GS
12th YEAR (3)											
24	Ike Taylor	CB	6-2	195	05/05/80	34	12	LA-Lafayette	Gretna, LA	D4 '03	5/5
43	Troy Polamalu	S	5-10	207	04/19/81	33	12	Southern California	Santa Ana, CA	D1 '03	12/12
92	James Harrison	LB	6-0	275	05/04/78	36	12	Kent State	Akron, OH	FA '14	11/3
11th YEAR (2)											
7	Ben Roethlisberger	QB	6-5	241	03/02/82	32	11	Miami (OH)	Cory Rawson, OH	D1 '04	16/16
20	Will Allen	S	6-1	200	06/17/82	32	11	Ohio State	Dayton, OH	FA '13	16/4
10th YEAR (3)											
6	Shaun Suisham	K	6-0	200	12/29/81	33	10	Bowling Green	Wallaceburg, Ontario	FA '10	16/0
60	Greg Warren	LS	6-3	252	10/18/81	33	10	North Carolina	Goldsboro, NC	FA '05	16/0
83	Heath Miller	TE	6-5	256	10/22/82	32	10	Virginia	Swords Creek, VA	D1 '05	16/16
9th YEAR (2)											
5	Bruce Gradkowski	QB	6-1	220	01/27/83	31	9	Toledo	Pittsburgh, PA	UFA '13 (CIN)	1/0
16	Lance Moore	WR	5-9	190	08/31/83	31	9	Toledo	Columbus, OH	FA '14	14/2
8th YEAR (3)											
22	William Gay	CB	5-10	190	01/01/85	30	8	Louisville	Tallahassee, FL	FA '13	16/13
89	Matt Spaeth	TE	6-7	260	11/24/83	31	8	Minnesota	St. Michael, MN	FA '13	15/8
94	Lawrence Timmons	LB	6-1	234	05/14/86	28	8	Florida State	Florence, SC	D1 '07	16/16
6th YEAR (4)											
23	Mike Mitchell	S	6-0	210	06/10/87	27	6	Ohio	Fort Thomas, KY	UFA '14 (CAR)	16/16
25	Brice McCain	CB	5-9	187	12/10/86	28	6	Utah	Terrell, TX	FA '14	14/9
73	Ramon Foster	G	6-6	325	01/07/86	29	6	Tennessee	Henning, TN	FA '09	14/14
85	Darrius Heyward-Bey	WR	6-2	219	02/26/87	27	6	Maryland	Silver Spring, MD	UFA '14 (IND)	16/1
5th YEAR (10)											
34	Ben Tate	RB	5-10	220	08/21/88	26	5	Auburn	Newark, MD	FA '14	0/0
53	Maurkice Pouncey	C	6-4	304	07/24/89	25	5	Florida	Lakeland, FL	D1 '10	16/16
55	Arthur Moats	LB	6-2	250	03/14/88	26	5	James Madison	Portsmouth, VA	UFA '14 (BUF)	16/10
71	Clifton Geathers	DE	6-8	325	12/11/87	27	5	South Carolina	Georgetown, SC	FA '14	0/0
72	Cody Wallace	C/G	6-4	300	11/26/84	30	5	Texas A&M	Cuero, TX	FA '13	15/2
82	Michael Palmer	TE	6-5	252	01/18/88	26	5	Clemson	Stone Mountain, GA	W '13 (SEA)	15/1
84	Antonio Brown	WR	5-10	186	07/10/88	26	5	Central Michigan	Miami, FL	D6b '10	16/16
90	Steve McLendon	NT	6-4	320	01/03/86	29	5	Troy	Ozark, AL	FA '09	12/11
93	Jason Worilds	LB	6-2	262	03/03/88	26	5	Virginia Tech	Carteret, NJ	D2 '10	16/16
96	Cam Thomas	DT	6-4	330	12/12/86	28	5	North Carolina	Cheraw, SC	UFA '14 (SD)	16/9
4th YEAR (2)											
77	Marcus Gilbert	OT	6-6	330	02/15/88	26	4	Florida	Fort Lauderdale, FL	D2 '11	12/12
97	Cameron Heyward	DE	6-5	288	05/06/89	25	4	Ohio State	Pittsburgh, PA	D1 '11	16/16
3rd YEAR (7)											
21	Robert Golden	S	5-11	202	09/13/90	24	3	Arizona	Fresno, CA	FA '12	16/0
41	Antwon Blake	CB	5-9	198	08/09/90	24	3	UTEP	Houston, TX	W '13 (JAX)	16/1
46	Will Johnson	FB	6-2	238	11/14/89	25	3	West Virginia	Dayton, OH	FA '12	16/5
51	Sean Spence	LB	5-11	231	06/07/90	24	3	Miami	Miami, FL	D3 '12	16/8
66	David DeCastro	G	6-5	316	01/11/90	25	3	Stanford	Bellevue, WA	D1 '12	16/16
68	Kelvin Beachum	T/G	6-3	303	06/08/89	25	3	SMU	Mexia, TX	D7d '12	16/16
76	Mike Adams	OT	6-7	323	03/10/90	24	3	Ohio State	Farrell, PA	D2 '12	16/4
2nd YEAR (9)											
3	Landry Jones	QB	6-3	221	04/04/89	25	2	Oklahoma	Artesia, NM	D4b '13	0/0
11	Markus Wheaton	WR	5-11	182	02/07/91	23	2	Oregon State	Chandler, AZ	D3 '13	16/11
26	Le'Veon Bell	RB	6-1	244	02/18/92	22	2	Michigan State	Reynoldsburg, OH	D2 '13	16/16
29	Shamarko Thomas	S	5-9	217	02/23/91	23	2	Syracuse	Virginia Beach, VA	D4a '13	11/0
35	Ross Ventrone	S	5-8	195	09/27/86	28	2	Villanova	Bridgeville, PA	FA '13	9/0
39	B.W. Webb	CB	5-11	190	05/03/90	24	2	William & Mary	Newport News, VA	W '14 (DAL)	10/0
57	Terence Garvin	LB	6-3	221	01/01/91	24	2	West Virginia	Baltimore, MD	FA '13	16/0
95	Jarvis Jones	LB	6-2	245	10/13/89	25	2	Georgia	Richland, GA	D1 '13	7/3
98	Vince Williams	LB	6-1	250	12/27/89	25	2	Florida State	Davenport, FL	D6b '13	16/3
1st YEAR (2)											
9	Brad Wing	P	6-3	205	01/27/91	23	1	LSU	Melbourne, Australia	FA '14	16/0
74	Chris Hubbard	G	6-4	286	04/23/91	23	1	UAB	Columbus, GA	FA '13	2/0
ROOKIES (6)											
10	Martavis Bryant	WR	6-4	211	12/20/91	23	R	Clemson	Calhoun Falls, SC	D4 '14	10/3
13	Dri Archer	WR/RB	5-8	173	08/09/91	23	R	Kent State	Laurel, FL	D3 '14	12/0
40	Josh Harris	RB	5-11	210	01/22/91	23	R	Wake Forest	Duncanville, TX	FA '14	5/0
50	Ryan Shazier	LB	6-1	237	09/06/92	22	R	Ohio State	Fort Lauderdale, FL	D1 '14	9/5
62	Daniel McCullers	DL	6-7	352	08/11/92	22	R	Tennessee	Raleigh, NC	D6b '14	9/1
91	Stephon Tuitt	DE	6-5	303	05/23/93	21	R	Notre Dame	Miami, FL	D2 '14	16/4
PRACTICE SQUAD											
18	C.J. Goodwin	WR	6-3	190	02/04/90	24	R	California University (PA)	Wheeling, WV	FA '14	0/0
30	Kevin Fogg	CB	5-10	185	10/06/90	24	R	Liberty	Raleigh, NC	FA '14	0/0
44	Howard Jones	LB	6-4	238	02/10/90	24	R	Shepherd	Woodbridge, VA	FA '14	0/0
49	LaDarius Perkins	RB	5-7	195	09/18/90	24	R	Mississippi State	Greenville, MS	FA '14	0/0
65	Joe Kruger	DL	6-6	287	06/04/92	22	1	Utah	Orem, UT	FA '14	0/0
67	Ronald Patrick	OL	6-1	310	11/01/91	23	R	South Carolina	Cocoa, FL	FA '14	0/0
78	Alejandro Villanueva	OL	6-9	277	09/22/88	26	R	Army	Meridian, MI	FA '14	0/0
79	Ethan Hemer	DE	6-6	285	03/30/91	23	R	Wisconsin	Medford, WI	FA '14	0/0
87	Rob Blanchflower	TE	6-4	256	06/08/90	24	R	Massachusetts	Leominster, MA	D7 '14	0/0
88	Danny Coale	WR	6-0	187	06/27/88	26	1	Virginia Tech	Lexington, VA	FA '14	0/0
PRACTICE SQUAD; INJURED											
14	Tim Benford	WR	5-11	198	09/07/89	25	1	Tennessee Tech	Red Bank, TN	FA '14	0/0
RESERVE/INJURED LIST											
28	Cortez Allen	CB	6-1	196	10/29/88	26	4	The Citadel	Ocala, FL	D4 '11	11/7
56	Jordan Zumwalt	LB	6-4	235	10/13/91	23	R	UCLA	LaHabra, CA	D6a '14	0/0
99	Brett Keisel	DE	6-5	285	09/19/78	36	13	Brigham Young	Greybull, WY	D7b '02	12/4

Experience Includes 2014 Season
Number of Players on Active Roster: 53

Head Coach: Mike Tomlin

Assistant Coaches: John Mitchell (asst head coach/defensive line); Dick LeBeau (defensive coordinator); Todd Haley (offensive coordinator); Danny Smith (special teams coordinator); Keith Butler (linebackers); James Daniel (tight ends); Randy Fichtner (quarterbacks); Camell Lake (defensive backs); Richard Mann (wide receivers); Mike Munchak (offensive line); James Saxon (running backs); Jerry Olsavsky (defensive asst); Joey Porter (defensive asst); Shaun Sarrett (offensive asst); Garrett Giemont (strength and conditioning); Marcel Pastoor (asst strength and conditioning).

2014 ROSTER MOVES

Date	Pos.	Name	Transaction	Date	Pos.	Name	Transaction
12/31/13	RB	Alvester Alexander	Signed Reserve/Future Contract	6/9/14	WR	Martavis Bryant	Signed Contract (four-year)
12/31/13	WR	Justin Brown	Signed Reserve/Future Contract	6/12/14	C	Maurkice Pouncey	Signed New Contract (five-year)
12/31/13	G	Bryant Browning	Signed Reserve/Future Contract	6/13/14	WR/RB	Dri Archer	Signed Contract (four-year)
12/31/13	G	Chris Hubbard	Signed Reserve/Future Contract	6/18/14	CB	Deion Belue	Released
12/31/13	WR	Kashif Moore	Signed Reserve/Future Contract	6/18/14	RB	Jordan Hall	Signed Contract
12/31/13	S	Ross Ventrone	Signed Reserve/Future Contract	6/18/14	DE	Stephon Tuitt	Signed Contract (four-year)
12/31/13	LB	Kion Wilson	Signed Reserve/Future Contract	7/25/14	LB	Kion Wilson	Released
1/3/14	P	Brad Wing	Signed Reserve/Future Contract	7/25/14	CB	Lewis Toler	Signed Contract
1/3/14	LS	Bryce Davis	Signed Reserve/Future Contract	7/25/14	S	Mike Mitchell	Placed on PUP List
1/3/14	Coach	Jack Bicknell, Jr.	Terminated Contract	7/25/14	RB	Alvester Alexander	Placed on PUP List
1/6/14	CB	Devin Smith	Signed Reserve/Future Contract	7/29/14	C/G	David Snow	Waived/Injured
1/6/14	LB	Dan Molls	Signed Reserve/Future Contract	7/29/14	RB	Josh Harris	Signed Contract
1/7/14	RB	Miguel Maysonet	Signed Reserve/Future Contract	8/1/14	RB	Alvester Alexander	Released
1/7/14	WR	Laneal Sampson	Signed Reserve/Future Contract	8/1/14	RB	Jawan Jamison	Signed Contract
1/9/14	DT	Al Lapuaho	Signed Reserve/Future Contract	8/4/14	S	Mike Mitchell	Activated from PUP List
1/10/14	WR	Jasper Collins	Signed Reserve/Future Contract	8/6/14	WR	Danny Coale	Waived/Injured
1/10/14	S	Jordan Dangerfield	Signed Reserve/Future Contract	8/6/14	WR	James Shaw	Signed Contract
1/23/14	Coach	Mike Munchak	Hired as Offensive Line Coach	8/11/14	RB	Jawan Jamison	Released
1/27/14	LB	Vic So'oto	Signed Reserve/Future Contract	8/12/14	P	Adam Podlesh	Placed on Reserve/Did Not Report List
1/27/14	RB	Tauren Poole	Signed Reserve/Future Contract	8/13/14	RB	Stephen Houston	Signed Contract
1/28/14	WR	Danny Coale	Signed Reserve/Future Contract	8/14/14	LS	Luke Ingram	Signed Contract
1/28/14	Coach	James Saxon	Hired as Running Backs Coach	8/18/14	G	Bryant Browning	Waived/Injured
2/11/14	Coach	Joey Porter	Hired as Defensive Assistant Coach	8/18/14	WR	James Shaw	Released
3/3/14	LB	Jason Worilds	Designated as Transition Player	8/18/14	CB	Dayonne Nunley	Signed Contract
3/4/14	LB	Jason Worilds	Accepted Transition Tag Offer	8/18/14	OT	Graham Pocic	Signed Contract
3/5/14	S	Troy Polamalu	Signed New Contract (three-year)	8/19/14	OT	Marcus Gilbert	Signed New Contract (six-year)
3/5/14	TE	Heath Miller	Signed New Contract (three-year)	8/20/14	DT	Al Lapuaho	Released
3/5/14	LB	Larry Foote	Released	8/20/14	DE	Brett Keisel	Signed Contract (two-year)
3/5/14	OT	Levi Brown	Released	8/26/14	RB	Jordan Hall	Released
3/5/14	CB	Curtis Brown	Released	8/26/14	RB	Miguel Maysonet	Released
3/11/14	LB	LaMarr Woodley	Released, Post-June 1 Designation	8/26/14	WR	C.J. Goodwin	Released
3/12/14	S	Will Allen	Re-signed (one-year)	8/26/14	WR	Kashif Moore	Released
3/12/14	LS	Greg Warren	Re-signed (one-year)	8/26/14	TE	Eric Waters	Released
3/12/14	C/G	Cody Wallace	Re-signed (three-year)	8/26/14	S	Jordan Dangerfield	Released
3/12/14	S	Mike Mitchell	Signed Contract (five-year)	8/26/14	CB	Devin Smith	Released
3/14/14	DT	Cam Thomas	Signed Contract (two-year)	8/26/14	CB	Lewis Toler	Released
3/17/14	OT	Guy Whimper	Re-signed (one-year)	8/26/14	LB	Vic So'oto	Released
3/21/14	TE	Michael Palmer	Re-signed (one-year)	8/26/14	OL	Chris Elkins	Released
3/21/14	WR	Lance Moore	Signed Contract (two-year)	8/26/14	OT	Emmanuel McCray	Released
3/24/14	LB	Arthur Moats	Signed Contract (one-year)	8/26/14	DT	Hebron Fangupo	Released
3/28/14	RB	LeGarrette Blount	Signed Contract (two-year)	8/26/14	DE	Brian Armfelt	Released
4/1/14	CB	Brice McCain	Signed Contract (one-year)	8/26/14	LS	Luke Ingram	Released
4/2/14	WR	Darius Heyward-Bey	Signed Contract (one-year)	8/26/14	RB	Tauren Poole	Released
4/15/14	P	Adam Podlesh	Signed Contract (one-year)	8/29/14	CB	B.W. Webb	Claimed off Waivers from Dallas
5/8/14	LB	Ryan Shazier	Drafted	8/29/14	LB	Jordan Zumwalt	Placed on Reserve/Injured List
5/9/14	DE	Stephon Tuitt	Drafted	8/30/14	TE	Rob Blanchflower	Released
5/9/14	WR/RB	Dri Archer	Drafted	8/30/14	TE	Bryce Davis	Released
5/10/14	WR	Martavis Bryant	Drafted	8/30/14	TE	David Paulson	Released
5/10/14	CB	Shaquille Richardson	Drafted	8/30/14	CB	Isaiah Green	Released
5/10/14	OL	Wesley Johnson	Drafted	8/30/14	CB	Dayonne Nunley	Released
5/10/14	LB	Jordan Zumwalt	Drafted	8/30/14	CB	Shaquille Richardson	Released
5/10/14	DL	Daniel McCullers	Drafted	8/30/14	S	Ross Ventrone	Released
5/10/14	TE	Rob Blanchflower	Drafted	8/30/14	RB	Josh Harris	Released
5/10/14	OL	Chris Elkins	Signed Contract	8/30/14	RB	Stephen Houston	Released
5/10/14	DE	Ethan Hemer	Signed Contract	8/30/14	DE	Ethan Hemer	Released
5/10/14	OT	Kaycee Ike	Signed Contract	8/30/14	DE	Josh Mauro	Released
5/10/14	LB	Howard Jones	Signed Contract	8/30/14	DL	Roy Philon	Released
5/10/14	QB	Brendon Kay	Signed Contract	8/30/14	DL	Nick Williams	Released
5/10/14	DE	Josh Mauro	Signed Contract	8/30/14	LB	Chris Carter	Released
5/10/14	DT	Roy Philon	Signed Contract	8/30/14	LB	Howard Jones	Released
5/10/14	G	Will Simmons	Signed Contract	8/30/14	LB	Dan Molls	Released
5/10/14	TE	Eric Waters	Signed Contract	8/30/14	QB	Brendon Kay	Released
5/19/14	TE	Rob Blanchflower	Signed Contract (four-year)	8/30/14	WR	Derek Moya	Released
5/19/14	DL	Daniel McCullers	Signed Contract (four-year)	8/30/14	WR	Laneal Sampson	Released
5/27/14	OL	Wesley Johnson	Signed Contract (four-year)	8/30/14	OL	Graham Pocic	Released
5/27/14	LB	Jordan Zumwalt	Signed Contract (four-year)	8/30/14	OL	Will Simmons	Released
5/29/14	OT	Kaycee Ike	Released	8/30/14	OL	Guy Whimper	Released
5/29/14	G	Nik Embenmate	Released	8/31/14	OL	Alejandro Villanueva	Signed to Practice Squad
5/29/14	CB	Deion Belue	Claimed off Waivers from Miami	8/31/14	TE	Rob Blanchflower	Signed to Practice Squad
5/29/14	OT	Emmanuel McCray	Signed	8/31/14	WR	Derek Moya	Signed to Practice Squad
5/29/14	CB	Shaquille Richardson	Signed Contract (four-year)	8/31/14	WR	C.J. Goodwin	Signed to Practice Squad
6/4/14	WR	Jasper Collins	Released	8/31/14	RB	Josh Harris	Signed to Practice Squad
6/4/14	WR	C.J. Goodwin	Signed Contract	8/31/14	DL	Nick Williams	Signed to Practice Squad
6/5/14	LB	Ryan Shazier	Signed Contract (four-year)	8/31/14	DL	Josh Mauro	Signed to Practice Squad

2014 ROSTER MOVES

8/31/14	LB	Howard Jones	Signed to Practice Squad
8/31/14	CB	Shaquille Richardson	Signed to Practice Squad
8/31/14	S	Ross Ventrone	Signed to Practice Squad
9/6/14	CB	Cortez Allen	Signed New Contract (five-year)
9/23/14	LB	Jarvis Jones	Reserve/Injured; Designated For Return List
9/23/14	LB	James Harrison	Signed Contract
9/30/14	P	Adam Podlesh	Terminated Contract
10/11/14	OL	Wesley Johnson	Released
10/11/14	S	Ross Ventrone	Signed to Active Roster
10/15/14	WR	Derek Moya	Released from Practice Squad
10/15/14	CB	Shaquille Richardson	Practice Squad Reserve/Injured List
10/15/14	DE	Ethan Hemer	Signed to Practice Squad
10/15/14	CB	Jordan Sullen	Signed to Practice Squad
10/15/14	OL	Adam Gettis	Signed to Practice Squad
11/5/14	DE	Ethan Hemer	Released from Practice Squad
11/5/14	S	Jordan Dangerfield	Signed to Practice Squad
11/14/14	DE	Josh Mauro	Signed to Arizona Active Roster
11/14/14	DE	Ethan Hemer	Signed to Practice Squad
11/18/14	RB	LeGarrette Blount	Released
11/18/14	RB	Josh Harris	Signed to Active Roster
11/19/14	RB	LaDarius Perkins	Signed to Practice Squad
11/24/14	DL	Nick Williams	Signed to Kansas City Active Roster
11/24/14	DL	Joe Kruger	Signed to Practice Squad
12/1/14	DE	Brett Keisel	Placed on Reserve/Injured List
12/1/14	DE	Clifton Geathers	Signed Contract
12/6/14	CB	Cortez Allen	Placed on Reserve/Injured List
12/6/14	LB	Jarvis Jones	Activated from Reserve/Injured; Designated For Return List
12/9/14	S	Jordan Dangerfield	Released from Practice Squad
12/9/14	CB	Kevin Fogg	Signed to Practice Squad
12/17/14	OL	Adam Gettis	Signed to New York Giants Active Roster
12/17/14	OL	Ronald Patrick	Signed to Practice Squad
12/30/14	WR	Justin Brown	Released
12/30/14	RB	Ben Tate	Signed Contract
12/30/14	CB	Jordan Sullen	Released from Practice Squad
12/30/14	WR	Tim Benford	Signed to Practice Squad
1/1/15	WR	Tim Benford	Placed on Practice Squad; Injured
1/1/15	WR	Danny Coale	Signed to Practice Squad

HOW THE 2014 STEELERS WERE BUILT

Year-Record (Finish)	Draft Choices (26)			Free Agents (19) Unrestricted Free Agents (5) Trade (0) Waivers (3)		
2003: 6-10 (3 rd AFC North)	S CB	Troy Polamalu Ike Taylor	(#1) (#4)			
2004: 15-1 (1 st AFC North)	QB	Ben Roethlisberger	(#1)			
2005: 11-5 (2 nd AFC North)	TE	Heath Miller	(#1)	LS	Greg Warren	FA
2007: 10-6 (1 st AFC North)	LB	Lawrence Timmons	(#1)			
2009: 9-7 (3 rd AFC North)				G NT	Ramon Foster Steve McLendon	FA FA
2010: 12-4 (T-1 st AFC North)	C LB WR	Maurkice Pouncey Jason Worilds Antonio Brown	(#1) (#2) (#6b)	K	Shaun Suisham	FA
2011: 12-4 (T-1 st AFC North)	DE OT	Cameron Heyward Marcus Gilbert	(#1) (#2)			
2012: 8-8 (3 rd AFC North)	G OT LB T/G	David DeCastro Mike Adams Sean Spence Kelvin Beachum	(#1) (#2) (#3) (#7d)	FB S	Will Johnson Robert Golden	FA FA
2013: 8-8 (2 nd AFC North)	LB RB WR S QB LB	Jarvis Jones Le'Veon Bell Markus Wheaton Shamarko Thomas Landry Jones Vince Williams	(#1) (#2) (#3) (#4a) (#4b) (#6b)	CB QB CB LB TE TE G S C/G S	William Gay Bruce Gradkowski Antwon Blake Terence Garvin Matt Spaeth Michael Palmer Chris Hubbard Will Allen Cody Wallace Ross Ventrone	FA UFA (CIN) W (JAX) FA FA W (SEA) FA FA FA FA FA
2014: 11-5 (1 st AFC North)	LB DE WR/RB WR DL	Ryan Shazier Stephon Tuitt Dri Archer Martavis Bryant Daniel McCullers	(#1) (#2) (#3) (#4) (#6b)	P WR S DT LB CB WR CB LB RB DE RB	Brad Wing Lance Moore Mike Mitchell Cam Thomas Arthur Moats Brice McCain Darrius Heyward-Bey B.W. Webb James Harrison Josh Harris Clifton Geathers Ben Tate	FA FA UFA (CAR) UFA (SD) UFA (BUF) FA UFA (IND) W (DAL) FA FA FA FA FA



2014 Steelers

✦ **Updated Bios / Supplemental Bios**





2014 Steelers Updated Bios



76 MIKE ADAMS

Saw action in all 16 regular-season games and the lone postseason contest...started four times in place of injured RT Marcus Gilbert (10/26 vs. Indianapolis, 11/30 vs. New Orleans, 12/7 at Cincinnati and 12/14 at Atlanta).

- **10/20 vs. Houston:** Played the majority of the second quarter and the entire second half at RT in place of injured RT Marcus Gilbert.
- **10/26 vs. Indianapolis:** Started at RT in place of the injured Gilbert...marked his first start since 12/8/13 vs. Miami...was part of an offensive line that allowed zero sacks in 49 pass attempts and allowed QB Ben Roethlisberger to throw for team records in completions (40) passing yards (522) and passing touchdowns (6).
- **12/7 at Cincinnati:** Was part of an offensive line that allowed zero sacks in 39 pass attempts.

ADAMS' CAREER TOTALS

Year	Team	GP	GS
2014	Pittsburgh	16	4
NFL TOTALS		41	20

ADAMS' CAREER POSTSEASON TOTALS

Year	Team	GP	GS
2014	Pittsburgh	1	0
NFL TOTALS		1	0

28 CORTEZ ALLEN

Saw action in 11 games with seven starts...inactive 11/30 vs. New Orleans due to a thumb injury...placed on the team's Reserve/Injured List due to a thumb injury on December 6, 2014.

- **9/7 vs. Cleveland:** Started at CB for the second consecutive season opener...led the cornerback group with five tackles.
- **9/21 at Carolina:** Led the team with a career-best nine tackles.
- **9/28 vs. Tampa Bay:** Recorded his first interception of the season and returned it 27 yards...added a season-high two pass breakups.
- **10/5 at Jacksonville:** Recorded his second interception of the season and the sixth of his career...became the first Steeler to have an interception in back-to-back games since 2011 (Ike Taylor, Weeks 12-13)...totaled double-digit tackles (10) for the first time in his career.
- **10/12 at Cleveland:** Tallied his second career fumble recovery in the fourth quarter that was forced by S Mike Mitchell...played in his 50th career contest.

ALLEN'S GAME-BY-GAME STATISTICS

Date	Opponent	GP	GS	T	AT	TOT	Sacks	Yds	Int/Yds	PD	FF	FR
9/7	CLEVELAND	1	1	4	1	5	0.0	0.0	0/0	1	0	0
9/11	at Baltimore	1	1	2	0	2	0.0	0.0	0/0	1	0	0
9/21	at Carolina	1	1	9	0	9	0.0	0.0	0/0	1	0	0
9/28	TAMPA BAY	1	1	6	1	7	0.0	0.0	1/27	2	0	0
10/5	at Jacksonville	1	1	9	1	10	0.0	0.0	1/0	2	0	0
10/12	at Cleveland	1	1	6	1	7	0.0	0.0	0/0	0	0	1
10/20	HOUSTON	1	1	2	0	2	0.0	0.0	0/0	1	0	0
10/26	INDIANAPOLIS	1	0	2	0	2	0.0	0.0	0/0	1	0	0
11/2	BALTIMORE	1	0	0	0	0	0.0	0.0	0/0	0	0	0
11/9	at N.Y. Jets	1	0	0	0	0	0.0	0.0	0/0	0	0	0
11/17	at Tennessee	1	0	0	0	0	0.0	0.0	0/0	0	0	0
11/30	NEW ORLEANS											
INACTIVE												
RESERVE/INJURED LIST												
12/6	Season											
SEASON TOTALS		11	7	40	4	44	0.0	0.0	2/27	9	0	1
NFL TOTALS		55	18	130	19	149	0.0	0.0	6/76	34	3	2

Career Special Teams Tackles (18): 8 in '11, 8 in '12 and 2 in '13.

ALLEN'S CAREER TOTALS

		POSTSEASON										
Year	Team	GP	GS	T	AT	TOT	Sacks	Yds	Int/Yds	PD	FF	FR
2014	Pittsburgh											
NFL TOTALS		0	0	0	0	0	0.0	0.0	0/0	0	0	0

20 WILL ALLEN

Saw action in all 16 regular-season games with four starts (11/9 at N.Y. Jets, 11/17 at Tennessee, 12/21 vs. Kansas City and 12/28 vs. Cincinnati)...also saw action in the lone postseason game...recorded two special teams tackles 10/5 at Jacksonville, and one, 11/2 vs. Baltimore, 11/30 vs. New Orleans, 12/7 at Cincinnati and 12/21 vs. Kansas City.

- **11/9 at N.Y. Jets:** Totaled a season-high five tackles.
- **11/17 at Tennessee:** Tied for the team lead with five tackles.
- **12/14 at Atlanta:** Forced a fumble on the Falcons' first drive of the second half...marked his first forced fumble of the season, his third as a Steeler and third of his career.



2014 Steelers Updated Bios



ALLEN'S GAME-BY-GAME STATISTICS

Date	Opponent	GP	GS	T	AT	TOT	Sacks	Yds	Int/Yds	PD	FF	FR
9/7	CLEVELAND	1	0	0	0	0	0.0	0.0	0/0	0	0	0
9/11	at Baltimore	1	0	0	0	0	0.0	0.0	0/0	0	0	0
9/21	at Carolina	1	0	0	0	0	0.0	0.0	0/0	0	0	0
9/28	TAMPA BAY	1	0	0	0	0	0.0	0.0	0/0	0	0	0
10/5	at Jacksonville	1	0	0	0	0	0.0	0.0	0/0	0	0	0
10/12	at Cleveland	1	0	0	0	0	0.0	0.0	0/0	0	0	0
10/20	HOUSTON	1	0	0	0	0	0.0	0.0	0/0	0	0	0
10/26	INDIANAPOLIS	1	0	0	0	0	0.0	0.0	0/0	0	0	0
11/2	BALTIMORE	1	0	2	2	4	0.0	0.0	0/0	0	0	0
11/9	at N.Y. Jets	1	1	1	4	5	0.0	0.0	0/0	0	0	0
11/17	at Tennessee	1	1	2	3	5	0.0	0.0	0/0	0	0	0
11/30	NEW ORLEANS	1	0	1	0	1	0.0	0.0	0/0	0	0	0
12/7	at Cincinnati	1	0	0	0	0	0.0	0.0	0/0	0	0	0
12/14	at Atlanta	1	0	1	1	2	0.0	0.0	0/0	0	1	0
12/21	KANSAS CITY	1	1	6	0	6	0.0	0.0	0/0	0	0	0
12/28	CINCINNATI	1	1	6	1	7	0.0	0.0	0/0	0	0	0
SEASON TOTALS		16	4	19	11	30	0.0	0.0	0/0	0	1	0
STEELERS TOTALS		74	11	71	33	104	0.0	0.0	1/27	6	3	1
NFL TOTALS		163	39	225	85	310	0.0	0.0	6/66	17	3	3

POSTSEASON

1/3	BALTIMORE	1	0	0	0	0	0.0	0.0	0/0	0	0	0
POSTSEASON TOTALS		1	0	0	0	0	0.0	0.0	0/0	0	0	0

Career Special Teams Tackles (96): 8 in '04, 13 in '05, 4 in '06, 15 in '07, 21 in '08, 2 in '09, 12 in '10, 9 in '11, 4 in '12, 2 in '13 and 6 in '14.

Career Special Teams Forced Fumbles (2): 1 in '04 and 1 in '08.

Career Special Teams Fumble Recoveries (3): 2 in '07 and 1 in '10.

ALLEN'S CAREER TOTALS

POSTSEASON

Year	Team	GP	GS	T	AT	TOT	Sacks	Yds	Int/Yds	PD	FF	FR
2014	Pittsburgh	1	0	0	0	0	0.0	0.0	0/0	0	0	0
STEELERS TOTALS		4	0	0	0	0	0.0	0.0	0/0	0	0	0
NFL TOTALS		6	0	0	2	2	0.0	0.0	0/0	0	0	0

Career Postseason Special Teams Tackles (3): 1 in '06 and 2 in '10.

13 DRI ARCHER

Saw action in 12 games during the regular season...also saw action in the lone postseason game...inactive Weeks 2-3 due to an ankle injury...inactive Weeks 14-15.

- **9/7 vs. Cleveland:** Made his NFL debut, seeing action at RB, WR and on special teams...left the game in the third quarter with a left ankle/knee injury and did not return.
- **10/5 at Jacksonville:** Had a career-best 36 kickoff return yards.
- **10/12 at Cleveland:** Totaled career highs in carries (3), rushing yards (24) and rushing long (15).
- **12/28 vs. Cincinnati:** Recorded a career-long 15-yard reception.
- **AFC Wild Card Game 1/3 vs. Baltimore:** Recorded 15 receiving yards on three receptions in his postseason debut.

ARCHER'S GAME-BY-GAME STATISTICS

Date	Opponent	GP	RUSHING						RECEIVING				
			GS	Att	Yds	Avg	Lg	TD	No	Yds	Avg	Lg	TD
9/7	CLEVELAND	1	0	1	4	4.0	4	0	0	0	0.0	0	0
9/11	at Baltimore								INACTIVE				
9/21	at Carolina								INACTIVE				
9/28	TAMPA BAY	1	0	0	0	0.0	0	0	1	1	1.0	1	0
10/5	at Jacksonville	1	0	1	2	2.0	2	0	2	8	4.0	7	0
10/12	at Cleveland	1	0	3	24	8.0	15	0	1	0	0.0	0	0
10/20	HOUSTON	1	0	2	7	3.5	9	0	0	0	0.0	0	0
10/26	INDIANAPOLIS	1	0	0	0	0.0	0	0	0	0	0.0	0	0
11/2	BALTIMORE	1	0	1	4	4.0	4	0	0	0	0.0	0	0
11/9	at N.Y. Jets	1	0	0	0	0.0	0	0	0	0	0.0	0	0
11/17	at Tennessee	1	0	0	0	0.0	0	0	1	-5	-5.0	-5	0
11/30	NEW ORLEANS	1	0	1	0	0.0	0	0	0	0	0.0	0	0
12/7	at Cincinnati								INACTIVE				
12/14	at Atlanta								INACTIVE				
12/21	KANSAS CITY	1	0	0	0	0.0	0	0	0	0	0.0	0	0
12/28	CINCINNATI	1	0	1	-1	-1.0	-1	0	2	19	9.5	15	0
SEASON TOTALS		12	0	10	40	4.0	15	0	7	23	3.3	15	0



2014 Steelers Updated Bios



POSTSEASON

1/3	BALTIMORE	1	0	1	-1	-1.0	-1	0	3	15	5.0	7	0
POSTSEASON TOTALS		1	0	1	-1	-1.0	-1	0	3	15	5.0	7	0

PUNT RETURNS								KICKOFF RETURNS				
Date	Opponent	No	FC	Yds	Avg	Lg	TD	No	Yds	Avg	Lg	TD
9/7	CLEVELAND	0	0	0	0.0	0	0	2	29	14.5	17	0
9/11	at Baltimore							INACTIVE INACTIVE				
9/21	at Carolina											
9/28	TAMPA BAY	0	0	0	0.0	0	0	0	0	0.0	0	0
10/5	at Jacksonville	0	0	0	0.0	0	0	2	36	18.0	23	0
10/12	at Cleveland	1	0	2	2.0	2	0	3	64	21.3	22	0
10/20	HOUSTON	0	0	0	0.0	0	0	2	32	16.0	19	0
10/26	INDIANAPOLIS	0	0	0	0.0	0	0	0	0	0.0	0	0
11/2	BALTIMORE	0	0	0	0.0	0	0	0	0	0.0	0	0
11/9	at N.Y. Jets	0	0	0	0.0	0	0	0	0	0.0	0	0
11/17	at Tennessee	0	0	0	0.0	0	0	0	0	0.0	0	0
11/30	NEW ORLEANS	0	0	0	0.0	0	0	0	0	0.0	0	0
12/7	at Cincinnati							INACTIVE INACTIVE				
12/14	at Atlanta											
12/21	KANSAS CITY	0	0	0	0.0	0	0	0	0	0.0	0	0
12/28	CINCINNATI	0	0	0	0.0	0	0	0	0	0.0	0	0
SEASON TOTALS		1	0	2	2.0	2	0	9	161	17.9	23	0

POSTSEASON

1/3	BALTIMORE	0	0	0	0.0	0	0	0	0	0.0	0	0
POSTSEASON TOTALS		0	0	0	0.0	0	0	0	0	0.0	0	0

ARCHER'S GAME-BY-GAME STATISTICS POSTSEASON

Year	Team	GP	RUSHING						RECEIVING				
			GS	Att	Yds	Avg	Lg	TD	No	Yds	Avg	Lg	TD
2014	Pittsburgh	1	0	1	-1	-1.0	-1	0	3	15	5.0	7	0
NFL TOTALS		1	0	1	-1	-1.0	-1	0	3	15	5.0	7	0

Year	Team	No	PUNT RETURNS					KICKOFF RETURNS				
			FC	Yds	Avg	Lg	TD	No	Yds	Avg	Lg	TD
2014	Pittsburgh	0	0	0	0.0	0	0	0	0	0.0	0	0
NFL TOTALS		0	0	0	0.0	0	0	0	0	0.0	0	0

68 KELVIN BEACHUM

Started at LT in all 16 games during the regular season...started at LT in his postseason debut vs. Baltimore in the AFC Wild Card Game.

- **9/7 vs. Cleveland:** Started on the offensive line (at LT) for the first time in a season opener in his career...was part of an offensive line that helped pave the way for RB Le'Veon Bell to eclipse the 100-yard rushing mark.
- **9/21 at Carolina:** Was part of an offensive line that allowed only one sack in 30 pass attempts...helped block for 264 rushing yards, including two 100-yard performances from Bell and RB LeGarrette Blount.
- **10/26 vs. Indianapolis:** Was part of an offensive line that allowed zero sacks in 49 pass attempts and allowed QB Ben Roethlisberger to throw for team records in completions (40) passing yards (522) and passing touchdowns (6).
- **11/2 vs. Baltimore:** Was part of an offensive line that helped block for Roethlisberger to throw six touchdowns and to total an NFL record 12 touchdown passes in back-to-back games.
- **11/17 at Tennessee:** Was part of an offensive line that helped pave the way for Bell to record the fourth-highest single game rushing total in team history (204 yards).
- **12/7 at Cincinnati:** Was part of an offensive line that allowed zero sacks in 39 pass attempts.
- **12/28 vs. Cincinnati:** Was part of an offensive line that allowed zero sacks in 38 pass attempts.

BEACHUM'S CAREER TOTALS

Year	Team	GP	GS
2014	Pittsburgh	16	16
NFL TOTALS		38	33

BEACHUM'S CAREER POSTSEASON TOTALS

Year	Team	GP	GS
2014	Pittsburgh	1	1
NFL TOTALS		1	1



2014 Steelers Updated Bios



26 LE'VEON BELL

Started all 16 games at RB during the regular season...named FedEx Ground Player of the Week three times (Weeks 3, 11 and 14)...has now started 29 straight games in the regular season, which is tied for the fifth-longest consecutive games started streak among running backs...set the single-season team record for most yards from scrimmage (2,215)...set the single season team record for running backs in receptions (83) and receiving yards (854)...set a team single-season first down record since 1991 with 114 first downs...joined Marshall Faulk as the only players in NFL history to rush for 1,350 yards and record 850 receiving yards in a single-season...became the third player in NFL history (Barry Sanders, 1994, and Faulk, 2000) to eclipse 2,000 scrimmage yards in a season without fumbling...rushed for the fifth-most yards (1,361) in a single season in team history...rushed for 2,221 yards in his first two seasons in his NFL career, the most by a Steeler in their first two years with the team...set the franchise record for the most yards from scrimmage by a Steeler in their first two seasons to 3,474...joins Jerome Bettis as just the second player in team history to rush for 2,200 yards in their first two seasons with the team...recorded at least 100 scrimmage yards in 13 games, the second-most in a single season by a Steeler...was inactive for the lone postseason game due to a knee injury sustained Week 17 vs. Cincinnati.

- **9/7 vs. Cleveland:** Started at RB for the first time in a season opener in his career...totaled 109 rushing yards on 21 carries with one rushing touchdown...the touchdown was a 38-yarder, the longest rushing touchdown of his career...rushed for at least one touchdown in four straight regular-season games, the longest team streak since Jerome Bettis in 2004...his six receptions tied for the team lead...eclipsed 100 rushing yards and 50 receiving yards in the same contest for the first time in his career...marked just the 10th time in team history that a running back totaled at least 100 rushing yards and 50 receiving yards in the same game and the first time since Amos Zereoue in 2002.
- **9/11 at Baltimore:** Totaled 107 yards from scrimmage (59 rushing and 48 receiving)...passed the 1,000 rushing yard mark in his career becoming the eighth player in team history to reach 1,000 rushing yards in their first two years with the team...reached the 1,500 scrimmage yard mark for his career.
- **9/21 at Carolina:** Named FedEx Ground Player of the Week...totaled 147 rushing yards on 21 carries...recorded a career-long 81-yard rush in the third quarter...marked the first 80-plus yard rush by a Steeler since Willie Parker in 2005.
- **10/20 vs. Houston:** Set a single-game career-high with eight receptions...eclipsed 100 yards from scrimmage in the first half for the second time in his career with 110 scrimmage yards (127, vs. Cleveland, 9/7/14)...recorded a two-yard touchdown reception, his first career receiving touchdown.
- **10/26 vs. Indianapolis:** Totaled 148 scrimmage yards...became the first player in team history to open the season with 100 yards from scrimmage in each of the first eight games...his eight-game streak was also the longest since 1992 (Barry Foster, 10 games)...recorded a run of 10 or more yards for the 10th straight game, the longest streak since Jerome Bettis (11 games, 2001-02).
- **11/2 vs. Baltimore:** Caught a five-yard touchdown pass in the second quarter.
- **11/9 at N.Y. Jets:** Tied a career high with eight receptions.
- **11/17 at Tennessee:** Named FedEx Ground Player of the Week...set a career high in rushing yards (204)...became the first Steeler since Willie Parker (2006) to eclipse 200 yards from scrimmage in a single game...became the fourth player in team history to record 200 rushing yards in a single game (fourth-highest total).
- **11/30 vs. New Orleans:** Established career highs in receiving yards (159) and yards from scrimmage (254)...tied his career high with eight receptions...his 159 receiving yards are the most by a running back in team history for a single game...became just the third running back in team history to have 100 receiving yards in a single game...his 254 yards from scrimmage are the second-highest total in team history for a single game...became the first player in team history to have back-to-back games with at least 200 scrimmage yards...became the first player in team history with 150 receiving yards and 50 rushing yards in the same game...totaled 95 rushing yards and one score, a one-yard run...rushed for 71 yards in the first quarter, a personal best in the opening quarter of a game...set a career high with 82 rushing yards in the first half...set a career-long reception of 48 yards...became the first Steeler since 2010 to rush for 1,000 yards in a single season...is the eighth different Steeler to record 1,000 rushing yards in a single season...becomes the third running back in team history to record 500 receiving yards in a single season...became the fifth Steeler to total 1,500 scrimmage yards in a single season...became the first player since 2007 (Parker) to record 10 games with 100 scrimmage yards.
- **12/7 at Cincinnati:** Named FedEx Ground Player of the Week...totaled 235 yards from scrimmage to join Walter Payton (1977) as just the second player in league history to record three straight 200 yards from scrimmage games...rushed for 185 yards, the second-most in a single game in his career...marked his fifth career 100-yard game...recorded three total touchdowns (two rushing, one receiving)...became the sixth player in team history to have two rushing touchdowns and one receiving touchdown in the same game and first player since 2008 (Mewelde Moore, 10/19 at Cincinnati)...became the first Steelers running back since 2006 (Parker) to have three receiving touchdowns in a single season...became just the second player in team history (Bettis) to total 3,000 scrimmage yards in their first two seasons with the team.
- **12/14 at Atlanta:** Totaled 119 scrimmage yards (47 rushing, 72 receiving) with two rushing touchdowns...became the seventh player in team history to record two rushing touchdowns in back-to-back games and the first since 2002 (Bettis)...marked his third career multi-touchdown game...is the first Steeler with five touchdowns over a two-game span in a single season since 1990 (Eric Green)...became the first Steeler in team history to eclipse 2,000 scrimmage yards in the first 14 games of a season.
- **12/21 vs. Kansas City:** Tallied 72 yards from scrimmage with one rushing touchdown...eclipsed 1,300 rushing yards on the season, marking the first time since 2007 a Steelers' player (Parker) eclipsed 1,300 rushing yards...matched his career high with eight rushing touchdowns...had a rushing touchdown in five straight games, a career-best streak...is the third player in team history to rush for a touchdown in five straight games (Franco Harris, Willie Asbury)...joined Harris, Foster, Bettis and Rashard Mendenhall as the fifth player to record at least eight rushing touchdowns in back-to-back seasons.
- **12/28 vs. Cincinnati:** Totaled 100 scrimmage yards (80 receiving, 20 rushing) before leaving the game in the third quarter with a knee injury and not returning.



2014 Steelers Updated Bios



BELL'S GAME-BY-GAME STATISTICS

RUSHING									RECEIVING				
Date	Opponent	GP	GS	Att	Yds	Avg	Lg	TD	No	Yds	Avg	Lg	TD
9/7	CLEVELAND	1	1	21	109	5.2	38t	1	6	88	14.7	30	0
9/11	at Baltimore	1	1	11	59	5.4	21	0	5	48	9.6	19	0
9/21	at Carolina	1	1	21	147	7.0	81	0	2	10	5.0	12	0
9/28	TAMPA BAY	1	1	19	63	3.3	16	0	6	46	7.7	17	0
10/5	at Jacksonville	1	1	15	82	5.5	29	0	5	36	7.2	12	0
10/12	at Cleveland	1	1	18	82	4.6	12	0	4	23	5.8	16	0
10/20	HOUSTON	1	1	12	57	4.8	20	0	8	88	11.0	43	1
10/26	INDIANAPOLIS	1	1	24	92	3.8	17	0	6	56	9.3	17	0
11/2	BALTIMORE	1	1	10	20	2.0	5	0	5	38	7.6	12	1
11/9	at N.Y. Jets	1	1	11	36	3.3	8	0	8	33	4.1	10	0
11/17	at Tennessee	1	1	33	204	6.2	27	1	2	18	9.0	10	0
11/30	NEW ORLEANS	1	1	21	95	4.5	18	1	8	159	19.9	48	0
12/7	at Cincinnati	1	1	26	185	7.1	53	2	6	50	8.3	10t	1
12/14	at Atlanta	1	1	20	47	2.4	13t	2	5	72	14.4	44	0
12/21	KANSAS CITY	1	1	20	63	3.2	7	1	1	9	9.0	9	0
12/28	CINCINNATI	1	1	8	20	2.5	6	0	6	80	13.3	26	0
SEASON TOTALS		16	16	290	1,361	4.7	81	8	83	854	10.3	48	3
NFL TOTALS		29	29	534	2,221	4.2	81	16	128	1,253	9.8	48	3

POSTSEASON

1/3	BALTIMORE												
INACTIVE													
POSTSEASON TOTALS		0	0	0	0	0.0	0	0	0	0	0.0	0	0

BELL'S GAME-BY-GAME STATISTICS

POSTSEASON

Year	Team	GP	RUSHING						RECEIVING				
			GS	Att	Yds	Avg	Lg	TD	No	Yds	Avg	Lg	TD
2014	Pittsburgh												
INACTIVE													
NFL TOTALS		0	0	0	0	0.0	0	0	0	0	0.0	0	0

41 ANTWON BLAKE

Saw action in all 16 regular season games with one start...also saw action in the lone postseason game...recorded two special teams tackles 10/20 vs. Houston, and one, 9/28 vs. Tampa Bay, 10/26 vs. Indianapolis, 11/9 at N.Y. Jets, 11/30 vs. New Orleans and 12/14 at Atlanta.

- **9/7 vs. Cleveland:** Caught a 25-yard pass on a fake punt from teammate Robert Golden...marked his first career reception.
- **9/21 at Carolina:** Saw action in the secondary after CB Ike Taylor suffered a right forearm injury in the third quarter...recorded his first career tackle and first career pass breakup on defense.
- **10/26 vs. Indianapolis:** Saw action in the secondary...recorded his first career interception late in the fourth quarter off QB Andrew Luck.
- **11/2 vs. Baltimore:** Saw action in the secondary...totaled a career-best two pass breakups.
- **11/9 at N.Y. Jets:** Made his first career start.
- **12/7 at Cincinnati:** Tied for the team lead with two pass breakups, which also matched a career high.
- **12/14 at Atlanta:** Totaled a career-high seven tackles.
- **12/21 vs. Kansas City:** Tied his career high with seven tackles.
- **12/28 vs. Cincinnati:** Tied his career high with seven tackles...forced a fumble on WR A.J. Green late in the fourth quarter and recovered the football...marked his first forced fumble and first fumble recovery of his career.

BLAKE'S GAME-BY-GAME STATISTICS

Date	Opponent	GP	GS	T	AT	TOT	Sacks	Yds	Int/Yds	PD	FF	FR
9/7	CLEVELAND	1	0	0	0	0	0.0	0.0	0/0	0	0	0
9/11	at Baltimore	1	0	0	0	0	0.0	0.0	0/0	0	0	0
9/21	at Carolina	1	0	1	0	1	0.0	0.0	0/0	1	0	0
9/28	TAMPA BAY	1	0	0	0	0	0.0	0.0	0/0	0	0	0
10/5	at Jacksonville	1	0	0	0	0	0.0	0.0	0/0	0	0	0
10/12	at Cleveland	1	0	0	0	0	0.0	0.0	0/0	0	0	0
10/20	HOUSTON	1	0	0	0	0	0.0	0.0	0/0	0	0	0
10/26	INDIANAPOLIS	1	0	0	2	2	0.0	0.0	1/0	1	0	0
11/2	BALTIMORE	1	0	4	0	4	0.0	0.0	0/0	2	0	0
11/9	at N.Y. Jets	1	1	2	0	2	0.0	0.0	0/0	0	0	0
11/17	at Tennessee	1	0	0	1	1	0.0	0.0	0/0	0	0	0
11/30	NEW ORLEANS	1	0	1	0	1	0.0	0.0	0/0	0	0	0
12/7	at Cincinnati	1	0	4	0	4	0.0	0.0	0/0	2	0	0
12/14	at Atlanta	1	0	7	0	7	0.0	0.0	0/0	0	0	0
12/21	KANSAS CITY	1	0	6	1	7	0.0	0.0	0/0	1	0	0
12/28	CINCINNATI	1	0	6	1	7	0.0	0.0	0/0	0	1	1
SEASON TOTALS		16	1	31	5	36	0.0	0.0	1/0	7	1	1
STEELERS TOTALS		30	1	31	5	36	0.0	0.0	1/0	7	1	1
NFL TOTALS		46	1	31	5	36	0.0	0.0	1/0	7	1	1



2014 Steelers Updated Bios



POSTSEASON

1/3	BALTIMORE	1	0	0	0	0.0	0.0	0/0	0	0	0
POSTSEASON TOTALS		1	0	0	0	0.0	0.0	0/0	0	0	0

Career Special Teams Tackles (31): 13 in '12, 11 in '13 and 7 in '14.

Additional Statistics: Recorded his first career special teams fumble recovery on 12/2/12 at Buffalo...recorded his first reception, a 25-yarder from S Robert Golden on a fake punt on 9/7/14 vs. Cleveland.

BLAKE'S CAREER TOTALS

		POSTSEASON										
Year	Team	GP	GS	T	AT	TOT	Sacks	Yds	Int/Yds	PD	FF	FR
2014	Pittsburgh	1	0	0	0	0	0.0	0.0	0/0	0	0	0
NFL TOTALS		1	0	0	0	0	0.0	0.0	0/0	0	0	0

84 ANTONIO BROWN

Started all 16 games at WR in the regular season...named AFC Offensive Player of the Month (December) and AFC Special Teams Player of the Week (Week 17)...has now recorded at least one reception in 72 straight games in which he has played, including the postseason...set the single season team record with 129 receptions, which are the second-most in a single season in NFL history...set the single-season team record with 1,698 receiving yards, which are the fifth-most in a single season in NFL history...set a single-season team record with 13 receiving touchdowns...set the single-season team record with eight 100-yard games...became the first player in team history to record back-to-back seasons with at least 110 receptions...became the fourth player in NFL history to record at least 110 receptions in two straight seasons...became the first player in team history and the 14th player in NFL history with 1,600 receiving yards in a single season...became the first player in team history to record at least 1,400 receiving yards in back-to-back seasons and the ninth player in NFL history to accomplish that feat...has recorded at least five receptions and 50 receiving yards in 32 straight games, an NFL record...has an NFL record for the most consecutive games with at least five receptions and 70 receiving yards (18)...set an NFL record by recording at least 80 receiving yards in 14 straight regular-season games (12/22/13-12/2/14)...tied an NFL record by recording least five receptions and 80 receiving yards in each of the first nine games of the season (Michael Irvin, 1995)...started the lone postseason contest, recording his first career 100-yard game in the postseason (117 yards).

- **9/7 vs. Cleveland:** Totaled a game-high 116 receiving yards on five receptions with one receiving touchdown (35-yarder)...surpassed WR Plaxico Burress (264) for the eighth-most receptions in team history...his 116 receiving yards in the first half were a career best for any single first half of his career...added a 36-yard punt return to set the Steelers up for a touchdown.
- **9/11 at Baltimore:** Led all receivers in receptions (7) and receiving yards (90)...left the game in the first quarter due to a possible concussion but cleared all NFL concussion protocol and returned to the game.
- **9/21 at Carolina:** Totaled 10 receptions for 90 yards with two receiving touchdowns...with 107 all-purpose yards, surpassed Franco Harris for the most all-purpose yards by a Steeler in their first five seasons in the NFL.
- **9/28 vs. Tampa Bay:** Totaled a game-high 131 receiving yards on seven receptions with two receiving touchdowns...recorded two receiving touchdowns in the first half, becoming the first Steeler to have two touchdown catches in back-to-back games since Hines Ward (2005)...became the fourth Steeler in team history to post five touchdown receptions in the first four games of a season...completed a pass to RB Le'Veon Bell for a 17-yard gain, his second career completion.
- **10/5 at Jacksonville:** Totaled a team-best 84 yards on five receptions...with his first reception for a 15-yard gain, became the 10th player in team history to record 4,000 receiving yards and the fourth Steeler to reach the mark in their first five seasons in the NFL.
- **10/12 at Cleveland:** Totaled team highs with seven receptions for 118 yards.
- **10/20 vs. Houston:** Led the team in receptions (9) and receiving yards (90)...completed a three-yard touchdown pass to WR Lance Moore...surpassed RB Franco Harris for the seventh-most receptions (311) in Steelers history...has reached 50 receptions for the fourth straight season to become just the third player in team history (Ward and Louis Lipps) to record at least 50 receptions in four straight seasons...surpassed Burress for the eighth-most receiving yards (4,280) in team history.
- **10/26 vs. Indianapolis:** Totaled a game high 10 receptions for 133 yards with two receiving touchdowns.
- **11/2 vs. Baltimore:** Totaled game highs in receptions (11) and receiving yards (144)...moved into sixth place on the team's all-time receptions list...recorded a long reception of 54 yards for a score, the 13th time he recorded a 40+ yard reception in a single game of the regular season...has recorded a reception of 20+ yards in 13 straight games, the longest streak of his career and longest since Buddy Dial (13 games, 1959-60).
- **11/9 at N.Y. Jets:** Tied for the game high with eight receptions...surpassed Lynn Swann for the fifth-most receptions in team history...is the first Steeler with back-to-back 1,000-yard seasons since Mike Wallace (2010-11) and just the fifth player in team history to accomplish that feat...added one special teams tackle.
- **11/17 at Tennessee:** Totaled game highs with nine receptions for 91 yards...recorded a 12-yard touchdown reception...joined Ward as just the second player in team history to have consecutive seasons with at least 80 receptions...became the second player (Ward) to have three 1,100-yard seasons...is the third Steeler to record 1,100 receiving yards in back-to-back seasons (Wallace and Ward).
- **11/30 vs. New Orleans:** Recorded two fourth-quarter touchdowns...marked his sixth career multi-touchdown game...extended his career best to 11 touchdown receptions on the season...became the 10th Steeler to record 10 or more touchdown receptions in a single season...became the seventh player to record at least 11 touchdown receptions in a single season...surpassed 25 career receiving touchdowns to become the 11th player in team history to record 25 career touchdown receptions as a Steeler...became the fifth player in team history to reach 350 career receptions as a Steeler...surpassed Dial for the seventh-most receiving yards in team history.
- **12/7 at Cincinnati:** Surpassed Louis Lipps for the fourth-most receptions in team history (366)...joined Yancey Thigpen as the only other player to record multiple 1,300-yard seasons with the team...surpassed Lipps for the fourth-most punt return yards in team history (1,219).



2014 Steelers Updated Bios



- **12/14 at Atlanta:** Marked his fifth double-digit reception game of his career and fourth of the season...became the first player in team history to record 1,400 receiving yards in the first 14 games of a season...became the third player in NFL history to record 110 receptions or more in the first 14 games of a season...eclipsed 5,000 career receiving yards...surpassed Theo Bell for the fourth-most punt return yards in team history.
- **12/21 vs. Kansas City:** Tied for the game high with seven receptions for a team-best 72 yards with one touchdown...became the third player in NFL history to record 120 receptions or more through the first 15 games of a season...became the 16th player in NFL history to record 1,500 receiving yards through the first 15 games of a season.
- **12/28 vs. Cincinnati:** Named AFC Special Teams Player of the Week...recorded his 16th career 100-yard receiving game, which is tied for the fourth-most in team history...posted a game-high 128 receiving yards on seven receptions, including a 63-yard touchdown, a season-long reception...moved into sixth place on the team's all-time receiving yards list...returned a punt 71 yards for a touchdown, his third career punt return for a touchdown, which is tied for the second-most in team history...set a single-game career-best with 84 punt return yards...joined Lipps (11/19/84 and 10/27/85) as the second player in team history to return a punt for a touchdown and have one receiving touchdown in the same game (12/15/13 and 12/28/14)...became the first player in team history since Antwaan Randle El (12/18/05) with at least 80 punt return yards in a single game...became the third player in team history to reach 1,300 career punt return yards.
- **AFC Wild Card Game 1/3 vs. Baltimore:** Started his first career postseason game...caught nine passes for 117 yards, both are personal bests for a single postseason game...recorded his first career 100-yard game in the postseason and became the 10th player in team history to register 100 receiving yards in a single game.

BROWN'S GAME-BY-GAME STATISTICS

BROWN'S CAREER BY OPPONENT STATISTICS														
Date	Opponent	GP	RECEIVING						RUSHING					
			GS	Rec	Yds	Avg	Lg	TD	No	Yds	Avg	Lg	TD	
9/7	CLEVELAND	1	1	5	116	23.2	41	1	0	0	0.0	0	0	
9/11	at Baltimore	1	1	7	90	12.9	27	0	2	10	5.0	9	0	
9/21	at Carolina	1	1	10	90	9.0	30	2	0	0	0.0	0	0	
9/28	TAMPA BAY	1	1	7	131	18.7	27t	2	0	0	0.0	0	0	
10/5	at Jacksonville	1	1	5	84	16.8	30	0	0	0	0.0	0	0	
10/12	at Cleveland	1	1	7	118	16.9	23	0	1	-2	-2.0	-2	0	
10/20	HOUSTON	1	1	9	90	10.0	30	0	0	0	0.0	0	0	
10/26	INDIANAPOLIS	1	1	10	133	13.3	47t	2	1	5	5.0	5	0	
11/2	BALTIMORE	1	1	11	144	13.1	54t	1	0	0	0.0	0	0	
11/9	at N.Y. Jets	1	1	8	74	9.3	15	0	0	0	0.0	0	0	
11/17	at Tennessee	1	1	9	91	10.1	17	1	0	0	0.0	0	0	
11/30	NEW ORLEANS	1	1	8	97	12.1	21	2	0	0	0.0	0	0	
12/7	at Cincinnati	1	1	9	117	13.0	32	0	0	0	0.0	0	0	
12/14	at Atlanta	1	1	10	123	12.3	28	0	0	0	0.0	0	0	
12/21	KANSAS CITY	1	1	7	72	10.3	19	1	0	0	0.0	0	0	
12/28	CINCINNATI	1	1	7	128	18.3	63t	1	0	0	0.0	0	0	
SEASON TOTALS		16	16	129	1,698	13.2	63t	13	4	13	3.3	9	0	
NFL TOTALS		70	43	390	5,259	13.5	79t	28	25	82	3.3	13	0	

POSTSEASON

1/3	BALTIMORE	1	1	9	117	13.0	44	0	0	0	0.0	0	0
POSTSEASON TOTALS		1	1	9	117	13.0	44	0	0	0	0.0	0	0

PUNT RETURNS

Date	Opponent	No	FC	Yds	Avg	Lg	TD
9/7	CLEVELAND	3	2	46	15.3	36	0
9/11	at Baltimore	2	0	13	6.5	13	0
9/21	at Carolina	2	0	17	8.5	9	0
9/28	TAMPA BAY	0	2	0	0.0	0	0
10/5	at Jacksonville	4	1	20	5.0	6	0
10/12	at Cleveland	2	1	9	4.5	10	0
10/20	HOUSTON	2	0	21	10.5	12	0
10/26	INDIANAPOLIS	3	0	16	5.3	11	0
11/2	BALTIMORE	0	4	0	0.0	0	0
11/9	at N.Y. Jets	2	1	7	3.5	7	0
11/17	at Tennessee	1	2	14	14.0	14	0
11/30	NEW ORLEANS	2	0	15	7.5	13	0
12/7	at Cincinnati	3	1	14	4.7	7	0
12/14	at Atlanta	2	1	43	21.5	31	0
12/21	KANSAS CITY	0	1	0	0.0	0	0
12/28	CINCINNATI	2	0	84	42.0	71t	1
SEASON TOTALS		30	16	319	10.6	71t	1
NFL TOTALS		138	74	1,346	9.8	71t	3

KICKOFF RETURNS

Date	Opponent	No	Yds	Avg	Lg	TD
9/7	CLEVELAND	0	0	0.0	0	0
9/11	at Baltimore	0	0	0.0	0	0
9/21	at Carolina	0	0	0.0	0	0
9/28	TAMPA BAY	0	0	0.0	0	0
10/5	at Jacksonville	0	0	0.0	0	0
10/12	at Cleveland	0	0	0.0	0	0
10/20	HOUSTON	0	0	0.0	0	0
10/26	INDIANAPOLIS	1	0	0.0	0	0
11/2	BALTIMORE	0	0	0.0	0	0
11/9	at N.Y. Jets	0	0	0.0	0	0
11/17	at Tennessee	0	0	0.0	0	0
11/30	NEW ORLEANS	0	0	0.0	0	0
12/7	at Cincinnati	0	0	0.0	0	0
12/14	at Atlanta	0	0	0.0	0	0
12/21	KANSAS CITY	0	0	0.0	0	0
12/28	CINCINNATI	0	0	0.0	0	0
SEASON TOTALS		1	0	0.0	0	0
NFL TOTALS		46	1,150	25.0	89t	1

POSTSEASON

1/3	BALTIMORE	0	0	0	0.0	0	0
POSTSEASON TOTALS		0	0	0	0.0	0	0

Career Special Teams Tackles (3): 2 in '10 and 1 in '14.

Additional Statistics: Attempted his first career pass, an incomplection, at Cincinnati on 10/21/12...attempted a pass at Baltimore on 12/2/12 that was intercepted...completed his first career pass, at N.Y. Jets on 10/13/13, a 15-yarder to RB Felix Jones...completed a 17-yard pass to RB Le'Veon Bell on 9/28/14 vs. Tampa Bay...completed a three-yard touchdown pass to WR Lance Moore on 10/20/14 vs. Houston.



2014 Steelers Updated Bios



BROWN'S CAREER TOTALS POSTSEASON

Year	Team	GP	GS	RECEIVING					TD	RUSHING				
				Rec	Yds	Avg	Lg			No	Yds	Avg	Lg	TD
2014	Pittsburgh	0	0	0	0	0.0	0		0	0	0	0.0	0	0
NFL TOTALS		5	1	19	277	14.6	58		0	1	18	18.0	18	0

Year	Team	PUNT RETURNS					TD	KICKOFF RETURNS					TD
		No	FC	Yds	Avg	Lg		No	Yds	Avg	Lg		
2014	Pittsburgh	0	0	0	0.0	0	0	0	0	0.0	0		0
NFL TOTALS		6	3	21	3.5	12	0	12	257	21.4	38		0

10 MARTAVIS BRYANT

Saw action in 10 games with three starts during the regular season...saw action in the lone postseason contest...finished second on the team's receiving touchdowns list as a rookie (8)...his 549 receiving yards as a rookie are the eighth-most in team history in a single-season for a rookie...inactive due to a shoulder injury Weeks 1-2...inactive Weeks 3-6.

- **10/20 vs. Houston:** Made his NFL debut...caught a 35-yard touchdown on his first reception, becoming the first Steelers rookie since TE Matt Spaeth (9/7/07 vs. Cleveland) to accomplish the feat.
- **10/26 vs. Indianapolis:** Totaled career highs in receptions (5), receiving yards (83) and receiving touchdowns (2)...added a 52-yard reception...became the first Steelers rookie WR to total two receiving touchdowns in a single game since 2009 (Mike Wallace, 12/20/09 vs. Green Bay)...became the first Steelers rookie WR to record a receiving touchdown in back-to-back games since 2010 (Emmanuel Sanders, Weeks 10-11).
- **11/2 vs. Baltimore:** Made his first career start and recorded three receptions for 44 yards...tied his career-high with two receiving touchdowns...becomes the second rookie in team history to record multiple touchdown reception games (Eric Green, 1990)...recorded his first career rush for three yards.
- **11/9 at N.Y. Jets:** Totaled a career-best 143 receiving yards...had an 80-yard touchdown reception...added a 45-yard reception...became the first Steelers rookie since Mike Wallace (9/27/09 at Cincinnati) to have a 100-yard receiving game...is the first Steelers' rookie to have a touchdown reception in four straight games since Heath Miller in 2005...is the seventh Steelers rookie in team history to reach six receiving touchdowns in their first season and first since Wallace in 2009...set an NFL record for the most receiving touchdowns in a player's first four games of a career with six.
- **12/7 at Cincinnati:** Recorded 109 receiving yards, his second career 100-yard game...caught a career-long 94-yard touchdown, the second-longest pass play in team history...is the fourth rookie in franchise history to record seven receiving scores in his first season...is one of five rookies to record 100 yards in multiple games in his first season...became the fourth player in NFL history to record seven receiving touchdowns in a player's first seven career games.
- **12/21 vs. Kansas City:** Recorded a 44-yard reception, his fifth 40+ yard reception on the season.
- **12/28 vs. Cincinnati:** Scored on a 21-yard touchdown reception, his eighth of the season.
- **AFC Wild Card Game 1/3 vs. Baltimore:** Totaled five receptions for 61 yards with one touchdown, a six-yarder...the five receptions tied a rookie postseason record for a single game...became the fifth rookie in team history to record a touchdown reception in a postseason game and the first since Miller (AFC Divisional Game 1/15/06 at Indianapolis).

BRYANT'S GAME-BY-GAME STATISTICS

Date	Opponent	GP	GS	RECEIVING					TD	RUSHING				
				Rec	Yds	Avg	Lg			No	Yds	Avg	Lg	TD
9/7	CLEVELAND								INACTIVE					
9/11	at Baltimore								INACTIVE					
9/21	at Carolina								INACTIVE					
9/28	TAMPA BAY								INACTIVE					
10/5	at Jacksonville								INACTIVE					
10/12	at Cleveland								INACTIVE					
10/20	HOUSTON	1	0	2	40	20.0	35t	1		0	0	0.0	0	0
10/26	INDIANAPOLIS	1	0	5	83	16.6	52	2		0	0	0.0	0	0
11/2	BALTIMORE	1	1	3	44	14.7	19t	2		1	3	3.0	3	0
11/9	at N.Y. Jets	1	1	4	143	35.8	80t	1		0	0	0.0	0	0
11/17	at Tennessee	1	0	2	11	5.5	8	0		0	0	0.0	0	0
11/30	NEW ORLEANS	1	0	1	23	23.0	23	0		0	0	0.0	0	0
12/7	at Cincinnati	1	0	4	109	27.3	94t	1		0	0	0.0	0	0
12/14	at Atlanta	1	0	3	31	10.3	14	0		0	0	0.0	0	0
12/21	KANSAS CITY	1	0	1	44	44.0	44	0		2	9	4.5	9	0
12/28	CINCINNATI	1	1	1	21	21.0	21t	1		0	0	0.0	0	0
SEASON TOTALS		10	3	26	549	21.1	94t	8		3	12	4.0	9	0

POSTSEASON

1/3	BALTIMORE	1	0	5	61	12.2	22	1		1	6	6.0	6	0
POSTSEASON TOTALS		1	0	5	61	12.2	22	1		1	6	6.0	6	0



2014 Steelers Updated Bios



BRYANT'S CAREER TOTALS POSTSEASON

		RECEIVING							RUSHING				
Year	Team	GP	GS	Rec	Yds	Avg	Lg	TD	No	Yds	Avg	Lg	TD
2014	Pittsburgh	1	0	5	61	12.2	22	1	1	6	6.0	6	0
NFL TOTALS		1	0	5	61	12.2	22	1	1	6	6.0	6	0

66 DAVID DECASTRO

Started at RG in all 16 regular-season games...made his postseason debut starting at RG in the AFC Wild Card Game vs. Baltimore.

- **9/7 vs. Cleveland:** Started at RG for the second straight season opener...was part of an offensive line that helped block for the Steelers offense to record 503 total net yards.
- **9/21 at Carolina:** Was part of an offensive line that helped block for Steelers rushers to total 264 yards on the ground, the third-highest total in a single game since 2000, and for RB Le'Veon Bell and RB LeGarrette Blount to each record 100-yard games.
- **10/26 vs. Indianapolis:** Was part of an offensive line that allowed zero sacks in 49 pass attempts and allowed QB Ben Roethlisberger to throw for team records in completions (40) passing yards (522) and passing touchdowns (6).
- **11/2 vs. Baltimore:** Was part of an offensive line that helped block for Roethlisberger to throw six touchdowns and to total an NFL record 12 touchdown passes in back-to-back games.
- **11/17 at Tennessee:** Was part of an offensive line that helped pave the way for Bell to record the fourth-highest single game rushing total in team history (204 yards).
- **12/7 at Cincinnati:** Was part of an offensive line that allowed zero sacks in 39 pass attempts.
- **12/28 vs. Cincinnati:** Was part of an offensive line that allowed zero sacks in 38 pass attempts.

DECASTRO'S CAREER TOTALS

Year	Team	GP	GS
2014	Pittsburgh	16	16
NFL TOTALS		35	34

DECASTRO'S CAREER POSTSEASON TOTALS

Year	Team	GP	GS
2014	Pittsburgh	1	1
NFL TOTALS		1	1

73 RAMON FOSTER

Started at LG for 14 games in the regular season...started at LG for the lone postseason matchup, his fifth career postseason start...inactive due to an ankle injury Weeks 3-4.

- **9/7 vs. Cleveland:** Started on the offensive line (LG) for the third straight season opener...was part of an offensive line that helped block for QB Ben Roethlisberger to throw for 365 yards.
- **10/5 at Jacksonville:** Returned to the starting lineup after missing two weeks due to an ankle injury...marked his 75th career game played and 60th game started.
- **10/26 vs. Indianapolis:** Was part of an offensive line that allowed zero sacks in 49 pass attempts and allowed QB Ben Roethlisberger to throw for team records in completions (40) passing yards (522) and passing touchdowns (6).
- **11/2 vs. Baltimore:** Was part of an offensive line that helped block for Roethlisberger to throw six touchdowns and to total an NFL record 12 touchdown passes in back-to-back games.
- **11/17 at Tennessee:** Was part of an offensive line that helped pave the way for Bell to record the fourth-highest single game rushing total in team history (204 yards).
- **12/7 at Cincinnati:** Was part of an offensive line that allowed zero sacks in 39 pass attempts.
- **12/28 vs. Cincinnati:** Was part of an offensive line that allowed zero sacks in 38 pass attempts.

FOSTER'S CAREER TOTALS

Year	Team	GP	GS
2014	Pittsburgh	14	14
NFL TOTALS		86	71

FOSTER'S CAREER POSTSEASON TOTALS

Year	Team	GP	GS
2014	Pittsburgh	1	1
NFL TOTALS		5	5



2014 Steelers Updated Bios



57 TERENCE GARVIN

Saw action on special teams in all 16 games in the regular season...made his postseason debut in the AFC Wild Card Game vs. Baltimore...totaled three special teams tackles 11/2 vs. Baltimore, two, 12/7 at Cincinnati, 12/21 vs. Kansas City and 12/28 vs. Cincinnati, and one, 9/28 vs. Tampa Bay, 10/5 at Jacksonville, 10/20 vs. Houston, 11/9 at N.Y. Jets, 11/17 at Tennessee and 12/14 at Atlanta.

GARVIN'S GAME-BY-GAME STATISTICS

Date	Opponent	GP	GS	T	AT	TOT	Sacks	Yds	Int/Yds	PD	FF	FR
9/7	CLEVELAND	1	0	0	0	0	0.0	0.0	0/0	0	0	0
9/11	at Baltimore	1	0	0	0	0	0.0	0.0	0/0	0	0	0
9/21	at Carolina	1	0	0	0	0	0.0	0.0	0/0	0	0	0
9/28	TAMPA BAY	1	0	0	0	0	0.0	0.0	0/0	0	0	0
10/5	at Jacksonville	1	0	0	0	0	0.0	0.0	0/0	0	0	0
10/12	at Cleveland	1	0	0	0	0	0.0	0.0	0/0	0	0	0
10/20	HOUSTON	1	0	0	0	0	0.0	0.0	0/0	0	0	0
10/26	INDIANAPOLIS	1	0	0	0	0	0.0	0.0	0/0	0	0	0
11/2	BALTIMORE	1	0	0	0	0	0.0	0.0	0/0	0	0	0
11/9	at N.Y. Jets	1	0	0	0	0	0.0	0.0	0/0	0	0	0
11/17	at Tennessee	1	0	0	0	0	0.0	0.0	0/0	0	0	0
11/30	NEW ORLEANS	1	0	0	0	0	0.0	0.0	0/0	0	0	0
12/7	at Cincinnati	1	0	0	0	0	0.0	0.0	0/0	0	0	0
12/14	at Atlanta	1	0	0	0	0	0.0	0.0	0/0	0	0	0
12/21	KANSAS CITY	1	0	0	0	0	0.0	0.0	0/0	0	0	0
12/28	CINCINNATI	1	0	0	0	0	0.0	0.0	0/0	0	0	0
SEASON TOTALS		16	0	0	0	0	0.0	0.0	0/0	0	0	0
NFL TOTALS		31	1	1	0	1	0.0	0.0	0/0	0	0	0

POSTSEASON

1/3	BALTIMORE	1	0	0	0	0	0.0	0.0	0/0	0	0	0
POSTSEASON TOTALS		1	0	0	0	0	0.0	0.0	0/0	0	0	0

Career Special Teams Tackles (24): 9 in '13 and 15 in '14.

GARVIN'S CAREER TOTALS

POSTSEASON

Year	Team	GP	GS	T	AT	TOT	Sacks	Yds	Int/Yds	PD	FF	FR
2014	Pittsburgh	1	0	0	0	0	0.0	0.0	0/0	0	0	0
NFL TOTALS		1	0	0	0	0	0.0	0.0	0/0	0	0	0

22 WILLIAM GAY

Saw action in all 16 games with 13 starts during the regular season...currently has a consecutive games played streak of 128, which is the longest active consecutive games played streak in the NFL among defensive backs...led the NFL with three interceptions returned for touchdowns this season, and set a team record for the most interceptions returned for touchdowns in a single season...set a career high with three interceptions on the year...recorded two special teams tackles 9/7 vs. Cleveland and 10/26 vs. Indianapolis, and one, 12/7 vs. Cincinnati...started the lone postseason contest.

- **9/28 vs. Tampa Bay:** Tied a career-high with four pass breakups.
- **10/26 vs. Indianapolis:** Picked off QB Andrew Luck and returned it 33 yards for a touchdown, the second interception return for a touchdown in his career and his seventh career interception.
- **11/9 at N.Y. Jets:** Started his 70th career game...totaled a season-best seven tackles.
- **11/17 at Tennessee:** Intercepted QB Zach Mettenberger on the Titans' first offensive play and returned it 28 yards for a touchdown...marked his second pick-six of the season...marked the 100th interception return for a touchdown in team history.
- **12/14 at Atlanta:** Led the team with a season-best eight tackles...picked off QB Matt Ryan and returned it 52 yards for a touchdown, his third pick-six of the season...marked the fourth interception returned for a touchdown in his career.



2014 Steelers Updated Bios



GAY'S GAME-BY-GAME STATISTICS

Date	Opponent	GP	GS	T	AT	TOT	Sacks	Yds	Int/Yds	PD	FF	FR
9/7	CLEVELAND	1	0	1	0	1	0.0	0.0	0/0	3	0	0
9/11	at Baltimore	1	0	0	0	0	0.0	0.0	0/0	0	0	0
9/21	at Carolina	1	0	4	1	5	0.0	0.0	0/0	2	0	0
9/28	TAMPA BAY	1	1	4	0	4	0.0	0.0	0/0	4	0	0
10/5	at Jacksonville	1	1	2	0	2	0.0	0.0	0/0	1	0	0
10/12	at Cleveland	1	1	1	1	2	0.0	0.0	0/0	0	0	0
10/20	HOUSTON	1	1	5	0	5	0.0	0.0	0/0	0	0	0
10/26	INDIANAPOLIS	1	1	5	1	6	0.0	0.0	1/33t	1	0	0
11/2	BALTIMORE	1	1	5	0	5	0.0	0.0	0/0	0	0	0
11/9	at N.Y. Jets	1	1	5	2	7	0.0	0.0	0/0	1	0	0
11/17	at Tennessee	1	1	2	1	3	0.0	0.0	1/28t	1	0	0
11/30	NEW ORLEANS	1	1	3	2	5	0.0	0.0	0/0	0	0	0
12/7	at Cincinnati	1	1	2	1	3	0.0	0.0	0/0	1	0	0
12/14	at Atlanta	1	1	8	0	8	0.0	0.0	1/52t	2	0	0
12/21	KANSAS CITY	1	1	6	0	6	0.0	0.0	0/0	0	0	0
12/28	CINCINNATI	1	1	3	0	3	0.0	0.0	0/0	0	0	0
SEASON TOTALS		16	13	56	9	65	0.0	0.0	3/113	16	0	0
STEELERS TOTALS		112	61	330	38	368	4.0	28.0	7/144	82	4	2
NFL TOTALS		128	76	375	53	428	5.0	37.0	9/165	90	7	3

POSTSEASON

1/3	BALTIMORE	1	1	2	0	2	0.0	0.0	0/0	1	0	0
POSTSEASON TOTALS		1	1	2	0	2	0.0	0.0	0/0	1	0	0

Career Special Teams Tackles (46): 11 in '07, 9 in '08, 5 in '09, 13 in '10, 1 in '11, 2 in '13 and 5 in '14.

GAY'S CAREER TOTALS

POSTSEASON

Year	Team	GP	GS	T	AT	TOT	Sacks	Yds	Int/Yds	PD	FF	FR
2014	Pittsburgh	1	1	2	0	2	0.0	0.0	0/0	1	0	0
NFL TOTALS		9	4	12	3	15	0.0	0.0	0/0	4	0	1

Postseason Special Teams Tackles (1): 1 in '08.

Additional Statistics: Recovered a fumble on special teams versus San Diego in the AFC Divisional Game on 1/11/09...recovered a fumble and returned it for a touchdown versus the N.Y. Jets in the AFC Championship Game on 1/23/11.

71 CLIFTON GEATHERS

Inactive Weeks 14-17 and for the lone postseason contest...signed with the Steelers on December 1, 2014...released by the Washington Redskins on November 1, 2014.

GEATHERS' GAME-BY-GAME STATISTICS (With Washington 9/7-10/27)

Date	Opponent	GP	GS	T	AT	TOT	Sacks	Yds	Int/Yds	PD	FF	FR
9/7	at Houston	1	0	0	0	0	0.0	0.0	0/0	0	0	0
9/14	JACKSONVILLE	1	0	1	0	1	0.0	0.0	0/0	0	0	0
9/21	at Philadelphia	1	0	1	0	1	0.0	0.0	0/0	0	0	0
9/25	N.Y. GIANTS	1	0	3	1	4	0.0	0.0	0/0	0	0	0
10/6	SEATTLE	1	0	0	0	0	0.0	0.0	0/0	0	0	0
10/12	at Arizona	1	0	0	0	0	0.0	0.0	0/0	0	0	0
10/19	TENNESSEE											
10/27	at Dallas											
11/2	BALTIMORE											
11/9	at N.Y. Jets											
11/17	at Tennessee											
11/30	NEW ORLEANS											
12/7	at Cincinnati											
12/14	at Atlanta											
12/21	KANSAS CITY											
12/28	CINCINNATI											
SEASON TOTALS		6	0	5	1	6	0.0	0.0	0/0	0	0	0
NFL TOTALS		37	1	17	7	24	1.0	9.0	0/0	0	0	0

POSTSEASON

1/3	BALTIMORE											
POSTSEASON TOTALS		0	0	0	0	0	0.0	0.0	0/0	0	0	0

GEATHER'S CAREER TOTALS

POSTSEASON

Year	Team	GP	GS	T	AT	TOT	Sacks	Yds	Int/Yds	PD	FF	FR
2014	Pittsburgh											
STEELERS TOTALS		0	0	0	0	0	0.0	0.0	0/0	0	0	0
NFL TOTALS		2	0	0	0	0	0.0	0.0	0/0	0	0	0



2014 Steelers Updated Bios



77 MARCUS GILBERT

Started at RT for 12 regular-season games...started his second career postseason contest in the AFC Wild Card Game vs. Baltimore...inactive Week 8 due to a concussion and inactive Weeks 13-15 due to an ankle injury.

- **9/7 vs. Cleveland:** Started at RT for the third straight season opener...was part of an offensive line that helped block for the Steelers to gain 20+ yards on eight plays.
- **9/21 at Carolina:** Was part of an offensive line that helped control the football for 34:39 and blocked for Steelers' rushers to gain 264 yards on the ground, the third-highest single-game total since 2000.
- **10/20 vs. Houston:** Left the game in the second quarter with a concussion and did not return.
- **11/2 vs. Baltimore:** Returned to the starting lineup after missing Week 8 due to a concussion...was part of an offensive line that helped block for Roethlisberger to throw six touchdowns and to total an NFL record 12 touchdown passes in back-to-back games.
- **11/17 at Tennessee:** Was part of an offensive line that helped pave the way for Bell to record the fourth-highest single game rushing total in team history (204 yards).
- **12/21 vs. Kansas City:** Returned to the starting lineup after missing three games due to an ankle injury.
- **12/28 vs. Cincinnati:** Was part of an offensive line that allowed zero sacks in 38 pass attempts.
- **AFC Wild Card Game 1/3 vs. Baltimore:** Left the game late in the fourth quarter due to an ankle injury and did not return.

GILBERT'S CAREER TOTALS

Year	Team	GP	GS
2014	Pittsburgh	12	12
NFL TOTALS		47	46

GILBERT'S CAREER POSTSEASON TOTALS

Year	Team	GP	GS
2014	Pittsburgh	1	1
NFL TOTALS		2	2

21 ROBERT GOLDEN

Named a special teams captain...saw action on special teams in all 16 games during the regular season...made his postseason debut in the AFC Wild Card Game vs. Baltimore...totaled three special teams tackles 11/9 at N.Y. Jets, two, 10/26 vs. Indianapolis, and one, 9/21 at Carolina, 9/28 vs. Tampa Bay, 10/20 vs. Houston, 11/2 vs. Baltimore and 12/28 vs. Cincinnati.

- **9/7 vs. Cleveland:** Attempted and completed his first career pass, a 25-yarder to CB Antwon Blake on a fake punt in the fourth quarter.
- **9/21 at Carolina:** Recovered a fumble in the end zone on special teams for a touchdown...the fumble was forced by S Shamarko Thomas.

GOLDEN'S GAME-BY-GAME STATISTICS

Date	Opponent	GP	GS	T	AT	TOT	Sacks	Yds	Int/Yds	PD	FF	FR
9/7	CLEVELAND	1	0	0	0	0	0.0	0.0	0/0	0	0	0
9/11	at Baltimore	1	0	0	0	0	0.0	0.0	0/0	0	0	0
9/21	at Carolina	1	0	0	0	0	0.0	0.0	0/0	0	0	0
9/28	TAMPA BAY	1	0	0	0	0	0.0	0.0	0/0	0	0	0
10/5	at Jacksonville	1	0	0	0	0	0.0	0.0	0/0	0	0	0
10/12	at Cleveland	1	0	0	0	0	0.0	0.0	0/0	0	0	0
10/20	HOUSTON	1	0	0	0	0	0.0	0.0	0/0	0	0	0
10/26	INDIANAPOLIS	1	0	0	0	0	0.0	0.0	0/0	0	0	0
11/2	BALTIMORE	1	0	0	0	0	0.0	0.0	0/0	0	0	0
11/9	at N.Y. Jets	1	0	0	0	0	0.0	0.0	0/0	0	0	0
11/17	at Tennessee	1	0	0	0	0	0.0	0.0	0/0	0	0	0
11/30	NEW ORLEANS	1	0	0	0	0	0.0	0.0	0/0	0	0	0
12/7	at Cincinnati	1	0	0	0	0	0.0	0.0	0/0	0	0	0
12/14	at Atlanta	1	0	0	0	0	0.0	0.0	0/0	0	0	0
12/21	KANSAS CITY	1	0	0	0	0	0.0	0.0	0/0	0	0	0
12/28	CINCINNATI	1	0	0	0	0	0.0	0.0	0/0	0	0	0
SEASON TOTALS		16	0	0	0	0	0.0	0.0	0/0	0	0	0
NFL TOTALS		47	0	5	1	6	0.0	0.0	0/0	1	0	0

POSTSEASON

1/3	BALTIMORE	1	0	0	0	0	0.0	0.0	0/0	0	0	0
POSTSEASON TOTALS		1	0	0	0	0	0.0	0.0	0/0	0	0	0

Special Teams Tackles (27): 3 in '12, 14 in '13 and 10 in '14.

Additional Statistics: Recorded his first career forced fumble on special teams on 10/27/13 at Oakland...attempted and completed his first career pass, a 25-yarder to CB Antwon Blake on a fake punt 9/7/14 vs. Cleveland...recovered a fumble in the end zone for a touchdown on special teams on 9/21 at Carolina.

GOLDEN'S CAREER TOTALS

POSTSEASON

Year	Team	GP	GS	T	AT	TOT	Sacks	Yds	Int/Yds	PD	FF	FR
2014	Pittsburgh	1	0	0	0	0	0.0	0.0	0/0	0	0	0
NFL TOTALS		1	0	0	0	0	0.0	0.0	0/0	0	0	0



2014 Steelers Updated Bios



5 BRUCE GRADKOWSKI

Served as the backup in all 16 games for the regular season and the lone postseason contest.

- **9/21 at Carolina:** Saw action in his first career game as a Steeler in relief of QB Ben Roethlisberger.
- **AFC Wild Card Game 1/3 vs. Baltimore:** Made his postseason debut when Roethlisberger missed a few snaps due to a neck injury.

GRADKOWSKI'S GAME-BY-GAME STATISTICS

Date	Opponent	GP	GS	Att	Cmp	Pct	Yds	Yds/ Att	TD	Int	Lg	Sk	Yds Lst	Rtg
9/7	CLEVELAND													
9/11	at Baltimore													
9/21	at Carolina	1	0	0	0	0.0	0	0/0	0	0	0	0	0	0.0
9/28	TAMPA BAY													
10/5	at Jacksonville													
10/12	at Cleveland													
10/20	HOUSTON													
10/26	INDIANAPOLIS													
11/2	BALTIMORE													
11/9	at N.Y. Jets													
11/17	at Tennessee													
11/30	NEW ORLEANS													
12/7	at Cincinnati													
12/14	at Atlanta													
12/21	KANSAS CITY													
12/28	CINCINNATI													
SEASON TOTALS		1	0	0	0	0.0	0	0/0	0	0	0	0	0	0.0
STEELERS TOTALS		1	0	0	0	0.0	0	0/0	0	0	0	0	0	0.0
NFL TOTALS		37	20	709	375	52.9	4,057	5.7	21	24	75t	53	333	65.8

POSTSEASON

1/3	BALTIMORE	1	0	3	2	66.7	22	7.3	0	0	18	0	0	88.2
POSTSEASON TOTALS		1	0	3	2	66.7	22	7.3	0	0	18	0	0	88.2

Career Record as a Starter: 6-14 (.300): 3-8 (.270) in 2006; 0-1 (.000) in 2008; 2-2 (.500) in 2009; 1-3 (.250) in 2010.

GRADKOWSKI'S CAREER RUSHING TOTALS

Year	Team	Att	Yds	Avg	Lg	TD
2014	Pittsburgh	2	-2	-1.0	0	0
NFL TOTALS		88	329	3.7	21	0

GRADKOWSKI'S CAREER TOTALS

POSTSEASON

Year	Team	GP	GS	Att	Cmp	Pct	Yds	Yds/ Att	TD	Int	Lg	Sk	Yds Lst	Rtg
2014	Pittsburgh	1	0	3	2	66.7	22	7.3	0	0	18	0	0	88.2
NFL TOTALS		1	0	3	2	66.7	22	7.3	0	0	18	0	0	88.2

GRADKOWSKI'S CAREER RUSHING TOTALS

POSTSEASON

Year	Team	Att	Yds	Avg	Lg	TD
2014	Pittsburgh	0	0	0.0	0	0
NFL TOTALS		0	0	0.0	0	0

40 JOSH HARRIS

Saw action in five games during the regular season...made his postseason debut in the AFC Wild Card Game vs. Baltimore...signed to the Steelers' active roster on November 18, 2014.

- **11/30 vs. New Orleans:** Made his NFL debut, seeing action on special teams.
- **12/7 at Cincinnati:** Recorded his first career carries and rushing yards.
- **AFC Wild Card Game 1/3 vs. Baltimore:** Led the team in carries (9) and rushing yards (25).



2014 Steelers Updated Bios



HARRIS' GAME-BY-GAME STATISTICS

HARRIS GAME BY GAME STATISTICS														
Date	Opponent	GP	RUSHING					RECEIVING						
			GS	Att	Yds	Avg	Lg	TD	No	Yds	Avg	Lg	TD	
9/7	CLEVELAND							PRACTICE SQUAD						
9/11	at Baltimore							PRACTICE SQUAD						
9/21	at Carolina							PRACTICE SQUAD						
9/28	TAMPA BAY							PRACTICE SQUAD						
10/5	at Jacksonville							PRACTICE SQUAD						
10/12	at Cleveland							PRACTICE SQUAD						
10/20	HOUSTON							PRACTICE SQUAD						
10/26	INDIANAPOLIS							PRACTICE SQUAD						
11/2	BALTIMORE							PRACTICE SQUAD						
11/9	at N.Y. Jets							PRACTICE SQUAD						
11/17	at Tennessee							PRACTICE SQUAD						
11/30	NEW ORLEANS	1	0	0	0	0.0	0	0	0	0	0.0	0	0	0
12/7	at Cincinnati	1	0	4	9	2.3	3	0	0	0	0.0	0	0	0
12/14	at Atlanta	1	0	0	0	0.0	0	0	0	0	0.0	0	0	0
12/21	KANSAS CITY	1	0	0	0	0.0	0	0	0	0	0.0	0	0	0
12/28	CINCINNATI	1	0	5	7	1.4	4	0	0	0	0.0	0	0	0
SEASON TOTALS		5	0	9	16	1.8	4	0	0	0	0.0	0	0	0

POSTSEASON

1/3	BALTIMORE	1	0	9	25	2.8	8	0	2	6	3.0	6	0
POSTSEASON TOTALS		1	0	9	25	2.8	8	0	2	6	3.0	6	0

HARRIS' GAME-BY-GAME STATISTICS

POSTSEASON

Year	Team	GP	RUSHING						RECEIVING				
			GS	Att	Yds	Avg	Lg	TD	No	Yds	Avg	Lg	TD
2014	Pittsburgh	1	0	9	25	2.8	8	0	2	6	3.0	6	0
NFL TOTALS		1	0	9	25	2.8	8	0	2	6	3.0	6	0

92 JAMES HARRISON

Saw action in 11 games with three starts in the regular season...started the lone postseason contest...inactive due to a knee injury Weeks 14-15...signed with the Steelers on September 23, 2014.

- **10/26 vs. Indianapolis:** Sacked QB Andrew Luck twice for a loss of 15 yards.
- **11/2 vs. Baltimore:** Marked only the second time in his career (2009) that he recorded multiple sacks in back-to-back games...now has 13.0 career sacks versus Baltimore in 22 games.
- **12/21 vs. Kansas City:** Returned to the starting lineup after missing two games due to a knee injury...recorded 1.5 sacks, his 17th career multi-sack game and third of the season...tied Jason Gildon for the most multi-sack games in team history.

HARRISON'S GAME-BY-GAME STATISTICS

Date	Opponent	GP	GS	T	AT	TOT	Sacks	Yds	Int/Yds	PD	FF	FR
9/7	CLEVELAND											
9/11	at Baltimore											
9/21	at Carolina											
9/28	TAMPA BAY	1	0	0	1	1	0.0	0.0	0/0	0	0	0
10/5	at Jacksonville	1	0	1	0	1	0.0	0.0	0/0	0	0	0
10/12	at Cleveland	1	0	3	1	4	0.0	0.0	0/0	0	0	0
10/20	HOUSTON	1	0	3	0	3	0.0	0.0	0/0	0	0	0
10/26	INDIANAPOLIS	1	0	1	0	1	2.0	15.0	0/0	0	0	0
11/2	BALTIMORE	1	0	4	3	7	2.0	15.0	0/0	0	0	0
11/9	at N.Y. Jets	1	0	4	2	6	0.0	0.0	0/0	0	0	0
11/17	at Tennessee	1	0	1	3	4	0.0	0.0	0/0	0	0	0
11/30	NEW ORLEANS	1	1	5	2	7	0.0	0.0	0/0	0	0	0
12/7	at Cincinnati											
12/14	at Atlanta											
12/21	KANSAS CITY	1	1	4	3	7	1.5	5.0	0/0	0	0	0
12/28	CINCINNATI	1	1	2	2	4	0.0	0.0	0/0	0	0	0
SEASON TOTALS		11	3	28	17	45	5.5	35.0	0/0	0	0	0
STEELERS TOTALS		142	98	433	161	594	69.5	439.5	5/80	16	28	7
NFL TOTALS		157	108	449	175	624	71.5	441.5	6/89	17	28	8

POSTSEASON

1/3	BALTIMORE	1	1	0	2	2	0.0	0.0	0/0	0	0	0
POSTSEASON TOTALS		1	1	0	2	2	0.0	0.0	0/0	0	0	0

Special Teams Tackles (82): 25 in '04, 18 in '05, 15 in '06, 12 in '07 and 12 in '08.

Additional Statistics: Scored a touchdown on an 18-yard fumble recovery at Buffalo in the 2004 season (1/2/05)...on special teams, blocked a punt at Cleveland (12/24/05), blocked a punt 12/17/06 at Carolina and forced a fumble vs. Baltimore (11/5/07).



2014 Steelers Updated Bios



HARRISON'S CAREER TOTALS

		POSTSEASON										
Year	Team	GP	GS	T	AT	TOT	Sacks	Yds	Int/Yds	PD	FF	FR
2014	Pittsburgh	1	1	0	2	2	0.0	0.0	0/0	0	0	0
STEELERS TOTALS		13	8	28	15	43	6.5	45.0	1/100t	6	0	0
NFL TOTALS		14	9	31	15	46	6.5	45.0	1/100t	6	0	0

Career Postseason Special Teams Tackles (11): 5 in '04, 4 in '05 and 2 in '07.

97 CAMERON HEYWARD

Started all 16 games at DE in the regular season...has a consecutive games played streak of 64 games, which is tied for the third-longest active consecutive games played streak among defensive ends in the NFL...set a career high with 7.5 sacks on the season...started at DE in the lone postseason contest.

- **9/7 vs. Cleveland:** Started at DE for the first time in a season opener...recorded a sack on QB Brian Hoyer for a six-yard loss on the Browns final drive of the game...led the defensive line with five tackles...tied for the team lead with three QB pressures.
- **9/11 at Baltimore:** Finished second among defensive linemen with five tackles...played in his 50th career contest.
- **9/21 at Carolina:** Led the team with a season-high four QB pressures...was part of a defensive line that held the Panthers to 10 rushing yards in the first half.
- **9/28 vs. Tampa Bay:** Sacked QB Mike Glennon for a loss of 15 yards.
- **10/12 at Cleveland:** Recorded a sack on Cleveland's first possession.
- **11/9 at N.Y. Jets:** Recorded a sack in the second quarter...totaled a season-high six tackles.
- **12/7 at Cincinnati:** Registered one sack on QB Andy Dalton.
- **12/21 vs. Kansas City:** Recorded 1.5 sacks, his first multi-sack game of his career and the first DE to record multi sacks in a single game since Brett Keisel (12/23/12 vs. Cincinnati).
- **12/28 vs. Cincinnati:** Sacked Dalton for a loss of seven yards...recorded sacks in back-to-back games for the second time in his career (11/3-11/10, 2013)...totaled a season-best seven tackles.

HEYWARD'S GAME-BY-GAME STATISTICS

Date	Opponent	GP	GS	T	AT	TOT	Sacks	Yds	Int/Yds	PD	FF	FR
9/7	CLEVELAND	1	1	3	2	5	1.0	6.0	0/0	0	0	0
9/11	at Baltimore	1	1	4	1	5	0.0	0.0	0/0	0	0	0
9/21	at Carolina	1	1	2	1	3	0.0	0.0	0/0	0	0	0
9/28	TAMPA BAY	1	1	2	1	3	1.0	15.0	0/0	0	0	0
10/5	at Jacksonville	1	1	2	0	2	0.0	0.0	0/0	0	0	0
10/12	at Cleveland	1	1	2	2	4	1.0	7.0	0/0	0	0	0
10/20	HOUSTON	1	1	3	0	3	0.0	0.0	0/0	0	0	0
10/26	INDIANAPOLIS	1	1	0	0	0	0.0	0.0	0/0	1	0	0
11/2	BALTIMORE	1	1	2	0	2	0.0	0.0	0/0	0	0	0
11/9	at N.Y. Jets	1	1	4	2	6	1.0	0.0	0/0	0	0	0
11/17	at Tennessee	1	1	1	0	1	0.0	0.0	0/0	0	0	0
11/30	NEW ORLEANS	1	1	3	1	4	0.0	0.0	0/0	1	0	0
12/7	at Cincinnati	1	1	1	3	4	1.0	2.0	0/0	0	0	0
12/14	at Atlanta	1	1	1	1	2	0.0	0.0	0/0	1	0	0
12/21	KANSAS CITY	1	1	2	2	4	1.5	10.0	0/0	0	0	0
12/28	CINCINNATI	1	1	6	1	7	1.0	7.0	0/0	1	0	0
SEASON TOTALS		16	16	38	17	55	7.5	47.0	0/0	4	0	0
NFL TOTALS		64	29	106	43	149	15.0	101.0	0/0	12	1	1
POSTSEASON												
1/3	BALTIMORE	1	1	2	0	2	0.0	0.0	0/0	0	0	0
POSTSEASON TOTALS		1	1	2	0	2	0.0	0.0	0/0	0	0	0

Additional Statistics: Blocked his first career field goal vs. Cincinnati (12/4/11).

HEYWARD'S CAREER TOTALS

		POSTSEASON										
Year	Team	GP	GS	T	AT	TOT	Sacks	Yds	Int/Yds	PD	FF	FR
2014	Pittsburgh	1	1	2	0	2	0.0	0.0	0/0	0	0	0
NFL TOTALS		2	1	5	0	5	0.0	0.0	0/0	0	0	0



2014 Steelers Updated Bios



85 DARRIUS HEYWARD-BEY

Saw action on special teams in all 16 games in the regular season...also saw action in the lone postseason contest...totaled two special teams tackles 12/21 vs. Kansas City, and one, 10/26 vs. Indianapolis, 11/9 at N.Y. Jets and 12/7 at Cincinnati.

- **9/7 vs. Cleveland:** Made his Steelers debut.
- **9/21 at Carolina:** Saw action in his 75th career game...drew a pass interference penalty that set the Steelers up at the Panthers' 33-yard line...the drive resulted in a field goal.
- **10/5 at Jacksonville:** Caught his first career pass as a Steeler.
- **10/20 vs. Houston:** Recorded a season-long 17-yard reception.
- **11/9 at N.Y. Jets:** Started his first game as a Steeler.
- **12/7 at Cincinnati:** Forced a fumble on a Cincinnati fake punt in the first quarter, his first forced fumble of his career.
- **AFC Wild Card Game 1/3 vs. Baltimore:** Recorded his first career postseason reception and his first career postseason special teams tackle.

HEYWARD-BEY'S GAME-BY-GAME STATISTICS

Date	Opponent	GP	RECEIVING						RUSHING				
			GS	Rec	Yds	Avg	Lg	TD	No	Yds	Avg	Lg	TD
9/7	CLEVELAND	1	0	0	0	0.0	0	0	0	0	0.0	0	0
9/11	at Baltimore	1	0	0	0	0.0	0	0	0	0	0.0	0	0
9/21	at Carolina	1	0	0	0	0.0	0	0	0	0	0.0	0	0
9/28	TAMPA BAY	1	0	0	0	0.0	0	0	0	0	0.0	0	0
10/5	at Jacksonville	1	0	1	0	0.0	0	0	0	0	0.0	0	0
10/12	at Cleveland	1	0	0	0	0.0	0	0	0	0	0.0	0	0
10/20	HOUSTON	1	0	1	17	17.0	17	0	0	0	0.0	0	0
10/26	INDIANAPOLIS	1	0	1	16	16.0	16	0	0	0	0.0	0	0
11/2	BALTIMORE	1	0	0	0	0.0	0	0	0	0	0.0	0	0
11/9	at N.Y. Jets	1	1	0	0	0.0	0	0	0	0	0.0	0	0
11/17	at Tennessee	1	0	0	0	0.0	0	0	0	0	0.0	0	0
11/30	NEW ORLEANS	1	0	0	0	0.0	0	0	0	0	0.0	0	0
12/7	at Cincinnati	1	0	0	0	0.0	0	0	0	0	0.0	0	0
12/14	at Atlanta	1	0	0	0	0.0	0	0	0	0	0.0	0	0
12/21	KANSAS CITY	1	0	0	0	0.0	0	0	0	0	0.0	0	0
12/28	CINCINNATI	1	0	0	0	0.0	0	0	0	0	0.0	0	0
SEASON TOTALS		16	1	3	33	11.0	17	0	0	0	0.0	0	0
STEELERS TOTALS		16	1	3	33	11.0	17	0	0	0	0.0	0	0
NFL TOTALS		88	65	172	2,413	14.0	69t	12	11	109	9.9	30	0

POSTSEASON

1/3	BALTIMORE	1	0	1	6	6.0	6	0	0	0	0.0	0	0
POSTSEASON TOTALS		1	0	1	6	6.0	6	0	0	0	0.0	0	0

Career Special Teams Tackles (7): 2 in '13 and 5 in '14.

HEYWARD-BEY'S CAREER TOTALS

POSTSEASON

Year	Team	GP	RECEIVING						RUSHING				
			GS	Rec	Yds	Avg	Lg	TD	No	Yds	Avg	Lg	TD
2014	Pittsburgh	1	0	1	6	6.0	6	0	0	0	0.0	0	0
NFL TOTALS		2	0	1	6	6.0	6	0	0	0	0.0	0	0

Career Postseason Special Teams Tackles (1): 1 in '14.

74 CHRIS HUBBARD

Saw action on special teams in two games...inactive Weeks 1, 2, 5-7, 9-11, and 16-17...also inactive for the lone postseason game...dressed but did not see action Weeks 4, 8 and 13-14.

- **9/21 at Carolina:** Saw action in his first career NFL contest.

HUBBARD'S CAREER TOTALS

Year	Team	GP	GS
2014	Pittsburgh	2	0
NFL TOTALS		2	0

HUBBARD'S CAREER POSTSEASON TOTALS

Year	Team	GP	GS
2014	Pittsburgh	INACTIVE	
NFL TOTALS		0	0



2014 Steelers Updated Bios



46 WILL JOHNSON

Saw action at FB and on special teams in all 16 games with five starts during the regular season...made his postseason debut, starting at FB, in the AFC Wild Card Game vs. Baltimore...recorded one special teams tackle 10/5 at Jacksonville, 10/20 vs. Indianapolis, 11/17 at Tennessee and 11/30 vs. New Orleans.

- **10/5 at Jacksonville:** Recorded his first reception of the season for 12 yards.
- **10/20 vs. Indianapolis:** Totaled season highs in receptions (2), receiving yards (22) and receiving long (18).
- **11/2 vs. Baltimore:** Played in his 40th career game.

JOHNSON'S GAME-BY-GAME STATISTICS

DORNBUS'S GAME BY GAME CUMULATIVE														
RUSHING									RECEIVING					
Date	Opponent	GP	GS	Att	Yds	Avg	Lg	TD	No	Yds	Avg	Lg	TD	
9/7	CLEVELAND	1	0	0	0	0.0	0	0	0	0	0.0	0	0	
9/11	at Baltimore	1	1	0	0	0.0	0	0	0	0	0.0	0	0	
9/21	at Carolina	1	0	0	0	0.0	0	0	0	0	0.0	0	0	
9/28	TAMPA BAY	1	1	1	0	0.0	0	0	0	0	0.0	0	0	
10/5	at Jacksonville	1	0	1	0	0.0	0	0	1	12	12.0	12	0	
10/12	at Cleveland	1	0	0	0	0.0	0	0	0	0	0.0	0	0	
10/20	HOUSTON	1	0	0	0	0.0	0	0	0	0	0.0	0	0	
10/26	INDIANAPOLIS	1	0	0	0	0.0	0	0	2	22	11.0	18	0	
11/2	BALTIMORE	1	0	0	0	0.0	0	0	1	1	1.0	1	0	
11/9	at N.Y. Jets	1	0	0	0	0.0	0	0	1	-5	-5.0	-5	0	
11/17	at Tennessee	1	0	0	0	0.0	0	0	0	0	0.0	0	0	
11/30	NEW ORLEANS	1	0	0	0	0.0	0	0	0	0	0.0	0	0	
12/7	at Cincinnati	1	1	0	0	0.0	0	0	0	0	0.0	0	0	
12/14	at Atlanta	1	1	0	0	0.0	0	0	0	0	0.0	0	0	
12/21	KANSAS CITY	1	1	0	0	0.0	0	0	0	0	0.0	0	0	
12/28	CINCINNATI	1	0	0	0	0.0	0	0	1	11	11.0	11	0	
SEASON TOTALS		16	5	2	0	0.0	0	0	6	41	6.8	18	0	
NFL TOTALS		47	17	4	7	1.8	5	0	29	219	7.6	26	2	

POSTSEASON

1/3	BALTIMORE	1	1	1	3	3.0	3	0	0	0	0.0	0	0
POSTSEASON TOTALS		1	1	1	3	3.0	3	0	0	0	0.0	0	0

Career Special Teams Tackles (11): 7 in '13 and 4 in '14.

JOHNSON'S GAME-BY-GAME STATISTICS POSTSEASON

Year	Team	GP	RUSHING						RECEIVING				
			GS	Att	Yds	Avg	Lg	TD	No	Yds	Avg	Lg	TD
2014	Pittsburgh	1	1	1	3	3.0	3	0	0	0	0.0	0	0
NFL TOTALS		1	1	1	3	3.0	3	0	0	0	0.0	0	0

95 JARVIS JONES

Saw action in seven games with three starts during the regular season...also saw action in his postseason debut vs. Baltimore in the AFC Wild Card Game...activated from the team's Reserve/Injured; Designated For Return List on December 6, 2014...returned to practice on November 24, 2014...placed on the team's Reserve/Injured; Designated For Return List on September 23, 2014 due to a right wrist injury.

- **9/7 vs. Cleveland:** Started at OLB for the first time in a season opener...recorded the second sack of his career, a 10-yarder on QB Brian Hoyer in the second quarter.
- **9/11 at Baltimore:** Totaled five tackles.
- **9/21 at Carolina:** Recorded a sack and forced fumble on QB Cam Newton that was recovered by LB Jason Worilds...marked his first career forced fumble...left the game in the third quarter with a right wrist injury and did not return.
- **12/7 at Cincinnati:** Saw action for the first time since Week 3...totaled two tackles and one special teams stop.
- **12/28 vs. Cincinnati:** Totaled one special teams tackle.

2014 Steelers Updated Bios



JONES' GAME-BY-GAME STATISTICS

Date	Opponent	GP	GS	T	AT	TOT	Sacks	Yds	Int/Yds	PD	FF	FR
9/7	CLEVELAND	1	1	6	0	6	1.0	10.0	0/0	0	0	0
9/11	at Baltimore	1	1	4	1	5	0.0	0.0	0/0	0	0	0
9/21	at Carolina	1	1	1	1	2	1.0	8.0	0/0	0	1	0
9/28	TAMPA BAY			RESERVE/INJURED; DESIGNATED FOR RETURN								
10/5	at Jacksonville			RESERVE/INJURED; DESIGNATED FOR RETURN								
10/12	at Cleveland			RESERVE/INJURED; DESIGNATED FOR RETURN								
10/20	HOUSTON			RESERVE/INJURED; DESIGNATED FOR RETURN								
10/26	INDIANAPOLIS			RESERVE/INJURED; DESIGNATED FOR RETURN								
11/2	BALTIMORE			RESERVE/INJURED; DESIGNATED FOR RETURN								
11/9	at N.Y. Jets			RESERVE/INJURED; DESIGNATED FOR RETURN								
11/17	at Tennessee			RESERVE/INJURED; DESIGNATED FOR RETURN								
11/30	NEW ORLEANS			RESERVE/INJURED; DESIGNATED FOR RETURN								
12/7	at Cincinnati	1	0	0	2	2	0.0	0.0	0/0	0	0	0
12/14	at Atlanta	1	0	0	0	0	0.0	0.0	0/0	0	0	0
12/21	KANSAS CITY	1	0	0	0	0	0.0	0.0	0/0	0	0	0
12/28	CINCINNATI	1	0	0	0	0	0.0	0.0	0/0	0	0	0
SEASON TOTALS		7	3	11	4	15	2.0	18.0	0/0	0	1	0
NFL TOTALS		21	11	43	14	57	3.0	25.0	0/0	6	1	0

POSTSEASON

1/3	BALTIMORE	1	0	0	0	0.0	0.0	0/0	0	0	0
POSTSEASON TOTALS		1	0	0	0	0.0	0.0	0/0	0	0	0

Career Special Teams Tackles (7): 5 in '13 and 2 in '14.

JONES' CAREER TOTALS

POSTSEASON

Year	Team	GP	GS	T	AT	TOT	Sacks	Yds	Int/Yds	PD	FF	FR
2014	Pittsburgh	1	0	0	0	0	0.0	0.0	0/0	0	0	0
NFL TOTALS		1	0	0	0	0	0.0	0.0	0/0	0	0	0

3 LANDRY JONES

Inactive for all 16 games during the regular season and the lone postseason contest.

JONES' GAME-BY-GAME STATISTICS

Date	Opponent	GP	GS	Att	Cmp	Pct	Yds/ Yds	Att	TD	Int	Lg	Yds Sk	Lst	Rtg
9/7	CLEVELAND							INACTIVE						
9/11	at Baltimore							INACTIVE						
9/21	at Carolina							INACTIVE						
9/28	TAMPA BAY							INACTIVE						
10/5	at Jacksonville							INACTIVE						
10/12	at Cleveland							INACTIVE						
10/20	HOUSTON							INACTIVE						
10/26	INDIANAPOLIS							INACTIVE						
11/2	BALTIMORE							INACTIVE						
11/9	at N.Y. Jets							INACTIVE						
11/17	at Tennessee							INACTIVE						
11/30	NEW ORLEANS							INACTIVE						
12/7	at Cincinnati							INACTIVE						
12/14	at Atlanta							INACTIVE						
12/21	KANSAS CITY							INACTIVE						
12/28	CINCINNATI							INACTIVE						
SEASON TOTALS		0	0	0	0	0.0	0	0/0	0	0	0	0	0	0.0
NFL TOTALS		0	0	0	0	0.0	0	0/0	0	0	0	0	0	0.0

POSTSEASON

1/3	BALTIMORE					INACTIVE								
POSTSEASON TOTALS	0	0	0	0	0.0	0	0/0	0	0	0	0	0	0.0	

JONES' CAREER RUSHING TOTALS

Year	Team	Att	Yds	Avg	Lg	TD
2014	Pittsburgh	0	0	0.0	0	0
NFL TOTALS		0	0	0.0	0	0

JONES' CAREER TOTALS

POSTSEASON

Year	Team	GP	GS	Att	Cmp	Pct	Yds	Yds/ Att	TD	Int	Lg	Sk	Yds Lst	Rtg
2014	Pittsburgh													
INACTIVE														
NFL TOTALS		0	0	0	0	0.0	0	0.0	0	0	0	0	0	0.0



2014 Steelers Updated Bios



JONES' CAREER RUSHING TOTALS POSTSEASON

Year	Team	Att	Yds	Avg	Lg	TD
2014	Pittsburgh			INACTIVE		
NFL TOTALS		0	0	0.0	0	0

99 BRETT KEISEL

Saw action in 12 games with four starts in the regular season...placed on the team's Reserve/Injured List due to a tricep injury on December 1, 2014.

- **9/7 vs. Cleveland:** Tied for the team lead with three QB pressures.
- **9/11 at Baltimore:** Led the team with two QB pressures.
- **9/21 at Carolina:** Tied for the team lead with two QB pressures.
- **10/12 at Cleveland:** Played in his 150th career game.
- **10/20 vs. Houston:** Recorded his second career interception...led the team with two pass breakups.
- **11/9 at N.Y. Jets:** Registered the 30th sack of his NFL career.
- **11/17 at Tennessee:** Led the team with two pass breakups...now has 36 for his career, the second-most among active defensive ends.
- **11/30 vs. New Orleans:** Left the game in the third quarter due to a tricep injury and did not return.

KEISEL'S GAME-BY-GAME STATISTICS

Date	Opponent	GP	GS	T	AT	TOT	Sacks	Yds	Int/Yds	PD	FF	FR
9/7	CLEVELAND	1	0	1	1	2	0.0	0.0	0/0	0	0	0
9/11	at Baltimore	1	0	1	2	3	0.0	0.0	0/0	0	0	0
9/21	at Carolina	1	0	0	2	2	0.0	0.0	0/0	0	0	0
9/28	TAMPA BAY	1	0	1	0	1	0.0	0.0	0/0	0	0	0
10/5	at Jacksonville	1	0	1	0	1	0.0	0.0	0/0	1	0	0
10/12	at Cleveland	1	0	1	1	2	0.0	0.0	0/0	0	0	0
10/20	HOUSTON	1	1	1	0	1	0.0	0.0	1/16	2	0	0
10/26	INDIANAPOLIS	1	1	0	0	0	0.0	0.0	0/0	1	0	0
11/2	BALTIMORE	1	0	1	2	3	0.0	0.0	0/0	0	0	0
11/9	at N.Y. Jets	1	1	1	1	2	1.0	0.0	0/0	0	0	0
11/17	at Tennessee	1	0	0	2	2	0.0	0.0	0/0	2	0	0
11/30	NEW ORLEANS	1	1	2	1	3	0.0	0.0	0/0	0	0	0
12/1 – Season												
RESERVE/INJURED LIST												
SEASON TOTALS		12	4	10	12	22	1.0	0.0	1/16	6	0	0
NFL TOTALS		156	114	288	133	421	30.0	145.0	2/95	36	7	7

POSTSEASON

1/3	BALTIMORE											
RESERVE/INJURED LIST												
POSTSEASON TOTALS		0	0	0	0	0	0.0	0.0	0/0	0	0	0

Career Special Teams Tackles (33): 7 in '02, 4 in '04 and 22 in '05.

Career Special Teams Fumble Recoveries (2): 1 in '03 and 1 in '05.

Additional Statistics: Returned his first career interception 79 yards for a touchdown on 9/26/10 at Tampa Bay.

KEISEL'S CAREER TOTALS

Year	Team	GP	GS	T	AT	TOT	Sacks	Yds	Int/Yds	PD	FF	FR
2014	Pittsburgh											
RESERVE/INJURED LIST												
NFL TOTALS		16	8	20	14	34	3.0	18.0	0/0	3	1	2

Career Postseason Special Teams Tackles (5): 1 in '03, 1 in '05 and 3 in '06.

25 BRICE MCCAIN

Saw action in 14 games with nine starts in the regular season...started the lone postseason contest...inactive due to a groin injury 9/7 vs. Cleveland...dressed but did not play 9/11 at Baltimore.

- **9/28 vs. Tampa Bay:** Saw action on defense as the nickel cornerback...totaled one tackle and one pass breakup.
- **10/5 at Jacksonville:** Recorded his first interception as a Steeler and the sixth of his NFL career...returned it 22 yards for a score...marked his second career interception returned for a touchdown (10/23/11 at Tennessee).
- **10/20 vs. Houston:** Started his first career contest as a Steeler.
- **11/2 vs. Baltimore:** Recorded his first career fumble recovery that was forced by LB Arthur Moats.
- **11/30 vs. New Orleans:** Left the game in the second quarter with a hamstring injury and did not return.
- **12/28 vs. Cincinnati:** Recorded two interceptions, the first multi-interception game of his career...is the first Steeler since CB Cortez Allen to record multiple interceptions in a game since 12/23/12 vs. Cincinnati and the fifth Steeler since 1991 to record two interceptions in the first half.



2014 Steelers Updated Bios



MCCAIN'S GAME-BY-GAME STATISTICS

Date	Opponent	GP	GS	T	AT	TOT	Sacks	Yds	Int/Yds	PD	FF	FR
9/7	CLEVELAND						INACTIVE					
9/11	at Baltimore						INACTIVE					
9/21	at Carolina	1	0	0	0	0	0.0	0.0	0/0	0	0	0
9/28	TAMPA BAY	1	0	1	0	1	0.0	0.0	0/0	1	0	0
10/5	at Jacksonville	1	0	0	0	0	0.0	0.0	1/22t	0	0	0
10/12	at Cleveland	1	0	0	0	0	0.0	0.0	0/0	0	0	0
10/20	HOUSTON	1	1	0	1	1	0.0	0.0	0/0	1	0	0
10/26	INDIANAPOLIS	1	1	2	0	2	0.0	0.0	0/0	0	0	0
11/2	BALTIMORE	1	1	3	1	4	0.0	0.0	0/0	0	0	1
11/9	at N.Y. Jets	1	1	1	3	4	0.0	0.0	0/0	0	0	0
11/17	at Tennessee	1	1	0	1	1	0.0	0.0	0/0	0	0	0
11/30	NEW ORLEANS	1	1	0	0	0	0.0	0.0	0/0	1	0	0
12/7	at Cincinnati	1	0	2	0	2	0.0	0.0	0/0	0	0	0
12/14	at Atlanta	1	1	1	2	3	0.0	0.0	0/0	0	0	0
12/21	KANSAS CITY	1	1	3	0	3	0.0	0.0	0/0	0	0	0
12/28	CINCINNATI	1	1	3	0	3	0.0	0.0	2/34	2	0	0
SEASON TOTALS		14	9	16	8	24	0.0	0.0	3/56	5	0	1
STEELERS TOTALS		14	9	16	8	24	0.0	0.0	3/56	5	0	1
NFL TOTALS		86	19	109	23	132	0.5	4.0	8/190	37	0	1

POSTSEASON

1/3	BALTIMORE	1	1	5	1	6	0.0	0.0	0/0	0	0	0
POSTSEASON TOTALS		1	1	5	1	6	0.0	0.0	0/0	0	0	0

Career Special Teams Tackles (19): 4 in '09, 3 in '10, 3 in '11, 5 in '12, 4 in '13.

MCCAIN'S CAREER TOTALS

POSTSEASON

Year	Team	GP	GS	T	AT	TOT	Sacks	Yds	Int/Yds	PD	FF	FR
2014	Pittsburgh	1	1	5	1	6	0.0	0.0	0/0	0	0	0
STEELERS TOTALS		1	1	5	1	6	0.0	0.0	0/0	0	0	0
NFL TOTALS		3	2	5	1	6	0.0	0.0	0/0	2	0	0

62 DANIEL MCCULLERS

Saw action in nine games with one start during the regular season also saw action in his postseason debut vs. Baltimore in the AFC Wild Card Game...inactive Weeks 1-6 and 9.

- **10/20 vs. Houston:** Made his NFL debut.
- **10/26 at Indianapolis:** Recorded his first career tackle.
- **11/17 at Tennessee:** Became the first Steelers rookie nose tackle to start a game since 2001 (Casey Hampton, 1/6/02).

MCCULLERS' GAME-BY-GAME STATISTICS

Date	Opponent	GP	GS	T	AT	TOT	Sacks	Yds	Int/Yds	PD	FF	FR
9/7	CLEVELAND						INACTIVE					
9/11	at Baltimore						INACTIVE					
9/21	at Carolina						INACTIVE					
9/28	TAMPA BAY						INACTIVE					
10/5	at Jacksonville						INACTIVE					
10/12	at Cleveland						INACTIVE					
10/20	HOUSTON	1	0	0	0	0	0.0	0.0	0/0	0	0	0
10/26	INDIANAPOLIS	1	0	1	0	1	0.0	0.0	0/0	0	0	0
11/2	BALTIMORE						INACTIVE					
11/9	at N.Y. Jets	1	0	0	0	0	0.0	0.0	0/0	0	0	0
11/17	at Tennessee	1	1	0	0	0	0.0	0.0	0/0	0	0	0
11/30	NEW ORLEANS	1	0	0	0	0	0.0	0.0	0/0	0	0	0
12/7	at Cincinnati	1	0	0	0	0	0.0	0.0	0/0	0	0	0
12/14	at Atlanta	1	0	0	0	0	0.0	0.0	0/0	0	0	0
12/21	KANSAS CITY	1	0	0	0	0	0.0	0.0	0/0	0	0	0
12/28	CINCINNATI	1	0	0	1	1	0.0	0.0	0/0	0	0	0
SEASON TOTALS		9	1	1	1	2	0.0	0.0	0/0	0	0	0

POSTSEASON

1/3	BALTIMORE	1	0	0	1	1	0.0	0.0	0/0	0	0	0
POSTSEASON TOTALS		1	0	0	1	1	0.0	0.0	0/0	0	0	0

MCCULLERS' CAREER TOTALS

POSTSEASON

Year	Team	GP	GS	T	AT	TOT	Sacks	Yds	Int/Yds	PD	FF	FR
2014	Pittsburgh	1	0	0	1	1	0.0	0.0	0/0	0	0	0
NFL TOTALS		1	0	0	1	1	0.0	0.0	0/0	0	0	0



2014 Steelers Updated Bios



90 STEVE MCLENDON

Saw action in 12 games with 11 starts in the regular season...started his first career postseason contest vs. Baltimore in the AFC Wild Card Game...inactive Weeks 7-8 and 11-12 due to a shoulder injury.

- **9/7 vs. Cleveland:** Started at NT for the second straight season opener.
- **9/11 at Baltimore:** Tied his career high with five tackles...left the game in the third quarter with a right shoulder injury and did not return.
- **9/21 at Carolina:** Recorded his first sack of the season and first since December 30, 2012 vs. Cleveland...marked his fourth career sack.
- **10/12 at Cleveland:** Left the game at halftime with a right shoulder injury and did not return.
- **11/2 vs. Baltimore:** Returned to the starting lineup after missing two games due to a shoulder injury.
- **12/7 at Cincinnati:** Returned to the starting lineup after missing two games due to a shoulder injury.

MCLENDON'S GAME-BY-GAME STATISTICS

Date	Opponent	GP	GS	T	AT	TOT	Sacks	Yds	Int/Yds	PD	FF	FR
9/7	CLEVELAND	1	1	1	1	2	0.0	0.0	0/0	0	0	0
9/11	at Baltimore	1	1	5	0	5	0.0	0.0	0/0	0	0	0
9/21	at Carolina	1	1	1	0	1	1.0	7.0	0/0	0	0	0
9/28	TAMPA BAY	1	1	1	2	3	0.0	0.0	0/0	0	0	0
10/5	at Jacksonville	1	1	0	0	0	0.0	0.0	0/0	0	0	0
10/12	at Cleveland	1	1	0	0	0	0.0	0.0	0/0	0	0	0
10/20	HOUSTON						INACTIVE					
10/26	INDIANAPOLIS						INACTIVE					
11/2	BALTIMORE	1	1	1	1	2	0.0	0.0	0/0	0	0	0
11/9	at N.Y. Jets	1	0	1	0	1	0.0	0.0	0/0	0	0	0
11/17	at Tennessee						INACTIVE					
11/30	NEW ORLEANS						INACTIVE					
12/7	at Cincinnati	1	1	1	0	1	0.0	0.0	0/0	0	0	0
12/14	at Atlanta	1	1	0	0	0	0.0	0.0	0/0	0	0	0
12/21	KANSAS CITY	1	1	0	0	0	0.0	0.0	0/0	0	0	0
12/28	CINCINNATI	1	1	0	3	3	0.0	0.0	0/0	0	0	0
SEASON TOTALS		12	11	11	7	18	1.0	7.0	0/0	0	0	0
NFL TOTALS		63	22	42	20	62	4.0	20.0	0/0	1	2	1

POSTSEASON

1/3	BALTIMORE	1	0	0	1	1	0.0	0.0	0/0	0	0	0
POSTSEASON TOTALS		1	0	0	1	1	0.0	0.0	0/0	0	0	0

MCLENDON'S CAREER TOTALS

Year	Team	GP	GS	T	AT	TOT	Sacks	Yds	Int/Yds	PD	FF	FR
2014	Pittsburgh	1	0	0	1	1	0.0	0.0	0/0	0	0	0
NFL Totals		2	0	4	1	5	0.0	0.0	0/0	0	0	0

83 HEATH MILLER

Started all 16 games at TE in the regular season...has a 30 consecutive games started streak, the third-longest active consecutive games started streak in the NFL for a tight end...including the postseason, has now recorded at least one reception in 104 consecutive games played...became the 11th tight end in NFL history and the third active TE to eclipse 6,000 career receiving yards....made his 13th career postseason start in the AFC Wild Card Game vs. Baltimore

- **9/11 at Baltimore:** Finished with four receptions for 35 yards...has now recorded the most receptions (60), receiving yards (623) and receiving touchdowns (6) among NFL tight ends all-time versus Baltimore in the regular season.
- **9/28 vs. Tampa Bay:** Recorded a career-best 10 receptions for 85 yards with one receiving touchdown...passed Lynn Swann (5,462) for the fourth-most receiving yards in team history...moved into eighth place on the team's all-time yards from scrimmage chart (5,476).
- **10/12 at Cleveland:** Moved into seventh place in team history (5,541) on the yards from scrimmage chart.
- **10/26 vs. Indianapolis:** Totaled 112 receiving yards, the third 100-yard game of his career...recorded a 49-yard reception, the third-longest reception of his career...joined Hines Ward and John Stallworth as just the third player to record 500 career receptions as a Steeler...registered an 11-yard touchdown reception to give him 42 for his career, tying Buddy Dial for the fourth-most receiving touchdowns in team history...also recorded one special teams tackle.
- **11/17 at Tennessee:** Reached 500 receiving yards for the eighth straight season to become just the second player in team history to accomplish that feat (Ward)...500 receiving yards in eight straight seasons is also the third-longest active streak among tight ends.
- **11/30 vs. New Orleans:** Tied for the team lead with eight receptions.
- **12/7 at Cincinnati:** With his one-yard touchdown reception, has now recorded the fourth-most touchdown receptions in team history (43).
- **12/14 at Atlanta:** Made his 150th career start.
- **12/21 vs. Kansas City:** Tied for the game high with seven receptions for 68 yards...has totaled 700 receiving yards on the year, the third time he has accomplished that feat in his career...recorded his 60th reception of the season, his third season with at least 60 receptions...eclipsed 50 receiving yards for the 50th time in his career in the regular season, which is the third-most for active tight ends.
- **12/28 vs. Cincinnati:** Surpassed WR Louis Lipps for the third-most receiving yards in Steelers' history.



2014 Steelers Updated Bios



- **AFC Wild Card Game 1/3 vs. Baltimore:** Totaled six receptions for 76 yards, extending his postseason streak to nine consecutive playoff games with at least one reception...became the sixth player in team history to record at least 500 receiving yards in the postseason...moved into fifth place on the team's all-time receptions list in the postseason...left the game for a few plays in the fourth quarter due to a stinger but returned.

MILLER'S GAME-BY-GAME STATISTICS

RECEIVING								
Date	Opponent	GP	GS	Rec	Yds	Avg	Lg	TD
9/7	CLEVELAND	1	1	3	26	8.7	11	0
9/11	at Baltimore	1	1	4	35	8.8	13	0
9/21	at Carolina	1	1	4	51	12.8	30	0
9/28	TAMPA BAY	1	1	10	85	8.5	19	1
10/5	at Jacksonville	1	1	3	46	15.3	27	0
10/12	at Cleveland	1	1	2	19	9.5	13	0
10/20	HOUSTON	1	1	1	13	13.0	13	0
10/26	INDIANAPOLIS	1	1	7	112	16.0	49	1
11/2	BALTIMORE	1	1	1	14	14.0	14	0
11/9	at N.Y. Jets	1	1	3	29	9.7	16	0
11/17	at Tennessee	1	1	5	71	14.2	23	0
11/30	NEW ORLEANS	1	1	8	82	10.3	23	0
12/7	at Cincinnati	1	1	1	1	1.0	1	1
12/14	at Atlanta	1	1	4	68	17.0	26	0
12/21	KANSAS CITY	1	1	7	68	9.7	17	0
12/28	CINCINNATI	1	1	3	41	13.7	20	0
SEASON TOTALS		16	16	66	761	11.5	49	3
NFL TOTALS		153	152	532	6,034	11.3	87t	43

POSTSEASON

1/3	BALTIMORE	1	1	6	76	12.7	30	0
POSTSEASON TOTALS		1	1	6	76	12.7	30	0

Career Special Teams Tackles (2): 1 in '08 and 1 in '14.

Additional Statistic: Has one career rush for six yards, 10/23/11 at Arizona.

MILLER'S CAREER TOTALS

POSTSEASON								
Year	Team	GP	GS	Rec	Yds	Avg	Lg	TD
2014	Pittsburgh	1	1	6	76	12.7	30	0
NFL TOTALS		13	13	46	573	12.5	36	4

23 MIKE MITCHELL

Started all 16 games at safety in the regular season and the lone postseason contest.

- **10/12 at Cleveland:** Forced his fourth career fumble in the fourth quarter that was recovered by CB Cortez Allen.
- **10/20 vs. Houston:** Forced his fifth career fumble that was recovered by S Troy Polamalu.
- **12/14 at Atlanta:** Left the game in the fourth quarter with a groin injury and did not return.

MITCHELL'S GAME-BY-GAME STATISTICS

Date	Opponent	GP	GS	T	AT	TOT	Sacks	Yds	Int/Yds	PD	FF	FR
9/7	CLEVELAND	1	1	4	2	6	0.0	0.0	0/0	0	0	0
9/11	at Baltimore	1	1	4	1	5	0.0	0.0	0/0	0	0	0
9/21	at Carolina	1	1	5	0	5	0.0	0.0	0/0	0	0	0
9/28	TAMPA BAY	1	1	5	0	5	0.0	0.0	0/0	0	0	0
10/5	at Jacksonville	1	1	4	0	4	0.0	0.0	0/0	0	0	0
10/12	at Cleveland	1	1	3	0	3	0.0	0.0	0/0	2	1	0
10/20	HOUSTON	1	1	6	0	6	0.0	0.0	0/0	0	1	0
10/26	INDIANAPOLIS	1	1	2	1	3	0.0	0.0	0/0	0	0	0
11/2	BALTIMORE	1	1	3	1	4	0.0	0.0	0/0	0	0	0
11/9	at N.Y. Jets	1	1	2	2	4	0.0	0.0	0/0	0	0	0
11/17	at Tennessee	1	1	2	3	5	0.0	0.0	0/0	0	0	0
11/30	NEW ORLEANS	1	1	4	2	6	0.0	0.0	0/0	0	0	0
12/7	at Cincinnati	1	1	3	1	4	0.0	0.0	0/0	1	0	0
12/14	at Atlanta	1	1	3	0	3	0.0	0.0	0/0	0	0	0
12/21	KANSAS CITY	1	1	2	0	2	0.0	0.0	0/0	0	0	0
12/28	CINCINNATI	1	1	3	2	5	0.0	0.0	0/0	0	0	0
SEASON TOTALS		16	16	55	15	70	0.0	0.0	0/0	3	2	0
STEELERS TOTALS		16	16	55	15	70	0.0	0.0	0/0	3	2	0
NFL TOTALS		92	39	208	81	289	7.0	51.5	6/63	17	5	3

POSTSEASON

1/3	BALTIMORE	1	1	2	3	5	0.0	0.0	0/0	0	0	0
POSTSEASON TOTALS		1	1	2	3	5	0.0	0.0	0/0	0	0	0



2014 Steelers Updated Bios



Career Special Teams Tackles (19): 3 in '09, 5 in '10, 3 in '11 and 8 in '12.

Additional Statistics: Recovered a fumble on special teams 9/20/09 at Kansas City.

MITCHELL'S CAREER TOTALS

		POSTSEASON										
Year	Team	GP	GS	T	AT	TOT	Sacks	Yds	Int/Yds	PD	FF	FR
2014	Pittsburgh	1	1	2	3	5	0.0	0.0	0/0	0	0	0
STEELERS TOTALS		1	1	2	3	5	0.0	0.0	0/0	0	0	0
NFL TOTALS		2	2	4	6	10	0.0	0.0	0/0	1	0	0

55 ARTHUR MOATS

Saw action in all 16 games with 10 starts in the regular season...made his postseason debut vs. Baltimore in the AFC Wild Card Game.

- **9/7 vs. Cleveland:** Saw action on defense and on special teams in his Steelers debut.
- **9/21 at Carolina:** Saw action at LB in place of injured LB Jarvis Jones...added his first career sack as a Steeler.
- **11/2 vs. Baltimore:** Forced a fumble in the second quarter that was recovered by CB Brice McCain...added a sack on QB Joe Flacco.
- **12/7 at Cincinnati:** Registered his first career multi-sack game...also forced one fumble and recorded one fumble recovery...the fumble recovery led to a Steeler's go-ahead touchdown...marked his fourth career forced fumble and second career fumble recovery.

MOATS' GAME-BY-GAME STATISTICS

Date	Opponent	GP	GS	T	AT	TOT	Sacks	Yds	Int/Yds	PD	FF	FR
9/7	CLEVELAND	1	0	0	0	0	0.0	0.0	0/0	0	0	0
9/11	at Baltimore	1	0	1	0	1	0.0	0.0	0/0	0	0	0
9/21	at Carolina	1	0	2	0	2	1.0	8.0	0/0	0	0	0
9/28	TAMPA BAY	1	1	1	0	1	0.0	0.0	0/0	0	0	0
10/5	at Jacksonville	1	1	2	1	3	0.0	0.0	0/0	0	0	0
10/12	at Cleveland	1	1	0	0	0	0.0	0.0	0/0	0	0	0
10/20	HOUSTON	1	1	2	1	3	0.0	0.0	0/0	0	0	0
10/26	INDIANAPOLIS	1	1	1	0	1	0.0	0.0	0/0	0	0	0
11/2	BALTIMORE	1	1	2	1	3	1.0	9.0	0/0	0	1	0
11/9	at N.Y. Jets	1	1	3	1	4	0.0	0.0	0/0	0	0	0
11/17	at Tennessee	1	1	0	0	0	0.0	0.0	0/0	0	0	0
11/30	NEW ORLEANS	1	0	0	0	0	0.0	0.0	0/0	0	0	0
12/7	at Cincinnati	1	1	3	1	4	2.0	3.0	0/0	0	1	1
12/14	at Atlanta	1	1	0	1	1	0.0	0.0	0/0	0	0	0
12/21	KANSAS CITY	1	0	0	0	0	0.0	0.0	0/0	0	0	0
12/28	CINCINNATI	1	0	0	0	0	0.0	0.0	0/0	0	0	0
SEASON TOTALS		16	10	17	6	23	4.0	20.0	0/0	0	2	1
STEELERS TOTALS		16	10	17	6	23	4.0	20.0	0/0	0	2	1
NFL TOTALS		75	30	75	57	132	9.0	52.5	0/0	0	4	2

POSTSEASON

1/3	BALTIMORE	1	0	0	1	1	0.0	0.0	0/0	0	0	0
POSTSEASON TOTALS		1	0	0	1	1	0.0	0.0	0/0	0	0	0

Career Special Teams Tackles (32): 10 in '10, 9 in '11, 7 in '12, 6 in '13.

MOATS' CAREER TOTALS

		POSTSEASON										
Year	Team	GP	GS	T	AT	TOT	Sacks	Yds	Int/Yds	PD	FF	FR
2014	Pittsburgh	1	0	0	1	1	0.0	0.0	0/0	0	0	0
NFL TOTALS		1	0	0	1	1	0.0	0.0	0/0	0	0	0

16 LANCE MOORE

Saw action in 14 games with two starts in the regular season...inactive due to a groin injury Weeks 1 and 2 and for the lone postseason contest.

- **9/21 at Carolina:** Made his Steelers debut.
- **9/28 vs. Tampa Bay:** Recorded his first reception as a Steeler, a 12-yarder.
- **10/12 at Cleveland:** Recorded a 26-yard touchdown on his only reception of the game...marked his first career touchdown as a Steeler...marked his first career start as a Steeler.
- **10/20 vs. Houston:** Registered a three-yard receiving touchdown from WR Antonio Brown...marked his 40th career receiving touchdown.
- **10/26 vs. Indianapolis:** Totaled a season-best 33 receiving yards.
- **11/30 vs. New Orleans:** Scored a two-point conversion as time expired, a pass from QB Ben Roethlisberger.
- **12/7 at Cincinnati:** Recorded a season-long 29-yard reception.



2014 Steelers Updated Bios



MOORE'S GAME-BY-GAME STATISTICS

Date	Opponent	GP	RECEIVING			Avg	Lg	TD
			GS	Rec	Yds			
9/7	CLEVELAND				INACTIVE			
9/11	at Baltimore				INACTIVE			
9/21	at Carolina	1	0	0	0	0.0	0	0
9/28	TAMPA BAY	1	0	1	12	12.0	12	0
10/5	at Jacksonville	1	0	1	26	26.0	26	0
10/12	at Cleveland	1	1	1	26	26.0	26t	1
10/20	HOUSTON	1	1	2	12	6.0	9	1
10/26	INDIANAPOLIS	1	0	2	33	16.5	26	0
11/2	BALTIMORE	1	0	1	4	4.0	4	0
11/9	at N.Y. Jets	1	0	2	28	14.0	14	0
11/17	at Tennessee	1	0	1	15	15.0	15	0
11/30	NEW ORLEANS	1	0	2	13	6.5	9	0
12/7	at Cincinnati	1	0	1	29	29.0	29	0
12/14	at Atlanta	1	0	0	0	0.0	0	0
12/21	KANSAS CITY	1	0	0	0	0.0	0	0
12/28	CINCINNATI	1	0	0	0	0.0	0	0
SEASON TOTALS		14	2	14	198	14.1	29	2
STEELERS TOTALS		14	2	14	198	14.1	29	2
NFL TOTALS		115	32	360	4,479	12.4	80t	40

POSTSEASON

1/3	BALTIMORE				INACTIVE			
POSTSEASON TOTALS		0	0	0	0	0.0	0	0

Additional Statistics: Has two career rushing attempts for seven yards and one touchdown; carried one time for seven yards and one touchdown at Seattle on 10/14/07; carried once for no gain at Houston on 11/18/07...threw an interception on his only career pass attempt vs. Green Bay on 11/24/08...has two career two-point conversions, both of which came on 9/25/11 vs. Houston.

MOORE'S CAREER TOTALS

Year	Team	GP	GS	POSTSEASON			Avg	Lg	TD
				Rec	Yds				
2014	Pittsburgh				INACTIVE				
STEELERS TOTALS		0	0	0	0	0.0	0	0	0
NFL TOTALS		6	1	13	132	10.2	24t	1	1

82 MICHAEL PALMER

Saw action in 15 games with one start (12/21 vs. Kansas City) in the regular season...inactive Week 17 and the lone postseason contest due to a groin injury...recorded one special teams tackle 9/11 at Baltimore and 12/7 at Cincinnati.

- **10/5 at Jacksonville:** Caught his first pass of the season, a one-yard touchdown...marked his first touchdown as a Steeler, the fourth of his career and first since November 4, 2012.

PALMER'S GAME-BY-GAME STATISTICS

Date	Opponent	GP	RECEIVING			Avg	Lg	TD
			GS	Rec	Yds			
9/7	CLEVELAND	1	0	0	0	0.0	0	0
9/11	at Baltimore	1	0	0	0	0.0	0	0
9/21	at Carolina	1	0	0	0	0.0	0	0
9/28	TAMPA BAY	1	0	0	0	0.0	0	0
10/5	at Jacksonville	1	0	1	1	1.0	1t	1
10/12	at Cleveland	1	0	0	0	0.0	0	0
10/20	HOUSTON	1	0	0	0	0.0	0	0
10/26	INDIANAPOLIS	1	0	0	0	0.0	0	0
11/2	BALTIMORE	1	0	0	0	0.0	0	0
11/9	at N.Y. Jets	1	0	0	0	0.0	0	0
11/17	at Tennessee	1	0	0	0	0.0	0	0
11/30	NEW ORLEANS	1	0	0	0	0.0	0	0
12/7	at Cincinnati	1	0	0	0	0.0	0	0
12/14	at Atlanta	1	0	0	0	0.0	0	0
12/21	KANSAS CITY	1	1	0	0	0.0	0	0
12/28	CINCINNATI				INACTIVE			
SEASON TOTALS		15	1	1	1	1.0	1t	1
STEELERS TOTALS		31	1	2	9	4.5	8	1
NFL TOTALS		74	6	23	132	5.7	11	4

POSTSEASON

1/3	BALTIMORE				INACTIVE			
POSTSEASON TOTALS		0	0	0	0	0.0	0	0

Career Special Teams Tackles (3): 2 in '13 and 1 in '14.

Additional Statistic: Returned one kickoff for five yards at N.Y. Jets on 10/13/13.



2014 Steelers Updated Bios



PALMER'S CAREER TOTALS

Year	Team	GP	GS	Rec	Yds	Avg	Lg	TD
2014	Pittsburgh							
INACTIVE								
STEELERS TOTALS		0	0	0	0	0.0	0	0
NFL TOTALS		3	1	0	0	0.0	0	0

Career Postseason Special Teams Tackles (4): 3 in '11 and 1 in '12.

43 TROY POLAMALU

Named defensive team captain...started 12 games at safety in the regular season...made his 15th career postseason start vs. Baltimore in the AFC Wild Card Game...inactive Weeks 10, 11 and 16-17 due to a knee injury.

- **9/7 vs. Cleveland:** Started at SS for the 11th straight season opener...led the secondary with seven tackles.
- **9/11 at Baltimore:** Led the secondary with six tackles.
- **9/28 vs. Tampa Bay:** Played in his 150th career game.
- **10/5 at Jacksonville:** Totaled a season-high nine tackles.
- **10/20 vs. Houston:** Recovered his first fumble of the season and the seventh of his career.
- **10/26 vs. Indianapolis:** Recorded a forced fumble on QB Andrew Luck...marked his 13th career forced fumble.
- **11/2 vs. Baltimore:** Left the game in the second quarter due to a left leg injury and did not return.
- **12/14 at Atlanta:** Moved into fifth place on the team's all-time list for games played at defensive back (158).
- **AFC Wild Card Game 1/3 vs. Baltimore:** Led the team with eight tackles.

POLAMALU'S GAME-BY-GAME STATISTICS

Date	Opponent	GP	GS	T	AT	TOT	Sacks	Yds	Int/Yds	PD	FF	FR
9/7	CLEVELAND	1	1	7	0	7	0.0	0.0	0/0	0	0	0
9/11	at Baltimore	1	1	5	1	6	0.0	0.0	0/0	0	0	0
9/21	at Carolina	1	1	2	2	4	0.0	0.0	0/0	0	0	0
9/28	TAMPA BAY	1	1	3	2	5	0.0	0.0	0/0	1	0	0
10/5	at Jacksonville	1	1	6	3	9	0.0	0.0	0/0	1	0	0
10/12	at Cleveland	1	1	6	2	8	0.0	0.0	0/0	0	0	0
10/20	HOUSTON	1	1	2	0	2	0.0	0.0	0/0	0	0	1
10/26	INDIANAPOLIS	1	1	5	1	6	0.0	0.0	0/0	0	1	0
11/2	BALTIMORE	1	1	1	1	2	0.0	0.0	0/0	0	0	0
11/9	at N.Y. Jets											
11/17	at Tennessee											
11/30	NEW ORLEANS	1	1	2	3	5	0.0	0.0	0/0	0	0	0
12/7	at Cincinnati	1	1	2	0	2	0.0	0.0	0/0	0	0	0
12/14	at Atlanta	1	1	3	0	3	0.0	0.0	0/0	0	0	0
12/21	KANSAS CITY											
12/28	CINCINNATI											
INACTIVE												
INACTIVE												
INACTIVE												
INACTIVE												
INACTIVE												
INACTIVE												
INACTIVE												
INACTIVE												
INACTIVE												
INACTIVE												
INACTIVE												
INACTIVE												
INACTIVE												
INACTIVE												
INACTIVE												
INACTIVE												
INACTIVE												
INACTIVE												
INACTIVE												
INACTIVE												
INACTIVE												
INACTIVE												
INACTIVE												
INACTIVE												
INACTIVE												
INACTIVE												
INACTIVE												
INACTIVE												
INACTIVE												
INACTIVE												
INACTIVE												
INACTIVE												
INACTIVE												
INACTIVE												
INACTIVE												
INACTIVE												
INACTIVE												
INACTIVE												
INACTIVE												
INACTIVE												
INACTIVE												
INACTIVE												
INACTIVE												
INACTIVE												
INACTIVE												
INACTIVE												
INACTIVE												
INACTIVE												
INACTIVE												
INACTIVE												
INACTIVE												
INACTIVE												
INACTIVE												
INACTIVE												
INACTIVE												
INACTIVE												
INACTIVE												
INACTIVE												
INACTIVE												
INACTIVE												
INACTIVE												
INACTIVE												
INACTIVE												
INACTIVE												
INACTIVE												
INACTIVE												
INACTIVE												
INACTIVE												
INACTIVE												
INACTIVE												
INACTIVE												
INACTIVE												
INACTIVE												
INACTIVE												
INACTIVE												
INACTIVE												
INACTIVE												
INACTIVE												
INACTIVE												
INACTIVE												
INACTIVE												
INACTIVE												
INACTIVE												
INACTIVE												
INACTIVE												
INACTIVE												
INACTIVE												
INACTIVE												
INACTIVE												
INACTIVE												
INACTIVE												
INACTIVE												
INACTIVE												
INACTIVE												
INACTIVE												
INACTIVE												
INACTIVE												
INACTIVE												
INACTIVE												
INACTIVE												
INACTIVE												
INACTIVE												
INACTIVE												
INACTIVE												
INACTIVE												
INACTIVE												
INACTIVE												
INACTIVE												
INACTIVE												
INACTIVE												
INACTIVE												
INACTIVE												
INACTIVE												
INACTIVE												
INACTIVE												
INACTIVE												
INACTIVE												
INACTIVE												
INACTIVE												
INACTIVE												
INACTIVE												
INACTIVE												
INACTIVE												
INACTIVE												
INACTIVE												
INACTIVE												
INACTIVE												
INACTIVE												
INACTIVE												
INACTIVE												
INACTIVE												
INACTIVE												
INACTIVE												
INACTIVE												
INACTIVE												
INACTIVE												
INACTIVE												
INACTIVE												
INACTIVE												
INACTIVE												
INACTIVE												
INACTIVE												
INACTIVE												
INACTIVE												
INACTIVE												
INACTIVE												
INACTIVE												
INACTIVE												
INACTIVE												
INACTIVE												
INACTIVE												
INACTIVE												
INACTIVE												
INACTIVE												
INACTIVE												
INACTIVE												
INACTIVE												
INACTIVE												
INACTIVE												
INACTIVE												
INACTIVE												
INACTIVE												
INACTIVE												
INACTIVE												
INACTIVE												
INACTIVE												
INACTIVE												
INACTIVE												
INACTIVE												
INACTIVE												
INACTIVE												
INACTIVE												
INACTIVE												
INACTIVE												
INACTIVE												
INACTIVE												
INACTIVE												
INACTIVE												
INACTIVE												
INACTIVE												
INACTIVE												
INACTIVE												
INACTIVE												
INACTIVE												
INACTIVE												
INACTIVE												
INACTIVE												
INACTIVE												
INACTIVE												
INACTIVE												
INACTIVE												
INACTIVE												
INACTIVE												
INACTIVE												
INACTIVE												
INACTIVE												
INACTIVE												
INACTIVE												
INACTIVE												
INACTIVE												
INACTIVE												
INACTIVE												
INACTIVE												
INACTIVE												
INACTIVE												
INACTIVE												
INACTIVE												
INACTIVE												
INACTIVE												
INACTIVE												
INACTIVE												
INACTIVE												
INACTIVE												
INACTIVE												
INACTIVE												
INACTIVE												
INACTIVE												
INACTIVE												
INACTIVE												
INACTIVE												
INACTIVE												
INACTIVE												
INACTIVE												
INACTIVE												
INACTIVE												
INACTIVE												
INACTIVE												
INACTIVE												
INACTIVE												
INACTIVE												
INACTIVE												
INACTIVE												
INACTIVE												
INACTIVE												
INACTIVE												
INACTIVE												
INACTIVE												
INACTIVE												
INACTIVE												
INACTIVE												
INACTIVE												
INACTIVE												
INACTIVE												
INACTIVE												
INACTIVE												
INACTIVE												
INACTIVE												
INACTIVE												
INACTIVE												
IN												



2014 Steelers Updated Bios



53 MAURKICE POUNCEY

Started at C in all 16 games...made his third career postseason start at C in the AFC Wild Card Game vs. Baltimore.

- **9/7 vs. Cleveland:** Started at C for the fifth-consecutive season opener...was part of an offensive line that helped produce five scoring drives of 50+ yards.
- **9/21 at Carolina:** Was part of an offensive line that helped block for RB Le'Veon Bell and RB LeGarrette Blount to each record 100-yard games...marked the first time since 1986 that the Steelers had two 100-yard rushers in the same game.
- **9/28 vs. Tampa Bay:** Started his 50th career game at C.
- **10/26 vs. Indianapolis:** Was part of an offensive line that allowed zero sacks in 49 pass attempts and allowed QB Ben Roethlisberger to throw for team records in completions (40) passing yards (522) and passing touchdowns (6).
- **11/2 vs. Baltimore:** Was part of an offensive line that helped block for Roethlisberger to throw six touchdowns and to total an NFL record 12 touchdown passes in back-to-back games.
- **11/17 at Tennessee:** Was part of an offensive line that helped pave the way for Bell to record the fourth-highest single game rushing total in team history (204 yards).
- **12/7 at Cincinnati:** Was part of an offensive line that allowed zero sacks in 39 pass attempts.
- **12/28 vs. Cincinnati:** Was part of an offensive line that allowed zero sacks in 38 pass attempts

POUNCEY'S CAREER TOTALS

Year	Team	GP	GS
2014	Pittsburgh	16	16
NFL TOTALS		62	62

POUNCEY'S CAREER POSTSEASON TOTALS

Year	Team	GP	GS
2014	Pittsburgh	1	1
NFL TOTALS		3	3

7 BEN ROETHLISBERGER

Named offensive team captain...started all 16 games at QB in the regular season...named AFC Offensive Player of the Week (Weeks 8-9)...named FedEx Air Player of the Week four times (Weeks 8-9 and 14-15)...set the single season team record with 4,952 passing yards, which tied Drew Brees for the NFL lead...set the team record with 608 attempts and 408 completions in a single season...set the team record with a 67.1 completion percentage in a single season...set the team record for most 300-yard games in a single season (9)...set the team record for a single season with 10 games with a passer rating of at least 100.0...tied his own team record with 32 passing touchdowns on the season...became the first quarterback in team history to throw for at least 30 touchdowns in two seasons (2014, 2007)...became the first quarterback in team history to throw for at least 4,000 yards in back-to-back seasons...became the 12th quarterback in NFL history to record 35,000 passing yards with one team and the fifth active quarterback to do so Week 4 vs. Tampa Bay...had a team record streak of 30 straight games with at least one touchdown pass come to an end Week 2 at Baltimore (it tied Dan Marino for the fifth-longest streak in the NFL dating back to 1960)...became the 14th quarterback to accomplish 30 career 300-yard games with one team and the seventh active player to do so Week 4 vs. Tampa Bay...became just the fourth quarterback in NFL history (Brady, Montana and Bradshaw) to win 100 games in the first 150 starts of his career Week 8 vs. Indianapolis...named AFC Offensive Player of the Week twice (Weeks 8 and 9)...threw 12 touchdowns in back-to-back games (Weeks 8-9), setting an NFL record for the most passing touchdowns in a two-game span in NFL history...in Week 10, became the ninth quarterback in NFL history to complete 3,000 passes with one team and the fifth active passer to do so...reached 3,000 passing yards for the ninth time in a single season in his career, and for the ninth consecutive season...he is one of six quarterbacks in NFL history to record 3,000 passing yards in nine consecutive seasons (Brett Favre 18, Peyton Manning 13, Brees 10 [through 2013], Dan Marino 9, Eli Manning 9 [through 2013])...became one of six quarterbacks in NFL history to earn wins against at least 31 other teams in a Week 15 victory at Atlanta...became the 18th player in NFL history to reach 250 passing touchdowns in the regular season in Week 17 vs. Cincinnati...made his 15th career postseason start at QB in the AFC Wild Card Game vs. Baltimore.

- **9/7 vs. Cleveland:** Improved to 18-1 (10-0 at home) as a starter against Cleveland...led the team on a game-winning drive (five plays, 33 yards) to set up K Shaun Suisham's game-winning 41-yard field goal...became the third quarterback to complete 300 passes against Cleveland in regular-season games (only Warren Moon, 319, and Ken Anderson, 341) have completed 300 or more passes against the division opponent)...threw for 278 yards in the first half, a career-high for a first half of a regular-season game...extended his franchise-best streak of consecutive regular-season games in which he has played in with at least one touchdown pass to 30...threw for 138 yards in the first quarter, marking the fifth time he has thrown for 135 or more yards in the first quarter of a game (5-0 in those contests).
- **9/28 vs. Tampa Bay:** Totaled 314 passing yards with three touchdowns...has recorded 1,000 passing yards in the first four games of a season for the fifth time in his career and for the fourth straight season...recorded a passer rating of 130.0 in the first half, the 25th time in his career he posted a passer rating of 130.0 or better prior to halftime (21-4 record in those games).
- **10/12 at Cleveland:** Became the all-time passing yards leader (4,595) and all-time completions leader (343) against the Browns in NFL history.
- **10/20 vs. Houston:** Played in his 150th career game...has now hit double-digit touchdowns in each of his 11 NFL seasons, tying Jim Kelly for the fourth-most consecutive seasons with 10 or more passing touchdowns to start a career...threw a season-long 43-yard pass to RB Le'Veon Bell.
- **10/26 vs. Indianapolis:** Named AFC Offensive Player of the Week...named FedEx Air Player of the Week...recorded his 100th career win as a starter...improved to 18-1 at home in October, the best winning percentage in NFL history at home in October (.947)...won his 12th straight home game in October, the third-longest active streak in the NFL...set single-game team records for completions (40), passing yards (522) and passing touchdowns (6)...his 522 passing yards are tied for the fourth-most in NFL history in a single game...became the first player in NFL history to throw for 500 yards in a game twice...threw for four touchdowns in the first half for the second time in his career...totaled 300 passing yards in the first half (320) for the first time in his career...matched his career high with 23 first half completions.



2014 Steelers Updated Bios



- **11/2 vs. Baltimore:** Named AFC Offensive Player of the Week...named FedEx Air Player of the Week...tied his own team record with six touchdown passes...with 12 passing touchdowns in the last two weeks, set an NFL record for most passing touchdowns in a two-game span...totaled 340 passing yards...reached 2,500 passing yards for the ninth straight season and 10th season in his career...threw three touchdowns in the first half for the sixth time in his career and for the second straight week...threw at least four touchdowns for the ninth time in his career and for the first time in back-to-back games...marked the fourth time he threw for at least five touchdowns in a game.
- **11/9 at N.Y. Jets:** Totaled 343 passing yards...became the first Steeler in franchise history to reach 3,000 passing yards in the first 10 games of a season...threw an 80-yard touchdown to WR Martavis Bryant.
- **11/17 at Tennessee:** Improved his record to 11-4 on Monday Night Football...surpassed Bradshaw for the most completions by a Steeler on Monday Night Football (255)...recorded his 32nd career fourth quarter game-winning drive in the regular season.
- **11/30 vs. New Orleans:** Set the single-game team record with 58 pass attempts...has recorded the fourth-most pass completions in a single season by a Steelers' quarterback (314)...marks his fourth season of 300 or more completions...has thrown for 3,500 yards on the season to become the first quarterback in team history to throw for at least 3,500 yards in back-to-back seasons...his 3,705 passing yards are the fifth-most all time on the team's single-season chart...recorded 25 passing touchdowns on the season, the fifth time in his career that he has thrown for 25 touchdowns...becomes the first Steelers' quarterback to throw for 25 or more touchdowns in three straight seasons.
- **12/7 at Cincinnati:** Named FedEx Air Player of the Week...completed a 94-yard touchdown pass to WR Martavis Bryant, the second-longest pass play in team history and marked his 12th career touchdown pass of 60+ yards, a franchise record...with 25 career touchdown throws against Cincinnati, has now recorded the most touchdown passes by a Steelers quarterback against the Bengals...has thrown at least one touchdown pass in 11 straight games.
- **12/14 at Atlanta:** Named FedEx Air Player of the Week...with the win, has now beaten all 31 other NFL teams.
- **12/21 vs. Kansas City:** Registered a passer rating of 100.0+ for the 66th time in his career during the regular season, improving his record to 59-7 in those games.
- **12/28 vs. Cincinnati:** Recorded his 37th career 300-yard game with a 317-yard performance...improved to 16-6 against Cincinnati in the regular season...improved to 24-6 all-time against the AFC North at home (43-14 overall).
- **AFC Wild Card Game vs. Baltimore:** Completed 31-of-45 passes for 334 yards...marked his second career 300-yard game in the postseason...surpassed Bradshaw for the most completions by a Steeler in the postseason (279)...set a team postseason record with 18 first-half completions...set a career-best playoff single-game mark with 31 completions...has now thrown a touchdown pass in 13-of-15 career playoff games...left the game for a few plays in the fourth quarter due to a neck injury but returned.

ROETHLISBERGER'S GAME-BY-GAME STATISTICS

Date	Opponent	GP	GS	Att	Cmp	Pct	Yds	Yds/ Att	TD	Int	Lg	Sk	Yds Lst	Rtg
9/7	CLEVELAND	1	1	34	23	67.6	365	10.7	1	1	41	3	14	100.7
9/11	at Baltimore	1	1	37	22	59.5	217	5.9	0	1	27	2	15	64.8
9/21	at Carolina	1	1	30	22	73.3	196	6.5	2	0	30	1	6	112.6
9/28	TAMPA BAY	1	1	40	29	72.5	314	7.9	3	0	31	5	26	120.2
10/5	at Jacksonville	1	1	36	26	72.2	273	7.6	1	0	30	4	12	103.1
10/12	at Cleveland	1	1	42	21	50.0	228	5.4	1	1	26t	2	7	64.4
10/20	HOUSTON	1	1	33	23	69.7	265	8.0	2	0	43	3	16	113.8
10/26	INDIANAPOLIS	1	1	49	40	81.6	522	10.7	6	0	52	0	0	150.6
11/2	BALTIMORE	1	1	37	25	67.6	340	9.2	6	0	54t	3	19	136.3
11/9	at N.Y. Jets	1	1	43	30	69.8	343	8.0	1	2	80t	2	17	81.8
11/17	at Tennessee	1	1	32	21	65.6	207	6.5	1	1	23	5	27	81.1
11/30	NEW ORLEANS	1	1	58	32	55.2	435	7.5	2	2	48	1	0	76.4
12/7	at Cincinnati	1	1	39	25	64.1	350	9.0	3	0	94t	0	0	118.5
12/14	at Atlanta	1	1	35	27	77.1	360	10.3	0	0	44	1	7	109.2
12/21	KANSAS CITY	1	1	25	18	72.0	220	8.8	1	0	44	1	6	112.1
12/28	CINCINNATI	1	1	38	24	63.2	317	8.3	2	1	63t	0	0	96.1
SEASON TOTALS		16	16	608	408	67.1	4,952	8.1	32	9	94t	33	172	103.3
NFL TOTALS		159	158	4,954	3,157	63.7	39,057	7.9	251	131	95t	419	2,726	93.9

POSTSEASON

1/3	BALTIMORE	1	1	45	31	68.9	334	7.4	1	2	44	5	37	79.3
POSTSEASON TOTALS		1	1	45	31	68.9	334	7.4	1	2	44	5	37	79.3

Career Record as a Starter: **106-52 (.671)**: 13-0 (1.00) in '04, 9-3 (.750) in '05, 7-8 (.467) in '06, 10-5 (.667) in '07, 12-4 (.750) in '08, 9-6 (.600) in '09, 9-3 (.750) in '10, 11-4 (.733) in '11, 7-6 (.538) in '12, 8-8 (.500) in '13 and 11-5 (.688) in '14.

ROETHLISBERGER'S CAREER RUSHING TOTALS

Year	Team	Att	Yds	Avg	Lg	TD
2014	Pittsburgh	33	27	0.8	8	0
NFL TOTALS		379	1,162	3.1	31	15

ROETHLISBERGER'S CAREER TOTALS POSTSEASON

Year	Team	GP	GS	Att	Cmp	Pct	Yds	Yds/ Att	TD	Int	Lg	Sk	Yds Lst	Rtg
2014	Pittsburgh	1	1	45	31	68.9	334	7.4	1	2	44	5	37	79.3
NFL TOTALS		15	15	454	279	61.5	3,484	7.7	21	19	65t	41	274	83.3

Career Record as a Starter **10-5 (.667)**: 1-1 (.500) in '04, 4-0 (1.000) in '05, 0-1 (.000) in '07, 3-0 (1.000) in '08, 2-1 (.667) in '10, 0-1 (.000) in '11 and 0-1 (.000) in '14.



2014 Steelers Updated Bios



ROETHLISBERGER'S CAREER RUSHING TOTALS POSTSEASON

Year	Team	Att	Yds	Avg	Lg	TD
2014	Pittsburgh	2	16	8.0	16	0
NFL TOTALS		63	219	3.5	20	3

50 RYAN SHAZIER

Saw action in nine games with five starts in the regular season...made his postseason debut in the AFC Wild Card Game vs. Baltimore...inactive due to a right knee injury Weeks 4-7...inactive due to a right ankle injury Weeks 10, 11 and 13.

- **9/7 vs. Cleveland:** Became the first rookie LB to start on Kickoff Weekend for the Steelers since 2001 (Kendrell Bell)...became the first rookie to start a season opener under Dick LeBeau since 2004...totaled six tackles, one TFL and one pass breakup, all career firsts.
- **9/11 at Baltimore:** Totaled a career-high 11 tackles.
- **9/21 at Carolina:** Left the game in the third quarter with a right knee injury and did not return.
- **10/26 vs. Indianapolis:** Returned to action after missing four games due to a right knee injury.
- **11/2 vs. Baltimore:** Left the game in the second quarter due to a right ankle injury and did not return.
- **12/7 at Cincinnati:** Returned to action after missing three straight games with an ankle injury.
- **12/28 vs. Cincinnati:** Recorded his first special teams tackle of his career.
- **AFC Wild Card Game 1/3 vs. Baltimore:** Recorded his first career postseason tackles (3) and postseason special teams tackle (1).

SHAZIER'S GAME-BY-GAME STATISTICS

Date	Opponent	GP	GS	T	AT	TOT	Sacks	Yds	Int/Yds	PD	FF	FR
9/7	CLEVELAND	1	1	4	2	6	0.0	0.0	0/0	1	0	0
9/11	at Baltimore	1	1	8	3	11	0.0	0.0	0/0	0	0	0
9/21	at Carolina	1	1	2	0	2	0.0	0.0	0/0	0	0	0
9/28	TAMPA BAY						INACTIVE					
10/5	at Jacksonville						INACTIVE					
10/12	at Cleveland						INACTIVE					
10/20	HOUSTON						INACTIVE					
10/26	INDIANAPOLIS	1	1	2	2	4	0.0	0.0	0/0	0	0	0
11/2	BALTIMORE	1	1	0	2	2	0.0	0.0	0/0	0	0	0
11/9	at N.Y. Jets						INACTIVE					
11/17	at Tennessee						INACTIVE					
11/30	NEW ORLEANS						INACTIVE					
12/7	at Cincinnati	1	0	0	0	0	0.0	0.0	0/0	0	0	0
12/14	at Atlanta	1	0	2	0	2	0.0	0.0	0/0	0	0	0
12/21	KANSAS CITY	1	0	2	0	2	0.0	0.0	0/0	0	0	0
12/28	CINCINNATI	1	0	3	2	5	0.0	0.0	0/0	0	0	0
SEASON TOTALS		9	5	23	11	34	0.0	0.0	0/0	1	0	0

POSTSEASON

1/3	BALTIMORE	1	0	3	0	3	0.0	0.0	0/0	0	0	0
POSTSEASON TOTALS		1	0	3	0	3	0.0	0.0	0/0	0	0	0

Career Special Teams Tackles (1): 1 in '14.

SHAZIER'S CAREER TOTALS POSTSEASON

Year	Team	GP	GS	T	AT	TOT	Sacks	Yds	Int/Yds	PD	FF	FR
2014	Pittsburgh	1	0	3	0	3	0.0	0.0	0/0	0	0	0
NFL TOTALS		1	0	3	0	3	0.0	0.0	0/0	0	0	0

Career Postseason Special Teams Tackles (1): 1 in '14.

89 MATT SPAETH

Saw action at TE and on special teams in all 15 games with eight starts in the regular season...started the lone postseason contest...inactive Week 16 due to an elbow injury.

- **10/5 at Jacksonville:** Saw action in his 100th career game.
- **10/12 at Cleveland:** Recorded one special teams tackle.
- **11/2 vs. Baltimore:** Caught his first pass of the season, a 33-yard touchdown late in the fourth quarter...marked his longest career reception...caught a two-point conversion...marked his first career two-point conversion and the team's first since 10/27/13 at Oakland (Emmanuel Sanders).
- **12/7 at Cincinnati:** Recorded a season-best two receptions.



2014 Steelers Updated Bios



SPAETH'S GAME-BY-GAME STATISTICS

RECEIVING								
Date	Opponent	GP	GS	Rec	Yds	Avg	Lg	TD
9/7	CLEVELAND	1	1	0	0	0.0	0	0
9/11	at Baltimore	1	0	0	0	0.0	0	0
9/21	at Carolina	1	1	0	0	0.0	0	0
9/28	TAMPA BAY	1	1	0	0	0.0	0	0
10/5	at Jacksonville	1	0	0	0	0.0	0	0
10/12	at Cleveland	1	0	0	0	0.0	0	0
10/20	HOUSTON	1	0	0	0	0.0	0	0
10/26	INDIANAPOLIS	1	1	0	0	0.0	0	0
11/2	BALTIMORE	1	0	1	33	33.0	33t	1
11/9	at N.Y. Jets	1	0	0	0	0.0	0	0
11/17	at Tennessee	1	1	0	0	0.0	0	0
11/30	NEW ORLEANS	1	1	0	0	0.0	0	0
12/7	at Cincinnati	1	1	2	13	6.5	11	0
12/14	at Atlanta	1	1	0	0	0.0	0	0
12/21	KANSAS CITY			INACTIVE				
12/28	CINCINNATI	1	0	0	0	0.0	0	0
SEASON TOTALS		15	8	3	46	15.3	33t	1
STEELERS TOTALS		79	50	40	332	8.3	33t	7
NFL TOTALS		110	66	53	410	7.7	33t	10

POSTSEASON

1/3	BALTIMORE	1	1	0	0	0.0	0	0
POSTSEASON TOTALS		1	1	0	0	0.0	0	0

Career Special Teams Tackles (3): 1 in '08, 1 in '10 and 1 in '14.

Additional Statistics: Recovered on fumble on special teams 11/15/09 vs. Cincinnati and one 1/1/12 at Minnesota.

SPAETH'S CAREER TOTALS

POSTSEASON								
Year	Team	GP	GS	Rec	Yds	Avg	Lg	TD
2014	Pittsburgh	1	1	0	0	0.0	0	0
NFL TOTALS		8	7	3	22	7.3	9	0

51 SEAN SPENCE

Saw action in all 16 games with eight starts in the regular season...made his postseason debut, starting at LB, in the AFC Wild Card Game vs. Baltimore...had two special teams tackles 9/7 vs. Cleveland, and one on 9/21 at Carolina.

- **9/7 vs. Cleveland:** Saw action on special teams in his first career contest.
- **9/28 vs. Tampa Bay:** Made his first career start at ILB...totaled a career-best three tackles and two QB pressures.
- **10/5 at Jacksonville:** Recorded a career-high six tackles...also totaled his first career pass breakup.
- **10/20 vs. Houston:** Registered the first fumble recovery on defense in his career forced by LB Jason Worlds.
- **12/28 vs. Cincinnati:** Recorded his first career sack, a seven-yard takedown of QB Andy Dalton.
- **AFC Wild Card Game 1/3 vs. Baltimore:** Registered a sack and forced fumble on QB Joe Flacco, both postseason firsts.

SPENCE'S GAME-BY-GAME STATISTICS

Date	Opponent	GP	GS	T	AT	TOT	Sacks	Yds	Int/Yds	PD	FF	FR
9/7	CLEVELAND	1	0	0	0	0	0.0	0.0	0/0	0	0	0
9/11	at Baltimore	1	0	0	0	0	0.0	0.0	0/0	0	0	0
9/21	at Carolina	1	0	2	0	2	0.0	0.0	0/0	0	0	0
9/28	TAMPA BAY	1	1	2	1	3	0.0	0.0	0/0	0	0	0
10/5	at Jacksonville	1	1	3	3	6	0.0	0.0	0/0	1	0	0
10/12	at Cleveland	1	1	2	3	5	0.0	0.0	0/0	0	0	0
10/20	HOUSTON	1	1	5	1	6	0.0	0.0	0/0	0	0	1
10/26	INDIANAPOLIS	1	0	0	1	1	0.0	0.0	0/0	0	0	0
11/2	BALTIMORE	1	0	1	1	2	0.0	0.0	0/0	0	0	0
11/9	at N.Y. Jets	1	0	2	4	6	0.0	0.0	0/0	0	0	0
11/17	at Tennessee	1	0	2	3	5	0.0	0.0	0/0	0	0	0
11/30	NEW ORLEANS	1	0	1	1	2	0.0	0.0	0/0	0	0	0
12/7	at Cincinnati	1	1	1	3	4	0.0	0.0	0/0	0	0	0
12/14	at Atlanta	1	1	3	0	3	0.0	0.0	0/0	0	0	0
12/21	KANSAS CITY	1	1	3	0	3	0.0	0.0	0/0	0	0	0
12/28	CINCINNATI	1	1	2	2	4	1.0	7.0	0/0	0	0	0
SEASON TOTALS		16	8	29	23	52	1.0	7.0	0/0	1	0	1

POSTSEASON

1/3	BALTIMORE	1	1	1	1	2	1.0	13.0	0/0	0	1	0
POSTSEASON TOTALS		1	1	1	1	2	1.0	13.0	0/0	0	1	0

Career Special Teams Tackles (3): 3 in '14.



2014 Steelers Updated Bios



SPENCE'S CAREER TOTALS

Year	Team	GP	GS	T	AT	TOT	POSTSEASON					
							Sacks	Yds	Int/Yds	PD	FF	FR
2014	Pittsburgh	1	1	1	1	2	1.0	13.0	0/0	0	1	0
NFL TOTALS		1	1	1	1	2	1.0	13.0	0/0	0	1	0

6 SHAUN SUISHAM

Named a special teams captain...totaled a career-best 132 points in the regular season, which is the third-highest total in team history for a single season...his 29 field goals are tied for the fifth-most in a single season in team history...currently has an NFL best streak of 30 consecutive makes from 40-49 yards...also saw action in the lone postseason contest...totaled one special teams tackle 10/26 vs. Indianapolis.

- **9/7 vs. Cleveland:** Connected on a 41-yard field goal as time expired in the fourth quarter to give the team a 30-27 victory...marked the ninth game-winning field goal of his career and seventh as a member of the Steelers...was a perfect 3-for-3 on FGs (36, 34, 41).
- **9/11 at Baltimore:** Connected on both field goals...became the fifth player in Steelers' history to record 100 made field goals.
- **9/21 at Carolina:** Connected on all three attempts (42, 24, 45)...set a franchise record for most consecutive field goals made in team history (23).
- **9/28 vs. Tampa Bay:** Surpassed Norm Johnson (137) for the fourth-most PATs made in team history...made his first field goal of the game to extend his franchise record of 24 straight field goals made before missing his second attempt.
- **10/12 at Cleveland:** Moved into fourth place on the team's all-time field goals made chart.
- **10/20 vs. Houston:** Connected on all three tries, marking the 19th time in his Steelers career that he totaled three or more made FGs in a single game.
- **10/26 vs. Indianapolis:** Totaled a career-best seven extra points made.
- **11/17 at Tennessee:** Recorded his 200th career field goal make...is tied for 10th (Mason Crosby) among active kickers in field goal makes.
- **11/30 vs. New Orleans:** Totaled 10 points to give him 509 for his Steelers' career...is just the fourth kicker in team history to reach 500 points.
- **12/7 at Cincinnati:** Recorded 100 points on the season for the sixth time in his career and for the fourth straight season.
- **AFC Wild Card Game 1/3 vs. Baltimore:** Converted three first-half field goals (45, 22 and 47) to match his single-game playoff high with three made field goals (2011 Wild Card Game at Denver)...became the second Steeler to record three made field goals in the first half since Norm Johnson (1/6/96 vs. Buffalo).

SUISHAM'S GAME-BY-GAME STATISTICS

SCORING

Date	Opponent	G	FG	FGA	Pct	Lg	Blk	XP	XPA	Pct	Blk	Pts
9/7	CLEVELAND	1	3	3	1.00	41	0	3	3	1.00	0	12
9/11	at Baltimore	1	2	2	1.00	43	0	0	0	.000	0	6
9/21	at Carolina	1	3	3	1.00	45	0	4	4	1.00	0	13
9/28	TAMPA BAY	1	1	2	.500	25	0	3	3	1.00	0	6
10/5	at Jacksonville	1	1	1	1.00	24	0	2	2	1.00	0	5
10/12	at Cleveland	1	1	1	1.00	20	0	1	1	1.00	0	4
10/20	HOUSTON	1	3	3	1.00	44	0	3	3	1.00	0	12
10/26	INDIANAPOLIS	1	0	0	.000	0	0	7	7	1.00	0	7
11/2	BALTIMORE	1	0	0	.000	0	0	5	5	1.00	0	5
11/9	at N.Y. Jets	1	2	3	.667	53	0	1	1	1.00	0	7
11/17	at Tennessee	1	2	2	1.00	49	0	3	3	1.00	0	9
11/30	NEW ORLEANS	1	3	4	.750	49	0	1	1	1.00	0	10
12/7	at Cincinnati	1	2	2	1.00	44	0	4	4	1.00	0	10
12/14	at Atlanta	1	2	2	1.00	38	0	3	3	1.00	0	9
12/21	KANSAS CITY	1	2	2	1.00	23	0	2	2	1.00	0	8
12/28	CINCINNATI	1	2	2	1.00	29	0	3	3	1.00	0	9
SEASON TOTALS		16	29	32	.906	53	0	45	45	1.00	0	132
STEELERS TOTALS		71	124	141	.879	53	1	173	173	1.00	0	541
NFL TOTALS		128	211	251	.841	53	2	274	276	.993	1	907

POSTSEASON

1/3	BALTIMORE	1	3	3	1.00	47	0	0	0	.000	0	9
POSTSEASON TOTALS		1	3	3	1.00	47	0	0	0	.000	0	9



2014 Steelers Updated Bios



FIELD GOALS

Date	Opponent	1-19	Pct	20-29	Pct	30-39	Pct	40-49	Pct	50+	Pct
9/7	CLEVELAND	0-0	.000	0-0	.000	2-2	1.00	1-1	1.00	0-0	.000
9/11	at Baltimore	0-0	.000	1-1	1.00	0-0	.000	1-1	1.00	0-0	.000
9/21	at Carolina	0-0	.000	1-1	1.00	0-0	.000	2-2	1.00	0-0	.000
9/28	TAMPA BAY	0-0	.000	1-1	1.00	0-0	.000	0-0	.000	0-1	.000
10/5	at Jacksonville	0-0	.000	1-1	1.00	0-0	.000	0-0	.000	0-0	.000
10/12	at Cleveland	0-0	.000	1-1	1.00	0-0	.000	0-0	.000	0-0	.000
10/20	HOUSTON	0-0	.000	0-0	.000	1-1	1.00	2-2	1.00	0-0	.000
10/26	INDIANAPOLIS	0-0	.000	0-0	.000	0-0	.000	0-0	.000	0-0	.000
11/2	BALTIMORE	0-0	.000	0-0	.000	0-0	.000	0-0	.000	0-0	.000
11/9	at N.Y. Jets	0-0	.000	1-2	.500	0-0	.000	0-0	.000	1-1	1.00
11/17	at Tennessee	0-0	.000	1-1	1.00	0-0	.000	1-1	1.00	0-0	.000
11/30	NEW ORLEANS	0-0	.000	0-0	.000	1-1	1.00	2-2	1.00	0-1	.000
12/7	at Cincinnati	0-0	.000	1-1	1.00	0-0	.000	1-1	1.00	0-0	.000
12/14	at Atlanta	0-0	.000	0-0	.000	2-2	1.00	0-0	.000	0-0	.000
12/21	KANSAS CITY	0-0	.000	2-2	1.00	0-0	.000	0-0	.000	0-0	.000
12/28	CINCINNATI	0-0	.000	2-2	1.00	0-0	.000	0-0	.000	0-0	.000
SEASON TOTALS		0-0	.000	10-11	.910	6-6	1.00	10-10	1.00	1-3	.333
STEELERS TOTALS		3-3	1.00	40-42	.952	34-38	.895	44-50	.880	3-8	.375
NFL TOTALS		3-3	1.00	70-73	.959	60-71	.845	72-87	.828	6-17	.353

POSTSEASON

1/3	BALTIMORE	0-0	.000	1-1	1.00	0-0	.000	2-2	1.00	0-0	.000
POSTSEASON TOTALS		0-0	.000	1-1	1.00	0-0	.000	2-2	1.00	0-0	.000

Career Special Teams Tackles (27): 1 in '06, 5 in '07, 4 in '08, 1 in '09, 2 in '10, 5 in '11, 1 in '12, 7 in '13 and 1 in '14.

Additional Statistics: Has nine career game-winning field goals, seven of them coming as a member of the Steelers: a 41-yarder as time expired vs. Cleveland on 9/7/14, a 42-yarder as time expired vs. Baltimore on 10/20/13, a 42-yarder as time expired at Baltimore on 12/2/12, a 23-yarder in OT vs. Kansas City on 11/12/12, a 34-yarder vs. Philadelphia on 10/7/12, a 41-yarder at Buffalo in OT on 11/28/10 and a 38-yarder at Indianapolis on 9/25/11...had one rushing attempt on a fake field goal at New York against the Giants on 11/4/12 and was stopped for a one-yard loss...forced his first career fumble on special teams on 12/8/13 vs. Miami.

SUISHAM'S CAREER TOTALS

POSTSEASON

SCORING

Year	Team	G	FG	FGA	Pct	Lg	Blk	XP	XPA	Pct	Blk	Pts
2014	Pittsburgh	1	3	3	1.00	47	0	0	0	.000	0	9
STEELERS TOTALS		5	9	11	.818	47	0	11	11	1.00	0	38
NFL TOTALS		8	12	17	.706	48	0	17	17	1.00	0	53

FIELD GOALS

Year	Team	1-19	Pct	20-29	Pct	30-39	Pct	40-49	Pct	50+	Pct
2014	Pittsburgh	0-0	.000	1-1	1.00	0-0	.000	2-2	1.00	0-0	.000
STEELERS TOTALS		0-0	.000	2-2	1.00	4-4	1.00	3-4	.750	0-1	.000
NFL TOTALS		0-0	.000	3-3	1.00	5-6	.833	4-7	.571	0-1	.000

34 BEN TATE

Started in his Steelers' debut vs. Baltimore in the AFC Wild Card Game...signed with the Steelers on December 30, 2014...released by the Minnesota Vikings on December 23, 2014...acquired by the Vikings off waivers (from Cleveland) on November 19, 2014...released by the Browns on November 18, 2014.

TATE'S GAME-BY-GAME STATISTICS (With Cleveland 8/7-11/16, With Minnesota 11/30-12/14)

		RUSHING							RECEIVING				
Date	Opponent	GP	GS	Att	Yds	Avg	Lg	TD	No	Yds	Avg	Lg	TD
9/7	at Pittsburgh	1	1	6	41	6.8	25	0	0	0	0	0	0
9/14	NEW ORLEANS												
9/21	BALTIMORE												
10/5	at Tennessee	1	1	22	124	5.6	15	0	1	-2	-2.0	-2	0
10/12	PITTSBURGH	1	1	25	78	3.1	12	2	0	0	0.0	0	0
10/19	at Jacksonville	1	1	16	36	2.3	18	0	1	-2	-2.0	-2	0
10/26	OAKLAND	1	1	15	26	1.7	6	1	1	8	8.0	8	0
11/2	TAMPA BAY	1	1	10	3	0.3	4	0	4	29	7.3	16	0
11/6	at Cincinnati	1	0	10	34	3.4	8	1	2	27	13.5	23	0
11/16	HOUSTON	1	0	2	-9	-4.5	-3	0	0	0	0.0	0	0
11/30	CAROLINA	1	0	5	15	3.0	9	0	0	0	0.0	0	0
12/7	N.Y. JETS	1	0	3	15	5.0	8	0	0	0	0.0	0	0
12/14	at Detroit	1	0	5	8	1.6	4	0	0	0	0.0	0	0
SEASON TOTALS		11	6	119	371	3.1	25	4	9	60	6.7	23	0
NFL TOTALS		51	15	540	2,363	4.4	60	14	67	347	5.2	23	0



2014 Steelers Updated Bios



POSTSEASON

1/3	BALTIMORE	1	1	5	19	3.8	8	0	2	9	4.5	5	0
POSTSEASON TOTALS		1	1	5	19	3.8	8	0	2	9	4.5	5	0

TATE'S GAME-BY-GAME STATISTICS POSTSEASON

Year	Team	RUSHING							RECEIVING				
		GP	GS	Att	Yds	Avg	Lg	TD	No	Yds	Avg	Lg	TD
2014	Pittsburgh	1	1	5	19	3.8	8	0	2	9	4.5	5	0
STEELERS TOTALS		1	1	5	19	3.8	8	0	2	9	4.5	5	0
NFL TOTALS		4	1	16	57	3.6	9	0	2	9	4.5	5	0

24 IKE TAYLOR

Started five games in the regular season...inactive Weeks 4-11 due to a right forearm injury...inactive Weeks 15-17 and the lone postseason contest due to a shoulder/forearm injury.

- **9/7 vs. Cleveland:** Started at RCB for the 10th straight season opener...totaled three tackles and one pass breakup.
- **9/21 at Carolina:** Left the game in the third quarter with a right forearm injury and did not return.
- **10/30 vs. New Orleans:** Returned to the starting lineup after missing eight games due to injury.
- **12/7 vs. Cincinnati:** Missed the majority of the second half with a shoulder injury.

TAYLOR'S GAME-BY-GAME STATISTICS

Date	Opponent	GP	GS	T	AT	TOT	Sacks	Yds	Int/Yds	PD	FF	FR
9/7	CLEVELAND	1	1	3	0	3	0.0	0.0	0/0	1	0	0
9/11	at Baltimore	1	1	2	0	2	0.0	0.0	0/0	0	0	0
9/21	at Carolina	1	1	3	0	3	0.0	0.0	0/0	0	0	0
9/28	TAMPA BAY						INACTIVE					
10/5	at Jacksonville						INACTIVE					
10/12	at Cleveland						INACTIVE					
10/20	HOUSTON						INACTIVE					
10/26	INDIANAPOLIS						INACTIVE					
11/2	BALTIMORE						INACTIVE					
11/9	at N.Y. Jets						INACTIVE					
11/17	at Tennessee						INACTIVE					
11/30	NEW ORLEANS	1	1	0	1	1	0.0	0.0	0/0	0	0	0
12/7	at Cincinnati	1	1	6	1	7	0.0	0.0	0/0	0	0	0
12/14	at Atlanta						INACTIVE					
12/21	KANSAS CITY						INACTIVE					
12/28	CINCINNATI						INACTIVE					
SEASON TOTALS		5	5	14	2	16	0.0	0.0	0/0	1	0	0
NFL TOTALS		174	140	540	108	648	3.0	29.0	14/151	154	2	4

POSTSEASON

1/3	BALTIMORE						INACTIVE					
POSTSEASON TOTALS		0	0	0	0	0	0.0	0.0	0/0	0	0	0

Career Special Teams Tackles (63): 18 in 2003, 8 in '04, 8 in '05, 10 in '06, 1 in '07, 5 in '08, 2 in '09, 9 in '10 and 2 in '11.

Additional Statistics: Recovered a fumble on special teams in 2006...forced a fumble on special teams in 2007...scored his first career touchdown on a 51-yard interception return at St. Louis on 12/20/07.

TAYLOR'S CAREER TOTALS POSTSEASON

Year	Team	GP	GS	T	AT	TOT	Sacks	Yds	Int/Yds	PD	FF	FR
2014	Pittsburgh						INACTIVE					
NFL TOTALS		14	11	43	8	51	1.0	7.0	3/56	13	1	0

Postseason Special Teams Tackles (8): 1 in '04, 2 in '05, 3 in '08 and 2 in '10.

96 CAM THOMAS

Saw action in all 16 games with nine starts in the regular season...also saw action in the lone postseason game.

- **9/7 vs. Cleveland:** Started at DE in his Steelers debut...had one tackle and one QB pressure.
- **9/11 at Baltimore:** Totaled a career-high six tackles.
- **9/21 at Carolina:** Tied for second on the team with two QB pressures.
- **11/9 at N.Y. Jets:** Split a sack with LB Jason Worilds, his first half-sack of the season...marked 6.5 sacks for his career.



2014 Steelers Updated Bios



THOMAS' GAME-BY-GAME STATISTICS

Date	Opponent	GP	GS	T	AT	TOT	Sacks	Yds	Int/Yds	PD	FF	FR
9/7	CLEVELAND	1	1	1	0	1	0.0	0.0	0/0	0	0	0
9/11	at Baltimore	1	1	5	1	6	0.0	0.0	0/0	0	0	0
9/21	at Carolina	1	1	0	0	0	0.0	0.0	0/0	0	0	0
9/28	TAMPA BAY	1	1	1	0	1	0.0	0.0	0/0	0	0	0
10/5	at Jacksonville	1	1	0	0	0	0.0	0.0	0/0	0	0	0
10/12	at Cleveland	1	1	1	0	1	0.0	0.0	0/0	0	0	0
10/20	HOUSTON	1	0	2	0	2	0.0	0.0	0/0	0	0	0
10/26	INDIANAPOLIS	1	1	0	0	0	0.0	0.0	0/0	0	0	0
11/2	BALTIMORE	1	1	2	0	2	0.0	0.0	0/0	0	0	0
11/9	at N.Y. Jets	1	0	1	2	3	0.5	0.5	0/0	0	0	0
11/17	at Tennessee	1	1	0	1	1	0.0	0.0	0/0	0	0	0
11/30	NEW ORLEANS	1	0	2	0	2	0.0	0.0	0/0	0	0	0
12/7	at Cincinnati	1	0	0	0	0	0.0	0.0	0/0	0	0	0
12/14	at Atlanta	1	0	0	0	0	0.0	0.0	0/0	0	0	0
12/21	KANSAS CITY	1	0	0	0	0	0.0	0.0	0/0	0	0	0
12/28	CINCINNATI	1	0	0	0	0	0.0	0.0	0/0	0	0	0
SEASON TOTALS		16	9	15	4	19	0.5	0.5	0/0	0	0	0
STEELERS TOTALS		16	9	15	4	19	0.5	0.5	0/0	0	0	0
NFL TOTALS		70	24	74	35	109	6.5	48.5	1/0	4	0	0

POSTSEASON

1/3	BALTIMORE	1	0	0	1	1	0.0	0.0	0/0	0	0	0
POSTSEASON TOTALS		1	0	0	1	1	0.0	0.0	0/0	0	0	0

THOMAS' CAREER TOTALS

POSTSEASON

Year	Team	GP	GS	T	AT	TOT	Sacks	Yds	Int/Yds	PD	FF	FR
2013	Pittsburgh	1	0	0	1	1	0.0	0.0	0/0	0	0	0
STEELERS TOTALS		1	0	0	1	1	0.0	0.0	0/0	0	0	0
NFL TOTALS		3	1	3	1	4	1.0	3.0	0/0	0	0	0

29 SHAMARKO THOMAS

Saw action on special teams in 11 games during the regular season...also saw action in his postseason debut vs. Baltimore in the AFC Wild Card Game...inactive Weeks 6-8 due to a left hamstring injury...inactive Weeks 10-11 due to a right hamstring injury...totaled two special teams tackles 12/14 at Atlanta, and one, 9/21 at Carolina, 12/7 at Cincinnati and 12/28 vs. Cincinnati.

- **9/7 vs. Cleveland:** Left the game in the fourth quarter with a left Achilles injury.
- **9/21 at Carolina:** Forced his first career fumble on special teams that was recovered in the end zone for a touchdown by S Rob Golden.
- **10/5 at Jacksonville:** Left the game in the second quarter with a left hamstring injury and did not return.
- **11/2 vs. Baltimore:** Left the game due to a hamstring injury in the fourth quarter and did not return.
- **AFC Wild Card Game 1/3 vs. Baltimore:** Blocked a punt in the fourth quarter, the first blocked punt in Steelers' postseason history since December 31, 1989 (Jerry Olsavsky at Houston)...added two special teams tackles.

THOMAS' GAME-BY-GAME STATISTICS

Date	Opponent	GP	GS	T	AT	TOT	Sacks	Yds	Int/Yds	PD	FF	FR
9/7	CLEVELAND	1	0	0	0	0	0.0	0.0	0/0	0	0	0
9/11	at Baltimore	1	0	0	0	0	0.0	0.0	0/0	0	0	0
9/21	at Carolina	1	0	0	0	0	0.0	0.0	0/0	0	0	0
9/28	TAMPA BAY	1	0	0	0	0	0.0	0.0	0/0	0	0	0
10/5	at Jacksonville	1	0	0	0	0	0.0	0.0	0/0	0	0	0
10/12	at Cleveland											
10/20	HOUSTON											
10/26	INDIANAPOLIS											
11/2	BALTIMORE	1	0	0	0	0	0.0	0.0	0/0	0	0	0
11/9	at N.Y. Jets											
11/17	at Tennessee											
11/30	NEW ORLEANS	1	0	0	0	0	0.0	0.0	0/0	0	0	0
12/7	at Cincinnati	1	0	0	0	0	0.0	0.0	0/0	0	0	0
12/14	at Atlanta	1	0	0	0	0	0.0	0.0	0/0	0	0	0
12/21	KANSAS CITY	1	0	0	0	0	0.0	0.0	0/0	0	0	0
12/28	CINCINNATI	1	0	0	0	0	0.0	0.0	0/0	0	0	0
SEASON TOTALS		11	0	0	0	0	0.0	0.0	0/0	0	0	0
NFL TOTALS		25	2	16	6	22	0.0	0.0	0/0	0	0	0

POSTSEASON

1/3	BALTIMORE	1	0	0	0	0	0.0	0.0	0/0	0	0	0
POSTSEASON TOTALS		1	0	0	0	0	0.0	0.0	0/0	0	0	0

Career Special Teams Tackles (12): 7 in '13 and 5 in '14.

Additional Statistics: Forced his first career fumble on special teams 9/21 at Carolina.



2014 Steelers Updated Bios



THOMAS' CAREER TOTALS

		POSTSEASON										
Year	Team	GP	GS	T	AT	TOT	Sacks	Yds	Int/Yds	PD	FF	FR
2014	Pittsburgh	1	0	0	0	0	0.0	0.0	0/0	0	0	0
NFL TOTALS		1	0	0	0	0	0.0	0.0	0/0	0	0	0

Career Postseason Special Teams Tackles (1): 1 in '14.

Additional Statistics: Blocked a punt in the AFC Wild Card Game 1/3 vs. Baltimore.

94 LAWRENCE TIMMONS

Started all 16 games at LB in the regular season...has a team-best 69 consecutive games started streak...started the lone postseason contest.

- **9/7 vs. Cleveland:** Tied for the lead in tackles among linebackers (8).
- **9/11 at Baltimore:** Led the team with 12 tackles.
- **9/21 at Carolina:** Finished second on the team with eight tackles.
- **9/28 vs. Tampa Bay:** Totaled a team-best 10 tackles.
- **10/5 at Jacksonville:** Led the team with 11 tackles.
- **10/12 at Cleveland:** Led the team with 10 tackles.
- **10/20 vs. Houston:** Led the team with 12 tackles...recorded his first sack of the season on QB Ryan Fitzpatrick.
- **11/2 vs. Baltimore:** Recorded a sack of QB Joe Flacco, his second of the season and 28th of his NFL career.
- **11/9 at N.Y. Jets:** Led the defense with a season-high 13 tackles.
- **12/21 vs. Kansas City:** Tied his season-high with 13 tackles, the 34th time he posted 10 or more tackles in a single game of the regular season.
- **12/28 vs. Cincinnati:** Led the team with 11 tackles.

TIMMONS' GAME-BY-GAME STATISTICS

Date	Opponent	GP	GS	T	AT	TOT	Sacks	Yds	Int/Yds	PD	FF	FR
9/7	CLEVELAND	1	1	6	2	8	0.0	0.0	0/0	1	0	0
9/11	at Baltimore	1	1	10	2	12	0.0	0.0	0/0	0	0	0
9/21	at Carolina	1	1	5	3	8	0.0	0.0	0/0	0	0	0
9/28	TAMPA BAY	1	1	7	3	10	0.0	0.0	0/0	0	0	0
10/5	at Jacksonville	1	1	8	3	11	0.0	0.0	0/0	0	0	0
10/12	at Cleveland	1	1	5	5	10	0.0	0.0	0/0	0	0	0
10/20	HOUSTON	1	1	11	1	12	1.0	1.0	0/0	0	0	0
10/26	INDIANAPOLIS	1	1	3	1	4	0.0	0.0	0/0	0	0	0
11/2	BALTIMORE	1	1	7	4	11	1.0	10.0	0/0	0	0	0
11/9	at N.Y. Jets	1	1	7	6	13	0.0	0.0	0/0	0	0	0
11/17	at Tennessee	1	1	3	0	3	0.0	0.0	0/0	0	0	0
11/30	NEW ORLEANS	1	1	3	2	5	0.0	0.0	0/0	0	0	0
12/7	at Cincinnati	1	1	2	3	5	0.0	0.0	0/0	1	0	0
12/14	at Atlanta	1	1	2	3	5	0.0	0.0	0/0	0	0	0
12/21	KANSAS CITY	1	1	9	4	13	0.0	0.0	0/0	0	0	0
12/28	CINCINNATI	1	1	7	4	11	0.0	0.0	0/0	0	0	0
SEASON TOTALS		16	16	95	46	141	2.0	11.0	0/0	2	0	0
NFL TOTALS		126	94	579	250	829	28.0	219.0	9/200	27	10	6

POSTSEASON

1/3	BALTIMORE	1	1	3	4	7	0.0	0.0	0/0	0	0	0
POSTSEASON TOTALS		1	1	3	4	7	0.0	0.0	0/0	0	0	0

Career Special Teams Tackles (33): 12 in '07, 7 in '08, 5 in '09, 4 in '10 and 5 in '11.

Additional Statistics: Recovered a fumble on special teams in 2007 and forced a fumble on special teams in 2011...returned an interception 53 yards for his first career touchdown on 11/25/13 at Cleveland.

TIMMONS' CAREER TOTALS

		POSTSEASON										
Year	Team	GP	GS	T	AT	TOT	Sacks	Yds	Int/Yds	PD	FF	FR
2014	Pittsburgh	1	1	3	4	7	0.0	0.0	0/0	0	0	0
NFL TOTALS		9	5	34	11	45	0.0	0.0	0/0	2	0	1

Career Postseason Special Teams Tackles (4): 3 in '08 and 1 in '10.



2014 Steelers Updated Bios



91 STEPHON TUITT

Saw action on the defensive line and on special teams in all 16 games with four starts (Weeks 14-17) in the regular season...started in his postseason debut in the AFC Wild Card Game vs. Baltimore.

- **9/7 vs. Cleveland:** Made his NFL debut...recorded his first career tackle.
- **11/2 vs. Baltimore:** Recorded a career-best two tackles.
- **12/7 at Cincinnati:** Made his first career start.
- **12/21 vs. Kansas City:** Recorded his first career forced fumble on RB Jamaal Charles that was recovered by LB Vince Williams...also registered his first career sack at the two-minute warning in the fourth quarter.
- **AFC Wild Card Game 1/3 vs. Baltimore:** Recovered his first career fumble in the postseason.

TUITT'S GAME-BY-GAME STATISTICS

Date	Opponent	GP	GS	T	AT	TOT	Sacks	Yds	Int/Yds	PD	FF	FR
9/7	CLEVELAND	1	0	0	1	1	0.0	0.0	0/0	0	0	0
9/11	at Baltimore	1	0	0	0	0	0.0	0.0	0/0	0	0	0
9/21	at Carolina	1	0	0	0	0	0.0	0.0	0/0	0	0	0
9/28	TAMPA BAY	1	0	0	0	0	0.0	0.0	0/0	0	0	0
10/5	at Jacksonville	1	0	0	0	0	0.0	0.0	0/0	0	0	0
10/12	at Cleveland	1	0	0	1	1	0.0	0.0	0/0	0	0	0
10/20	HOUSTON	1	0	0	0	0	0.0	0.0	0/0	0	0	0
10/26	INDIANAPOLIS	1	0	0	0	0	0.0	0.0	0/0	0	0	0
11/2	BALTIMORE	1	0	1	1	2	0.0	0.0	0/0	0	0	0
11/9	at N.Y. Jets	1	0	0	1	1	0.0	0.0	0/0	0	0	0
11/17	at Tennessee	1	0	0	0	0	0.0	0.0	0/0	0	0	0
11/30	NEW ORLEANS	1	0	1	0	1	0.0	0.0	0/0	0	0	0
12/7	at Cincinnati	1	1	1	1	2	0.0	0.0	0/0	0	0	0
12/14	at Atlanta	1	1	2	1	3	0.0	0.0	0/0	0	0	0
12/21	KANSAS CITY	1	1	3	0	3	1.0	4.0	0/0	0	1	0
12/28	CINCINNATI	1	1	3	0	3	0.0	0.0	0/0	0	0	0
SEASON TOTALS		16	4	11	6	17	1.0	4.0	0/0	0	1	0

POSTSEASON

1/3	BALTIMORE	1	1	2	0	2	0.0	0.0	0/0	0	0	1
POSTSEASON TOTALS		1	1	2	0	2	0.0	0.0	0/0	0	0	1

TUITT'S CAREER TOTALS

POSTSEASON

Year	Team	GP	GS	T	AT	TOT	Sacks	Yds	Int/Yds	PD	FF	FR
2014	Pittsburgh	1	1	2	0	2	0.0	0.0	0/0	0	0	1
NFL TOTALS		1	1	2	0	2	0.0	0.0	0/0	0	0	1

35 ROSS VENTRONE

Saw action on special teams in nine games in the regular season...saw action in his postseason debut in the AFC Wild Card Game vs. Baltimore...signed to the Steelers' active roster on October 11, 2014...inactive Weeks 9-10 due to a hamstring injury...totaled two special teams tackles 10/12 at Cleveland, 10/20 vs. Houston, and one, 10/26 vs. Indianapolis, 12/21 vs. Kansas City and 12/28 vs. Cincinnati.

- **10/12 at Cleveland:** Made his Steelers' debut...saw action for the first time since 2011 as a member of the Patriots (12/24/11 vs. Miami).
- **10/26 vs. Indianapolis:** Left the game in the third quarter with a hamstring injury and did not return.
- **AFC Wild Card Game 1/3 vs. Baltimore:** Totaled his first two career postseason special teams tackles.

VENTRONE'S GAME-BY-GAME STATISTICS

Date	Opponent	GP	GS	T	AT	TOT	Sacks	Yds	Int/Yds	PD	FF	FR
9/7	CLEVELAND						PRACTICE SQUAD					
9/11	at Baltimore						PRACTICE SQUAD					
9/21	at Carolina						PRACTICE SQUAD					
9/28	TAMPA BAY						PRACTICE SQUAD					
10/5	at Jacksonville						PRACTICE SQUAD					
10/12	at Cleveland	1	0	0	0	0	0.0	0.0	0/0	0	0	0
10/20	HOUSTON	1	0	0	0	0	0.0	0.0	0/0	0	0	0
10/26	INDIANAPOLIS	1	0	0	0	0	0.0	0.0	0/0	0	0	0
11/2	BALTIMORE						INACTIVE					
11/9	at N.Y. Jets						INACTIVE					
11/17	at Tennessee	1	0	0	0	0	0.0	0.0	0/0	0	0	0
11/30	NEW ORLEANS	1	0	0	0	0	0.0	0.0	0/0	0	0	0
12/7	at Cincinnati	1	0	0	0	0	0.0	0.0	0/0	0	0	0
12/14	at Atlanta	1	0	0	0	0	0.0	0.0	0/0	0	0	0
12/21	KANSAS CITY	1	0	0	0	0	0.0	0.0	0/0	0	0	0
12/28	CINCINNATI	1	0	0	0	0	0.0	0.0	0/0	0	0	0
SEASON TOTALS		9	0	0	0	0	0.0	0.0	0/0	0	0	0
STEELERS TOTALS		9	0	0	0	0	0.0	0.0	0/0	0	0	0
NFL TOTALS		17	0	1	0	1	0.0	0.0	0/0	0	0	0



2014 Steelers Updated Bios



POSTSEASON

1/3	BALTIMORE	1	0	0	0	0	0.0	0.0	0/0	0	0	0
POSTSEASON TOTALS		1	0	0	0	0	0.0	0.0	0/0	0	0	0

Career Special Teams Tackles (8): 1 in '11 and 7 in '14.

VENTRONE'S CAREER TOTALS

POSTSEASON

Year	Team	GP	GS	T	AT	TOT	Sacks	Yds	Int/Yds	PD	FF	FR
2014	Pittsburgh	1	0	0	0	0	0.0	0.0	0/0	0	0	0
NFL TOTALS		1	0	0	0	0	0.0	0.0	0/0	0	0	0

Career Postseason Special Teams Tackles (2): 2 in '14.

72 CODY WALLACE

Saw action in 15 games with two starts in the regular season...made his postseason debut vs. Baltimore in the AFC Wild Card Game...dressed but did not see action Week 1 vs. Cleveland.

- **9/21 at Carolina:** Started at LG in place of injured LG Ramon Foster...was part of an offensive line that helped block for Steelers' rushers to record 264 yards on the ground, the third-highest single-game total since 2000.
- **9/28 vs. Tampa Bay:** Started his second straight game at LG in place of the injured Foster.

WALLACE'S CAREER TOTALS

Year	Team	GP	GS
2014	Pittsburgh	15	2
NFL TOTALS		33	6

WALLACE'S CAREER POSTSEASON TOTALS

Year	Team	GP	GS
2014	Pittsburgh	1	0
NFL TOTALS		1	0

60 GREG WARREN

LS 6-3 252 9 NORTH CAROLINA

Served as the team's long-snapper in all 16 games in the regular season and the lone postseason contest.

- **9/7 vs. Cleveland:** Served as the team's long-snapper for the 10th straight season opener.
- **9/28 vs. Tampa Bay:** Recorded one special teams tackle.
- **10/12 at Cleveland:** Totaled one special teams tackle.
- **12/7 at Cincinnati:** Recorded one special teams stop.

Career Special Teams Tackles (21): 5 in '05, 3 in '06, 2 in '07, 2 in '08, 2 in '10, 1 in '11, 2 in '12, 1 in '13 and 3 in '14.

WARREN'S CAREER TOTALS

Year	Team	GP
2014	Pittsburgh	16
NFL TOTALS		149

WARREN'S CAREER POSTSEASON TOTALS

Year	Team	GP
2014	Pittsburgh	1
NFL TOTALS		10

39 B.W. WEBB

Saw action in 10 games during the regular season...made his postseason debut vs. Baltimore in the AFC Wild Card Game ...inactive Weeks 3, 8-9 and 13-14...dressed but did not play Week 17.

- **9/7 vs. Cleveland:** Made his Steelers debut.
- **10/5 at Jacksonville:** Recorded his first career special teams stop as a Steeler.
- **11/17 at Tennessee:** Totaled one special teams tackle.



2014 Steelers Updated Bios



WEBB'S GAME-BY-GAME STATISTICS

Date	Opponent	GP	GS	T	AT	TOT	Sacks	Yds	Int/Yds	PD	FF	FR
9/7	CLEVELAND	1	0	0	0	0	0.0	0.0	0/0	0	0	0
9/11	at Baltimore	1	0	0	0	0	0.0	0.0	0/0	0	0	0
9/21							INACTIVE					
9/28	TAMPA BAY	1	0	0	0	0	0.0	0.0	0/0	0	0	0
10/5	at Jacksonville	1	0	0	0	0	0.0	0.0	0/0	0	0	0
10/12	at Cleveland	1	0	0	0	0	0.0	0.0	0/0	0	0	0
10/20	HOUSTON	1	0	0	0	0	0.0	0.0	0/0	0	0	0
10/26	INDIANAPOLIS						INACTIVE					
11/2	BALTIMORE						INACTIVE					
11/9	at N.Y. Jets	1	0	0	0	0	0.0	0.0	0/0	0	0	0
11/17	at Tennessee	1	0	0	0	0	0.0	0.0	0/0	0	0	0
11/30	NEW ORLEANS						INACTIVE					
12/7	at Cincinnati						INACTIVE					
12/14	at Atlanta	1	0	0	0	0	0.0	0.0	0/0	0	0	0
12/21	KANSAS CITY	1	0	0	0	0	0.0	0.0	0/0	0	0	0
12/28	CINCINNATI						DID NOT PLAY					
SEASON TOTALS		10	0	0	0	0	0.0	0.0	0/0	0	0	0
NFL TOTALS		25	0	9	3	12	0.0	0.0	0/0	1	0	0

POSTSEASON

1/3	BALTIMORE	1	0	0	0	0	0.0	0.0	0/0	0	0	0
POSTSEASON TOTALS		1	0	0	0	0	0.0	0.0	0/0	0	0	0

Career Special Teams Tackles (6): 4 in '13 and 2 in '14.

WEBB'S CAREER TOTALS

POSTSEASON

Year	Team	GP	GS	T	AT	TOT	Sacks	Yds	Int/Yds	PD	FF	FR
2014	Pittsburgh	1	0	0	0	0	0.0	0.0	0/0	0	0	0
NFL TOTALS		1	0	0	0	0	0.0	0.0	0/0	0	0	0

11 MARKUS WHEATON

Saw action in all 16 games with 11 starts during the regular season...made his postseason debut in the AFC Wild Card Game vs. Baltimore.

- **9/7 vs. Cleveland:** Started at WR in his first career season opener...established career highs in receptions (6) and receiving yards (97).
- **9/11 at Baltimore:** Recorded his first career rushing yards (22 on two carries).
- **10/26 vs. Indianapolis:** Recorded his first career touchdown, an 18-yard reception in the first quarter.
- **11/2 vs. Baltimore:** Registered a career-long 47-yard touchdown reception...marked the first time in his career that he recorded touchdowns in back-to-back games.
- **11/30 vs. New Orleans:** Recorded a career-long 41-yard kickoff return.

WHEATON'S GAME-BY-GAME STATISTICS

Date	Opponent	GP	GS	RECEIVING					RUSHING				
				Rec	Yds	Avg	Lg	TD	No	Yds	Avg	Lg	TD
9/7	CLEVELAND	1	1	6	97	16.2	40	0	0	0	0.0	0	0
9/11	at Baltimore	1	1	5	38	7.6	14	0	2	22	11.0	12	0
9/21	at Carolina	1	1	4	35	8.8	15	0	0	0	0.0	0	0
9/28	TAMPA BAY	1	0	4	57	14.3	31	0	1	-7	-7.0	-7	0
10/5	at Jacksonville	1	1	1	17	17.0	17	0	0	0	0.0	0	0
10/12	at Cleveland	1	1	4	33	8.3	9	0	0	0	0.0	0	0
10/20	HOUSTON	1	1	0	0	0.0	0	0	0	0	0.0	0	0
10/26	INDIANAPOLIS	1	1	5	56	11.2	18t	1	0	0	0.0	0	0
11/2	BALTIMORE	1	1	2	62	31.0	47t	1	1	4	4.0	4	0
11/9	at N.Y. Jets	1	0	4	41	10.3	12	0	0	0	0.0	0	0
11/17	at Tennessee	1	1	1	6	6.0	6	0	0	0	0.0	0	0
11/30	NEW ORLEANS	1	1	5	61	12.2	16	0	0	0	0.0	0	0
12/7	at Cincinnati	1	0	2	31	15.5	16	0	0	0	0.0	0	0
12/14	at Atlanta	1	0	5	66	13.2	30	0	0	0	0.0	0	0
12/21	KANSAS CITY	1	0	2	27	13.5	14	0	0	0	0.0	0	0
12/28	CINCINNATI	1	1	3	17	5.7	13	0	0	0	0.0	0	0
SEASON TOTALS		16	11	53	644	12.2	47t	2	4	19	4.8	12	0
NFL TOTALS		28	12	59	708	12.0	47t	2	4	19	4.8	12	0

POSTSEASON

1/3	BALTIMORE	1	0	5	66	13.2	17	0	0	0	0.0	0	0
POSTSEASON TOTALS		1	0	5	66	13.2	17	0	0	0	0.0	0	0



2014 Steelers Updated Bios



		PUNT RETURNS						KICKOFF RETURNS					
Date	Opponent	No	FC	Yds	Avg	Lg	TD	No	Yds	Avg	Lg	TD	
9/7	CLEVELAND	0	0	0	0.0	0	0	0	0	0.0	0	0	
9/11	at Baltimore	0	0	0	0.0	0	0	1	11	11.0	11	0	
9/21	at Carolina	0	0	0	0.0	0	0	0	0	0.0	0	0	
9/28	TAMPA BAY	0	0	0	0.0	0	0	0	0	0.0	0	0	
10/5	at Jacksonville	0	0	0	0.0	0	0	0	0	0.0	0	0	
10/12	at Cleveland	0	0	0	0.0	0	0	0	0	0.0	0	0	
10/20	HOUSTON	0	0	0	0.0	0	0	0	0	0.0	0	0	
10/26	INDIANAPOLIS	0	0	0	0.0	0	0	0	0	0.0	0	0	
11/2	BALTIMORE	0	0	0	0.0	0	0	0	0	0.0	0	0	
11/9	at N.Y. Jets	0	0	0	0.0	0	0	3	82	27.3	34	0	
11/17	at Tennessee	0	0	0	0.0	0	0	5	123	24.6	32	0	
11/30	NEW ORLEANS	0	0	0	0.0	0	0	3	87	29.0	41	0	
12/7	at Cincinnati	0	0	0	0.0	0	0	1	19	19.0	19	0	
12/14	at Atlanta	0	0	0	0.0	0	0	2	50	25.0	32	0	
12/21	KANSAS CITY	0	0	0	0.0	0	0	3	70	23.3	29	0	
12/28	CINCINNATI	0	0	0	0.0	0	0	2	52	26.0	31	0	
SEASON TOTALS		0	0	0	0.0	0	0	20	494	24.7	41	0	
NFL TOTALS		0	0	0	0.0	0	0	22	531	24.1	41	0	

POSTSEASON

1/3	BALTIMORE	0	0	0	0.0	0	0	3	62	20.7	26	0
POSTSEASON TOTALS		0	0	0	0.0	0	0	3	62	20.7	26	0

Career Special Teams Tackles (6): 6 in '13.

WHEATON'S CAREER TOTALS POSTSEASON

		RECEIVING							RUSHING				
Year	Team	GP	GS	Rec	Yds	Avg	Lg	TD	No	Yds	Avg	Lg	TD
2014	Pittsburgh	1	0	5	66	13.2	17	0	0	0	0.0	0	0
NFL TOTALS		1	0	5	66	13.2	17	0	0	0	0.0	0	0

		PUNT RETURNS						KICKOFF RETURNS				
Year	Team	No	FC	Yds	Avg	Lg	TD	No	Yds	Avg	Lg	TD
2014	Pittsburgh	0	0	0	0.0	0	0	3	62	20.7	26	0
NFL TOTALS		0	0	0	0.0	0	0	3	62	20.7	26	0

98 VINCE WILLIAMS

Saw action in all 16 games with three starts in the regular season...made his postseason debut vs. Baltimore in the AFC Wild Card Game...totaled a career high four special teams tackles 11/17 at Tennessee and 12/21 vs. Kansas City, three, 10/5 at Jacksonville, and one, 10/26 vs. Indianapolis, 11/2 vs. Baltimore, 11/9 at N.Y. Jets and 12/28 vs. Cincinnati.

- 12/21 vs. Kansas City: Recorded his first career fumble recovery that was forced by rookie DE Stephon Tuitt.

WILLIAMS' GAME-BY-GAME STATISTICS

Date	Opponent	GP	GS	T	AT	TOT	Sacks	Yds	Int/Yds	PD	FF	FR
9/7	CLEVELAND	1	0	0	0	0	0.0	0.0	0/0	0	0	0
9/11	at Baltimore	1	0	0	1	1	0.0	0.0	0/0	0	0	0
9/21	at Carolina	1	0	0	0	0	0.0	0.0	0/0	0	0	0
9/28	TAMPA BAY	1	0	0	0	0	0.0	0.0	0/0	0	0	0
10/5	at Jacksonville	1	0	0	0	0	0.0	0.0	0/0	0	0	0
10/12	at Cleveland	1	0	0	0	0	0.0	0.0	0/0	0	0	0
10/20	HOUSTON	1	0	1	0	1	0.0	0.0	0/0	0	0	0
10/26	INDIANAPOLIS	1	0	5	1	6	0.0	0.0	0/0	0	0	0
11/2	BALTIMORE	1	0	0	0	0	0.0	0.0	0/0	0	0	0
11/9	at N.Y. Jets	1	1	1	2	3	0.0	0.0	0/0	0	0	0
11/17	at Tennessee	1	1	1	2	3	0.0	0.0	0/0	0	0	0
11/30	NEW ORLEANS	1	1	1	1	2	0.0	0.0	0/0	0	0	0
12/7	at Cincinnati	1	0	3	0	3	0.0	0.0	0/0	0	0	0
12/14	at Atlanta	1	0	5	2	7	0.0	0.0	0/0	0	0	0
12/21	KANSAS CITY	1	0	0	3	3	0.0	0.0	0/0	0	0	1
12/28	CINCINNATI	1	0	1	0	1	0.0	0.0	0/0	0	0	0
SEASON TOTALS		16	3	18	11	29	0.0	0.0	0/0	0	0	1
NFL TOTALS		31	14	60	36	96	0.0	0.0	0/0	0	0	1

POSTSEASON

1/3	BALTIMORE	1	0	1	1	2	0.0	0.0	0/0	0	0	0
POSTSEASON TOTALS		1	0	1	1	2	0.0	0.0	0/0	0	0	0

Career Special Teams Tackles (15): 15 in '14.



2014 Steelers Updated Bios



WILLIAMS' CAREER TOTALS

		POSTSEASON										
Year	Team	GP	GS	T	AT	TOT	Sacks	Yds	Int/Yds	PD	FF	FR
2014	Pittsburgh	1	0	1	1	2	0.0	0.0	0/0	0	0	0
NFL TOTALS		1	0	1	1	2	0.0	0.0	0/0	0	0	0

9 BRAD WING

Punted in all 16 regular-season games...made his postseason debut in the AFC Wild Card Game vs. Baltimore.

- **9/7 vs. Cleveland:** Punted in his first career contest...punted six times for 262 yards...his first career punt traveled 56 yards.
- **9/11 at Baltimore:** Recorded his first career special teams tackle.
- **9/21 at Carolina:** Had a career-best net punting average (49.3).
- **10/12 at Cleveland:** Set career highs in punts (7) and punting yards (322).
- **11/2 vs. Baltimore:** Threw a two-point conversion to TE Matt Spaeth, the team's first two-point conversion since 10/27/13 at Oakland (Emmanuel Sanders).
- **12/7 at Cincinnati:** Connected on a career-best 74-yard punt.

WING'S GAME-BY-GAME STATISTICS

Date	Opponent	GP	No	Yds	Avg	Opp		Yds	Net	TB	In 20	Lg	Blk
						Ret	Ret						
9/7	CLEVELAND	1	6	262	43.7	1	0	40.3	1	2	56	0	
9/11	at Baltimore	1	4	183	45.8	2	47	34.0	0	1	56	0	
9/21	at Carolina	1	3	138	46.0	1	-10	49.3	0	1	59	0	
9/28	TAMPA BAY	1	4	148	37.0	2	29	29.8	0	2	46	0	
10/5	at Jacksonville	1	5	227	45.4	3	14	38.6	1	2	53	0	
10/12	at Cleveland	1	7	322	46.0	2	7	42.1	1	2	70	0	
10/20	HOUSTON	1	4	176	44.0	1	1	43.8	0	2	54	0	
10/26	INDIANAPOLIS	1	2	89	44.5	1	16	36.5	0	1	54	0	
11/2	BALTIMORE	1	6	251	41.8	3	32	36.5	0	0	51	0	
11/9	at N.Y. Jets	1	2	92	46.0	2	16	38.0	0	0	46	0	
11/17	at Tennessee	1	2	81	40.5	1	1	40.0	0	0	43	0	
11/30	NEW ORLEANS	1	2	75	37.5	0	0	37.5	0	1	47	0	
12/7	at Cincinnati	1	6	285	47.5	4	45	36.7	1	2	74	0	
12/14	at Atlanta	1	3	129	43.0	1	7	40.7	0	2	55	0	
12/21	KANSAS CITY	1	2	90	45.0	2	9	40.5	0	0	56	0	
12/28	CINCINNATI	1	3	119	39.7	1	6	37.7	0	2	42	0	
SEASON TOTALS		16	61	2,667	43.7	27	220	38.8	4	20	74	0	

POSTSEASON

1/3	BALTIMORE	1	3	115	38.3	0	0	38.3	0	2	48	0	
POSTSEASON TOTALS		1	3	115	38.3	0	0	38.3	0	2	48	0	

Career Special Teams Tackles (1): 1 in '14.

WING'S CAREER TOTALS

WING BACKER TOTALS													
POSTSEASON													
Year	Team	GP	No	Yds	Avg	Opp Ret	Yds	Net	TB	In 20	Lg	Blk	
2014	Pittsburgh	1	3	115	38.3	0	0	38.3	0	2	48	0	
NFL TOTALS		1	3	115	38.3	0	0	38.3	0	2	48	0	

93 JASON WORILDS

Started all 16 games at LB in the regular season and the lone postseason contest.

- **9/7 vs. Cleveland:** Started at OLB for the second straight home opener...sacked QB Brian Hoyer for an eight-yard loss.
- **9/21 at Carolina:** Recovered a fumble forced by LB Jarvis Jones...marked his first career fumble recovery.
- **9/28 vs. Tampa Bay:** Tied for the team lead with two QB pressures.
- **10/5 at Jacksonville:** Recorded his second sack of the season and the 20th of his career...added a team-best four QB pressures.
- **10/20 vs. Houston:** Forced a fumble, the fourth of his career that was recovered by LB Sean Spence.
- **10/26 vs. Indianapolis:** Led the team with three quarterback pressures.
- **11/2 vs. Baltimore:** Recorded his first career interception and returned it 30 yards.
- **11/9 at N.Y. Jets:** Registered 1.5 sacks.
- **11/30 vs. New Orleans:** Recorded a seven-yard sack on QB Drew Brees...set a career-high with 10 tackles.
- **12/7 at Cincinnati:** Recorded his second career fumble that was forced by LB Arthur Moats.
- **12/21 vs. Kansas City:** Totaled two sacks, his second multi-sack game of the season and the sixth of his career.
- **12/28 vs. Cincinnati:** Sacked QB Andy Dalton for a loss of nine yards.



2014 Steelers Updated Bios



WORILDS' GAME-BY-GAME STATISTICS

Date	Opponent	GP	GS	T	AT	TOT	Sacks	Yds	Int/Yds	PD	FF	FR
9/7	CLEVELAND	1	1	3	1	4	1.0	8.0	0/0	0	0	0
9/11	at Baltimore	1	1	2	0	2	0.0	0.0	0/0	0	0	0
9/21	at Carolina	1	1	1	0	1	0.0	0.0	0/0	0	0	1
9/28	TAMPA BAY	1	1	1	0	1	0.0	0.0	0/0	0	0	0
10/5	at Jacksonville	1	1	1	2	3	1.0	4.0	0/0	0	0	0
10/12	at Cleveland	1	1	4	1	5	0.0	0.0	0/0	0	0	0
10/20	HOUSTON	1	1	4	1	5	0.0	0.0	0/0	0	1	0
10/26	INDIANAPOLIS	1	1	1	1	2	0.0	0.0	0/0	0	0	0
11/2	BALTIMORE	1	1	3	0	3	0.0	0.0	1/30	1	0	0
11/9	at N.Y. Jets	1	1	2	3	5	1.5	6.5	0/0	0	0	0
11/17	at Tennessee	1	1	1	1	2	0.0	0.0	0/0	0	0	0
11/30	NEW ORLEANS	1	1	5	5	10	1.0	7.0	0/0	0	0	0
12/7	at Cincinnati	1	1	3	3	6	0.0	0.0	0/0	0	0	1
12/14	at Atlanta	1	1	0	1	1	0.0	0.0	0/0	0	0	0
12/21	KANSAS CITY	1	1	3	0	3	2.0	10.0	0/0	0	0	0
12/28	CINCINNATI	1	1	5	0	5	1.0	9.0	0/0	0	0	0
SEASON TOTALS		16	16	39	18	57	7.5	45.5	1/30	1	1	2
NFL TOTALS		73	37	129	48	177	25.5	158.5	1/30	3	4	2

POSTSEASON

1/3	BALTIMORE	1	1	2	1	3	0.0	0.0	0/0	0	0	0
POSTSEASON TOTALS		1	1	2	1	3	0.0	0.0	0/0	0	0	0

Career Special Teams Tackles (30): 16 in '10, 3 in '11, 4 in '12 and 7 in '13.

Additional Statistics: Recovered his first career fumble on special teams at Cincinnati on 11/8/10.

WORILDS' CAREER TOTALS

POSTSEASON

Year	Team	GP	GS	T	AT	TOT	Sacks	Yds	Int/Yds	PD	FF	FR
2014	Pittsburgh	1	1	2	1	3	0.0	0.0	0/0	0	0	0
NFL TOTALS		3	1	2	1	3	0.0	0.0	0/0	0	0	0

71 Clifton Geathers – DE

HEIGHT – 6-8

WEIGHT – 325

COLLEGE – South Carolina

BORN – Dec. 11, 1987

BIRTHPLACE – Georgetown, S.C.

HOW ACQUIRED – FA – '14

NFL EXPERIENCE – 5th year

PRO (37-1/2-0): Signed with the Steelers on December 1, 2014...released by the Washington Redskins on November 1, 2014...signed with the Redskins as an unrestricted free agent (from Philadelphia) on March 14, 2014...traded to the Eagles (from Indianapolis) on March 28, 2013...added to the Colts' active roster on October 9, 2012...added to the Colts' practice squad on October 3, 2012...released by the Dallas Cowboys on October 3, 2012...re-signed with the Cowboys as an exclusive rights free agent on April 20, 2012...acquired by the Cowboys off waivers (from Seattle) on December 8, 2010...released by the Seahawks on December 7, 2010...signed by the Seahawks on November 27, 2010...released by the Miami Dolphins on November 26, 2010...added to the Dolphins' active roster on October 23, 2010...added to the Dolphins' practice squad on September 21, 2010...released from the Dolphins' practice squad on September 18, 2010...added to the Dolphins' practice squad on September 15, 2010...released by the Dolphins on September 13, 2010...acquired by the Dolphins off waivers (from Cleveland) on September 5, 2010...released by the Browns on September 4, 2010...originally drafted by the Browns in the sixth round (186th) overall of the 2010 NFL Draft.

2014 (6-0) (Was): Saw action in six games with Washington before being released by the Redskins on November 1, 2014.

- **9/25 vs. N.Y. Giants:** Recorded a season-high four tackles.

2013 (16-1/1-0) (Phi): Played in a career-best 16 games and started his first career contest...totaled a career-high 13 tackles...saw action in the lone postseason matchup.

- **10/27 vs. N.Y. Giants:** Totaled a season-high three tackles.
- **12/8 vs. Detroit:** Started his first career contest.

2012 (8-0/1-0) (Ind): Saw action in eight regular-season contests and the lone postseason contest...recorded his first career sack for a nine-yard loss.

- **12/30 vs. Houston:** Recorded his first career sack for minus-nine yards.

2011 (5-0) (Dal): Played in five games.

2010 (2-0) (Mia/Dal): Saw action in one game for the Dolphins and one game for the Cowboys.

COLLEGE: Finished his career with 72 tackles, 12 TFLs, six sacks, two forced fumbles and one fumble recovery...majored in African-American studies. **2009:** Saw action in 12 games...recorded 41 tackles, 3.5 sacks, 8.5 TFLs forced two fumbles and added one fumble recovery. **2008:** Played in 13 games with one start...totaled 29 tackles. **2007:** Saw action in 11 games and recorded two tackles. **2006:** Attended Hargrave Military Academy.

PERSONAL: Attended Carvers Bay High School (Hemingway, S.C.)...participated in the U.S. Army All-American game in January, 2006...older brother, Robert, has played for the Cincinnati Bengals since 2004...younger brother, Kwame, plays for the San Diego Chargers...his father, Robert Sr., was a third-round pick of the Buffalo Bills in 1981...his uncle, James "Jumpy" played 13 years in the NFL and was a Super Bowl XXVI Champion with the Redskins...he and his brother Robert have a foundation called "Geathers Elite Performance" that runs a football camp each year to benefit children in their hometown.

GEATHERS' 2014 GAME-BY-GAME STATISTICS (With Washington 9/7-10/27)

Date	Opponent	GP	GS	T	AT	TOT	Sacks	Yds	Int/Yds	PD	FF	FR
9/7	at Houston	1	0	0	0	0	0.0	0.0	0/0	0	0	0
9/14	JACKSONVILLE	1	0	1	0	1	0.0	0.0	0/0	0	0	0
9/21	at Philadelphia	1	0	1	0	1	0.0	0.0	0/0	0	0	0
9/25	N.Y. GIANTS	1	0	3	1	4	0.0	0.0	0/0	0	0	0
10/6	SEATTLE	1	0	0	0	0	0.0	0.0	0/0	0	0	0
10/12	at Arizona	1	0	0	0	0	0.0	0.0	0/0	0	0	0
10/19	TENNESSEE											
10/27	at Dallas											
11/2	BALTIMORE											
11/9	at N.Y. Jets											
11/17	at Tennessee											
11/30	NEW ORLEANS											
SEASON TOTALS		6	0	5	1	6	0.0	0.0	0/0	0	0	0

GEATHERS' 2013 GAME-BY-GAME STATISTICS (With Philadelphia)

Date	Opponent	GP	GS	T	AT	TOT	Sacks	Yds	Int/Yds	PD	FF	FR
9/9	at Washington	1	0	0	1	1	0.0	0.0	0/0	0	0	0
9/15	SAN DIEGO	1	0	0	0	0	0.0	0.0	0/0	0	0	0
9/19	KANSAS CITY	1	0	2	0	2	0.0	0.0	0/0	0	0	0
9/29	at Denver	1	0	1	0	1	0.0	0.0	0/0	0	0	0
10/6	at N.Y. Giants	1	0	0	0	0	0.0	0.0	0/0	0	0	0
10/13	at Tampa Bay	1	0	0	0	0	0.0	0.0	0/0	0	0	0
10/20	DALLAS	1	0	0	1	1	0.0	0.0	0/0	0	0	0
10/27	N.Y. GIANTS	1	0	2	1	3	0.0	0.0	0/0	0	0	0
11/3	at Oakland	1	0	0	0	0	0.0	0.0	0/0	0	0	0
11/10	at Green Bay	1	0	1	0	1	0.0	0.0	0/0	0	0	0
11/17	WASHINGTON	1	0	0	0	0	0.0	0.0	0/0	0	0	0
12/1	ARIZONA	1	0	0	0	0	0.0	0.0	0/0	0	0	0
12/8	DETROIT	1	1	2	0	2	0.0	0.0	0/0	0	0	0
12/15	at Minnesota	1	0	0	0	0	0.0	0.0	0/0	0	0	0
12/22	CHICAGO	1	0	1	1	2	0.0	0.0	0/0	0	0	0
12/29	at Dallas	1	0	0	0	0	0.0	0.0	0/0	0	0	0
SEASON TOTALS		16	1	9	4	13	0.0	0.0	0/0	0	0	0

GEATHERS' 2012 GAME-BY-GAME STATISTICS (With Indianapolis)

Date	Opponent	GP	GS	T	AT	TOT	Sacks	Yds	Int/Yds	PD	FF	FR
10/14	at N.Y. Jets	1	0	1	0	1	0.0	0.0	0/0	0	0	0
10/21	CLEVELAND	1	0	1	1	2	0.0	0.0	0/0	0	0	0
10/28	at Tennessee	1	0	0	0	0	0.0	0.0	0/0	0	0	0
11/18	at New England	1	0	0	1	1	0.0	0.0	0/0	0	0	0
12/2	at Detroit	1	0	0	0	0	0.0	0.0	0/0	0	0	0
12/9	TENNESSEE	1	0	0	0	0	0.0	0.0	0/0	0	0	0
12/23	at Kansas City	1	0	0	0	0	0.0	0.0	0/0	0	0	0
12/30	HOUSTON	1	0	1	0	1	1.0	9.0	0/0	0	0	0
SEASON TOTALS		8	0	3	2	5	1.0	9.0	0/0	0	0	0

GEATHERS' 2011 GAME-BY-GAME STATISTICS (With Dallas)

Date	Opponent	GP	GS	T	AT	TOT	Sacks	Yds	Int/Yds	PD	FF	FR
10/2	DETROIT	0	0	0	0	0	0.0	0.0	0/0	0	0	0
10/23	ST. LOUIS	0	0	0	0	0	0.0	0.0	0/0	0	0	0
12/4	at Arizona	0	0	0	0	0	0.0	0.0	0/0	0	0	0
12/17	at Tampa Bay	0	0	0	0	0	0.0	0.0	0/0	0	0	0
12/24	PHILADELPHIA	0	0	0	0	0	0.0	0.0	0/0	0	0	0
SEASON TOTALS		0	0	0	0	0	0.0	0.0	0/0	0	0	0

GEATHERS' 2010 GAME-BY-GAME STATISTICS (With Dallas 12/8-1/2)

Date	Opponent	GP	GS	T	AT	TOT	Sacks	Yds	Int/Yds	PD	FF	FR
12/25	at Arizona	1	0	0	0	0	0.0	0.0	0/0	0	0	0
SEASON TOTALS		1	0	0	0	0	0.0	0.0	0/0	0	0	0

GEATHERS' 2010 GAME-BY-GAME STATISTICS (With Miami 10/23-11/26)

Date	Opponent	GP	GS	T	AT	TOT	Sacks	Yds	Int/Yds	PD	FF	FR
10/24	PITTSBURGH	1	0	0	0	0	0.0	0.0	0/0	0	0	0
SEASON TOTALS		1	0	0	0	0	0.0	0.0	0/0	0	0	0

Regular-Season Single-Game Highs:

Total Tackles: 4, vs. N.Y. Giants, 9/25/14; **Solo Tackles:** 3, vs. N.Y. Giants, 9/25/14; **Sacks:** 1, vs. Houston, 12/30/12; **Sack Yards:** 9.0, vs. Houston, 12/30/12.

GEATHERS' CAREER TOTALS

Year	Team	GP	GS	T	AT	TOT	Sacks	Yds	Int/Yds	PD	FF	FR
2010	Mia/Dal	2	0	0	0	0	0.0	0.0	0/0	0	0	0
2011	Dallas	5	0	0	0	0	0.0	0.0	0/0	0	0	0
2012	Indianapolis	8	0	3	2	5	1.0	9.0	0/0	0	0	0
2013	Philadelphia	16	1	9	4	13	0.0	0.0	0/0	0	0	0
2014	Washington	6	0	5	1	6	0.0	0.0	0/0	0	0	0
NFL Totals		37	1	17	7	24	1.0	9.0	0/0	0	0	0

GEATHERS' CAREER TOTALS

POSTSEASON

Year	Team	GP	GS	T	AT	TOT	Sacks	Yds	Int/Yds	PD	FF	FR
2012	Indianapolis	1	0	0	0	0	0.0	0.0	0/0	0	0	0
2013	Philadelphia	1	0	0	0	0	0.0	0.0	0/0	0	0	0
NFL Totals		2	0	0	0	0	0.0	0.0	0/0	0	0	0

40 Josh Harris – RB

HEIGHT – 5-11

WEIGHT – 210

COLLEGE – Wake Forest

BORN – Jan. 22, 1991

BIRTHPLACE – Duncanville, Texas

HOW ACQUIRED – FA – '14

NFL EXPERIENCE – Rookie

PRO (0-0/0-0): Added to the Steelers' active roster from the team's practice squad on November 18, 2014...added to the team's practice squad on August 31, 2014...released on August 30, 2014...originally signed with the Steelers as an undrafted rookie free agent on July 29, 2014.

COLLEGE: Played in 43 of 49 games for Wake Forest from 2010-2013 having redshirted the 2009 season. Led the team in rushing with 489 carries for 2,230 yards and 19 TDs. Registered an additional 304 receiving yards on 47 career receptions. Reached WF's top ten career rushing list and tied for seventh on WF's career TD list. Majored in Sociology. **2013:** Played in all 12 games with WF registering 125 carries for 470 yards and four TDs...averaged 39.5 yards per game and accounted for 1/3rd of WF's total rushing yards during this season...earned an additional 117 receiving yards on 15 receptions averaging 7.8 yards per catch...recorded three kick returns for 58 yards averaging 19.3 yards per return. Led WF in rushing, was third in TDs and was the team's seventh leading receiver...totaled 645 all-purpose yards. **2012:** Played in and started 11 games...led the team in rushing with 608 yards on 137 carries...ranked second on the team with five rushing touchdowns...averaged 55.3 rushing yards per game to rank eighth in the ACC...ranked fifth on the team with 19 catches for 96 yards...also returned four kickoffs for 51 yards and an average of 12.8 per return...ranked third on the team with 755 all-purpose yards for an average of 49.5 per game...led the Wake Forest rushing attack with 51 yards on 15 carries at Florida State and again at Duke with 84 yards on 17 carries...went over 100 yards rushing for the fourth time in his career with 129 yards and two touchdowns vs. Army, including a 63-yard rushing TD in the third quarter...rushed 14 times for 55 yards and a touchdown at Virginia...rushed 17 times for 84 yards and a touchdown and had three catches for 13 yards vs. Boston College...competed on the track & field team, running a 6.88 to place 11th in the 60-meter dash at the 2013 ACC Indoor Championships **2011:** Battled injuries to appear in nine games with five starts on the season but still finished as the Deacons' second-leading rusher...rushed 101 times for 432 yards and three touchdowns...also caught five passes for 22 yards...rushed 23 times for 96 yards and a 15-yard touchdown vs. NC State...rushed 19 times for 60 yards and a TD at Boston College...topped the 100-yard mark with 136 yards on 13 carries vs. Florida State, becoming the 35th Deacon to rush for 1,000 yards in his career...missed the Virginia Tech and Duke games with a hamstring injury...returned to action at North Carolina and had three carries for nine yards before removing himself from the game...Sat out the next three games before returning to the field in the regular season finale vs. Vanderbilt. **2010:** Played in 11 games with four starts...named honorable mention Freshman All-America by College Football News...led the team in rushing with 720 yards and seven touchdowns...his 5.7 yards per carry average was the third-best average in school history and the highest by a Deacon since 1971 ... ranked fifth in the ACC in rushing yards (65.5/gm)...had two of the longest runs in school history with an 87-yard TD at Virginia Tech and a 74-yard gallop at Vanderbilt...made collegiate debut vs. Presbyterian, scoring two touchdowns and rushing for 74 yards on six carries...made first career start at Virginia Tech and turned in his best game of the season, rushing for 241 yards (Sixth-highest single-game total in school history) and two touchdowns on 20 carries...earned ACC Rookie of the Week honors after the performance at VT...turned in second 100-yard effort of the season with 138 yards on 18 carries with one TD at Vanderbilt. **2009:** Redshirt.

PERSONAL: Joshua Derrell Harris...A 2009 graduate of Duncanville (Texas) HS...suffered a torn ACL in April 2008 and did not play his first game as a senior until Oct. 24...had surgery in May 2008...rushed for 126 yards and a touchdown on nine carries in his first game back...ran a 10.93 at the District 8-5A track championship in 2007 and ran a personal best of 10.09 in the 100m...Helped Duncanville to its first playoff appearance since 2004...as a junior, rushed for 900 yards and six touchdowns on just 60 carries ...recorded 80 tackles on defense in 2007...son of Darrell Harris III and Beverly Harris.

92 James Harrison – LB

HEIGHT – 6-0

WEIGHT – 275

COLLEGE – Kent State

BORN – May 4, 1978

BIRTHPLACE – Akron, Ohio

HOW ACQUIRED – FA – '14

NFL EXPERIENCE – 12th year

CAREER HIGHLIGHTS

- Returned an interception 100 yards for a touchdown in Super Bowl XLIII.
- Named the NFL's Defensive Player of the Year and Linebacker of the Year by NFL Alumni in 2008.
- Earned five straight Pro Bowl starts (2007-11).
- Named First-Team AP All-Pro twice (2010, 2008) and Second-Team AP All-Pro Twice (2009, 2007).
- Named AFC Defensive Player of the Month twice (October, 2009 and November, 2007).
- Named AFC Defensive Player of the Week three times (Week 2, 2010; Week 5, 2009; Week 11, 2008).
- Earned GMC Sierra Defensive Player of the Week honors three times (Weeks 11 and 13, 2008; Week 9, 2007).
- Named Steelers' MVP in 2008 and 2007.
- Named to *Pro Football Weekly's* and to the Professional Football Writers of America's All-NFL Team, *Sporting News'* All-Pro Defense and *Pro Football Weekly's* Midseason All-Pro Team in 2010.
- Named to *Pro Football Weekly's* Midseason All-Pro Team in 2009.
- Named *Pro Football Weekly's* and the Professional Football Writers of America's Defensive Player of the Year, named to *Pro Football Weekly's* and to the Professional Football Writers of America's All-NFL Team and All-AFC Team, named a *Sporting News* All-Pro and named a *Sports Illustrated* All-Pro in 2008.
- Named to *Pro Football Weekly's* and to the Professional Football Writers of America's All-AFC Team in 2007.

PRO (146-105/13-8): Signed with the Steelers on September 23, 2014...retired as a Steeler on September 5, 2014...released by the Cincinnati Bengals on March 14, 2013...signed a two-year contract with the Bengals on April 23, 2013...released by the Steelers on March 9, 2013...re-signed a six-year contract with the Steelers on April 9, 2009...re-signed a four-year contract on April 13, 2006...signed as an unrestricted free agent with the Steelers (from Baltimore) on July 28, 2004...signed to the Ravens' offseason roster on February 10, 2004...spent time with the Rhein Fire of NFL Europe during the 2003-2004 seasons...released by the Steelers on September 3, 2003...originally signed with the Steelers as an undrafted rookie free agent on April 22, 2002.

2013 (15-10/1-0) (Cin): Saw action in 15 games with 10 starts for Cincinnati...also saw action in the team's lone playoff contest...totaled 30 tackles, two sacks, one interception and one fumble recovery in the regular season...added three tackles in the postseason game.

- 10/13 at Buffalo:** Recorded his first sack of the season for minus-one yard.
- 10/27 vs. N.Y. Jets:** Totaled a season-high six tackles and added his second sack of the year.
- 11/10 at Baltimore:** Recovered his first fumble of the season and the eighth of his career.
- 11/17 vs. Cleveland:** Recorded his sixth career interception.

2012 (13-13): Started the final 13 games after being inactive due to a knee injury for the first three games...totaled 71 tackles, six sacks and two forced fumbles...his six sacks tied for the team lead.

- 10/7 vs. Philadelphia:** Made his season debut, starting at ROLB...finished with a game-high four quarterback pressures.
- 10/11 at Tennessee:** Sacked QB Matt Hasselbeck for an eight-yard loss to hold the Titans to a field goal on their first drive of the game...tied DE Keith Willis for the third-most sacks (59.0) by a Steeler since sacks became an official statistic in 1982.
- 10/28 vs. Washington:** Was part of a defense that held the number-one rusher in the NFC, RB Alfred Morris, to 59 rushing yards.
- 11/18 vs. Baltimore:** Sacked QB Joe Flacco for a three-yard loss on third-and-two with less than two minutes remaining in the fourth quarter...now has 60.0 career sacks, tying Joey Porter for the second-most sacks by a Steeler since sacks became an official statistic in 1982.
- 11/25 at Cleveland:** Sacked QB Brandon Weeden for an eight-yard loss on the Browns' first play of their second drive of the game...now has 61.0 career sacks, passing Porter for the second-most sacks by a Steeler since sacks became an official statistic in 1982...registered a season-high 11 tackles...marked the first time he recorded 10 or more tackles since 10/17/10 vs. Cleveland (14 tackles).
- 12/2 at Baltimore:** Registered a sack and a forced fumble of QB Joe Flacco at the Baltimore 27-yard line early in the fourth quarter...the Steelers converted the turnover into a touchdown on their ensuing drive (Batch to Miller, seven-yard pass)...has registered at least one sack in a career-best third straight game for the fourth time in his career (Games 3-5 in 2009, games 8-10 in 2008 and games 4-6 in 2008).
- 12/9 vs. San Diego:** Has recorded 29 tackles in the past four games, which is the most in a four-game span since Weeks 12-15 in 2010 when he recorded 34 tackles.
- 12/16 at Dallas:** Forced a fumble of RB DeMarco Murray that was recovered by DE Brett Keisel when the Cowboys were at the Steelers' seven-yard line...marked his 28th career forced fumble in the regular season...on third-and-one at the 50-yard line, tackle QB Tony Romo for a five-yard loss, forcing a punt...added three QB pressures.
- 12/23 vs. Cincinnati:** Recorded a sack for a zero-yard loss, marking his ninth sack in his last 10 games vs. Cincinnati.
- 12/30 vs. Cleveland:** Tied a season-high with 11 tackles...recorded a two-yard sack on QB Thad Lewis on a third-and-six...the Browns missed a FG on the next play.

2011 (11-11/1-1): Started 11 regular-season games at LB...missed four regular-season games (Weeks 5-8) due to an eye injury and one game due to a suspension (Week 15 at San Francisco)...finished the regular season with 62 tackles and nine sacks for 54 yards...added 17 QB pressures, one pass breakup, two forced fumbles...started the lone postseason contest.

- **9/18 vs. Seattle:** Registered his first sack of the season, a four-yarder...became the sixth player in Steelers' history to record 50 sacks...was part of a defense that held the Seahawks to 164 total yards and had five sacks.
- **9/25 at Indianapolis:** Finished with five tackles and four QB pressures...forced a fumble on a sack in the fourth quarter that S Troy Polamalu returned for a touchdown.
- **11/6 vs. Baltimore:** Started at ROLB after missing the previous four games due to an eye injury...had nine tackles and six QB pressures...had three sacks for minus-11 yards...with 54.0 career sacks, passed Greg Lloyd (53.5) for the fourth most by a Steelers' player since sacks became an official statistic in 1982...forced a fumble on a sack of QB Joe Flacco in the fourth quarter...including the postseason, now has nine career sacks against the Ravens, the most by a Steeler versus the Ravens...marked his 26th career forced fumble, all coming since the start of the 2007 season, which is the most in the NFL during that time span.
- **12/4 vs. Cincinnati:** Finished with three sacks, his fifth career regular-season game with at least three sacks and his 14th multi-sack game...posted a six-yard sack late in the first half, and an eight-yard sack and 10-yard sack in the third quarter...became the third Steeler to register at least three sacks multiple times in one season (since 1982) – Chad Brown, 1996, 2; Mike Merriweather, 1984, 3.
- **12/24 vs. St. Louis:** Recorded five tackles and three QB pressures...added one sack for minus-six yards.
- **AFC Wild Card Game 1/8 at Denver:** Started at ROLB...had five tackles and one QB pressure.

2010 (16-16/3-3): Started all 16 regular-season games at LB...finished the season with 100 tackles, tying a career high he set in 2008...finished with 10.5 sacks, marking the third consecutive season he had double-digit sacks...led the team with 32 QB pressures and six forced fumbles...added two interceptions, three pass breakups and one fumble recovery...started all three postseason contests...finished the postseason with 15 tackles and four sacks, including three in the AFC Divisional Game vs. Baltimore.

- **9/12 vs. Atlanta:** Had one sack for a five-yard loss.
- **9/19 at Tennessee:** Named AFC Defensive Player of the Week...finished with nine tackles, two sacks, two forced fumbles and one fumble recovery...had an 11-yard sack in the third quarter...had a five-yard sack later in the third quarter, where he forced his first fumble of the season...was part of a defense that held Tennessee to only 46 yards rushing and forced six Titans' turnovers.
- **10/3 vs. Baltimore:** Had one forced fumble.
- **10/17 vs. Cleveland:** Had a career-best 14 tackles...forced a fumble in the second quarter...had two sacks and one pass breakup.
- **10/24 at Miami:** Recorded his first interception of the season near the end of the fourth quarter.
- **10/31 at New Orleans:** Had seven tackles...posted a 10-yard sack late in the first half...had three QB pressures.
- **11/8 at Cincinnati:** Had one sack for an eight-yard loss.
- **11/21 vs. Oakland:** Posted his second interception of the season...forced a fumble on a seven-yard sack in the second quarter...posted a 12-yard sack on the Raiders' first drive of the second half...was part of a defense that forced three Oakland turnovers and had six sacks.
- **11/28 at Buffalo:** Had seven tackles...recorded a seven-yard sack in the third quarter...became the first player in team history to post three straight seasons with at least 10 sacks...forced his sixth fumble of the season.
- **12/12 vs. Cincinnati:** Had nine tackles...had three QB pressures...was part of a defense that held the Bengals to 34 yards rushing, had three sacks and forced three turnovers.
- **12/23 vs. Carolina:** Posted a six-yard sack in the third quarter...was part of a defense that held the Panthers to 119 total yards, had four sacks and forced two Panthers' turnovers.
- **AFC Divisional Game 1/15 vs. Baltimore:** Had seven tackles and two QB pressures and two pass breakups...had three sacks, which ties the team-record for most sacks in a single game...marked his first career postseason game with three sacks...had a five-yard sack in the in the third quarter...added a seven yard sack later in the third quarter...posted a nine-yard sack in the fourth quarter...was part of a defense that held the Ravens to 35 yards rushing, had five sacks and forced three turnovers.
- **AFC Championship Game 1/23 vs. N.Y. Jets:** Had seven tackles...was part of a defense that held the Jets to 70 yards rushing.
- **Super Bowl XLV 2/6 vs. Green Bay:** Had one sack for six yards, giving him 6.5 for his career in the postseason, and had three QB pressures...was part of a defense that had three sacks and held the Packers to 55 rushing yards.

2009 (16-16): Started all 16 games...had 10 sacks...forced five fumbles...had 73 tackles.

- **9/10 vs. Tennessee:** Forced a Bo Scaife fumble on the opening possession of the third quarter.
- **9/20 at Chicago:** Forced a Matt Forte fumble in the fourth quarter.
- **10/4 vs. San Diego:** Registered five tackles, two sacks, three QB pressures and one forced fumble.
- **10/11 at Detroit:** Forced one forced fumble and had three QB pressures.
- **10/18 vs. Cleveland:** Recovered one fumble.
- **10/25 vs. Minnesota:** Registered seven tackles with two sacks.
- **11/15 vs. Cincinnati:** Recorded one sack and two pressures.
- **11/22 at Kansas City:** Logged six tackles, two QB pressures and one sack.
- **12/27 vs. Baltimore:** Recorded four tackles, one QB pressure and forced one fumble.

2008 (15-15/3-3): Started 15 regular-season games at OLB...missed the regular-season finale against the Browns due to a hip injury...finished third on the team with a career-high 100 tackles...established a franchise record with 16 sacks...set a career high with seven forced fumbles...added 12 special teams tackles...started all three postseason games...finished with 13 postseason tackles, one sack and one pass breakup...his 100-yard interception return for a touchdown on the final play of the first half of Super Bowl XLIII was the longest play in Super Bowl history at the time...was also the longest play in Steelers' postseason history.

- **9/7 vs. Houston:** Led the team with 10 tackles and three sacks for losses of 20 yards...forced a fumble in the fourth quarter which was recovered by LaMarr Woodley and led to a FG that put the Steelers up 38-10...had one solo tackle on special teams.
- **9/14 at Cleveland:** Had three tackles on special teams.

- **9/29 vs. Baltimore:** Led the team with eight tackles, 2.5 sacks and two quarterback pressures...forced a Joe Flacco fumble in the third quarter which was recovered by Woodley for a touchdown...had one tackle on special teams.
- **10/5 at Jacksonville:** Finished with four tackles, including a key six-yard sack and forced fumble on David Garrard on the Jaguars' final possession.
- **10/19 at Cincinnati:** Recorded two sacks on QB Ryan Fitzpatrick...led the team with five QB pressures.
- **10/26 vs. New York Giants:** Led the team with a season-high seven QB pressures...handled the team's long-snapping duties after LS Greg Warren left the game with a knee injury...had two solo tackles on special teams.
- **11/3 at Washington:** Finished with nine tackles...had 1.5 sacks, the most in his career up to that point...had two solo tackles on special teams.
- **11/9 vs. Indianapolis:** Registered a season-high 11 tackles...had one sack and five QB pressures...recorded one solo tackle on special teams.
- **11/16 vs. San Diego:** His second quarter sack on QB Philip Rivers forced a fumble in the end zone that resulted in a safety...notched his first interception at the end of the first half and returned it 33 yards...added three QB pressures.
- **11/30 at New England:** Finished with eight tackles...recorded two sacks...forced two fumbles...recorded one solo tackle on special teams.
- **12/7 vs. Dallas:** Registered seven tackles, one sack, two QB pressures and one forced fumble...his forced fumble on that same play gave him seven for the season, a new career high...had one solo tackle on special teams.
- **12/21 at Tennessee:** Totaled 100 tackles in a season for the first time in his career...had one QB pressure...his sack of QB Kerry Collins in the third quarter gave him 16 for the season, breaking the team's single-season record previously shared with Mike Merriweather.
- **12/28 vs. Cleveland:** Was inactive due to a hip injury, ending his streak of 32 consecutive starts.
- **AFC Divisional Game 1/11 vs. San Diego:** Finished with three tackles and had one QB pressure...recorded a sack in the fourth quarter.
- **AFC Championship Game 1/18 vs. Baltimore:** Finished with six tackles and had three QB pressures.
- **Super Bowl XLIII 2/1 vs. Arizona:** Finished with four tackles, one pass defense and two QB pressures...recorded a 100-yard interception return for a touchdown on the final play of the first half, the longest play in Super Bowl history at the time...was his first career postseason interception and touchdown.

2007 (16-16/1-1): Started all 16 games and the lone postseason game vs. Jacksonville at ROLB in first season as a starter...finished fourth on the team with 80 tackles and led the team with 8.5 sacks and six forced fumbles, all then career highs...also added two fumble recoveries and an interception...tied for second on team with 12 special teams tackles...forced one fumble on special teams...recorded eight tackles, 1.5 sacks and three pass defenses in the playoff loss against Jacksonville...his 1.5 sacks were his first career postseason sacks.

- **9/9 at Cleveland:** Tallied a half sack for a loss of five yards.
- **9/16 vs. Buffalo:** Had two special teams tackles.
- **9/23 vs. San Francisco:** Had two special teams tackles.
- **9/30 at Arizona:** Recorded a half sack for a loss of four yards...added one tackle on special teams.
- **10/7 vs. Seattle:** Totaled six tackles...was part of a defensive unit that allowed only 144 net yards and eight first downs... also registered one special teams tackle.
- **10/21 at Denver:** Racked up a total of eight tackles...also registered his third sack of the season for a loss of three yards.
- **10/28 at Cincinnati:** Caused and recovered a fumble on Kenny Watson.
- **11/5 vs. Baltimore:** Earned AFC Defensive Player of the Week honors...paced the team in tackles with nine, including 3.5 sacks for a loss of 25.5 yards...forced three fumbles (one on special teams) and had one fumble recovery...posted his first interception of the season and the second of his career and returned it for 20 yards...was part of a defensive unit that allowed the Ravens only 104 net yards and five first downs...added one special teams tackle.
- **11/11 vs. Cleveland:** Forced two fumbles...also added two solo special teams tackles.
- **11/18 at New York Jets:** Sacked QB Kellen Clemens for a loss of nine yards...added three quarterback hits...also managed to rack up two special teams tackles.
- **11/26 vs. Miami:** Sacked Dolphins' QB John Beck in the fourth quarter for a loss of five yards.
- **12/16 vs. Jacksonville:** Had one special teams tackle.
- **AFC Wild Card Game 1/5 vs. Jacksonville:** Registered his fifth consecutive playoff appearance and his first playoff start at ROLB...tallied eight tackles...registered his first career postseason sack for a loss of five yards...added a half-sack in the fourth quarter...totaled two special teams tackles.

2006 (11-1): Saw action in 11 games missing five games due to an ankle injury (Weeks 6-10)...made his lone start of the season in the season finale in place of the injured Clark Haggans...finished the season with eight tackles on defense and 15 special teams tackles.

- **9/7 vs. Miami:** Logged three defensive snaps and registered two quarterback hurries/pressures...recorded one special teams tackle.
- **9/18 at Jacksonville:** Recorded a game-high four special teams tackles.
- **9/24 vs. Cincinnati:** Led the team with two special teams tackles.
- **11/26 at Baltimore:** Collected two special teams tackles.
- **12/3 vs. Tampa Bay:** Recorded two tackles and one quarterback hurry/pressure...added two special teams tackles.
- **12/7 vs. Cleveland:** Recorded a game-high three special teams tackles.
- **12/17 at Carolina:** Collected one tackle and one quarterback hurry/pressure...added one solo special teams tackle...blocked a punt in the second quarter that led to a Steelers touchdown and a 17-0 lead, the first punt block for the team since 2002.
- **12/31 at Cincinnati:** Started at ROLB for the injured Clark Haggans...recorded three solo tackles...added one quarterback hurry/pressure.

2005 (16-3/2-0): Played in all 16 games and two of the four postseason games...made three starts during the regular season when Clark Haggans was sidelined with an injury...missed the AFC Divisional Playoff Game and the AFC Championship Game with an ankle injury...posted three sacks on the year and also had his first career interception...added 18 special teams tackles in the regular season and four in the postseason.

- **9/11 vs. Tennessee:** Totaled one special teams tackle.
- **9/18 at Houston:** Recorded his first sack of the season...led team with three special teams tackles.
- **9/25 vs. New England:** Registered a sack for a loss of eight yards...also had one special teams tackle.
- **10/10 at San Diego:** Started at LOLB in place of the injured Haggans...intercepted first career pass off of QB Drew Brees and returned it 25 yards...registered six defensive tackles.
- **10/16 vs. Jacksonville:** Started for the second consecutive game at LOLB...finished with seven tackles...had a sack for seven yards and two quarterback hurries/ pressures.
- **10/23 at Cincinnati:** Started third straight game at LOLB for the injured Haggans...recorded five tackles and one tackle for a loss...also added a quarterback hurry/pressure and a pass defense.
- **11/6 at Green Bay:** Had one special teams tackle.
- **11/20 at Baltimore:** Had three special teams tackles.
- **11/28 at Indianapolis:** Had two special teams stops.
- **12/4 vs. Cincinnati:** Recorded one special teams tackle.
- **12/11 vs. Chicago:** Totaled two special teams tackles.
- **12/24 at Cleveland:** Recorded four special teams tackles...deflected a Kyle Richardson punt that traveled eight yards.
- **AFC Wild Card Game 1/8 at Cincinnati:** Played on special teams...made one tackle on special teams...injured right ankle in the first quarter while making tackle and did not return.
- **Super Bowl XL 2/5 vs. Seattle:** Led the special teams group with three tackles.

2004 (16-4/2-0): Saw action in all 16 games, starting four...scored his first career touchdown on a fumble return at Buffalo (Week 17)...finished the season with a career high 25 special teams tackles...added five special teams tackles in the postseason.

- **9/12 vs. Oakland:** Totaled three special teams tackles.
- **9/19 at Baltimore:** Had three special teams tackles.
- **10/3 vs. Cincinnati:** Had two special teams tackles.
- **10/10 vs. Cleveland:** Had two special teams tackles.
- **10/17 vs. Dallas:** Had one special teams tackle.
- **10/31 vs. New England:** Had one special teams tackle.
- **11/7 vs. Philadelphia:** Had one special teams tackle.
- **11/14 at Cleveland:** Was thrust into his first career start when Joey Porter was ejected prior to the game because of a pre-game brawl...registered his first quarterback sack...finished with six total tackles.
- **11/21 at Cincinnati:** Totaled three special teams tackles.
- **11/28 vs. Washington:** Had a big day on special teams, registering a team-high six special teams tackles.
- **12/5 at Jacksonville:** Had one special teams tackle.
- **12/12 vs. New York Jets:** Produced another solid performance filling in for injured Clark Haggans...finished with six total tackles...added one special teams tackle.
- **12/26 vs. Baltimore:** Had another strong game in place of the injured Haggans...finished with five total tackles...also was credited with four quarterback hurries/pressures and two passes defended.
- **1/2 at Buffalo:** Scored his first career touchdown on a sack and forced fumble by Ricardo Colclough that he retrieved in midair and raced 18 yards for a score...added one special teams tackle.
- **AFC Divisional Game 1/15 vs. New York Jets:** Led the team with three special teams tackles.
- **AFC Championship Game 1/23 vs. New England:** Was credited with two special teams tackles.

2003 (0-0): Made final roster but was released two days later (9/13/03)...was signed to practice squad (9/17/03) but was eventually released (10/7/03) and did not play for the remainder of the season.

2002 (1-0/0-0): Originally joined team as a rookie free agent...was released 9/1/02 and then re-signed to the practice squad 9/3/02...was activated to roster 12/17/02 when running back Verron Haynes was placed on the Reserve/Injured List...dressed in the final regular season game and played on special teams...was inactive for both postseason games.

COLLEGE: Named the team's Outstanding Defensive Player in 2000 and 2001...was a first-team All-MAC selection at outside linebacker in 2001...finished third in the league's Defensive Player of the Year balloting...registered 98 tackles, three interceptions, five passes defended, forced three fumbles and recovered one fumble...led the MAC with 15 sacks and ranked second in the conference with 20 TFLs...led team with 106 tackles and 13 TFLs in 2000...moved into the starting lineup for the final three games of the 1999 season...finished fifth on the team with 67 tackles...led team with eight TFLs...majored in general studies.

PERSONAL: Attended Coventry High School (Akron, Ohio)...is the son of Mildred and James Harrison Sr....has two sons, James and Henry...Full name: James Harrison, Jr.

HARRISON'S 2013 GAME-BY-GAME STATISTICS

Date	Opponent	GP	GS	T	AT	TOT	Sacks	Yds	Int/Yds	PD	FF	FR
9/8	at Chicago	1	1	1	0	1	0.0	0.0	0/0	0	0	0
9/16	PITTSBURGH	1	0	0	0	0	0.0	0.0	0/0	0	0	0
9/22	GREEN BAY	1	0	0	0	0	0.0	0.0	0/0	0	0	0
9/29	at Cleveland	1	1	1	3	4	0.0	0.0	0/0	0	0	0
10/6	NEW ENGLAND	1	1	0	1	1	0.0	0.0	0/0	0	0	0
10/13	at Buffalo	1	1	2	1	3	1.0	1.0	0/0	0	0	0
10/20	at Detroit	1	0	1	0	1	0.0	0.0	0/0	0	0	0
10/27	N.Y. JETS	1	1	2	4	6	1.0	1.0	0/0	0	0	0
10/31	at Miami	1	1	2	0	2	0.0	0.0	0/0	0	0	0
11/10	at Baltimore	1	0	0	4	4	0.0	0.0	0/0	0	0	1
11/17	CLEVELAND	1	1	3	1	4	0.0	0.0	1/9	1	0	0
12/1	at San Diego	1	1	1	0	1	0.0	0.0	0/0	0	0	0
12/8	INDIANAPOLIS	1	1	0	0	0	0.0	0.0	0/0	0	0	0
12/15	at Pittsburgh	1	1	3	0	3	0.0	0.0	0/0	0	0	0
12/22	MINNESOTA						INACTIVE					
12/29	BALTIMORE	1	0	0	0	0	0.0	0.0	0/0	0	0	0
SEASON TOTALS		15	10	16	14	30	2.0	2.0	1/9	1	0	1

POSTSEASON

1/5	SAN DIEGO	1	0	3	0	3	0.0	0.0	0/0	0	0	0
POSTSEASON TOTALS		1	0	3	0	3	0.0	0.0	0/0	0	0	0

HARRISON'S 2012 GAME-BY-GAME STATISTICS

Date	Opponent	GP	GS	T	AT	TOT	Sacks	Yds	Int/Yds	PD	FF	FR
9/9	at Denver						INACTIVE					
9/16	N.Y. JETS						INACTIVE					
9/23	at Oakland						INACTIVE					
10/7	PHILADELPHIA	1	1	3	2	5	0.0	0.0	0/0	0	0	0
10/11	at Tennessee	1	1	3	2	5	1.0	8.0	0/0	0	0	0
10/21	at Cincinnati	1	1	0	0	0	0.0	0.0	0/0	0	0	0
10/28	WASHINGTON	1	1	4	0	4	0.0	0.0	0/0	0	0	0
11/4	at N.Y. Giants	1	1	6	0	6	0.0	0.0	0/0	0	0	0
11/12	KANSAS CITY	1	1	1	6	7	0.0	0.0	0/0	0	0	0
11/18	BALTIMORE	1	1	4	1	5	1.0	3.0	0/0	0	0	0
11/25	at Cleveland	1	1	10	1	11	1.0	8.0	0/0	0	0	0
12/2	at Baltimore	1	1	6	0	6	1.0	5.0	0/0	0	1	0
12/9	SAN DIEGO	1	1	3	3	6	0.0	0.0	0/0	0	0	0
12/16	at Dallas	1	1	3	0	3	0.0	0.0	0/0	0	1	0
12/23	CINCINNATI	1	1	2	0	2	1.0	0.0	0/0	0	0	0
12/30	CLEVELAND	1	1	7	4	11	1.0	2.0	0/0	0	0	0
SEASON TOTALS		13	13	52	19	71	6.0	26.0	0/0	0	2	0

HARRISON'S 2011 GAME-BY-GAME STATISTICS

Date	Opponent	GP	GS	T	AT	TOT	Sacks	Yds	Int/Yds	PD	FF	FR
9/11	at Baltimore	1	1	7	1	8	0.0	0.0	0/0	0	0	0
9/18	SEATTLE	1	1	3	2	5	1.0	4.0	0/0	1	0	0
9/25	at Indianapolis	1	1	5	0	5	1.0	9.0	0/0	0	1	0
10/2	at Houston	1	1	3	1	4	0.0	0.0	0/0	0	0	0
10/9	TENNESSEE						INACTIVE					
10/16	JACKSONVILLE						INACTIVE					
10/23	at Arizona						INACTIVE					
10/30	NEW ENGLAND						INACTIVE					
11/6	BALTIMORE	1	1	8	1	9	3.0	11.0	0/0	0	1	0
11/13	at Cincinnati	1	1	2	3	5	0.0	0.0	0/0	0	0	0
11/27	at Kansas City	1	1	4	2	6	0.0	0.0	0/0	0	0	0
12/4	CINCINNATI	1	1	6	1	7	3.0	24.0	0/0	0	0	0
12/8	CLEVELAND	1	1	5	0	5	0.0	0.0	0/0	0	0	0
12/19	at San Francisco						SUSPENDED					
12/24	ST. LOUIS	1	1	4	1	5	1.0	6.0	0/0	0	0	0
1/1	at Cleveland	1	1	2	1	3	0.0	0.0	0/0	0	0	0
SEASON TOTALS		11	11	49	13	62	9.0	54.0	0/0	1	2	0

POSTSEASON

1/8	at Denver	1	1	4	1	5	0.0	0.0	0/0	0	0	0
POSTSEASON TOTALS		1	1	4	1	5	0.0	0.0	0/0	0	0	0

HARRISON'S 2010 GAME-BY-GAME STATISTICS

Date	Opponent	GP	GS	T	AT	TOT	Sacks	Yds	Int/Yds	PD	FF	FR
9/12	ATLANTA	1	1	4	3	7	1.0	5.0	0/0	0	0	0
9/19	at Tennessee	1	1	7	2	9	2.0	18.0	0/0	0	2	1
9/26	at Tampa Bay	1	1	3	1	4	0.0	0.0	0/0	0	0	0
10/3	BALTIMORE	1	1	2	1	3	0.0	0.0	0/0	0	1	0
10/17	CLEVELAND	1	1	9	5	14	2.0	2.0	0/0	1	1	0
10/24	at Miami	1	1	3	1	4	0.0	0.0	1/2	0	0	0
10/31	at New Orleans	1	1	6	1	7	1.0	10.0	0/0	0	0	0
11/8	at Cincinnati	1	1	4	0	4	1.0	8.0	0/0	1	0	0
11/14	NEW ENGLAND	1	1	3	1	4	0.0	0.0	0/0	0	0	0
11/21	OAKLAND	1	1	3	0	3	2.0	19.0	1/0	0	1	0
11/28	at Buffalo	1	1	5	2	7	1.0	7.0	0/0	0	1	0
12/5	at Baltimore	1	1	7	2	9	0.0	0.0	0/0	0	0	0
12/12	CINCINNATI	1	1	7	2	9	0.0	0.0	0/0	0	0	0
12/19	N.Y. JETS	1	1	6	3	9	0.0	0.0	0/0	0	0	0
12/23	CAROLINA	1	1	1	2	3	0.5	3.0	0/0	1	0	0
1/2	at Cleveland	1	1	3	1	4	0.0	0.0	0/0	0	0	0
SEASON TOTALS		16	16	73	27	100	10.5	72.0	2/2	3	6	1

POSTSEASON

1/15	BALTIMORE	1	1	4	3	7	3.0	21.0	0/0	2	0	0
1/23	N.Y. JETS	1	1	5	2	7	0.0	0.0	0/0	0	0	0
2/6	vs. Green Bay	1	1	1	0	1	1.0	6.0	0/0	0	0	0
POSTSEASON TOTALS		3	3	10	5	15	4.0	27.0	0/0	2	0	0

HARRISON'S 2009 GAME-BY-GAME STATISTICS

Date	Opponent	GP	GS	T	AT	TOT	Sacks	Yds	Int/Yds	PD	FF	FR
9/10	TENNESSEE	1	1	4	0	4	0.0	0.0	0/0	1	1	0
9/20	at Chicago	1	1	2	1	3	0.0	0.0	0/0	0	1	0
9/27	at Cincinnati	1	1	3	1	4	1.0	0.0	0/0	1	0	0
10/4	SAN DIEGO	1	1	5	0	5	2.0	10.0	0/0	0	1	0
10/11	at Detroit	1	1	4	1	5	3.0	24.0	0/0	0	1	0
10/18	CLEVELAND	1	1	2	2	4	0.0	0.0	0/0	0	0	1
10/25	MINNESOTA	1	1	6	1	7	2.0	14.0	0/0	0	0	0
11/9	at Denver	1	1	6	1	7	0.0	0.0	0/0	0	0	0
11/15	CINCINNATI	1	1	1	2	3	1.0	10.0	0/0	0	0	0
11/22	at Kansas City	1	1	3	3	6	1.0	4.0	0/0	0	0	1
11/29	at Baltimore	1	1	1	2	3	0.0	0.0	0/0	0	0	0
12/6	OAKLAND	1	1	4	4	8	0.0	0.0	0/0	0	0	0
12/10	at Cleveland	1	1	4	1	5	0.0	0.0	0/0	0	0	0
12/20	GREEN BAY	1	1	1	0	1	0.0	0.0	0/0	0	0	0
12/27	BALTIMORE	1	1	3	1	4	0.0	0.0	0/0	0	1	0
1/3	at Miami	1	1	4	0	4	0.0	0.0	0/0	0	0	0
SEASON TOTALS		16	16	53	20	73	10.0	62.0	0/0	2	5	2

HARRISON'S 2008 GAME-BY-GAME STATISTICS

Date	Opponent	GP	GS	T	AT	TOT	Sacks	Yds	Int/Yds	PD	FF	FR
9/7	HOUSTON	1	1	7	3	10	3.0	20.0	0/0	0	1	0
9/14	at Cleveland	1	1	4	0	4	0.0	0.0	0/0	0	0	0
9/21	at Philadelphia	1	1	4	1	5	0.0	0.0	0/0	0	0	0
9/29	BALTIMORE	1	1	8	0	8	2.5	30.0	0/0	0	1	0
10/5	at Jacksonville	1	1	4	0	4	1.0	6.0	0/0	0	1	0
10/19	at Cincinnati	1	1	6	2	8	2.0	21.0	0/0	1	0	0
10/26	N.Y. GIANTS	1	1	0	2	2	0.0	0.0	0/0	0	0	0
11/3	at Washington	1	1	5	4	9	1.5	13.5	0/0	0	0	0
11/9	INDIANAPOLIS	1	1	8	3	11	1.0	1.0	0/0	0	0	0
11/16	SAN DIEGO	1	1	2	3	5	1.0	3.0	1/33	1	1	0
11/20	CINCINNATI	1	1	4	1	5	0.0	0.0	0/0	0	0	0
11/30	at New England	1	1	6	2	8	2.0	8.0	0/0	0	2	0
12/7	DALLAS	1	1	6	1	7	1.0	2.0	0/0	0	1	0
12/14	at Baltimore	1	1	1	6	7	0.0	0.0	0/0	0	0	0
12/21	at Tennessee	1	1	3	4	7	1.0	10.0	0/0	0	0	0
12/28	CLEVELAND	INACTIVE										
SEASON TOTALS		15	15	68	32	100	16.0	114.5	1/33	2	7	0

POSTSEASON

1/11	SAN DIEGO	1	1	2	1	3	1.0	7.0	0/0	0	0	0
1/18	BALTIMORE	1	1	5	1	6	0.0	0.0	0/0	0	0	0
2/1	vs. Arizona	1	1	3	1	4	0.0	0.0	1/100t	1	0	0
POSTSEASON TOTALS		3	3	10	3	13	1.0	7.0	1/100t	1	0	0

HARRISON'S 2007 GAME-BY-GAME STATISTICS

Date	Opponent	GP	GS	T	AT	TOT	Sacks	Yds	Int/Yds	PD	FF	FR
9/09	at Cleveland	1	1	7	0	7	0.5	5.0	0/0	0	0	0
9/16	BUFFALO	1	1	1	0	1	1.0	7.0	0/0	0	0	0
9/23	SAN FRANCISCO	1	1	4	0	4	0.0	0.0	0/0	0	0	0
9/30	at Arizona	1	1	2	1	3	0.5	4.0	0/0	0	0	1
10/07	SEATTLE	1	1	5	1	6	0.0	0.0	0/0	0	0	0
10/21	at Denver	1	1	7	1	8	1.0	3.0	0/0	0	0	0
10/28	at Cincinnati	1	1	5	2	7	0.0	0.0	0/0	0	1	1
11/5	BALTIMORE	1	1	8	1	9	3.5	25.5	1/20	1	2	1
11/11	CLEVELAND	1	1	3	1	4	0.0	0.0	0/0	0	2	0
11/18	at N.Y. Jets	1	1	4	0	4	1.0	9.0	0/0	0	0	0
11/26	MIAMI	1	1	2	0	2	1.0	5.0	0/0	0	1	0
12/2	CINCINNATI	1	1	3	1	4	0.0	0.0	0/0	0	0	0
12/9	at New England	1	1	3	1	4	0.0	0.0	0/0	0	0	0
12/16	JACKSONVILLE	1	1	5	2	7	0.0	0.0	0/0	0	0	0
12/20	at St. Louis	1	1	2	1	3	0.0	0.0	0/0	1	0	0
12/30	at Baltimore	1	1	6	1	7	0.0	0.0	0/0	0	0	0
SEASON TOTALS		16	16	67	13	80	8.5	58.5	1/20	2	6	3

POSTSEASON

1/5	JACKSONVILLE	1	1	4	4	8	1.5	11.0	0/0	3	0	0
POSTSEASON TOTALS		1	1	4	4	8	1.5	11.0	0/0	3	0	0

HARRISON'S 2006 GAME-BY-GAME STATISTICS

Date	Opponent	GP	GS	T	AT	TOT	Sacks	Yds	Int/Yds	PD	FF	FR
9/7	MIAMI	1	0	0	0	0	0.0	0.0	0/0	0	0	0
9/18	at Jacksonville	1	0	0	0	0	0.0	0.0	0/0	0	0	0
9/24	CINCINNATI	1	0	0	0	0	0.0	0.0	0/0	0	0	0
10/8	at San Diego	1	0	0	0	0	0.0	0.0	0/0	0	0	0
10/15	KANSAS CITY						INACTIVE					
10/22	at Atlanta						INACTIVE					
10/29	at Oakland						INACTIVE					
11/5	DENVER						INACTIVE					
11/12	NEW ORLEANS						INACTIVE					
11/19	at Cleveland	1	0	0	0	0	0.0	0.0	0/0	0	0	0
11/26	at Baltimore	1	0	0	0	0	0.0	0.0	0/0	0	0	0
12/3	TAMPA BAY	1	0	1	1	2	0.0	0.0	0/0	0	0	0
12/7	CLEVELAND	1	0	0	0	0	0.0	0.0	0/0	0	0	0
12/17	at Carolina	1	0	0	1	1	0.0	0.0	0/0	0	0	0
12/24	BALTIMORE	1	0	0	2	2	0.0	0.0	0/0	0	0	0
12/31	at Cincinnati	1	1	3	0	3	0.0	0.0	0/0	0	0	0
SEASON TOTALS		11	1	4	4	8	0.0	0.0	0/0	0	0	0

HARRISON'S 2005 GAME-BY-GAME STATISTICS

Date	Opponent	GP	GS	T	AT	TOT	Sacks	Yds	Int/Yds	PD	FF	FR
9/11	TENNESSEE	1	0	2	0	2	0.0	0.0	0/0	0	0	0
9/18	at Houston	1	0	1	0	1	1.0	4.0	0/0	0	0	0
9/25	NEW ENGLAND	1	0	1	0	1	1.0	8.0	0/0	0	0	0
10/2	at San Diego	1	1	4	2	6	0.0	0.0	1/25	1	0	0
10/16	JACKSONVILLE	1	1	6	1	7	1.0	7.0	0/0	0	0	0
10/23	at Cincinnati	1	1	3	2	5	0.0	0.0	0/0	1	0	0
10/31	BALTIMORE	1	0	2	0	2	0.0	0.0	0/0	0	0	0
11/6	at Green Bay	1	0	1	0	1	0.0	0.0	0/0	0	0	0
11/13	CLEVELAND	1	0	1	1	2	0.0	0.0	0/0	0	0	0
11/20	at Baltimore	1	0	0	2	2	0.0	0.0	0/0	0	0	0
11/28	at Indianapolis	1	0	0	0	0	0.0	0.0	0/0	0	0	0
12/4	CINCINNATI	1	0	0	0	0	0.0	0.0	0/0	0	0	0
12/11	CHICAGO	1	0	0	0	0	0.0	0.0	0/0	0	0	0
12/18	at Minnesota	1	0	0	1	1	0.0	0.0	0/0	0	0	0
12/24	at Cleveland	1	0	0	0	0	0.0	0.0	0/0	0	0	0
1/1/06	DETROIT	1	0	0	0	0	0.0	0.0	0/0	0	0	0
SEASON TOTALS		16	3	21	9	30	3.0	19.0	1/25	2	0	0

POSTSEASON

1/8	at Cincinnati	1	0	0	0	0	0.0	0.0	0/0	0	0	0
1/15	at Indianapolis						INACTIVE					
1/22	at Denver						INACTIVE					
2/5	vs. Seattle	1	0	0	0	0	0.0	0.0	0/0	0	0	0
POSTSEASON TOTALS		2	0	0	0	0	0.0	0.0	0/0	0	0	0

HARRISON'S 2004 GAME-BY-GAME STATISTICS

Date	Opponent	GP	GS	T	AT	TOT	Sacks	Yds	Int/Yds	PD	FF	FR
9/12	OAKLAND	1	0	0	0	0	0.0	0.0	0/0	0	0	0
9/19	at Baltimore	1	0	0	0	0	0.0	0.0	0/0	0	0	0
9/26	at Miami	1	0	0	0	0	0.0	0.0	0/0	0	0	0
10/3	CINCINNATI	1	0	0	0	0	0.0	0.0	0/0	0	0	0
10/10	CLEVELAND	1	0	0	0	0	0.0	0.0	0/0	0	0	0
10/17	at Dallas	1	0	0	0	0	0.0	0.0	0/0	0	0	0
10/31	NEW ENGLAND	1	0	0	0	0	0.0	0.0	0/0	0	0	0
11/7	PHILADELPHIA	1	0	0	0	0	0.0	0.0	0/0	0	0	0
11/14	at Cleveland	1	1	5	1	6	1.0	3.0	0/0	1	0	0
11/21	at Cincinnati	1	0	0	0	0	0.0	0.0	0/0	0	0	0
11/28	WASHINGTON	1	0	0	0	0	0.0	0.0	0/0	0	0	0
12/5	at Jacksonville	1	0	0	0	0	0.0	0.0	0/0	0	0	0
12/12	N.Y. JETS	1	0	4	2	6	0.0	0.0	0/0	0	0	0
12/18	at N.Y. Giants	1	1	2	3	5	0.0	0.0	0/0	1	0	0
12/26	BALTIMORE	1	1	4	1	5	0.0	0.0	0/0	2	0	0
1/2 at	Buffalo	1	1	3	0	3	0.0	0.0	0/0	0	0	1
SEASON TOTALS		16	4	18	7	25	1.0	3.0	0/0	4	0	1

POSTSEASON

1/15	N.Y. JETS	1	0	0	0	0	0.0	0.0	0/0	0	0	0
1/23	NEW ENGLAND	1	0	0	0	0	0.0	0.0	0/0	0	0	0
POSTSEASON TOTALS		2	0	0	0	0	0.0	0.0	0/0	0	0	0

Regular-Season Single-Game Highs:

Total Tackles: 14, vs. Cleveland, 10/17/10; **Solo Tackles:** 9, vs. Cleveland, 10/17/10; **Sacks:** 3.5, vs. Baltimore, 11/5/07; **Sack Yards:** 30.0, vs. Baltimore, 9/29/08; **Interceptions:** 1, six times, last vs. Cleveland, 11/17/13; **Interception Yards:** 33, vs. San Diego, 11/16/08; **Passes Defensed:** 2, vs. Baltimore, 12/26/04; **Forced Fumbles:** 3, vs. Baltimore, 11/5/07; **Fumble Recoveries:** 1, eight times, last at Baltimore, 11/10/13.

HARRISON'S CAREER TOTALS

Year	Team	GP	GS	T	AT	TOT	Sacks	Yds	Int/Yds	PD	FF	FR
2002	Pittsburgh	1	0	0	0	0	0.0	0.0	0/0	0	0	0
2003	Pittsburgh	0	0	0	0	0	0.0	0.0	0/0	0	0	0
2004	Pittsburgh	16	4	18	7	25	1.0	3.0	0/0	4	0	1
2005	Pittsburgh	16	3	21	9	30	3.0	19.0	1/25	2	0	0
2006	Pittsburgh	11	1	4	4	8	0.0	0.0	0/0	0	0	0
2007	Pittsburgh	16	16	67	13	80	8.5	58.5	1/20	2	6	3
2008	Pittsburgh	15	15	68	32	100	16.0	114.5	1/33	2	7	0
2009	Pittsburgh	16	16	53	20	73	10.0	62.0	0/0	2	5	2
2010	Pittsburgh	16	16	73	27	100	10.5	72.0	2/2	3	6	1
2011	Pittsburgh	11	11	49	13	62	9.0	54.0	0/0	1	2	0
2012	Pittsburgh	13	13	52	19	71	6.0	26.0	0/0	0	2	0
2013	Cincinnati	15	10	16	14	30	2.0	2.0	1/9	1	0	1
STEELERS TOTALS		131	95	405	144	549	64.0	404.5	5/80	16	28	7
NFL Totals		146	105	421	158	579	66.0	406.5	6/89	17	28	8

Special Teams Tackles (82): 25 in '04, 18 in '05, 15 in '06, 12 in '07 and 12 in '08.

Additional Statistics: Scored a touchdown on an 18-yard fumble recovery at Buffalo in the 2004 season (1/2/05)...on special teams, blocked a punt at Cleveland (12/24/05), blocked a punt 12/17/06 at Carolina and forced a fumble vs. Baltimore (11/5/07).

HARRISON'S CAREER TOTALS

POSTSEASON

Year	Team	GP	GS	T	AT	TOT	Sacks	Yds	Int/Yds	PD	FF	FR
2002	Pittsburgh	0	0	0	0	0	0.0	0.0	0/0	0	0	0
2004	Pittsburgh	2	0	0	0	0	0.0	0.0	0/0	0	0	0
2005	Pittsburgh	2	0	0	0	0	0.0	0.0	0/0	0	0	0
2007	Pittsburgh	1	1	4	4	8	1.5	11.0	0/0	3	0	0
2008	Pittsburgh	3	3	10	3	13	1.0	7.0	1/100t	1	0	0
2010	Pittsburgh	3	3	10	5	15	4.0	27.0	0/0	2	0	0
2011	Pittsburgh	1	1	4	1	5	0.0	0.0	0/0	0	0	0
2013	Cincinnati	1	0	3	0	3	0.0	0.0	0/0	0	0	0
STEELERS TOTALS		12	7	28	13	41	6.5	45.0	1/100t	6	0	0
NFL Totals		13	8	31	13	44	6.5	45.0	1/100t	6	0	0

Career Postseason Special Teams Tackles (11): 5 in '04, 4 in '05 and 2 in '07.

99 Brett Keisel – DE

HEIGHT – 6-5

WEIGHT – 285

COLLEGE – Brigham Young

BORN – Sept. 19, 1978

BIRTHPLACE – Greybull, Wyo.

HOW ACQUIRED – D7b-'02 (#242)

NFL EXPERIENCE – 13th year

CAREER HIGHLIGHTS

- Finished first on the team with a career-high 40 quarterback pressures in 2012.
- Earned Steelers' Walter Payton Man of the Year honors in 2011 for his efforts on and off the field.
- Named to the Pro Bowl after the 2010 season and as an alternate after the 2011 season.
- In 2006 he was the co-recipient of the "Chief Award" (with Deshea Townsend), which is given annually to the player who best exemplifies the spirit of cooperation with the media.

PRO (144-110/16-8): Signed a two-year contract with the Steelers on August 20, 2014...signed a five-year contract with the Steelers on August 31, 2009 to remain with the team through 2013...signed a four-year contract with the Steelers during the 2006 offseason...originally drafted by the Steelers in the seventh round (242nd overall) of the 2002 NFL Draft.

2013 (12-12): Started 12 games at DE...inactive due to a foot injury 11/17 vs. Detroit, 11/24 at Cleveland, 12/8 vs. Miami and 12/15 vs. Cincinnati...led the team or tied for the team lead in QB pressures in five games this season.

- **9/8 vs. Tennessee:** Led the team with four QB pressures...tied for the lead in tackles for the defensive line.
- **9/16 at Cincinnati:** Led the team with five QB pressures.
- **9/22 vs. Chicago:** Recorded his first sack of the season, a two-yarder of QB Jay Cutler...tied for the team high with two QB pressures.
- **9/29 vs. Minnesota (London):** Tied for the team high with two QB pressures.
- **10/13 at N.Y. Jets:** Led the defensive line with four tackles...left the game prior to halftime with a rib injury and did not return.
- **10/20 vs. Baltimore:** Tied for the lead in tackles on the defensive line (3)...left the game in the third quarter with a rib injury but returned.
- **10/27 at Oakland:** Recorded a sack on third-and-six, forcing an Oakland punt...recovered a fumble that was forced by LB Lawrence Timmons in the fourth quarter...marked his sixth career fumble recovery.
- **11/3 at New England:** Led the team and tied his season high with five QB pressures.
- **11/10 vs. Buffalo:** Led the defensive line with two QB pressures.
- **11/28 at Baltimore:** Left the game in the second quarter with a foot injury and did not return.
- **12/22 at Green Bay:** Recorded a sack for a loss of three yards late in the fourth quarter...two plays later, recovered a fumble that was forced by S Troy Polamalu that set the Steelers up for the game-winning touchdown run by RB Le'Veon Bell...marked his seventh career fumble recovery.
- **12/29 vs. Cleveland:** Forced a fumble on a sack of QB Jason Campbell that was recovered by LB Chris Carter in the first quarter...marked his seventh career forced fumble.

2012 (16-16): Started all 16 contests at DE...led the team with a career-high 40 quarterback pressures and ranked third on the team with 4.5 sacks...led the defensive line with 58 tackles, which tied for the second-most in a single season for his career.

- **10/11 at Tennessee:** Led all defensive linemen with four tackles.
- **10/21 at Cincinnati:** Had a season-high five QB pressures.
- **10/28 vs. Washington:** Led the defensive line with four tackles...added one QB pressure and one pass defended.
- **11/4 at N.Y. Giants:** Led the defensive line with four tackles...added two QB pressures.
- **11/12 vs. Kansas City:** Recorded a season-high and tied for a career high with eight tackles...registered two sacks for a loss of six yards...marked the fourth time during the regular season that he registered two sacks in a game and the fifth time in his career that he recorded at least 1.5 sacks in a contest...sacked QB Matt Cassel at the Kansas City 43-yard line for a loss of six yards on a third-and-four on the Chiefs' first drive of the game.
- **11/25 at Cleveland:** Recorded a nine-yard sack in the fourth quarter to force a third-and-21 on a drive that resulted in a punt...his third sack in his last three games...deflected QB Brandon Weeden's that LB Lawrence Timmons picked off for a touchdown on the Browns' first drive of the game.
- **12/2 at Baltimore:** Led the defensive line with five tackles...had a team-high four QB pressures.
- **12/9 vs. San Diego:** Led the team with five QB pressures and added six tackles.
- **12/16 at Dallas:** Led the team with five QB pressures...recovered a fumble in the first quarter to halt a Cowboys' drive in the red zone, the fifth fumble recovery of his career.
- **12/23 vs. Cincinnati:** Registered 1.5 sacks, marking the sixth time in his career and second time this season that he recorded at least 1.5 sacks in a game...now has 4.5 sacks on the season, which are the most sacks in a season since he recorded a career-best 5.5 in 2006...all 4.5 sacks came in the last seven games.
- **12/30 vs. Cleveland:** Left the game in the second quarter with a right knee injury and did not return.

2011 (14-14/1-1): Started 14 regular-season contests and the lone postseason contest at DE...missed two games due to a knee injury (9/25 at Indianapolis and 10/2 at Houston)...finished the regular season with 48 tackles, three sacks, nine pass breakups, two forced fumbles and two fumble recoveries...named as the third Pro Bowl alternate at DE for the AFC...named the Steelers 2011 Walter Payton Man of the Year.

- **9/18 vs. Seattle:** Had two tackles and two QB pressures...added one pass breakup...was part of a defense that held the Seahawks to 164 total yards and had five sacks.

- **10/9 vs. Tennessee:** Started at DE after missing two games with a knee injury...had three tackles and two QB pressures...added one pass breakup.
- **10/16 vs. Jacksonville:** Tied a career-high with two sacks...marked the third time in his career that he recorded at least two sacks in a single game and the fourth time he registered at least 1.5 sacks in a single contest...added five tackles, four QB pressures and one pass breakup.
- **10/23 at Arizona:** Registered three tackles and five QB pressures.
- **10/30 vs. New England:** Logged one tackle, four QB pressures and one pass breakup...forced a fumble on a sack of QB Tom Brady with 19 seconds left in the game (the ball rolled out of the end zone for a safety)...marked his fifth career forced fumble.
- **11/6 vs. Baltimore:** Made his 75th career start at DE...had five tackles, one QB pressure and one pass breakup.
- **11/13 at Cincinnati:** Recorded six tackles and four QB pressures...added two pass breakups.
- **11/27 at Kansas City:** Tallied three tackles and two QB pressures...recorded his first fumble recovery of the season and fourth of his career.
- **12/4 vs. Cincinnati:** Posted three tackles and four QB pressures.
- **12/8 vs. Cleveland:** Recorded five tackles, one QB pressure and one pass breakup...was part of a defense that held the Browns to three points.
- **12/24 vs. St. Louis:** Started at DE...had four tackles and three QB pressures.
- **1/1 at Cleveland:** Forced a fumble on RB Peyton Hillis...marked his sixth career forced fumble.
- **AFC Wild Card Game 1/8 at Denver:** Started at DE...left the game in the second quarter with a groin injury and did not return.

2010 (11-11/3-3): Started 11 regular-season games at DE, missing five due to a hamstring injury...named to his first Pro Bowl...finished with 35 tackles, three sacks, 12 QB pressures, six pass breakups and two forced fumbles...recorded his first career interception and first career touchdown in Week 3 at Tampa Bay...was part of a defense that held opponents to an NFL-best and Steelers' team-record 62.8 rushing yards per game...started all three postseason contests, tallying eight tackles and one forced fumble.

- **9/19 at Tennessee:** Had two tackles, one sack and forced a fumble...marked his third career forced fumble...was a part of the defense that forced six Tennessee turnovers and held the Titans to only 46 yards rushing.
- **9/26 at Tampa Bay:** Recorded four tackles and four QB pressures...had his first career interception and returned it 79 yards for the first touchdown of his career.
- **10/17 vs. Cleveland:** Left the game prior to halftime with a hamstring injury and did not return...inactive for the next two games due to a hamstring injury.
- **11/8 at Cincinnati:** Started at DE, but left the game in the first quarter with a hamstring injury and did not return.
- **12/5 at Baltimore:** Returned to the starting lineup after missing three games with a hamstring injury... had three tackles, two QB pressures and one pass breakup...was part of a defense that held the Ravens to less than 50 yards rushing and had four sacks.
- **12/12 vs. Cincinnati:** Tallied six tackles, one QB pressure and one pass breakup... was part of a defense that held the Bengals to 34 yards rushing, had three sacks and forced three turnovers.
- **12/23 vs. Carolina:** Had six tackles...posted a 10-yard sack in the third quarter...added two QB pressures and two pass breakups...was part of a defense that held the Panthers to 119 total yards.
- **1/2 at Cleveland:** Posted a five-yard sack in the third quarter, giving him three on the season...forced his second fumble of the year and the fourth of his career on that sack.
- **AFC Divisional Game 1/15 vs. Baltimore:** Recorded four tackles and one QB pressure...recovered his second career postseason fumble in the third quarter...was part of a defense that held the Ravens to 35 yards rushing, had five sacks and forced three turnovers.
- **AFC Championship Game 1/23 vs. N.Y. Jets:** Had one tackle, one QB pressure and one pass breakup...was part of a defense that held the Jets to 70 yards rushing.
- **Super Bowl XLV 2/6 vs. Green Bay:** Had three tackles and one QB pressure...was part of a defense that had three sacks and held the Packers to 55 yards rushing.

2009 (15-15): Started 15 games at DE...had 63 tackles and three sacks...also forced one fumble.

- **9/10 vs. Tennessee:** Tied for second on the team with seven tackles (five solo) and had a team-high four QB pressures.
- **9/27 at Cincinnati:** Finished with five tackles, one pass defended and two QB pressures.
- **10/25 vs. Minnesota:** Recorded six tackles, one QB pressure, one sack and one forced fumble...marked the second forced fumble of his career.
- **11/9 at Denver:** Recorded two solo tackles, two QB pressures and two sacks...marked the second time in his career that he registered two sacks in a single contest and the third time he registered at least 1.5 sacks in a single game.
- **11/15 vs. Cincinnati:** Recorded four solo tackles and four QB pressures.
- **12/6 vs. Oakland:** Registered eight tackles, tying a career high.
- **1/3 at Miami:** Was inactive due to a stinger.

2008 (10-10/3-3): Started 10 regular-season games at DE...missed three games (Weeks 3-5) with a calf injury...missed three games (Weeks 13-15) with a knee injury...finished with 34 tackles, one sack and one pass defended...started all three postseason contests, finishing with 12 tackles, one sack, one pass defended and one fumble recovery.

- **9/7 vs. Houston:** Led the team with three QB pressures.
- **9/14 at Cleveland:** Left the game in the first quarter with a calf injury.
- **10/19 at Cincinnati:** Returned to the lineup after missing three games with a calf injury...recorded three solo tackles and had two QB pressures.
- **10/26 vs. New York Giants:** Tied a career high with eight tackles.
- **11/16 vs. San Diego:** Finished with six solo tackles and recorded his first sack of the season...added one pass defended and one QB pressure.
- **11/20 vs. Cincinnati:** Left the game in the fourth quarter with a knee injury.

- **12/21 at Tennessee:** Returned to the starting lineup after missing three games with a knee injury...finished with two solo tackles and one QB pressure.
- **AFC Divisional Game 1/11 vs. San Diego:** Finished with five tackles, one QB pressure and one pass defended...recorded his third career postseason sack.
- **AFC Championship Game 1/18 vs. Baltimore:** Registered two tackles and had three QB pressures.
- **Super Bowl XLIII 2/1 vs. Arizona:** Finished with five tackles, one QB pressure and recovered a fumble that sealed the victory in the final seconds...marked his first career postseason fumble recovery.

2007 (16-16/1-1): Started all 16 games at RDE for the second consecutive season...also started the lone postseason contest vs. Jacksonville, recording seven tackles...finished with 49 tackles and two sacks, and led team with 31 QB pressures...added five pass defended.

- **9/23 vs. San Francisco:** Credited with one tackle and six quarterback pressures...also batted down one ball...was part of a defensive line that held Frank Gore to 39 rushing yards.
- **9/30 at Arizona:** Recorded two solo tackles, two quarterback hits, four quarterback pressures and one pass defended.
- **10/21 at Denver:** Recorded four solo tackles and one quarterback pressure.
- **10/28 at Cincinnati:** Finished with three tackles and three quarterback pressures.
- **11/5 vs. Baltimore:** Was part of a defensive unit that limited the Ravens to 104 net yards and five first downs.
- **11/11 vs. Cleveland:** Logged two tackles, one quarterback pressure and two passes defended.
- **11/18 at New York Jets:** Racked up six solo tackles and one sack for a loss of two yards.
- **11/26 vs. Miami:** Had one sack for a loss of three yards on Miami QB John Beck.
- **12/2 vs. Cincinnati:** Finished the game with six QB pressures.
- **AFC Wild Card Game 1/5 vs. Jacksonville:** Started his first career postseason game...recorded seven tackles with one pass defended.

2006 (16-16): Started all 16 games for the first time in his career...finished with 58 tackles...also posted a career-high 5.5 sacks and had one fumble recovery, the first of his career.

- **9/7 vs. Miami:** Made his first career start at RDE...threw two key blocks to spring Joey Porter on a 42-yard interception return for touchdown that clinched the game...helped limit Miami to just 38 yards rushing, the lowest against Pittsburgh since Nov. 7, 2004 vs. Philadelphia (23 yards).
- **9/24 vs. Cincinnati:** Had one sack for a loss of eight yards.
- **10/8 at San Diego:** Recorded his second sack of the season.
- **10/15 vs. Kansas City:** Led the defensive line with four tackles...helped hold Kansas City to 38 rushing yards...also had two QB pressures.
- **10/22 at Atlanta:** Recorded six tackles and two passes defended...added two QB pressures.
- **11/12 vs. New Orleans:** Recorded a career-high eight tackles and collected one sack...recovered his first career fumble.
- **11/26 at Baltimore:** Collected five tackles and two QB pressures.
- **12/3 vs. Tampa Bay:** Collected five tackles...added one sack for a loss of six yards.
- **12/17 at Carolina:** Credited with 1.5 sacks, his second career game that he registered at least 1.5 sacks.
- **12/31 at Cincinnati:** Had three QB pressures.

2005 (16-0/4-0): Saw action in all 16 contests...finished the season with 13 tackles and three sacks...posted 22 special teams tackles in the regular season (three, 9/18 at Houston and 12/11 vs. Chicago, two, 10/23 at Cincinnati, 12/18 at Minnesota, 12/24 at Cleveland and 1/1 vs. Detroit, and one, 9/25 vs. New England, 10/10 at San Diego, 10/16 vs. Jacksonville, 11/6 at Green Bay, 11/13 vs. Cleveland, 11/20 at Baltimore, 11/28 at Indianapolis and 12/4 vs. Cincinnati)...also saw action in all four postseason games, finishing with two sacks (at Denver) and seven total tackles...added three special teams tackles in the postseason.

- **10/31 vs. Baltimore:** Made one of the biggest plays of the game when he sacked QB Anthony Wright on third-down on the Ravens' final drive...marked his first career sack.
- **12/24 at Cleveland:** Recorded two sacks for the first time in his career...also recorded his first career forced fumble.
- **1/1 vs. Detroit:** Recovered one fumble on special teams, the second of his career.
- **AFC Wild Card Game 1/8 at Cincinnati:** Recorded one special teams tackle.
- **AFC Divisional Game 1/15 at Indianapolis:** Recorded one special teams tackle.
- **AFC Championship Game 1/22 at Denver:** Recorded four solo tackles...posted two sacks and forced one fumble on defense...the sacks and forced fumble were the first of his career in the postseason.
- **Super Bowl XL 2/5 vs. Seattle:** Recorded two solo tackles and one solo special teams tackle.

2004 (13-0/2-0): Saw action in 13 games and both postseason contests...totaled four special teams stops (two, 11/21 at Cincinnati, and one, 9/19 at Baltimore and 10/31 vs. New England) in the regular season and one special teams tackle in the postseason.

- **11/21 at Cincinnati:** Suffered a hamstring injury in the fourth quarter and did not return.
- **12/18 at New York Giants:** Dressed for the first time in four games.
- **AFC Divisional Game 1/15 vs. New York Jets:** Registered one solo special teams tackle.
- **AFC Championship Game 1/23 vs. New England:** Played on special teams.

2003 (0-0): Placed on the team's Reserve/Injured List on August 31, 2003 due to a shoulder injury.

2002 (5-0/2-0): Came on strong as a dynamic special teams player...played in five regular-season games and two postseason games...finished with seven special teams tackles...was inactive for first nine games.

- **12/15 vs. Carolina:** Recovered a fumble on a muffed punt that led to a Steelers touchdown...marked his first career fumble recovery on special teams.

COLLEGE: Finished his career with 66 tackles, nine quarterback sacks and 19 stops behind the line of scrimmage...was a Super Sleeper Team selection by *The NFL Draft Report*...majored in health sciences. **2001:** Received All-Mountain West Conference honorable mention honors...had a banner senior campaign in his first year as a starter...recorded 41 tackles (23 solo) and ranked second on the team with four

sacks, and third with nine tackles for losses...also forced one fumble... played in every game at defensive end. **2000:** Made 22 tackles (13 solo), five sacks and 10 tackles for losses...transferred to Snow (Utah) Junior College in 1999...made three unassisted tackles at defensive end in 1998...redshirted in 1997.

PERSONAL: Lettered four times in football and basketball and twice in track at Greybull High School (Greybull, Wyo.)...was a four-time All-Conference selection...earned All-State honors as a tight end and linebacker (1995-96)...was *USA Today* Wyoming Player of the Year in his final season...also earned *Sportslink* Player of the Year and Conference Player of the Year honors in 1996...is the son of Connie and Lane Keisel...is married to Sarah...has three children, Jacob, Grace and William...Full name: Brett Keisel.

KEISEL'S 2013 GAME-BY-GAME STATISTICS

Date	Opponent	GP	GS	T	AT	TOT	Sacks	Yds	Int/Yds	PD	FF	FR
9/8	TENNESSEE	1	1	5	1	6	0.0	0.0	0/0	0	0	0
9/16	at Cincinnati	1	1	2	1	3	0.0	0.0	0/0	1	0	0
9/22	CHICAGO	1	1	3	1	4	1.0	2.0	0/0	0	0	0
9/29	vs. Minnesota	1	1	1	1	2	0.0	0.0	0/0	0	0	0
10/13	at N.Y. Jets	1	1	4	0	4	0.0	0.0	0/0	0	0	0
10/20	BALTIMORE	1	1	2	1	3	0.0	0.0	0/0	0	0	0
10/27	at Oakland	1	1	4	3	7	1.0	1.0	0/0	0	0	1
11/3	at New England	1	1	2	2	4	0.0	0.0	0/0	0	0	0
11/10	BUFFALO	1	1	0	2	2	0.0	0.0	0/0	0	0	0
11/17	DETROIT						INACTIVE					
11/24	at Cleveland						INACTIVE					
11/28	at Baltimore	1	1	0	0	0	0.0	0.0	0/0	0	0	0
12/8	MIAMI						INACTIVE					
12/15	CINCINNATI						INACTIVE					
12/22	at Green Bay	1	1	1	0	1	1.0	3.0	0/0	0	0	1
12/29	CLEVELAND	1	1	2	0	2	1.0	7.0	0/0	0	1	0
SEASON TOTALS		12	12	26	12	38	4.0	13.0	0/0	1	1	2

KEISEL'S 2012 GAME-BY-GAME STATISTICS

Date	Opponent	GP	GS	T	AT	TOT	Sacks	Yds	Int/Yds	PD	FF	FR
9/9	at Denver	1	1	1	0	1	0.0	0.0	0/0	0	0	0
9/16	N.Y. JETS	1	1	1	2	3	0.0	0.0	0/0	0	0	0
9/23	at Oakland	1	1	3	1	4	0.0	0.0	0/0	0	0	0
10/7	PHILADELPHIA	1	1	0	2	2	0.0	0.0	0/0	0	0	0
10/11	at Tennessee	1	1	3	1	4	0.0	0.0	0/0	0	0	0
10/21	at Cincinnati	1	1	1	0	1	0.0	0.0	0/0	0	0	0
10/28	WASHINGTON	1	1	2	2	4	0.0	0.0	0/0	0	0	0
11/4	at N.Y. Giants	1	1	2	2	4	0.0	0.0	0/0	0	0	0
11/12	KANSAS CITY	1	1	6	2	8	2.0	6.0	0/0	0	0	0
11/18	BALTIMORE	1	1	3	0	3	0.0	0.0	0/0	0	0	0
11/25	at Cleveland	1	1	3	1	4	1.0	9.0	0/0	1	0	0
12/2	at Baltimore	1	1	3	2	5	0.0	0.0	0/0	0	0	0
12/9	SAN DIEGO	1	1	5	1	6	0.0	0.0	0/0	0	0	0
12/16	at Dallas	1	1	0	2	2	0.0	0.0	0/0	0	0	1
12/23	CINCINNATI	1	1	2	3	5	1.5	4.5	0/0	0	0	0
12/30	CLEVELAND	1	1	1	1	2	0.0	0.0	0/0	0	0	0
SEASON TOTALS		16	16	36	22	58	4.5	19.5	0/0	1	0	1

KEISEL'S 2011 GAME-BY-GAME STATISTICS

Date	Opponent	GP	GS	T	AT	TOT	Sacks	Yds	Int/Yds	PD	FF	FR
9/11	at Baltimore	1	1	4	0	4	0.0	0.0	0/0	0	0	0
9/18	SEATTLE	1	1	2	0	2	0.0	0.0	0/0	0	0	0
9/25	at Indianapolis						INACTIVE					
10/2	at Houston						INACTIVE					
10/9	TENNESSEE	1	1	3	0	3	0.0	0.0	0/0	0	0	0
10/16	JACKSONVILLE	1	1	4	1	5	2.0	16.0	0/0	1	0	0
10/23	at Arizona	1	1	2	1	3	0.0	0.0	0/0	0	0	0
10/30	NEW ENGLAND	1	1	1	0	1	1.0	7.0	0/0	1	1	0
11/6	BALTIMORE	1	1	4	1	5	0.0	0.0	0/0	1	0	0
11/13	at Cincinnati	1	1	5	1	6	0.0	0.0	0/0	0	0	0
11/27	at Kansas City	1	1	2	1	3	0.0	0.0	0/0	0	0	1
12/4	CINCINNATI	1	1	3	0	3	0.0	0.0	0/0	0	0	0
12/8	CLEVELAND	1	1	5	0	5	0.0	0.0	0/0	1	0	0
12/19	at San Francisco	1	1	0	1	1	0.0	0.0	0/0	0	0	0
12/24	ST. LOUIS	1	1	3	1	4	0.0	0.0	0/0	1	0	0
1/1	at Cleveland	1	1	2	1	3	0.0	0.0	0/0	1	1	0
SEASON TOTALS		14	14	40	8	48	3.0	23.0	0/0	6	2	1
POSTSEASON												
1/8	at Denver	1	1	0	0	0	0.0	0.0	0/0	0	0	0
POSTSEASON TOTALS		1	1	0	0	0	0.0	0.0	0/0	0	0	0

KEISEL'S 2010 GAME-BY-GAME STATISTICS

Date	Opponent	GP	GS	T	AT	TOT	Sacks	Yds	Int/Yds	PD	FF	FR
9/12	ATLANTA	1	1	2	1	3	0.0	0.0	0/0	0	0	0
9/19	at Tennessee	1	1	1	1	2	1.0	0.0	0/0	0	1	0
9/26	at Tampa Bay	1	1	3	1	4	0.0	0.0	1/79t	1	0	0
10/3	BALTIMORE	1	1	4	1	5	0.0	0.0	0/0	0	0	0
10/17	CLEVELAND	1	1	0	1	1	0.0	0.0	0/0	0	0	0
10/24	at Miami						INACTIVE					
10/31	at New Orleans						INACTIVE					
11/8	at Cincinnati	1	1	0	0	0	0.0	0.0	0/0	0	0	0
11/14	NEW ENGLAND						INACTIVE					
11/21	OAKLAND						INACTIVE					
11/28	at Buffalo						INACTIVE					
12/5	at Baltimore	1	1	3	0	3	0.0	0.0	0/0	1	0	0
12/12	CINCINNATI	1	1	6	0	6	0.0	0.0	0/0	1	0	0
12/19	N.Y. JETS	1	1	0	4	4	0.0	0.0	0/0	2	0	0
12/23	CAROLINA	1	1	6	0	6	1.0	10.0	0/0	2	0	0
1/2	at Cleveland	1	1	1	0	1	1.0	5.0	0/0	0	1	0
SEASON TOTALS		11	11	26	9	35	3.0	15.0	1/79t	7	2	0

POSTSEASON

1/15	BALTIMORE	1	1	1	3	4	0.0	0.0	0/0	0	0	1
1/23	N.Y. JETS	1	1	1	0	1	0.0	0.0	0/0	1	0	0
2/6	vs. Green Bay	1	1	2	1	3	0.0	0.0	0/0	0	0	0
POSTSEASON TOTALS		3	3	4	4	8	0.0	0.0	0/0	1	0	1

KEISEL'S 2009 GAME-BY-GAME STATISTICS

Date	Opponent	GP	GS	T	AT	TOT	Sacks	Yds	Int/Yds	PD	FF	FR
9/10	TENNESSEE	1	1	5	2	7	0.0	0.0	0/0	0	0	0
9/20	at Chicago	1	1	2	1	3	0.0	0.0	0/0	0	0	0
9/27	at Cincinnati	1	1	3	2	5	0.0	0.0	0/0	0	0	0
10/4	SAN DIEGO	1	1	1	0	1	0.0	0.0	0/0	0	0	0
10/11	at Detroit	1	1	3	1	4	0.0	0.0	0/0	0	0	0
10/18	CLEVELAND	1	1	1	2	3	0.0	0.0	0/0	1	0	1
10/25	MINNESOTA	1	1	4	2	6	1.0	15.0	0/0	0	1	0
11/9	at Denver	1	1	2	0	2	2.0	6.0	0/0	0	0	0
11/15	CINCINNATI	1	1	4	0	4	0.0	0.0	0/0	0	0	0
11/22	at Kansas City	1	1	3	0	3	0.0	0.0	0/0	1	0	0
11/29	at Baltimore	1	1	3	1	4	0.0	0.0	0/0	0	0	1
12/6	OAKLAND	1	1	4	4	8	0.0	0.0	0/0	0	0	0
12/10	at Cleveland	1	1	4	2	6	0.0	0.0	0/0	0	0	0
12/20	GREEN BAY	1	1	1	1	2	0.0	0.0	0/0	0	0	0
12/27	BALTIMORE	1	1	3	2	5	0.0	0.0	0/0	0	0	0
1/3	at Miami						INACTIVE					
SEASON TOTALS		15	15	43	20	63	3.0	21.0	0/0	2	1	2

KEISEL'S 2008 GAME-BY-GAME STATISTICS

Date	Opponent	GP	GS	T	AT	TOT	Sacks	Yds	Int/Yds	PD	FF	FR
9/7	HOUSTON	1	1	2	0	2	0.0	0.0	0/0	0	0	0
9/14	at Cleveland	1	1	0	1	1	0.0	0.0	0/0	0	0	0
9/21	at Philadelphia						INACTIVE					
9/29	BALTIMORE						INACTIVE					
10/5	at Jacksonville						INACTIVE					
10/29	at Cincinnati	1	1	3	0	3	0.0	0.0	0/0	0	0	0
10/26	NEW YORK GIANTS	1	1	6	2	8	0.0	0.0	0/0	0	0	0
11/3	at Washington	1	1	1	1	2	0.0	0.0	0/0	0	0	0
11/9	INDIANAPOLIS	1	1	1	2	3	0.0	0.0	0/0	0	0	0
11/16	SAN DIEGO	1	1	6	0	6	1.0	9.0	0/0	1	0	0
11/20	CINCINNATI	1	1	2	2	4	0.0	0.0	0/0	0	0	0
11/30	at New England						INACTIVE					
12/7	DALLAS						INACTIVE					
12/14	at Baltimore						INACTIVE					
12/21	at Tennessee	1	1	2	0	2	0.0	0.0	0/0	0	0	0
12/28	CLEVELAND	1	1	2	1	3	0.0	0.0	0/0	1	0	0
SEASON TOTALS		10	10	25	9	34	1.0	9.0	0/0	2	0	0

POSTSEASON

1/11	SAN DIEGO	1	1	3	2	5	1.0	8.0	0/0	1	0	0
1/18	BALTIMORE	1	1	1	1	2	0.0	0.0	0/0	0	0	0
2/1	vs. Arizona	1	1	4	1	5	0.0	0.0	0/0	0	0	1
POSTSEASON TOTALS		3	3	8	4	12	1.0	8.0	0/0	1	0	1

KEISEL'S 2007 GAME-BY-GAME STATISTICS

Date	Opponent	GP	GS	T	AT	TOT	Sacks	Yds	Int/Yds	PD	FF	FR
9/09	at Cleveland	1	1	1	1	2	0.0	0.0	0/0	0	0	0
9/16	BUFFALO	1	1	2	1	3	0.0	0.0	0/0	0	0	0
9/23	SAN FRANCISCO	1	1	0	1	1	0.0	0.0	0/0	1	0	0
9/30	at Arizona	1	1	2	0	2	0.0	0.0	0/0	2	0	0
10/07	SEATTLE	1	1	2	2	4	0.0	0.0	0/0	0	0	0
10/21	at Denver	1	1	4	0	4	0.0	0.0	0/0	0	0	0
10/28	at Cincinnati	1	1	2	1	3	0.0	0.0	0/0	0	0	0
11/5	BALTIMORE	1	1	1	1	2	0.0	0.0	0/0	0	0	0
11/11	CLEVELAND	1	1	1	1	2	0.0	0.0	0/0	2	0	0
11/18	at N.Y. Jets	1	1	5	1	6	1.0	2.0	0/0	0	0	0
11/26	MIAMI	1	1	2	3	5	1.0	3.0	0/0	0	0	0
12/2	CINCINNATI	1	1	2	0	2	0.0	0.0	0/0	1	0	0
12/9	at New England	1	1	3	3	6	0.0	0.0	0/0	0	0	0
12/16	JACKSONVILLE	1	1	1	0	1	0.0	0.0	0/0	0	0	0
12/20	at St. Louis	1	1	1	0	1	0.0	0.0	0/0	0	0	0
12/30	at Baltimore	1	1	3	2	5	0.0	0.0	0/0	0	0	0
SEASON TOTALS		16	16	32	17	49	2.0	5.0	0/0	6	0	0

POSTSEASON

1/5	JACKSONVILLE	1	1	2	5	7	0.0	0.0	0	1	0	0
POSTSEASON TOTALS		1	1	2	5	7	0.0	0.0	0	1	0	0

KEISEL'S 2006 GAME-BY-GAME STATISTICS

Date	Opponent	GP	GS	T	AT	TOT	Sacks	Yds	Int/Yds	PD	FF	FR
9/7	MIAMI	1	1	1	1	2	0.0	0.0	0/0	0	0	0
9/18	at Jacksonville	1	1	4	0	4	0.0	0.0	0/0	0	0	0
9/24	CINCINNATI	1	1	1	2	3	1.0	8.0	0/0	0	0	0
10/8	at San Diego	1	1	4	1	5	1.0	1.0	0/0	0	0	0
10/15	KANSAS CITY	1	1	3	1	4	0.0	0.0	0/0	0	0	0
10/22	at Atlanta	1	1	5	1	6	0.0	0.0	0/0	1	0	0
10/29	at Oakland	1	1	2	1	3	0.0	0.0	0/0	0	0	0
11/5	DENVER	1	1	1	1	2	0.0	0.0	0/0	0	0	0
11/12	NEW ORLEANS	1	1	5	3	8	1.0	5.0	0/0	1	0	1
11/19	at Cleveland	1	1	2	0	2	0.0	0.0	0/0	0	0	0
11/26	at Baltimore	1	1	2	3	5	0.0	0.0	0/0	1	0	0
12/3	TAMPA BAY	1	1	3	2	5	1.0	6.0	0/0	0	0	0
12/7	CLEVELAND	1	1	0	1	1	0.0	0.0	0/0	0	0	0
12/17	at Carolina	1	1	2	0	2	1.5	6.5	0/0	1	0	0
12/24	BALTIMORE	1	1	2	2	4	0.0	0.0	0/0	0	0	0
12/31	at Cincinnati	1	1	0	2	2	0.0	0.0	0/0	0	0	0
SEASON TOTALS		16	16	37	21	58	5.5	26.5	0/0	4	0	1

KEISEL'S 2005 GAME-BY-GAME STATISTICS

Date	Opponent	GP	GS	T	AT	TOT	Sacks	Yds	Int/Yds	PD	FF	FR
9/11	TENNESSEE	1	0	0	0	0	0.0	0.0	0/0	0	0	0
9/18	at Houston	1	0	2	0	2	0.0	0.0	0/0	1	0	0
9/25	NEW ENGLAND	1	0	0	0	0	0.0	0.0	0/0	0	0	0
10/2	at San Diego	1	0	0	0	0	0.0	0.0	0/0	0	0	0
10/16	JACKSONVILLE	1	0	1	0	1	0.0	0.0	0/0	0	0	0
10/23	at Cincinnati	1	0	0	0	0	0.0	0.0	0/0	0	0	0
10/31	BALTIMORE	1	0	1	0	1	1.0	3.0	0/0	0	0	0
11/6	at Green Bay	1	0	1	0	1	0.0	0.0	0/0	0	0	0
11/13	CLEVELAND	1	0	1	0	1	0.0	0.0	0/0	0	0	0
11/20	at Baltimore	1	0	0	1	1	0.0	0.0	0/0	0	0	0
11/28	at Indianapolis	1	0	1	0	1	0.0	0.0	0/0	0	0	0
12/4	CINCINNATI	1	0	0	0	0	0.0	0.0	0/0	1	0	0
12/11	CHICAGO	1	0	1	0	1	0.0	0.0	0/0	0	0	0
12/18	at Minnesota	1	0	0	0	0	0.0	0.0	0/0	0	0	0
12/24	at Cleveland	1	0	3	0	3	2.0	17.0	0/0	0	1	0
1/1/06	DETROIT	1	0	1	0	1	0.0	0.0	0/0	0	0	0
SEASON TOTALS		16	0	12	1	13	3.0	20.0	0/0	2	1	0

POSTSEASON

1/8	at Cincinnati	1	0	0	0	0	0.0	0.0	0/0	0	0	0
1/15	at Indianapolis	1	0	0	1	1	0.0	0.0	0/0	0	0	0
1/22	at Denver	1	0	4	0	4	2.0	10.0	0/0	0	1	0
2/5	SEATTLE	1	0	2	0	2	0.0	0.0	0/0	0	0	0
POSTSEASON TOTALS		4	0	6	1	7	2.0	10.0	0/0	0	1	0

KEISEL'S 2004 GAME-BY-GAME STATISTICS

Date	Opponent	GP	GS	T	AT	TOT	Sacks	Yds	Int/Yds	PD	FF	FR
9/12	OAKLAND	1	0	0	1	1	0.0	0.0	0/0	0	0	0
9/19	at Baltimore	1	0	0	0	0	0.0	0.0	0/0	0	0	0
9/26	at Miami	1	0	0	0	0	0.0	0.0	0/0	0	0	0
10/3	CINCINNATI	1	0	0	0	0	0.0	0.0	0/0	0	0	0
10/10	CLEVELAND	1	0	0	0	0	0.0	0.0	0/0	0	0	0
10/17	at Dallas	1	0	0	0	0	0.0	0.0	0/0	0	0	0
10/31	NEW ENGLAND	1	0	0	0	0	0.0	0.0	0/0	0	0	0
11/7	PHILADELPHIA	1	0	0	0	0	0.0	0.0	0/0	0	0	0
11/14	at Cleveland	1	0	0	0	0	0.0	0.0	0/0	0	0	0
11/21	at Cincinnati	1	0	0	0	0	0.0	0.0	0/0	0	0	0
11/28	WASHINGTON						INACTIVE					
12/5	at Jacksonville						INACTIVE					
12/12	N.Y. JETS						INACTIVE					
12/18	at N.Y. Giants	1	0	0	0	0	0.0	0.0	0/0	0	0	0
12/26	BALTIMORE	1	0	0	1	1	0.0	0.0	0/0	0	0	0
1/2	at Buffalo	1	0	1	0	1	0.0	0.0	0/0	0	0	0
SEASON TOTALS		13	0	1	2	3	0.0	0.0	0/0	0	0	0

POSTSEASON

1/15	N.Y. JETS	1	0	0	0	0	0.0	0.0	0/0	0	0	0
1/23	NEW ENGLAND	1	0	0	0	0	0.0	0.0	0/0	0	0	0
POSTSEASON TOTALS		2	0	0	0	0	0.0	0.0	0/0	0	0	0

KEISEL'S 2003 GAME-BY-GAME STATISTICS

Date	Opponent	GP	GS	T	AT	TOT	Sacks	Yds	Int/Yds	PD	FF	FR
8/31	PLACED ON RESERVE/INJURED LIST – Missed Entire 2003 Season											
SEASON TOTALS		0	0	0	0	0	0.0	0.0	0/0	0	0	0

KEISEL'S 2002 GAME-BY-GAME STATISTICS

Date	Opponent	GP	GS	T	AT	TOT	Sacks	Yds	Int/Yds	PD	FF	FR
9/9	at New England						INACTIVE					
9/15	OAKLAND						INACTIVE					
9/29	CLEVELAND						INACTIVE					
10/6	at New Orleans						INACTIVE					
10/13	at Cincinnati						INACTIVE					
10/21	INDIANAPOLIS						INACTIVE					
10/27	at Baltimore						INACTIVE					
11/3	at Cleveland						INACTIVE					
11/10	ATLANTA						INACTIVE					
11/17	at Tennessee						DID NOT PLAY					
11/24	CINCINNATI	1	0	0	0	0	0.0	0.0	0/0	0	0	0
12/1	at Jacksonville						INACTIVE					
12/8	HOUSTON	1	0	0	0	0	0.0	0.0	0/0	0	0	0
12/15	CAROLINA	1	0	0	0	0	0.0	0.0	0/0	0	0	0
12/23	at Tampa Bay	1	0	0	0	0	0.0	0.0	0/0	0	0	0
12/29	BALTIMORE	1	0	0	0	0	0.0	0.0	0/0	0	0	0
SEASON TOTALS		5	0	0	0	0	0.0	0.0	0/0	0	0	0

Regular-Season Single-Game Highs:

Total Tackles: 8, four times, last vs. Kansas City, 11/12/12; **Solo Tackles:** 6, five times, last vs. Kansas City, 11/12/12; **Sacks:** 2, four times, last vs. Kansas City, 11/12/12; **Sack Yards:** 16.0, vs. Jacksonville, 10/16/11; **Interceptions:** 1, at Tampa Bay, 9/26/10; **Interception Yards:** 79t, at Tampa Bay, 9/26/10; **Passes Defensed:** 2, five times, last at Cincinnati, 11/13/11; **Forced Fumbles:** 1, seven times, last vs. Cleveland, 12/29/13; **Fumble Recoveries:** 1, seven times, last at Green Bay, 12/22/13.

KEISEL'S CAREER TOTALS

Year	Team	GP	GS	T	AT	TOT	Sacks	Yds	Int/Yds	PD	FF	FR
2002	Pittsburgh	5	0	0	0	0	0.0	0.0	0/0	0	0	0
2003	Pittsburgh						RESERVE/INJURED LIST					
2004	Pittsburgh	13	0	1	2	3	0.0	0.0	0/0	0	0	0
2005	Pittsburgh	16	0	12	1	13	3.0	20.0	0/0	2	1	0
2006	Pittsburgh	16	16	37	21	58	5.5	26.5	0/0	4	0	1
2007	Pittsburgh	16	16	32	17	49	2.0	5.0	0/0	6	0	0
2008	Pittsburgh	10	10	25	9	34	1.0	9.0	0/0	2	0	0
2009	Pittsburgh	15	15	43	20	63	3.0	21.0	0/0	2	1	2
2010	Pittsburgh	11	11	26	9	35	3.0	15.0	1/79t	7	2	0
2011	Pittsburgh	14	14	40	8	48	3.0	23.0	0/0	6	2	1
2012	Pittsburgh	16	16	36	22	58	4.5	19.5	0/0	1	0	1
2013	Pittsburgh	12	12	26	12	38	4.0	13.0	0/0	1	1	2
NFL Totals		144	110	278	121	399	29.0	145.0	1/79t	31	7	7

Career Special Teams Tackles (33): 7 in '02, 4 in '04 and 22 in '05.

Career Special Teams Fumble Recoveries (2): 1 in '03 and 1 in '05.

Additional Statistic: Returned his only career interception 79 yards for a touchdown on 9/26/10 at Tampa Bay.

KEISEL'S CAREER TOTALS

		POSTSEASON										
Year	Team	GP	GS	T	AT	TOT	Sacks	Yds	Int/Yds	PD	FF	FR
2002	Pittsburgh	2	0	0	0	0	0.0	0.0	0/0	0	0	0
2004	Pittsburgh	2	0	0	0	0	0.0	0.0	0/0	0	0	0
2005	Pittsburgh	4	0	6	1	7	2.0	10.0	0/0	0	1	0
2007	Pittsburgh	1	1	2	5	7	0.0	0.0	0/0	1	0	0
2008	Pittsburgh	3	3	8	4	12	1.0	8.0	0/0	1	0	1
2010	Pittsburgh	3	3	4	4	8	0.0	0.0	0/0	1	0	1
2011	Pittsburgh	1	1	0	0	0	0.0	0.0	0/0	0	0	0
NFL Totals		16	8	20	14	34	3.0	18.0	0/0	3	1	2

Career Postseason Special Teams Tackles (5): 1 in '03, 1 in '05 and 3 in '06.

34 Ben Tate – RB

HEIGHT – 5-10

WEIGHT – 220

COLLEGE – Auburn

BORN – Aug. 21, 1988

BIRTHPLACE – Newark, Md.

HOW ACQUIRED – FA – '14

NFL EXPERIENCE – 5th year

PRO (51-15/3-0): Signed with the Steelers on December 30, 2014...released by the Minnesota Vikings on December 23, 2014...acquired by the Vikings off waivers (from Cleveland) on November 19, 2014...released by the Browns on November 18, 2014...signed as an unrestricted free agent (from Houston) with the Browns on March 15, 2014...placed on the Texans' Reserve/Injured List due to a rib injury on December 18, 2013...placed on the Texans' Reserve/Injured List on August 30, 2010 due to an ankle injury...originally drafted by the Texans in the second round (58th overall) of the 2010 NFL Draft.

2014 (11-6) Cle/Min: Saw action in eight games with six starts for Cleveland (9/7 – 11/16), recording 333 yards on 106 attempts with four rushing touchdowns...added nine receptions for 60 yards...saw action in three games with the Vikings (11/30 – 12/14), totaling 38 rushing yards on 13 carries.

- **10/5 at Tennessee:** Totaled a season-high 124 rushing yards, his sixth career 100-yard game.
- **10/12 vs. Pittsburgh:** Recorded a season-best two rushing touchdowns.
- **11/2 vs. Tampa Bay:** Hauled-in a season-high four receptions.

2013 (14-7) Hou: Played in 14 games, making a career-best seven starts...led the team with 771 rushing yards...scored four rushing touchdowns...set a career high in receptions (34) and receiving yards (140)...placed on the team's Reserve/Injured List on December 18 due to a rib injury.

- **9/15 vs. Tennessee:** Recorded a career-long run of 60 yards.
- **11/24 vs. Jacksonville:** Caught a career-best five receptions.
- **12/1 vs. New England:** Rushed for 102 yards, his fifth career 100-yard game...tied the team record with three rushing touchdowns.

2012 (11-0/1-0) Hou: Saw action in 11 games and the lone postseason contest...rushed for 260 yards and two touchdowns...was inactive for five games due to hamstring/foot injuries.

- **9/16 at Jacksonville:** Rushed for a season-high 74 yards and a season-best two rushing scores...added a season-long 25-yard run.
- **12/10 at New England:** Rushed for 46 yards on eight carries with a long run of 23 yards.
- **AFC Wild Card Game 1/5 vs. Cincinnati:** Saw action in his third career postseason contest.

2011 (15-2/2-0): Played in a career-best 15 games with two starts...also saw action in both postseason games...ranked second on the team with a career-high 942 rushing yards and scored four rushing touchdowns.

- **9/11 vs. Indianapolis:** Recorded his first career 100-yard game in his NFL debut rushing for 116 yards...marked the most rushing yards in team history in a player's debut.
- **9/18 at Miami:** Recorded his second career 100-yard game to become the first Texans' running back and the 11th player in NFL history to rush for 100 yards in a player's first two games in the league.
- **10/23 at Tennessee:** Rushed for 104 yards, his third 100-yard game of the season.
- **11/6 vs. Cleveland:** Totaled 115 rushing yards with a 27-yard touchdown run...marked his fourth career-100-yard game.
- **12/11 at Cincinnati:** Recorded a season-long 44-yard run.
- **AFC Wild Card Game 1/7 vs. Cincinnati:** Made his postseason debut rushing for 37 yards.

2010 (0-0): Placed on the team's Reserve/Injured List on August 30, 2010 due to an ankle injury and missed the entire season.

COLLEGE: Saw action in 47 games with 19 starts...recorded 3,321 rushing yards with 24 rushing touchdowns...added 53 receptions for 336 yards...also returned eight kickoffs for 186 yards...generated 3,843 all-purpose yards, averaging 81.8 yards per game...finished his career ranked fifth in school history in rushing yards, second in carries (678) and sixth in rushing touchdowns...became just the second player in school history to lead the team in rushing three straight seasons...graduated in May, 2009, with a degree in criminology. **2009:** Earned second-team All-SEC honors from the AP and third-team honors from the league's coaches...saw action in 13 games...totaled a career-best 1,362 rushing yards and a career-high 10 rushing touchdowns...averaged 27.8 yards per kickoff return on five returns. **2008:** Played in 12 games, recording 664 rushing yards and three rushing scores. **2007:** Saw action in 13 games...rushed for 903 yards and eight rushing touchdowns. **2006:** Named to the honorable mention Freshman All-American team by *The Sporting News*...rushed for 392 yards and three rushing touchdowns...totaled a season-best 156 yards vs. Tulane. **2005:** Redshirted.

PERSONAL: Attended Snow Hill High School (Snow Hill, Md.)...set several state records including rushing yards in a season (junior year, 2,886) and career rushing yards (5,920)...also set the state record for total offense in a career (6,123)...scored 78 career touchdowns...was named Gatorade State Player of the Year as a senior and was a two-time consensus all-state selection...son of Charlotte Green and Ben Tate, Jr.

TATE'S 2014 GAME-BY-GAME STATISTICS
(With Cleveland 8/7-11/16, With Minnesota 11/30-12/14)

		RUSHING							RECEIVING				
Date	Opponent	GP	GS	Att	Yds	Avg	Lg	TD	No	Yds	Avg	Lg	TD
9/7	at Pittsburgh	1	1	6	41	6.8	25	0	0	0	0.0	0	0
9/14	NEW ORLEANS												
9/21	BALTIMORE												
10/5	at Tennessee	1	1	22	124	5.6	15	0	1	-2	-2.0	-2	0
10/12	PITTSBURGH	1	1	25	78	3.1	12	2	0	0	0.0	0	0
10/19	at Jacksonville	1	1	16	36	2.3	18	0	1	-2	-2.0	-2	0
10/26	OAKLAND	1	1	15	26	1.7	6	1	1	8	8.0	8	0
11/2	TAMPA BAY	1	1	10	3	0.3	4	0	4	29	7.3	16	0
11/6	at Cincinnati	1	0	10	34	3.4	8	1	2	27	13.5	23	0
11/16	HOUSTON	1	0	2	-9	-4.5	-3	0	0	0	0.0	0	0
11/30	CAROLINA	1	0	5	15	3.0	9	0	0	0	0.0	0	0
12/7	N.Y. JETS	1	0	3	15	5.0	8	0	0	0	0.0	0	0
12/14	at Detroit	1	0	5	8	1.6	4	0	0	0	0.0	0	0
SEASON TOTALS		11	6	119	371	3.1	25	4	9	60	6.7	23	0

TATE'S 2013 GAME-BY-GAME STATISTICS

RUSHING									RECEIVING				
Date	Opponent	GP	GS	Att	Yds	Avg	Lg	TD	No	Yds	Avg	Lg	TD
9/9	at San Diego	1	0	9	55	6.1	14	0	2	7	3.5	4	0
9/15	TENNESSEE	1	0	9	93	10.3	60	0	3	8	2.7	4	0
9/22	at Baltimore	1	0	9	36	4.0	10	0	3	7	2.3	6	0
9/29	SEATTLE	1	0	7	44	6.3	22	0	1	1	1.0	1	0
10/6	at San Francisco	1	1	7	28	4.0	11	0	2	12	6.0	8	0
10/13	ST. LOUIS	1	0	10	12	1.2	4	1	3	16	5.3	10	0
10/20	at Kansas City	1	0	15	50	3.3	10	0	2	5	2.5	5	0
11/3	INDIANAPOLIS	1	0	22	81	3.7	9	0	1	-2	-2.0	-2	0
11/10	at Arizona	1	1	15	56	3.7	12	0	3	8	2.7	7	0
11/17	OAKLAND	1	1	19	88	4.6	17	0	4	29	7.3	9	0
11/24	JACKSONVILLE	1	1	7	1	0.1	3	0	5	26	5.2	7	0
12/1	NEW ENGLAND	1	1	22	102	4.6	20	3	0	0	0.0	0	0
12/5	at Jacksonville	1	1	14	53	3.8	9	0	2	3	1.5	5	0
12/15	at Indianapolis	1	1	16	72	4.5	11	0	3	20	6.7	9	0
12/18 – Season													
RESERVE/INJURED LIST													
SEASON TOTALS		14	7	181	771	4.3	60	4	34	140	4.1	10	0

TATE'S 2012 GAME-BY-GAME STATISTICS

RUSHING									RECEIVING				
Date	Opponent	GP	GS	Att	Yds	Avg	Lg	TD	No	Yds	Avg	Lg	TD
9/9	MIAMI	1	0	5	6	1.2	6	0	3	22	7.3	8	0
9/16	at Jacksonville	1	0	12	74	6.2	25	2	4	23	5.8	11	0
9/23	at Denver	1	0	8	26	3.3	9	0	0	0	0.0	0	0
9/30	TENNESSEE	1	0	5	11	2.2	7	0	2	3	1.5	9	0
10/8	at N.Y. Jets						INACTIVE						
10/14	GREEN BAY	1	0	3	14	4.7	10	0	0	0	0.0	0	0
10/21	BALTIMORE	1	0	10	47	4.7	10	0	0	0	0.0	0	0
11/4	BUFFALO						INACTIVE						
11/11	at Chicago						INACTIVE						
11/18	Jacksonville						INACTIVE						
11/22	at Detroit						INACTIVE						
12/2	at Tennessee	1	0	3	18	6.0	8	0	0	0	0.0	0	0
12/10	at New England	1	0	8	46	5.8	23	0	1	-1	-1.0	-1	0
12/16	INDIANAPOLIS	1	0	5	13	2.6	9	0	0	0	0.0	0	0
12/23	MINNESOTA	1	0	4	17	4.3	13	0	1	2	2.0	2	0
12/30	at Indianapolis	1	0	2	7	3.5	4	0	0	0	0.0	0	0
SEASON TOTALS		11	0	65	279	4.3	25	2	11	49	4.5	11	0

POSTSEASON

1/5	CINCINNATI	1	0	2	1	0.5	1	0	0	0	0.0	0	0
POSTSEASON TOTALS		1	0	2	1	0.5	1	0	0	0	0.0	0	0

TATE'S 2011 GAME-BY-GAME STATISTICS

Date	Opponent	GP	GS	RUSHING					RECEIVING				
				Att	Yds	Avg	Lg	TD	No	Yds	Avg	Lg	TD
9/11	INDIANAPOLIS	1	0	24	116	4.8	18	1	0	0	0.0	0	0
9/18	at Miami	1	0	23	103	4.5	16	0	4	32	8.0	13	0
9/25	at New Orleans	1	1	19	82	4.3	19	0	1	8	8.0	8	0
10/2	PITTSBURGH	1	0	2	20	10.0	20	0	0	0	0.0	0	0
10/9	OAKLAND			DID NOT PLAY									
10/16	at Baltimore	1	0	9	41	4.6	12	0	0	0	0.0	0	0
10/23	at Tennessee	1	0	15	104	6.9	24	0	0	0	0.0	0	0
10/30	JACKSONVILLE	1	0	5	42	8.4	18	0	0	0	0.0	0	0
11/6	CLEVELAND	1	0	12	115	9.6	27	1	0	0	0.0	0	0
11/13	at Tampa Bay	1	0	13	63	4.8	14	1	0	0	0.0	0	0
11/27	at Jacksonville	1	0	5	26	5.2	10	0	0	0	0.0	0	0
12/4	ATLANTA	1	0	11	41	3.7	13	0	0	0	0.0	0	0
12/11	at Cincinnati	1	0	8	67	8.4	44	0	3	30	10.0	14	0
12/18	CAROLINA	1	0	7	26	3.7	8	0	1	4	4.0	4	0
12/22	at Indianapolis	1	0	6	-1	-0.2	5	0	0	0	0.0	0	0
1/1	TENNESSEE	1	1	16	97	6.1	56	1	4	24	6.0	9	0
SEASON TOTALS		15	2	175	942	5.4	56	4	13	98	7.5	14	0

POSTSEASON

1/7	CINCINNATI	1	0	9	37	4.1	9	0	0	0	0.0	0	0
1/15	at Baltimore	1	0	0	0	0.0	0	0	0	0	0.0	0	0
POSTSEASON TOTALS		2	0	9	37	4.1	9	0	0	0	0.0	0	0

TATE'S 2010 GAME-BY-GAME STATISTICS

Date	Opponent	GP	GS	RUSHING					RECEIVING				
				Att	Yds	Avg	Lg	TD	No	Yds	Avg	Lg	TD
8/30	– Season			RESERVE/INJURED LIST									
SEASON TOTALS		0	0	0	0	0.0	0	0	0	0	0.0	0	0

TATE'S CAREER TOTALS

Year	Team	GP	GS	RUSHING					RECEIVING				
				Att	Yds	Avg	Lg	TD	No	Yds	Avg	Lg	TD
2010	Houston			RESERVE/INJURED LIST									
2011	Houston	15	2	175	942	5.4	56	4	13	98	7.5	14	0
2012	Houston	11	0	65	279	4.3	25	2	11	49	4.5	11	0
2013	Houston	14	7	181	771	4.3	60	4	34	140	4.1	10	0
2014	Cleveland	8	6	106	333	3.1	25	4	9	60	6.7	23	0
2014	Minnesota	3	0	13	38	2.9	9	0	0	0	0.0	0	0
NFL Totals		51	15	540	2363	4.4	60	14	67	347	5.2	23	0

Regular-Season Single-Game Highs:

Attempts: 25, vs. Pittsburgh, 10/12/14; **Yards:** 124, at Tennessee, 10/5/14; **Avg. (Min. 10 Att.):** 9.6, vs. Cleveland, 11/6/11; **Long:** 60, vs. Tennessee, 9/15/13; **Touchdowns:** 3, vs. New England, 12/1/13; **Receptions:** 5, vs. Jacksonville, 11/24/13; **Receiving Yards:** 32, at Miami, 9/18/11; **Receiving Long:** 23, at Cincinnati, 11/6/14; **Receiving Touchdowns:** N/A.

TATE'S CAREER TOTALS

POSTSEASON

Year	Team	GP	GS	RUSHING					RECEIVING				
				Att	Yds	Avg	Lg	TD	No	Yds	Avg	Lg	TD
2011	Houston	2	0	9	37	4.1	9	0	0	0	0.0	0	0
2012	Houston	1	0	2	1	0.5	1	0	0	0	0.0	0	0
NFL Totals		3	0	11	38	3.5	9	0	0	0	0.0	0	0

39 B.W. Webb – CB

HEIGHT – 5-11

WEIGHT – 190

COLLEGE – William & Mary

BORN – May 3, 1990

BIRTHPLACE – Newport News, Va.

HOW ACQUIRED – W – '14 (Dallas)

NFL EXPERIENCE – 2nd year

PRO (15-0/0-0): Claimed by the Steelers off waivers (from Dallas) on August 29, 2014...released by the Cowboys on August 28, 2014...originally drafted by the Cowboys in the fourth round (114th overall) of the 2013 NFL Draft.

2013: Saw action in 15 games and finished with 12 tackles, one pass defended and four solo special teams tackles (one, 10/20 at Philadelphia, 11/3 vs. Minnesota, 11/24 at N.Y. Giants and 11/28 vs. Oakland).

COLLEGE: Started a school-record 48 games over his four-year career at William & Mary and registered 151 tackles, 7.5 TFLs, 11 interceptions, 30 passes defended, one forced fumble and two fumble recoveries...also a standout special teams performer...his career totals include 70 punt returns for 604 yards (8.6 avg.) and two touchdowns...returned 13 kickoffs for 207 yards (15.9 avg.)...finished with four career touchdowns (two punt returns and two interception returns)...majored in kinesiology and health sciences. **2012:** Started all 11 games and finished with 46 tackles, one TFL, eight passes defended, one forced fumble and two fumble recoveries...selected to play in the 2013 Senior Bowl as well as participate in the 2013 NFL Draft Combine...named first-team All-America by Phil Steele as well as second-team All-America by the Associated Press and The Sports Network...selected as a ECAC First Team All-Star and chosen as the CAA co-Special Teams Player of the Year...honored as first-team all-league as a cornerback for the third consecutive season...garnered second-team all-conference honors as a punt returner...earned nine postseason all-conference honors...selected as the Touchdown Club of Virginia Special Teams Player of the Year...his 123 punt return yards ranked third in the CAA...finished with a career-high nine solo tackles, one TFL, one forced fumble and one fumble recovery at New Hampshire...recorded a 91-yard punt return for a touchdown versus Delaware...finished with seven tackles and two pass breakups at Pennsylvania...tallied five tackles and two pass breakups versus Richmond...named preseason first-team All-American by Phil Steele and the College Sports Journal...garnered preseason second-team All-America honors from The Sports Network and the College Sporting News...selected preseason All-CAA. **2011:** Started all 11 games and registered 40 tackles, three TFLs, two interceptions and five passes defended...garnered first-team all-conference honors at cornerback for the second consecutive season...tallied a then career-high eight tackles and one TFL in the season opener at Virginia...finished with six solo tackles and one interception versus New Haven...recorded one interception and 0.5 TFL at Villanova...selected preseason second-team All-America by Phil Steele and the College Sporting News...named preseason All-CAA. **2010:** Started all 12 games and recorded 42 tackles, 0.5 TFL, one interception and six passes defended...garnered All-CAA first team honors as a cornerback and second-team honors as a punt returner...his 9.8 yards per punt return ranked second in the conference...recorded his lone interception at Old Dominion...finished with six tackles in the season opener at Massachusetts...had five tackles and one pass breakup at North Carolina...named CAA Special Teams Player of the Week after recording two punts for 73 yards, including a 64-yard touchdown return versus VMI. **2009:** Started all 14 games and finished with 23 tackles, three TFL, eight interceptions and 11 passes defended...named CAA Defensive Rookie of the Year and the ECAC Rookie of the Year...named All-CAA second team as a cornerback and third team as a punt returner...garnered ECAC All-Star and first team VaSID All-State honors...his eight interceptions tied for second-most in the nation...his interception total was a freshman school record and tied for third on the school's single-season record list...ranked second in the conference with a 8.2 yards per punt return average on 30 attempts...intercepted three passes, returning one 50 yards for a touchdown, at Virginia and became the first FCS player to be honored as the FWAA Bronco Nagurski National Defensive Player of the Week...also selected as the Sports Network National Player of the Week, a College Sporting News National All-Star and the CAA Defensive Player of the Week for his performance at Virginia...returned three punts for 89 yards against Central Connecticut State and was named CAA Special Teams Player of the Week...registered two interceptions, returning one 58 yards for a touchdown, and one tackle for loss against Weber State...tallied interceptions against Northeastern, New Hampshire and Southern Illinois. **2008:** Did not see any game action.

PERSONAL: Attended Warwick High School (Newport News, Va.), playing for head coach Stan Sexton...saw action at safety, corner and served as the team's return specialist...registered seven career interceptions, returning two for touchdowns...averaged 18.2 yards per punt return as a senior and had three returns for touchdowns...named first team All-Peninsula District as a defensive back his senior year...received honorable mention honors as a junior...also a standout track performer who recorded a career best time of 6.6 in the 55m dash...excelled in triple jump and long jump...named to the All-America Team in track...lettered in basketball...was President of the Alpha Delta Sigma chapter of Omega Psi Phi Fraternity, Inc....son of Avis and William Webb...Full name: William Wilson Webb, Jr.

WEBB'S 2013 GAME-BY-GAME STATISTICS

Date	Opponent	GP	GS	T	AT	TOT	Sacks	Yds	Int/Yds	PD	FF	FR
9/8	N.Y. GIANTS	1	0	0	0	0	0.0	0.0	0/0	0	0	0
9/15	at Kansas City	1	0	0	0	0	0.0	0.0	0/0	0	0	0
9/22	ST. LOUIS	1	0	0	1	1	0.0	0.0	0/0	0	0	0
9/29	at San Diego	1	0	0	0	0	0.0	0.0	0/0	0	0	0
10/6	DENVER	1	0	0	0	0	0.0	0.0	0/0	0	0	0
10/13	WASHINGTON	1	0	1	0	1	0.0	0.0	0/0	0	0	0
10/20	at Philadelphia	1	0	0	0	0	0.0	0.0	0/0	0	0	0
10/27	at Detroit	1	0	2	1	3	0.0	0.0	0/0	0	0	0
11/3	MINNESOTA	1	0	2	0	2	0.0	0.0	0/0	1	0	0
11/10	at New Orleans	1	0	2	1	3	0.0	0.0	0/0	0	0	0
11/24	at N.Y. Giants	1	0	1	0	1	0.0	0.0	0/0	0	0	0
11/28	OAKLAND	1	0	1	0	1	0.0	0.0	0/0	0	0	0
12/9	at Chicago	1	0	0	0	0	0.0	0.0	0/0	0	0	0
12/15	GREEN BAY	1	0	0	0	0	0.0	0.0	0/0	0	0	0
12/22	at Washington	1	0	0	0	0	0.0	0.0	0/0	0	0	0
12/29	PHILADELPHIA						INACTIVE					
SEASON TOTALS		15	0	9	3	12	0.0	0.0	0/0	1	0	0

WEBB'S CAREER TOTALS

Year	Team	GP	GS	T	AT	TOT	Sacks	Yds	Int/Yds	PD	FF	FR
2013	Dallas	15	0	9	4	13	0.0	0.0	0/0	1	0	0
NFL Totals		15	0	9	4	13	0.0	0.0	0/0	1	0	0

Career Special Teams Tackles (4): 4 in '13.



2014 Final Preseason Statistics

- ✦ **Statistics (Off./Def./Spec. Teams)**
- ✦ **Starting Lineups**



PITTSBURGH STEELERS / PRESEASON / WEEK 5 / THROUGH THURSDAY, AUGUST 28, 2014

WON 1, LOST 3							* RUSHING				No.	Yds	Avg	Long	TD				
08/09 L 16-20	at New York Giants			74,611	Bell	18	60	3.3	9	0									
08/16 W 19-16	Buffalo			50,434	Blount	16	49	3.1	6	0									
08/21 L 21-31	at Philadelphia			69,144	Harris	8	41	5.1	31	0									
08/28 L 0-10	Carolina			53,514	Wheaton	2	25	12.5	15	0									
	Pitt.	Opp.			Poole	8	24	3.0	7	0									
TOTAL FIRST DOWNS	57	91			Houston LG	7	21	3.0	10	0									
Rushing	12	30			Houston TM	4	14	3.5	10	0									
Passing	28	50			Gradkowski	4	20	5.0	9	0									
Penalty	17	11			Archer	6	18	3.0	6	0									
3rd Down: Made/Att	17/53	22/54			Kay	2	7	3.5	4	0									
3rd Down Pct.	32.1	40.7			Wi. Johnson	1	6	6.0	6	0									
4th Down: Made/Att	0/2	1/3			Hall	6	5	0.8	3	0									
4th Down Pct.	0.0	33.3			Maysonet	2	1	0.5	2	0									
POSSESSION AVG.	27:34	32:26			L. Jones	1	-1	-1.0	-1	0									
TOTAL NET YARDS	999	1466			TEAM	78	269	3.4	31	0									
Avg. Per Game	249.8	366.5			OPPONENTS	139	603	4.3	73t	6									
Total Plays	217	285			* RECEIVING	No.	Yds	Avg	Long	TD									
Avg. Per Play	4.6	5.1			Heyward-Bey	9	98	10.9	33t	1									
NET YARDS RUSHING	269	603			Archer	8	108	13.5	46	0									
Avg. Per Game	67.3	150.8			Miller	8	62	7.8	27t	1									
Total Rushes	78	139			A. Brown	7	173	24.7	76t	1									
NET YARDS PASSING	730	863			Bryant	6	68	11.3	25	1									
Avg. Per Game	182.5	215.8			Moye	6	46	7.7	14	0									
Sacked/Yards Lost	12/75	6/23			Wheaton	5	67	13.4	28	1									
Gross Yards	805	886			J. Brown	5	32	6.4	13	0									
Att./Completions	127/79	140/89			Paulson	4	26	6.5	13	0									
Completion Pct.	62.2	63.6			Blount	3	14	4.7	7	0									
Had Intercepted	3	3			Harris	3	12	4.0	6	0									
PUNTS/AVERAGE	26/40.2	16/44.9			Sampson	2	16	8.0	13	0									
NET PUNTING AVG.	26/37.1	16/42.4			Bell	2	9	4.5	6	0									
PENALTIES/YARDS	31/252	43/356			Maysonet	2	8	4.0	9	0									
FUMBLES/BALL LOST	6/2	5/5			Wi. Johnson	1	18	18.0	18	0									
TOUCHDOWNS	6	8			Houston LG	1	13	13.0	13	0									
Rushing	0	6			Houston TM	1	13	13.0	13	0									
Passing	5	2			K. Moore	1	12	12.0	12	0									
Returns	1	0			Waters	1	7	7.0	7	0									
* SCORE BY PERIODS	Q1	Q2	Q3	Q4	OT	PTS	L. Moore	1	6	6.0	6	0							
TEAM	16	0	10	30	0	56	Blanchflower	1	5	5.0	5	0							
OPPONENTS	20	19	28	10	0	77	Hall	1	3	3.0	3	0							
* SCORING	TD-Ru-Pa-Rt	K-PAT		FG	S	PTS	Palmer	1	1	1.0	1	0							
Suisham	0	0	0	0	5/ 6	5/ 7	0	20	Poole	1	1	1.0	1	0					
A. Brown	1	0	1	0		0	6	TEAM	79	805	10.2	76t	5						
Bryant	1	0	1	0		0	6	OPPONENTS	89	886	10.0	53	2						
Heyward-Bey	1	0	1	0		0	6	* INTERCEPTIONS	No.	Yds	Avg	Long	TD						
H. Jones	1	0	0	1		0	6	Shazier	1	27	27.0	27	0						
Miller	1	0	1	0		0	6	Golden	1	8	8.0	8	0						
Wheaton	1	0	1	0		0	6	Polamalu	1	4	4.0	4	0						
TEAM	6	0	5	1	5/ 6	5/ 7	0	56	TEAM	3	39	13.0	27	0					
OPPONENTS	8	6	2	0	8/ 8	7/10	0	77	OPPONENTS	3	0	0.0	0	0					
2-Pt Conv: TM 0-0, OPP 0-0							* PUNTING				No.	Yds	Avg	Net	TB	In	Lg	B	
SACKS: Mauro 2, Garvin 1, Hemer 1,							Wing				26	1046	40.2	37.1	1	7	54	0	
J. Jones 1, So'oto 1, TM 6, OPP 12							TEAM				26	1046	40.2	37.1	1	7	54	0	
FUM/LOST: L. Jones 3/1, Bryant 2/1,							OPPONENTS				16	719	44.9	42.4	1	9	58	0	
Houston(LG) 1/1, Roethlisberger 1/0							* PUNT RETURNS				Ret	FC	Yds	Avg	Long	TD			
							Archer				4	5	6	1.5	5	0			
							Bryant				3	0	14	4.7	10	0			
							TEAM				7	5	20	2.9	10	0			
							OPPONENTS				11	8	61	5.5	23	0			
							* KICKOFF RETURNS				No.	Yds	Avg	Long	TD				
							Sampson				4	109	27.3	49	0				
							Archer				1	20	20.0	20	0				
							Blount				1	27	27.0	27	0				
							Shaw				1	27	27.0	27	0				
							TEAM				7	183	26.1	49	0				
							OPPONENTS				11	254	23.1	42	0				
							* FIELD GOALS				1-19	20-29	30-39	40-49	50+				
							Suisham				0/ 0	2/ 2	2/ 3	1/ 2	0/0				
							TEAM				0/ 0	2/ 2	2/ 3	1/ 2	0/0				
							OPPONENTS				0/ 0	0/ 0	3/ 5	3/ 4	1/1				
							Suisham: (26G, 38N, 38G, 32G) (48G, 20G) (46N) ()												
							TM: (26G, 38N, 38G, 32G) (48G, 20G) (46N) ()												
							OPP: (45G, 46G) (37G, 53G, 49N, 44G) (36G, 31N) (33G, 39N)												
* PASSING	Att	Cmp	Yds	Cmp%	Yds/Att	TD	TD%	Int	Int%	Long	Sack/Lost	Rating							
L. Jones	44	27	224	61.4	5.09	0	0.0	1	2.3	40	6/ 35	65.0							
Roethlisberger	37	24	331	64.9	8.95	3	8.1	1	2.7	76t	2/ 11	109.2							
Gradkowski	36	23	218	63.9	6.06	2	5.6	1	2.8	33t	1/ 5	87.5							
Kay	10	5	32	50.0	3.20	0	0.0	0	0.0	13	3/ 24	57.1							
TEAM	127	79	805	62.2	6.34	5	3.9	3	2.4	76t	12/ 75	83.6							
OPPONENTS	140	89	886	63.6	6.33	2	1.4	3	2.1	53	6/ 23	77.3							

2014 PITTSBURGH STEELERS PRESEASON DEFENSIVE/SPECIAL TEAMS STATISTICS

										<u>SPECIAL TEAMS STATISTICS</u>					
Player	U	A	Tot	Sacks/ Yds.	QP	Int./ Yards	PD	FF	FR	U	A	Tot	FF	FR	BL
Shazier	15	5	20	0/0	0	1/27	2	0	0	2	0	2	0	0	0
Timmons	11	6	17	0/0	0	0/0	1	0	0	0	0	0	0	0	0
Molls	11	6	17	0/0	0	0/0	0	0	0	0	1	1	0	0	0
S. Thomas	14	2	16	0/0	0	0/0	0	1	0	0	0	0	0	0	0
Blake	12	1	13	0/0	0	0/0	1	0	0	0	0	0	0	0	0
Mitchell	9	3	12	0/0	0	0/0	0	0	0	0	0	0	0	0	0
Garvin	6	6	12	1/3	1	0/0	0	0	0	1	1	2	0	0	0
V. Williams	10	1	11	0/0	1	0/0	0	0	0	0	0	0	0	0	0
Mauro	4	6	10	2/1	3	0/0	0	0	0	0	0	0	0	0	0
C. Thomas	7	2	9	0/0	0	0/0	0	0	0	0	0	0	0	0	0
J. Jones	8	0	8	1/8	2	0/0	0	0	1	0	0	0	0	0	0
Polamalu	5	3	8	0/0	0	1/4	1	0	0	0	0	0	0	0	0
Tuitt	5	3	8	0/0	1	0/0	0	0	0	0	0	0	0	0	0
Spence	4	4	8	0/0	0	0/0	0	0	0	0	0	0	0	0	0
Green	6	1	7	0/0	0	0/0	1	0	0	0	0	0	0	0	0
Moats	5	2	7	0/0	1	0/0	0	0	0	2	0	2	0	0	0
C. Allen	6	0	6	0/0	0	0/0	1	0	0	0	0	0	0	0	0
Golden	5	1	6	0/0	0	1/8	2	0	1	0	1	1	0	0	0
Carter	5	1	6	0/0	1	0/0	0	0	0	0	0	0	0	0	0
Gay	5	0	5	0/0	0	0/0	1	0	0	1	0	1	0	0	0
Heyward	4	1	5	0/0	0	0/0	1	0	0	0	0	0	0	0	0
Ventrone	4	1	5	0/0	0	0/0	0	0	0	2	0	2	0	0	0
Worlds	4	1	5	0/0	0	0/0	0	0	0	0	0	0	0	0	0
N. Williams	3	2	5	0/0	0	0/0	0	0	0	0	0	0	0	0	0
Zumwalt	3	2	5	0/0	0	0/0	0	0	0	0	0	0	0	0	0
McCullers	4	0	4	0/0	0	0/0	0	0	0	0	0	0	0	0	0
Dangerfield	3	1	4	0/0	0	0/0	0	0	0	3	0	3	0	0	0
Hemer	2	2	4	1/9	1	0/0	0	0	0	0	0	0	0	0	0
Smith	2	2	4	0/0	0	0/0	0	0	0	0	0	0	0	0	0
So'oto	3	0	3	1/2	0	0/0	0	1	0	0	1	1	0	0	0
Taylor	3	0	3	0/0	0	0/0	1	0	0	0	0	0	0	0	0
H. Jones	2	1	3	0/0	0	0/0	0	0	2	2	0	2	0	1	0
McCain	0	2	2	0/0	0	0/0	2	0	0	0	1	1	0	0	0
Nunley	1	0	1	0/0	0	0/0	0	0	0	1	0	1	0	0	0
Fangupo	1	0	1	0/0	0	0/0	0	0	0	0	0	0	0	0	0
Toler	1	0	1	0/0	0	0/0	0	0	0	0	0	0	0	0	0
McLendon	1	0	1	0/0	0	0/0	0	0	0	0	0	0	0	0	0
W. Allen	0	1	1	0/0	0	0/0	0	0	0	0	0	0	0	0	0
Amfelt	0	1	1	0/0	0	0/0	0	0	0	0	0	0	0	0	0
Keisel	0	0	0	0/0	0	0/0	1	0	0	0	0	0	0	0	0
Maysonet	0	0	0	0/0	0	0/0	0	0	0	2	0	2	0	0	0
Poole	0	0	0	0/0	0	0/0	0	0	0	2	0	2	0	0	0
Suisham	0	0	0	0/0	0	0/0	0	0	0	1	0	1	0	0	0
Sampson	0	0	0	0/0	0	0/0	0	0	0	1	0	1	0	0	0
Palmer	0	0	0	0/0	0	0/0	0	0	0	0	1	1	0	0	0
TOTALS	194	70	264	6/23	11	3/39	15	2	4	20	6	26	0	1	0
OPPONENTS	159	29	188	12/75	13	3/0	13	5	2	14	3	17	0	0	0

2014 PRESEASON STARTING LINEUPS

OFFENSE

Opponent

	<u>WR</u>	<u>LT</u>	<u>LG</u>	<u>C</u>	<u>RG</u>	<u>RT</u>	<u>TE</u>	<u>WR</u>	<u>QB</u>	<u>RB</u>	<u>FB</u>
<u>Preseason</u>											
At N.Y. Giants (8/9)	Brown	Beachum	Foster	Pouncey	DeCastro	Gilbert	Miller	Spaeth (TE)	Roethlisberger	Bell	Johnson
BUFFALO (8/16)	Brown	Beachum	Foster	Pouncey	DeCastro	Gilbert	Miller	Wheaton	Roethlisberger	Bell	Archer (WR)
At Philadelphia (8/21)	Brown	Beachum	Foster	Pouncey	DeCastro	Gilbert	Miller	J. Brown	Roethlisberger	Bell	Wheaton (WR)
CAROLINA (8/28)	J. Brown	Beachum	Foster	We. Johnson	DeCastro	Gilbert	Palmer	Wheaton	L. Jones	Archer	Moore (WR)

2014 PRESEASON STARTING LINEUPS

DEFENSE

Opponent

	<u>LE</u>	<u>NT</u>	<u>RE</u>	<u>LOLB</u>	<u>LILB</u>	<u>RILB</u>	<u>ROLB</u>	<u>LCB</u>	<u>RCB</u>	<u>SS</u>	<u>FS</u>
<u>Preseason</u>											
At N.Y. Giants (8/9)	Heyward	Tuitt (DE)	Gay (CB)	Worlds	Spence	Timmons	Jones	C. Allen	Taylor	W. Allen	Mitchell
BUFFALO (8/16)	Heyward	McLendon	Thomas	Worlds	Shazier	Timmons	Carter	C. Allen	Taylor	Polamalu	Mitchell
At Philadelphia (8/21)	Heyward	McLendon	Thomas	Worlds	Shazier	Timmons	Jones	C. Allen	Taylor	Polamalu	Mitchell
CAROLINA (8/28)	Keisel	McLendon	Thomas	Moats	Shazier	Timmons	Jones	Gay	Taylor	W. Allen	Mitchell



2014 Final Regular-Season Statistics

- ✦ **Statistics (Offense/Def./Spec. Teams)**
- ✦ **Starting Lineups, Player Participation**
- ✦ **Individual Highs**
- ✦ **Drive Engineering, Scoring Drives**
- ✦ **Third/Fourth Down Conversions**



PITTSBURGH STEELERS / WEEK 17 / THROUGH SUNDAY, DECEMBER 28, 2014

WON 11, LOST 5				* RUSHING				No.	Yds	Avg	Long	TD							
09/07	W	30-27	Cleveland	64,598	Bell			290	1361	4.7	81	8							
09/11	L	6-26	at Baltimore	71,181	Blount	TM		65	266	4.1	50	2							
09/21	W	37-19	at Carolina	73,945	Archer			10	40	4.0	15	0							
09/28	L	24-27	Tampa Bay	62,910	Roethlisberger			33	27	0.8	8	0							
10/05	W	17- 9	at Jacksonville	66,198	Wheaton			4	19	4.8	12	0							
10/12	L	10-31	at Cleveland	67,431	Harris			9	16	1.8	4	0							
10/20	W	30-23	Houston	56,375	A. Brown			4	13	3.3	9	0							
10/26	W	51-34	Indianapolis	62,479	Bryant			3	12	4.0	9	0							
11/02	W	43-23	Baltimore	63,971	Wi. Johnson			2	0	0.0	0	0							
11/09	L	13-20	at New York Jets	78,160	Wing			1	0	0.0	0	0							
11/17	W	27-24	at Tennessee	69,143	Gradkowski			2	-2	-1.0	-1	0							
11/30	L	32-35	New Orleans	61,916	TEAM			423	1752	4.1	81	10							
12/07	W	42-21	at Cincinnati	65,512	OPPONENTS			368	1605	4.4	41	9							
12/14	W	27-20	at Atlanta	71,161	* RECEIVING			No.	Yds	Avg	Long	TD							
12/21	W	20-12	Kansas City	60,865	A. Brown			129	1698	13.2	63t	13							
12/28	W	27-17	Cincinnati	64,697	Bell			83	854	10.3	48	3							
			Pitt.	Opp.	Miller			66	761	11.5	49	3							
TOTAL FIRST DOWNS				379	314	Wheaton		53	644	12.2	47t	2							
Rushing				98	88	Bryant		26	549	21.1	94t	8							
Passing				243	193	Moore		14	198	14.1	29	2							
Penalty				38	33	J. Brown		12	94	7.8	18	0							
3rd Down: Made/Att				93/208	71/189	Archer		7	23	3.3	15	0							
3rd Down Pct.				44.7	37.6	Wi. Johnson		6	41	6.8	18	0							
4th Down: Made/Att				5/10	10/14	Blount	TM	6	36	6.0	13	0							
4th Down Pct.				50.0	71.4	Spaeth		3	46	15.3	33t	1							
POSSESSION AVG.				32:24	27:36	Heyward-Bey		3	33	11.0	17	0							
TOTAL NET YARDS				6577	5654	Blake		1	25	25.0	25	0							
Avg. Per Game				411.1	353.4	Palmer		1	1	1.0	1t	1							
Total Plays				1068	944	Pouncey		1	0	0.0	0	0							
Avg. Per Play				6.2	6.0	Roethlisberger		0	-6	---	-6	0							
NET YARDS RUSHING				1752	1605	TEAM		411	4997	12.2	94t	33							
Avg. Per Game				109.5	100.3	OPPONENTS		350	4243	12.1	81t	30							
Total Rushes				423	368	* INTERCEPTIONS		No.	Yds	Avg	Long	TD							
NET YARDS PASSING				4825	4049	Gay		3	113	37.7	52t	3							
Avg. Per Game				301.6	253.1	McCain		3	56	18.7	31	1							
Sacked/Yards Lost				33/172	33/194	C. Allen		2	27	13.5	27	0							
Gross Yards				4997	4243	Worilds		1	30	30.0	30	0							
Att./Completions				612/411	543/350	Keisel		1	16	16.0	16	0							
Completion Pct.				67.2	64.5	Blake		1	0	0.0	0	0							
Had Intercepted				10	11	TEAM		11	242	22.0	52t	4							
PUNTS/AVERAGE				62/43.0	68/45.3	OPPONENTS		10	29	2.9	13	0							
NET PUNTING AVG.				62/38.2	68/39.7	* PUNTING		No.	Yds	Avg	Net	TB	In	Lg	B				
PENALTIES/YARDS				103/834	97/835	Wing		61	2667	43.7	38.8	4	20	74	0				
FUMBLES/BALL LOST				16/11	20/10	Roethlisberger		0	0	---	0.0	0	0	---	1				
TOUCHDOWNS				49	40	TEAM		62	2667	43.0	38.2	4	20	74	1				
Rushing				10	9	OPPONENTS		68	3078	45.3	39.7	3	20	69	0				
Passing				33	30	* PUNT RETURNS		Ret	FC	Yds	Avg	Long	TD						
Returns				6	1	A. Brown		30	16	319	10.6	71t	1						
* SCORE BY PERIODS				Q1	Q2	Q3	Q4	OT	PTS	Archer		1	0	2	2.0	2	0		
TEAM				65	167	52	152	0	436	V. Williams		1	0	0	0.0	0	0		
OPPONENTS				77	104	88	99	0	368	TEAM		32	16	321	10.0	71t	1		
* SCORING				TD-Ru-Pa-Rt	K-PAT	FG	S	PTS	OPPONENTS		27	18	220	8.1	33	0			
Suisham				0	0	0	0	45/45	29/32	0	132	* KICKOFF RETURNS		No.	Yds	Avg	Long	TD	
A. Brown				14	0	13	1		0	86	Wheaton		20	494	24.7	41	0		
Bell				11	8	3	0		0	66	Archer		9	161	17.9	23	0		
Bryant				8	0	8	0		0	48	Blount	TM	5	103	20.6	29	0		
Miller				3	0	3	0		0	20	A. Brown		1	0	0.0	0	0		
Gay				3	0	0	3		0	18	TEAM		35	758	21.7	41	0		
Moore				2	0	2	0		0	14	OPPONENTS		54	1249	23.1	108t	1		
Blount TM				2	2	0	0		0	12	* FIELD GOALS		1-19	20-29	30-39	40-49	50+		
Wheaton				2	0	2	0		0	12	Suisham		0/ 0	12/13	6/ 6	10/10	1/3		
Spaeth				1	0	1	0		0	8	TEAM		0/ 0	12/13	6/ 6	10/10	1/3		
Golden				1	0	0	1		0	6	OPPONENTS		0/ 0	12/12	11/11	6/ 7	1/2		
McCain				1	0	0	1		0	6	Suisham: (36G,34G,41G) (25G,43G) (42G,24G,45G)								
Palmer				1	0	1	0		0	6	(25G,50N) (24G) (20G) (44G,30G,40G) () () (53G,23N,								
TEAM				49	10	33	6	45/45	29/32	1	436	27G) (49G,23G) (49G,31G,54N,47G) (22G,44G) (38G,38G)							
OPPONENTS				40	9	30	1	38/38	30/32	0	368	(23G,23G) (29G,25G)							
2-Pt Conv: A. Brown, Miller, Moore, Spaeth,				OPP: (39G,25G) (30G,23G,22G,20G) (40G,40G) (50G,															
TM 4-4, OPP 0-2				27G) (43G,35G,36G) (40G) (39G,38G,31G) (31G,23G)															
SACKS: Heyward 7.5, Worilds 7.5,				(46G) (23G,45N,30G) (20G) () () (28G,22G) (35G,25G,															
Harrison 5.5, Moats 4, J. Jones 2, Timmons 2,				43G,23G) (39G,50N)															
Keisel 1, McLendon 1, Spence 1, Tuitt 1, C. Thomas 0.5, TM 33, OPP 33 FUM/LOST: Roethlisberger																			
9/5, A. Brown 2/2, Blount(TM) 1/1, J. Brown 1/1, Heyward-Bey 1/1, Miller 1/1, Wing 1/0																			
* PASSING				Att	Cmp	Yds	Cmp%	Yds/Att	TD	TD%	Int	Int%	Long	Sack/Lost	Rating				
Roethlisberger				608	408	4952	67.1	8.14	32	5.3	9	1.5	94t	33/ 172	103.3				
A. Brown				2	2	20	100.0	10.00	1	50.0	0	0.0	17	0/ 0	147.9				
Golden				1	1	25	100.0	25.00	0	0.0	0	0.0	25	0/ 0	118.8				
Wing				1	0	0	0.0	0.00	0	0.0	1	100.0	---	0/ 0	0.0				
TEAM				612	411	4997	67.2	8.17	33	5.4	10	1.6	94t	33/ 172	103.2				
OPPONENTS				543	350	4243	64.5	7.81	30	5.5	11	2.0	81t	33/ 194	98.3				

2014 PITTSBURGH STEELERS REGULAR-SEASON DEFENSIVE/SPECIAL TEAMS STATISTICS

SPECIAL TEAMS STATISTICS

Player	U	A	Tot	Sacks/ Yds.	QP	Int./ Yards	PD	FF	FR	U	A	Tot	FF	FR	BL
Timmons	95	46	141	2/11	6	0/0	2	0	0	0	0	0	0	0	0
Mitchell	55	15	70	0/0	0	0/0	3	2	0	0	0	0	0	0	0
Gay	56	9	65	0/0	0	3/112	16	0	0	4	1	5	0	0	0
Polamalu	44	15	59	0/0	1	0/0	2	1	1	0	0	0	0	0	0
Worlds	39	19	58	7.5/44.5	18	1/30	2	1	2	0	0	0	0	0	0
Heyward	38	16	54	7.5/47	21	0/0	4	0	0	0	0	0	0	0	0
Spence	28	24	52	1/7	4	0/0	1	0	1	3	0	3	0	0	0
Harrison	28	17	45	5.5/35	14	0/0	0	0	0	0	0	0	0	0	0
C. Allen	40	4	44	0/0	0	2/23	9	0	1	0	0	0	0	0	0
Blake	31	5	36	0/0	0	1/0	7	1	1	7	0	7	0	0	0
Shazier	23	11	34	0/0	2	0/0	1	0	0	1	0	1	0	0	0
Williams	18	12	30	0/0	1	0/0	0	0	1	10	5	15	0	0	0
W. Allen	17	13	30	0/0	1	0/0	0	1	0	5	1	6	0	0	0
McCain	16	8	24	0/0	0	3/56	5	0	1	0	0	0	0	0	0
Moats	17	6	23	4/20	7	0/0	0	2	1	0	0	0	0	0	0
Keisel	10	12	22	1/0	12	1/16	6	0	0	0	0	0	0	0	0
C. Thomas	15	4	19	0.5/0.5	6	0/0	0	0	0	0	0	0	0	0	0
McLendon	11	7	18	1/7	5	0/0	0	0	0	0	0	0	0	0	0
Tuitt	11	6	17	1/4	3	0/0	0	1	0	0	0	0	0	0	0
Taylor	14	2	16	0/0	0	0/0	1	0	0	0	0	0	0	0	0
Jones	11	4	15	2/18	2	0/0	0	1	0	2	0	2	0	0	0
Heyward-Bey	1	1	2	0/0	0	0/0	0	1	0	3	2	5	0	0	0
McCullers	1	1	2	0/0	0	0/0	0	0	0	0	0	0	0	0	0
Garvin	0	0	0	0/0	0	0/0	0	0	0	9	6	15	0	0	0
Golden	0	0	0	0/0	0	0/0	0	0	0	6	4	10	0	1	0
Ventrone	0	0	0	0/0	0	0/0	0	0	0	5	2	7	0	0	0
S. Thomas	0	0	0	0/0	0	0/0	0	0	0	5	0	5	1	0	0
Johnson	0	0	0	0/0	0	0/0	0	0	0	3	1	4	0	0	0
Warren	0	0	0	0/0	0	0/0	0	0	0	1	2	3	0	0	0
Palmer	0	0	0	0/0	0	0/0	0	0	0	2	0	2	0	0	0
Webb	0	0	0	0/0	0	0/0	0	0	0	2	0	2	0	0	0
Brown	0	0	0	0/0	0	0/0	0	0	0	1	0	1	0	0	0
Miller	0	0	0	0/0	0	0/0	0	0	0	1	0	1	0	0	0
Spaeth	0	0	0	0/0	0	0/0	0	0	0	1	0	1	0	0	0
Wing	0	0	0	0/0	0	0/0	0	0	0	1	0	1	0	0	0
Suisham	0	0	0	0/0	0	0/0	0	0	0	0	1	1	0	0	0
TOTALS	619	257	876	33/194	103	11/242	59	11	9	72	25	97	1	1	0
OPPONENTS	637	369	1006	34/185	65	10/29	64	8	10	58	23	81	0	2	1

2014 REGULAR SEASON STARTING LINEUPS

OFFENSE

Opponent

	<u>WR</u>	<u>LT</u>	<u>LG</u>	<u>C</u>	<u>RG</u>	<u>RT</u>	<u>TE</u>	<u>WR</u>	<u>QB</u>	<u>RB</u>	<u>FB</u>
<u>Regular Season</u>											
CLEVELAND (9/7)	Brown	Beachum	Foster	Pouncey	DeCastro	Gilbert	Miller	Wheaton	Roethlisberger	Bell	Spaeth (TE)
At Baltimore (9/11)	Brown	Beachum	Foster	Pouncey	DeCastro	Gilbert	Miller	Wheaton	Roethlisberger	Bell	Johnson
At Carolina (9/21)	Brown	Beachum	Wallace	Pouncey	DeCastro	Gilbert	Miller	Wheaton	Roethlisberger	Bell	Spaeth (TE)
TAMPA BAY (9/28)	Brown	Beachum	Wallace	Pouncey	DeCastro	Gilbert	Miller	Spaeth (TE)	Roethlisberger	Bell	Johnson
At Jacksonville (10/5)	Brown	Beachum	Foster	Pouncey	DeCastro	Gilbert	Miller	Wheaton	Roethlisberger	Bell	J. Brown (WR)
At Cleveland (10/12)	Brown	Beachum	Foster	Pouncey	DeCastro	Gilbert	Miller	Wheaton	Roethlisberger	Bell	Moore (WR)
HOUSTON (10/20)	Brown	Beachum	Foster	Pouncey	DeCastro	Gilbert	Miller	Wheaton	Roethlisberger	Bell	Moore (WR)
INDIANAPOLIS (10/26)	Brown	Beachum	Foster	Pouncey	DeCastro	Adams	Miller	Wheaton	Roethlisberger	Bell	Spaeth (TE)
BALTIMORE (11/2)	Brown	Beachum	Foster	Pouncey	DeCastro	Gilbert	Miller	Wheaton	Roethlisberger	Bell	Bryant (WR)
At N.Y. Jets (11/9)	Brown	Beachum	Foster	Pouncey	DeCastro	Gilbert	Miller	Heyward-Bey	Roethlisberger	Bell	Bryant (WR)
At Tennessee (11/17)	Brown	Beachum	Foster	Pouncey	DeCastro	Gilbert	Miller	Wheaton	Roethlisberger	Bell	Spaeth (TE)
NEW ORLEANS (11/30)	Brown	Beachum	Foster	Pouncey	DeCastro	Adams	Miller	Wheaton	Roethlisberger	Bell	Spaeth (TE)
At Cincinnati (12/7)	Brown	Beachum	Foster	Pouncey	DeCastro	Adams	Miller	Spaeth (TE)	Roethlisberger	Bell	Johnson
At Atlanta (12/14)	Brown	Beachum	Foster	Pouncey	DeCastro	Adams	Miller	Spaeth (TE)	Roethlisberger	Bell	Johnson
KANSAS CITY (12/21)	Brown	Beachum	Foster	Pouncey	DeCastro	Gilbert	Miller	Palmer (TE)	Roethlisberger	Bell	Johnson
CINCINNATI (12/28)	Brown	Beachum	Foster	Pouncey	DeCastro	Gilbert	Miller	Wheaton	Roethlisberger	Bell	Bryant (WR)

2014 REGULAR SEASON STARTING LINEUPS

DEFENSE

Opponent

	<u>LE</u>	<u>NT</u>	<u>RE</u>	<u>LOLB</u>	<u>LILB</u>	<u>RILB</u>	<u>ROLB</u>	<u>LCB</u>	<u>RCB</u>	<u>SS</u>	<u>FS</u>
<u>Regular Season</u>											
CLEVELAND (9/7)	Heyward	McLendon	C. Thomas	Worlds	Shazier	Timmons	Jones	C. Allen	Taylor	Polamalu	Mitchell
At Baltimore (9/11)	Heyward	McLendon	C. Thomas	Worlds	Shazier	Timmons	Jones	C. Allen	Taylor	Polamalu	Mitchell
At Carolina (9/21)	Heyward	McLendon	C. Thomas	Worlds	Shazier	Timmons	Jones	C. Allen	Taylor	Polamalu	Mitchell
TAMPA BAY (9/28)	Heyward	McLendon	C. Thomas	Worlds	Spence	Timmons	Moats	C. Allen	Gay	Polamalu	Mitchell
At Jacksonville (10/5)	Heyward	McLendon	C. Thomas	Worlds	Spence	Timmons	Moats	C. Allen	Gay	Polamalu	Mitchell
At Cleveland (10/12)	Heyward	McLendon	C. Thomas	Worlds	Spence	Timmons	Moats	C. Allen	Gay	Polamalu	Mitchell
HOUSTON (10/20)	Heyward	Keisel	Gay (DB)	Worlds	Spence	Timmons	Moats	C. Allen	McCain	Polamalu	Mitchell
INDIANAPOLIS (10/26)	Heyward	C. Thomas	Keisel	Worlds	Shazier	Timmons	Moats	Gay	McCain	Polamalu	Mitchell
BALTIMORE (11/2)	Heyward	McLendon	C. Thomas	Worlds	Shazier	Timmons	Moats	Gay	McCain	Polamalu	Mitchell
At N.Y. Jets (11/9)	Heyward	Gay (DB)	Keisel	Worlds	Williams	Timmons	Moats	Blake	McCain	W. Allen	Mitchell
At Tennessee (11/17)	Heyward	McCullers	C. Thomas	Worlds	Williams	Timmons	Moats	Gay	McCain	W. Allen	Mitchell
NEW ORLEANS (11/30)	Heyward	McCain (DB)	Keisel	Worlds	Williams	Timmons	Harrison	Gay	Taylor	Polamalu	Mitchell
At Cincinnati (12/7)	Heyward	McLendon	Tuitt	Worlds	Spence	Timmons	Moats	Gay	Taylor	Polamalu	Mitchell
At Atlanta (12/14)	Heyward	McLendon	Tuitt	Worlds	Spence	Timmons	Moats	Gay	McCain	Polamalu	Mitchell
KANSAS CITY (12/21)	Heyward	McLendon	Tuitt	Worlds	Spence	Timmons	Harrison	Gay	McCain	W. Allen	Mitchell
CINCINNATI (12/28)	Heyward	McLendon	Tuitt	Worlds	Spence	Timmons	Harrison	Gay	McCain	W. Allen	Mitchell

2014 PLAYER PARTICIPATION

Games	1	2	3	4	5	6	7	8	9	10	11	12	13	14	15	16				
	Sep	Sep	Sep	Sep	Oct	Oct	Oct	Oct	Nov	Nov	Nov	Nov	Dec	Dec	Dec	Dec				
	7	11	21	28	5	12	20	26	2	9	17	30	7	14	21	28				
	@	@			@	@			@	@			@	@						
	CLE	BAL	CAR	TB	JAX	CLE	HOU	IND	BAL	NYJ	TEN	NO	CIN	ATL	KC	CIN	Career	Consec.	2014 Injury	2014
																	G/S	G/S	Games	Games/
																			Missed	Starts
Names																				
Adams, Mike	P	P	P	P	P	P	P	RT	P	P	P	RT	RT	RT	P	P	41/20	27/0	0	16/4
Allen, Cortez	LCB	LCB	LCB	LCB	LCB	LCB	LCB	P	P	P	P	SI	IR	IR	IR	IR	55/18	0/0	5	11/7
Allen, Will	P	P	P	P	P	P	P	P	P	SS	SS	P	P	P	SS	SS	163/40	65/2	0	16/4
Archer, Dri	P	SI	SI	P	P	P	P	P	P	P	P	P	SI	SI	P	P	12/0	2/0	2	12/0
Beachum, Kelvin	LT	LT	LT	LT	LT	LT	LT	LT	LT	LT	LT	LT	LT	LT	LT	LT	38/33	19/19	0	16/16
Bell, Le'Veon	RB	RB	RB	RB	RB	RB	RB	RB	RB	RB	RB	RB	RB	RB	RB	RB	29/29	29/29	0	16/16
Blake, Antwon	P	P	P	P	P	P	P	P	P	LCB	P	P	P	P	P	P	46/1	28/0	0	16/1
Blanchflower, Rob	PS	PS	PS	PS	PS	PS	PS	PS	PS	PS	PS	PS	PS	PS	PS	PS	0/0	0/0	0	0/0
Blount, LeGarrette	P	P	P	P	P	P	P	P	P	P	P	-	-	-	-	-	67/29	0/0	0	11/0
Brown, Antonio	WR	WR	WR	WR	WR	WR	WR	WR	WR	WR	WR	WR	WR	WR	WR	WR	70/43	37/20	0	16/16
Brown, Justin	P	P	P	P	WR	P	SI	SI	SI	P	P	SI	SI	SI	SI	SI	8/1	0/0	0	8/1
Bryant, Martavis	SI	SI	SI	SI	SI	SI	P	P	WR	WR	P	P	P	P	P	WR	10/3	10/1	2	10/3
Dangerfield, Jordan	-	-	-	-	-	-	-	-	-	PS	PS	PS	PS	-	-	-	0/0	0/0	0	0/0
DeCastro, David	RG	RG	RG	RG	RG	RG	RG	RG	RG	RG	RG	RG	RG	RG	RG	RG	35/34	24/24	0	16/16
Fogg, Kevin	-	-	-	-	-	-	-	-	-	-	-	-	-	PS	PS	PS	0/0	0/0	0	0/0
Foster, Ramon	LG	LG	SI	SI	LG	LG	LG	LG	LG	LG	LG	LG	LG	LG	LG	LG	86/71	12/12	2	14/14
Garvin, Terence	P	P	P	P	P	P	P	P	P	P	P	P	P	P	P	P	31/1	16/0	0	16/0
Gay, William	P	P	P	RCB	RCB	RCB	DB	LCB	LCB	DB	LCB	LCB	LCB	LCB	LCB	LCB	128/76	128/13	0	16/13
Geathers, Clifton	-	-	-	-	-	-	-	-	-	-	-	-	SI	SI	SI	SI	37/1	0/0	0	0/0
Gettis, Adam	-	-	-	-	-	-	PS	PS	PS	PS	PS	PS	PS	PS	-	-	13/0	0/0	0	0/0
Gilbert, Marcus	RT	RT	RT	RT	RT	RT	RT	SI	RT	RT	RT	SI	SI	SI	RT	RT	47/46	2/2	4	12/12
Golden, Robert	P	P	P	P	P	P	P	P	P	P	P	P	P	P	P	P	47/0	44/0	0	16/0
Goodwin, C.J.	PS	PS	PS	PS	PS	PS	PS	PS	PS	PS	PS	PS	PS	PS	PS	PS	0/0	0/0	0	0/0
Gradkowski, Bruce	DNP	DNP	P	DNP	DNP	DNP	DNP	DNP	DNP	DNP	DNP	DNP	DNP	DNP	DNP	DNP	37/20	0/0	0	1/0
Harris, Josh	PS	PS	PS	PS	PS	PS	PS	PS	PS	PS	PS	P	P	P	P	P	5/0	5/0	0	5/0
Harrison, James	-	-	-	P	P	P	P	P	P	P	P	ROLB	SI	SI	ROLB	ROLB	157/108	2/2	2	11/3
Hemer, Ethan	-	-	-	-	-	-	PS	PS	PS	-	PS	PS	PS	PS	PS	PS	0/0	0/0	0	0/0
Heyward, Cameron	DE	DE	DE	DE	DE	DE	DE	DE	DE	DE	DE	DE	DE	DE	DE	DE	64/29	64/28	0	16/16
Heyward-Bey, Darrius	P	P	P	P	P	P	P	P	P	WR	P	P	P	P	P	P	88/65	44/0	0	16/1
Hubbard, Chris	SI	SI	P	DNP	SI	SI	SI	DNP	SI	SI	SI	DNP	DNP	P	SI	SI	2/0	0/0	0	2/0
Johnson, Wesley	SI	SI	SI	SI	SI	-	-	-	-	-	-	-	-	-	-	-	0/0	0/0	0	0/0
Johnson, Will	P	FB	P	FB	P	P	P	P	P	P	P	P	FB	FB	FB	P	47/17	31/0	0	16/5
Jones, Jarvis	ROLB	ROLB	ROLB	IR	IR	IR	IR	IR	IR	IR	IR	IR	P	P	P	P	21/11	4/0	9	7/3
Jones, Howard	PS	PS	PS	PS	PS	PS	PS	PS	PS	PS	PS	PS	PS	PS	PS	PS	0/0	0/0	0	0/0
Jones, Landry	SI	SI	SI	SI	SI	SI	SI	SI	SI	SI	SI	SI	SI	SI	SI	SI	0/0	0/0	0	0/0
Keisel, Brett	P	P	P	P	P	P	NT	DE	P	DE	P	DE	IR	IR	IR	IR	156/114	0/0	4	12/4
Kruger, Joe	-	-	-	-	-	-	-	-	-	-	-	PS	PS	PS	PS	PS	0/0	0/0	0	0/0
Mauro, Josh	PS	PS	PS	PS	PS	PS	PS	PS	PS	PS	-	-	-	-	-	-	0/0	0/0	0	0/0
McCain, Brice	SI	DNP	P	P	P	RCB	RCB	RCB	RCB	RCB	DB	P	RCB	RCB	RCB	RCB	86/19	14/3	1	14/9
McCullers, Daniel	SI	SI	SI	SI	SI	SI	P	P	SI	P	NT	P	P	P	P	P	9/1	7/0	0	9/1
McLendon, Steve	NT	NT	NT	NT	NT	NT	SI	SI	NT	P	SI	SI	NT	NT	NT	NT	63/22	4/4	4	12/11
Miller, Heath	TE	TE	TE	TE	TE	TE	TE	TE	TE	TE	TE	TE	TE	TE	TE	TE	153/152	30/30	0	16/16
Mitchell, Mike	FS	FS	FS	FS	FS	FS	FS	FS	FS	FS	FS	FS	FS	FS	FS	FS	92/39	31/30	0	16/16
Moats, Arthur	P	P	P	ROLB	ROLB	ROLB	ROLB	ROLB	ROLB	ROLB	ROLB	P	ROLB	ROLB	P	P	75/31	32/0	0	16/10
Moore, Lance	SI	SI	P	P	P	WR	WR	P	P	P	P	P	P	P	P	P	115/32	14/0	2	14/2
Moye, Derek	PS	PS	PS	PS	PS	PS	-	-	-	-	-	-	-	-	-	-	7/0	0/0	0	0/0
Patrick, Ronald	-	-	-	-	-	-	-	-	-	-	-	-	-	-	PS	PS	0/0	0/0	0	0/0
Palmer, Michael	P	P	P	P	P	P	P	P	P	P	P	P	P	P	TE	SI	74/6	0/0	1	15/1
Perkins, LaDarius	-	-	-	-	-	-	-	-	-	-	-	PS	PS	PS	PS	PS	0/0	0/0	0	0/0

Bold denotes starter and position

P — Played
 DNP — Did Not Play
 IR — Reserve/Injured
 SI — Sunday Inactive
 PS — Practice Squad

2014 PLAYER PARTICIPATION

Games	1	2	3	4	5	6	7	8	9	10	11	12	13	14	15	16			
	Sep	Sep	Sep	Sep	Oct	Oct	Oct	Oct	Nov	Nov	Nov	Nov	Dec	Dec	Dec	Dec			
	7	11	21	28	5	12	20	26	2	9	17	30	7	14	21	28			
	@	@			@	@			@	@			@	@					
	CLE	BAL	CAR	TB	JAX	CLE	HOU	IND	BAL	NYJ	TEN	NO	CIN	ATL	KC	CIN	Career	Consec.	2014 Injury
																	G/S	G/S	Games
																			Missed
																			2014
																			Games/
																			Starts
Names																			
Polamalu, Troy	SS	SS	SS	SS	SS	SS	SS	SS	SS	SI	SI	SS	SS	SS	SI	SI	158/142	0/0	4
Pouncey, Maurkice	C	C	C	C	C	C	C	C	C	C	C	C	C	C	C	C	62/62	16/16	0
Richardson, Shaquille	PS	PS	PS	PS	PS	PS	IR	-	-	-	-	-	-	-	-	-	0/0	0/0	1
Roethlisberger, Ben	QB	QB	QB	QB	QB	QB	QB	QB	QB	QB	QB	QB	QB	QB	QB	QB	159/158	36/36	0
Shazier, Ryan	ULB	ULB	ULB	SI	SI	SI	SI	ULB	ULB	SI	SI	SI	P	P	P	P	9/5	4/0	7
Spaeth, Matt	TE	P	TE	TE	P	P	P	TE	P	P	TE	TE	TE	TE	SI	P	110/66	1/0	1
Spence, Sean	P	P	P	ULB	ULB	ULB	ULB	P	P	P	P	P	ULB	ULB	ULB	ULB	16/8	16/4	0
Suisham, Shaun	P	P	P	P	P	P	P	P	P	P	P	P	P	P	P	P	128/0	73/0	0
Sullen, Jordan	-	-	-	-	-	-	PS	PS	PS	PS	PS	PS	PS	PS	PS	PS	0/0	0/0	0
Taylor, Ike	RCB	RCB	RCB	SI	SI	SI	SI	SI	SI	SI	SI	RCB	RCB	SI	SI	SI	174/140	0/0	11
Thomas, Cam	DE	DE	DE	DE	DE	DE	P	NT	DE	P	DE	P	P	P	P	P	70/24	64/0	0
Thomas, Shamarko	P	P	P	P	P	SI	SI	SI	P	SI	SI	P	P	P	P	P	25/2	5/0	5
Timmons, Lawrence	RILB	RILB	RILB	RILB	RILB	RILB	RILB	RILB	RILB	RILB	RILB	RILB	RILB	RILB	RILB	RILB	126/94	87/69	0
Tuitt, Stephon	P	P	P	P	P	P	P	P	P	P	P	P	DE	DE	DE	DE	16/4	16/4	0
Ventrone, Ross	PS	PS	PS	PS	PS	P	P	P	SI	SI	P	P	P	P	P	P	9/0	6/0	2
Villanueva, Alejandro	PS	PS	PS	PS	PS	PS	PS	PS	PS	PS	PS	PS	PS	PS	PS	PS	0/0	0/0	0
Wallace, Cody	DNPP	LG	LG	P	P	P	P	P	P	P	P	P	P	P	P	P	33/6	15/0	1
Warren, Greg	P	P	P	P	P	P	P	P	P	P	P	P	P	P	P	P	149/0	80/0	0
Webb, B.W.	P	P	DNPP	P	P	P	SI	SI	P	P	SI	SI	P	P	P	DNP	25/0	0/0	0
Wheaton, Markus	WR	WR	WR	P	WR	WR	WR	WR	WR	P	WR	WR	P	P	P	WR	28/12	24/1	0
Williams, Nick	PS	PS	PS	PS	PS	PS	PS	PS	PS	PS	PS	-	-	-	-	-	0/0	0/0	0
Williams, Vince	P	P	P	P	P	P	P	P	P	ULB	ULB	ULB	P	P	P	P	31/14	31/0	0
Wing, Brad	P	P	P	P	P	P	P	P	P	P	P	P	P	P	P	P	16/0	16/0	0
Worlds, Jason	LOLB	LOLB	LOLB	LOLB	LOLB	LOLB	LOLB	LOLB	LOLB	LOLB	LOLB	LOLB	LOLB	LOLB	LOLB	LOLB	73/37	16/16	0
Zumwalt, Jordan	IR	IR	IR	IR	IR	IR	IR	IR	IR	IR	IR	IR	IR	IR	IR	IR	0/0	0/0	16

Bold denotes starter and position

P — Played
DNPP — Did Not Play
IR — Reserve/Injured
SI — Sunday Inactive
PS — Practice Squad

2014 INDIVIDUAL HIGHS

OPPONENTS			STEELERS			
			<u>RUSHING</u>			
at CLE (10/12)	Ben Tate	25	Rushes	33	Le'Veon Bell	at TEN (11/17)
vs. NO (11/30)	Mark Ingram	122	Yards	204	Le'Veon Bell	at TEN (11/17)
at BAL (9/11)	Justin Forsett	41	Long	81	Le'Veon Bell	at CAR (9/21)
vs. CLE (9/7)	Isaiah Crowell	2	TDs	2	Le'Veon Bell	at CIN (12/7)
at CLE (10/12)	Ben Tate	2		2	Le'Veon Bell	at ATL (12/14)
			<u>RECEIVING</u>			
at CIN (12/7)	A.J. Green	11	Receptions	11	Antonio Brown	vs. BAL (11/2)
at CIN (12/7)	A.J. Green	224	Yards	159	Le'Veon Bell	vs. NO (11/30)
at CIN (12/7)	A.J. Green	81	Long	94	Martavis Bryant	at CIN (12/7)
at BAL (9/11)	Owen Daniels	2	TDs	2	Antonio Brown	at CAR (9/21)
				2	Antonio Brown	vs. TB (9/28)
				2	Antonio Brown	vs. IND (10/26)
				2	Martavis Bryant	vs. IND (10/26)
				2	Martavis Bryant	vs. BAL (11/2)
				2	Antonio Brown	vs. NO (11/30)
			<u>PASSING</u>			
vs. IND (10/26)	Andrew Luck	45	Attempts	58	Ben Roethlisberger	vs. NO (11/30)
vs. BAL (11/2)	Joe Flacco	45				
vs. KC (12/21)	Alex Smith	45				
vs. KC (12/21)	Alex Smith	31	Completions	40	Ben Roethlisberger	vs. IND (10/26)
vs. IND (10/26)	Andrew Luck	400	Yards	522	Ben Roethlisberger	vs. IND (10/26)
at CIN (12/7)	Andy Dalton	81	Long	94	Ben Roethlisberger	at CIN (12/7)
vs. NO (11/30)	Drew Brees	5	TDs	6	Ben Roethlisberger	vs. IND (10/26)
				6	Ben Roethlisberger	vs. BAL (11/2)
at JAX (10/5)	Blake Bortles	2	INTs	2	Ben Roethlisberger	at NYJ (11/9)
vs. IND (10/26)	Andrew Luck	2		2	Ben Roethlisberger	vs. NO (11/30)
vs. CIN (12/28)	Andy Dalton	2				
			<u>PUNT RETURNS</u>			
at JAX (10/5)	Ace Sanders	3	Returns	4	Antonio Brown	at JAX (10/5)
vs. BAL (11/2)	Jacoby Jones	3				
at CIN (12/7)	Brandon Tate	3				
at BAL (9/11)	Jacoby Jones	47	Yards	84	Antonio Brown	vs. CIN (12/28)
at BAL (9/11)	Jacoby Jones	33	Long	71	Antonio Brown	vs. CIN (12/28)
	None		TDs	1	Antonio Brown	vs. CIN (12/28)
			<u>KICKOFF RETURNS</u>			
vs. IND (10/26)	Griff Whalen	5	Returns	5	Markus Wheaton	at TEN (11/17)
vs. CIN (12/28)	Adam Jones	5				
vs. BAL (11/2)	Jacoby Jones	188	Yards	123	Markus Wheaton	at TEN (11/17)
vs. BAL (11/2)	Jacoby Jones	108	Long	41	Markus Wheaton	vs. NO (11/30)
vs. BAL (11/2)	Jacoby Jones	1	TDs		None	
			<u>PUNTS</u>			
vs. CLE (9/7)	Spencer Lanning	7	Punts	7	Brad Wing	at CLE (10/12)
at CIN (12/7)	Kevin Huber	7				
at CIN (12/7)	Kevin Huber	322	Yards	322	Brad Wing	at CLE (10/12)
at BAL (9/11)	Sam Koch	55.0	Avg.	47.5	Brad Wing	at CIN (12/7)
at BAL (9/11)	Sam Koch	48.5	Net	49.3	Brad Wing	at CAR (9/21)
at NYJ (11/9)	Ryan Quigley	69	Long	74	Brad Wing	at CIN (12/7)
vs. BAL (11/2)	Sam Koch	5	In 20	2	Brad Wing	vs. CLE (9/7)
				2	Brad Wing	vs. TB (9/28)
				2	Brad Wing	at JAX (10/5)
				2	Brad Wing	at CLE (10/12)
				2	Brad Wing	vs. HOU (10/20)
				2	Brad Wing	at CIN (12/7)
				2	Brad Wing	at ATL (12/14)
				2	Brad Wing	vs. CIN (12/28)
vs. CLE (9/7)	Spencer Lanning	1	Touchbacks	1	Brad Wing	vs. CLE (9/7)
at CAR (9/21)	Brad Nortman	1		1	Brad Wing	at JAX (10/5)
at NYJ (11/9)	Ryan Quigley	1		1	Brad Wing	at CLE (10/12)
				1	Brad Wing	at CIN (12/7)
			<u>INTERCEPTIONS</u>			
at NYJ (11/9)	Jaiquawn Jarrett	2	Interceptions	2	Brice McCain	vs. CIN (12/28)
at BAL (9/11)	Haloti Ngata	13	Long Return	52	William Gay	at ATL (12/14)
	None		TDs	1	Brice McCain	at JAX (10/5)
				1	William Gay	vs. IND (10/26)
				1	William Gay	at TEN (11/17)
				1	William Gay	at ATL (12/14)

at CIN (12/7)	Vincent Rey	15	<u>TACKLES</u>			
			Total	13	Lawrence Timmons	at NYJ (11/9)
vs. CLE (9/7)	Donte Whitner	12		13	Lawrence Timmons	vs. KC (12/21)
at CIN (12/7)	Vincent Rey	9	Solo	11	Lawrence Timmons	vs. HOU (10/20)
at BAL (9/11)	Elvis Dumervil	2	Assisted	6	Lawrence Timmons	at NYJ (11/9)
vs. TB (9/28)	Michael Johnson	2	Sacks	2	James Harrison	vs. IND (10/29)
at JAX (10/5)	Abry Jones	2		2	James Harrison	vs. BAL (11/2)
vs. HOU (10/20)	Whitney Mercilus	2		2	Arthur Moats	at CIN (12/7)
at TEN (11/17)	Avery Williamson	2		2	Jason Worlds	vs. KC (12/21)

2014 DRIVE ENGINEERING

Steelers

REGULAR SEASON

	No.	Missed			Blkd	Blkd							Scoring		1st
<u>STEELERS</u>	<u>Drives</u>	<u>TD</u>	<u>FG</u>	<u>FG</u>	<u>FG</u>	<u>Punt</u>	<u>Punt</u>	<u>Downs</u>	<u>Fum.</u>	<u>Int.</u>	<u>Safety</u>	<u>Time</u>	<u>Pts</u>	<u>Effic.</u>	<u>Drive</u>
Sept. 7 vs. Cle	13	3	3	0	0	6	0	0	0	1	0	0	30	46.2%	FG
Sept. 11 at Bal	9	0	2	0	0	4	0	0	2	1	0	0	6	22.2%	Fumble
Sept. 21 at Car	10	3	3	0	0	3	0	0	0	0	0	1	30	60.0%	Punt
Sept. 28 vs. TB	11	3	1	1	0	4	0	0	1	0	0	1	24	36.4%	Fumble
Oct. 5 at Jax	10	1	1	0	0	5	0	0	1	0	0	2	17	20.0%	Punt
Oct. 12 at Cle	13	1	1	0	0	7	0	2	0	1	0	1	10	15.4%	Punt
Oct. 20 vs. Hou	12	3	3	0	0	4	0	0	1	0	0	1	30	50.0%	Punt
Oct. 26 vs. Ind	11	6	0	0	0	2	1	0	2	0	0	0	51	54.5%	TD
Nov. 2 vs. Bal	13	6	0	0	0	6	0	0	1	0	0	0	43	46.2%	Punt
Nov. 9 at NYJ	10	1	2	1	0	2	0	1	1	2	0	0	13	30.0%	Punt
Nov. 17 at Ten	9	2	2	0	0	2	0	0	0	1	0	2	27	44.4%	FG
Nov. 30 vs. NO	12	3	3	1	0	2	0	1	0	2	0	0	32	50.0%	Punt
Dec. 7 at Cin	14	5	2	0	0	6	0	0	0	0	0	1	42	50.0%	Punt
Dec. 14 at Atl	8	2	2	0	0	3	0	0	0	0	0	1	27	50.0%	FG
Dec. 21 vs. KC	8	2	2	0	0	2	0	0	0	0	0	2	20	50.0%	FG
Dec. 28 vs. Cin	11	2	2	0	0	3	0	0	1	2	0	1	27	36.4%	Punt
TOTAL	174	43	29	3	0	61	1	4	10	10	0	13	429	41.4%	

Opponents

REGULAR SEASON

	No.	Missed			Blkd	Blkd			Scoring				1st		
<u>OPPONENTS</u>	<u>Drives</u>	<u>TD</u>	<u>FG</u>	<u>FG</u>	<u>FG</u>	<u>Punt</u>	<u>Punt</u>	<u>Downs</u>	<u>Fum.</u>	<u>Int.</u>	<u>Safety</u>	<u>Time</u>	<u>Pts</u>	<u>Effic.</u>	<u>Drive</u>
Sept. 7 vs. Cle	12	3	2	0	0	7	0	0	0	0	0	0	27	41.7%	FG
Sept. 11 at Bal	10	2	4	0	0	2	0	0	0	0	0	2	26	60.0%	TD
Sept. 21 at Car	9	2	2	0	0	4	0	0	1	0	0	0	19	44.4%	FG
Sept. 28 vs. TB	10	3	2	0	0	3	0	1	0	1	0	0	27	50.0%	TD
Oct. 5 at Jax	10	0	3	0	0	5	0	0	0	2	0	0	9	30.0%	FG
Oct. 12 at Cle	12	4	1	0	0	6	0	0	1	0	0	0	31	41.7%	Punt
Oct. 20 vs. Hou	12	2	3	0	0	3	0	0	2	1	0	1	23	41.7%	TD
Oct. 26 vs. Ind	13	4	2	0	0	3	0	0	0	2	1	1	34	46.2%	FG
Nov. 2 vs. Bal	14	3	1	0	0	6	0	0	1	1	0	2	23	28.6%	Punt
Nov. 9 at NYJ	11	2	2	1	0	5	0	0	0	0	0	1	20	45.5%	FG
Nov. 17 at Ten	9	3	1	0	0	4	0	0	0	1	0	0	24	44.4%	INT
Nov. 30 vs. NO	11	5	0	0	0	6	0	0	0	0	0	0	35	45.5%	Punt
Dec. 7 at Cin	14	3	0	0	0	7	0	1	2	0	0	1	21	21.4%	Downs
Dec. 14 at Atl	9	2	2	0	0	3	0	0	0	1	0	1	20	44.4%	Punt
Dec. 21 vs. KC	7	0	4	0	0	1	0	1	1	0	0	0	12	57.1%	FG
Dec. 28 vs. Cin	12	2	1	1	0	3	0	1	1	2	0	1	17	33.3%	Punt
TOTAL	175	40	30	2	0	67	0	4	9	11	1	10	368	40.0%	

2014 STEELERS SCORING DRIVES

REGULAR SEASON

Opponent	Obtained	Scoring Play	Plays	Yards	Drive Time	Score Pit-Opp	Qtr	Time Remain
Cleveland	Kickoff	Suisham 36-yd. FG	9	62	5:02	3-0	1	9:58
Cleveland	Kickoff	Blount 7-yd. run	9	80	4:49	10-3	1	0:50
Cleveland	Punt	A. Brown 35-yd. pass from Roethlisberger	6	89	3:12	17-3	2	9:49
Cleveland	Punt	Bell 38-yd. run	2	50	0:48	24-3	2	7:43
Cleveland	Punt	Suisham 34-yd. FG	10	64	1:44	27-3	2	0:00
Cleveland	Punt	Suisham 41-yd. FG	5	33	0:47	30-27	4	0:00
Baltimore	Kickoff	Suisham 25-yd. FG	11	73	5:11	3-10	2	2:50
Baltimore	Punt	Suisham 43-yd. FG	6	27	2:56	6-10	3	10:30
Carolina	Punt	Suisham 42-yd. FG	6	51	2:31	3-3	1	0:07
Carolina	Punt	Suisham 24-yd. FG	16	87	8:00	6-3	2	5:37
Carolina	Punt	Suisham 45-yd. FG	7	53	1:35	9-3	2	0:00
Carolina	Fumble	A. Brown 7-yd. pass from Roethlisberger	4	17	1:30	16-3	3	11:02
Carolina	Kickoff	A. Brown 7-yd. pass from Roethlisberger	6	80	3:59	23-6	3	2:22
Carolina	Punt	L. Blount 8-yd. run	8	98	4:29	37-13	4	5:38
Tampa Bay	Kickoff	Suisham 25-yd. FG	10	73	3:42	3-10	1	6:19
Tampa Bay	Punt	A. Brown 11-yd. pass from Roethlisberger	9	60	4:43	10-10	1	0:15
Tampa Bay	Punt	A. Brown 27-yd. pass from Roethlisberger	13	93	7:25	17-10	2	4:58
Tampa Bay	Kickoff	Miller 5-yd. pass from Roethlisberger	10	80	4:37	24-17	3	7:50
Jacksonville	Punt	Suisham 24-yd. FG	9	65	3:35	3-3	2	12:35
Jacksonville	Punt	Palmer 1-yd. pass from Roethlisberger	10	70	4:53	10-3	2	1:53
Jacksonville	Interception	McCain 22-yd. interception return	-	-	-	17-9	4	11:32
Cleveland	Punt	Suisham 20-yd. FG	10	63	6:11	3-0	1	5:09
Cleveland	Punt	Moore 26-yd. pass from Roethlisberger	5	74	1:03	10-31	4	2:36
Houston	Kickoff	Suisham 44-yd. FG	8	60	4:08	3-13	2	3:08
Houston	Punt	Bryant 35-yd. pass from Roethlisberger	2	63	0:19	10-13	2	1:27
Houston	Fumble	Moore 3-yd. pass from A. Brown	1	3	0:07	17-13	2	1:03
Houston	Interception	Bell 2-yd. pass from Roethlisberger	2	8	0:44	24-13	2	0:14
Houston	Kickoff	Suisham 30-yd. FG	10	70	5:57	27-16	4	5:50
Houston	Fumble	Suisham 40-yd. FG	6	17	1:51	30-16	4	3:04
Indianapolis	Kickoff	Wheaton 18-yd. pass from Roethlisberger	9	80	4:43	7-3	1	7:13
Indianapolis	Punt	Bryant 5-yd. pass from Roethlisberger	12	76	6:29	14-3	2	14:57
Indianapolis	Interception	Gay 33-yd. INT return	-	-	-	21-3	2	14:16
Indianapolis	Kickoff	Brown 8-yd. pass from Roethlisberger	7	87	3:03	28-10	2	8:33
Indianapolis	Punt	Brown 47-yd. pass from Roethlisberger	4	77	2:26	35-10	2	5:08
Indianapolis	Kickoff	Bryant 2-yd. pass from Roethlisberger	10	80	5:01	42-20	3	9:59
Indianapolis	Safety	Luck penalty in end zone	-	-	-	44-34	4	12:34
Indianapolis	Kickoff	Miller 11-yd. pass from Roethlisberger	12	67	7:20	51-34	4	5:14
Baltimore	Fumble	Bell 5-yd. pass from Roethlisberger	5	27	1:56	7-7	2	7:18
Baltimore	Interception	Bryant 19-yd. pass from Roethlisberger	3	30	1:31	14-7	2	5:24
Baltimore	Kickoff	Wheaton 47-yd. pass from Roethlisberger	5	80	0:51	22-10	2	0:53
Baltimore	Punt	Brown 54-yd. pass from Roethlisberger	7	85	3:38	29-10	4	14:01
Baltimore	Kickoff	Bryant 18-yd. pass from Roethlisberger	9	71	4:16	36-17	4	9:31
Baltimore	Kickoff	Spaeth 33-yd. pass from Roethlisberger	4	41	1:07	43-23	4	1:51
New York Jets	Missed FG	Suisham 53-yd. FG	6	30	0:51	3-17	2	0:00
New York Jets	Punt	Suisham 27-yd. FG	13	46	5:59	6-20	4	7:21
New York Jets	Punt	Bryant 80-yd. pass from Roethlisberger	1	80	0:12	13-20	4	1:16
Tennessee	Kickoff	Suisham 49-yd. FG	7	37	4:15	3-0	1	10:45
Tennessee	Interception	Gay 28-yd. INT return	-	-	-	10-0	1	10:37
Tennessee	Kickoff	Suisham 23-yd. FG	14	85	7:05	13-7	1	1:03
Tennessee	Kickoff	Bell 5-yd. run	8	72	3:51	20-24	4	14:51
Tennessee	Kickoff	Brown 12-yd. pass from Roethlisberger	8	65	4:02	27-24	4	9:01
New Orleans	Punt	Suisham 49-yd. FG	7	34	3:37	3-0	1	6:05
New Orleans	Punt	Suisham 31-yd. FG	13	60	6:00	6-0	2	14:05
New Orleans	Kickoff	Bell 1-yd. run	13	83	7:04	13-21	3	4:21
New Orleans	Kickoff	Suisham 47-yd. FG	5	44	1:58	16-28	4	14:52
New Orleans	Punt	Brown 4-yd. pass from Roethlisberger	13	95	3:20	24-35	4	2:34
New Orleans	Punt	Brown 3-yd. pass from Roethlisberger	5	98	1:02	32-35	4	0:00
Cincinnati	Punt	Miller 1-yd. pass from Roethlisberger	9	75	4:29	7-0	2	11:17
Cincinnati	Kickoff	Suisham 22-yd. FG	12	81	2:46	10-14	2	0:11
Cincinnati	Punt	Bell 10-yd. pass from Roethlisberger	10	80	5:46	17-14	3	5:24
Cincinnati	Kickoff	Suisham 44-yd. FG	5	54	1:28	20-21	4	13:32
Cincinnati	Fumble	Bell 13-yd. run	4	24	1:18	28-21	4	11:27
Cincinnati	Punt	Bryant 94-yd. pass from Roethlisberger	1	94	0:12	35-21	4	8:31
Cincinnati	Punt	Bell 22-yd. run	6	50	2:19	42-21	4	5:09
Atlanta	Kickoff	Suisham 38-yd. FG	10	50	5:51	3-0	1	9:09
Atlanta	Punt	Suisham 38-yd FG	9	72	5:02	6-0	1	0:02
Atlanta	Interception	Gay 52-yd. INT return	-	-	-	13-0	2	14:46
Atlanta	Kickoff	Bell 1-yd. run	12	80	3:52	20-7	2	0:27
Atlanta	Kickoff	Bell 13-yd. run	6	80	3:29	27-13	4	14:11
Kansas City	Kickoff	Suisham 23-yd. FG	11	80	5:45	3-0	1	9:15
Kansas City	Kickoff	Bell 1-yd. run	11	80	5:07	10-6	2	4:18
Kansas City	Fumble	Brown 3-yd. pass from Roethlisberger	10	75	5:52	17-6	3	0:34

Kansas City	Kickoff	Suisham 23-yd. FG	12	70	6:14	20-9	4	4:04
Cincinnati	Punt	Brown 71-yd. punt return	-	-	-	7-0	1	10:50
Cincinnati	Kickoff	Suisham 29-yd. FG	9	69	4:56	10-10	2	7:36
Cincinnati	Interception	Bryant 21-yd. pass from Roethlisberger	2	28	0:46	17-10	2	5:52
Cincinnati	Punt	Suisham 25-yd. FG	11	70	1:37	20-10	2	0:40
Cincinnati	Fumble	Brown 63-yd. pass from Roethlisberger	3	70	1:01	27-17	4	2:50

2014 OPPONENTS SCORING DRIVES

REGULAR SEASON

Opponent	Obtained	Scoring Play	Plays	Yards	Drive Time	Score Pit-Opp	Qtr	Time Remain
Cleveland	Kickoff	Cundiff 39-yd. FG	8	54	4:19	3-3	1	5:39
Cleveland	Kickoff	Crowell 3-yd. run	6	80	1:33	27-10	3	13:27
Cleveland	Punt	Crowell 15-yd. run	6	59	2:31	27-17	3	9:05
Cleveland	Punt	Cundiff 25-yd. FG	12	75	4:45	27-20	4	14:57
Cleveland	Punt	Benjamin 9-yd. pass from Hoyer	7	51	2:35	27-27	4	11:15
Baltimore	Fumble	Daniels 2-yd. pass from Flacco	12	85	6:26	0-7	1	0:27
Baltimore	Punt	Tucker 30-yd. FG	12	65	5:32	0-10	2	8:01
Baltimore	Kickoff	Daniels 1-yd. pass from Flacco	12	80	6:32	6-17	3	3:58
Baltimore	Punt	Tucker 23-yd. FG	10	53	3:51	6-20	4	14:11
Baltimore	Fumble	Tucker 22-yd. FG	6	16	2:46	6-23	4	11:14
Baltimore	Punt	Tucker 20-yd. FG	7	53	4:57	6-26	4	4:31
Carolina	Punt	Gano 40-yd. FG	9	58	3:55	0-3	1	6:40
Carolina	Kickoff	Gano 40-yd. FG	12	58	4:41	16-6	3	6:21
Carolina	Kickoff	Olsen 37-yd. pass from Newton	7	80	3:54	23-13	4	13:28
Carolina	Kickoff	Benjamin 35-yd. pass from Newton	6	80	1:45	37-19	4	3:53
Tampa Bay	Fumble	Evans 7-yd. pass from Glennon	2	9	0:44	0-7	1	13:01
Tampa Bay	Punt	Murray 50-yd. FG	6	23	1:24	0-10	1	10:01
Tampa Bay	Kickoff	Martin 3-yd. run	8	80	2:33	17-17	3	12:27
Tampa Bay	Punt	Murray 27-yd. FG	12	83	4:39	24-20	4	11:37
Tampa Bay	Punt	Jackson 5-yd. pass from Glennon	5	46	0:33	24-27	4	0:07
Jacksonville	Punt	Scobee 43-yd. FG	15	43	8:08	0-3	1	5:17
Jacksonville	Kickoff	Scobee 35-yd. FG	10	58	1:44	10-6	2	0:09
Jacksonville	Punt	Scobee 36-yd. FG	8	68	3:17	10-9	3	3:16
Cleveland	Downs	Crowell 5-yd. run	5	68	1:51	3-7	2	11:45
Cleveland	Punt	Cameron 51-yd. pass from Hoyer	3	60	1:08	3-14	2	9:35
Cleveland	Punt	Tate 8-yd. run	11	85	5:07	3-21	2	2:27
Cleveland	Punt	Cundiff 40-yd. FG	6	58	2:52	3-24	3	3:23
Cleveland	Interception	Tate 1-yd. run	7	39	4:17	3-31	4	12:47
Houston	Punt	Blue 11-yd. pass from Fitzpatrick	10	94	5:29	0-7	1	5:55
Houston	Fumble	Bullock 39-yd. FG	9	25	3:46	0-10	2	13:34
Houston	Punt	Bullock 38-yd. FG	10	51	4:40	0-13	2	7:16
Houston	Punt	Bullock 31-yd. FG	9	61	2:42	24-16	4	11:47
Houston	Kickoff	Foster 1-yd. pass from Fitzpatrick	7	86	1:33	30-23	4	1:31
Indianapolis	Kickoff	Vinatieri 31-yd. FG	7	67	3:04	0-3	1	11:56
Indianapolis	Kickoff	Allen 21-yd. pass from Luck	5	86	2:40	21-10	2	11:36
Indianapolis	Kickoff	Hilton 28-yd. pass from Luck	8	80	3:12	35-17	2	1:56
Indianapolis	Blocked Punt	Vinatieri 23-yd. FG	5	60	0:35	35-20	2	0:00
Indianapolis	Punt	Bradshaw 12-yd. run	8	69	3:06	42-27	3	3:38
Indianapolis	Fumble	Moncrief 31-yd. pass from Luck	3	36	0:51	42-34	3	2:35
Baltimore	Punt	T. Smith 35-yd. pass from Flacco	1	35	0:06	0-7	1	9:41
Baltimore	Kickoff	Tucker 46-yd. FG	10	49	3:40	14-10	2	1:44
Baltimore	Kickoff	Jones 108-yd. kickoff return	0	0	0:14	29-17	4	13:47
Baltimore	Fumble	Gillmore 1-yd. pass from Flacco	9	33	2:35	36-23	4	2:58
New York Jets	Kickoff	Folk 23-yd. FG	14	72	7:52	0-3	1	7:08
New York Jets	Punt	Graham 67-yd. pass from Vick	1	67	0:10	0-10	1	3:20
New York Jets	Fumble	Amaro 5-yd. pass from Vick	5	20	2:49	0-17	1	0:19
New York Jets	Punt	Folk 30-yd. FG	10	48	4:12	3-20	3	4:34
Tennessee	Kickoff	Sankey 9-yd. run	5	67	2:29	10-7	1	8:08
Tennessee	Kickoff	Succop 20-yd. FG	9	58	4:51	13-10	2	11:12
Tennessee	Interception	N. Washington 80-yd. pass from Mettenberger	1	80	0:12	13-17	2	0:32
Tennessee	Punt	Coffman 4-yd. pass from Mettenberger	11	77	5:16	13-24	3	3:42
New Orleans	Punt	Watson 15-yd. pass from Brees	8	79	3:43	6-7	2	6:04
New Orleans	Interception	Lorig 4-yd. pass from Brees	9	80	3:46	6-14	2	0:36
New Orleans	Interception	Toon 11-yd. pass from Brees	2	15	0:43	6-21	3	11:25
New Orleans	Kickoff	Stills 69-yd. pass from Brees	5	89	2:31	13-28	3	1:50
New Orleans	Kickoff	Colston 3-yd. pass from Brees	9	80	4:27	16-35	4	10:25
Cincinnati	Kickoff	Gresham 10-yd. pass from Dalton	5	80	2:11	7-7	2	9:06
Cincinnati	Punt	Dalton 20-yd. run	10	80	4:45	7-14	2	2:57
Cincinnati	Punt	Green 81-yd. pass from Dalton	2	84	0:50	17-21	3	0:00
Atlanta	Punt	Hester 17-yd. pass from Ryan	9	85	5:29	13-7	2	4:19
Atlanta	Kickoff	Bryant 28-yd. FG	6	70	4:00	20-10	3	11:00
Atlanta	Punt	Bryant 22-yd. FG	13	75	6:04	20-13	3	2:40
Atlanta	Kickoff	White 4-yd. pass from Ryan	10	84	3:50	27-20	4	10:21
Kansas City	Kickoff	Santos 35-yd. FG	14	65	7:09	3-3	1	2:06

Kansas City	Punt	Santos 25-yd. FG	12	44	6:10	3-6	2	9:25
Kansas City	Kickoff	Santos 43-yd. FG	12	58	5:16	17-9	4	10:18
Kansas City	Kickoff	Santos 23-yd. FG	11	45	2:27	20-12	4	1:37
Cincinnati	Punt	Bernard 17-yd. pass from Dalton	7	42	4:01	7-7	1	2:43
Cincinnati	Fumble	Nugent 39-yd. FG	7	13	3:09	7-10	2	12:32
Cincinnati	Interception	Gresham 5-yd. pass from Dalton	15	89	7:29	20-17	4	11:14

THIRD/FOURTH DOWN CONVERSIONS

REGULAR SEASON

Date	Opponent	THIRD DOWN			FOURTH DOWN		
		Made	Att.	Pct.	Made	Att.	Pct.
9/7/14	STEELERS vs. Cleveland	4	12	33%	1	1	100%
		2	11	18%	0	0	0%
9/11/14	STEELERS at Baltimore	6	12	50%	0	0	0%
		5	12	42%	1	1	100%
9/21/14	STEELERS at Carolina	3	11	27%	1	1	100%
		4	12	33%	1	1	100%
9/28/14	STEELERS vs. Tampa Bay	6	14	43%	1	1	100%
		7	13	54%	0	1	0%
10/5/14	STEELERS at Jacksonville	8	16	50%	0	0	0%
		3	12	25%	1	1	0%
10/12/14	STEELERS at Cleveland	6	16	38%	0	2	0%
		4	11	36%	0	0	0%
10/20/14	STEELERS vs. Houston	5	14	36%	0	0	0%
		4	12	33%	2	2	100%
10/26/14	STEELERS vs. Indianapolis	8	13	62%	1	1	100%
		5	10	50%	0	0	0%
11/2/14	STEELERS vs. Baltimore	6	14	43%	1	1	100%
		3	13	23%	2	2	100%
11/9/14	STEELERS at N.Y. Jets	6	11	55%	0	1	0%
		6	15	40%	0	0	0%
11/17/14	STEELERS at Tennessee	7	13	54%	0	0	0%
		3	8	38%	0	0	0%
11/30/14	STEELERS vs. New Orleans	6	14	43%	0	1	0%
		4	10	40%	0	0	0%
12/7/14	STEELERS at Cincinnati	8	16	50%	0	0	0%
		3	11	27%	0	1	0%
12/14/14	STEELERS at Atlanta	6	11	55%	0	0	0%
		6	11	55%	0	0	0%
12/21/14	STEELERS vs. Kansas City	5	10	50%	0	0	0%
		6	14	43%	1	2	50%
12/28/14	STEELERS vs. Cincinnati	3	11	27%	0	1	0%
		6	14	43%	2	3	67%
STEELERS OPPONENTS		93 71	208 189	45% 38%	5 10	10 14	50% 71%



2014 Final Regular-Season Miscellaneous Statistics

- ✦ **Steelers/Opponents Long Plays**
- ✦ **Game-By-Game Off./Def./Spec. Teams**
- ✦ **Top Individual Performances**
- ✦ **Opening Drives By-The-Half**
- ✦ **Individual Statistics By-The-Half**
- ✦ **Player Stats Breakdown**
- ✦ **Quarterback Sacks/Hurries/Pressures**
- ✦ **Passes Defensed/Blocked Kicks**
- ✦ **Forced Turnovers-Results/Game-By-Game**
- ✦ **Weekly Rankings**
- ✦ **Opposing Quarterbacks vs. Steelers**



STEELERS LONG PLAYS

Min. passing/kickoff returns 25 yards; runs/punt returns 15 yards

STEELERS (78)

Runs (20)

81 yards	Le'Veon Bell
53 yards	Le'Veon Bell
50 yards	LeGarrette Blount
*38 yards	Le'Veon Bell
29 yards	Le'Veon Bell
27 yards	Le'Veon Bell
22 yards	Le'Veon Bell
21 yards	Le'Veon Bell
20 yards	Le'Veon Bell
19 yards	LeGarrette Blount
19 yards	Le'Veon Bell
18 yards	Le'Veon Bell
18 yards	Le'Veon Bell
17 yards	LeGarrette Blount
17 yards	Le'Veon Bell
16 yards	Le'Veon Bell
16 yards	Le'Veon Bell
16 yards	Le'Veon Bell
15 yards	LeGarrette Blount
15 yards	Dri Archer

at Carolina (9/21)
at Cincinnati (12/7)
at Carolina (9/21)
vs. Cleveland (9/7)
at Jacksonville (10/5)
at Tennessee (11/17)
at Cincinnati (12/7)
at Baltimore (9/11)
vs. Houston (10/20)
at Carolina (9/21)
at Tennessee (11/17)
vs. New Orleans (11/30)
at Cincinnati (12/7)
at Carolina (9/21)
vs. Indianapolis (10/26)
at Baltimore (9/11)
vs. Tampa Bay (9/28)
vs. New Orleans (11/30)
at Carolina (9/21)
at Cleveland (10/12)

Passes (43)

*94 yards	Ben Roethlisberger to Martavis Bryant
*80 yards	Ben Roethlisberger to Martavis Bryant
*63 yards	Ben Roethlisberger to Antonio Brown
*54 yards	Ben Roethlisberger to Antonio Brown
52 yards	Ben Roethlisberger to Martavis Bryant
49 yards	Ben Roethlisberger to Heath Miller
48 yards	Ben Roethlisberger to Le'Veon Bell
*47 yards	Ben Roethlisberger to Antonio Brown
*47 yards	Ben Roethlisberger to Markus Wheaton
45 yards	Ben Roethlisberger to Martavis Bryant
45 yards	Ben Roethlisberger to Le'Veon Bell
44 yards	Ben Roethlisberger to Le'Veon Bell
44 yards	Ben Roethlisberger to Martavis Bryant
43 yards	Ben Roethlisberger to Le'Veon Bell
41 yards	Ben Roethlisberger to Antonio Brown
40 yards	Ben Roethlisberger to Markus Wheaton
*35 yards	Ben Roethlisberger to Antonio Brown
*35 yards	Ben Roethlisberger to Martavis Bryant
33 yards	Ben Roethlisberger to Matt Spaeth
33 yards	Ben Roethlisberger to Le'Veon Bell
32 yards	Ben Roethlisberger to Antonio Brown
31 yards	Ben Roethlisberger to Markus Wheaton
30 yards	Ben Roethlisberger to Le'Veon Bell
30 yards	Ben Roethlisberger to Antonio Brown
30 yards	Ben Roethlisberger to Heath Miller
30 yards	Ben Roethlisberger to Antonio Brown
30 yards	Ben Roethlisberger to Antonio Brown
30 yards	Ben Roethlisberger to Le'Veon Bell
30 yards	Ben Roethlisberger to Markus Wheaton
29 yards	Ben Roethlisberger to Lance Moore
28 yards	Ben Roethlisberger to Le'Veon Bell
28 yards	Ben Roethlisberger to Antonio Brown
27 yards	Ben Roethlisberger to Heath Miller
27 yards	Ben Roethlisberger to Antonio Brown
*27 yards	Ben Roethlisberger to Antonio Brown
27 yards	Ben Roethlisberger to Antonio Brown
*26 yards	Ben Roethlisberger to Lance Moore
26 yards	Ben Roethlisberger to Lance Moore
26 yards	Ben Roethlisberger to Heath Miller
26 yards	Ben Roethlisberger to Le'Veon Bell
25 yards	Robert Golden to Antwon Blake
25 yards	Ben Roethlisberger to Heath Miller
23 yards	Ben Roethlisberger to Le'Veon Bell

at Cincinnati (12/7)
at New York Jets (11/9)
vs. Cincinnati (12/28)
vs. Baltimore (11/2)
vs. Indianapolis (10/26)
vs. Indianapolis (10/26)
vs. New Orleans (11/30)
vs. Indianapolis (10/26)
vs. Baltimore (11/2)
at New York Jets (11/9)
vs. New Orleans (11/30)
at Atlanta (12/14)
vs. Kansas City (12/21)
vs. Houston (10/20)
vs. Cleveland (9/7)
vs. Cleveland (9/7)
vs. Cleveland (9/7)
vs. Houston (10/20)
vs. Baltimore (11/2)
vs. New Orleans (11/30)
at Cincinnati (12/7)
vs. Tampa Bay (9/28)
vs. Cleveland (9/7)
at Carolina (9/21)
at Carolina (9/21)
at Jacksonville (10/5)
vs. Houston (10/20)
vs. New Orleans (11/30)
at Atlanta (12/14)
at Cincinnati (12/7)
vs. Houston (10/20)
at Atlanta (12/14)
at Jacksonville (10/5)
vs. Tampa Bay (9/28)
vs. Tampa Bay (9/28)
at Baltimore (9/11)
at Cleveland (10/12)
vs. Indianapolis (10/26)
at Atlanta (12/14)
vs. Cincinnati (12/28)
vs. Cleveland (9/7)
at Atlanta (12/14)
vs. Cleveland (9/7)

Punt Returns (3)

71 yards	Antonio Brown
31 yards	Antonio Brown
36 yards	Antonio Brown

vs. Cincinnati (12/28)
at Atlanta (12/14)
vs. Cleveland (9/7)

Kickoff Returns (12)

41 yards	Markus Wheaton
34 yards	Markus Wheaton
32 yards	Markus Wheaton
32 yards	Markus Wheaton
31 yards	Markus Wheaton
30 yards	Markus Wheaton
29 yards	LeGarrette Blount
29 yards	Markus Wheaton
27 yards	Markus Wheaton
26 yards	Markus Wheaton
26 yards	Markus Wheaton
25 yards	LeGarrette Blount

*Touchdown

vs. New Orleans (11/30)
at New York Jets (11/9)
at Tennessee (11/17)
at Atlanta (12/14)
vs. Cincinnati (12/28)
at Tennessee (11/17)
vs. Baltimore (11/2)
vs. Kansas City (12/21)
at Tennessee (11/17)
vs. New Orleans (11/30)
vs. Kansas City (12/21)
vs. Tampa Bay (9/28)

OPPONENT LONG PLAYS

Min. passing/kickoff returns 25 yards; runs/punt returns 15 yards

OPPONENTS (69)

Runs (20)

41 yards	Justin Forsett
33 yards	Arian Foster
31 yards	Mark Ingram
29 yards	Terrance West
25 yards	Ben Tate
24 yards	Isaiah Crowell
22 yards	Terrance West
22 yards	Jeremy Hill
20 yards	Storm Johnson
20 yards	Mark Ingram
*20 yards	Andy Dalton
19 yards	Solomon Patton
18 yards	Michael Vick
18 yards	Michael Vick
17 yards	Bernard Pierce
16 yards	Isaiah Crowell
16 yards	Isaiah Crowell
*15 yards	Isaiah Crowell
15 yards	Jonathan Stewart
15 yards	Jeremy Hill

at Baltimore (9/11)
vs. Houston (10/20)
vs. New Orleans (11/30)
vs. Cleveland (9/7)
vs. Cleveland (9/7)
at Cleveland (10/12)
vs. Cleveland (9/7)
vs. Cincinnati (12/28)
at Jacksonville (10/5)
vs. New Orleans (11/30)
at Cincinnati (12/7)
vs. Tampa Bay (9/28)
at New York Jets (11/9)
at New York Jets (11/9)
at Baltimore (9/11)
vs. Cleveland (9/7)
at Cleveland (10/12)
vs. Cleveland (9/7)
at Carolina (9/21)
at Cincinnati (12/7)

Passes (30)

*81 yards	Andy Dalton to A.J. Green
*80 yards	Zach Mettenberger to Nate Washington
*69 yards	Drew Brees to Kenny Stills
*67 yards	Michael Vick to T.J. Graham
56 yards	Andy Dalton to A.J. Green
52 yards	Andrew Luck to Donte Moncrief
*51 yards	Brian Hoyer to Jordan Cameron
47 yards	Brian Hoyer to Jordan Cameron
46 yards	Matt Ryan to Devin Hester
45 yards	Andrew Luck to T.Y. Hilton
44 yards	Drew Brees to Kenny Stills
42 yards	Brian Hoyer to Jordan Cameron
41 yards	Mike Glennon to Louis Murphy
41 yards	Matt Ryan to Harry Douglas
40 yards	Mike Glennon to Mike Evans
39 yards	Andrew Luck to T.Y. Hilton
*37 yards	Cam Newton to Greg Olsen
36 yards	Zach Mettenberger to Justin Hunter
*35 yards	Derek Anderson to Kelvin Benjamin
*35 yards	Joe Flacco to Torrey Smith
33 yards	Alex Smith to Albert Wilson
32 yards	Ryan Fitzpatrick to DeAndre Hopkins
31 yards	Mike Glennon to Louis Murphy
31 yards	Brian Hoyer to Travis Benjamin
31 yards	Brian Hoyer to Jim Dray
*31 yards	Andrew Luck to Donte Moncrief
29 yards	Derek Anderson to Brenton Bersin
*28 yards	Andrew Luck to T.Y. Hilton
27 yards	Andrew Luck to Hakeem Nicks
25 yards	Brian Hoyer to Andrew Hawkins

at Cincinnati (12/7)
at Tennessee (11/17)
vs. New Orleans (11/30)
at New York Jets (11/9)
at Cincinnati (12/7)
vs. Indianapolis (10/26)
at Cleveland (10/12)
vs. Cleveland (9/7)
at Atlanta (12/14)
vs. Indianapolis (10/26)
vs. New Orleans (11/30)
at Cleveland (10/12)
vs. Tampa Bay (9/28)
at Atlanta (12/14)
vs. Tampa Bay (9/28)
vs. Indianapolis (10/26)
at Carolina (9/21)
at Tennessee (11/17)
at Carolina (9/21)
vs. Baltimore (11/2)
vs. Kansas City (12/21)
vs. Houston (10/20)
vs. Tampa Bay (9/28)
at Cleveland (10/12)
at Cleveland (10/12)
vs. Indianapolis (10/26)
at Carolina (9/21)
vs. Indianapolis (10/26)
vs. Indianapolis (10/26)
vs. Cleveland (9/7)

Punt Returns (4)

33 yards	Jacoby Jones
25 yards	Solomon Patton
25 yards	Jacoby Jones
16 yards	Griff Whalen

at Baltimore (9/11)
vs. Tampa Bay (9/28)
vs. Baltimore (11/2)
vs. Indianapolis (10/26)

Kickoff Returns (15)

*108 yards	Jacoby Jones
43 yards	Devin Hester
31 yards	Griff Whalen
31 yards	Bishop Sankey
30 yards	Griff Whalen
30 yards	Bishop Sankey
30 yards	Travaris Cadet
29 yards	Knile Davis
29 yards	Adam Jones
28 yards	Travis Benjamin
28 yards	Jordan Todman

vs. Baltimore (11/2)
at Atlanta (12/14)
vs. Indianapolis (10/26)
at Tennessee (11/17)
vs. Indianapolis (10/26)
at Tennessee (11/17)
vs. New Orleans (11/30)
vs. Kansas City (12/21)
vs. Cincinnati (12/28)
vs. Cleveland (9/7)
at Jacksonville (10/5)

27 yards
27 yards
26 yards
25 yards
*Touchdown

Jordan Todman
Brandon Tate
Adam Jones
De'Anthony Thomas

at Jacksonville (10/5)
at Cincinnati (12/7)
vs. Cincinnati (12/28)
vs. Kansas City (12/21)

2014 GAME-BY-GAME OFFENSE

Games	1	2	3	4	5	6	7	8	9	10	11	12	13	14	15	16
	Sept 7	Sept 11	Sept 21	Sept 28	Oct 5	Oct 12	Oct 20	Oct 26	Nov 2	Nov 9	Nov 17	Nov 30	Dec 7	Dec 14	Dec 21	Dec 28
	CLE	@ BAL	@ CAR	TB	@ JAX	@ CLE	HOU	IND	BAL	NYJ	@ TEN	NO	@ CIN	@ ATL	KC	CIN
POINTS	30	6	37	24	17	10	30	51	43	13	27	32	42	27	20	27
1st Quarter	10	0	3	10	0	3	0	7	0	0	13	3	0	6	3	7
2nd Quarter	17	3	6	7	10	0	24	28	22	3	0	3	10	14	7	13
3rd Quarter	0	3	14	7	0	0	0	7	0	0	0	7	7	0	7	0
4th Quarter	3	0	14	0	7	7	6	9	21	10	14	19	25	7	3	7
Overtime	0	0	0	0	0	0	0	0	0	0	0	0	0	0	0	0
First Downs	24	17	24	27	20	22	18	34	22	22	29	36	25	22	19	18
Rushing	6	5	12	6	5	5	2	7	4	4	15	6	8	6	6	1
Passing	16	11	9	18	15	12	14	25	13	15	14	25	16	15	11	14
Penalty	2	1	3	3	0	5	2	2	5	3	0	5	1	1	2	3
3rd Down Eff.	4-12	6-12	3-11	6-14	8-16	6-16	5-14	8-13	6-14	6-11	7-13	6-14	8-16	6-11	5-10	3-11
Percentage	33%	50%	27%	43%	50%	38%	36%	62%	43%	55%	54%	43%	50%	55%	50%	27%
4th Down Eff.	1-1	0-0	1-1	1-1	0-0	0-2	0-0	1-1	1-1	0-1	0-0	0-1	0-0	0-0	0-0	0-1
Percentage	100%	0%	100%	100%	0%	0%	0%	100%	100%	0%	0%	0%	0%	0%	0%	0%
Total Net Yards	490	301	454	390	372	359	328	639	376	362	386	538	543	398	282	346
Plays	67	57	65	73	68	76	62	81	65	62	73	82	70	58	52	57
Avg./Play	7.3	5.3	7.0	5.3	5.5	4.7	5.3	7.9	5.8	5.8	5.3	6.6	7.8	6.9	5.4	6.1
Net Yards Rush	127	99	264	85	111	138	76	117	55	36	206	103	193	45	68	29
Plays	28	18	34	27	28	32	25	32	25	17	36	23	31	22	26	18
Avg./Play	4.5	5.5	7.8	3.1	4.0	4.3	3.0	3.7	2.2	2.1	5.7	4.5	6.2	2.0	2.6	1.6
Net Yards Pass.	363	202	190	305	261	221	252	522	321	326	180	435	350	353	214	317
Sack/loss	4/27	2/15	1/6	5/26	4/12	2/7	3/16	0/0	3/19	2/17	5/27	1/0	0/0	1/7	1/6	0/0
Gross Yards	390	217	196	331	273	228	268	522	340	343	207	435	350	360	220	317
Att./Comp.	35/24	37/22	30/22	41/30	36/26	42/21	34/24	49/40	37/25	43/30	32/21	58/32	39/25	35/27	25/18	39/24
Int.	1	1	0	0	0	1	0	0	0	2	1	2	0	0	0	2
Avg./Play	9.3	5.2	6.1	6.6	6.5	5.0	6.8	10.7	8.0	7.2	4.9	7.4	9.0	9.8	8.2	8.1
Punts/Avg.	6/43.7	4/45.8	3/46.0	4/37.0	5/45.4	7/46.0	4/44.0	3/29.7	6/41.8	2/46.0	2/40.5	2/37.5	6/47.5	3/43.0	2/45.0	3/39.7
Blocked	0	0	0	0	0	0	0	1	0	0	0	0	0	0	0	0
Punt Ret./Yds.	3/46	2/13	2/17	0/0	4/20	4/11	2/21	3/16	0/0	2/7	1/14	2/15	3/14	2/43	0/0	2/84
Kickoff Ret./Yds.	2/29	1/11	0/0	1/25	2/36	3/64	4/45	2/15	1/29	4/103	5/123	3/87	1/19	2/50	3/70	2/52
Int. Ret./Yds.	1/0	1/13	0/0	0/0	0/0	1/-2	0/0	0/0	0/0	2/10	1/0	2/6	0/0	0/0	0/0	2/34
Penalties/Yds.	11/96	9/75	11/91	13/125	7/50	6/42	6/38	10/59	7/67	3/20	4/39	5/28	3/20	3/34	4/40	1/10
Fumbles/Lost	1/0	2/2	0/0	2/1	1/1	1/0	1/1	2/2	1/1	3/2	0/0	0/0	0/0	0/0	0/0	2/1
Touchdowns	3	0	4	3	2	1	3	7	6	1	3	3	5	3	2	3
Rushing	2	0	1	0	0	0	0	0	0	0	1	1	2	2	1	0
Passing	1	0	2	3	1	1	3	6	6	1	1	2	3	0	1	2
Returns	0	0	0	0	0	0	0	0	0	0	0	0	0	0	0	1
Fumbles	0	0	1	0	0	0	0	0	0	0	0	0	0	0	0	0
Interceptions	0	0	0	0	1	0	0	1	0	0	1	0	0	1	0	0
Safeties Allowed	0	0	0	0	0	0	0	0	0	0	0	0	0	0	0	0
PAT/Att.	3/3	0/0	4/4	3/3	2/2	1/1	3/3	7/7	5/5	1/1	3/3	1/1	4/4	3/3	2/2	3/3
FG/Att.	3/3	2/2	3/3	1/2	1/1	1/1	3/3	0/0	0/0	2/3	2/2	3/4	2/2	2/2	2/2	2/2
2PT/Att.	0/0	0/0	0/0	0/0	0/0	0/0	0/0	0/0	1/1	0/0	0/0	2/2	1/1	0/0	0/0	0/0
Time of Poss.	32:27	24:52	34:39	34:15	35:17	33:05	32:06	39:43	31:26	29:27	39:49	33:59	32:45	30:43	28:53	25:02
Give/Take Rat.	1/0	3/0	0/2	1/1	1/2	1/1	1/3	2/2	1/2	4/0	1/1	2/0	0/2	0/1	0/1	3/3
Avg. Drive Start	PIT 22	PIT 23	PIT 24	PIT 24	PIT 23	PIT 25	PIT 37	PIT 21	PIT 28	PIT 26	PIT 23	PIT 22	PIT 28	PIT 23	PIT 24	PIT 34

2014 GAME-BY-GAME DEFENSE

Games	1	2	3	4	5	6	7	8	9	10	11	12	13	14	15	16
	Sept 7	Sept 11	Sept 21	Sept 28	Oct 5	Oct 12	Oct 20	Oct 26	Nov 2	Nov 9	Nov 17	Nov 30	Dec 7	Dec 14	Dec 21	Dec 28
	CLE	@ BAL	@ CAR	TB	@ JAX	@ CLE	HOU	IND	BAL	@ NYJ	@ TEN	NO	@ CIN	@ ATL	KC	CIN
Points Allowed	27	26	19	27	9	31	23	34	23	20	24	35	21	20	12	17
1st Quarter	3	7	3	10	3	0	7	3	7	17	7	0	0	0	3	7
2nd Quarter	0	3	0	0	3	21	6	17	3	0	10	14	14	7	3	3
3rd Quarter	14	7	3	7	3	3	0	14	0	3	7	14	7	6	0	0
4th Quarter	10	9	13	10	0	7	10	0	13	0	0	7	0	7	6	7
Overtime	0	0	0	0	0	0	0	0	0	0	0	0	0	0	0	0
First Downs	23	25	20	21	12	19	20	26	22	15	14	20	16	20	22	19
Rushing	9	9	3	7	4	10	6	2	2	8	3	5	6	4	3	7
Passing	11	11	14	11	8	7	12	17	18	7	10	13	10	15	17	12
Penalty	3	5	3	3	0	2	2	7	2	0	1	2	0	1	2	0
3rd Down Eff.	2-11	5-12	4-12	7-13	3-12	4-11	4-12	5-10	3-13	6-15	3-8	4-10	3-11	6-11	6-14	6-14
Percentage	18%	42%	33%	54%	25%	36%	33%	50%	23%	40%	38%	40%	27%	55%	43%	43%
4th Down Eff.	0-0	1-1	1-1	0-1	1-1	0-0	2-2	0-0	2-2	0-0	0-0	0-0	0-1	0-0	1-2	2-3
Percentage	0%	100%	100%	0%	100%	0%	100%	0%	100%	0%	0%	0%	0%	0%	50%	67%
Total Net Yards	389	323	349	350	243	368	393	448	332	275	312	393	408	407	327	337
Plays	64	65	54	64	52	56	63	57	67	58	39	54	59	57	66	70
Avg./Play	6.1	5.0	6.5	5.5	4.7	6.6	6.2	7.9	5.0	4.7	8.0	7.3	6.9	7.1	5.0	4.8
Net Yards Rush	191	157	42	63	56	158	132	63	63	150	49	143	86	97	39	116
Plays	31	36	10	20	15	38	30	10	18	36	15	26	21	20	14	29
Avg./Play	6.2	4.4	4.2	3.2	3.7	4.2	4.4	6.3	3.5	4.2	3.3	5.5	4.1	4.9	2.8	4.0
Net Yards Pass.	198	166	307	287	187	210	261	385	269	125	263	250	322	310	288	221
Sack/loss	3/24	0/0	3/23	1/15	1/4	1/7	1/1	2/15	4/34	4/7	0/0	1/7	3/5	0/0	6/29	3/23
Gross Yards	222	166	330	302	191	217	262	400	303	132	263	257	327	310	317	244
Att./Comp.	30/18	29/21	41/29	43/21	36/22	17/8	32/21	45/26	45/30	18/10	24/15	27/19	35/25	37/26	46/32	38/27
Int.	0	0	0	1	2	0	1	2	1	0	1	0	0	1	0	2
Avg./Play	6.6	5.7	7.0	6.5	5.1	11.7	7.9	8.2	5.5	5.7	11.0	8.9	8.5	8.4	5.5	5.4
Punts/Avg.	7/44.9	2/55.0	4/52.5	3/35.3	5/45.0	6/40.7	3/45.0	3/51.0	6/42.5	5/46.4	4/35.3	6/48.5	7/46.0	3/48.0	1/48.0	3/49.3
Blocked	0	0	0	0	0	0	0	0	0	0	0	0	0	0	0	0
Punt Ret./Yds.	1/0	2/47	1/-10	2/29	3/14	2/7	1/1	1/16	3/32	2/16	1/1	0/0	4/45	1/7	2/9	1/6
Kickoff Ret./Yds.	4/85	0/0	2/43	2/45	3/66	1/3	4/59	5/122	5/204	2/31	5/124	3/75	4/91	4/83	5/104	5/114
Int. Ret./Yds.	0/0	0/0	0/0	1/27	2/22	0/0	1/16	2/33	1/30	0/0	1/28	0/0	0/0	1/52	0/0	2/2
Penalties/Yds.	8/55	4/35	7/105	9/50	4/34	6/60	4/20	5/43	10/108	9/75	1/10	11/77	7/54	3/25	4/39	5/45
FF/FR	0/0	0/0	1/1	0/0	0/0	1/1	2/2	1/0	1/1	0/0	0/0	0/0	3/2	1/0	1/1	1/1
TD's Allowed	3	2	2	3	0	4	2	4	3	2	3	5	3	2	0	2
Rushing	2	0	0	1	0	3	0	1	0	0	1	0	1	0	0	0
Passing	1	2	2	2	0	1	2	3	2	2	2	5	2	2	0	2
Returns	0	0	0	0	0	0	0	0	1	0	0	0	0	0	0	0
Defense	0	0	0	0	0	0	0	0	0	0	0	0	0	0	0	0
Safeties	0	0	0	0	0	0	0	1	0	0	0	0	0	0	0	0
PAT/Att.	3/3	2/2	1/2	3/3	0/0	4/4	2/2	4/4	2/2	2/2	3/3	5/5	3/3	2/2	0/0	2/2
FG/Att.	2/2	4/4	2/2	2/2	3/3	1/1	3/3	2/2	1/1	2/3	1/1	0/0	0/0	2/2	4/4	1/2
2PT/Att.	0/0	0/0	0/1	0/0	0/0	0/0	0/0	0/0	0/1	0/0	0/0	0/0	0/0	0/0	0/0	0/0
Time of Poss.	27:33	35:08	25:21	25:45	24:43	26:55	27:54	20:17	28:34	30:33	20:11	26:01	27:15	29:17	31:07	34:58
Take/Give Rat.	0/1	0/3	2/0	1/1	2/1	1/1	3/1	2/2	2/1	0/4	1/1	0/2	2/0	1/0	1/0	3/3
Avg. Drive Start	CLE 24	BAL 31	CAR 22	TB 34	JAX 22	CLE 29	HOU 20	IND 24	BAL 33	NYJ 40	TEN 30	NO 30	CIN 23	ATL 21	KC 29	CIN 30

2014 GAME-BY-GAME SPECIAL TEAMS

Games	1	2	3	4	5	6	7	8	9	10	11	12	13	14	15	16
	Sept	Sept	Sept	Sept	Oct	Oct	Oct	Oct	Nov	Nov	Nov	Nov	Dec	Dec	Dec	Dec
	7	11	21	28	5	12	20	26	2	9	17	30	7	14	21	28
		@	@		@	@				@	@		@	@		
	CLE	BAL	CAR	TB	JAX	CLE	HOU	IND	BAL	NYJ	TEN	NO	CIN	BAL	KC	CIN
PUNTS																
Punts/Avg.	6/43.7	4/45.8	3/46.0	4/37.0	5/45.4	7/46.0	4/44.0	3/29.7	6/41.8	2/46.0	2/40.5	2/37.5	6/47.5	3/43.0	2/45.0	3/39.7
Yards	262	183	138	148	227	322	176	89	251	92	81	75	285	129	90	119
Long	56	56	59	46	53	70	54	54	51	46	43	47	74	55	56	42
Blocked	0	0	0	0	0	0	0	1	0	0	0	0	0	0	0	0
Touchback	1	0	0	0	1	1	0	0	0	0	0	0	1	0	0	0
Fair Catch	4	1	1	1	1	2	0	1	3	0	1	0	0	2	0	1
50+	1	2	1	0	2	3	1	1	1	0	0	0	1	1	1	0
I20	2	1	1	2	2	2	2	1	0	0	0	1	2	2	0	2
KICKS																
PAT/Att.	3/3	0/0	4/4	3/3	2/2	1/1	3/3	7/7	5/5	1/1	3/3	1/1	4/4	3/3	2/2	3/3
2-PT/Att.	0/0	0/0	0/0	0/0	0/0	0/0	0/0	0/0	1/1	0/0	0/0	2/2	1/1	0/0	0/0	0/0
Safeties	0	0	0	0	0	0	0	1	0	0	0	0	0	0	0	0
Points	3	0	4	3	2	1	3	9	7	1	3	5	6	3	2	3
FIELD GOALS																
Made/Att.	3/3	2/2	3/3	1/2	1/1	1/1	3/3	0/0	0/0	2/3	2/2	3/4	2/2	2/2	2/2	2/2
Long	41	43	45	25	24	20	44	0	0	53	49	49	44	38	23	29
Blocked	0	0	0	0	0	0	0	0	0	0	0	0	0	0	0	0
Points	9	6	9	3	3	3	9	0	0	6	6	9	6	6	6	6
RETURNS																
Punt Ret./Yds.	3/46	2/13	2/17	0/0	4/20	4/11	2/21	3/16	0/0	2/7	1/14	2/15	3/14	2/43	0/0	2/84
Long	36	13	9	0	6	10	12	11	0	7	14	13	7	31	0	71
Kickoff Ret./Yds.	2/29	1/11	0/0	1/25	2/36	3/64	3/45	2/15	1/29	4/103	5/123	3/87	1/19	2/50	3/70	2/52
Long	17	11	0	25	23	22	19	15	29	34	32	41	19	32	29	31

TOP INDIVIDUAL PERFORMANCES

TOP STEELERS PERFORMANCES IN 2014

Rushing Yards (100 or More)

Player	Opponent	Date	No.	Yds.	Avg.	LG	TD
Le'Veon Bell	at Tennessee	11/17	33	204	6.2	27	1
Le'Veon Bell	at Cincinnati	12/7	26	185	7.1	53	2
Le'Veon Bell	at Carolina	9/21	21	147	7.0	81	0
LeGarrette Blount	at Carolina	9/21	10	118	11.8	50	1
Le'Veon Bell	vs. Cleveland	9/7	21	109	5.2	38	1

Receiving Yards (100 or More)

Player	Opponent	Date	No.	Yds.	Avg.	LG	TD
Le'Veon Bell	vs. New Orleans	11/30	8	159	19.9	48	0
Antonio Brown	vs. Baltimore	11/2	11	144	13.1	54	1
Martavis Bryant	at New York Jets	11/9	4	143	35.8	80	1
Antonio Brown	vs. Indianapolis	10/26	10	133	13.3	47	2
Antonio Brown	vs. Tampa Bay	9/28	7	131	18.7	27t	2
Antonio Brown	vs. Cincinnati	12/28	7	128	18.3	63	1
Antonio Brown	at Atlanta	12/14	10	123	12.3	28	0
Antonio Brown	at Cleveland	10/12	7	118	16.9	23	0
Antonio Brown	at Cincinnati	12/7	9	117	13.0	32	0
Antonio Brown	vs. Cleveland	9/7	5	116	23.2	41	1
Heath Miller	vs. Indianapolis	10/26	7	112	16.0	49	1
Martavis Bryant	at Cincinnati	12/7	4	109	27.3	94	1

Passing Yards (300 or More)

Player	Opponent	Date	Att.	Comp.	Yds.	TD	Int.	Rtg.
Ben Roethlisberger	vs. Indianapolis	10/26	49	40	522	6	0	150.6
Ben Roethlisberger	vs. New Orleans	11/30	58	32	435	2	2	76.4
Ben Roethlisberger	vs. Cleveland	9/7	34	23	365	1	1	100.7
Ben Roethlisberger	at Atlanta	12/14	35	27	360	0	0	109.2
Ben Roethlisberger	at Cincinnati	12/7	39	25	350	3	0	118.5
Ben Roethlisberger	at New York Jets	11/9	43	30	343	1	2	81.8
Ben Roethlisberger	vs. Baltimore	11/2	37	25	340	6	0	136.3
Ben Roethlisberger	vs. Cincinnati	12/28	38	24	317	2	1	96.1
Ben Roethlisberger	vs. Tampa Bay	9/28	40	29	314	3	0	120.2

TOP OPPONENT INDIVIDUAL PERFORMANCES IN 2014

Rushing Yards (100 or More)

Player	Opponent	Date	No.	Yds.	Avg.	LG	TD
Mark Ingram	vs. New Orleans	11/30	23	122	5.3	31	0
Arian Foster	vs. Houston	10/20	20	102	5.1	33	0
Terrance West	vs. Cleveland	9/7	16	100	6.3	29	0
Jeremy Hill	vs. Cincinnati	12/28	23	100	4.3	22	0

Receiving Yards (100 or More)

Player	Opponent	Date	No.	Yds.	Avg.	LG	TD
A.J. Green	at Cincinnati	12/7	11	224	20.4	81	1
Kenny Stills	vs. New Orleans	11/30	5	162	32.4	69	1
T.Y. Hilton	vs. Indianapolis	10/26	6	155	25.8	45	1
Harry Douglas	at Atlanta	12/14	10	131	13.1	41	0
Kelvin Benjamin	at Carolina	9/21	8	115	14.4	35	1
Donte Moncrief	vs. Indianapolis	10/26	7	113	16.1	52	1
DeAndre Hopkins	vs. Houston	10/20	6	108	18.0	32	0
Jordan Cameron	at Cleveland	10/12	3	102	34.0	51t	1

Passing Yards (300 or More)

Player	Opponent	Date	Att.	Comp.	Yds.	TD	Int.	Rtg.
Andrew Luck	vs. Indianapolis	10/26	45	26	400	3	2	91.0
Alex Smith	vs. Kansas City	12/21	45	31	311	0	0	88.3
Matt Ryan	at Atlanta	12/14	37	26	310	2	1	102.3
Joe Flacco	vs. Baltimore	11/2	45	30	303	2	1	91.3
Andy Dalton	at Cincinnati	12/7	29	21	302	2	0	128.8
Mike Glennon	vs. Tampa Bay	9/28	42	21	302	2	1	79.7

2014 OPENING DRIVES (STEELERS)

1 st HALF				2 nd HALF		
<u>STEELERS</u>	<u>POINTS</u>	<u>1ST DOWNS</u>	<u>YDS</u>	<u>POINTS</u>	<u>1ST DOWNS</u>	<u>YDS</u>
Sept. 7 vs. Cle	3	3	62	0	0	4
Sept. 11 at Bal	0	4	64	3	2	27
Sept. 21 at Car	0	2	21	7	2	17
Sept. 28 vs. TB	0	0	-11	7	5	80
Oct. 5 at Jax	0	0	5	0	3	45
Oct. 12 at Cle	0	0	8	0	4	57
Oct. 20 vs. Hou	0	2	26	0	1	20
Oct. 26 vs. Ind	7	5	80	7	4	80
Nov. 2 vs. Bal	0	0	6	0	1	13
Nov. 9 at NYJ	0	1	2	0	4	40
Nov. 17 at Ten	3	2	37	0	2	10
Nov. 30 vs. NO	0	2	38	0	1	13
Dec. 7 at Cin	0	1	17	7	4	80
Dec. 14 at Atl	3	4	60	0	1	5
Dec. 21 vs. KC	3	3	80	0	0	9
Dec. 28 vs. Cin	0	1	30	0	0	0
TOTAL	19	30	525	31	34	500

2014 OPENING DRIVES (Opponents)

1 st HALF				2 nd HALF		
<u>OPPONENTS</u>	<u>POINTS</u>	<u>1ST DOWNS</u>	<u>YDS</u>	<u>POINTS</u>	<u>1ST DOWNS</u>	<u>YDS</u>
Sept. 7 vs. Cle	3	2	54	7	5	80
Sept. 11 at Bal	7	6	85	0	0	-9
Sept. 21 at Car	3	4	58	0	2	-3
Sept. 28 vs. TB	7	1	9	7	4	80
Oct. 5 at Jax	3	4	43	0	1	15
Oct. 12 at Cle	0	0	-10	0	2	44
Oct. 20 vs. Hou	7	5	94	0	0	9
Oct. 26 vs. Ind	3	2	67	0	2	8
Nov. 2 vs. Bal	0	2	38	0	2	29
Nov. 9 at NYJ	3	6	72	0	0	5
Nov. 17 at Ten	0	0	0	0	0	8
Nov. 30 vs. NO	0	1	13	0	0	7
Dec. 7 at Cin	0	1	18	0	2	24
Dec. 14 at Atl	0	2	36	3	2	70
Dec. 21 vs. KC	3	5	65	0	1	15
Dec. 28 vs. Cin	0	0	8	0	2	38
TOTAL	39	41	650	17	25	420

LE'VEON BELL...BY THE HALF

Date	Opponent	FIRST HALF					SECOND HALF				
		Att	Yds	Avg	Lg	TD	Att	Yds	Avg	Lg	TD
9/7	CLEVELAND	11	69	6.3	38t	1	10	40	4.0	11	0
9/11	at Baltimore	7	33	4.7	21	0	4	26	6.5	16	0
9/21	at Carolina	12	47	3.9	11	0	9	100	11.1	81	0
9/28	TAMPA BAY	10	52	5.2	16	0	9	11	1.2	10	0
10/5	at Jacksonville	5	44	8.8	29	0	10	38	3.8	9	0
10/12	at Cleveland	11	47	4.3	12	0	7	35	5.0	9	0
10/20	HOUSTON	7	19	2.7	5	0	5	38	7.6	20	0
10/26	INDIANAPOLIS	10	46	4.6	11	0	14	46	3.3	17	0
11/2	BALTIMORE	5	6	1.2	5	0	5	14	2.8	5	0
11/9	at N.Y. Jets	6	26	4.3	8	0	5	10	2.0	5	0
11/17	at Tennessee	15	72	4.8	19	0	18	132	7.3	27	1
11/30	NEW ORLEANS	15	82	5.5	18	0	6	13	2.2	5	1
12/7	at Cincinnati	14	62	4.4	18	0	12	123	10.3	53	2
12/14	at Atlanta	10	17	1.7	6	1	10	30	3.0	13t	1
12/21	KANSAS CITY	8	21	2.6	7	1	12	42	3.5	7	0
12/28	CINCINNATI	7	20	2.9	6	0	1	0	0.0	0	0
SEASON TOTALS		153	663	4.3	38t	3	137	698	5.1	81	5

RECEIVING

Date	Opponent	FIRST HALF					SECOND HALF				
		Rec	Yds	Avg	Lg	TD	Rec	Yds	Avg	Lg	TD
9/7	CLEVELAND	3	58	19.3	30	0	3	30	10.0	19	0
9/11	at Baltimore	2	22	11.0	19	0	3	26	8.7	14	0
9/21	at Carolina	1	12	12.0	12	0	1	-2	-2.0	-2	0
9/28	TAMPA BAY	4	15	3.8	7	0	2	31	15.5	17	0
10/5	at Jacksonville	1	9	9.0	9	0	4	27	6.8	12	0
10/12	at Cleveland	3	25	8.3	16	0	1	-2	-2.0	-2	0
10/20	HOUSTON	6	91	15.2	43	1	2	-3	-1.5	3	0
10/26	INDIANAPOLIS	5	39	7.8	12	0	1	17	17.0	17	0
11/2	BALTIMORE	4	28	7.0	12	1	1	10	10.0	10	0
11/9	at N.Y. Jets	5	13	2.6	10	0	3	20	6.7	9	0
11/17	at Tennessee	0	0	0.0	0	0	2	18	9.0	10	0
11/30	NEW ORLEANS	0	0	0.0	0	0	8	159	19.9	48	0
12/7	at Cincinnati	3	25	8.3	9	0	3	25	8.3	10t	1
12/14	at Atlanta	4	67	16.8	44	0	1	5	5.0	5	0
12/21	KANSAS CITY	1	9	9.0	9	0	0	0	0.0	0	0
12/28	CINCINNATI	5	61	12.2	26	0	1	19	19.0	19	0
SEASON TOTALS		47	474	10.1	44	2	36	380	10.6	48	1

LEGARRETTE BLOUNT...BY THE HALF

Date	Opponent	FIRST HALF					SECOND HALF				
		Att	Yds	Avg	Lg	TD	Att	Yds	Avg	Lg	TD
9/7	CLEVELAND	3	10	3.3	7t	1	1	-4	-4.0	-4	0
9/11	at Baltimore	3	8	2.7	6	0	0	0	0.0	0	0
9/21	at Carolina	2	18	9.0	15	0	8	100	12.5	50	1
9/28	TAMPA BAY	3	20	6.7	11	0	1	5	5.0	5	0
10/5	at Jacksonville	5	22	4.4	9	0	3	7	2.3	5	0
10/12	at Cleveland	6	23	3.8	8	0	2	4	2.0	5	0
10/20	HOUSTON	2	2	1.0	2	0	5	7	1.4	5	0
10/26	INDIANAPOLIS	2	5	2.5	4	0	4	16	4.0	6	0
11/2	BALTIMORE	5	22	4.4	9	0	5	1	0.2	6	0
11/9	at N.Y. Jets	2	7	3.5	4	0	3	-7	-2.3	1	0
11/17	at Tennessee	0	0	0.0	0	0	0	0	0.0	0	0
SEASON TOTALS		33	137	4.2	15	1	32	129	4.0	50	1

RECEIVING

Date	Opponent	FIRST HALF					SECOND HALF				
		Rec	Yds	Avg	Lg	TD	Rec	Yds	Avg	Lg	TD
9/7	CLEVELAND	0	0	0.0	0	0	0	0	0.0	0	0
9/11	at Baltimore	0	0	0.0	0	0	0	0	0.0	0	0
9/21	at Carolina	0	0	0.0	0	0	0	0	0.0	0	0
9/28	TAMPA BAY	0	0	0.0	0	0	0	0	0.0	0	0
10/5	at Jacksonville	2	15	7.5	13	0	1	2	2.0	2	0
10/12	at Cleveland	0	0	0.0	0	0	0	0	0.0	0	0
10/20	HOUSTON	0	0	0.0	0	0	1	8	8.0	8	0
10/26	INDIANAPOLIS	1	3	3.0	3	0	1	8	8.0	8	0
11/2	BALTIMORE	0	0	0.0	0	0	0	0	0.0	0	0
11/9	at N.Y. Jets	0	0	0.0	0	0	0	0	0.0	0	0
11/17	at Tennessee	0	0	0.0	0	0	0	0	0.0	0	0
SEASON TOTALS		3	18	6.0	13	0	3	18	6.0	8	0

JOSH HARRIS...BY THE HALF

Date	Opponent	FIRST HALF					SECOND HALF				
		Att	Yds	Avg	Lg	TD	Att	Yds	Avg	Lg	TD
11/30	NEW ORLEANS	0	0	0.0	0	0	0	0	0.0	0	0
12/7	at Cincinnati	0	0	0.0	0	0	4	9	2.3	3	0
12/14	at Atlanta	0	0	0.0	0	0	0	0	0.0	0	0
12/21	KANSAS CITY	0	0	0.0	0	0	0	0	0.0	0	0
12/28	CINCINNATI	0	0	0.0	0	0	5	7	1.4	4	0
SEASON TOTALS		0	0	0.0	0	0	9	16	1.8	4	0

RECEIVING

Date	Opponent	FIRST HALF					SECOND HALF				
		Rec	Yds	Avg	Lg	TD	Rec	Yds	Avg	Lg	TD
11/30	NEW ORLEANS	0	0	0.0	0	0	0	0	0.0	0	0
12/7	at Cincinnati	0	0	0.0	0	0	0	0	0.0	0	0
12/14	at Atlanta	0	0	0.0	0	0	0	0	0.0	0	0
12/21	KANSAS CITY	0	0	0.0	0	0	0	0	0.0	0	0
12/28	CINCINNATI	0	0	0.0	0	0	0	0	0.0	0	0
SEASON TOTALS		0	0	0.0	0	0	0	0	0.0	0	0

WILL JOHNSON...BY THE HALF

Date	Opponent	FIRST HALF					SECOND HALF				
		Att	Yds	Avg	Lg	TD	Att	Yds	Avg	Lg	TD
9/7	CLEVELAND	0	0	0.0	0	0	0	0	0.0	0	0
9/11	at Baltimore	0	0	0.0	0	0	0	0	0.0	0	0
9/21	at Carolina	0	0	0.0	0	0	0	0	0.0	0	0
9/28	TAMPA BAY	1	0	0.0	0	0	0	0	0.0	0	0
10/5	at Jacksonville	0	0	0.0	0	0	1	0	0.0	0	0
10/12	at Cleveland	0	0	0.0	0	0	0	0	0.0	0	0
10/20	HOUSTON	0	0	0.0	0	0	0	0	0.0	0	0
10/26	INDIANAPOLIS	0	0	0.0	0	0	0	0	0.0	0	0
11/2	BALTIMORE	0	0	0.0	0	0	0	0	0.0	0	0
11/9	at N.Y. Jets	0	0	0.0	0	0	0	0	0.0	0	0
11/17	at Tennessee	0	0	0.0	0	0	0	0	0.0	0	0
11/30	NEW ORLEANS	0	0	0.0	0	0	0	0	0.0	0	0
12/7	at Cincinnati	0	0	0.0	0	0	0	0	0.0	0	0
12/14	at Atlanta	0	0	0.0	0	0	0	0	0.0	0	0
12/21	KANSAS CITY	0	0	0.0	0	0	0	0	0.0	0	0
12/28	CINCINNATI	0	0	0.0	0	0	0	0	0.0	0	0
SEASON TOTALS		1	0	0.0	0	0	1	0	0.0	0	0

RECEIVING

Date	Opponent	FIRST HALF					SECOND HALF				
		Rec	Yds	Avg	Lg	TD	Rec	Yds	Avg	Lg	TD
9/7	CLEVELAND	0	0	0.0	0	0	0	0	0.0	0	0
9/11	at Baltimore	0	0	0.0	0	0	0	0	0.0	0	0
9/21	at Carolina	0	0	0.0	0	0	0	0	0.0	0	0
9/28	TAMPA BAY	0	0	0.0	0	0	0	0	0.0	0	0
10/5	at Jacksonville	1	12	12.0	12	0	0	0	0.0	0	0
10/12	at Cleveland	0	0	0.0	0	0	0	0	0.0	0	0
10/20	HOUSTON	0	0	0.0	0	0	0	0	0.0	0	0
10/26	INDIANAPOLIS	2	22	11.0	18	0	0	0	0.0	0	0
11/2	BALTIMORE	0	0	0.0	0	0	1	1	1.0	1	0
11/9	at N.Y. Jets	1	-5	-5.0	-5	0	0	0	0.0	0	0
11/17	at Tennessee	0	0	0.0	0	0	0	0	0.0	0	0
11/30	NEW ORLEANS	0	0	0.0	0	0	0	0	0.0	0	0
12/7	at Cincinnati	0	0	0.0	0	0	0	0	0.0	0	0
12/14	at Atlanta	0	0	0.0	0	0	0	0	0.0	0	0
12/21	KANSAS CITY	0	0	0.0	0	0	0	0	0.0	0	0
12/28	CINCINNATI	1	11	11.0	11	0	0	0	0.0	0	0
SEASON TOTALS		5	40	8.0	18	0	1	1	1.0	1	0

ANTONIO BROWN...BY THE HALF

Date	Opponent	FIRST HALF					SECOND HALF				
		Rec	Yds	Avg	Lg	TD	Rec	Yds	Avg	Lg	TD
9/7	CLEVELAND	5	116	23.2	41	1	0	0	0.0	0	0
9/11	at Baltimore	4	39	9.8	18	0	3	51	17.0	27	0
9/21	at Carolina	7	69	9.9	30	0	3	21	7.0	7t	2
9/28	TAMPA BAY	4	84	21.0	27t	2	3	47	15.7	27	0
10/5	at Jacksonville	3	38	12.7	23	0	2	46	23.0	30	0
10/12	at Cleveland	3	56	18.7	23	0	4	62	15.5	23	0
10/20	HOUSTON	4	31	7.8	12	0	5	59	11.8	30	0
10/26	INDIANAPOLIS	5	93	18.6	47t	2	5	40	8.0	18	0
11/2	BALTIMORE	4	43	10.8	17	0	7	101	14.4	54t	1
11/9	at N.Y. Jets	4	31	7.8	15	0	4	43	10.8	13	0
11/17	at Tennessee	6	64	10.7	17	0	3	27	9.0	12t	1
11/30	NEW ORLEANS	3	50	16.7	21	0	5	47	9.4	16	2
12/7	at Cincinnati	4	44	11.0	17	0	5	73	14.6	32	0
12/14	at Atlanta	5	76	15.2	28	0	5	47	9.4	15	0
12/21	KANSAS CITY	3	27	9.0	17	0	4	45	11.3	19	1
12/28	CINCINNATI	5	50	10.0	13	0	2	78	39.0	63t	1
SEASON TOTALS		69	911	13.2	47t	5	60	787	13.1	63t	8

RUSHING

Date	Opponent	FIRST HALF					SECOND HALF				
		Att	Yds	Avg	Lg	TD	Att	Yds	Avg	Lg	TD
9/7	CLEVELAND	0	0	0.0	0	0	0	0	0.0	0	0
9/11	at Baltimore	2	10	5.0	9	0	0	0	0.0	0	0
9/21	at Carolina	0	0	0.0	0	0	0	0	0.0	0	0
9/28	TAMPA BAY	0	0	0.0	0	0	0	0	0.0	0	0
10/5	at Jacksonville	0	0	0.0	0	0	0	0	0.0	0	0
10/12	at Cleveland	1	-2	-2.0	-2	0	0	0	0.0	0	0
10/20	HOUSTON	0	0	0.0	0	0	0	0	0.0	0	0
10/26	INDIANAPOLIS	0	0	0.0	0	0	1	5	5.0	5	0
11/2	BALTIMORE	0	0	0.0	0	0	0	0	0.0	0	0
11/9	at N.Y. Jets	0	0	0.0	0	0	0	0	0.0	0	0
11/17	at Tennessee	0	0	0.0	0	0	0	0	0.0	0	0
11/30	NEW ORLEANS	0	0	0.0	0	0	0	0	0.0	0	0
12/7	at Cincinnati	0	0	0.0	0	0	0	0	0.0	0	0
12/14	at Atlanta	0	0	0.0	0	0	0	0	0.0	0	0
12/21	KANSAS CITY	0	0	0.0	0	0	0	0	0.0	0	0
12/28	CINCINNATI	0	0	0.0	0	0	0	0	0.0	0	0
SEASON TOTALS		3	8	2.7	9	0	1	5	5.0	5	0

MARKUS WHEATON...BY THE HALF

Date	Opponent	FIRST HALF					SECOND HALF				
		Rec	Yds	Avg	Lg	TD	Rec	Yds	Avg	Lg	TD
9/7	CLEVELAND	4	66	16.5	40	0	2	31	15.5	20	0
9/11	at Baltimore	5	38	7.6	14	0	0	0	0.0	0	0
9/21	at Carolina	2	22	11.0	15	0	2	13	6.5	8	0
9/28	TAMPA BAY	3	59	19.7	31	0	1	-2	-2.0	-2	0
10/5	at Jacksonville	0	0	0.0	0	0	1	17	17.0	17	0
10/12	at Cleveland	1	6	6.0	6	0	3	27	9.0	9	0
10/20	HOUSTON	0	0	0.0	0	0	0	0	0.0	0	0
10/26	INDIANAPOLIS	2	27	13.5	18t	1	3	29	9.7	13	0
11/2	BALTIMORE	1	47	47.0	47t	1	1	15	15.0	15	0
11/9	at N.Y. Jets	0	0	0.0	0	0	4	41	10.3	12	0
11/17	at Tennessee	0	0	0.0	0	0	1	6	6.0	6	0
11/30	NEW ORLEANS	0	0	0.0	0	0	5	61	12.2	16	0
12/7	at Cincinnati	2	31	15.5	16	0	0	0	0	0	0
12/14	at Atlanta	3	23	7.7	9	0	2	43	21.5	30	0
12/21	KANSAS CITY	1	13	13.0	13	0	1	14	14.0	14	0
12/28	CINCINNATI	2	20	10.0	13	0	1	-3	-3.0	-3	0
SEASON TOTALS		26	352	13.5	47t	2	27	292	10.8	30	0

RUSHING

Date	Opponent	FIRST HALF					SECOND HALF				
		Att	Yds	Avg	Lg	TD	Att	Yds	Avg	Lg	TD
9/7	CLEVELAND	0	0	0.0	0	0	0	0	0.0	0	0
9/11	at Baltimore	1	12	12.0	12	0	1	10	10.0	10	0
9/21	at Carolina	0	0	0.0	0	0	0	0	0.0	0	0
9/28	TAMPA BAY	0	0	0.0	0	0	1	-7	-7.0	-7	0
10/5	at Jacksonville	0	0	0.0	0	0	0	0	0.0	0	0
10/12	at Cleveland	0	0	0.0	0	0	0	0	0.0	0	0
10/20	HOUSTON	0	0	0.0	0	0	0	0	0.0	0	0
10/26	INDIANAPOLIS	0	0	0.0	0	0	0	0	0.0	0	0
11/2	BALTIMORE	0	0	0.0	0	0	1	4	4.0	4	0
11/9	at N.Y. Jets	0	0	0.0	0	0	0	0	0.0	0	0
11/17	at Tennessee	0	0	0.0	0	0	0	0	0.0	0	0
11/30	NEW ORLEANS	0	0	0.0	0	0	0	0	0.0	0	0
12/7	at Cincinnati	0	0	0.0	0	0	0	0	0.0	0	0
12/14	at Atlanta	0	0	0.0	0	0	0	0	0.0	0	0
12/21	KANSAS CITY	0	0	0.0	0	0	0	0	0.0	0	0
12/28	CINCINNATI	0	0	0.0	0	0	0	0	0.0	0	0
SEASON TOTALS		1	12	12.0	12	0	3	7	2.3	10	0

MARTAVIS BRYANT...BY THE HALF

Date	Opponent	FIRST HALF					SECOND HALF				
		Rec	Yds	Avg	Lg	TD	Rec	Yds	Avg	Lg	TD
9/7	CLEVELAND					INACTIVE					
9/11	at Baltimore					INACTIVE					
9/21	at Carolina					INACTIVE					
9/28	TAMPA BAY					INACTIVE					
10/5	at Jacksonville					INACTIVE					
10/12	at Cleveland					INACTIVE					
10/20	HOUSTON	1	35	35.0	35t	1	1	5	5.0	5	0
10/26	INDIANAPOLIS	4	81	20.3	52	1	1	2	2.0	2t	1
11/2	BALTIMORE	2	26	13.0	19t	1	1	18	18.0	18t	1
11/9	at N.Y. Jets	0	0	0.0	0	0	4	143	35.8	80t	1
11/17	at Tennessee	2	11	5.5	8	0	0	0	0.0	0	0
11/30	NEW ORLEANS	1	23	23.0	23	0	0	0	0.0	0	0
12/7	at Cincinnati	1	0	0.0	0	0	3	109	36.3	94t	1
12/14	at Atlanta	2	27	13.5	14	0	1	4	4.0	4	0
12/21	KANSAS CITY	1	44	44.0	44	0	0	0	0.0	0	0
12/28	CINCINNATI	1	21	21.0	21t	1	0	0	0.0	0	0
SEASON TOTALS		15	268	17.9	52	4	11	281	25.5	94t	4

RUSHING

Date	Opponent	FIRST HALF					SECOND HALF				
		Att	Yds	Avg	Lg	TD	Att	Yds	Avg	Lg	TD
9/7	CLEVELAND					INACTIVE					
9/11	at Baltimore					INACTIVE					
9/21	at Carolina					INACTIVE					
9/28	TAMPA BAY					INACTIVE					
10/5	at Jacksonville					INACTIVE					
10/12	at Cleveland					INACTIVE					
10/20	HOUSTON	0	0	0.0	0	0	0	0	0.0	0	0
10/26	INDIANAPOLIS	0	0	0/0	0	0	0	0	0.0	0	0
11/2	BALTIMORE	0	0	0.0	0	0	1	3	3.0	3	0
11/9	at N.Y. Jets	0	0	0.0	0	0	0	0	0.0	0	0
11/17	at Tennessee	0	0	0.0	0	0	0	0	0.0	0	0
11/30	NEW ORLEANS	0	0	0.0	0	0	0	0	0.0	0	0
12/7	at Cincinnati	0	0	0.0	0	0	0	0	0.0	0	0
12/14	at Atlanta	0	0	0.0	0	0	0	0	0.0	0	0
12/21	KANSAS CITY	1	9	9.0	9	0	1	0	0.0	0	0
12/28	CINCINNATI	0	0	0.0	0	0	0	0	0.0	0	0
SEASON TOTALS		1	9	9.0	9	0	2	3	1.5	3	0

JUSTIN BROWN...BY THE HALF

Date	Opponent	FIRST HALF					SECOND HALF				
		Rec	Yds	Avg	Lg	TD	Rec	Yds	Avg	Lg	TD
9/7	CLEVELAND	1	12	12.0	12	0	2	26	13.0	18	0
9/11	at Baltimore	1	6	6.0	6	0	0	0	0.0	0	0
9/21	at Carolina	2	10	5.0	6	0	0	0	0.0	0	0
9/28	TAMPA BAY	1	5	5.0	5	0	0	0	0.0	0	0
10/5	at Jacksonville	0	0	0.0	0	0	3	26	8.7	11	0
10/12	at Cleveland	1	2	2.0	2	0	1	7	7.0	7	0
10/20	HOUSTON					INACTIVE					
10/26	INDIANAPOLIS					INACTIVE					
11/2	BALTIMORE					INACTIVE					
11/9	at N.Y. Jets	0	0	0.0	0	0	0	0	0.0	0	0
11/17	at Tennessee	0	0	0.0	0	0	0	0	0.0	0	0
11/30	NEW ORLEANS					INACTIVE					
12/7	at Cincinnati					INACTIVE					
12/14	at Atlanta					INACTIVE					
12/21	KANSAS CITY					INACTIVE					
12/28	CINCINNATI					INACTIVE					
SEASON TOTALS		6	35	5.8	12	0	6	59	9.8	18	0

LANCE MOORE...BY THE HALF

Date	Opponent	FIRST HALF					SECOND HALF				
		Rec	Yds	Avg	Lg	TD	Rec	Yds	Avg	Lg	TD
9/7	CLEVELAND					INACTIVE					
9/11	at Baltimore					INACTIVE					
9/21	at Carolina	0	0	0.0	0	0	0	0	0.0	0	0
9/28	TAMPA BAY	1	12	12.0	12	0	0	0	0.0	0	0
10/5	at Jacksonville	0	0	0.0	0	0	1	26	26.0	26	0
10/12	at Cleveland	0	0	0.0	0	0	1	26	26.0	26t	1
10/20	HOUSTON	1	3	3.0	3t	1	1	9	9.0	9	0
10/26	INDIANAPOLIS	2	33	16.5	26	0	0	0	0.0	0	0
11/2	BALTIMORE	1	4	4.0	4	0	0	0	0.0	0	0
11/9	at N.Y. Jets	1	15	15.0	15	0	1	13	13.0	13	0
11/17	at Tennessee	0	0	0.0	0	0	1	13	15.0	15	0
11/30	NEW ORLEANS	1	4	4.0	4	0	1	15	9.0	9	0
12/7	at Cincinnati	2	29	29.0	29	0	0	9	0.0	0	0
12/14	at Atlanta	1	0	0.0	0	0	0	0	0.0	0	0
12/21	KANSAS CITY	0	0	0.0	0	0	0	0	0.0	0	0
12/28	CINCINNATI	0	0	0.0	0	0	0	0	0.0	0	0
SEASON TOTALS		8	100	12.5	29	1	6	98	16.3	26t	1

DARRIUS HEYWARD-BEY...BY THE HALF

Date	Opponent	FIRST HALF					SECOND HALF				
		Rec	Yds	Avg	Lg	TD	Rec	Yds	Avg	Lg	TD
9/7	CLEVELAND	0	0	0.0	0	0	0	0	0.0	0	0
9/11	at Baltimore	0	0	0.0	0	0	0	0	0.0	0	0
9/21	at Carolina	0	0	0.0	0	0	0	0	0.0	0	0
9/28	TAMPA BAY	0	0	0.0	0	0	0	0	0.0	0	0
10/5	at Jacksonville	1	0	0.0	0	0	0	0	0.0	0	0
10/12	at Cleveland	0	0	0.0	0	0	0	0	0.0	0	0
10/20	HOUSTON	0	0	0.0	0	0	1	17	17.0	17	0
10/26	INDIANAPOLIS	0	0	0.0	0	0	1	16	16.0	16	0
11/2	BALTIMORE	0	0	0.0	0	0	0	0	0.0	0	0
11/9	at N.Y. Jets	0	0	0.0	0	0	0	0	0.0	0	0
11/17	at Tennessee	0	0	0.0	0	0	0	0	0.0	0	0
11/30	NEW ORLEANS	0	0	0.0	0	0	0	0	0.0	0	0
12/7	at Cincinnati	0	0	0.0	0	0	0	0	0.0	0	0
12/14	at Atlanta	0	0	0.0	0	0	0	0	0.0	0	0
12/21	KANSAS CITY	0	0	0.0	0	0	0	0	0.0	0	0
12/28	CINCINNATI	0	0	0.0	0	0	0	0	0.0	0	0
SEASON TOTALS		1	0	0.0	0	0	2	33	16.5	17	0

DRI ARCHER...BY THE HALF

Date	Opponent	FIRST HALF					SECOND HALF				
		Rec	Yds	Avg	Lg	TD	Rec	Yds	Avg	Lg	TD
9/7	CLEVELAND	0	0	0.0	0	0	0	0	0.0	0	0
9/11	at Baltimore					INACTIVE					
9/21	at Carolina					INACTIVE					
9/28	TAMPA BAY	1	1	1.0	1	0	0	0	0.0	0	0
10/5	at Jacksonville	2	8	4.0	7	0	0	0	0.0	0	0
10/12	at Cleveland	0	0	0.0	0	0	1	0	0.0	0	0
10/20	HOUSTON	0	0	0.0	0	0	0	0	0.0	0	0
10/26	INDIANAPOLIS	0	0	0.0	0	0	0	0	0.0	0	0
11/2	BALTIMORE	0	0	0.0	0	0	0	0	0.0	0	0
11/9	at N.Y. Jets	0	0	0.0	0	0	0	0	0.0	0	0
11/17	at Tennessee	1	-5	-5.0	-5	0					
11/30	NEW ORLEANS	0	0	0.0	0	0					
12/7	at Cincinnati					INACTIVE					
12/14	at Atlanta					INACTIVE					
12/21	KANSAS CITY	0	0	0.0	0	0					
12/28	CINCINNATI	0	0	0.0	0	0	2	19	9.5	15	0
SEASON TOTALS		4	4	1.0	17	0	3	19	6.3	15	0

RUSHING

Date	Opponent	FIRST HALF					SECOND HALF				
		Att	Yds	Avg	Lg	TD	Att	Yds	Avg	Lg	TD
9/7	CLEVELAND	1	4	4.0	4	0	0	0	0.0	0	0
9/11	at Baltimore					INACTIVE					
9/21	at Carolina					INACTIVE					
9/28	TAMPA BAY	0	0	0.0	0	0	0	0	0.0	0	0
10/5	at Jacksonville	0	0	0.0	0	0	1	2	2.0	2	0
10/12	at Cleveland	3	24	8.0	15	0	0	0	0.0	0	0
10/20	HOUSTON	0	0	0.0	0	0	2	7	3.5	9	0
10/26	INDIANAPOLIS	0	0	0.0	0	0	0	0	0.0	0	0
11/2	BALTIMORE	1	4	4.0	4	0	0	0	0.0	0	0
11/9	at N.Y. Jets	0	0	0.0	0	0	0	0	0.0	0	0
11/17	at Tennessee	0	0	0.0	0	0	0	0	0.0	0	0
11/30	NEW ORLEANS	0	0	0.0	0	0	1	0	0.0	0	0
12/7	at Cincinnati					INACTIVE					
12/14	at Atlanta					INACTIVE					
12/21	KANSAS CITY	0	0	0.0	0	0	0	0	0.0	0	0
12/28	CINCINNATI	0	0	0.0	0	0	1	-1	-1.0	-1	0
SEASON TOTALS		5	32	6.4	15	0	5	8	1.6	9	0

HEATH MILLER...BY THE HALF

Date	Opponent	FIRST HALF					SECOND HALF				
		Rec	Yds	Avg	Lg	TD	Rec	Yds	Avg	Lg	TD
9/7	CLEVELAND	3	26	8.7	11	0	0	0	0.0	0	0
9/11	at Baltimore	2	23	11.5	13	0	2	12	6.0	7	0
9/21	at Carolina	3	21	7.0	16	0	1	30	30.0	30	0
9/28	TAMPA BAY	5	29	5.8	9	0	5	56	11.2	19	1
10/5	at Jacksonville	2	33	16.5	27	0	1	13	13.0	13	0
10/12	at Cleveland	0	0	0.0	0	0	2	19	9.5	13	0
10/20	HOUSTON	1	13	13.0	13	0	0	0	0.0	0	0
10/26	INDIANAPOLIS	2	22	11.0	12	0	5	90	18.0	49	1
11/2	BALTIMORE	0	0	0.0	0	0	1	14	14.0	14	0
11/9	at N.Y. Jets	0	0	0.0	0	0	3	29	9.7	16	0
11/17	at Tennessee	4	55	13.8	23	0	1	16	16.0	16	0
11/30	NEW ORLEANS	3	38	12.7	23	0	5	44	8.8	12	0
12/7	at Cincinnati	1	1	1.0	1t	1	0	0	0.0	0	0
12/14	at Atlanta	2	17	8.5	9	0	2	51	25.5	26	0
12/21	KANSAS CITY	4	38	9.5	15	0	3	30	10.0	17	0
12/28	CINCINNATI	2	28	14.0	20	0	1	13	13.0	13	0
SEASON TOTALS		34	344	10.1	27	1	32	417	13.0	49	2

MATT SPAETH...BY THE HALF

Date	Opponent	FIRST HALF					SECOND HALF				
		Rec	Yds	Avg	Lg	TD	Rec	Yds	Avg	Lg	TD
9/7	CLEVELAND	0	0	0.0	0	0	0	0	0.0	0	0
9/11	at Baltimore	0	0	0.0	0	0	0	0	0.0	0	0
9/21	at Carolina	0	0	0.0	0	0	0	0	0.0	0	0
9/28	TAMPA BAY	0	0	0.0	0	0	0	0	0.0	0	0
10/5	at Jacksonville	0	0	0.0	0	0	0	0	0.0	0	0
10/12	at Cleveland	0	0	0.0	0	0	0	0	0.0	0	0
10/20	HOUSTON	0	0	0.0	0	0	0	0	0.0	0	0
10/26	INDIANAPOLIS	0	0	0.0	0	0	0	0	0.0	0	0
11/2	BALTIMORE	0	0	0.0	0	0	1	33	33.0	33t	1
11/9	at N.Y. Jets	0	0	0.0	0	0	0	0	0.0	0	0
11/17	at Tennessee	0	0	0.0	0	0	0	0	0.0	0	0
11/30	NEW ORLEANS	0	0	0.0	0	0	0	0	0.0	0	0
12/7	at Cincinnati	2	13	6.5	11	0	0	0	0.0	0	0
12/14	at Atlanta	0	0	0.0	0	0	0	0	0.0	0	0
12/21	KANSAS CITY					INACTIVE					
12/28	CINCINNATI	0	0	0.0	0	0	0	0	0.0	0	0
SEASON TOTALS		2	13	6.5	11	0	1	33	33.0	33t	1

MICHAEL PALMER...BY THE HALF

Date	Opponent	FIRST HALF					SECOND HALF				
		Rec	Yds	Avg	Lg	TD	Rec	Yds	Avg	Lg	TD
9/7	CLEVELAND	0	0	0.0	0	0	0	0	0.0	0	0
9/11	at Baltimore	0	0	0.0	0	0	0	0	0.0	0	0
9/21	at Carolina	0	0	0.0	0	0	0	0	0.0	0	0
9/28	TAMPA BAY	0	0	0.0	0	0	0	0	0.0	0	0
10/5	at Jacksonville	1	1	1.0	1t	1	0	0	0.0	0	0
10/12	at Cleveland	0	0	0.0	0	0	0	0	0.0	0	0
10/20	HOUSTON	0	0	0.0	0	0	0	0	0.0	0	0
10/26	INDIANAPOLIS	0	0	0.0	0	0	0	0	0.0	0	0
11/2	BALTIMORE	0	0	0.0	0	0	0	0	0.0	0	0
11/9	at N.Y. Jets	0	0	0.0	0	0	0	0	0.0	0	0
11/17	at Tennessee	0	0	0.0	0	0	0	0	0.0	0	0
11/30	NEW ORLEANS	0	0	0.0	0	0	0	0	0.0	0	0
12/7	at Cincinnati	0	0	0.0	0	0	0	0	0.0	0	0
12/14	at Atlanta	0	0	0.0	0	0	0	0	0.0	0	0
12/21	KANSAS CITY	0	0	0.0	0	0	0	0	0.0	0	0
12/28	CINCINNATI					INACTIVE					
SEASON TOTALS		1	1	1.0	1t	1	0	0	0.0	0	0

BEN ROETHLISBERGER...BY THE HALF

FIRST HALF

Date	Opponent	Att	Cmp	Pct	Yds	TD	Int	Lg	Rtg
9/7	CLEVELAND	22	16	72.7	278	1	1	41	111.0
9/11	at Baltimore	19	14	73.7	128	0	0	19	91.6
9/21	at Carolina	22	15	68.2	134	0	0	30	84.3
9/28	TAMPA BAY	24	19	79.2	205	2	0	31	130.0
10/5	at Jacksonville	20	13	65.0	116	1	0	27	97.1
10/12	at Cleveland	17	8	47.1	89	0	0	23	63.1
10/20	HOUSTON	17	12	70.6	170	2	0	43	141.8
10/26	INDIANAPOLIS	27	23	85.2	320	4	0	52	155.6
11/2	BALTIMORE	17	12	70.6	148	3	0	47t	136.8
11/9	at N.Y. Jets	15	11	73.3	54	0	1	15	50.4
11/17	at Tennessee	20	13	65.0	125	0	1	23	61.5
11/30	NEW ORLEANS	22	8	36.4	115	0	1	23	35.2
12/7	at Cincinnati	23	14	60.9	143	1	0	29	93.2
12/14	at Atlanta	21	16	76.2	210	0	0	44	107.2
12/21	KANSAS CITY	15	10	66.7	131	0	0	44	94.0
12/28	CINCINNATI	26	16	61.5	191	1	0	26	96.8
SEASON TOTALS		327	220	67.3	2557	15	4	52	100.9

SECOND HALF

Date	Opponent	Att	Cmp	Pct	Yds	TD	Int	Lg	Rtg
9/7	CLEVELAND	12	7	58.3	87	0	0	20	80.9
9/11	at Baltimore	18	8	44.4	89	0	1	27	36.6
9/21	at Carolina	8	7	87.5	62	2	0	30	138.5
9/28	TAMPA BAY	16	10	62.5	109	1	0	27	103.4
10/5	at Jacksonville	16	13	81.3	157	0	0	30	107.6
10/12	at Cleveland	25	13	52.0	139	1	1	26t	65.3
10/20	HOUSTON	16	11	68.8	95	0	0	30	84.1
10/26	INDIANAPOLIS	22	17	77.3	202	2	0	49	135.0
11/2	BALTIMORE	20	13	65.0	192	3	0	54t	135.8
11/9	at N.Y. Jets	28	19	67.9	289	1	1	80t	98.7
11/17	at Tennessee	12	8	66.7	82	1	0	16	113.9
11/30	NEW ORLEANS	36	24	66.7	320	2	1	48	101.6
12/7	at Cincinnati	16	11	68.8	207	2	0	94t	151.0
12/14	at Atlanta	14	11	78.6	150	0	0	30	111.3
12/21	KANSAS CITY	10	8	80.0	89	1	0	19	137.1
12/28	CINCINNATI	12	8	66.7	126	1	1	63t	94.4
SEASON TOTALS		281	188	66.9	2395	17	5	94t	106.1

RUSHING

Date	Opponent	FIRST HALF					SECOND HALF				
		Att	Yds	Avg	Lg	TD	Att	Yds	Avg	Lg	TD
9/7	CLEVELAND	1	7	7.0	7	0	2	1	0.5	1	0
9/11	at Baltimore	0	0	0.0	0	0	0	0	0.0	0	0
9/21	at Carolina	1	1	1.0	1	0	0	0	0.0	0	0
9/28	TAMPA BAY	1	2	2.0	2	0	1	2	2.0	2	0
10/5	at Jacksonville	0	0	0.0	0	0	3	-2	-0.7	0	0
10/12	at Cleveland	0	0	0.0	0	0	1	7	7.0	7	0
10/20	HOUSTON	1	5	5.0	5	0	3	-2	-0.7	0	0
10/26	INDIANAPOLIS	0	0	0.0	0	0	1	-1	-1.0	-1	0
11/2	BALTIMORE	0	0	0.0	0	0	2	1	0.5	1	0
11/9	at N.Y. Jets	0	0	0.0	0	0	1	0	0.0	0	0
11/17	at Tennessee	0	0	0.0	0	0	3	2	0.7	4	0
11/30	NEW ORLEANS	0	0	0.0	0	0	1	8	8.0	8	0
12/7	at Cincinnati	0	0	0.0	0	0	1	-1	-1.0	-1	0
12/14	at Atlanta	0	0	0.0	0	0	2	-2	-1.0	-1	0
12/21	KANSAS CITY	1	-1	-1.0	-1	0	3	-3	-1.0	-1	0
12/28	CINCINNATI	1	0	0.0	0	0	3	3	1.0	4	0
SEASON TOTALS		6	14	2.3	7	0	27	13	0.5	8	0

BRUCE GRADKOWSKI...BY THE HALF

FIRST HALF

Date	Opponent	Att	Cmp	Pct	Yds	TD	Int	Lg	Rtg
9/7	CLEVELAND					DNP			
9/11	at Baltimore					DNP			
9/21	at Carolina	0	0	0.0	0	0	0	0	0.0
9/28	TAMPA BAY					DNP			
10/5	at Jacksonville					DNP			
10/12	at Cleveland					DNP			
10/20	HOUSTON					DNP			
10/26	INDIANAPOLIS					DNP			
11/2	BALTIMORE					DNP			
11/9	at N.Y. Jets					DNP			
11/17	at Tennessee					DNP			
11/30	NEW ORLEANS					DNP			
12/7	at Cincinnati					DNP			
12/14	at Atlanta					DNP			
12/21	KANSAS CITY					DNP			
12/28	CINCINNATI					DNP			
SEASON TOTALS		0	0	0.0	0	0	0	0	0.0

SECOND HALF

Date	Opponent	Att	Cmp	Pct	Yds	TD	Int	Lg	Rtg
9/7	CLEVELAND					DNP			
9/11	at Baltimore					DNP			
9/21	at Carolina	0	0	0.0	0	0	0	0	0.0
9/28	TAMPA BAY					DNP			
10/5	at Jacksonville					DNP			
10/12	at Cleveland					DNP			
10/20	HOUSTON					DNP			
10/26	INDIANAPOLIS					DNP			
11/2	BALTIMORE					DNP			
11/9	at N.Y. Jets					DNP			
11/17	at Tennessee					DNP			
11/30	NEW ORLEANS					DNP			
12/7	at Cincinnati					DNP			
12/14	at Atlanta					DNP			
12/21	KANSAS CITY					DNP			
12/28	CINCINNATI					DNP			
SEASON TOTALS		0	0	0.0	0	0	0	0	0.0

RUSHING

Date	Opponent	FIRST HALF					SECOND HALF				
		Att	Yds	Avg	Lg	TD	Att	Yds	Avg	Lg	TD
9/7	CLEVELAND					DNP					
9/11	at Baltimore					DNP					
9/21	at Carolina	0	0	0.0	0	0	2	-2	-1.0	-1	0
9/28	TAMPA BAY					DNP					
10/5	at Jacksonville					DNP					
10/12	at Cleveland					DNP					
10/20	HOUSTON					DNP					
10/26	INDIANAPOLIS					DNP					
11/2	BALTIMORE					DNP					
11/9	at N.Y. Jets					DNP					
11/17	at Tennessee					DNP					
11/30	NEW ORLEANS					DNP					
12/7	at Cincinnati					DNP					
12/14	at Atlanta					DNP					
12/21	KANSAS CITY					DNP					
12/28	CINCINNATI					DNP					
SEASON TOTALS		0	0	0.0	0	0	2	-2	-1.0	-1	0

LANDRY JONES...BY THE HALF

FIRST HALF

Date	Opponent	Att	Cmp	Pct	Yds	TD	Int	Lg	Rtg
2014 Season						INACTIVE			
SEASON TOTALS		0	0	0.0	0	0	0	0	0.0

SECOND HALF

Date	Opponent	Att	Cmp	Pct	Yds	TD	Int	Lg	Rtg
2014 Season						INACTIVE			
SEASON TOTALS		0	0	0.0	0	0	0	0	0.0

RUSHING

Date	Opponent	Att	Yds	Avg	Lg	TD
2014 Season				INACTIVE		
SEASON TOTALS		0	0	0.0	0	0

QB BEN ROETHLISBERGER

ROETHLISBERGER'S CAREER 300-YARD PASSING GAMES (39)

REGULAR SEASON – 37 (19-18)

Date	Opponent	Att	Cmp	Yds	Pct	TD	Int	Lg	Rtg	Result
12/18/04	at N.Y. Giants	28	18	316	64.3	1	2	40	84.8	W, 33-30
12/4/05	CINCINNATI	41	29	386	70.7	3	3	41	94.2	L, 38-31
10/29/06	at Oakland	37	25	301	67.6	1	4	49	61.7	L, 20-13
11/5/06	DENVER	38	54	433	70.4	1	3	63	77.2	L, 31-20
10/5/08	at Jacksonville	41	26	309	63.4	3	1	48	100.6	W, 26-21
11/16/08	SAN DIEGO	41	31	308	75.6	0	0	30	96.4	W, 11-10
12/21/08	at Tennessee	39	25	329	64.1	2	2	31	86.4	L, 31-14
9/10/09	TENNESSEE	43	33	363	76.7	1	2	34t	89.6	W, 13-10
10/4/09	SAN DIEGO	33	26	333	79.0	2	0	35	128.9	W, 38-28
10/18/09	CLEVELAND	35	23	417	65.7	2	1	52t	113.6	W, 28-14
11/22/09	at Kansas City	42	32	398	76.2	3	2	41	109.0	L, 27-24 (OT)
12/20/09	GREEN BAY	46	29	503	63.0	3	0	60t	121.9	W, 37-36
10/24/10	at Miami	27	19	302	70.4	2	0	53t	132.0	W, 23-22
11/14/10	NEW ENGLAND	49	30	387	61.2	3	1	33t	97.9	L, 39-26
12/23/10	CAROLINA	32	22	320	68.8	1	0	43t	111.5	W, 27-3
9/25/11	at Indianapolis	37	25	364	67.6	1	1	81t	97.1	W, 23-20
10/23/11	at Arizona	39	26	361	66.7	3	0	95t	121.8	W, 32-20
10/30/11	NEW ENGLAND	50	36	365	72.0	2	1	26	97.5	W, 25-17
11/6/11	BALTIMORE	37	20	330	54.1	1	1	32	82.0	L, 23-20
12/19/11	at San Francisco	44	25	330	56.8	0	3	39	52.3	L, 20-3
9/23/12	at Oakland	49	36	384	73.5	4	0	22	123.2	L, 34-31
10/11/12	at Tennessee	40	24	363	60.0	1	1	82t	87.8	L, 26-23
12/16/12	at Dallas	40	24	339	60.0	2	1	60	93.6	L, 26-24 (OT)
9/22/13	CHICAGO	41	26	406	63.4	2	2	45	92.1	L, 40-23
9/29/13	vs. Minnesota	51	36	383	70.6	1	1	36	90.6	L, 34-27
11/3/13	at New England	48	28	400	58.3	4	2	42	95.8	L, 55-31
11/17/13	DETROIT	45	29	367	64.4	4	0	47t	119.4	W, 37-27
12/8/13	MIAMI	39	23	349	58.9	3	0	67	114.2	L, 34-28
9/7/14	CLEVELAND	34	23	365	67.6	1	1	41	100.7	W, 30-27
9/28/14	TAMPA BAY	40	29	314	72.5	3	0	31	120.2	L, 27-24
10/26/14	INDIANAPOLIS	49	40	522	81.6	6	0	52	150.6	W, 51-34
11/2/14	BALTIMORE	37	25	340	67.6	6	0	54t	136.3	W, 43-23
11/9/14	at N.Y. Jets	43	30	343	69.8	1	2	80t	81.8	L, 20-13
11/30/14	NEW ORLEANS	58	32	435	55.2	2	2	48	76.4	L, 35-32
12/7/14	at Cincinnati	39	25	350	64.1	3	0	94t	118.5	W, 42-21
12/14/14	at Atlanta	35	27	360	77.1	0	0	44	109.2	W, 27-20
12/28/14	CINCINNATI	38	24	317	63.2	2	1	63t	96.1	W, 27-17

POSTSEASON – 2 (0-2)

1/5/08	JACKSONVILLE	42	29	337	69.0	2	3	37	79.5	L, 29-31
1/3/15	BALTIMORE	45	31	334	68.9	1	2	44	79.3	L, 30-17

ROETHLISBERGER'S FOURTH QUARTER & GAME-WINNING DRIVES (36)

(Victories in which Roethlisberger has rallied the Steelers from a fourth-quarter deficit to tie or to win.)

REGULAR SEASON – 33

Date	Opponent	Down	Won	Go-Ahead Score	Drive	Clock at end	Passing
10/3/04	CINCINNATI	14-17	28-17	Bettis 1-yd. run	13-89; 6:41	9:03	2-3, 17 yds.
10/17/04	at Dallas	10-20	24-20	Bettis 2-yd. run	5-24; 1:50	0:30	2-2, 17 yds.
12/5/04	at Jacksonville	14-16	17-16	Reed 37-yd. FG	6-56; 1:37	0:18	3-3, 39 yds.
12/12/04	N.Y. JETS	3-3	17-6	Tuman 10-yd. pass from Bettis	8-80; 2:09	12:51	2-2, 47 yds.
12/18/04	at N.Y. Giants	26-30	33-30	Bettis 1-yd. run	7-67; 3:20	4:57	4-4, 69 yds.
10/10/05	at San Diego	21-22	24-22	Reed 40-yd. FG	11-40; 4:36	0:06	3-3, 19 yds.
10/31/05	BALTIMORE	17-19	20-19	Reed 37-yd. FG	8-60; 1:45	1:36	2-2, 37 yds.
11/12/06	NEW ORLEANS	24-24	38-31	Parker 3-yd. run	6-78; 3:34	14:55	0-0, 0 yds.
11/19/06	at Cleveland	10-20	24-20	Parker 4-yd. pass from Roethlisberger	11-77; 2:34	0:32	6-9, 72 yds.
12/31/06	at Cincinnati *	14-17	23-17(OT)	Holmes 67-yd. pass from Roethlisberger	3-78; 1:33	13:27	1-1, 67 yds.
11/11/07	CLEVELAND	21-16	31-28	Roethlisberger 30-yd. run	7-66; 3:15	11:32	2-4, 34 yds.
11/26/07	MIAMI	0-0	3-0	Reed 24-yd. FG	9-36; 3:56	0:17	4-5, 44 yds.
9/29/08	BALTIMORE *	20-20	23-20 (OT)	Reed 46-yd. FG	7-29; 3:56	8:55	2-3, 31 yds.
10/5/08	at Jacksonville	20-21	26-21	Ward 8-yd. pass from Roethlisberger	11-80; 4:40	1:53	6-8, 61 yds.
11/16/08	SAN DIEGO	8-10	11-10	Reed 32-yd. FG	13-73; 6:30	0:11	6-6, 61 yds.
12/7/08	DALLAS	3-13	20-13	Townsend 25-yd. INT	—; —	1:40	—
12/14/08	BALTIMORE	6-9	13-9	Holmes 4-yd. pass from Roethlisberger	12-92; 2:53	0:43	7-11, 89 yds.
9/10/09	TENNESSEE*	10-10	13-10 (OT)	Reed 33-yd. FG	10-63; 4:32	0:00	5-7, 60 yds.

12/20/09	GREEN BAY	30-36	37-36	Wallace 19-yd. pass from Roethlisberger	11-86; 2:06	0:00	6-11, 90 yds
12/27/09	BALTIMORE	20-20	23-20	Reed 38-yd. FG	8-44; 3:38	5:25	5-7, 44 yds
10/24/10	at Miami	20-22	23-22	Reed 18-yd. FG	8-47; 2:51	2:26	2-2, 31 yds.
11/28/10	at Buffalo*	16-16	19-16 (OT)	Suisham 41-yd. FG	13-58; 7:06	0:00	1-3, 17 yds.
12/5/10	at Baltimore	6-10	13-10	Redman 9-yd. pass from Roethlisberger	3-9; 0:22	2:51	1-3, 9 yds.
9/25/11	at Indianapolis	20-20	23-20	Suisham 38-yd. FG	10-60; 2:05	0:04	3-4, 39 yds.
10/7/12	PHILADELPHIA	13-14	16-14	Suisham 34-yd. FG	14-64; 6:33	0:00	4-5, 50 yds.
10/21/12	at Cincinnati	17-17	24-17	Rainey 11-yd. run	8-67; 4:42	14:16	5-5, 54 yds.
11/4/12	at N.Y. Giants	17-20	24-20	Redman 1-yd. run	9-51; 4:53	4:02	2-4, 26 yds.
10/20/13	BALTIMORE	16-16	19-16	Suisham 42-yd. FG	7-39; 1:58	0:00	3-4, 31 yds.
11/17/13	DETROIT	23-27	37-27	W. Johnson 1-yd. pass from Roethlisberger	16-97; 8:03	4:46	7-10, 82 yds.
12/22/13	at Green Bay	31-31	38-31	Bell 1-yd. run	5-17; 0:26	1:25	1-2, 5 yds.
9/7/14	CLEVELAND	27-27	30-27	Suisham 41 yd. FG	5-33; 0:47	0:00	3-4, 33 yds.
11/17/14	at Tennessee	13-24	27-24	A. Brown 12 yd. pass from Roethlisberger	8-65; 4:02	9:01	4-5, 45 yds.
12/7/14	at Cincinnati	20-21	42-21	Bell 13 yd. run	4-24; 1:18	11:27	1-2, 8 yds.

POSTSEASON – 3

1/15/05	N.Y. JETS (OT)	10-17	20-17	Reed 33-yd. FG	14-72; 8:19	3:56	3-4, 32 yds.
2/1/09	vs. Arizona	20-23	27-23	Holmes 6-yd. pass from Roethlisberger	8-78; 2:02	0:35	5-7, 84 yds.
1/15/11	vs. Baltimore	24-24 (tied)	31-24	Mendenhall 1-yd. run	11-65; 2:21	1:31	2-6, 70 yds.

* Overtime

ROETH LISBERGER'S 3+ TOUCHDOWN GAMES (31)

REGULAR SEASON – 30 (19-11)

Date	Opponent	Att	Comp	Yds	Pct	TD	Int	LG	Rating	Result
12/4/05	CINCINNATI	41	29	386	70.7	3	3	41	94.2	L, 38-31
10/22/06	at Atlanta	22	16	238	72.7	3	0	36	147.3	L, 41-38 (OT)
11/12/06	NEW ORLEANS	28	17	264	60.7	3	0	46	127.7	W, 38-31
9/9/07	at Cleveland	23	12	161	52.2	4	0	40	114.3	W, 34-7
10/21/07	at Denver	35	24	290	68.6	4	2	40	108.0	L, 31-28
11/5/07	BALTIMORE	16	13	209	81.3	5	0	45	158.3	W, 38-7
12/16/07	JACKSONVILLE	32	15	142	46.9	3	0	30	90.9	L, 29-22
12/20/07	at St. Louis	20	16	261	80.0	3	0	83	158.3	W, 41-24
10/5/08	at Jacksonville	41	26	309	63.4	3	1	48	100.6	W, 26-21
10/11/09	at Detroit	30	23	277	76.6	3	1	47t	123.9	W, 28-20
11/9/09	at Denver	29	21	233	72.4	3	1	35	116.0	W, 28-10
11/22/09	at Kansas City	42	32	398	76.2	3	2	41	109.0	L, 27-24
12/20/09	GREEN BAY	46	29	503	63.0	3	0	60t	121.9	W, 37-36
1/3/10	at Miami	27	18	220	66.6	3	0	54t	128.6	W, 30-24
10/17/10	CLEVELAND	27	16	257	59.3	3	1	50	112.7	W, 28-10
11/14/10	NEW ENGLAND	49	30	387	61.2	3	1	33t	97.9	L, 39-26
11/21/10	OAKLAND	29	18	275	62.1	3	0	52t	127.8	W, 35-3
10/9/11	TENNESSEE	34	24	228	70.6	5	1	40t	116.2	W, 38-17
10/23/11	at Arizona	39	26	361	66.7	3	0	95t	121.8	W, 32-20
9/23/12	at Oakland	49	36	384	73.5	4	0	22	123.2	L, 34-31
10/28/12	WASHINGTON	33	24	222	72.7	3	0	27	121.0	W, 27-12
12/9/12	SAN DIEGO	42	22	285	52.4	3	1	40t	87.9	L, 34-24
12/30/12	CLEVELAND	23	15	134	65.2	3	0	16	120.3	W, 24-10
11/3/13	at New England	48	28	400	58.3	4	2	42	95.8	L, 55-31
11/17/13	DETROIT	45	29	367	64.4	4	0	47t	119.4	W, 37-27
12/8/13	MIAMI	39	23	349	58.9	3	0	67	114.2	L, 34-28
9/28/14	TAMPA BAY	40	29	314	72.5	3	0	31	120.2	L, 27-24
10/26/14	INDIANAPOLIS	49	40	522	81.6	6	0	52	150.6	W, 51-34
11/2/14	BALTIMORE	37	25	340	67.6	6	0	54t	136.3	W, 43-23
12/7/14	at Cincinnati	39	25	350	34.1	3	0	94t	118.5	W, 42-21

POSTSEASON – 1 (1-0)

1/8/06	at Cincinnati	19	14	208	73.7	3	0	54	148.7	W, 31-17
--------	---------------	----	----	-----	------	---	---	----	-------	----------

ROETH LISBERGER'S 100+ PASSER RATING GAMES (69)

REGULAR SEASON – 66 (59-7)

Date	Opponent	Att	Comp	Yds	Pct	TD	Int	LG	Rating	Result
12/20/07	at St. Louis	20	16	261	80.0	3	0	83	158.3	W, 41-24
11/5/07	BALTIMORE	16	13	209	81.3	5	0	45	158.3	W, 38-7
9/11/05	TENNESSEE	11	9	218	81.8	2	0	63t	158.3	W, 34-7
12/5/04	at Jacksonville	17	14	221	82.5	2	0	37t	158.0	W, 17-16
10/15/06	KANSAS CITY	19	16	238	84.2	2	0	50	153.8	W, 45-7
10/26/14	INDIANAPOLIS	49	40	522	81.6	6	0	52	150.6	W, 51-34
10/22/06	at Atlanta	22	16	238	72.7	3	0	36	147.3	L, 41-38
9/7/08	HOUSTON	14	13	137	92.9	2	0	29	147.0	W, 38-17
1/2/11	at Cleveland	22	15	280	68.2	2	0	56t	141.3	W, 41-9

9/18/05	at Houston	21	14	254	66.7	2	0	54	139.8	W, 27-7
11/2/14	BALTIMORE	37	25	340	67.6	6	0	54t	136.3	W, 43-23
10/24/10	at Miami	27	19	302	70.4	2	0	53t	132.0	W, 23-22
12/8/11	CLEVELAND	21	16	280	76.2	2	1	79t	129.6	W, 14-3
10/4/09	SAN DIEGO	33	26	333	79.0	2	0	35	128.9	W, 38-28
1/3/10	at Miami	27	18	220	66.6	3	0	54t	128.6	W, 30-24
11/21/10	OAKLAND	29	18	275	62.1	3	0	52t	127.8	W, 35-3
11/12/06	NEW ORLEANS	28	17	264	60.7	3	0	46	127.7	W, 38-31
10/31/04	NEW ENGLAND	24	18	196	75.0	2	0	47t	126.4	W, 34-20
10/17/04	at Dallas	25	21	193	84.0	2	0	32	125.5	W, 24-20
9/16/12	N.Y. JETS	31	24	275	77.4	2	0	37t	125.1	W, 27-10
12/26/04	BALTIMORE	19	14	221	73.7	2	1	36t	125.1	W, 20-7
10/11/09	at Detroit	30	23	277	76.6	3	1	47t	123.9	W, 28-20
12/6/09	OAKLAND	24	18	278	75.0	2	1	57	123.3	L, 27-24
9/23/12	at Oakland	49	36	384	73.5	4	0	22	123.2	L, 34-31
12/20/09	GREEN BAY	46	29	503	63.0	3	0	60t	121.9	W, 37-36
10/23/11	at Arizona	39	26	361	66.7	3	0	95t	121.8	W, 32-20
10/28/12	WASHINGTON	33	24	222	72.7	3	0	27	121.0	W, 27-12
10/7/07	SEATTLE	22	18	206	81.8	1	0	25	120.8	W, 21-0
12/30/12	CLEVELAND	23	15	134	65.2	3	0	16	120.3	W, 24-10
9/28/14	TAMPA BAY	40	29	314	72.5	3	0	31	120.2	L, 27-24
12/24/05	at Cleveland	20	13	226	65.0	1	0	46	120.0	W, 41-0
11/17/13	DETROIT	45	29	367	64.4	4	0	47t	119.4	W, 37-27
12/7/14	at Cincinnati	39	25	350	64.1	3	0	94t	118.5	W, 42-21
12/4/11	CINCINNATI	23	15	176	65.2	2	0	45	117.3	W, 35-7
10/9/11	TENNESSEE	34	24	228	70.6	5	1	40t	116.2	W, 38-17
11/9/09	at Denver	29	21	233	72.4	3	1	35	116.0	W, 28-10
9/18/11	SEATTLE	30	22	298	73.3	1	0	53	115.7	W, 24-0
9/9/07	at Cleveland	23	12	161	52.2	4	0	40	114.3	W, 34-7
12/8/13	MIAMI	39	23	349	58.9	3	0	62	114.2	L, 34-28
10/20/14	HOUSTON	33	23	265	69.7	2	0	43	113.8	W, 30-23
10/13/13	at N.Y. Jets	30	23	264	76.7	1	0	55t	113.8	W, 19-6
10/18/09	CLEVELAND	35	23	417	65.7	2	1	52t	113.6	W, 28-14
10/17/10	CLEVELAND	27	16	257	59.3	3	1	50	112.7	W, 28-10
9/21/14	at Carolina	30	22	196	73.3	2	0	30	112.6	W, 37-19
12/21/14	KANSAS CITY	25	18	220	72.0	1	0	44	112.1	W, 20-12
12/23/10	CAROLINA	32	22	320	68.8	1	0	43t	111.5	W, 27-3
9/14/08	at Cleveland	20	13	179	65.0	1	0	48	110.2	W, 10-6
10/28/07	at Cincinnati	26	19	230	73.1	2	1	42	109.5	W, 24-13
11/7/04	PHILADELPHIA	18	11	183	61.1	2	1	47	109.3	W, 27-3
12/14/14	at Atlanta	35	27	360	77.1	0	0	44	109.2	W, 27-20
12/11/05	CHICAGO	20	13	173	65.0	1	0	45	109.0	W, 21-9
11/22/09	at Kansas City	42	32	398	76.2	3	2	41	109.0	L, 27-24
10/19/08	at Cincinnati	28	17	216	60.7	2	0	50t	108.6	W, 38-10
10/21/07	at Denver	35	24	290	68.6	4	2	40	108.0	L, 31-28
10/10/04	CLEVELAND	21	16	231	76.2	1	1	48	107.4	W, 34-23
10/20/13	BALTIMORE	23	17	160	73.9	1	0	19	107.2	W, 19-16
9/23/07	SAN FRANCISCO	20	13	160	65.0	1	0	29	106.2	W, 37-16
12/7/06	CLEVELAND	21	11	225	52.0	1	0	49t	106.2	W, 27-7
10/2/05	at San Diego	26	17	225	65.4	1	0	33	105.4	W, 24-22
11/21/04	at Cincinnati	21	15	138	71.4	1	0	26	104.9	W, 19-14
10/5/14	at Jacksonville	36	26	273	72.2	1	0	30	103.1	W, 17-9
11/24/13	at Cleveland	34	22	217	64.7	2	0	41t	102.2	W, 27-11
12/17/06	at Carolina	17	10	125	58.8	1	0	21	101.3	W, 37-3
10/3/04	CINCINNATI	25	17	174	68.0	1	0	30	101.1	W, 28-17
9/7/14	CLEVELAND	34	23	365	67.6	1	1	41	100.7	W, 30-27
10/5/08	at Jacksonville	41	26	309	63.4	3	1	48t	100.6	W, 26-21

POSTSEASON – 3 (3-0)

1/8/06	at Cincinnati	19	14	208	73.7	3	0	54	148.7	W, 31-17
1/22/06	at Denver	29	21	275	72.4	2	0	30	124.9	W, 34-17
1/15/11	BALTIMORE	32	19	226	59.4	2	0	58	101.8	W, 31-24

ROETHLISBERGER IN CLOSE GAMES (INCLUDING POSTSEASON)

Date	Opponent	Score	Result	Margin
10/17/04	at Dallas	24-20	W	+4
11/21/04	at Cincinnati	19-14	W	+5
12/5/04	at Jacksonville	17-16	W	+1
12/18/05	at N.Y. Giants	33-30	W	+3
1/15/05	N.Y. JETS * #	20-17	W	+3

9/25/05	NEW ENGLAND	23-20	L	-3
10/10/05	at San Diego	24-22	W	+2
10/31/05	BALTIMORE	20-19	W	+1
1/15/06	at Indianapolis #	21-18	W	+3
10/22/06	at Atlanta	41-38 (OT)	L	-3
11/19/06	at Cleveland	24-20	W	+4
12/31/06	at Cincinnati	23-17 (OT)	W	+6
10/21/07	at Denver	31-28	L	-3
11/11/07	CLEVELAND	31-28	W	+3
11/18/07	at N.Y. Jets	19-16 (OT)	L	-3
11/26/07	MIAMI	3-0	W	+3
1/5/08	JACKSONVILLE #	31-29	L	-2
9/14/08	at Cleveland	10-6	W	+4
9/29/08	BALTIMORE *	23-20 (OT)	W	+3
10/5/08	at Jacksonville	26-21	W	+5
11/9/08	INDIANAPOLIS	24-20	L	-4
11/16/08	SAN DIEGO	11-10	W	+1
12/14/08	at Baltimore	13-9	W	+4
2/1/08	vs. Arizona #	27-23	W	+4
9/10/09	TENNESSEE	13-10 (OT)	W	+3
9/20/09	at Chicago	17-14	L	-3
9/27/09	at Cincinnati	23-20	L	-3
11/22/09	at Kansas City	27-24	L	-3
12/6/09	OAKLAND	27-24	L	-3
12/20/09	GREEN BAY	27-26	W	+1
12/27/09	BALTIMORE	23-20	W	+3
10/24/10	at Miami	23-22	W	+1
11/8/10	at Cincinnati	27-21	W	+6
11/28/10	at Buffalo *	19-16 (OT)	W	+3
12/5/10	at Baltimore	13-10	W	+3
12/19/10	N.Y. JETS	22-17	L	-5
1/23/11	N.Y. JETS #	24-19	W	+5
2/5/11	vs. Green Bay #	31-25	L	-6
9/25/11	at Indianapolis	23-20	W	+3
10/16/11	JACKSONVILLE	17-13	W	+4
11/6/11	BALTIMORE	23-20	L	-3
11/27/11	at Kansas City	13-9	W	+4
1/1/12	at Cleveland	13-9	W	+4
1/8/12	at Denver #	29-23 (OT)	L	-6
9/23/12	at Oakland	34-31	L	-3
10/7/12	PHILADELPHIA	16-14	W	+2
10/11/12	at Tennessee	26-23	L	-3
11/4/12	at N.Y. Giants	24-20	W	+4
11/12/12	KANSAS CITY*	16-13 (OT)	W	+3
12/16/12	at Dallas*	27-24 (OT)	L	-3
12/23/12	CINCINNATI	13-10	L	-3
10/20/13	BALTIMORE	19-16	W	+3
10/27/13	at Oakland	21-18	L	-3
11/28/13	at Baltimore	22-20	L	-2
12/8/13	MIAMI	34-28	L	-6
9/7/14	CLEVELAND	30-27	W	+3
9/28/14	TAMPA BAY	27-24	L	-3
11/17/14	at Tennessee	27-24	W	+3
11/30/14	NEW ORLEANS	35-32	L	-3

*Overtime #Postseason

Overall Record in Games Decided By Six Points or Less: 36-23

ROETHLISBERGER'S MISCELLANEOUS CAREER STATISTICS

Roethlisberger's Career Touchdown Passes (By Target): (272 Total)

REGULAR SEASON – 251

Hines Ward (40); Heath Miller (39); Mike Wallace (29); Antonio Brown (28); Santonio Holmes (18); Jericho Cotchery (12); Emmanuel Sanders (11); Nate Washington (11); Martavis Bryant (8); Matt Spaeth (7); Plaxico Burress (6); Mewelde Moore (4); Willie Parker (4); Jerame Tuman (4); Le'Veon Bell (3); Najeh Davenport (3); Antwaan Randle El (3); Will Johnson (2); Rashard Mendenhall (2); Leonard Pope (2); Isaac Redman (2); Jay Riemersma (2); Markus Wheaton (2); Verron Haynes (1); David Johnson (1); Dan Kreider (1); Lance Moore (1); Quincy Morgan (1); Derek Moye (1); Michael Palmer (1); Weslye Saunders (1); Cedrick Wilson (1).

POSTSEASON – 21

Hines Ward (6); Heath Miller (4); Santonio Holmes (3); Cedrick Wilson (2); Martavis Bryant (1); Plaxico Burress (1); Jericho Cotchery (1); Willie Parker (1); Antwaan Randle El (1); Mike Wallace (1).

Roethlisberger's Career Rushing Touchdowns: (18 Total)**REGULAR SEASON – 15**

Date	Opponent	Play	Result
10/10/04	CLEVELAND	Roethlisberger 6-yd. run	W, 34-23
10/10/05	at San Diego	Roethlisberger 7-yd. run	W, 24-22
12/18/05	at Minnesota	Roethlisberger 3-yd. run	W, 18-3
1/1/06	DETROIT	Roethlisberger 7-yd. run	W, 35-21
12/7/06	CLEVELAND	Roethlisberger 2-yd. run	W, 27-7
12/17/06	at Carolina	Roethlisberger 1-yd. run	W, 37-3
11/11/07	CLEVELAND	Roethlisberger 30-yd. run	W, 31-28
12/2/07	CINCINNATI	Roethlisberger 6-yd. run	W, 24-10
11/3/08	at Washington	Roethlisberger 1-yd. run	W, 23-6
11/20/08	CINCINNATI	Roethlisberger 8-yd. run	W, 27-10
9/20/09	at Chicago	Roethlisberger 2-yd. run	L, 17-14
9/27/09	at Cincinnati	Roethlisberger 1-yd. run	L, 23-20
11/21/10	OAKLAND	Roethlisberger 16-yd. run	W, 35-3
12/23/10	CAROLINA	Roethlisberger 1-yd. run	W, 27-3
12/22/13	at Green Bay	Roethlisberger 13-yd. run	W, 38-31

POSTSEASON – 3

Date	Opponent	Play	Result
1/2/06	at Denver	Roethlisberger 4-yd. run	W, 34-17
2/5/06	vs. Seattle	Roethlisberger 1-yd. run	W, 21-10
1/23/11	N.Y. JETS	Roethlisberger 2-yd. run	W, 24-19

RB LE'VEON BELL**100 YARD GAMES (RUSHING) – Regular Season (5)**

Date	Opponent	Att	Yds	Avg	TDs	Result
12/22/13	at Green Bay	26	124	4.8	1	W
9/7/14	CLEVELAND	21	109	5.2	1	W
9/21/14	at Carolina	21	147	7.0	0	W
11/17/14	at Tennessee	33	204	6.2	1	W
12/7/14	at Cincinnati	26	185	7.1	2	W

MULTI-TOUCHDOWN GAMES – Regular Season (3)

Date	Opponent	Att	Yds	Avg	TDs	Result
9/29/13	at Minnesota (London)	16	57	3.6	2	L
12/7/14	at Cincinnati	26	185	7.1	3 (one receiving)	W
12/14/14	at Atlanta	20	47	2.4	2	W

100 YARD GAMES (RECEIVING) – Regular Season (1)

Date	Opponent	Yds	Rec	Avg	Lg	TD	Result
11/30/14	NEW ORLEANS	159	8	19.9	48	0	L

SEVEN OR MORE RECEPTIONS – Regular Season (4)

Date	Opponent	Rec	Yds	Avg	Lg	TD	Result
11/28/13	at Baltimore	7	63	9.0	29	0	L
10/20/14	HOUSTON	8	88	11.0	43	1	W
11/9/14	at N.Y. Jets	8	33	4.1	10	0	L
11/30/14	NEW ORLEANS	8	159	19.9	48	0	L

40+ YARD RECEPTIONS – Regular Season (4)

Date	Opponent	Lg	Result
11/30/14	NEW ORLEANS	48	L
12/14/14	at Atlanta	44	W
10/20/14	HOUSTON	43	W
11/17/13	DETROIT	43	W

TE HEATH MILLER

100 YARD GAMES – Regular Season (3)

Date	Opponent	Yds	Rec	Avg	Lg	TD	Result
9/7/06	MIAMI	101	3	33.7	87t	1	W
12/20/09	GREEN BAY	118	7	16.9	27	0	W
10/26/14	INDIANAPOLIS	112	7	16.0	49	1	W

MULTI-TOUCHDOWN GAMES – Regular Season (4)

Date	Opponent	Rec	Yds	Avg	Lg	TD	Result
10/31/05	BALTIMORE	3	18	6.0	8t	2	W
10/21/07	at Denver	5	50	10.0	27	2	L
10/4/09	SAN DIEGO	8	70	8.8	18	2	W
9/23/12	at Oakland	8	60	7.5	16	2	L

40+ YARD RECEPTIONS – Regular Season (6)

Date	Opponent	Lg	Result
9/7/06	MIAMI	87t	W
12/18/05	at Minnesota	50	W
10/26/14	INDIANAPOLIS	49	W
12/2/12	at Baltimore	43	W
1/1/06	DETROIT	43	W
11/22/09	at Kansas City	41	L

SEVEN OR MORE RECEPTIONS – Regular Season (13)

Date	Opponent	Rec	Yds	Avg	Lg	TD	Result
9/10/09	TENNESSEE	8	64	8.0	14	0	W
10/4/09	SAN DIEGO	8	70	8.8	18	2	W
11/22/09	at Kansas City	7	95	13.6	41	1	L
12/20/09	GREEN BAY	7	118	16.9	27	0	W
10/30/11	NEW ENGLAND	7	85	12.1	19	0	W
9/23/12	at Oakland	8	60	7.5	16	2	L
12/16/12	at Dallas	7	92	13.1	30t	1	L
11/17/13	DETROIT	8	67	8.4	21	0	W
11/28/13	at Baltimore	8	86	10.8	21	0	L
9/28/14	TAMPA BAY	10	85	8.5	19	1	L
10/26/14	INDIANAPOLIS	7	112	16.0	49	1	W
11/30/14	NEW ORLEANS	8	82	10.3	23	0	L
12/21/14	KANSAS CITY	7	68	9.7	17	0	W

SEVEN OR MORE RECEPTIONS – Postseason (1)

Date	Opponent	Rec	Yds	Avg	Lg	TD	Result
1/8/08	JACKSONVILLE	8	85	10.6	16	1	L

WR ANTONIO BROWN

100 YARD GAMES – Regular Season (16)

Date	Opponent	Yds	Rec	Avg	Lg	TD	Result
10/23/11	at Arizona	102	7	14.6	20	0	W
11/6/11	BALTIMORE	109	5	21.8	32	0	L
12/8/11	CLEVELAND	151	5	30.2	79t	1	W
9/22/13	CHICAGO	196	9	21.8	45	2	L
11/11/13	BUFFALO	104	6	17.3	40	0	W
11/17/13	DETROIT	147	7	21.0	47t	2	W
12/8/13	MIAMI	137	5	27.4	56	1	L
12/22/13	at Green Bay	105	6	17.5	36	0	W
9/7/14	CLEVELAND	116	5	23.2	41	1	W
9/28/14	TAMPA BAY	131	7	18.7	27t	2	L
10/12/14	at Cleveland	118	7	16.9	23	0	L
10/26/14	INDIANAPOLIS	133	10	13.3	47t	2	W
11/2/14	BALTIMORE	144	11	13.1	54t	1	W
12/7/14	at Cincinnati	117	9	13.0	32	0	W
12/14/14	at Atlanta	123	10	12.3	28	0	W
12/28/14	CINCINNATI	128	7	18.3	63t	1	W

100 YARD GAMES – Postseason (1)

Date	Opponent	Yds	Rec	Avg	Lg	TD	Result
1/3/15	BALTIMORE	117	9	13.0	44	0	L

40+ YARD RECEPTIONS – Regular Season (14)

Date	Opponent	Lg	Result
12/8/11	CLEVELAND	79t	W
12/28/14	CINCINNATI	63t	W
12/23/12	CINCINNATI	60	L
12/8/13	MIAMI	56	L
11/2/14	BALTIMORE	54t	W
10/26/14	INDIANAPOLIS	47t	W
11/17/13	DETROIT	47t	W
9/22/13	CHICAGO	45	L
12/4/11	CINCINNATI	45	W
12/8/13	MIAMI	43t	L
9/7/14	CLEVELAND	41	W
11/24/13	at Cleveland	41t	W
11/11/13	BUFFALO	40	W
1/1/12	at Cleveland	40	W

40+ YARD RECEPTIONS – Postseason (2)

Date	Opponent	Lg	Result
1/15/11	BALTIMORE	58	W
1/3/15	BALTIMORE	44	L

SEVEN OR MORE RECEPTIONS – Regular Season (26)

Date	Opponent	Rec	Yds	Avg	Lg	TD	Result
10/23/11	at Arizona	7	102	14.6	20	0	W
10/30/11	NEW ENGLAND	9	67	7.4	19	1	W
9/16/12	NEW YORK JETS	7	79	11.3	25	0	W
9/23/12	at Oakland	7	87	12.4	20	1	L
10/7/12	PHILADELPHIA	7	86	12.3	20	0	W
10/21/12	at Cincinnati	7	96	13.7	23	0	W
12/16/12	at Dallas	8	76	9.5	18	1	L
9/22/13	CHICAGO	9	196	21.8	45	2	L
9/29/13	at Minnesota (London)	12	88	7.3	15	0	L
10/13/13	at N.Y. Jets	9	86	9.6	16	0	W
10/27/13	at Oakland	9	82	9.1	21	0	L
11/17/13	DETROIT	7	147	21.0	47t	2	W
12/29/13	CLEVELAND	9	87	9.7	24	0	W
9/11/14	at Baltimore	7	90	12.9	27	0	L
9/21/14	at Carolina	10	90	9.0	30	2	W
9/28/14	TAMPA BAY	7	131	18.7	27t	2	L
10/12/14	at Cleveland	7	118	16.9	23	0	L
10/20/14	HOUSTON	9	90	10.0	30	0	W
10/26/14	INDIANAPOLIS	10	133	13.3	47t	2	W
11/2/14	BALTIMORE	11	144	13.1	54t	1	W
11/17/14	at Tennessee	9	91	10.1	17	1	W
11/30/14	NEW ORLEANS	8	97	12.1	21	2	L
12/7/14	at Cincinnati	9	117	13.0	32	0	W
12/14/14	at Atlanta	10	123	12.3	28	0	W
12/21/14	KANSAS CITY	7	72	10.3	19	1	W
12/28/14	CINCINNATI	7	128	18.3	63t	1	W

SEVEN OR MORE RECEPTIONS – Postseason (1)

Date	Opponent	Rec	Yds	Avg	Lg	TD	Result
1/3/15	BALTIMORE	9	117	13.0	44	0	L

MULTI-TOUCHDOWN GAMES – Regular Season (6)

Date	Opponent	Rec	Yds	Avg	Lg	TD	Result
9/22/13	CHICAGO	9	196	21.8	45	2	L
11/17/13	DETROIT	7	147	21.0	47t	2	W
9/21/14	at Carolina	10	90	9.0	30	2	W
9/28/14	TAMPA BAY	7	131	18.7	27t	2	L
10/26/14	INDIANAPOLIS	10	133	13.3	47t	2	W
11/30/14	NEW ORLEANS	9	87	12.1	21	2	L

KICKOFF RETURNS OF 30+ YARDS (11)

Date	Opponent	Yards	Yard Line Returned to	Result of Ensuing Drive
9/19/10	at Tennessee	89t	---	Touchdown (0-0; 0:14)
10/9/11	TENNESSEE	52	PIT 50	Touchdown (10-50; 5:17)
9/11/11	at Baltimore	41	PIT 32	Touchdown (10-68; 6:26)
12/19/11	at San Francisco	36	PIT 30	Interception
10/31/11	NEW ENGLAND	34	PIT 32	Touchdown (11-68; 5:52)
10/16/11	JACKSONVILLE	34	PIT 25	Punt
10/9/11	TENNESSEE	31	PIT 23	Punt
9/11/11	at Baltimore	31	PIT 27	Punt
9/11/11	at Baltimore	31	PIT 24	Fumble
12/24/11	ST. LOUIS	30	PIT 27	Suisham 49-yd. FG (9-42; 5:41)
10/23/11	at Arizona	30	PIT 25	Suisham 41-yd. FG (8-52; 1:20)

PUNT RETURNS OF 20+ YARDS (19)

Date	Opponent	Yards	Yard Line Returned to	Result of Ensuing Drive
12/28/14	CINCINNATI	71t	---	Return Touchdown
12/15/13	CINCINNATI	67t	---	Return Touchdown
12/4/11	CINCINNATI	60t	---	Return Touchdown
11/10/13	BUFFALO	50	BUF 11	Suisham 23-yd. FG (4-6; 1:36)
10/27/13	at Oakland	44	PIT 25	Interception
12/22/13	at Green Bay	41	GB 48	Punt
9/18/11	SEATTLE	41	PIT 47	Touchdown (6-53; 2:40)
9/16/13	at Cincinnati	40	CIN 34	Suisham 44-yd. FG (4-8; 1:26)
9/25/11	at Indianapolis	37	IND 33	Punt
9/7/14	CLEVELAND	36	CLV 50	Touchdown (2-50; 0:48)
10/2/11	at Houston	33	HOU 48	Downs
12/14/14	at Atlanta	31	PIT 44	Punt
10/23/11	at Arizona	31	ARZ 40	Suisham 39-yd. FG (7-19; 4:10)
12/16/12	at Dallas	29	DAL 50	-- (Fumble on return)
9/25/11	at Indianapolis	25	PIT 35	Punt
11/3/13	at New England	24	NE 46	Touchdown (5-46; 2:18)
11/10/13	BUFFALO	24	PIT 42	Touchdown (6-58; 3:03)
9/19/10	at Tennessee	21	TEN 45	Punt
11/21/10	OAKLAND	20	PIT 47	End of Half

WR LANCE MOORE**100 YARD GAMES – Regular Season (8)**

Date	Opponent	Yds	Rec	Avg	Lg	TD	Result
9/28/08	SAN FRANCISCO	101	7	14.4	33t	2	W
11/16/08	at Kansas City	102	8	12.8	47t	1	W
11/24/08	GREEN BAY	115	5	23.0	70t	2	W
9/26/10	ATLANTA	149	6	24.8	80t	2	L
9/9/12	WASHINGTON	120	6	20.0	33t	1	L
10/21/12	at Tampa Bay	121	9	13.4	35	0	W
11/29/12	at Atlanta	123	7	17.6	32	0	L
12/30/12	CAROLINA	121	4	30.3	51	0	L

40+ YARD RECEPTIONS – Regular Season (9)

Date	Opponent	Lg	Result
9/26/10	ATLANTA	80t	L
11/24/08	GREEN BAY	70t	W
12/30/12	CAROLINA	51	L
11/16/08	at Kansas City	47t	W
12/18/11	at Minnesota	47t	W
12/29/13	TAMPA BAY	44t	W
11/25/12	SAN FRANCISCO	43	L
10/17/10	at Tampa Bay	41t	W
10/16/11	at Tampa Bay	40	L

SEVEN OR MORE RECEPTIONS – Regular Season (12)

Date	Opponent	Rec	Yds	Avg	Lg	TD	Result
9/21/08	at Denver	7	78	11.1	18	0	L
9/28/08	SAN FRANCISCO	7	101	14.4	33t	2	W
10/12/08	OAKLAND	7	97	13.9	27	0	W
11/16/08	at Kansas City	8	102	12.8	47t	1	W
12/28/08	CAROLINA	8	91	11.4	20	2	L
10/31/10	PITTSBURGH	7	54	7.7	18	1	W

9/25/11	HOUSTON	7	88	9.8	16t	1	W
10/30/11	at St. Louis	7	74	10.6	17	1	L
9/30/12	at Green Bay	7	67	9.6	19	0	L
10/21/12	at Tampa Bay	9	121	13.4	35	0	W
11/11/12	ATLANTA	7	91	13.0	29	0	W
11/29/12	at Atlanta	7	123	17.6	32	0	L

MULTI-TOUCHDOWN GAMES – Regular Season (7)

Date	Opponent	Rec	Yds	Avg	Lg	TD	Result
9/28/08	SAN FRANCISCO	7	101	14.4	33t	2	W
11/24/08	GREEN BAY	5	115	23.0	70t	2	W
12/28/08	CAROLINA	8	91	11.4	20	2	L
9/26/10	ATLANTA	6	149	24.8	80t	2	L
11/28/11	N.Y. GIANTS	5	54	10.8	20	2	W
12/18/11	at Minnesota	5	91	18.2	47t	2	W
11/18/12	at Oakland	2	53	26.5	38t	2	W

KICKOFF RETURNS OF 30+ YARDS (4)

Date	Opponent	Yards	Yard Line Returned to	Result of Ensuing Drive
9/14/08	at Washington	36	NO 36	Interception
12/2/07	TAMPA BAY	32	NO 33	Touchdown (6-67; 4:31)
12/23/07	PHILADELPHIA	31	NO 31	Gramatica FG (11-52; 4:52)
9/6/07	at Indianapolis	30	NO 31	End of Half

PUNT RETURNS OF 20+ YARDS (4)

Date	Opponent	Yards	Yard Line Returned to	Result of Ensuing Drive
9/26/10	ATLANTA	72	ATL 6	Touchdown (3-6; 1:22)
10/21/07	ATLANTA	48	ATL 41	Punt
9/6/07	at Indianapolis	30	NO 48	Mare 34-yd. FG (9-36; 3:55)
9/17/06	at Green Bay	25	NO 38	Punt

WR DARRIUS HEYWARD-BEY

100 YARD GAMES – Regular Season (4)

Date	Opponent	Yds	Rec	Avg	Lg	TD	Result
10/31/10	SEATTLE	105	5	21.0	69t	1	W
10/2/11	NEW ENGLAND	115	4	28.8	58	0	L
12/18/11	DETROIT	155	8	19.4	43t	1	L
1/1/12	SAN DIEGO	130	9	14.4	39	1	L

40+ YARD RECEPTIONS – Regular Season (8)

Date	Opponent	Lg	Result
10/31/10	SEATTLE	69t	W
10/21/12	JACKSONVILLE	59	W
10/2/11	NEW ENGLAND	58	L
12/6/12	DENVER	56t	L
11/11/12	at Baltimore	55t	L
12/24/11	at Kansas City	53	W
11/4/12	TAMPA BAY	46	L
12/18/11	DETROIT	43t	L

SEVEN OR MORE RECEPTIONS – Regular Season (3)

Date	Opponent	Rec	Yds	Avg	Lg	TD	Result
10/9/11	at Houston	7	99	14.1	34t	1	W
12/18/11	DETROIT	8	155	19.4	43t	1	L
1/1/12	SAN DIEGO	9	130	14.4	39	1	L

WR MARTAVIS BRYANT

100 YARD GAMES – Regular Season (2)

Date	Opponent	Yds	Rec	Avg	Lg	TD	Result
11/9/14	at N.Y. Jets	143	4	35.8	80t	1	L
12/7/14	at Cincinnati	109	4	27.3	94t	1	W

MULTI-TOUCHDOWN GAMES – Regular Season (2)

Date	Opponent	Rec	Yds	Avg	Lg	TD	Result
10/26/14	INDIANAPOLIS	5	83	16.6	52	2	W
11/2/14	BALTIMORE	3	44	14.7	19t	2	W

40+ YARD RECEPTIONS – Regular Season (5)

Date	Opponent	Lg	Result
12/7/14	at Cincinnati	94t	W
11/9/14	at N.Y. Jets	80t	L
10/26/14	INDIANAPOLIS	52	W
11/9/14	at N.Y. Jets	45	L
12/21/14	KANSAS CITY	44	W

WR MARKUS WHEATON**40+ YARD RECEPTIONS – Regular Season (8)**

Date	Opponent	Lg	Result
11/2/14	BALTIMORE	47t	W
9/7/14	CLEVELAND	40	W

KICKOFF RETURNS OF 30+ YARDS (6)

Date	Opponent	Yards	Yard Line Returned to	Result of Ensuing Drive
11/30/14	NEW ORLEANS	41	PIT 43	Interception
11/9/14	at N.Y. Jets	34	PIT 30	Interception
12/14/14	at Atlanta	32	PIT 26	Punt
11/17/14	at Tennessee	32	PIT 32	Suisham FG (7-37; 4:15)
12/28/14	CINCINNATI	31	PIT 26	Interception
11/17/14	at Tennessee	30	PIT 25	Suisham FG (14-85; 7:05)

DE CAMERON HEYWARD**10 OR MORE TACKLES – Regular Season (1)**

Date	Opponent	Tackles	U	A	Result
12/8/13	MIAMI	12	8	4	L

1.5 SACKS OR MORE – Regular Season (1)

Date	Opponent	Sacks	Yds. Lost	Result
12/21/14	KANSAS CITY	1.5	10	W

DE BRETT KEISEL**1.5 SACKS OR MORE – Regular Season (6)**

Date	Opponent	Sacks	Yds. Lost	Result
12/24/05	at Cleveland	2.0	17.0	W
12/17/06	at Carolina	1.5	6.5	W
11/9/09	at Denver	2.0	6.0	W
10/16/11	JACKSONVILLE	2.0	16.0	W
11/12/12	KANSAS CITY	2.0	6.0	W
12/23/12	CINCINNATI	1.5	4.5	L

1.5 SACKS OR MORE – Postseason (1)

Date	Opponent	Sacks	Yds. Lost	Result
1/22/06	at Denver	2.0	10.0	W

LB James Harrison**1.5 SACKS OR MORE – Regular Season (17)**

Date	Opponent	Sacks	Yds. Lost	Result
11/5/07	BALTIMORE	3.5	25.5	W
9/7/08	HOUSTON	3.0	20.0	W
9/29/08	BALTIMORE	2.5	30.0	W
10/19/08	at Cincinnati	2.0	21.0	W
11/3/08	at Washington	1.5	13.5	W
11/30/08	at New England	2.0	8.0	W
10/4/09	SAN DIEGO	2.0	10.0	W
10/11/09	at Detroit	3.0	24.0	W
10/25/09	MINNESOTA	2.0	14.0	W
9/19/10	at Tennessee	2.0	18.0	W
10/17/10	CLEVELAND	2.0	2.0	W
11/21/10	OAKLAND	2.0	19.0	W
11/6/11	BALTIMORE	3.0	11.0	L
12/4/11	CINCINNATI	3.0	24.0	W

10/26/14	INDIANAPOLIS	2.0	15.0	W
11/2/14	BALTIMORE	2.0	15.0	W
12/21/14	KANSAS CITY	1.5	5.0	W

10 OR MORE TACKLES – Regular Season (5)

Date	Opponent	Tackles	U	A	Result
9/7/08	HOUSTON	10	7	3	W
11/9/08	INDIANAPOLIS	11	8	3	L
10/17/10	CLEVELAND	14	9	5	W
11/25/12	at Cleveland	11	10	1	L
12/30/12	CLEVELAND	11	7	4	W

1.5 SACKS OR MORE – Postseason (2)

Date	Opponent	Sacks	Yds. Lost	Result
1/5/08	JACKSONVILLE	1.5	11.0	L
1/15/11	BALTIMORE	3.0	21.0	W

LB LAWRENCE TIMMONS

1.5 SACKS OR MORE – Regular Season (6)

Date	Opponent	Sacks	Yds. Lost	Result
10/19/08	at Cincinnati	2.0	12.0	W
10/18/09	CLEVELAND	2.0	16.0	W
11/29/09	at Baltimore	2.0	19.0	L
10/17/10	CLEVELAND	2.0	10.0	W
12/23/12	CINCINNATI	2.0	11.0	L
12/30/12	CLEVELAND	2.0	16.0	W

10 OR MORE TACKLES – Regular Season (35)

Date	Opponent	Tackles	U	A	Result
12/28/08	CLEVELAND	12	7	5	W
11/15/09	CINCINNATI	11	5	6	L
12/10/09	at Cleveland	13	9	4	L
9/12/10	ATLANTA	11	7	4	W
9/19/10	at Tennessee	15	13	2	W
9/26/10	at Tampa Bay	12	5	7	W
10/3/10	BALTIMORE	15	10	5	L
10/17/10	CLEVELAND	14	10	4	W
10/31/10	at New Orleans	11	9	2	L
1/2/11	at Cleveland	10	9	1	W
9/11/11	at Baltimore	10	10	0	L
11/27/11	at Kansas City	10	9	1	W
12/8/11	CLEVELAND	10	7	3	W
10/21/12	at Cincinnati	10	6	4	W
11/18/12	BALTIMORE	10	5	5	L
11/25/12	at Cleveland	13	9	4	L
12/9/12	SAN DIEGO	17	14	3	L
12/23/12	CINCINNATI	10	8	2	L
9/8/13	TENNESSEE	11	6	5	L
9/22/13	CHICAGO	10	7	3	L
10/13/13	at N.Y. Jets	10	6	4	W
10/20/13	BALTIMORE	20	17	3	W
10/27/13	at Oakland	12	5	7	L
12/15/13	CINCINNATI	10	5	5	W
12/22/13	at Green Bay	10	8	2	W
12/29/12	CLEVELAND	12	9	3	W
9/11/14	at Baltimore	12	10	2	L
9/28/14	TAMPA BAY	10	7	3	L
10/5/14	at Jacksonville	11	8	3	W
10/12/14	at Cleveland	10	5	5	L
10/20/14	HOUSTON	12	11	1	W
11/2/14	BALTIMORE	11	7	4	W
11/9/14	at N.Y. Jets	13	7	6	L
12/21/14	KANSAS CITY	13	9	4	W
12/28/14	CINCINNATI	11	7	4	W

LB JASON WORILDS

1.5 SACKS OR MORE – Regular Season (6)

Date	Opponent	Sacks		Yds. Lost	Result
12/8/11	CLEVELAND	2.0		11.0	W
11/25/12	at Cleveland	2.0		11.0	L
11/3/13	at New England	2.0		11.0	L
11/28/13	at Baltimore	2.0		14.0	L
11/9/14	at N.Y. Jets	1.5		6.5	L
12/21/14	KANSAS CITY	2.0		10.0	W

10 OR MORE TACKLES – Regular Season (1)

Date	Opponent	Tackles	U	A	Result
11/30/14	NEW ORLEANS	10	5	5	L

LB VINCE WILLIAMS

10 OR MORE TACKLES – Regular Season (1)

Date	Opponent	Tackles	U	A	Result
9/29/13	vs. Minnesota (London)	10	6	4	L

LB RYAN SHAZIER

10 OR MORE TACKLES – Regular Season (1)

Date	Opponent	Tackles	U	A	Result
9/11/14	at Baltimore	11	8	3	L

LB ARTHUR MOATS

1.5 SACKS OR MORE – Regular Season (1)

Date	Opponent	Sacks		Yds. Lost	Result
12/7/14	at Cincinnati	2.0		3.0	W

CB IKE TAYLOR

10 OR MORE TACKLES – Regular Season (4)

Date	Opponent	Tackles	U	A	Result
9/25/05	NEW ENGLAND	12	10	2	W
9/18/06	at Jacksonville	10	7	3	L
12/21/08	at Tennessee	10	8	2	L
10/25/09	MINNESOTA	11	11	0	W

CB WILLIAM GAY

10 OR MORE TACKLES – Regular Season (4)

Date	Opponent	Tackles	U	A	Result
9/20/09	at Chicago	10	10	0	L
10/25/09	MINNESOTA	11	11	0	W
11/29/09	at Baltimore	12	12	0	L
11/10/13	BUFFALO	10	10	0	W

CB CORTEZ ALLEN

MULTIPLE INTERCEPTIONS – Regular Season (1)

Date	Opponent	INTs		Yds.	Result
12/23/12	CINCINNATI	2		6	L

10 OR MORE TACKLES – Regular Season (1)

Date	Opponent	Tackles	U	A	Result
10/5/14	at Jacksonville	10	9	1	W

CB BRICE MCCAIN

MULTIPLE INTERCEPTIONS – Regular Season (1)

Date	Opponent	INTs	Yds.	Result
12/28/14	CINCINNATI	2	34	W

S TROY POLAMALU

1.5 SACKS OR MORE – Regular Season (1)

Date	Opponent	Sacks	Yds. Lost	Result
9/18/05	at Houston	3.0	33.0	W

10 OR MORE TACKLES – Regular Season (15)

Date	Opponent	Tackles	U	A	Result
9/19/04	at Baltimore	14	10	4	L
10/10/05	at San Diego	10	9	1	W
10/31/05	BALTIMORE	10	6	4	W
11/20/05	at Baltimore	10	9	1	L
1/1/06	DETROIT	10	0	10	W
9/7/06	MIAMI	10	7	3	W
11/26/06	at Baltimore	10	8	2	L
12/16/07	JACKSONVILLE	10	7	3	L
12/20/07	at St. Louis	11	11	0	W
12/7/08	DALLAS	10	7	3	W
10/17/10	CLEVELAND	10	5	5	W
10/2/11	at Houston	10	9	1	L
11/13/11	at Cincinnati	10	7	3	W
11/3/13	at New England	10	8	2	L
9/7/14	CLEVELAND	11	6	5	W

MULTIPLE INTERCEPTIONS – Regular Season (2)

Date	Opponent	INTs	Yds.	Result
11/14/04	at Cleveland	2	0	W
12/12/10	CINCINNATI	2	57	W

S MIKE MITCHELL

10 OR MORE TACKLES – Regular Season (1)

Date	Opponent	Tackles	U	A	Result
11/18/12	NEW ORLEANS	13	7	6	L

MULTIPLE INTERCEPTIONS – Regular Season (1)

Date	Opponent	INTs	Yds.	Result
10/13/13	at Minnesota	2	62	W

S WILL ALLEN

10 OR MORE TACKLES – Regular Season (1)

Date	Opponent	Tackles	U	A	Result
9/27/09	N.Y. GIANTS	10	9	1	L

MULTIPLE INTERCEPTIONS – Regular Season (1)

Date	Opponent	INTs	Yds.	Result
9/25/05	at Green Bay	2	26	W

MISCELLANEOUS DEFENSE

QUARTERBACK SACKS (33-194)

9/7	CLEVELAND	(3)	Heyward (1-6), Jones (1-10), Worilds (1-8)
9/11	at Baltimore	(0)	
9/21	at Carolina	(3)	Jones (1-8), McLendon (1-7), Moats (1-8)
9/28	TAMPA BAY	(1)	Heyward (1-15)
10/5	at Jacksonville	(1)	Worilds (1-4)
10/12	at Cleveland	(1)	Heyward (1-7)
10/20	HOUSTON	(1)	Timmons (1-1)
10/26	INDIANAPOLIS	(2)	Harrison (2-15)
11/2	BALTIMORE	(4)	Harrison (2-15), Moats (1-9), Timmons (1-10)
11/9	at N.Y. Jets	(4)	Worilds (1.5-6.5), Heyward (1-0), Keisel (1-0), C. Thomas (0.5-0.5)
11/17	at Tennessee	(0)	
11/30	NEW ORLEANS	(1)	Worilds (1-7)
12/7	at Cincinnati	(3)	Moats (2), Heyward (1)
12/14	at Atlanta	(0)	
12/21	KANSAS CITY	(6)	Worilds (2), Harrison (1.5), Heyward (1.5), Tuitt (1)
12/28	CINCINNATI	(3)	Heyward (1), Spence (1), Worilds (1)

Individual Totals

Player	Total
Heyward	7.5
Worilds	7.5
Harrison	5.5
Moats	4.0
Jones	2.0
Timmons	2.0
Keisel	1.0
McLendon	1.0
Spence	1.0
Tuitt	1.0
C. Thomas	0.5
Team Totals	33.0

QUARTERBACK HURRIES/PRESSURES (103)

9/7	CLEVELAND	(8)	Heyward (3), Keisel (3), McLendon (1), C. Thomas (1)
9/11	at Baltimore	(5)	Keisel (2), McLendon (1), Shazier (1), Timmons (1)
9/21	at Carolina	(12)	Heyward (4), Keisel (2), C. Thomas (2), Jones (1), McLendon (1), Moats (1), Worilds (1)
9/28	TAMPA BAY	(11)	Heyward (2), Spence (2), Worilds (2), Harrison (1), Keisel (1), McLendon (1), Moats (1), C. Thomas (1)
10/5	at Jacksonville	(8)	Worilds (4), Keisel (2), McLendon (1), Moats (1)
10/12	at Cleveland	(3)	Heyward (1), Keisel (1), Spence (1)
10/20	HOUSTON	(5)	Harrison (3), Moats (1), Timmons (1)
10/26	INDIANAPOLIS	(7)	Worilds (3), Timmons (2), Harrison (1), Shazier (1)
11/2	BALTIMORE	(10)	Harrison (4), Timmons (2), W. Allen (1), Heyward (1), Moats (1), Tuitt (1)
11/9	at N. Y. Jets	(7)	Harrison (2), Heyward (2), Worilds (2), C. Thomas (1)
11/17	at Tennessee	(5)	Harrison (1), Heyward (1), Keisel (1), Moats (1), Worilds (1)
11/30	NEW ORLEANS	(3)	Heyward (1), Polamalu (1), Worilds (1)
12/7	at Cincinnati	(3)	Heyward (1), Moats (1), Tuitt (1)
12/14	at Atlanta	(4)	Heyward (1), Jones (1), Williams (1), Worilds (1)
12/21	KANSAS CITY	(8)	Heyward (3), Harrison (2), Worilds (2), Tuitt (1)
12/28	CINCINNATI	(4)	Heyward (1), Spence (1), C. Thomas (1), Worilds (1)

Individual Totals

Player	Total
Heyward	21
Worilds	18
Harrison	14
Keisel	12
Moats	7
C. Thomas	6
Timmons	6
McLendon	5
Spence	4
Tuitt	3
Jones	2
Shazier	2
W. Allen	1
Polamalu	1
Williams	1
Team Totals	103

PASSES DEFENSED (59)

9/7	CLEVELAND	(7)	Gay (3), C. Allen (1), Shazier (1), Taylor (1), Timmons (1)
9/11	at Baltimore	(1)	C. Allen (1)
9/21	at Carolina	(4)	Gay (2), C. Allen (1), Blake (1)
9/28	TAMPA BAY	(8)	Gay (4), C. Allen (2), McCain (1), Polamalu (1)
10/5	at Jacksonville	(6)	C. Allen (2), Gay (1), Keisel (1), Polamalu (1), Spence (1)
10/12	at Cleveland	(2)	Mitchell (2)
10/20	HOUSTON	(4)	Keisel (2), C. Allen (1), McCain (1)
10/26	INDIANAPOLIS	(6)	C. Allen (1), Blake (1), Gay (1), Heyward (1), Keisel (1), Worilds (1)
11/2	BALTIMORE	(3)	Blake (2), Worilds (1)
11/9	at N. Y. Jets	(1)	Gay (1)
11/17	at Tennessee	(3)	Keisel (2), Gay (1)
11/30	NEW ORLEANS	(2)	Heyward (1), McCain (1)
12/7	at Cincinnati	(5)	Blake (2), Gay (1), Mitchell (1), Timmons (1)
12/14	at Atlanta	(3)	Gay (2), Heyward (1)
12/21	KANSAS CITY	(1)	Blake (1)
12/28	CINCINNATI	(3)	McCain (2), Heyward (1)

Individual Totals

Player	Total
Gay	16
C. Allen	9
Blake	7
Keisel	6
McCain	5
Heyward	4
Mitchell	3
Polamalu	2
Timmons	2
Worilds	2
Shazier	1
Spence	1
Taylor	1
Team Totals	59

BLOCKED KICKS by Pittsburgh (0)

9/7	CLEVELAND	(0)
9/11	at Baltimore	(0)
9/21	at Carolina	(0)
9/28	TAMPA BAY	(0)
10/5	at Jacksonville	(0)
10/12	at Cleveland	(0)
10/20	HOUSTON	(0)
10/26	INDIANAPOLIS	(0)
11/2	BALTIMORE	(0)
11/9	at N. Y. Jets	(0)
11/17	at Tennessee	(0)
11/30	NEW ORLEANS	(0)
12/7	at Cincinnati	(0)
12/14	at Atlanta	(0)
12/21	KANSAS CITY	(0)
12/28	CINCINNATI	(0)

BLOCKED KICKS by Opponent (1)

9/7	CLEVELAND	(0)	
9/11	at Baltimore	(0)	
9/21	at Carolina	(0)	
9/28	TAMPA BAY	(0)	
10/5	at Jacksonville	(0)	
10/12	at Cleveland	(0)	
10/20	HOUSTON	(0)	
10/26	INDIANAPOLIS	(1)	Blocked Punt (Newsome) – FG (Vinatieri)
11/2	BALTIMORE	(0)	
11/9	at N. Y. Jets	(0)	
11/17	at Tennessee	(0)	
11/30	NEW ORLEANS	(0)	
12/7	at Cincinnati	(0)	
12/14	at Atlanta	(0)	
12/21	KANSAS CITY	(0)	
12/28	CINCINNATI	(0)	

FORCED TURNOVERS & RESULTS

STEELERS GIVEAWAYS (21)

9/7	CLEVELAND	(1) INT (Roethlisberger) – Lanning Punt
9/11	at Baltimore	(3) FUM (J. Brown) – PASS TD (Flacco to Daniels), FUM (Miller) – FG (Tucker), INT (Roethlisberger) – End of game
9/21	at Carolina	(0)
9/28	TAMPA BAY	(1) FUM (Roethlisberger) – PASS TD (Glennon to Evans)
10/5	at Jacksonville	(1) FUM (Roethlisberger) – INT (McCain)
10/12	at Cleveland	(1) INT (Roethlisberger) – RUSH TD (Tate)
10/20	HOUSTON	(1) FUM (Roethlisberger) – FG (Bullock)
10/26	INDIANAPOLIS	(2) FUM (Heyward-Bey) – PASS TD (Luck to Moncrief), FUM (Blount) – SAFETY (Luck)
11/2	BALTIMORE	(1) FUM (Roethlisberger) – PASS TD (Flacco to Gillmore)
11/9	at N.Y. Jets	(4) FUM (A. Brown) – PASS TD (Vick to Amaro), INT (Roethlisberger) – Quigley Punt, FUM (A. Brown) – Missed FG (Folk), INT (Roethlisberger) – Quigley Punt
11/17	at Tennessee	(1) INT (Roethlisberger) – PASS TD (Mettenberger to N. Washington)
11/30	NEW ORLEANS	(2) INT (Roethlisberger) – PASS TD (Brees to Lorig), INT (Roethlisberger) – PASS TD (Brees to Toon)
12/7	at Cincinnati	(0)
12/14	at Atlanta	(0)
12/21	KANSAS CITY	(0)
12/28	CINCINNATI	(3) FUM (Roethlisberger) – FG (Nugent), INT (Roethlisberger) – PASS TD (Dalton to Gresham), INT (Wing) – FUM (Green)

STEELERS TAKEAWAYS (21)

9/7	CLEVELAND	(0)
9/11	at Baltimore	(0)
9/21	at Carolina	(2) FUM (Newton) – PASS TD (Roethlisberger to A. Brown), FUM (P. Brown) – ST-TD (Golden)
9/28	TAMPA BAY	(1) INT (Glennon) – Wing Punt
10/5	at Jacksonville	(2) INT (Bortles) – Wing Punt, INT (Bortles) – RETURN TD (McCain)
10/12	at Cleveland	(1) FUM (Crowell) – Turnover on Downs
10/20	HOUSTON	(3) FUM (Foster) – PASS TD (A. Brown to Moore), INT (Fitzpatrick) – PASS TD (Roethlisberger to Bell), FUM (Hopkins) – FG (Suisham)
10/26	INDIANAPOLIS	(2) INT (Luck) – RETURN TD (Gay), INT (Luck) – END OF GAME
11/2	BALTIMORE	(2) FUM (Taliaferro) – PASS TD (Roethlisberger to Bell), INT (Flacco) – PASS TD (Roethlisberger to Bryant)
11/9	at N.Y. Jets	(0)
11/17	at Tennessee	(1) INT (Mettenberger) – RETURN TD (Gay)
11/30	NEW ORLEANS	(0)
12/7	at Cincinnati	(2) FUM (Dalton) – RUSH TD (Bell), FUM (Campbell) – END OF GAME
12/14	at Atlanta	(1) INT (Ryan) – RETURN TD (Gay)
12/21	KANSAS CITY	(1) FUM (Charles) – PASS TD (Roethlisberger to Brown)
12/28	CINCINNATI	(3) INT (Dalton) – Wing Punt, INT (Dalton) – PASS TD (Roethlisberger to Bryant), FUM (Green) – PASS TD (Roethlisberger to Brown)

		OFFENSE Giveaways			DEFENSE Takeaways					MISC.		
		Fum	Int	Tot	Fum	Int	Tot	Fum/ Rec	Game Net	Season Cumulative	AFC Rank	NFL Rank
9/7	CLEVELAND	0	1	0	0	0	0	1/1	-1	-1	11t	18t
9/11	at Baltimore	2	1	3	0	0	0	2/0	-3	-4	16	31
9/21	at Carolina	0	0	0	2	0	2	0/0	+2	-2	12t	21t
9/28	TAMPA BAY	1	0	1	0	1	1	2/1	0	-2	12t	22t
10/5	at Jacksonville	1	0	1	0	2	2	1/0	+1	-1	11t	18t
10/12	at Cleveland	0	1	1	1	0	1	1/1	0	-1	11	19
10/20	HOUSTON	1	0	1	2	1	3	1/1	+2	+1	8t	12t
10/26	INDIANAPOLIS	2	0	2	0	2	2	2/0	0	+1	9	13t
11/2	BALTIMORE	1	0	1	1	1	2	1/1	+1	+2	8	13
11/9	at N.Y. Jets	2	2	4	0	0	0	3/1	-4	-2	12t	22t
11/17	at Tennessee	0	1	1	0	1	1	0/0	0	-2	11t	19t
BYE WEEK											12	20t
11/30	NEW ORLEANS	0	2	2	0	0	0	0/0	-2	-4	12	22t
12/7	at Cincinnati	0	0	0	2	0	0	0/0	+2	-2	9	19
12/14	at Atlanta	0	0	0	0	1	1	0/0	+1	-1	8	17t
12/21	KANSAS CITY	0	0	0	1	0	0	0/0	+1	0	7t	14t
12/28	CINCINNATI	1	2	3	1	2	3	2/1	0	0	8t	16t

t = Tied for Position

		OFFENSE						DEFENSE					
		AFC Rankings			NFL Rankings			AFC Rankings			NFL Rankings		
		Rush	Pass	Tot.	Rush	Pass	Tot.	Rush	Pass	Tot.	Rush	Pass	Tot.
Week	1	6	1	1	11t	2	2	14	5	8	27	13	20
Week	2	10	2	2	19	5	6	15	4	7	29	7	20
Week	3	1	4	2	1	11	5	10	6t	10	22	11t	18
Week	4	3	3	2	5	8	5	8	10	9t	15t	16	15t
Week	5	4	4	2	7	8	4	6t	6	6	11t	12	9
Week	6	3	5	3	5	11	6	9	5	7	15	10	12
Week	7	7	4	4	9	8	8	9	7	9	17	13	15
Week	8	6	3	2	9	4	3	6	10	10	11	19	16
Week	9	7	3	2	13	4	3	6	10	8	11	19	14
Week	10	9	3	3	15	4	4	7	8	8	12	15	13
Week	11	7	3	3	11	5	5	6	9	8	10	16	14
Week	12	7	3	3	10t	5	5	5	10	7	10	16	13
Week	13	7	3	2	11	4	3	5	10	7	11	16	12
Week	14	5	2	2	8	2	2	5	14	10	9	23	16
Week	15	6	2	*1	10	2	*1	6	14	11	11	25	19
Week	16	6	2	1	13	2	2	4	15	11	6	27	20
Week	17	8	2	1	16	2	2	4	16	11	6	27	18

t = Tied for Position

* = League Leader

OPPOSING QUARTERBACKS VS. STEELERS

Date	Opponent	Quarterback	Att.	Comp.	Pct.	Yds.	Yds./Att	TD	Int	Sk	Yds. Lst	Rtg.
9/7	CLEVELAND	Hoyer	30	18	60.0	222	7.4	1	0	3	24	94.0
9/11	at Baltimore	Flacco	29	21	72.4	166	5.7	2	0	0	0	109.3
9/21	at Carolina	Newton	35	24	68.6	250	7.1	1	0	3	23	98.5
		Anderson	6	5	83.3	80	13.3	1	0	0	0	158.3
9/28	TAMPA BAY	Glennon	42	21	50.0	302	7.2	2	1	1	15	79.7
10/5	at Jacksonville	Bortles	36	22	61.1	191	5.3	0	2	1	4	52.0
10/12	at Cleveland	Hoyer	17	8	47.1	217	12.8	1	0	1	7	113.0
10/20	HOUSTON	Fitzpatrick	32	21	65.6	262	8.2	2	1	1	1	98.7
10/26	INDIANAPOLIS	Luck	45	26	57.8	400	8.9	3	2	2	15	91.0
11/2	BALTIMORE	Flacco	45	30	66.7	303	6.7	2	1	4	34	91.3
11/9	at N.Y. Jets	Vick	18	10	55.6	132	7.3	2	0	4	7	116.0
11/17	at Tennessee	Mettenberger	24	15	62.5	263	11.0	2	1	0	0	110.2
11/30	NEW ORLEANS	Brees	27	19	70.4	257	9.5	5	0	1	7	140.0
12/7	at Cincinnati	Dalton	29	21	72.4	302	10.4	2	0	2	5	128.8
		Campbell	6	4	66.7	25	4.2	0	0	1	0	75.0
12/14	at Atlanta	Ryan	37	26	70.3	310	8.4	2	1	0	0	102.3
12/21	KANSAS CITY	Smith	45	31	68.9	311	6.9	0	0	6	29	88.3
12/28	CINCINNATI	Dalton	38	27	71.1	244	6.4	2	2	3	23	83.7



2014 Final Postseason Statistics

- ✦ **Statistics (Off./Def./Spec. Teams)**
- ✦ **Starting Lineups, Player Participation**
- ✦ **Individual Highs**
- ✦ **Drive Engineering, Scoring Drives**
- ✦ **Third/Fourth Down Conversions**



2014 PITTSBURGH STEELERS POSTSEASON DEFENSIVE/SPECIAL TEAMS STATISTICS

SPECIAL TEAMS STATISTICS

Player	U	A	Tot	Sacks/ Yds.	QP	Int./ Yards	PD	FF	FR	U	A	Tot	FF	FR	BL
Polamalu	5	3	8	0/0	1	0/0	0	0	0	0	0	0	0	0	0
Timmons	3	4	7	0/0	0	0/0	0	0	0	0	0	0	0	0	0
McCain	5	1	6	0/0	0	0/0	0	0	0	0	0	0	0	0	0
Mitchell	2	3	5	0/0	0	0/0	0	0	0	0	0	0	0	0	0
Shazier	3	0	3	0/0	0	0/0	0	0	0	0	1	1	0	0	0
Worlds	2	1	3	0/0	0	0/0	0	0	0	0	0	0	0	0	0
Heyward	2	0	2	0/0	2	0/0	0	0	0	0	0	0	0	0	0
Gay	2	0	2	0/0	0	0/0	1	0	0	0	0	0	0	0	0
Tuitt	2	0	2	0/0	0	0/0	0	0	1	0	0	0	0	0	0
Spence	1	1	2	1/13	1	0/0	0	1	0	0	0	0	0	0	0
Williams	1	1	2	0/0	0	0/0	0	0	0	0	0	0	0	0	0
Harrison	0	2	2	0/0	0	0/0	0	0	0	0	0	0	0	0	0
C. Thomas	0	1	1	0/0	0	0/0	0	0	0	0	0	0	0	0	0
McLendon	0	1	1	0/0	0	0/0	0	0	0	0	0	0	0	0	0
McCullers	0	1	1	0/0	0	0/0	0	0	0	0	0	0	0	0	0
Moats	0	1	1	0/0	0	0/0	0	0	0	0	0	0	0	0	0
S. Thomas	0	0	0	0/0	0	0/0	0	0	0	2	0	2	0	0	1
Ventrone	0	0	0	0/0	0	0/0	0	0	0	2	0	2	0	0	0
Heyward-Bey	0	0	0	0/0	0	0/0	0	0	0	0	1	1	0	0	0
TOTALS	28	20	48	1/13	4	0/0	1	1	1	4	2	6	0	0	1
OPPONENTS	48	19	67	5/37	5	2/3	5	2	1	3	3	6	0	0	0

2014 POSTSEASON STARTING LINEUPS

OFFENSE

Opponent

WR LT LG C RG RT TE WR QB RB FB

Regular Season

BALTIMORE (1/3) Brown Beachum Foster Pouncey DeCastro Gilbert Miller Spaeth (TE) Roethlisberger Tate Johnson

2014 POSTSEASON STARTING LINEUPS

DEFENSE

Opponent

LE NT RE LOLB LILB RILB ROLB LCB RCB SS FS

Preseason

BALTIMORE (1/3) Heyward McLendon Tuitt Worlds Spence Timmons Harrison Gay McCain Polamalu Mitchell

2014 POSTSEASON PLAYER PARTICIPATION

Games		1				
		Jan				
		3				
		BAL				
			Career G/S	Consec. G/S	2014 Injury Games Missed	2014 Games/ Starts
Names						
Adams, Mike	P		1/0	1/0	0	1/0
Allen, Cortez	IR		0/0	0/0	1	0/0
Allen, Will	P		6/0	3/0	1	1/0
Archer, Dri	P		1/0	1/0	0	1/0
Beachum, Kelvin	LT		1/1	1/1	0	1/1
Bell, Le'Veon	SI		0/0	0/0	1	0/0
Benford, Tim	IR		0/0	0/0	1	0/0
Blake, Antwon	P		1/0	1/0	0	1/0
Blanchflower, Rob	PS		0/0	0/0	0	0/0
Brown, Antonio	WR		5/1	5/1	0	1/1
Bryant, Martavis	P		1/0	1/0	0	1/0
Coale, Danny	PS		0/0	0/0	0	0/0
DeCastro, David	RG		1/1	1/1	0	1/1
Fogg, Kevin	PS		0/0	0/0	0	0/0
Foster, Ramon	LG		5/5	5/5	0	1/1
Garvin, Terence	P		1/0	1/0	0	1/0
Gay, William	LCB		9/4	9/4	0	1/1
Geathers, Clifton	SI		2/0	0/0	0	0/0
Gilbert, Marcus	RT		2/2	2/2	0	1/1
Golden, Robert	P		1/0	1/0	0	1/0
Goodwin, C.J.	PS		0/0	0/0	0	0/0
Gradkowski, Bruce	P		1/0	1/0	0	1/0
Harris, Josh	P		1/0	1/0	0	1/0
Harrison, James	ROLB		14/9	11/1	2	1/1
Hemer, Ethan	PS		0/0	0/0	0	0/0
Heyward, Cameron	DE		2/1	2/1	0	1/1
Heyward-Bey, Darrius	P		2/1	1/0	0	1/0
Hubbard, Chris	SI		0/0	0/0	0	0/0
Johnson, Will	FB		1/1	1/1	0	1/1
Jones, Jarvis	P		1/0	1/0	0	1/0
Jones, Howard	PS		0/0	0/0	0	0/0
Jones, Landry	SI		0/0	0/0	0	0/0
Keisel, Brett	IR		16/8	0/0	1	0/0
Kruger, Joe	PS		0/0	0/0	0	0/0
McCain, Brice	RCB		3/2	1/1	2	1/1
McCullers, Daniel	P		1/0	1/0	0	1/0
McLendon, Steve	NT		2/1	2/1	0	1/1
Miller, Heath	TE		13/13	13/13	0	1/1
Mitchell, Mike	FS		2/2	2/2	0	1/1
Moats, Arthur	P		1/0	1/0	0	1/0
Moore, Lance	SI		6/1	0/0	0	0/0
Patrick, Ronald	PS		0/0	0/0	0	0/0
Palmer, Michael	SI		3/1	0/0	1	0/0
Perkins, LaDarius	PS		0/0	0/0	0	0/0
Polamalu, Troy	SS		15/15	15/15	0	1/1
Pouncey, Maurkice	C		3/3	1/1	1	1/1
Roethlisberger, Ben	QB		15/15	15/15	0	1/1
Shazier, Ryan	P		1/0	1/0	0	1/0
Spaeth, Matt	TE		8/7	8/7	0	1/1

Bold denotes starter and position

P	—	Played
DNP	—	Did Not Play
IR	—	Reserve/Injured
SI	—	Sunday Inactive
PS	—	Practice Squad

2014 POSTSEASON PLAYER PARTICIPATION

Games		1				
		Jan				
		3				
		BAL				
			Career G/S	Consec. G/S	2014 Injury Games Missed	2014 Games/ Starts
Names						
Spence, Sean	LILB		1/1	1/1	0	1/1
Suisham, Shaun	P		8/0	8/0	0	1/0
Tate, Ben	RB		3/1	3/1	0	1/1
Taylor, Ike	SI		14/11	0/0	0	0/0
Thomas, Cam	P		3/1	3/0	0	1/0
Thomas, Shamarko	P		1/0	1/0	0	1/0
Timmons, Lawrence	RILB		9/5	9/5	0	1/1
Tuitt, Stephon	DE		1/1	1/1	0	1/1
Ventrone, Ross	P		1/0	1/0	0	1/0
Villanueva, Alejandro	PS		0/0	0/0	0	0/0
Wallace, Cody	P		1/0	1/0	0	1/0
Warren, Greg	P		10/0	10/0	0	10/0
Webb, B.W.	P		1/0	1/0	0	1/0
Wheaton, Markus	P		1/0	1/0	0	1/0
Williams, Vince	P		1/0	1/0	0	1/0
Wing, Brad	P		1/0	1/0	0	1/0
Worlds, Jason	LOLB		3/1	2/1	1	1/1
Zumwalt, Jordan	IR		0/0	0/0	1	0/0

Bold denotes starter and position

P — Played
DNP — Did Not Play
IR — Reserve/Injured
SI — Sunday Inactive
PS — Practice Squad

2014 POSTSEASON INDIVIDUAL HIGHS

OPPONENTS			STEELERS			
			<u>RUSHING</u>			
vs. BAL (1/3)	Justin Forsett	16	Rushes	9	Josh Harris	vs. BAL (1/3)
vs. BAL (1/3)	Justin Forsett	36	Yards	25	Josh Harris	vs. BAL (1/3)
vs. BAL (1/3)	Justin Forsett	14	Long	16	Ben Roethlisberger	vs. BAL (1/3)
vs. BAL (1/3)	Bernard Pierce	1	TDs		None	
			<u>RECEIVING</u>			
vs. BAL (1/3)	Steve Smith Sr.	5	Receptions	9	Antonio Brown	vs. BAL (1/3)
vs. BAL (1/3)	Steve Smith Sr.	101	Yards	117	Antonio Brown	vs. BAL (1/3)
vs. BAL (1/3)	Steve Smith Sr.	40	Long	44	Antonio Brown	vs. BAL (1/3)
vs. BAL (1/3)	Torrey Smith	1	TDs	1	Martavis Bryant	vs. BAL (1/3)
vs. BAL (1/3)	Crockett Gillmore	1				
			<u>PASSING</u>			
vs. BAL (1/3)	Joe Flacco	29	Attempts	45	Ben Roethlisberger	vs. BAL (1/3)
vs. BAL (1/3)	Joe Flacco	18	Completions	31	Ben Roethlisberger	vs. BAL (1/3)
vs. BAL (1/3)	Joe Flacco	259	Yards	334	Ben Roethlisberger	vs. BAL (1/3)
vs. BAL (1/3)	Joe Flacco	40	Long	44	Ben Roethlisberger	vs. BAL (1/3)
vs. BAL (1/3)	Joe Flacco	2	TDs	1	Ben Roethlisberger	vs. BAL (1/3)
vs. BAL (1/3)	None		INTs	2	Ben Roethlisberger	vs. BAL (1/3)
			<u>PUNT RETURNS</u>			
	None		Returns		None	
	None		Yards		None	
	None		Long		None	
	None		TDs		None	
			<u>KICKOFF RETURNS</u>			
vs. BAL (1/3)	Jacoby Jones	5	Returns	3	Markus Wheaton	vs. BAL (1/3)
vs. BAL (1/3)	Jacoby Jones	117	Yards	62	Markus Wheaton	vs. BAL (1/3)
vs. BAL (1/3)	Jacoby Jones	27	Long	26	Markus Wheaton	vs. BAL (1/3)
	None		TDs		None	
			<u>PUNTS</u>			
vs. BAL (1/3)	Sam Koch	1	Punts	3	Brad Wing	vs. BAL (1/3)
vs. BAL (1/3)	Sam Koch	49	Yards	115	Brad Wing	vs. BAL (1/3)
vs. BAL (1/3)	Sam Koch	49.0	Avg.	38.3	Brad Wing	vs. BAL (1/3)
vs. BAL (1/3)	Sam Koch	24.5	Net	38.3	Brad Wing	vs. BAL (1/3)
vs. BAL (1/3)	Sam Koch	49	Long	48	Brad Wing	vs. BAL (1/3)
	None		In 20	2	Brad Wing	vs. BAL (1/3)
	None		Touchbacks		None	
			<u>INTERCEPTIONS</u>			
vs. BAL (1/3)	Terrell Suggs	1	Interceptions		None	
vs. BAL (1/3)	Darian Stewart	1				
vs. BAL (1/3)	Terrell Suggs	3	Long Return		None	
	None		TDs		None	
			<u>TACKLES</u>			
vs. BAL (1/3)	Daryl Smith	10	Total	8	Troy Polamalu	vs. BAL (1/3)
vs. BAL (1/3)	Daryl Smith	9	Solo	5	Troy Polamalu	vs. BAL (1/3)
vs. BAL (1/3)	C.J. Mosley	4	Assisted	4	Lawrence Timmons	vs. BAL (1/3)
vs. BAL (1/3)	Terrell Suggs	4				
vs. BAL (1/3)	Elvis Dumervil	2	Sacks	1	Sean Spence	vs. BAL (1/3)

2014 POSTSEASON DRIVE ENGINEERING

Steelers

<u>STEELERS</u>	<u>No.</u>		<u>Missed</u>			<u>Blkd</u>	<u>Blkd</u>					<u>Safety</u>	<u>Time</u>	<u>Scoring</u>		<u>1st</u>
	<u>Drives</u>	<u>TD</u>	<u>FG</u>	<u>FG</u>	<u>FG</u>	<u>Punt</u>	<u>Punt</u>	<u>Downs</u>	<u>Fum.</u>	<u>Int.</u>				<u>Pts</u>	<u>Effic.</u>	<u>Drive</u>
Jan. 3 vs. Bal	10	1	3	0	0	3	0	0	1	2	0	0	0	17	40.0%	Punt
TOTAL	10	1	3	0	0	3	0	0	1	2	0	0	30	40.0%		

Opponents

<u>OPPONENTS</u>	<u>No.</u>		<u>Missed</u>			<u>Blkd</u>	<u>Blkd</u>					<u>Safety</u>	<u>Time</u>	<u>Scoring</u>		<u>1st</u>
	<u>Drives</u>	<u>TD</u>	<u>FG</u>	<u>FG</u>	<u>FG</u>	<u>Punt</u>	<u>Punt</u>	<u>Downs</u>	<u>Fum.</u>	<u>Int.</u>				<u>Pts</u>	<u>Effic.</u>	<u>Drive</u>
Jan. 3 vs. Bal	11	3	3	0	0	1	0	0	1	0	1	2	30	54.5%		Punt
TOTAL	11	3	3	0	0	1	0	0	1	0	1	2	30	54.5%		

2014 STEELERS SCORING DRIVES POSTSEASON

POSTSEASON

Opponent	Obtained	Scoring Play	Plays	Yards	Drive Time	Score Pit-Opp	Qtr	Time Remain
Baltimore	Punt	Suisham 45-yd. FG	9	33	5:36	3-0	1	1:29
Baltimore	Kickoff	Suisham 22-yd. FG	12	82	6:48	6-7	2	5:40
Baltimore	Kickoff	Suisham 47-yd. FG	9	53	2:04	9-10	2	0:37
Baltimore	Fumble	Bryant 6-yd. pass from Roethlisberger	2	45	0:50	15-20	4	11:01

2014 OPPONENTS SCORING DRIVES POSTSEASON

POSTSEASON

Opponent	Obtained	Scoring Play	Plays	Yards	Drive Time	Score Pit-Opp	Qtr	Time Remain
Baltimore	Kickoff	Pierce 5-yd. run	8	80	4:01	3-7	2	12:28
Baltimore	Kickoff	Tucker 28-yd. FG	10	70	2:59	6-10	2	2:41
Baltimore	Kickoff	Tucker 45-yd. FG	9	57	4:54	9-13	3	10:06
Baltimore	Punt	T. Smith 11 yd. pass from Flacco	6	69	3:25	9-20	3	4:13
Baltimore	Kickoff	Tucker 52-yd. FG	7	29	2:14	15-23	4	8:47
Baltimore	Interception	Gillmore 21-yd. pass from Flacco	1	21	0:07	15-30	4	7:56

POSTSEASON THIRD/FOURTH DOWN CONVERSIONS

<u>Date</u>	<u>Opponent</u>	THIRD DOWN			FOURTH DOWN		
		<u>Made</u>	<u>Att.</u>	<u>Pct.</u>	<u>Made</u>	<u>Att.</u>	<u>Pct.</u>
1/3/15	STEELERS vs. Baltimore	5	16	31%	2	3	67%
		4	11	36%	1	1	100%
	STEELERS OPPONENTS	5	16	31%	2	3	67%
		4	11	36%	1	1	100%



2014 Final Postseason

Miscellaneous Statistics

- ✦ **Steelers/Opponents Long Plays**
- ✦ **Game-by-Game Off./Def./Spec. Teams**
- ✦ **Top Individual Performances**
- ✦ **Opening Drives By-The-Half**
- ✦ **Individual Statistics By-The-Half**
- ✦ **Quarterback Sacks/Hurries/Pressures**
- ✦ **Passes Defensed/Blocked Kicks**
- ✦ **Forced Turnovers-Results/Game-By-Game**
- ✦ **Opposing Quarterbacks vs. Steelers**



STEELERS LONG PLAYS

Min. passing/kickoff returns 25 yards; runs/punt returns 15 yards

STEELERS (4)

Runs (1)

16 yards	Ben Roethlisberger	vs. Baltimore (1/3)
----------	--------------------	---------------------

Passes (2)

44 yards	Ben Roethlisberger to Antonio Brown	vs. Baltimore (1/3)
30 yards	Ben Roethlisberger to Heath Miller	vs. Baltimore (1/3)

Punt Returns (0)

Kickoff Returns (1)

26 yards	Markus Wheaton	vs. Baltimore (1/3)
----------	----------------	---------------------

OPPONENT LONG PLAYS

Min. passing/kickoff returns 25 yards; runs/punt returns 15 yards

OPPONENTS (2)

Runs (0)

Passes (1)

40 yards	Joe Flacco to Steve Smith Sr.	vs. Baltimore (1/3)
----------	-------------------------------	---------------------

Punt Returns (0)

Kickoff Returns (1)

27 yards	Jacoby Jones	vs. Baltimore (1/3)
----------	--------------	---------------------

2014 POSTSEASON GAME-BY-GAME OFFENSE

Games	1
	Jan
	3
	BAL
POINTS	17
1st Quarter	3
2nd Quarter	6
3rd Quarter	0
4th Quarter	8
Overtime	0
First Downs	22
Rushing	5
Passing	15
Penalty	2
3rd Down Eff.	5-16
Percentage	31%
4th Down Eff.	2-3
Percentage	67%
Total Net Yards	387
Plays	72
Avg./Play	5.4
Net Yards Rush	68
Plays	19
Avg./Play	3.6
Net Yards Pass.	319
Sack/loss	5/37
Gross Yards	356
Att./Comp.	48/33
Int.	2
Avg./Play	6.0
Punts/Avg.	3/38.3
Blocked	0
Punt Ret./Yds.	0/0
Kickoff Ret./Yds.	4/78
Int. Ret./Yds.	2/3
Penalties/Yds.	8/114
Fumbles/Lost	2/1
Touchdowns	1
Rushing	0
Passing	1
Returns	0
Fumbles	0
Interceptions	0
Safeties Allowed	0
PAT/Att.	0/0
FG/Att.	3/3
2PT/Att.	0/1
Time of Poss.	35:17
Give/Take Rat.	3/1
Avg. Drive Start	PIT 26

2014 POSTSEASON GAME-BY-GAME DEFENSE

Games	1
	Jan
	3
	BAL
Points Allowed	30
1st Quarter	0
2nd Quarter	10
3rd Quarter	10
4th Quarter	10
Overtime	0
First Downs	19
Rushing	5
Passing	11
Penalty	3
3rd Down Eff.	4-11
Percentage	36%
4th Down Eff.	1-1
Percentage	100%
Total Net Yards	299
Plays	55
Avg./Play	5.4
Net Yards Rush	53
Plays	25
Avg./Play	2.1
Net Yards Pass.	246
Sack/loss	1/13
Gross Yards	259
Att./Comp.	29/18
Int.	0
Avg./Play	8.2
Punts/Avg.	2/24.5
Blocked	1
Punt Ret./Yds.	0/0
Kickoff Ret./Yds.	5/117
Int. Ret./Yds.	0/0
Penalties/Yds.	2/14
FF/FR	1/1
TD's Allowed	3
Rushing	1
Passing	2
Returns	0
Defense	0
Safeties	1
PAT/Att.	3/3
FG/Att.	3/3
2PT/Att.	0/0
Time of Poss.	24:43
Take/Give Rat.	1/3
Avg. Drive Start	BAL 29

2014 POSTSEASON GAME-BY-GAME SPECIAL TEAMS

Games	1
	Jan
	3

BAL

PUNTS

Punts/Avg.	3/38.3
Yards	115
Long	48
Blocked	0
Touchback	0
Fair Catch	2
50+	0
120	2

KICKS

PAT/Att.	0/0
2-PT/Att.	0/1
Safeties	1
Points	2

FIELD GOALS

Made/Att.	3/3
Long	47
Blocked	0
Points	9

RETURNS

Punt Ret./Yds.	0/0
Long	0
Kickoff Ret./Yds.	4/78
Long	26

TOP POSTSEASON INDIVIDUAL PERFORMANCES

TOP STEELERS PERFORMANCES IN 2014

Rushing Yards (100 or More)

Player	Opponent	Date	No.	Yds.	Avg.	LG	TD
None							

Receiving Yards (100 or More)

Player	Opponent	Date	No.	Yds.	Avg.	LG	TD
Antonio Brown	vs. Baltimore	1/3	9	117	13.0	44	0

Passing Yards (300 or More)

Player	Opponent	Date	Att.	Comp.	Yds.	TD	Int.	Rtg.
Ben Roethlisberger	vs. Baltimore	1/3	45	31	334	1	2	79.3

TOP OPPONENT INDIVIDUAL PERFORMANCES IN 2014

Rushing Yards (100 or More)

Player	Opponent	Date	No.	Yds.	Avg.	LG	TD
None							

Receiving Yards (100 or More)

Player	Opponent	Date	No.	Yds.	Avg.	LG	TD
Steve Smith Sr.	vs. Baltimore	1/3	5	101	20.2	40	0

Passing Yards (300 or More)

Player	Opponent	Date	Att.	Comp.	Yds.	TD	Int.	Rtg.
None								

2014 POSTSEASON OPENING DRIVES (STEELERS)

1 st HALF				2 nd HALF		
<u>STEELERS</u>	<u>POINTS</u>	<u>1ST DOWNS</u>	<u>YDS</u>	<u>POINTS</u>	<u>1ST DOWNS</u>	<u>YDS</u>
Jan. 3 vs. Bal	0	3	43	0	1	12
TOTAL	0	3	43	0	1	12

2014 POSTSEASON OPENING DRIVES (Opponents)

1 st HALF				2 nd HALF		
<u>OPPONENTS</u>	<u>POINTS</u>	<u>1ST DOWNS</u>	<u>YDS</u>	<u>POINTS</u>	<u>1ST DOWNS</u>	<u>YDS</u>
Jan. 3 vs. Bal	0	0	4	3	2	57
TOTAL	0	0	4	3	2	57

LE'VEON BELL...BY THE HALF

Date	Opponent	FIRST HALF					SECOND HALF				
		Att	Yds	Avg	Lg	TD	Att	Yds	Avg	Lg	TD
1/3	BALTIMORE					INACTIVE					
SEASON TOTALS		0	0	0.0	0	0	0	0	0.0	0	0

RECEIVING

Date	Opponent	FIRST HALF					SECOND HALF				
		Rec	Yds	Avg	Lg	TD	Rec	Yds	Avg	Lg	TD
1/3	BALTIMORE					INACTIVE					
SEASON TOTALS		0	0	0.0	0	0	0	0	0.0	0	0

JOSH HARRIS...BY THE HALF

Date	Opponent	FIRST HALF					SECOND HALF				
		Att	Yds	Avg	Lg	TD	Att	Yds	Avg	Lg	TD
1/3	BALTIMORE	5	6	1.2	5	0	4	19	4.8	8	0
SEASON TOTALS		5	6	1.2	5	0	4	19	4.8	8	0

RECEIVING

Date	Opponent	FIRST HALF					SECOND HALF				
		Rec	Yds	Avg	Lg	TD	Rec	Yds	Avg	Lg	TD
1/3	BALTIMORE	1	0	0.0	0	0	1	6	6.0	6	0
SEASON TOTALS		1	0	0.0	0	0	1	6	6.0	6	0

BEN TATE...BY THE HALF

Date	Opponent	FIRST HALF					SECOND HALF				
		Att	Yds	Avg	Lg	TD	Att	Yds	Avg	Lg	TD
1/3	BALTIMORE	4	17	4.3	8	0	1	2	2.0	2	0
SEASON TOTALS		4	17	4.3	8	0	1	2	2.0	2	0

RECEIVING

Date	Opponent	FIRST HALF					SECOND HALF				
		Rec	Yds	Avg	Lg	TD	Rec	Yds	Avg	Lg	TD
1/3	BALTIMORE	2	9	4.5	5	0	0	0	0.0	0	0
SEASON TOTALS		2	9	4.5	5	0	0	0	0.0	0	0

WILL JOHNSON...BY THE HALF

Date	Opponent	FIRST HALF					SECOND HALF				
		Att	Yds	Avg	Lg	TD	Att	Yds	Avg	Lg	TD
1/3	BALTIMORE	0	0	0.0	0	0	1	3	3.0	3	0
SEASON TOTALS		0	0	0.0	0	0	1	3	3.0	3	0

RECEIVING

Date	Opponent	FIRST HALF					SECOND HALF				
		Rec	Yds	Avg	Lg	TD	Rec	Yds	Avg	Lg	TD
1/3	BALTIMORE	0	0	0.0	0	0	0	0	0.0	0	0
SEASON TOTALS		0	0	0.0	0	0	0	0	0.0	0	0

ANTONIO BROWN...BY THE HALF

Date	Opponent	FIRST HALF					SECOND HALF				
		Rec	Yds	Avg	Lg	TD	Rec	Yds	Avg	Lg	TD
1/3	BALTIMORE	4	39	9.8	18	0	5	78	15.6	44	0
SEASON TOTALS		4	39	9.8	18	0	5	78	15.6	44	0

MARKUS WHEATON...BY THE HALF

Date	Opponent	FIRST HALF					SECOND HALF				
		Rec	Yds	Avg	Lg	TD	Rec	Yds	Avg	Lg	TD
1/3	BALTIMORE	2	22	11.0	11	0	3	44	14.7	17	0
SEASON TOTALS		2	22	11.0	11	0	3	44	14.7	17	0

MARTAVIS BRYANT...BY THE HALF

Date	Opponent	FIRST HALF					SECOND HALF				
		Rec	Yds	Avg	Lg	TD	Rec	Yds	Avg	Lg	TD
1/3	BALTIMORE	4	55	13.8	22	0	1	6	6.0	6t	1
SEASON TOTALS		4	55	13.8	22	0	1	6	6.0	6t	1

RUSHING

Date	Opponent	FIRST HALF					SECOND HALF				
		Att	Yds	Avg	Lg	TD	Att	Yds	Avg	Lg	TD
1/3	BALTIMORE	1	6	6.0	6	0	0	0	0.0	0	0
SEASON TOTALS		1	6	6.0	6	0	0	0	0.0	0	0

LANCE MOORE...BY THE HALF

Date	Opponent	FIRST HALF					SECOND HALF				
		Rec	Yds	Avg	Lg	TD	Rec	Yds	Avg	Lg	TD
1/3	BALTIMORE					INACTIVE					
SEASON TOTALS		0	0	0.0	0	0	0	0	0.0	0	0

DARRIUS HEYWARD-BEY...BY THE HALF

Date	Opponent	FIRST HALF					SECOND HALF				
		Rec	Yds	Avg	Lg	TD	Rec	Yds	Avg	Lg	TD
1/3	BALTIMORE	1	6	6.0	6	0	0	0	0.0	0	0
SEASON TOTALS		1	6	6.0	6	0	0	0	0.0	0	0

DRI ARCHER...BY THE HALF

Date	Opponent	FIRST HALF					SECOND HALF				
		Rec	Yds	Avg	Lg	TD	Rec	Yds	Avg	Lg	TD
1/3	BALTIMORE	1	7	7.0	7	0	2	8	4.0	6	0
SEASON TOTALS		1	7	7.0	7	0	2	8	4.0	6	0

RUSHING

Date	Opponent	FIRST HALF					SECOND HALF				
		Att	Yds	Avg	Lg	TD	Att	Yds	Avg	Lg	TD
1/3	BALTIMORE	1	-1	-1.0	-1	0	0	0	0.0	0	0
SEASON TOTALS		1	-1	-1.0	-1	0	0	0	0.0	0	0

HEATH MILLER...BY THE HALF

Date	Opponent	FIRST HALF					SECOND HALF				
		Rec	Yds	Avg	Lg	TD	Rec	Yds	Avg	Lg	TD
1/3	BALTIMORE	3	45	15.0	30	0	3	31	10.3	18	0
SEASON TOTALS		3	45	15.0	30	0	3	31	10.3	18	0

MATT SPAETH...BY THE HALF

		FIRST HALF					SECOND HALF				
Date	Opponent	Rec	Yds	Avg	Lg	TD	Rec	Yds	Avg	Lg	TD
1/3	BALTIMORE	0	0	0.0	0	0	0	0	0.0	0	0
SEASON TOTALS		0	0	0.0	0	0	0	0	0.0	0	0

MICHAEL PALMER...BY THE HALF

		FIRST HALF					SECOND HALF				
Date	Opponent	Rec	Yds	Avg	Lg	TD	Rec	Yds	Avg	Lg	TD
1/3	BALTIMORE					INACTIVE					
SEASON TOTALS		0	0	0.0	0	0	0	0	0.0	0	0

BEN ROETHLISBERGER...BY THE HALF

FIRST HALF

Date	Opponent	Att	Cmp	Pct	Yds	TD	Int	Lg	Rtg
1/3	BALTIMORE	24	18	75.0	183	0	0	30	96.4
SEASON TOTALS		24	18	75.0	183	0	0	30	96.4

SECOND HALF

Date	Opponent	Att	Cmp	Pct	Yds	TD	Int	Lg	Rtg
1/3	BALTIMORE	21	13	61.9	151	1	2	44	59.9
SEASON TOTALS		21	13	61.9	151	1	2	44	59.9

RUSHING

		FIRST HALF					SECOND HALF				
Date	Opponent	Att	Yds	Avg	Lg	TD	Att	Yds	Avg	Lg	TD
1/3	BALTIMORE	0	0	0.0	0	0	2	16	8.0	16	0
SEASON TOTALS		0	0	0.0	0	0	2	16	8.0	16	0

BRUCE GRADKOWSKI...BY THE HALF

FIRST HALF

Date	Opponent	Att	Cmp	Pct	Yds	TD	Int	Lg	Rtg
1/3	BALTIMORE	0	0	0.0	0	0	0	0	0.0
SEASON TOTALS		0	0	0.0	0	0	0	0	0.0

SECOND HALF

Date	Opponent	Att	Cmp	Pct	Yds	TD	Int	Lg	Rtg
1/3	BALTIMORE	3	2	66.7	22	0	0	18	88.2
SEASON TOTALS		3	2	66.7	22	0	0	18	88.2

RUSHING

		FIRST HALF					SECOND HALF				
Date	Opponent	Att	Yds	Avg	Lg	TD	Att	Yds	Avg	Lg	TD
1/3	BALTIMORE	0	0	0.0	0	0	0	0	0.0	0	0
SEASON TOTALS		0	0	0.0	0	0	0	0	0.0	0	0

LANDRY JONES...BY THE HALF

FIRST HALF

Date	Opponent	Att	Cmp	Pct	Yds	TD	Int	Lg	Rtg
1/3	BALTIMORE					INACTIVE			
SEASON TOTALS		0	0	0.0	0	0	0	0	0.0

SECOND HALF

Date	Opponent	Att	Cmp	Pct	Yds	TD	Int	Lg	Rtg
1/3	BALTIMORE					INACTIVE			
SEASON TOTALS		0	0	0.0	0	0	0	0	0.0

MISCELLANEOUS DEFENSE

QUARTERBACK SACKS (1-13)

1/3 BALTIMORE (1) Spence (1)

<u>Player</u>	<u>Total</u>
Spence	1.0
Team Totals	1.0

QUARTERBACK HURRIES/PRESSURES (4)

1/3 BALTIMORE (4) Heyward (2), Polamalu (1), Spence (1)

<u>Player</u>	<u>Total</u>
Heyward	2
Polamalu	1
Spence	1
Team Totals	4

PASSES DEFENSED

1/3 BALTIMORE (1) Gay (1)

<u>Player</u>	<u>Total</u>
Gay	1
Team Totals	1

BLOCKED KICKS by Pittsburgh (1)

1/3 BALTIMORE (1) Blocked Punt (S. Thomas) – Safety

BLOCKED KICKS by Opponent (0)

1/3 BALTIMORE (0)

STEELERS GIVEAWAYS (3)

1/3 BALTIMORE INT (Roethlisberger) – Pass TD (Flacco to Gillmore),
INT (Roethlisberger) – Safety (Koch), FUM (Miller) –
End of Game

STEELERS TAKEAWAYS (1)

1/3 BALTIMORE FUM (Forsett) – Pass TD (Roethlisberger to Bryant)

TURNOVER CHART

		OFFENSE Giveaways			DEFENSE Takeaways			MISC. Season		
		Fum	Int	Tot	Fum	Int	Tot	Fum/ Rec	Game Net	Cumulative
1/3	BALTIMORE	1	2	3	1	0	1	2/1	-2	-2

OPPOSING QUARTERBACKS VS. STEELERS

Date	Opponent	Quarterback	Att.	Comp.	Pct.	Yds.	Yds./Att	TD	Int	Sk	Yds. Lst	Rtg.
1/3	BALTIMORE	Flacco	29	18	62.1	259	8.9	2	0	1	13	114.0



2014 Steelers Postseason History

- ✦ **Steelers In the Postseason**
- ✦ **Steelers Postseason Experience**
- ✦ **Steelers Postseason Records**
- ✦ **Steelers Postseason Game Summaries**



PITTSBURGH STEELERS IN THE POSTSEASON

(33-23)

Year	Record	Game	Date	Opponent	Att.	Steelers	Opp.	Result
1947	8-4	Eastern Division Playoff	12/21/47	Philadelphia	35,729	0	21	L
1962	9-5	Playoff Bowl	1/6/63	Detroit	36,284	10	17	L
1972*	11-3	AFC Divisional Playoff	12/23/72	Oakland	50,327	13	7	W
		AFC Championship	12/31/72	Miami	50,845	17	21	L
1973	10-4	AFC Divisional Playoff	12/22/73	at Oakland	52,646	14	33	L
1974*+	10-3-1	AFC Divisional Playoff	12/22/74	Buffalo	49,841	32	14	W
		AFC Championship	12/29/74	at Oakland	53,800	24	13	W
		Super Bowl IX	1/12/75	Minnesota	80,997	16	6	W
1975*+	12-2	AFC Divisional Playoff	12/27/75	Baltimore	49,557	28	10	W
		AFC Championship	1/4/76	Oakland	50,609	16	10	W
		Super Bowl X	1/18/76	Dallas	80,187	21	17	W
1976*	10-4	AFC Divisional Playoff	12/19/76	at Baltimore	59,296	40	14	W
		AFC Championship	12/26/76	at Oakland	53,821	7	24	L
1977*	9-5	AFC Divisional Playoff	12/24/77	at Denver	75,059	21	34	L
1978*+	14-2	AFC Divisional Playoff	12/30/78	Denver	50,230	33	10	W
		AFC Championship	1/7/79	Houston	50,725	34	5	W
		Super Bowl XIII	1/21/79	Dallas	79,484	35	31	W
1979*+	12-4	AFC Divisional Playoff	12/30/79	Miami	50,214	34	14	W
		AFC Championship	1/6/80	Houston	50,475	27	13	W
		Super Bowl XIV	1/20/80	L.A. Rams	103,985	31	19	W
1982	6-3	AFC Tournament	1/9/83	San Diego	53,546	28	31	L
1983*	10-6	AFC Divisional Playoff	1/1/84	at L.A. Raiders	90,380	10	38	L
1984*	9-7	AFC Divisional Playoff	12/30/84	at Denver	74,981	24	17	W
		AFC Championship	1/6/85	at Miami	76,029	28	45	L
1989	9-7	AFC Wild Card Game	12/31/89	at Houston	58,306	26	23	OT W
		AFC Divisional Playoff	1/7/90	at Denver	75,868	23	24	L
1992*	11-5	AFC Divisional Playoff	1/9/93	Buffalo	60,407	3	24	L
1993	9-7	AFC Wild Card Game	1/8/94	at Kansas City	75,868	24	27	OT L
1994*	12-4	AFC Divisional Playoff	1/7/95	Cleveland	58,185	29	9	W
		AFC Championship	1/15/95	San Diego	61,545	13	17	L
1995*+	11-5	AFC Divisional Playoff	1/6/96	Buffalo	50,072	40	21	W
		AFC Championship	1/14/96	Indianapolis	61,062	20	16	W
		Super Bowl XXX	1/28/96	Dallas	76,347	17	27	L
1996*	10-6	AFC Wild Card Game	12/29/96	Indianapolis	58,078	42	14	W
		AFC Divisional Playoff	1/5/97	at New England	60,188	3	28	L
1997*	11-5	AFC Divisional Playoff	1/3/98	New England	61,228	7	6	W
		AFC Championship	1/11/98	Denver	61,382	21	24	L
2001*	13-3	AFC Divisional Playoff	1/20/02	Baltimore	63,976	27	10	W
		AFC Championship	1/27/02	New England	64,704	17	24	L
2002#	10-5-1	AFC Wild Card Game	1/5/03	Cleveland	62,595	36	33	W
		AFC Divisional Playoff	1/11/03	at Tennessee	68,809	31	34	OT L
2004#	15-1	AFC Divisional Playoff	1/15/05	N.Y. Jets	64,915	20	17	OT W
		AFC Championship	1/23/05	New England	65,242	27	41	L
2005+	11-5	AFC Wild Card Game	1/8/06	at Cincinnati	65,870	31	17	W
		AFC Divisional Playoff	1/15/06	at Indianapolis	57,449	21	18	W
		AFC Championship Game	1/22/06	at Denver	76,174	34	17	W
		Super Bowl XL	2/5/06	Seattle	68,206	21	10	W
2007#	10-6	AFC Wild Card Game	1/5/08	Jacksonville	63,629	29	31	L
2008#+	12-4	AFC Divisional Playoff	1/11/09	San Diego	63,899	35	24	W
		AFC Championship Game	1/18/09	Baltimore	65,350	23	14	W
		Super Bowl XLIII	2/1/09	Arizona	70,774	27	23	W
2010#	12-4	AFC Divisional Playoff	1/15/11	Baltimore	64,879	31	24	W
		AFC Championship Game	1/23/11	New York Jets	66,662	24	19	W
		Super Bowl XLV	2/6/11	Green Bay	103,219	25	31	L
2011	12-4	AFC Wild Card Game	1/8/12	at Denver	75,970	23	29	OT L
2014#	11-5	AFC Wild Card Game	1/3/15	Baltimore	62,780	17	30	L

Bold = Win

*AFC Central Champion

#AFC North Champion

+AFC Champion

PLAYOFF BERTHS SINCE 1970 MERGER

PITTSBURGH.....	27
Dallas	27
Minnesota.....	25
San Francisco	24
Indianapolis.....	22
Miami.....	22
Denver.....	21
New England.....	21
Philadelphia.....	20
Green Bay	19
St. Louis	19

CONSECUTIVE PLAYOFF VICTORIES

New England (2002-05).....	10
Green Bay (1961-62, 1965-67).....	9
PITTSBURGH (1974-76).....	7
San Francisco (1988-90).....	7
Dallas (1992-94).....	7
Denver (1997-1998).....	7

DIVISION TITLES SINCE 1970 MERGER

PITTSBURGH.....	21
San Francisco	19
Dallas	18
Minnesota.....	16
New England	16
Indianapolis	15
Denver.....	14
Miami.....	13
Oakland	13
Green Bay	11
St. Louis	11

2014 STEELERS EXPERIENCE IN THE POSTSEASON

STEELERS WITH POSTSEASON EXPERIENCE AS STEELERS (47):

15 games	(2)	-	S Troy Polamalu, QB Ben Roethlisberger
14 games	(1)	-	CB Ike Taylor
13 games	(2)	-	LB James Harrison, TE Heath Miller
10 games	(1)	-	LS Greg Warren
9 games	(2)	-	CB William Gay, LB Lawrence Timmons
8 games	(1)	-	TE Matt Spaeth
5 games	(3)	-	WR Antonio Brown, G Ramon Foster, K Shaun Suisham
4 games	(1)	-	S Will Allen
3 games	(2)	-	C Maurkice Pouncey, LB Jason Worilds
2 game	(3)	-	OT Marcus Gilbert, DE Cameron Heyward, NT Steve McLendon
1 game	(29)	-	OT Mike Adams, WR/RB Dri Archer, T/G Kelvin Beachum, CB Antwon Blake, WR Martavis Bryant, G David DeCastro, LB Terence Garvin, S Robert Golden, QB Bruce Gradkowski, WR Darrius Heyward-Bey, FB Will Johnson, LB Jarvis Jones, RB Josh Harris, CB Brice McCain, DL Daniel McCullers, S Mike Mitchell, LB Arthur Moats, LB Ryan Shazier, LB Sean Spence, RB Ben Tate, DT Cam Thomas, S Shamarko Thomas, DE Stephon Tuitt, S Ross Ventrone, C/G Cody Wallace, CB B.W. Webb, WR Markus Wheaton, LB Vince Williams, P Brad Wing

STEELERS WITH POSTSEASON EXPERIENCE ON OTHER NFL TEAMS (11):

6 games	(1)	-	WR Lance Moore (New Orleans)
3 games	(2)	-	TE Michael Palmer (Atlanta), RB Ben Tate (Houston)
2 games	(5)	-	S Will Allen (Tampa Bay), DE Clifton Geathers (Indianapolis/Philadelphia), CB Brice McCain (Houston), K Shaun Suisham (Washington/Dallas), DT Cam Thomas (San Diego)
1 game	(3)	-	WR Darrius Heyward-Bey (Indianapolis), LB James Harrison (Cincinnati), S Mike Mitchell (Carolina)

CURRENT STEELERS WITH NO POSTSEASON EXPERIENCE (3):

RB Le'Veon Bell, G Chris Hubbard, QB Landry Jones

NOTES:

James Harrison (ankle) missed the 2005 Divisional Game and the 2005 AFC Championship Game...**Jason Worilds** (knee) missed the 2010 AFC Divisional Game...**S Will Allen** (knee) missed the 2010 AFC Championship Game...**C Maurkice Pouncey** (ankle) missed Super Bowl XLV and the 2011 AFC Wild Card Game...**CB Cortez Allen** (shoulder) missed the 2011 AFC Wild Card Game and was on the team's Reserve/Injured List for the 2014 postseason...**QB Bruce Gradkowski** did not play in the Tampa Bay Buccaneers (2007) or Cincinnati Bengals postseason games (2011-2012)...**DE Brett Keisel** (triceps) was on the team's Reserve/Injured List for the 2014 postseason...**RB Le'Veon Bell** (knee) missed the 2014 Wild Card Game.

PITTSBURGH STEELERS POSTSEASON RECORDS

INDIVIDUAL RECORDS

SERVICE

MOST GAMES

19	Mel Blount (1970-83) Terry Bradshaw (1970-83) Franco Harris (1972-83)
18	Larry Brown (1972-83) Hines Ward (1998-2011)

SCORING

MOST TOTAL POINTS

CAREER

102	Franco Harris (1972-83)
85	Jeff Reed (2003-10)
81	Roy Gerela (1971-78)
72	John Stallworth (1974-87)

GAME

18	Franco Harris (12-22-74 vs. Buffalo)
16	Norm Johnson (1-6-96 vs. Buffalo)
14	Gary Anderson (12-31-89 at Houston)

MOST TOUCHDOWNS

CAREER

17	Franco Harris (1972-83)
12	John Stallworth (1974-87)
10	Hines Ward (1998-2011)
9	Lynn Swann (1974-82) Jerome Bettis (1996-05)

GAME

3	Franco Harris (12-22-74 vs. Buffalo)
2	Reggie Harrison (12-19-76 at Baltimore) Lynn Swann (12-19-76 at Baltimore) Franco Harris (12-30-78 vs. Denver) <i>John Stallworth (1-21-79 vs. Dallas)</i> <i>Franco Harris (1-20-80 vs. Los Angeles Rams)</i> Frank Pollard (12-30-84 at Denver) John Stallworth (1-6-85 at Miami) Bam Morris (1-6-96 vs. Buffalo) Kordell Stewart (12-29-96 vs. Indianapolis) Jerome Bettis (12-29-96 vs. Indianapolis) Amos Zereoue (1-20-02 vs. Baltimore) Hines Ward (1-11-03 at Tennessee) Willie Parker (1-11-09 vs. San Diego) Rashard Mendenhall (1-15-11 vs. Baltimore)

MOST FIELD GOALS

CAREER

16	Jeff Reed (2003-10)
15	Roy Gerela (1971-78) Gary Anderson (1982-94)
10	Norm Johnson (1997)

GAME

4	Gary Anderson (12-31-89 at Houston) Norm Johnson (1-6-95 vs. Buffalo)
3	Gary Anderson (1-7-90 at Denver)

Jeff Reed (1-11-03 at Tennessee)
Jeff Reed (1-18-09 vs. Baltimore)
Shaun Suisham (1-8-12 at Denver)
Shaun Suisham (1-3-15 vs. Baltimore)

MOST CONSECUTIVE FIELD GOALS

CAREER

13	Gary Anderson (12-31-89 at Houston through 1-15-95 vs. San Diego)
----	---

LONGEST FIELD GOAL

50	Gary Anderson (12-31-89 at Houston) Norm Johnson (12-29-96 vs. Indianapolis)
48	Gary Anderson (12-31-89 at Houston)
47	Jeff Reed (1-22-06 at Denver) Shaun Suisham (1-3-15 vs. Baltimore)
46	<i>Norm Johnson (1-28-96 vs. Dallas)</i> Kris Brown (1-20-02 vs. Baltimore) Jeff Reed (1-18-09 vs. Baltimore)

MOST FIELD GOAL ATTEMPTS

CAREER

27	Roy Gerela (1971-78)
19	Gary Anderson (1982-94)
18	Jeff Reed (2002-10)
12	Norm Johnson (1995-97)

GAME

4	<i>Roy Gerela (1-18-76 vs. Dallas)</i> Roy Gerela (1-7-79 vs. Houston) Gary Anderson (12-30-84 at Denver) Gary Anderson (12-31-89 at Houston) Norm Johnson (1-6-96 vs. Buffalo)
3	Roy Gerela (12-23-72 vs. Oakland) Roy Gerela (12-31-72 vs. Miami) Roy Gerela (1-4-76 vs. Oakland) Matt Bahr (1-6-80 vs. Houston) Gary Anderson (1-7-90 at Denver) Norm Johnson (1-14-96 vs. Indianapolis) Kris Brown (1-20-02 vs. Baltimore) Jeff Reed (1-18-09 vs. Baltimore) Shaun Suisham (1-8-12 at Denver) Shaun Suisham (1-3-15 vs. Baltimore)

MOST EXTRA POINTS

CAREER

37	Jeff Reed (2003-10)
36	Roy Gerela (1971-78)

GAME

5	<i>Roy Gerela (1-21-79 vs. Dallas)</i> Jeff Reed (1-11-09 vs. San Diego)
4	Roy Gerela (1-21-79 vs. Baltimore) Roy Gerela (12-27-75 at Baltimore) Roy Gerela (1-7-79 vs. Houston) <i>Matt Bahr (1-20-80 vs. Los Angeles Rams)</i> Gary Anderson (1-9-83 at San Diego) Gary Anderson (1-6-85 at Miami) Norm Johnson (1-6-96 vs. Buffalo)

PITTSBURGH STEELERS POSTSEASON RECORDS

Norm Johnson (12-29-96 vs. Indianapolis)
 Jeff Reed (1-5-03 vs. Cleveland)
 Jeff Reed (1-8-06 at Cincinnati)
 Jeff Reed (1-22-06 at Denver)
Shaun Suisham (1-15-11 vs. Baltimore)

MOST EXTRA POINT ATTEMPTS

CAREER

38 Roy Gerela (1971-78)
 37 Jeff Reed (2002-2010)
 23 Gary Anderson (1982-94)

GAME

5 *Roy Gerela (1-21-79 vs. Dallas)*
 Matt Bahr (12-30-79 vs. Miami)
 Jeff Reed (1-11-09 vs. San Diego)
4 12 times, last time by Shaun Suisham (1-15-11 vs. Baltimore)

RUSHING

MOST YARDS RUSHING

CAREER

1,556 Franco Harris (1972-83)
 674 Jerome Bettis (1996-05)
 480 Rocky Bleier (1968, 1970-80)
 471 Willie Parker (2004-09)

GAME

158 *Franco Harris (1-12-75 vs. Minnesota)*
 153 Franco Harris (12-27-75 vs. Baltimore)
 146 Willie Parker (1-11-09 vs. San Diego)
 133 Barry Foster (1-7-95 vs. Cleveland)
 132 Franco Harris (12-19-76 at Baltimore)
 121 Rashard Mendenhall (1-23-11 vs. N.Y. Jets)
 Isaac Redman (1-8-12 at Denver)
 120 Merrill Hoge (1-7-90 at Denver)
 111 Franco Harris (12-29-74 at Oakland)
 106 Bam Morris (1-6-96 vs. Buffalo)
 105 Franco Harris (12-30-78 vs. Denver)
 Jerome Bettis (1-11-98 vs. Buffalo)
 104 Barry Foster (1-9-93 vs. Buffalo)
 102 Jerome Bettis (12-29-96 vs. Indianapolis)

MOST RUSHING ATTEMPTS

CAREER

400 Franco Harris (1972-83)
 199 Jerome Bettis (1996-05)
 141 Rocky Bleier (1968, 1970-80)
 127 Willie Parker (2005-09)
 75 Bam Morris (1994-95)
 64 Barry Foster (1990-94)

GAME

34 *Franco Harris (1-12-75 vs. Minnesota)*
 29 Franco Harris (12-29-74 at Oakland)
 28 Franco Harris (12-24-77 at Denver)
 27 Franco Harris (12-27-75 vs. Baltimore)
 Jerome Bettis (1-15-05 vs. N.Y. Jets)
 Willie Parker (1-11-09 vs. San Diego)
 Rashard Mendenhall (1-23-11 vs. N.Y. Jets)
25 Leroy Thompson (1-8-94 at Kansas City)

Bam Morris (1-6-96 vs. Buffalo)
 Jerome Bettis (12-29-96 vs. Indianapolis)
 Jerome Bettis (1-3-98 vs. New England)

MOST RUSHING TOUCHDOWNS

CAREER

16 Franco Harris (1972-83)
 9 Jerome Bettis (1996-05)
 4 Rocky Bleier (1968, 1970-80)
 Bam Morris (1994-96)
 Kordell Stewart (1995-02)
 Amos Zereoue (2001-02)
 Rashard Mendenhall (2008-Pres.)

GAME

3 Franco Harris (12-22-74 vs. Buffalo)
 2 Franco Harris (12-29-74 at Oakland)
 Reggie Harrison (12-19-76 at Baltimore)
 Franco Harris (12-30-78 vs. Denver)
Franco Harris (1-20-80 vs. L.A. Rams)
 Frank Pollard (12-30-84 at Denver)
 Bam Morris (1-6-96 vs. Buffalo)
 Kordell Stewart (12-29-96 vs. Indianapolis)
 Jerome Bettis (12-29-96 vs. Indianapolis)
 Amos Zereoue (1-20-02 vs. Baltimore)
 Najeh Davenport (1-5-08 vs. Jacksonville)
 Willie Parker (1-11-09 vs. San Diego)
 Rashard Mendenhall (1-15-11 vs. Baltimore)

HIGHEST AVERAGE PER RUSH (Min. 20 Attempts)

CAREER

7.1 Isaac Redman (2010-2013)
 6.3 Merrill Hoge (1987-93)
 5.3 Terry Bradshaw (1970-83)
 4.7 Walter Abercrombie (1983-1984)
 4.4 Barry Foster (1990-94)
 4.3 Tim Worley (1989)
 4.0 Reggie Harrison (1974-1976)
 3.9 Franco Harris (1972-83)
 3.8 Rashard Mendenhall (2008-2012)
 Duce Staley (2004-2005)

LONGEST RUNS FROM SCRIMMAGE

75 *Willie Parker (2-5-06 vs. Seattle)*
 50 Franco Harris (12-19-76 at Baltimore)
 49 Merrill Hoge (12-31-89 at Houston)
 45 Merrill Hoge (1-7-90 at Denver)
 40 Kordell Stewart (1-3-98 vs. New England)
 36 Amos Zereoue (1-5-03 vs. Cleveland)
 35 Rashard Mendenhall (1-23-11 vs. N.Y. Jets)
 34 Kordell Stewart (1-27-02 vs. New England)
 33 Kordell Stewart (1-11-98 vs. Denver)
 32 Isaac Redman (1-8-12 at Denver)
 31 John Witman (12-29-96 vs. Indianapolis)
 Amos Zereoue (1-11-03 at Tennessee)

PASSING

MOST YARDS PASSING

CAREER

3,833 Terry Bradshaw (1970-83)
3,484 Ben Roethlisberger (2004-Pres.)

PITTSBURGH STEELERS POSTSEASON RECORDS

GAME

367	Tommy Maddox (1-5-03 vs. Cleveland)
349	Neil O'Donnell (1-15-95 vs. San Diego)
337	Ben Roethlisberger (1-5-08 vs. Jacksonville)
334	Ben Roethlisberger (1-3-15 vs. Baltimore)
325	Terry Bradshaw (1-9-83 vs. San Diego)
318	<i>Terry Bradshaw (1-21-79 vs. Dallas)</i>
312	Mark Malone (1-6-85 at Miami)
309	<i>Terry Bradshaw (1-20-80 vs. Los Angeles Rams)</i>

MOST PASSING ATTEMPTS

CAREER

456	Terry Bradshaw (1970-83)
454	Ben Roethlisberger (2004-Pres.)
273	Neil O'Donnell (1990-95)
142	Kordell Stewart (1995-02)
89	Tommy Maddox (2001-02)
71	Mark Malone (1980-87)
62	Bubby Brister (1986-89)
50	Mike Tomczak (1993-97)

GAME

54	Neil O'Donnell (1-15-95 vs. San Diego)
49	<i>Neil O'Donnell (1-28-96 vs. Dallas)</i>
48	Tommy Maddox (1-5-03 vs. Cleveland)
45	Ben Roethlisberger (1-3-15 vs. Baltimore)
42	Ben Roethlisberger (1-5-08 vs. Jacksonville)
	Kordell Stewart (1-27-02 vs. New England)
	Neil O'Donnell (1-8-94 at Kansas City)
41	Neil O'Donnell (1-14-96 vs. Indianapolis)
	Tommy Maddox (1-11-03 at Tennessee)
40	Ben Roethlisberger (2-6-11 vs. Green Bay)
	Ben Roethlisberger (1-8-12 at Denver)
39	Terry Bradshaw (1-9-83 vs. San Diego)
37	Terry Bradshaw (12-24-77 at Denver)
36	Mark Malone (1-6-85 at Miami)
	Kordell Stewart (1-11-98 vs. Denver)
35	Terry Bradshaw (12-26-76 at Oakland)
	Neil O'Donnell (1-6-96 vs. Buffalo)
33	Bubby Brister (12-31-89 at Houston)
	Ben Roethlisberger (1-18-09 vs. Baltimore)

MOST PASSES COMPLETED

CAREER

279	Ben Roethlisberger (2004-Pres.)
261	Terry Bradshaw (1970-83)
158	Neil O'Donnell (1990-95)
69	Kordell Stewart (1995-02)
51	Tommy Maddox (2001-02)

GAME

32	Neil O'Donnell (1-15-95 vs. San Diego)
31	Ben Roethlisberger (1-3-15 vs. Baltimore)
30	Tommy Maddox (1-5-03 vs. Cleveland)
29	Ben Roethlisberger (1-5-08 vs. Jacksonville)
28	Terry Bradshaw (1-9-83 vs. San Diego)
	<i>Neil O'Donnell (1-28-96 vs. Dallas)</i>
25	Ben Roethlisberger (2-6-11 vs. Green Bay)
	Ben Roethlisberger (1-8-12 at Denver)
24	Kordell Stewart (1-27-02 vs. New England)
23	Neil O'Donnell (1-8-94 at Kansas City)
22	Ben Roethlisberger (1-8-12 at Denver)

Italics – Super Bowl Performance

21	Terry Bradshaw (12-30-79 vs. Miami)
	Ben Roethlisberger (1-22-06 at Denver)
	Ben Roethlisberger (2-1-09 vs. Arizona)
20	Mark Malone (1-6-85 at Miami)

MOST CONSECUTIVE PASSES COMPLETED

15	Terry Bradshaw (1-9-83 vs. San Diego)
----	---------------------------------------

LONGEST PASS COMPLETIONS

76t	Terry Bradshaw to Frank Lewis (12-19-76 at Baltimore)
75t	<i>Terry Bradshaw to John Stallworth (1-21-79 vs. Dallas)</i>
73t	<i>Terry Bradshaw to John Stallworth (1-20-80 vs. L.A. Rams)</i>

HIGHEST COMPLETION PERCENTAGE

CAREER (min. 25 pass attempts)

61.5%	Ben Roethlisberger (279-454, 2004-Pres.)
58.0%	Mike Tomczak (29-50, 1993-1997)
57.9%	Neil O'Donnell (133-232, 1990-95)
57.3%	Tommy Maddox (51-89, 2002-2005)
57.2%	Terry Bradshaw (261-456, 1970-83)

GAME

83.3%	Mike Kruczek (5-6, 12-19-76 at Baltimore)
73.7%	Ben Roethlisberger (14-19, 1-8-06 at Cincinnati)
72.4%	Ben Roethlisberger (21-29, 1-22-06 at Denver)
71.8%	Terry Bradshaw (28-39, 1-9-83 vs. San Diego)
71.0%	Ben Roethlisberger (21-30, 2-1-09 vs. Arizona)
69.5%	Neil O'Donnell 23-16, 1-7-95 vs. Cleveland)
69.0%	Ben Roethlisberger (29-42, 1-5-08 vs. Jacksonville)

MOST TOUCHDOWN PASSES

CAREER

30	Terry Bradshaw (1970-83)
21	Ben Roethlisberger (2004-Pres.)
9	Neil O'Donnell (1990-95)

GAME

4	<i>Terry Bradshaw (1-21-79 vs. Dallas)</i>
3	Terry Bradshaw (12-19-76 at Baltimore)
	Mark Malone (1-6-85 at Miami)
	Neil O'Donnell (1-8-94 at Kansas City)
	Tommy Maddox (1-5-03 vs. Cleveland)
	Ben Roethlisberger (1-8-06 at Cincinnati)

MOST PASSES HAD INTERCEPTED

CAREER

26	Terry Bradshaw (1970-83)
19	Ben Roethlisberger (2004-Pres.)

GAME

3	Terry Bradshaw (12-22-73 at Oakland)
	Terry Bradshaw (1-4-76 vs. Oakland)
	Terry Bradshaw (12-24-77 at Denver)
	<i>Terry Bradshaw (1-20-80 vs. Los Angeles Rams)</i>
	Mark Malone (1-6-85 at Miami)
	<i>Neil O'Donnell (1-28-96 vs. Dallas)</i>
	Kordell Stewart (1-11-98 vs. Denver)
	Kordell Stewart (1-27-02 vs. New England)
	Tommy Maddox (1-5-03 vs. Cleveland)
	Ben Roethlisberger (1-23-05 vs. New England)
	Ben Roethlisberger (1-5-08 vs. Jacksonville)

Bold – Current Players

PITTSBURGH STEELERS POSTSEASON RECORDS

RECEIVING

MOST RECEPTIONS

CAREER

88	Hines Ward (1998-2011)
57	John Stallworth (1974-87)
51	Franco Harris (1972-83)
48	Lynn Swann (1974-82)
46	Heath Miller (2005-Pres.)
43	Ernie Mills (1991-97)
31	Andre Hastings (1993-96)
27	Antwaan Randle El (2002-05, 2010)
26	Yancey Thigpen (1992-97)

GAME

11	Franco Harris (1-9-83 vs. San Diego) Hines Ward (1-5-03 vs. Cleveland)
10	John Stallworth (12-30-78 vs. Denver) <i>Andre Hastings (1-28-96 vs. Dallas)</i> Hines Ward (1-15-05 vs. N.Y. Jets) Hines Ward (1-5-08 vs. Jacksonville)
9	<i>Santonio Holmes (2-1-09 vs. Arizona)</i> <i>Mike Wallace (2-6-11 vs. Green Bay)</i> Antonio Brown (1-3-15 vs. Baltimore)
8	Merril Hoge (1-7-90 at Denver) Ernie Mills (1-9-93 vs. Buffalo, 1-15-95 vs. San Diego, 1-28-96 vs. Dallas) Heath Miller (1-5-08 vs. Jacksonville)

MOST YARDS RECEIVING

CAREER

1,181	Hines Ward (1998-2011)
1,054	John Stallworth (1974-87)
907	Lynn Swann (1974-82)
587	Ernie Mills (1991-1997)
573	Heath Miller (2005-Pres.)
504	Franco Harris (1972-83)
378	Plaxico Burress (2001-2004)

GAME

161	<i>Lynn Swann (1-18-76 vs. Dallas)</i>
156	John Stallworth (12-30-78 vs. Denver)
135	Hines Ward (1-5-08 vs. Jacksonville)
131	<i>Santonio Holmes (2-1-09 vs. Arizona)</i>
124	<i>Lynn Swann (1-21-79 vs. Dallas)</i>
123	<i>Hines Ward (2-5-06 vs. Seattle)</i>
121	<i>John Stallworth (1-20-80 vs. Los Angeles Rams)</i>
117	Ernie Mills (1-7-95 vs. Cleveland) Antonio Brown (1-3-15 vs. Baltimore)
116	John Stallworth (1-9-83 vs. San Diego)
115	<i>John Stallworth (1-21-79 vs. Dallas)</i>
111	John Stallworth (1-6-85 at Miami)

MOST TOUCHDOWNS RECEIVING

CAREER

12	John Stallworth (1974-87)
10	Hines Ward (1998-2011)
9	Lynn Swann (1974-82)
4	Heath Miller (2005-Pres.)
3	Santonio Holmes (2006-2009) Plaxico Burress (2001-2004)

GAME

2	Lynn Swann (12-19-73 at Baltimore) <i>John Stallworth (1-21-79 vs. Dallas)</i> John Stallworth (1-6-85 at Miami) Hines Ward (1-11-03 at Tennessee)
---	---

MOST CONSECUTIVE GAMES CAUGHT PASS

17	John Stallworth (12-29-74 at Oakland to 1-6-85 at Miami) Hines Ward (1-20-02 vs. Baltimore – 2-6-11 vs. Green Bay)
13	Lynn Swann (12-27-75 vs. Baltimore to 1-9-83 vs. San Diego)

SPECIAL TEAMS

MOST PUNTS

CAREER

49	Bobby Walden (1968-77)
36	Josh Miller (1996-2001)
26	Craig Colquitt (1978-81, 83-84) Chris Gardocki (2004-2005)

GAME

9	Josh Miller (1-5-97 at New England, 1-3-98 vs. New England)
8	Craig Colquitt (1-1-84 at Los Angeles Raiders)
7	Mitch Berger (1-18-09 vs. Baltimore) Bobby Walden (12-26-76 at Oakland) <i>Bobby Walden (1-12-75 vs. Minnesota)</i>
6	Mark Royals (1-8-94 at Kansas City) Bobby Walden (12-23-72 vs. Oakland) Josh Miller (1-20-02 vs. Baltimore) Josh Miller (1-27-02 vs. New England) Tom Rouen (1-11-03 at Tennessee)

HIGHEST PUNTING AVERAGE (Minimum 10 punts)

CAREER

47.4	Jeremy Kapinos (2010-2011)
42.9	Chris Gardocki (2004-2005)
42.5	Mitch Berger (2008)
42.1	Craig Colquitt (1978-81, 1983-84)
42.0	Josh Miller (1996-97)
41.7	Mark Royals (1992-94)

GAME

53.0	Craig Colquitt (1-7-79 vs. Houston)
51.3	Bobby Walden (12-31-72 vs. Miami)
51.0	Craig Colquitt (1-6-80 vs. Houston)
51.0	<i>Jeremy Kapinos (2-6-11 vs. Green Bay)</i>
48.7	<i>Chris Gardocki (2-5-06 vs. Seattle)</i>

LONGEST PUNTS

66	Craig Colquitt (1-6-80 vs. Houston)
62	Jeremy Kapinos (1-8-12 at Denver)
61	Bobby Walden (12-23-72 vs. Oakland)
60	Bobby Walden (12-31-72 vs. Miami) <i>Chris Gardocki (2-5-06 vs. Seattle)</i>
59	<i>Bobby Walden (1-18-76 vs. Dallas)</i> Josh Miller (12-29-96 vs. Indianapolis)
56	<i>Jeremy Kapinos (2-6-11 vs. Green Bay)</i>
55	Rick Engles (12-24-77 at Denver) Mark Royals (1-15-95 vs. San Diego) <i>Rohn Stark (1-28-96 vs. Dallas)</i> Jeremy Kapinos (1-15-11 vs. Baltimore)

PITTSBURGH STEELERS POSTSEASON RECORDS

MOST PUNT RETURNS

CAREER

26	Antwaan Randle El (2002-05, 2010)
23	Theo Bell (1976, 1978-80)
14	Glen Edwards (1971-77)
12	Lynn Swann (1974-82)

GAME

6	Theo Bell (1-7-79 vs. Houston)
5	<i>Theo Bell (1-21-79 vs. Dallas)</i> Jim Smith (12-24-77 at Denver) Jahine Arnold (1-5-97 at New England) Antwaan Randle El (1-15-06 at Indianapolis)

MOST YARDS PUNT RETURNS

CAREER

288	Antwaan Randle El (2002-05, 2010)
195	Theo Bell (1976, 1978-80)
133	Glen Edwards (1971-77)
111	Jahine Arnold (1996)
103	Santonio Holmes (2006-09)

GAME

91	Theo Bell (1-7-79 vs. Houston)
78	Will Blackwell (1-3-98 vs. New England)
77	Jahine Arnold (12-29-96 vs. Indianapolis) Antwaan Randle El (1-5-03 vs. Cleveland)
73	Santonio Holmes (1-11-09 vs. San Diego)
65	Troy Edwards (1-20-02 vs. Baltimore)
53	Andre Hastings (1-14-96 vs. Indianapolis)
50	Antwaan Randle El (1-15-06 at Indianapolis)

MOST TOUCHDOWNS PUNT RETURNS

CAREER

1	Antwaan Randle El (1-5-03 vs. Cleveland) Santonio Holmes (1-11-09 vs. San Diego)
---	---

GAME

1	Antwaan Randle El (1-5-03 vs. Cleveland) Santonio Holmes (1-11-09 vs. San Diego)
---	---

HIGHEST AVERAGE PER PUNT RETURN

CAREER

14.7	Santonio Holmes (2006-09)
13.4	Troy Edwards (2001)
12.0	Andre Hastings (1993-95)
11.1	Jahine Arnold (1996-97) Antwaan Randle El (2002-05, 2010)
9.5	Glen Edwards (1971-77)
8.5	Theo Bell (1976, 1978-80)
7.7	Lynn Swann (1974-82)
7.5	Jim Smith (1977-82)

GAME

36.5	Santonio Holmes (1-11-09 vs. San Diego)
21.0	Jack Deloplain (12-30-78 vs. Denver)
20.0	Glen Edwards (12-22-73 at Oakland)
19.5	Will Blackwell (1-3-98 vs. New England)
19.3	Antwaan Randle El (1-5-03 vs. Cleveland)
17.7	Andre Hastings (1-14-96 vs. Indianapolis)
17.0	Mike Collier (12-27-75 vs. Baltimore)
16.3	Troy Edwards (1-20-02 vs. Baltimore)

LONGEST PUNT RETURNS

67t	Santonio Holmes (1-11-09 vs. San Diego)
66t	Antwaan Randle El (1-5-03 vs. Cleveland)
58	Will Blackwell (1-3-98 vs. New England)
35	Troy Edwards (1-20-02 vs. Baltimore)
33	Andre Hastings (1-14-96 vs. Indianapolis)
31	Jahine Arnold (12-29-96 vs. Indianapolis)
30	Theo Bell (1-7-79 vs. Houston)

MOST KICKOFF RETURNS

CAREER

17	Ernie Mills (1991-96)
16	Larry Anderson (1978-81)
11	Ike Taylor (2003-Pres.) Antonio Brown (2010-Pres.)
10	Rod Woodson (1987-94) Antwaan Randle El (2002-2005, 2010)
9	Preston Pearson (1972-1974)
8	Steve Davis (1972-74)
7	Troy Edwards (1999-01)

GAME

5	<i>Larry Anderson (1-20-80 vs. Los Angeles Rams)</i> Rich Erenberg (1-6-85 at Miami) Ernie Mills (1-5-97 at New England) Troy Edwards (1-27-02 vs. New England) Najeh Davenport (1-5-08 vs. Jacksonville)
4	Preston Pearson (12-22-73 at Oakland) Larry Anderson (1-6-80 vs. Houston) Larry Anderson (1-9-83 vs. San Diego) Henry Odom (1-1-84 at Los Angeles Raiders) Rod Woodson (12-31-89 at Houston) Charles Johnson (1-15-95 vs. San Diego) Ernie Mills (1-14-96 vs. Indianapolis, 1-28-96 vs. Dallas) Will Blackwell (1-3-98 vs. New England) Hank Poteat (1-5-03 vs. Cleveland) Antonio Brown (1-15-11 vs. Baltimore) Antonio Brown (2-6-11 vs. Green Bay)

MOST KICKOFF RETURN YARDS

CAREER

387	Larry Anderson (1978-81)
354	Ernie Mills (1991-96)
241	Antonio Brown (2010-Pres.)
206	Preston Pearson (1971-74)

GAME

162	<i>Larry Anderson (1-20-80 vs. Los Angeles Rams)</i>
106	Rich Erenberg (1-6-85 at Miami)
99	Ernie Mills (1-5-97 at New England)
96	Ernie Mills (1-14-96 vs. Indianapolis)
88	Antonio Brown (2-6-11 vs. Green Bay)
86	Troy Edwards (1-27-02 vs. New England) Lee Mays (1-11-03 at Tennessee)
85	Antonio Brown (1-15-11 vs. Baltimore)

PITTSBURGH STEELERS POSTSEASON RECORDS

MOST TOUCHDOWNS / KICKOFF RETURNS

CAREER

0

GAMES

0

HIGHEST AVERAGE PER KICKOFF RETURN

CAREER

38.0	Theo Bell (1976, 1978-80)
27.3	Mike Collier (1975)
27.0	Lee Mays (2002-2004)
25.6	Steve Davis (1972-74)
24.2	Larry Anderson (1978-81)
22.9	Preston Pearson (1970-74)

GAME

32.4	<i>Larry Anderson (1-20-80 vs. Los Angeles Rams)</i>
31.5	Preston Pearson (12-31-72 vs. Miami)
30.0	Steve Davis (12-22-74 vs. Buffalo)

LONGEST KICKOFF RETURNS

45	<i>Larry Anderson (1-20-80 vs. Los Angeles Rams)</i>
38	Antonio Brown (2-6-11 vs. Green Bay)
36	Ernie Mills (1-5-97 at New England)
	Ike Taylor (1-8-06 at Cincinnati)

INTERCEPTIONS

MOST INTERCEPTIONS

CAREER

5	Jack Ham (1971-82)
	Mike Wagner (1971-80)
4	Mel Blount (1970-83)
	Levon Kirkland (1992-1997)

GAME

2	Jack Ham (12-29-74 at Oakland)
	Mike Wagner (1-4-76 vs. Oakland)
	Brent Alexander (1-20-02 vs. Baltimore)

MOST YARDS / INTERCEPTION RETURNS

CAREER

100	James Harrison (2002-2012, 2014-pres.)
91	Mike Wagner (1971-80)
89	Glen Edwards (1971-77)
59	Mel Blount (1970-83)
58	Troy Polamalu (2003-Pres.)
56	Ike Taylor (2003-Pres.)
46	Chad Scott (1997-02)

GAME

100	James Harrison (2-1-09 vs. Arizona)
40	Troy Polamalu (1-18-09 vs. Baltimore)
35	Mike Wagner (1-4-76 vs. Oakland)
	<i>J.T. Thomas (1-18-76 vs. Dallas)</i>
32	Brent Alexander (1-20-02 vs. Baltimore)
31	Ike Taylor (1-5-08 vs. Jacksonville)
28	Eric Williams (12-30-84 at Denver)
27	Chad Scott (1-3-98 vs. New England)
26	<i>Mike Wagner (1-12-75 vs. Minnesota)</i>
24	Ike Taylor (2-5-06 vs. Seattle)

22 James Farrior (1-8-06 at Cincinnati)

MOST TOUCHDOWNS / INTERCEPTION RETURNS

CAREER

1	James Harrison (2-1-09 vs. Arizona)
	Troy Polamalu (1-18-09 vs. Baltimore)

GAME

1	James Harrison (2-1-09 vs. Arizona)
	Troy Polamalu (1-18-09 vs. Baltimore)

LONGEST INTERCEPTION RETURNS

100t	James Harrison (2-1-09 vs. Arizona)
40t	Troy Polamalu (1-18-09 vs. Baltimore)
37	J.T. Thomas (12-29-74 at Oakland)
35	<i>Glen Edwards (1-18-76 vs. Dallas)</i>
32	Brent Alexander (1-20-02 vs. Baltimore)
31	Ike Taylor (1-5-08 vs. Jacksonville)
28	Glen Edwards (12-31-72 vs. Miami)
28	Eric Williams (12-30-84 at Denver)
27	Chad Scott (1-3-98 vs. New England)
26	Thomas Everett (1-7-90 at Denver)
	<i>Mike Wagner (1-12-75 vs. Minnesota)</i>
	Glen Edwards (12-19-76 at Baltimore)

TEAM RECORDS

SCORING

MOST POINTS SCORED

42	vs. Indianapolis (12-29-96)
40	vs. Buffalo (1-6-96), at Baltimore (12-19-76)
36	vs. Cleveland (1-5-03)
35	vs. <i>Dallas (1-21-79)</i>
	vs. San Diego (1-11-09)

MOST POINTS SCORED BY OPPONENT

45	at Miami (1-6-85)
41	vs. New England (1-23-05)
38	at Los Angeles Raiders (1-1-84)
34	2 times, last time at Tennessee (1-11-03)

FEWEST POINTS SCORED

3	vs. Buffalo (1-9-93)
	at New England (1-5-97)
7	at Oakland (12-26-76)
	vs. New England (1-3-98)
10	at Los Angeles Raiders (1-1-84)
13	vs. Oakland (12-23-72)
	vs. San Diego (1-15-95)

FEWEST POINTS SCORED BY OPPONENT

5	vs. Houston (1-7-79)
6	2 times, last time vs. New England (1-3-98)
7	vs. Oakland (12-23-72)
9	vs. Cleveland (1-7-95)
10	vs. Denver (12-30-78)
	vs. Baltimore (12-27-75)
	vs. Oakland (1-4-76)
	vs. Baltimore (1-20-02)

PITTSBURGH STEELERS POSTSEASON RECORDS

vs. *Seattle* (2-5-06)

MOST POINTS SCORED BY BOTH TEAMS

73	at Miami (1-6-85, Mia. 45, Pitt. 28)
69	vs. Cleveland (1-5-03, Pitt. 36, Cle. 33)
68	vs. New England (1-23-05, N.E. 41, Pitt. 27)
66	vs. <i>Dallas</i> (1-21-79, <i>Pitt.</i> 35, <i>Dal.</i> 31)
65	at Tennessee (1-11-03, Tenn. 34, Pitt. 31)
61	vs. Buffalo (1-6-96, Pitt. 40, Buf. 21)

FEWEST POINTS SCORED BY BOTH TEAMS

13	vs. New England (1-3-98, Pitt. 7, NE 6)
20	at Oakland (12-23-72, Pitt. 13, Oak. 7)
22	vs. <i>Minnesota</i> (1-12-75, <i>Pitt.</i> 16, <i>Minn.</i> 6)
26	vs. Oakland (1-4-76, Pitt. 16, Oak. 10)
27	vs. Buffalo (1-9-93, Buff. 24, Pitt. 3)
30	vs. San Diego (1-15-95, S.D. 17, Pitt. 13)

MOST TOUCHDOWNS SCORED

5	5 times, last time vs. San Diego (1-11-09)
4	11 times, last time vs. Baltimore (1-15-11)
3	<i>15 times, last time vs. Green Bay</i> (2-6-11)

MOST TOUCHDOWNS SCORED BY OPPONENT

6	at Miami (1-6-85)
5	2 times, last time vs. New England (1-23-05)
4	<i>7 times, last time vs. Green Bay</i> (2-6-11)
3	15 times, last time vs. Baltimore (1-3-15)

MOST TOUCHDOWNS RUSHING

5	vs. Indianapolis (12-29-96)
3	6 times, last time vs. Baltimore (1-15-11)

MOST TOUCHDOWNS RUSHING BY OPPONENT

4	2 times, last time vs. Cleveland (1-5-03)
3	at New England (1-5-97)

MOST TOUCHDOWNS PASSING

4	vs. <i>Dallas</i> (1-21-79)
3	5 times, last time at Cincinnati (1-8-06)
2	<i>15 times, last time vs. Green Bay</i> (2-6-11)

MOST TOUCHDOWNS PASSING BY OPPONENT

4	at Miami (1-6-85)
3	<i>5 times, last time vs. Green Bay</i> (2-6-11)

MOST DEFENSIVE TOUCHDOWNS

1	6 times, last time vs. N.Y. Jets (1-23-11)
---	--

MOST DEFENSIVE TOUCHDOWNS BY OPPONENT

1	<i>11 times, last time vs. Green Bay</i> (2-6-11)
---	---

MOST PATs/ATTEMPTS

5/5	vs. <i>Dallas</i> (1-21-79)
	vs. Indianapolis (12-29-96)
	vs. San Diego (1-11-09)
4/4	10 times, last time vs. Baltimore (1-15-11)

MOST PATs/ATTEMPTS BY OPPONENT

6/6	at Miami (1-6-85)
5/5	2 times, last time vs. New England (1-23-05)
4/4	<i>8 times, last time vs. Green Bay</i> (2-6-11)

MOST FIELD GOALS

4	3 times, last time at Denver (1-7-90)
3	4 times, last time vs. Baltimore (1-3-15)
2	<i>16 times, last time vs. Arizona</i> (2-1-09)

MOST FIELD GOALS BY OPPONENT

4	at Oakland (12-22-73)
3	4 times, last time vs. Baltimore (1-3-15)
2	9 times, last time vs. New England (1-23-05)

MOST FIELD GOAL ATTEMPTS

4	4 times, last time at Tennessee (1-11-03)
---	---

FIRST DOWNS

MOST FIRST DOWNS

30	vs. Cleveland (1-5-03)
29	at Baltimore (12-19-76)
	vs. Buffalo (12-22-74)
27	vs. Miami (12-30-79)
26	vs. San Diego (1-9-83)
25	at Denver (12-30-84)
	vs. <i>Dallas</i> (1-28-96)

MOST FIRST DOWNS BY OPPONENT

29	2 times, last time at Tennessee (1-11-03)
28	2 times, last time at Kansas City (OT) (1-8-94)
24	2 times, last time at L.A. Raiders (1-1-84)
23	<i>2 times, last time vs. Arizona</i> (2-1-09)
22	at Houston (OT) (12-31-89)
21	vs. Cleveland (1-5-03)
20	<i>2 times, last vs. Seattle</i> (2-5-06)

MOST FIRST DOWNS BY BOTH TEAMS

55	vs. San Diego (1-9-83, S.D. 29, Pitt. 26)
51	vs. Cleveland (1-5-03, Pitt. 30, Cle. 21)
50	2 times, last time at Tennessee (1-11-03, Pitt. 21, Ten. 29)
49	at Kansas City (OT) (1-8-94, K.C. 28, Pitt. 21)
46	vs. Denver (1-11-98, Den. 23, Pitt. 23)
45	at Baltimore (12-19-76, Pitt. 26, Balt. 19)
44	vs. Buffalo (12-22-74, Pitt. 29, Buff. 16)
43	<i>2 times, last time vs. Arizona</i> (2-1-09, Ari. 23, Pitt. 20)

FEWEST FIRST DOWNS

11	vs. Baltimore (1-18-09)
12	at New England (1-5-97)
13	4 times, last time at Oakland (12-26-76)
14	vs. <i>Seattle</i> (2-5-06)
15	at Oakland (12-22-73)

PITTSBURGH STEELERS POSTSEASON RECORDS

FEWEST FIRST DOWNS BY OPPONENT

7	vs. Baltimore (1-20-02)
8	vs. Indianapolis (12-29-96)
9	vs. <i>Minnesota</i> (1-12-75)
10	3 times, last time vs. Cleveland (1-7-95)
11	vs. Houston (1-6-80)
12	vs. Baltimore (1-15-11)

MOST FIRST DOWNS RUSHING

18	vs. Buffalo (12-22-74)
16	vs. Indianapolis (12-29-96)
14	vs. Miami (12-30-79), vs. Cleveland (1-7-95)
13	vs. Baltimore (12-27-75)

MOST FIRST DOWNS RUSHING BY OPPONENT

14	at Oakland (12-22-73)
13	at Los Angeles Raiders (1-1-84)
11	vs. Miami (12-31-72)
10	2 times, last time at Tennessee (1-11-03)

FEWEST FIRST DOWNS RUSHING

1	vs. Baltimore (1-18-09)
2	vs. <i>Dallas</i> (1-21-79)
3	2 times, last time vs. Cleveland (1-5-03)
4	4 times, last time vs. <i>Arizona</i> (2-1-09)

FEWEST FIRST DOWNS RUSHING BY OPPONENT

0	3 times, last time vs. Baltimore (1-20-02)
1	2 times, last time vs. San Diego (1-11-09)
2	7 times, last time vs. N.Y. Jets (1-23-11)
3	3 times, last time vs. Cleveland (1-7-95)

MOST FIRST DOWNS PASSING

24	vs. Cleveland (1-5-03)
19	vs. San Diego (1-9-83)
17	2 times, last time vs. Jacksonville (1-5-08)
15	5 times, last time vs. <i>Dallas</i> (1-28-96)

MOST FIRST DOWNS PASSING BY OPPONENT

20	vs. <i>Arizona</i> (2-1-09)
19	2 times, last time at Kansas City (OT) (1-8-94)
18	4 times, last at Tennessee (1-11-03)
15	2 times, last time vs. <i>Seattle</i> (2-5-06)

FEWEST FIRST DOWNS PASSING

3	vs. Baltimore (12-27-75)
4	vs. <i>Minnesota</i> (1-12-75)
6	3 times, last time vs. <i>Dallas</i> (1-18-76)

FEWEST FIRST DOWNS PASSING BY OPPONENT

3	vs. Houston (1-7-79)
4	3 times, last time vs. Baltimore (12-27-75)
5	2 times, last time vs. Jacksonville (1-5-08)

MOST FIRST DOWNS BY PENALTY

5	2 times, last time at Tennessee (1-11-03)
4	3 times, last time vs. N.Y. Jets (1-23-11)

3	5 times, last time vs. Baltimore (1-15-11)
---	--

MOST FIRST DOWNS BY PENALTY BY OPPONENT

4	2 times, last time vs. San Diego (1-9-83)
3	5 times, last time vs. Baltimore (1-3-15)
2	18 times, last time vs. Baltimore (1-15-11)

NET YARDS

MOST NET YARDS GAINED

526	at Baltimore (12-19-76)
455	at Miami (1-6-85)
438	vs. Buffalo (12-22-74)
432	vs. Cleveland (1-5-03)
425	vs. Denver (12-30-78)

MOST NET YARDS GAINED BY OPPONENT

569	at Miami (1-6-85)
479	vs. San Diego (1-9-83)
447	vs. Cleveland (1-5-03) at Denver (1-8-12)
430	at Tennessee (1-11-03)
413	at Los Angeles Raiders (1-1-84)

FEWEST NET YARDS GAINED

213	at New England (1-5-97)
223	at Oakland (12-22-73)
237	at Oakland (12-26-76)
240	vs. Buffalo (1-9-93)
250	vs. Miami (12-31-72)
263	vs. Baltimore (1-15-11)

FEWEST NET YARDS GAINED BY OPPONENT

123	vs. <i>Minnesota</i> (1-12-75)
126	vs. Baltimore (1-15-11)
142	vs. Houston (1-7-79)
146	vs. Indianapolis (12-29-96)
150	vs. Baltimore (1-20-02)

TOTAL PLAYS

MOST TOTAL PLAYS

84	vs. <i>Dallas</i> (1-28-96)
80	2 times, last time vs. San Diego (1-15-95)
78	vs. Buffalo (1-6-96)
76	at Denver (12-24-77)
74	3 times, last vs. Jacksonville (1-5-08)
73	3 times, last vs. Baltimore (1-20-02)

MOST TOTAL PLAYS BY OPPONENT

82	at Tennessee (1-11-03)
81	at Kansas City (OT) (1-8-94)
77	vs. <i>Seattle</i> (2-5-06)
76	vs. Oakland (1-4-76)
73	3 times, last time vs. Baltimore (1-18-09)
71	at Miami (1-6-85), vs. San Diego (1-9-83)

PITTSBURGH STEELERS POSTSEASON RECORDS

FEWEST TOTAL PLAYS

56	2 times, last time vs. Seattle (2-5-06)
58	3 times, last time vs. Arizona (2-1-09)
59	2 times, last time vs. Baltimore (12-27-75)

FEWEST TOTAL PLAYS BY OPPONENT

47	3 times, last time vs. San Diego (1-15-95)
50	2 times, last time vs. Dallas (1-28-96)
51	2 times, last time vs. San Diego (1-11-09)
52	3 times, last time vs. Indianapolis (12-29-96)
53	at Baltimore (12-19-76) vs. Baltimore (1-15-11)
54	2 times, last time vs. Jacksonville (1-5-08)
55	2 times, last time vs. Baltimore (1-3-15)

RUSHING

MOST YARDS GAINED RUSHING

249	vs. Minnesota (1-12-75)
238	vs. Cleveland (1-7-95)
235	vs. Buffalo (12-22-74)
231	vs. Indianapolis (12-29-96)
225	at Baltimore (12-19-76)
224	at Oakland (12-29-74)

MOST YARDS GAINED RUSHING BY OPPONENT

232	at Oakland (12-22-73)
195	vs. Denver (1-11-98)
194	at New England (1-5-97)
193	vs. Miami (12-31-72)
188	at Los Angeles Raiders (1-1-84)

FEWEST YARDS GAINED RUSHING

43	vs. Jacksonville (1-5-08)
52	vs. Baltimore (1-18-09)
58	2 times, last time vs. Arizona (2-1-09)
65	at Oakland (12-22-73)
66	3 times, last time vs. Indianapolis (1-14-96)
67	at Tennessee (1-11-03)
68	vs. Baltimore (1-3-15)

FEWEST YARDS GAINED RUSHING BY OPPONENT

15	vs. San Diego (1-11-09)
17	vs. Minnesota (1-12-75)
22	vs. Baltimore (1-20-02)
24	vs. Houston (1-6-80)
25	vs. Miami (12-30-79)
29	at Oakland (12-29-74)
33	vs. Arizona (2-1-09)
35	vs. Baltimore (1-15-11)

MOST RUSHING ATTEMPTS

57	vs. Minnesota (1-12-75)
51	vs. Cleveland (1-7-95)
51	2 times, last time vs. Indianapolis (12-29-96)
50	at Oakland (12-29-74)
49	vs. Baltimore (1-20-02)
47	vs. Houston (1-7-79)

MOST RUSHING ATTEMPTS BY OPPONENT

55	at Oakland (12-22-73)
51	at Oakland (12-26-76)
49	vs. Miami (12-31-72)
41	vs. Baltimore (12-27-75)

FEWEST RUSHING ATTEMPTS

17	vs. Cleveland (1-7-95)
19	vs. Baltimore (1-3-15)
20	3 times, last time at Tennessee (1-11-03)
21	at Oakland (12-26-76)
22	vs. New England (1-27-02)
23	three times, last time at Denver (1-8-12)

FEWEST RUSHING ATTEMPTS BY OPPONENT

11	vs. Baltimore (1-20-02)
12	2 times, last time vs. Arizona (2-1-09)
14	at Indianapolis (1-15-06)
15	vs. Green Bay (2-6-11)
18	vs. Baltimore (1-15-11)
19	vs. New England (1-3-98)

PASSING

MOST NET YARDS GAINED PASSING

349	vs. San Diego (1-15-95)
343	vs. Cleveland (1-5-03)
325	vs. San Diego (1-9-83)
319	vs. Baltimore (1-3-15)
312	vs. Miami (1-6-85)
309	vs. L.A. Rams (1-20-80)
301	at Baltimore Colts (12-19-76)

MOST NET YARDS GAINED PASSING BY OPPONENT

435	at Miami (1-6-85)
409	vs. Cleveland (1-5-03)
374	vs. Arizona (2-1-09)
333	vs. San Diego (1-9-83)
331	at Tennessee (1-11-03)
316	at Denver (1-8-12)
315	at Houston (OT) (12-31-89)

FEWEST NET YARDS GAINED PASSING

43	vs. Philadelphia (12-21-47)
76	vs. Baltimore (12-27-75)
84	vs. Minnesota (1-12-75)
90	at New England (1-5-97)
95	at Oakland (12-29-74)
111	vs. Buffalo (1-9-93)
112	at Houston (OT) (12-31-89)

FEWEST NET YARDS GAINED PASSING BY OPPONENT

63	at Oakland (12-26-76)
70	vs. Houston (1-7-79)
72	vs. Baltimore (12-27-75)
78	vs. Oakland (12-23-72)
91	vs. Baltimore (1-15-11)

PITTSBURGH STEELERS POSTSEASON RECORDS

MOST PASS ATTEMPTS

54	vs. San Diego (1-15-95)
49	vs. <i>Dallas</i> (1-28-96)
48	vs. Cleveland (1-5-03) vs. Baltimore (1-3-15)
42	3 times, last time vs. Jacksonville (1-5-08)
41	2 times, last time at Tennessee (1-11-03)
40	vs. <i>Green Bay</i> (2-6-11) at Denver (1-8-12)
39	2 times, last time at New England (1-5-97)

MOST PASS ATTEMPTS BY OPPONENT

49	vs. <i>Seattle</i> (2-5-06)
48	at Houston (OT) (12-31-89)
44	3 times, last time at Tennessee (1-11-03)
43	2 times, last time vs. <i>Arizona</i> (2-1-09)
42	vs. Oakland (1-4-76)

FEWEST PASS ATTEMPTS

13	vs. Baltimore (12-27-75)
14	vs. <i>Minnesota</i> (1-12-75)
17	at Oakland (12-29-74)
19	3 times, last time vs. N.Y. Jets (1-23-11)

FEWEST PASS ATTEMPTS BY OPPONENT

16	2 times, last time vs. Miami (12-31-72)
17	at Oakland (12-22-73)
20	at Denver (1-7-90)
21	vs. Jacksonville (1-5-08) at Denver (1-8-12)
22	3 times, last time vs. San Diego (1-15-95)

MOST PASS COMPLETIONS

33	vs. Baltimore (1-3-15)
32	vs. San Diego (1-15-95)
30	vs. Cleveland (1-5-03)
29	vs. Jacksonville (1-5-08)
28	2 times, last time vs. Dallas (1-28-96)
25	vs. Indianapolis (1-14-96)
25	vs. <i>Green Bay</i> (2-6-11)

MOST PASS COMPLETIONS BY OPPONENT

31	vs. <i>Arizona</i> (2-1-09)
29	2 times, last time at Houston (OT) (12-31-89)
27	at Tennessee (OT) (1-11-03)
26	2 times, last time vs. <i>Seattle</i> (2-5-06)
25	at Cincinnati (1-8-06)

FEWEST PASS COMPLETIONS

8	2 times, last time at Oakland (12-29-74)
9	2 times, last time vs. <i>Minnesota</i> (1-12-75)
10	3 times, last time vs. N.Y. Jets (1-23-11)

FEWEST PASS COMPLETIONS BY OPPONENT

8	vs. Baltimore (12-27-75)
9	vs. Jacksonville (1-5-08)
10	3 times, last time at Denver (1-8-12)

11	5 times, last time vs. San Diego (1-15-95)
----	--

MOST PASSES ATTEMPTED BY BOTH TEAMS

91	vs. Cleveland (1-5-03, Pitt. 48, Clev. 43)
86	at Kansas City (OT) (1-8-94, K.C. 44, Pitt. 42)
85	at Tennessee (1-11-03, Tenn. 44, Pitt. 41)
81	3 times, last time vs. New England (1-27-02, Pitt. 42, N.E. 39)
76	vs. San Diego (1-15-95, Pitt. 54, S.D. 22)

MOST PASSES HAD INTERCEPTED

3	10 times, last time vs. Jacksonville (1-5-08)
2	14 times, last time vs. Baltimore (1-3-15)
1	14 times, last time at Denver (1-8-12)
0	17 times, last time vs. Baltimore (1-15-11)

MOST PASSES HAD INTERCEPTED FROM OPPONENT

5	vs. Houston (1-7-79)
3	6 times, last time vs. Baltimore (1-18-09)
2	13 times, last time vs. Jacksonville (1-5-08)
1	15 times, last time vs. Baltimore (1-15-11)
0	20 times, last time vs. Baltimore (1-3-15)

MOST QB SACKS ALLOWED

7	vs. Buffalo (1-9-93)
6	vs. Jacksonville (1-5-08) vs. Baltimore (1-15-11)
5	at Los Angeles Raiders (1-1-84) at Denver (1-8-12) vs. Baltimore (1-3-15)
4	3 times, last time vs. Baltimore (1-18-09)

MOST QB SACKS ON OPPONENT

7	vs. <i>Dallas</i> (1-18-76)
6	vs. Denver (12-30-78)
5	5 times, last time vs. Baltimore (1-15-11)
4	10 times, last time vs. San Diego (1-11-09)
3	8 times, last time vs. <i>Green Bay</i> (2-6-11)

PUNTING

MOST PUNTS

9	at New England (1-5-97), vs. New England (1-3-98)
8	at Los Angeles Raiders (1-1-84)
7	4 times, last time vs. Baltimore (1-18-09)

MOST PUNTS BY OPPONENT

9	vs. Baltimore (12-27-75)
8	3 times, last time vs. Baltimore (1-20-02)
7	7 times, last time vs. Baltimore (1-18-09)

FEWEST PUNTS

1	3 times, last time vs. N.Y. Jets (1-23-11)
2	6 times, last time vs. Indianapolis (12-29-96)
3	10 times, last time vs. Baltimore (1-3-15)

PITTSBURGH STEELERS POSTSEASON RECORDS

FEWEST PUNTS BY OPPONENT

1	vs. San Diego (1-9-83)
2	4 times, last time vs. Baltimore (1-3-15)
3	at Cincinnati (1-8-06)

HIGHEST PUNTING AVERAGE

53.0	vs. Houston (1-7-79)
51.3	vs. Miami (12-31-72)
51.0	vs. Houston (1-6-80)
<i>51.0</i>	<i>vs. Green Bay (2-6-11)</i>
<i>48.7</i>	<i>vs. Seattle (2-5-06)</i>
48.5	vs. Baltimore (1-15-11)

HIGHEST PUNTING AVERAGE BY OPPONENT

53.8	vs. Baltimore (1-15-11)
<i>50.2</i>	<i>vs. Seattle (2-5-06)</i>
50.0	vs. Indianapolis (1-14-96)
	vs. Jacksonville (1-5-08)
48.0	vs. Oakland (1-9-83)
47.2	vs. San Diego (1-11-09)
45.3	at Indianapolis (1-15-06)

PENALTIES

MOST PENALTIES

12	at Baltimore (12-19-76)
11	vs. Denver (12-30-78)
10	at Denver (12-24-77)

MOST PENALTIES BY OPPONENT

12	vs. New England (1-27-02)
11	vs. <i>Arizona (2-1-09)</i>
9	5 times, last time at Indianapolis (1-15-06)
8	4 times, last time vs. San Diego (1-11-09)

MOST YARDS PENALIZED

114	vs. Baltimore (1-3-15)
111	vs. San Diego (1-15-95)
<i>107</i>	<i>vs. Minnesota (1-12-75)</i>
93	vs. Baltimore (1-15-11)
88	2 times, last time at Baltimore (12-19-76)
86	vs. Cleveland (1-5-03)

MOST YARDS PENALIZED BY OPPONENT

<i>106</i>	<i>vs. Arizona (2-1-09)</i>
104	2 times, last time vs. San Diego (1-11-09)
92	at Tennessee (1-11-03)
90	at Cincinnati (1-8-06)
89	vs. <i>Dallas (1-21-79)</i>

FUMBLES

MOST FUMBLES

6	vs. Houston (1-7-79)
5	vs. Oakland (1-4-76)
4	4 times, last time vs. Buffalo (1-9-93)

MOST FUMBLES BY OPPONENT

6	vs. Houston (1-7-79)
4	3 times, last time vs. Houston (1-6-80)
3	8 times, last time vs. Baltimore (1-18-09)

MOST FUMBLES LOST

5	vs. Oakland (1-4-76)
3	3 times, last time vs. Miami (12-30-79)
2	6 times, last time vs. Baltimore (1-15-11)

MOST FUMBLES LOST BY OPPONENT

4	vs. Houston (1-7-79)
3	3 times, last time vs. Oakland (1-4-76)
2	11 times, last time vs. Baltimore (1-15-11)

Pittsburgh Steelers Playoff Summaries

1947 NFL Divisional Game

Philadelphia 21, Pittsburgh 0
December 21, 1947

PHILADELPHIA — The Eagles of coach Earle (Greasy) Neale were on the rise, destined to play the next three NFL title games, whereas Jock Sutherland's Steelers—the last of the Single-Wing offenses to make the playoffs—would have only one winning season in the next decade and that is how each played.

The Eagles capitalized early on a Pittsburgh error. Pete Pihos blocked a punt by Bob Cifers, and the Eagles gained possession at the Steelers' 14. Two plays later, Tommy Thompson threw a 15-yard touchdown pass to Steve Van Buren. The next period, Thompson went to the air again and found Jack Ferrante for 28 yards and a score that made it 14-0.

In the third quarter, the punting game again got the Steelers into trouble. Cifers outkicked his coverage and Bosh Pritchard wound his way through the Pittsburgh defense, going 79 yards for the final score.

Going into the game the Steelers were torn by controversy. The players demanded an extra paycheck for the playoff. Although they got their money, they outraged their coach Jock Sutherland, who proceeded to hold his pre-game practices outdoors in the snow and ice.

GAME SUMMARY

STEELERS		0	0	0	0	0
Eagles		7	7	7	0	21
TEAM	Q	PLAY				SCORE
PHI	1	Van Buren 15 pass from Thompson (Patton kick)				0-7
PHI	2	Ferrante 28 pass from Thompson (Patton kick)				0-14
PHI	3	Pritchard 79 punt return (Patton kick)				0-21

1962 Playoff Bowl

Detroit 17, Pittsburgh 10
January 6, 1963

MIAMI — The Steelers and Lions met in the third game of what was known as the Playoff Bowl. From 1960-66, the Playoff Bowl was played in Miami, Fla., consisting of the runners-up in each division. Detroit won its third consecutive Playoff Bowl, a 17-10 victory over the Steelers.

In what was a very physical game, the Steelers lost three key starters throughout the game. Halfback Willie Daniel sustained a concussion and a broken jaw, eventual Hall-of-Fame fullback John Henry Johnson left the game with a concussion, and tackle Dan James fractured his leg.

The Lions had the only scoring opportunity of the first quarter, however, a Wayne Walker 27-yard field goal attempt was wide left. He had a second chance in the second quarter and connected to give the Lions a 3-0 lead. The Steelers answered with a five-yard touchdown run by Dick Hoak, giving them a 7-3 lead. Detroit scored on their following drive thanks to a 20-yard pass from Milt Plum to Ken Webb, to give the Lions a 10-7 lead at halftime.

The Steelers tied the game halfway through the third quarter when Lou Michaels kicked a 40-yard field goal.

Detroit clinched the game with an 80-yard, four-play drive. Plum hit Dan Lewis for a gain of 73 yards. Then Ken Webb clinched the victory for the Lions with a three-yard touchdown run.

Bobby Layne replaced Ed Brown at quarterback with 7:46 remaining in the game and almost completed a Steelers' comeback. However, his effort fell short. Layne did complete 4-of-8 passes for 69 yards and one interception.

GAME SUMMARY

STEELERS		0	7	3	0	10
Lions		0	10	7	0	17
TEAM	Q	PLAY				SCORE
DET	2	Walker 27 FG				0-3
PIT	2	Hoak 5 run (Michaels kick)				7-3
DET	2	Webb 20 pass from Plum (Walker kick)				7-10
PIT	3	Michaels 40 FG				10-10
DET	3	Webb 2 run (Walker kick)				10-17

1972 AFC Divisional Playoff

Pittsburgh 13, Oakland 7
December 23, 1972
(50,350)

PITTSBURGH — Two unusual plays, one perhaps the oddest—and certainly the most controversial—in the long history of professional football, provided most of the offense in the final two minutes of what had been a tension-filled defensive struggle.

Field goals of 18 and 20 yards by Roy Gerela had given Pittsburgh a 6-0 lead. QB Ken Stabler erased it as he scrambled 30 yards on a broken play to put Oakland in front with one minute and 13 seconds remaining.

Down to their last play, the Steelers were 60 yards from the Oakland goal when rookie Franco Harris made an incredible shoe-top catch off a ricocheted pass and ran 42 yards for the TD.

The dispute on the game-winning play centered on whether the flight of the ball was altered by the contact of Oakland's Jack Tatum or the Steelers' John "Frenchy" Fuqua.

GAME SUMMARY

Oakland		0	0	0	7	7
STEELERS		0	0	3	10	13
TEAM	Q	PLAY				DRIVE SCORE
PIT	3	Gerela 18 FG				12-78, 5:08 3-0
PIT	4	Gerela 29 FG				5-13, 2:15 6-0
OAK	4	Stabler 30 run (Blanda kick)				12-80, 2:29 6-7
PIT	4	Harris 60 pass from Bradshaw (Gerela kick)				6-80, 1:13 13-7

TEAM STATISTICS

	Raiders	Steelers
First Downs	13 (9-4-0)	13 (7-6-0)
Third Downs	5-16 (31%)	6-18 (33%)
Total Net Yards	216	252
Plays-Avg.	65-3.5	64-4.0
Rushing Yards	138	108
Att.-Avg.	31-4.5	36-3.0
Passing Yards	78	144
Sacked by Opp.	4-24	3-31
Pass.-Att.-Comp.	30-12-2	25-11-1
Punts-Avg.	7-45.1	7-48.2
Penalties	2-15	1-5
Fumbles-Lost	3-2	0-0

INDIVIDUAL STATISTICS

RUSHING: **Pit.** — Harris 18-64; Fuqua 16-25; Bradshaw 2-19. **Oak.** — Hubbard 14-44; Smith 14-57; Davis 2-7; Stabler 1-30, 1 TD.

PASSING: **Pit.** — Bradshaw 25-11-1, 175 1 TD. **Oak.** — Lamonica 18-6-2, 45; Stabler 12-6-0, 57.

RECEIVING: **Pit.** — Shanklin 3-55; Harris 5-96, 1 TD; McMakin 1-9; Young 1-4; Fuqua 1-11. **Oak.** — Hubbard 1-2; Biletnikoff 3-28; Smith 2-8; Chester 3-40; Otto 1-5; Banaszak 1-12; Siani 1-7.

Pittsburgh Steelers Playoff Summaries

1972 AFC Championship

Miami 21, Pittsburgh 17
December 31, 1972
(50,350)

PITTSBURGH — The Steelers stumbled on the last step to a Super Bowl berth when QB Bob Griese rallied the unbeaten Miami Dolphins.

Actually, the outcome may have been determined on a trick play. With the Steelers leading 7-0 by virtue of a TD the first time they had the ball, Larry Seiple ran 37 yards on a fake punt deep into Pittsburgh territory.

The play took away the Steelers' early momentum and led to the Dolphins tying score. After a field goal early in the third quarter gave Pittsburgh its last lead, Griese took over from Earl Morrall and drove his team 80 yards for the go-ahead TD.

A blocked field goal attempt paved the way for Miami's third TD. Terry Bradshaw made it necessary as he returned to the game after suffering a first quarter head injury. He completed four straight passes for 71 yards to pull his team within four points, but two interceptions ended Pittsburgh's Cinderella season.

GAME SUMMARY

Dolphins	0	7	7	7	21
STEELERS	7	0	3	7	17

TEAM	Q	PLAY	DRIVE	SCORE
PIT	1	Mullins recovered Bradshaw fumble in end zone (Gerela kick)	11-48, 6:44	7-0
MIA	2	Csonka 9 pass from Morrall (Yepremian kick)	6-54, 3:03	7-7
PIT	3	Gerela 14 FG	9-73, 4:00	10-7
MIA	3	Klick 2 run (Yepremian kick)	12-80, 6:29	10-14
MIA	4	Klick 3 run (Yepremian kick)	11-49, 5:22	10-21
PIT	4	Young 12 pass from Bradshaw (Gerela kick)	4-71, 2:04	17-21

TEAM STATISTICS

	Dolphins	Steelers
First Downs	19 (11-6-2)	13 (6-6-1)
Third Downs	9-20 (45%)	5-12 (42%)
Total Net Yards	314	250
Plays-Avg.	65-4.8	46-5.4
Rushing Yards	193	128
Att.-Avg.	49-3.9	26-4.9
Passing Yards	121	122
Pass.-Att.-Comp.	16-10-1	20-10-2
Punts-Avg.	4-35.5	4-51.3
Penalties-Yds.	2-19	4-30
Fumbles-Lost	0-0	2-0

INDIVIDUAL STATISTICS

RUSHING: Mia. - Morris 16-76; Csonka 24-68; Seiple 1-37; Klick 8-12, 2 TD. Pit. - Harris 16-76; Fuqua 8-47; Bradshaw 2-5.
PASSING: Mia. - Morrall 11-7-1, 51, 1 TD; Griese 5-3-0, 70. Pit. - Bradshaw 10-5-2, 80, 1 TD; Hanratty 10-5-0, 57.
RECEIVING: Mia. - Fleming 5-50; Warfield 2-63; Csonka 1-9, 1 TD; Mandich 1-5; Morris 1-(6). Pit. - Young 4-54, 1 TD; Shanklin 2-49; Harris 2-3; McMakin 1-22; Brown 1-9.

1973 AFC Wild Card Game

Oakland 33, Pittsburgh 14
December 22, 1973
(51,110)

OAKLAND, Calif. — The Raiders got a full measure of revenge for three straight losses to the Steelers, including one on the opening round of the AFC playoffs in 1972.

Oakland drove 80 yards for a touchdown the first time they had the ball and quarterback Ken Stabler mixed a strong inside running game with accurate short passes, a pattern he was to follow all afternoon.

A Steelers' touchdown late in the second quarter narrowed the halftime score to 10-7.

The Raiders added field goals on their first two third-quarter possessions. Two plays after the second one Willie Brown picked off a Terry Bradshaw pass in the flat and returned it 54 yards to put the game out of reach.

A fourth George Blanda field goal preceded Bradshaw's second touchdown pass—a 26-yarder to Frank Lewis.

GAME SUMMARY

STEELERS	0	7	0	7	14
Raiders	7	3	13	10	33

TEAM	Q	PLAY	SCORE
OAK	1	Hubbard 1 run (Blanda kick)	0-7
OAK	2	Blanda 25 FG	0-10
PIT	2	Pearson 4 pass from Bradshaw (Gerela kick)	7-10
OAK	3	Blanda 31 FG	7-13
OAK	3	Blanda 22 FG	7-16
OAK	3	Brown 54 Interception return (Blanda kick)	7-23
OAK	4	Blanda 10 FG	7-26
PIT	4	Lewis 26 pass from Bradshaw (Gerela kick)	14-26
OAK	4	Hubbard 1 run (Blanda kick)	14-33

TEAM STATISTICS

	Steelers	Raiders
First Downs	15 (2-10-3)	24 (14-8-2)
Third Downs	5-11 (45%)	10-17 (59%)
Total Net Yards	223	361
Plays-Avg.	46-4.8	74-4.8
Rushing Yards	65	232
Att.-Avg.	20-3.2	55-4.2
Passing Yards	158	129
Pass.-Att.-Comp.	25-12-3	17-14-0
Punts-Avg.	5-41.6	2-39.0
Penalties-Yds.	4-60	9-75
Fumbles-Lost	1-0	0-0

INDIVIDUAL STATISTICS

RUSHING: Pit. – Harris 10-29; Pearson 4-14; Fuqua 3-13; Bradshaw 3-9. Oak. – Hubbard 20-91, 2 TD; Smith 17-73; Davis 12-48; Banaszak 5-17; Moore 1-3.
PASSING: Pit. – Bradshaw 12-25-3, 167, 2 TD. Oak. – Stabler 14-17-0, 142.
RECEIVING: Pit. – Lewis 4-70, 1 TD, Fuqua 4-52; B. Pearson 2-7 1 TD; P. Pearson 1-24; Williams 1-14. Oak. – Siani 5-68; Moore 3-26; Smith 2-10; Hubbard 1-17; Biletnikoff 1-8; Branch 1-8; Banaszak 1-5.

Pittsburgh Steelers Playoff Summaries

1974 AFC Divisional Playoff

Pittsburgh 32, Buffalo 14
December 22, 1974
(48,321)

1974 AFC Championship

Pittsburgh 24, Oakland 13
December 29, 1974
(53,513)

PITTSBURGH — The Steelers' offense took the pressure off their defensive teammates early by exploding for four second-quarter touchdowns as Terry Bradshaw played one of the finest games of his pro career.

Trailing 7-3 after young Joe Ferguson led the Bills on a well-executed 56-yard drive, the Steelers went ahead for good when Bradshaw connected with Rocky Bleier for a 27-yard scoring toss. Before the halftime intermission, Franco Harris ripped off three touchdown runs in less than five minutes to tie an NFL record and put the game out of Buffalo's reach.

Harris' middle score was set up by Lynn Swann's sensational diving catch on the Buffalo four-yard line that was the game's biggest play and probably the turning point.

The game's most crucial turnover, a Jim Braxton fumble after he had run 30 yards into Steelers' territory, preceded that Pittsburgh series.

The big halftime margin forced the Bills out of their normal ball-control offense and Ferguson was greatly handicapped as he threw 15 times in the second half against a stacked defense. While Buffalo played catch-up, the Steelers were content to run the ball. Bradshaw threw just five times in the final half.

GAME SUMMARY

Bills	7	0	7	0	14
STEELERS	3	26	0	3	32

TEAM	Q	PLAY	SCORE
PIT	1	Gerela 21 FG	0-3
BUF	1	Seymour 22 pass from Ferguson (Leypoldt kick)	7-3
PIT	2	Bleier 27 pass from Bradshaw (kick failed)	7-9
PIT	2	Harris 1 run (Gerela kick)	7-16
PIT	2	Harris 4 run (kick failed)	7-22
PIT	2	Harris 1 run (Gerela kick)	7-29
BUF	3	Simpson 3 pass from Ferguson (Leypoldt kick)	14-29
PIT	4	Gerela 22 FG	14-32

TEAM STATISTICS

	Bills	Steelers
First Downs	15 (5-10-0)	29 (18-9-2)
Third Downs	3-11 (27%)	7-14 (50%)
Total Net Yards	264	438
Plays-Avg.	47-5.6	72-6.1
Rushing Yards	100	235
Att.-Avg.	21-4.8	51-4.6
Passing Yards	164	203
Pass.-Att.-Comp.	26-11-0	21-12-0
Punts-Avg.	5-39.4	3-38.7
Penalties-Yds.	3-15	2-10
Fumbles-Lost	2-1	2-0

INDIVIDUAL STATISTICS

RUSHING: Buf. - Simpson 15-49; Braxton 5-48; Ferguson 1-3. **Pit.** - Harris 24-74, 2 TD; Bradshaw 5-48; Bleier 14-45; Davis 5-32; Swann 2-24; Gilliam 1-12.

PASSING: Buf. - Ferguson 26-11-0, 164, 2 TD. **Pit.** - Bradshaw 19-12-0 203, 1 TD; Gilliam 2-0-0.

RECEIVING: Buf. - Hill 4-59; Simpson 3-37; Seymour 2-35; Rasha 1-25; Braxton 1-8. **Pit.** - Swann 3-60; Bleier 3-54, 1 TD; Lewis 2-18; Brown 1-29; McMakin 1-22; Shanklin 1-15; Harris 1-5.

OAKLAND, Calif. — The Steelers combined the power running of Franco Harris and Rocky Bleier with a defense that held the Raiders to an incredible 29 yards rushing and intercepted three Ken Stabler passes en route to a 24-13 victory.

The Steelers took command of the game after Stabler combined with Cliff Branch on a 38-yard touchdown pass to give the Raiders a 10-3 lead in the third quarter.

The teams had traded first half field goals. Taking the kickoff following Branch's score, the Steelers grinded out 61 yards in nine plays with Harris blasting up the middle for eight yards and the touchdown on the first play of the fourth quarter. Jack Ham's second interception of the day paved the way to the Steelers' winning score. He returned it 24 yards to the Oakland nine.

Terry Bradshaw, who played another outstanding game, hit Lynn Swann in the end zone for the touchdown. The Raiders added a second field goal but it was the end of the line for them as the Steeler defense totally dominated the line of scrimmage.

J.T. Thomas' interception with just over a minute to play ended any Oakland comeback hopes. Harris followed with a 21-yard touchdown run.

GAME SUMMARY

STEELERS	0	3	0	21	24
Raiders	3	0	7	3	13

TEAM	Q	PLAY	DRIVE	SCORE
OAK	1	Blanda 40 FG	7-41, 2:45	0-3
PIT	2	Gerela 23 FG	9-50, 5:12	3-3
OAK	3	Branch 38 pass from Stabler (Blanda kick)	8-80, 4:10	3-10
PIT	4	Harris 8 run (Gerela kick)	9-61, 4:59	10-10
PIT	4	Swann 6 pass from Bradshaw (Gerela kick)	4-9, 1:23	17-10
OAK	4	Blanda 24 FG	9-85, 4:00	17-13
PIT	4	Harris 21 run (Gerela kick)	2-24, 0:13	24-13

TEAM STATISTICS

	Steelers	Raiders
First Downs	20 (11-7-2)	15 (0-13-2)
Third Downs	9-16 (56%)	4-13 (31%)
Total Net Yards	305	278
Plays-Avg.	67-4.6	57-4.8
Rushing Yards	224	29
Att.-Avg.	50-4.5	21-1.4
Passing Yards	81	249
Pass.-Att.-Comp.	17-8-1	36-19-3
Punts-Avg.	4-41.0	5-43.4
Penalties-Yds.	4-30	5-60
Fumbles-Lost	3-2	0-0

INDIVIDUAL STATISTICS

RUSHING: Pit. - Harris 29-111, 2 TD; Bleier 18-98; Bradshaw 3-15. **Oak.** - Davis 10-16; Banaszak 3-7; Hubbard 7-6; Stabler 1-0.

PASSING: Pit. - Bradshaw 17-8-1, 95, 1 TD. **Oak.** - Stabler 36-19-3 271, 1 TD.

RECEIVING: Pit. - Brown 2-37; Bleier 2-25; Swann 2-17, 1 TD; Stallworth. **Oak.** - Branch 9-186, 1 TD; Moore 4-32; Biletnikoff 3-45; Davis 2-8; Banaszak 1-0.

Pittsburgh Steelers Playoff Summaries

1975 AFC Divisional Playoff

Pittsburgh 28, Baltimore 10
December 27, 1975
(49,053)

1975 AFC Championship

Pittsburgh 16, Oakland 10
January 4, 1976
(49,103)

PITTSBURGH — Franco Harris ran for an AFC playoff record 153 yards but it was Mel Blount's interception late in the third quarter that provided the Steelers with the impetus to overcome a 10-7 Baltimore lead, propelling the Steelers to a 28-10 victory.

Following Jack Ham's interception, the Steelers put together a 61-yard, four-play drive, highlighted by Frank Lewis' sensational one-handed 34-yard catch, to take a 7-0 lead late in the first quarter.

Playing without regular quarterback Bert Jones, the Colts used a Lloyd Mumphord interception to tie the game on Marty Domres' pass to Glenn Doughty.

Another turnover, one of four by the Steelers, a fumble by Harris at his own 19, gave the Colts a field goal and their only lead of the game. Three minutes later Blount made his steal and Bleier scored standing up on the first play.

The Pittsburgh defense stiffened, holding the Colts without a first down on their next three possessions. The Steelers put it out of reach with Terry Bradshaw's gutsy two-yard touchdown run which capped a 39-yard drive.

Then Andy Russell scored on a record 93-yard fumble return following a Ham sacking of Jones who had returned at the start of the final quarter.

PITTSBURGH — In a game that was not decided until the final play, the Steelers overcame eight turnovers, including a lost onside kick, which gave the Raiders a final opportunity to win, for a 16-10 victory.

The game was played on an icy field with temperatures in the teens and strong, gusty winds.

Oakland intercepted two passes in the first quarter but the best they could get out of them was a missed 38-yard field goal. The Steelers took advantage of the initial Raider turnover, the first of Mike Wagner's two interceptions and a 20-yard return, to get on the board with a field goal.

The Steelers missed two field-goal attempts, 44- and 48-yard tries, in a third quarter in which the Raiders committed three turnovers to the Steelers' one.

Franco Harris completed a 70-yard drive when he found the middle jammed and swung around his left side for 25 yards scoring the game's first TD on the second play of the final quarter.

Ken Stabler responded with a 60-yard, six-pass drive to reduce the Steeler lead to three again.

Another Oakland fumble, which Jack Lambert grabbed for his third recovery of the game on the Oakland 25, set up the final Steelers score. While the Steelers were running out the clock, Harris fumbled and the Raiders quickly moved into position for a 41-yard field goal. The Steelers committed their third fumble in the final five minutes of the game on the ensuing onside kickoff but time ran out on the Raiders.

GAME SUMMARY

Colts	0	7	3	0	10
STEELERS	7	0	7	14	28

TEAM	Q	PLAY	DRIVE	SCORE
PIT	1	Harris 8 run (Gerela kick)	4-61, 1:30	7-0
BAL	1	Doughty 5 pass from Domres (Linhart kick)	5-19, 2:33	7-7
BAL	3	Linhart 24 FG	7-15, 2:54	7-10
PIT	3	Bleier 7 run (Gerela kick)	1-7, 0:05	14-10
PIT	4	Bradshaw 2 run (Gerela kick)	7-39, 2:21	21-10
PIT	4	Russell 93 fumble return (Gerela kick)	—	28-10

TEAM STATISTICS		
	Colts	Steelers
First Downs	10 (4-4-2)	16 (13-3-0)
Third Downs	6-21 (28%)	4-12 (33%)
Total Net Yards	154	287
Plays-Avg.	68-2.3	59-4.9
Rushing Yards	82	211
Att.-Avg.	41-2.3	43-4.9
Passing Yards	72	76
Pass.-Att.-Comp.	22-8-2	13-8-2
Punts-Avg.	9-40.1	4-39.8
Fumbles-Lost	2-1	3-3
Penalties-Yds.	6-53	5-45

INDIVIDUAL STATISTICS	
RUSHING: Bal. - Mitchell 26-63; Domres 4-17; Jones 2-6; Olds 5-6; McCauley 3-3; Carr 1-(-13). Pit. - Harris 27-153, 1 TD; Bleier 12-28, 1 TD; Bradshaw 3-22; Collier 1-8.	
PASSING: Bal. - Jones 11-6-0, 91; Domres 11-2-2, 9, 1 TD. Pit. - Bradshaw 13-8-2, 103.	
RECEIVING: Bal. - Mitchell 4-20; Doughty 2-63; McCauley 1-9; Kennedy 1-8. Pit. - Lewis 3-65; Swann 2-15; Bleier 2-14; Brown 1-9.	

GAME SUMMARY

Raiders	0	0	0	10	10
STEELERS	0	3	0	13	16

TEAM	Q	PLAY	DRIVE	SCORE
PIT	2	Gerela 36 FG	5-31, 2:29	3-0
PIT	4	Harris 25 run (Gerela kick)	5-70, 2:15	10-0
OAK	4	Siani 14 pass from Stabler (Blanda kick)	6-60, 1:45	10-7
PIT	4	Stallworth 20 pass from Bradshaw (snap fumbled)	3-25, 1:18	16-7
OAK	4	Blanda 41 FG	6-41, 1:14	16-10

TEAM STATISTICS		
	Raiders	Steelers
First Downs	18 (3-13-2)	16 (5-10-1)
Third Downs	7-18 (39%)	5-13 (38%)
Total Net Yards	321	332
Plays-Avg.	76-4.2	64-5.2
Rushing Yards	93	117
Att.-Avg.	32-2.9	39-3.0
Passing Yards	228	215
Pass.-Att.-Comp.	42-18-2	25-15-3
Punts-Avg.	8-37.8	4-38.5
Fumbles-Lost	4-3	5-5
Penalties-Yds.	4-40	3-32

INDIVIDUAL STATISTICS	
RUSHING: Oak. - Banaszak 8-33; Hubbard 10-30; C. Davis 13-29; J. Phillips 1-1. Pit. - Harris 27-79; Bradshaw 2-22; Bleier 10-16.	
PASSING: Oak. - Stabler 42-18-2, 246, 1 TD. Pit. - Bradshaw 25-15-3, 215, 1 TD.	
RECEIVING: Oak. - Siani 5-80, 1 TD; Casper 5-67; Branch 2-56; Banaszak 2-12; Moore 2-12; Hart 1-16; C. Davis 1-3. Pit. - Harris 5-58; Grossman 4-36; Swann 2-45; Stallworth 2-30, 1 TD; Lewis 1-33; Brown 1-13.	

Pittsburgh Steelers Playoff Summaries

1976 AFC Divisional Playoff

Pittsburgh 40, Baltimore 14
December 19, 1976
(60,020)

PITTSBURGH — The Steelers struck quick with a 76-yard touchdown pass from Terry Bradshaw to Frank Lewis on the game's third play en route to setting league marks for total yardage and a then-team postseason record for points, with a 40-14 win.

Terry Bradshaw played the finest game of his career, setting then-personal highs by completing 78 percent of his passes for three touchdowns.

The Steelers scored five of the first six times they had the ball and their 17-point second quarter sealed the victory.

First-half interceptions by Mike Wagner and Glen Edwards and five quarterback sacks, two by Andy Russell on successive plays, paced the defense.

However, the victory was a very costly one, which would take its toll one week later.

Both Franco Harris and Rocky Bleier suffered injuries which sidelined them for the AFC title game. Harris was hurt early in the third quarter after rushing for 132 yards. Frenchy Fuqua and Reggie Harrison picked up the slack, making large contributions rushing and receiving.

GAME SUMMARY

STEELERS		9	17	0	14	40
Colts		7	0	0	7	14
TEAM	Q	PLAY			DRIVE	SCORE
PIT	1	Lewis 76 pass from Bradshaw (kick failed)			3-78, 1:28	6-0
PIT	1	Gerela 45 FG			8-50, 4:06	9-0
BAL	1	Carr 17 pass from Jones (Linhart kick)			9-69, 5:04	9-7
PIT	2	Harrison 1 run (Gerela kick)			6-32, 3:00	16-7
PIT	2	Swann 29 pass from Bradshaw (Gerela kick)			5-54, 1:45	23-7
PIT	2	Gerela 25 FG			5-39, 0:36	26-7
PIT	4	Swann 11 pass from Bradshaw (Gerela kick)			9-68, 4:34	33-7
BAL	4	Leaks 1 run (Linhart kick)			9-65, 3:17	33-14
PIT	4	Harrison 10 run (Mansfield kick)			5-50, 3:04	40-14

TEAM STATISTICS

	Steelers	Colts
First Downs	29 (12-15-2)	16 (4-8-4)
Third Downs	9-10 (90%)	4-9 (44%)
Total Net Yards	526	170
Plays-Avg.	65-8.1	53-3.2
Rushing Yards	225	71
Att.-Avg.	40-5.6	23-3.1
Passing Yards	301	99
Pass.-Att.-Comp.	24-19-0	25-11-2
Punts-Avg.	1-33	4-40.5
Fumbles-Lost	2-1	0-0
Penalties-Yds.	12-8	7-59

INDIVIDUAL STATISTICS

RUSHING: Pit. - Harris 18-132; Fuqua 11-54; Harrison 10-40, 2 TD; Bleier 1-(-1). Bal. - Mitchell 16-55; Leaks 4-12, 1 TD; McCauley 1-1; Jones 2-3.

PASSING: Pit. - Bradshaw 18-14-0, 264, 3 TD; Kruczek 6-5-0, 44. Bal. - Jones 25-11-2, 144, 1 TD.

RECEIVING: Pit. - Swann 5-77, 2 TDs; Harrison 4-37; Harris 3-24; Lewis 2-103, 1 TD; Fuqua 2-34; Bell 2-25; Stallworth 1-8. Bal. - Mitchell 5-42, Chester 3-42; Carr 2-35; Doughty 1-25.

1976 AFC Championship

Oakland 24, Pittsburgh 7
December 26, 1976
(53,739)

OAKLAND, Calif. — The Steelers and Raiders met for a fifth straight year in the playoffs and third season in a row for the AFC title.

The Raiders ended the Steelers seven-game postseason winning streak with a surprisingly strong running game and the timely passing of Ken Stabler, which they parlayed with a tenacious defense onto a 24-7 victory.

Oakland grabbed a 10-point lead on a pair of Steelers' errors. A partially blocked punt led to a field goal and an interception on a deflection that was returned to the one yard-line set up a touchdown.

Forced to throw because of injuries to Franco Harris and Rocky Bleier, neither of whom played, the Steelers fought back and on their next possession and went 75 yards with all but 16 coming through the air. However, the Raiders matched it by storming 69 yards to score with 23 seconds left in the half.

After their 63-yard scoring drive in the third quarter, the Raiders were content to play conservatively while the desperate Steelers were forced to play catch-up, something they were unable to do this day.

GAME SUMMARY

STEELERS		0	7	0	0	7
Raiders		3	14	7	0	24
TEAM	Q	PLAY			DRIVE	SCORE
OAK	1	Mann 39 FG			7-38, 3:20	0-3
OAK	2	Davis 1 run (Mann kick)			3-1, 5:30	0-10
PIT	2	Harrison 3 run (Mansfield kick)			8-75, 5:00	7-10
OAK	2	Bankston 4 pass from Stabler (Mann kick)			14-69, 4:04	7-17
OAK	3	Banaszak 5 pass from Stabler (Mann kick)			12-63, 6:47	7-24

TEAM STATISTICS

	Steelers	Raiders
First Downs	13 (3-8-2)	15 (7-7-1)
Third Downs	4-14 (28%)	7-18 (39%)
Total Net Yards	237	220
Plays-Avg.	59-4.0	68-3.3
Rushing Yards	72	157
Att.-Avg.	21-3.4	51-3.1
Passing Yards	165	63
Pass.-Att.-Comp.	35-14-1	16-10-0
Punts-Avg.	7-37.3	7-44
Fumbles-Lost	1-0	2-0
Penalties-Yds.	5-29	7-34

INDIVIDUAL STATISTICS

RUSHING: Pit. - Harrison 11-44, 1 TD; Fuqua 8-24; Bradshaw 1-4; Cunningham 1-0. Oak. - Van Eeghen 22-66; Davis 11-54, 1 TD; Banaszak 15-46; Garrett 2-4; Casper 1-(-13).

PASSING: Pit. - Bradshaw 35-14-1, 176. Oak. - Stabler 16-10-0, 88, 2 TD; Rae 0-0-0, 0.

RECEIVING: Pit. - Cunningham 4-36; Swann 3-58; Fuqua 2-11; Harrison 2-10; Brown 1-32; Stallworth 1-18; Lewis 1-11. Oak. - Branch 3-46; Bankston 2-11, 1 TD; Davis 2-7; Van Eeghen 1-14; Banaszak 1-5, 1 TD; Casper 1-5.

Pittsburgh Steelers Playoff Summaries

1977 AFC Divisional Playoff

Denver 34, Pittsburgh 21
December 24, 1977
(75,011)

DENVER — Making the same mistakes that typified their play during the regular season, the Steelers were eliminated in the opening round of the playoffs for the first time since 1973, losing to Denver 34-21.

Pittsburgh lost the football on four turnovers plus a blocked punt, which accounted for 24 of Denver's points. The blocked punt and a Franco Harris fumble set up short scoring drives of 17 and 10 yards which kept the Broncos in the game in the first half when the Steelers held a 183-44 edge in offensive yardage. Both Steelers touchdowns came on long, time-consuming drives in the second quarter as Harris ran for 82 yards in the first half with 60 of them coming during the two scoring efforts.

In the second half, the Steelers deserted their productive running game and rushed the ball just nine times with Harris getting it five times after carrying on 23 occasions in the initial 30 minutes. They were outgained by Denver, 214-121.

After stopping the Broncos four times from inside the two-yard line in the third quarter, the Steelers could not get out of the hole that led to Denver's third score, a first down pass for 30 yards.

The Steelers had one more comeback attempt left as they came from behind for the third time to even the score on a 60-yard, four-play march with all but one of the yards coming through the air.

After that, Pittsburgh got just one first down on its final three possessions and turned the ball over twice on interceptions to set up Denver's last 10 points.

The lone positive note for the Steelers was Harris becoming the first pro player to gain 1,000 yards in postseason play, pushing his total to 1,050.

GAME SUMMARY

STEELERS		0	14	0	7	21
Broncos		7	7	7	13	34
TEAM	Q	PLAY		DRIVE		SCORE
DEN	1	Lytle 7 run (Turner kick)		4-17, 1:18		0-7
PIT	2	Bradshaw 1 run (Gerela kick)		11-56, 5:10		7-7
DEN	2	Armstrong 10 run (Turner kick)		1-10, 0:43		7-14
PIT	2	Harris 1 run (Gerela kick)		9-65, 2:23		14-14
DEN	3	Odoms 30 pass from Morton (Turner kick)		4-41, 0:51		14-21
PIT	4	Brown 1 pass from Bradshaw (Gerela kick)		4-61, 1:42		21-21
DEN	4	Turner 44 FG		7-39, 2:29		21-24
DEN	4	Turner 35 FG		4-2, 0:36		21-27
DEN	4	Dolbin 34 pass from Morton (Turner kick)		2-33, 0:13		21-34

TEAM STATISTICS

	Steelers	Broncos
First Downs	18 (10-8-0)	15 (5-9-1)
Third Downs	11-22 (50%)	4-13 (31%)
Total Net Yards	304	258
Plays-Avg.	76-4.0	61-4.2
Rushing Yards	127	103
Att.-Avg.	39-3.3	37-2.8
Passing Yards	177	155
Pass.-Att.-Comp.	37-19-3	23-11-0
Punts-Avg.	6-34.0	5-37.6
Fumbles-Lost	2-1	3-1
Penalties-Yds.	10-67	3-20

INDIVIDUAL STATISTICS

RUSHING: Pit. - Harris 28-92, 1 TD; Bleier 7-14; Bradshaw 4-21, 1 TD. Den. - Lytle 12-26, 1 TD; Keyworth 5-20; Jensen 4-13; Armstrong 11-44, 1 TD; Morton 5-0.

PASSING: Pit. - Bradshaw 37-19-3, 177, 1 TD. Den. - Morton 23-11-0, 164, 1 TD.

RECEIVING: Pit. - Harris 4-20; Cunningham 3-42; Swann 1-6; Stallworth 4-80; Bleier 2-10; Brown 1-1, 1 TD; Maxson 3-11; Grossman 1-7. Den. - Jensen 2-33; Odoms 5-43, 1 TD; Moses 2-45; Armstrong 1-9; Dolbin 1-34, 1 TD.

1978 AFC Divisional Playoff

Pittsburgh 33, Denver 10
December 30, 1978
(48,921)

PITTSBURGH — Playing their first playoff game at home in three years, the Steelers advanced to the AFC Championship game for the fourth time in six years with one of their best overall performances ever in postseason play, defeating Denver, 33-10.

After falling behind 3-0, the Steelers scored touchdowns on back-to-back possessions to assume a commanding lead and were never seriously threatened thereafter.

The offense gained 425 yards, while Terry Bradshaw had a postseason career-high of 272 yards passing and was aided by the great touchdown receptions of John Stallworth and Lynn Swann, both of whom took balls away from Denver defenders in the end zone. Stallworth set a then-NFL Divisional Playoff record with his 10 catches. Franco Harris added to four NFL postseason records he already held. He increased his totals to 1,155 yards, 282 rushing attempts, five 100-yard games and 12 touchdowns.

The Pittsburgh defense was no less than devastating, completely shutting down the Broncos' running game and marking the sixth straight game in which it did not allow 100 yards rushing. This forced Denver to go to a passing game and resulted in six quarterback sacks.

Joe Greene took away the Broncos early second-half momentum when he blocked a field goal attempt. Then Stallworth and Swann settled the issue with two big catches in a 32-second span of the fourth quarter. Sandwiched between those two plays was Rick Upchurch's fumble on the kickoff following Stallworth's big play, which Dennis Winston recovered.

GAME SUMMARY

Broncos		3	7	0	0	10
STEELERS		6	13	0	14	33
TEAM	Q	PLAY		DRIVE		SCORE
DEN	1	Turner 37 FG		5-6, 3:41		0-3
PIT	1	Harris 1 run (kick failed)		8-66, 3:14		6-3
PIT	2	Harris 18 run (Gerela kick)		4-43, 2:05		13-3
PIT	2	Gerela 24 FG		8-38, 2:20		16-3
DEN	2	Preston 3 run (Turner kick)		4-49, 1:00		16-10
PIT	2	Gerela 27 FG		7-45, 1:42		19-10
PIT	4	Stallworth 48 pass from Bradshaw (Gerela kick)		4-71, 2:14		26-10
PIT	4	Swann 38 pass from Bradshaw (Gerela kick)		2-29, 0:39		33-10

TEAM STATISTICS

	Broncos	Steelers
First Downs	15 (5-8-2)	24 (9-11-4)
Third Downs	3-14 (21%)	6-14 (43%)
Total Net Yards	218	425
Plays-Avg.	55-3.9	69-6.1
Rushing Yards	87	153
Att.-Avg.	27-3.2	40-3.8
Passing Yards	131	272
Pass.-Att.-Comp.	22-12-0	29-16-1
Punts-Avg.	6-34	2-36
Fumbles-Lost	2-2	4-1
Penalties-Yds.	8-104	11-88

INDIVIDUAL STATISTICS

RUSHING: Den. - Keyworth 6-12; Lytle 5-6; Canada 1-3; Perrin 6-6; Preston 4-14, 1 TD; Weese 4-43; Armstrong 1-3. Pit. - Harris 24-105, 2 TD; Bleier 8-26; Bradshaw 2-4; Thornton 2-4; Moser 2-6; Smith 1-4; Deloplain 1-4.

PASSING: Den. - Morton 5-3-0, 34; Weese 16-8-0, 118; Dilts 1-1-0, 16. Pit. - Bradshaw 29-16-1, 272, 2 TD.

RECEIVING: Den. - Moses 2-33; Dolbin 4-77; Lytle 1-(-1); Perrin 2-16; Odoms 1-24; Preston 2-19. Pit. - Stallworth 10-156, 1 TD; Grossman 4-64; Swann 2-52, 1 TD.

Pittsburgh Steelers Playoff Summaries

1978 AFC Championship

Pittsburgh 34, Houston 5
January 7, 1979
(49,417)

PITTSBURGH — The Steelers won their third AFC Championship in five years with an awesome offensive and defensive display, defeating the Houston Oilers, 34-5.

The game was played in a cold, steady rain which contributed to an NFL postseason record of 12 fumbles.

The Steelers built a 14-3 lead on touchdown runs by Franco Harris (seven yards) and Rocky Bleier (17 yards). They broke the game open with a 17-point burst in the last 52 seconds of the first half by capitalizing on three Houston fumbles. Both touchdowns in this span came on Terry Bradshaw passes to John Stallworth and Lynn Swann.

The Steelers quarterback was spectacular in completing 11-of-19 attempts for 200 yards while Dan Pastorini, his counterpart, was harassed by the Pittsburgh defense and the weather. He was intercepted five times and sacked on four occasions, and the tremendous Steelers pass rush forced him to throw most of the time under severe pressure.

Rookie Earl Campbell, the NFL's leading rusher, was limited to 26 yards on 15 carries in the first half and finished the game with just 62 yards on 22 attempts.

The Steelers' dominance was best exhibited by the first half yardage totals of 287 to 54. All-Pro linebacker Jack Ham was a standout with an interception, two fumble recoveries and a sack. The Steelers enjoyed great field position most of the game that was aided by 90 yards in interception returns and 91 yards on Theo Bell's six punt returns.

GAME SUMMARY

Oilers	0	3	2	0	5
STEELERS	14	17	3	0	34
TEAM	Q	PLAY	DRIVE	SCORE	
PIT	1	Harris 7 run (Gerela kick)	5-57, 1:14	7-0	
PIT	1	Bleier 17 run (Gerela kick)	2-17, 0:38	14-0	
HOU	2	Fritsch 19 FG	5-16, 1:18	14-3	
PIT	2	Swann 29 pass from Bradshaw (Gerela kick)	4-69, 0:25	21-3	
PIT	2	Stallworth 17 pass from Bradshaw (Gerela kick)	2-17, 0:13	28-3	
PIT	2	Gerela 37 FG	3-5, 0:14	31-3	
PIT	3	Gerela 22 FG	6-9, 2:32	34-3	
HOU	3	Washington tackled Bleier for safety	—	34-5	

TEAM STATISTICS

	Oilers	Steelers
First Downs	10 (5-3-2)	21 (8-11-2)
Third Downs	1-11 (9%)	1-9 (11%)
Total Net Yards	142	379
Plays-Avg.	56-3.0	66-5.7
Rushing Yards	72	179
Att.-Avg.	26-2.8	47-3.8
Passing Yards	70	200
Pass.-Att.-Comp.	26-12-5	19-11-2
Punts-Avg.	6-39.5	1-53
Fumbles-Lost	6-4	6-3
Penalties-Yds.	5-48	4-32

INDIVIDUAL STATISTICS

RUSHING: Hou. - Campbell 22-62; Woods 1-9; Coleman 1-(-5); Wilson 2-6. **Pit.** - Harris 20-51, 1 TD; Bleier 10-45, 1 TD; Bradshaw 7-29; Deloplane 3-28; Thornton 3-22; Moser 3-7; Kruczek 1-(-3).

PASSING: Hou. - Pastorini 26-12-5, 96. **Pit.** - Bradshaw 19-11-2, 200, 2 TD; Kruczek 0-0-0, 0.

RECEIVING: Hou. - Caster 5-44; Wilson 5-33; Coleman 1-15; Campbell 1-4. **Pit.** - Swann 4-98, 1 TD; Grossman 2-43; Bleier 4-42; Stallworth 1-17, 1 TD.

1979 AFC Divisional Playoff

Pittsburgh 34, Miami 14
December 30, 1979
(50,214)

PITTSBURGH — The Steelers were flawless in the first quarter, controlling the football for more than 13 minutes and scoring touchdowns the first three times they had the ball en route to a 34-14 victory. Miami was able to run just seven plays for a net of two yards.

Pittsburgh converted four of four third-down plays in the opening period and was successful on 11-of-14 the entire game. In directing the three early drives, Terry Bradshaw completed 7-of-9 passes.

With a big cushion, the defense never gave Miami a chance, stopping the Dolphins without a score twice in the second quarter when they had first downs inside the Pittsburgh 10-yard line. Dennis Winston's interception ended one drive and a great goal-line stand the other.

At halftime the Steelers held a 229-35 edge in yardage and a 15-4 margin in first downs. For the game, the Dolphins, a ball-control team, rushed for 25 yards on 22 carries with 21 of those yards coming in the final quarter.

It was the fourth straight postseason game in which the Steelers had scored over 30 points. Bradshaw set a personal postseason record with 21 completions, and Franco Harris was the leading rusher for the 12th time in 15 postseason games increasing his all-time lead total to 1,357 yards and scored his 15th touchdown, another postseason record. The victory was the Steelers' 15th straight at home and sixth postseason win in a row at Three Rivers Stadium.

GAME SUMMARY

Dolphins	0	0	7	7	14
STEELERS	20	0	7	7	34
TEAM	Q	PLAY	DRIVE	SCORE	
PIT	1	Thornton 1 run (Bahr kick)	13-62, 6:53	7-0	
PIT	1	Stallworth 17 pass from Bradshaw (kick blocked)	9-62, 1:55	13-0	
PIT	1	Swann 20 pass from Bradshaw (Bahr kick)	6-56, 2:28	20-0	
MIA	3	Harris 7 pass from Griese (Von Schamann kick)	2-11, 0:49	20-7	
PIT	3	Bleier 1 run (Bahr kick)	12-69, 3:53	27-7	
PIT	4	Harris 5 run (Bahr kick)	9-43, 5:08	34-7	
MIA	4	Csonka 1 run (Von Schamann kick)	13-76, 5:48	34-14	

TEAM STATISTICS

	Dolphins	Steelers
First Downs	16 (2-11-3)	27 (14-12-1)
Third Downs	7-19 (36%)	11-14 (78%)
Total Net Yards	249	379
Plays-Avg.	65-3.8	72-5.3
Rushing Yards	25	159
Att.-Avg.	65-3.8	72-5.3
Passing Yards	224	220
Pass.-Att.-Comp.	40-22-2	31-21-0
Punts-Avg.	4-36.3	2-29.5
Fumbles-Lost	0-0	3-3
Penalties-Yds.	4-35	8-41

INDIVIDUAL STATISTICS

RUSHING: Mia. - Csonka 10-20, 1 TD; Williams 8-1; Davis 2-12; Griese 1-1; Roberts 1-(-9). **Pit.** - Harris 21-83, 1 TD; Thornton 12-52, 1 TD; Bleier 4-13, 1 TD; Hawthorne 2-15; Anderson 1-(-4).

PASSING: Mia. - Griese 26-14-1, 118, 1 TD; Strock 14-8-1, 125. **Pit.** - Bradshaw 31-21-0, 230, 2 TD.

RECEIVING: Mia. - Williams 6-26; Moore 5-93; Harris 3-61, 1 TD; Nathan 3-27; Davis 2-24; Hardy 2-12. **Pit.** - Stallworth 6-86, 1 TD; Smith 4-41; Harris 5-32; Swann 3-37, 1 TD; Thornton 3-34.

Pittsburgh Steelers Playoff Summaries

1979 AFC Championship

Pittsburgh 27, Houston 13

January 6, 1980

(50,475)

PITTSBURGH — The Steelers won their fourth AFC Championship in six years in a hard-fought, physical game over the Houston Oilers that was much closer than the 27-13 final score indicates, typifying the rivalry that exists between the AFC Central rivals.

Even though the statistics favored the Steelers, their last touchdown came in the final minute and the final score was their largest margin of the game.

Terry Bradshaw continued his spectacular postseason play, converting 13-of-19 third-down opportunities, and the defense did not allow a touchdown, holding the Oilers to just 24 yards rushing and Earl Campbell to 15 yards on 17 attempts.

Houston jumped in front when Vernon Perry stopped a promising drive with an interception which he returned 75 yards for a score. The teams traded field goals on back-to-back possessions.

Bradshaw guided his team to touchdowns on their next two chances which gave the Steelers a lead they never surrendered although it was seriously threatened late in the third quarter when the officials ruled Mike Renfro did not have possession on what appeared to be a tying touchdown pass. The Oilers settled for a field goal which the Steelers soon matched.

A fumble led to Pittsburgh's last score.

Bradshaw's two touchdown passes gave him a postseason career total of 26, an NFL record, increasing his yardage record to 3,199. Franco Harris was the leading rusher for the 13th time in 16 postseason games and increased his rushing yardage to 1,442, another NFL mark. The win was the Steelers 16th straight at home and seventh playoff win in a row at Three Rivers Stadium.

GAME SUMMARY

Oilers		7	3	0	3	13
STEELERS		3	14	0	10	27
TEAM	Q	PLAY		DRIVE		SCORE
HOU	1	Perry 75 interception return (Fritsch kick)		—		0-7
PIT	1	Bahr 21 FG		7-36, 3:06		3-7
HOU	2	Fritsch 27 FG		8-72, 4:33		3-10
PIT	2	Cunningham 16 pass from Bradshaw (Bahr kick)		10-67, 4:31		10-10
PIT	2	Stallworth 20 pass from Bradshaw (Bahr kick)		6-49, 3:22		17-10
HOU	4	Fritsch 23 FG		12-81, 6:42		17-13
PIT	4	Bahr 39 FG		11-55, 4:55		20-13
PIT	4	Bleier 4 run (Bahr kick)		9-45, 4:52		27-13

TEAM STATISTICS

	Oilers	Steelers
First Downs	11 (2-7-2)	22 (9-13-0)
Third Downs	3-11 (27%)	13-19 (68%)
Total Net Yards	227	358
Plays-Avg.	52-4.4	69-5.2
Rushing Yards	24	161
Att.-Avg.	22-1.1	36-4.5
Passing Yards	203	197
Pass.-Att.-Comp.	29-20-1	30-18-1
Punts-Avg.	4-30	3-51
Fumbles-Lost	4-2	1-1
Penalties-Yds.	2-10	5-34

INDIVIDUAL STATISTICS

RUSHING: Hou. - Campbell 17-15; Wilson 4-9; Caster 1-0. **Pit.** - Harris 21-85; Bleier 13-52, 1 TD; Bradshaw 1-25; Thornton 1-(-1).

PASSING: Hou. - Pastorini 28-19-1, 203, 1 TD; Nielsen 1-1-0, 9. **Pit.** - Bradshaw 30-18-1, 219, 2 TD.

RECEIVING: Hou. - Wilson 7-60; Carpenter 5-23; Renfro 3-52; Coleman 2-46; Merkens 1-12; Campbell 1-11; Barber 1-8. **Pit.** - Harris 6-50, Swann 4-64; Stallworth 3-52, 1 TD; Bleier 3-39; Cunningham 2-14, 1 TD.

1982 AFC Tournament

San Diego 31, Pittsburgh 28

January 9, 1983

(53,546)

PITTSBURGH — The Steelers ended their 50th season with one of their most bitter losses ever, a 31-28 defeat to the San Diego Chargers.

Dan Fouts threw two short touchdown passes to Kellen Winslow in the final nine minutes after the Steelers had taken an 11-point lead early in the fourth quarter.

Terry Bradshaw played one of the greatest games of his career, completing 25 of his first 28 passes, including 15 in a row, but threw two interceptions, which knocked the Steelers out of the playoffs.

The initial interception came on a first down play from the San Diego 29-yard line on the first play after the two-minute warning in the second quarter with the Steelers leading, 14-10. Bruce Laird returned the interception 35 yards and the Chargers drove 64 yards to take their first lead, 17-14.

The last and most costly interception came with 11 minutes to play and the Steelers holding a 28-17 margin. This one was returned by Jeff Allen to the Pittsburgh 29-yard line from where the Chargers scored on five plays plus an important holding penalty which nullified a Mel Blount interception.

After two Steelers first downs on the next series, John Goodson's 20-yard punt gave San Diego decent field position and they capitalized on the winning score.

The game started on a bizarre note when rookie Guy Ruff recovered James Brooks' fumble off the opening kickoff in the end zone to set an NFL record for the quickest score at the start of the game.

GAME SUMMARY

Chargers	3	14	0	14	31
STEELERS	14	0	7	7	28
TEAM	Q	PLAY		DRIVE	SCORE
PIT	1	Ruff recovered Brooks fumble in end zone (Anderson kick)		—	7-0
SD	1	Benirschke 25 FG		11-91, 4:21	7-3
PIT	1	Bradshaw 1 run (Anderson kick)		9-71, 5:06	14-3
SD	2	Brooks 18 run (Benirschke kick)		11-80, 4:53	14-10
SD	2	Sievers 10 pass from Fouts (Benirschke kick)		7-64, 1:18	14-17
PIT	3	Cunningham 2 pass from Bradshaw (Anderson kick)		8-74, 4:40	21-17
PIT	4	Stallworth 9 pass from Bradshaw (Anderson kick)		10-86, 6:37	28-17
SD	4	Winslow 8 pass from Fouts (Benirschke kick)		5-29, 2:19	28-24
SD	4	Winslow 2 pass from Fouts (Benirschke kick)		8-64, 2:59	28-31

TEAM STATISTICS

	Chargers	Steelers
First Downs	29 (6-19-4)	26 (6-19-1)
Third Downs	9-14 (64%)	6-12 (50%)
Total Net Yards	479	422
Plays-Avg.	71-6.7	62-6.8
Rushing Yards	146	97
Att.-Avg.	29-5.0	23-4.2
Passing Yards	333	325
Pass.-Att.-Comp.	42-21-0	39-28-2
Punts-Avg.	1-48	2-32.5
Fumbles-Lost	3-2	1-0
Penalties-Yds.	6-51	6-54

INDIVIDUAL STATISTICS

RUSHING: S.D. - Muncie 25-126; Brooks 3-20, 1 TD; Cappelletti 1-0. **Pit.** - Harris 10-35; Pollard 9-47; Hawthorne 2-3; Bradshaw 2-12, 1 TD.

PASSING: S.D. - Fouts 42-27-0, 333, 3 TD. **Pit.** - Bradshaw 39-28-2, 325, 2 TD.

RECEIVING: S.D. - Chandler 9-124; Winslow 7-102, 2 TD; Joiner 5-68; Sievers 2-17, 1 TD; Muncie 1-12; Fitzkee 1-8; Brooks 1-4; Cappelletti 1-(-2). **Pit.** - Harris 11-71; Stallworth 8-116, 1 TD; Cunningham 5-55, 1 TD; Pollard 2-29; Smith 1-40; Swann 1-14.

Pittsburgh Steelers Playoff Summaries

1983 AFC Divisional Playoff

Los Angeles 38, Pittsburgh 10
January 1, 1984
(90,334)

LOS ANGELES — For the second straight year, the Steelers were eliminated in the first round of the playoffs, losing 38-10, to the Los Angeles Raiders. The defeat was their fifth in the last six games and their sixth straight to the Raiders.

After taking the lead on an impressive 78-yard drive, which produced three first downs, the Pittsburgh offense struggled for the balance of the game.

On their first scoring series, the Steelers elected to kick a field goal rather than try for a touchdown inches from the Raider goal line. The march was highlighted by a spectacular 44-yard reception by Wayne Capers. The Raiders took the lead the next time the Steelers had the ball when Lester Hayes stepped in front of a Cliff Stoudt to Calvin Sweeney sideline pass. Los Angeles scored on its next possession and added a field goal with six seconds remaining in the first half.

The Raiders scored the first three times they had the ball in the second half with drives of 72, 58, and 65 yards, while the Steelers settled for a 58-yard scoring pass from Stoudt to John Stallworth.

It was a record-tying 10th touchdown reception for Stallworth and the eighth straight playoff game in which he had scored to extend his own NFL mark.

The attendance of 90,334 was the largest postseason crowd in NFL history other than a Super Bowl and the second largest to ever see the Steelers play.

GAME SUMMARY

STEELERS	3	0	1	0	10
Raiders	7	10	21	0	38

TEAM	Q	PLAY	DRIVE	SCORE
PIT	1	Anderson 17 FG	8-78, 3:29	3-0
LA	1	Hayes 18 interception return (Bahr kick)	—	3-7
LA	2	Allen 4 run (Bahr kick)	9-80, 4:23	3-14
LA	2	Bahr 45 FG	7-43, 0:57	3-17
LA	3	King 9 run (Bahr kick)	9-72, 4:55	3-24
LA	3	Allen 49 run (Bahr kick)	2-58, 0:48	3-31
PIT	3	Stallworth 58 pass from Stoudt (Anderson kick)	4-75, 1:19	10-31
LA	3	Hawkins 2 run (Bahr kick)	10-65, 4:41	10-38

TEAM STATISTICS

	Steelers	Raiders
First Downs	17 (9-8-0)	24 (13-9-2)
Third Downs	4-14 (29%)	5-13 (38%)
Total Net Yards	331	413
Plays-Avg.	64-5.2	68-6.1
Rushing Yards	162	188
Att.-Avg.	32-5.1	33-5.7
Passing Yards	169	225
Pass.-Att.-Comp.	27-13-1	34-21-0
Punts-Avg.	8-40.9	6-41.3
Fumbles-Lost	2-1	2-0
Penalties-Yds.	4-30	2-15

INDIVIDUAL STATISTICS

RUSHING: Pit. - Stoudt 9-50; Pollard 9-37; Abercrombie 6-36; F. Harris 6-33; Odom 1-4; T. Harris 1-2. **L.A.** - Allen 13-121, 2 TD; Hawkins 10-25, 1 TD; King 6-20, 1 TD; Plunkett 2-23; Guy 1-2; Wilson 1-(-3).

PASSING: Pit. - Stoudt 20-10-1, 187, 1 TD; Malone 7-3-0, 22. **L.A.** - Plunkett 34-21-0, 232.

RECEIVING: Pit. - F. Harris 4-31; Capers 2-54; Cunningham 2-32; Sweeney 2-24; Stallworth 1-58, 1 TD; Odom 1-6; Abercrombie 1-4. **L.A.** - Christensen 7-88; Branch 6-76; Allen 5-38; Barnwell 3-30.

1984 AFC Divisional Playoff

Pittsburgh 24, Denver 17
December 30, 1984
(74,981)

DENVER — The Steelers overcame a near-disastrous start, a blocked punt and three missed field goals to earn their first postseason win since Super Bowl XIV, a 24-17 victory over Denver.

Eric Williams' interception and 28-yard return to the two-yard line with three and a half minutes to go set up the winning touchdown, scored on a gutty two-yard plunge by Frank Pollard. Twice the Steelers came back from seven point deficits and their three scoring drives prior to the final TD averaged almost 70 yards while the Broncos, meanwhile, never traveled more than 46 yards for their 17 points.

The game opened with Mark Malone losing two fumbles in Pittsburgh's first two possessions. However, Malone rebounded from his early miscues to complete six-of-eight passes on the Steelers' two scoring drives that gave them a halftime lead, 10-7.

A blocked punt on Pittsburgh's first second half possession gave Denver the ball on the four-yard line but for the second time inside their own 10, the Steeler defense stiffened and the Broncos had to settle for a field goal. The next time the Broncos had the ball they broke the 10-10 tie with their most impressive offensive series of the game with the touchdown coming on a John Elway bullet to Steve Watson, the Denver offensive hero with 11 receptions. After a 10-yard touchdown reception by Louis Lipps on which he broke several tackles, the Broncos managed only two first downs the rest of the game.

Two plays after a Gary Anderson missed field goal attempt, Williams turned the game around again with his big interception. Pollard with 99 yards and Abercrombie with 75 had postseason career highs rushing while Gary Dunn had his first career interception in the second quarter to end a Denver threat on the four-yard line.

GAME SUMMARY

STEELERS	0	10	7	7	24
Broncos	7	0	10	0	17

TEAM	Q	PLAY	DRIVE	SCORE
DEN	1	Wright 9 pass from Elway (Karlis kick)	5-22, 8:30	0-7
PIT	2	Anderson 28 FG	12-62, 0:04	3-7
PIT	2	Pollard 1 run (Anderson kick)	8-78, 13:46	10-7
DEN	3	Karlis 21 FG	4-0, 2:50	10-10
DEN	3	Watson 20 pass from Elway (Karlis kick)	6-46, 7:45	10-17
PIT	3	Lipps 10 pass from Malone (Anderson kick)	7-66, 11:41	17-17
PIT	4	Pollard 2 run (Anderson kick)	3-2, 13:01	17-24

TEAM STATISTICS

	Broncos	Steelers
First Downs	15 (4-11-0)	25 (12-13-0)
Third Downs	4-13 (31%)	5-13 (39%)
Total Net Yards	250	381
Plays-Avg.	64-3.9	70-5.4
Rushing Yards	51	169
Att.-Avg.	22-2.3	40-4.2
Passing Yards	199	212
Pass.-Att.-Comp.	38-20-2	28-17-0
Punts-Avg.	4-42.3	3-28.3
Fumbles-Lost	2-0	3-2
Penalties-Yds.	1-5	4-30

INDIVIDUAL STATISTICS

RUSHING: Pit. - Pollard 16-99, 2 TD; Abercrombie 17-75; Veals 1-1; Lipps 1-0; Malone 5-(-6). **Den.** - Winder 15-37; Elway 4-16; Willhite 1-1; Parros 1-0; Watson 1-(-3).

PASSING: Pit. - Malone 28-17-0, 224 1 TD. **Den.** - Elway 37-19-2, 184 2 TD; Willhite 1-1-0, 52.

RECEIVING: Pit. - Lipps 5-86, 1 TD; Pollard 4-48; Stallworth 3-38; Abercrombie 3-18; Cunningham 1-19; Thompson 1-15. **Den.** - Watson 11-177, 1 TD; Winder 4-22; Wright 2-16, 1 TD; Willhite 2-12; Alexander 1-9.

Pittsburgh Steelers Playoff Summaries

1984 AFC Championship

Miami 45, Pittsburgh 28
January 6, 1985
(76,029)

MIAMI — Dan Marino set AFC Championship game records with 421 yards passing and four touchdowns to lead the Dolphins to a 45-28 victory over Pittsburgh.

Eleven of Marino's 21 completions were for 20 yards or more and three were at least 40 yards, as the Steelers secondary could not contain the ultra-quick Dolphin receivers and three of their touchdown drives took less than two minutes to complete.

The Steelers controlled the ball on the ground most of the first half but after they had taken a 14-10 lead on John Stallworth's NFL record 11th touchdown reception in postseason, the Dolphins scored two touchdowns in the last 2:52 of the half and added another one on their first possession of the second half.

Following the scoring barrage, the Steelers were forced to open up their offense and stray away from their ball-control game which was very effective in the first 30 minutes and had accounted for 123 yards rushing and a four-minute edge in possession time. If there was a turning point, it came with a minute and a half left in the first half and Miami holding a 17-14 lead when Mark Malone suffered his third interception which the Dolphins quickly converted into a touchdown and a 10-point margin.

From the end of the first half to their first series of the fourth quarter, the Dolphins scored on five straight possessions. The 1,024 total yards by both teams was an AFC title game record as was the 50 first downs. Stallworth added to his touchdown reception mark with a tumbling third-quarter touchdown reception that brought the Steelers to within 10 points. Marino answered with 80 and 66-yard drives to put the game out of reach. Malone had career-highs with 20 completions and 312 yards passing.

GAME SUMMARY

STEELERS	7	7	7	7	28
Dolphins	7	17	14	7	45

TEAM	Q	PLAY	DRIVE	SCORE
MIA	1	Clayton 40 pass from Marino (von Schamann kick)	4-67, 7:15	0-7
PIT	1	Erenberg 7 run (Anderson kick)	7-66, 11:30	7-7
MIA	2	von Schamann 26 FG	8-55, 5:56	7-10
PIT	2	Stallworth 65 pass from Malone (Anderson kick)	3-71, 12:08	14-10
MIA	2	Duper 41 pass from Marino (von Schamann kick)	5-77, 13:30	14-17
MIA	2	Nathan 2 run (von Schamann kick)	5-35, 14:24	14-24
MIA	3	Duper 36 pass from Marino (von Schamann kick)	4-78, 1:48	14-31
PIT	3	Stallworth 19 pass from Malone (Anderson kick)	9-72, 7:05	21-31
MIA	3	Bennett 1 run (von Schamann kick)	10-80, 13:20	21-38
MIA	4	Moore 6 pass from Marino (von Schamann kick)	9-66, 3:55	21-45
PIT	4	Capers 29 pass from Malone (Anderson kick)	5-84, 14:35	28-45

TEAM STATISTICS

	Dolphins	Steelers
First Downs	28 (10-18-0)	22 (8-14-0)
Third Downs	4-11 (36%)	6-11 (54%)
Total Net Yards	569	455
Plays-Avg.	71-8.0	68-6.7
Rushing Yards	134	143
Att.-Avg.	38-3.5	32-4.5
Passing Yards	435	312
Pass.-Att.-Comp.	33-22-1	36-20-3
Punts-Avg.	2-42.5	3-43.7
Fumbles-Lost	1-1	2-1
Penalties-Yds.	3-25	3-30

INDIVIDUAL STATISTICS

RUSHING: Pit. - Abercrombie 15-68; Pollard 11-48; Erenberg 6-27, 1 TD. Mia. - Nathan 19-64, 1 TD; Bennett 8-33, 1 TD; Johnson 10-39; Strock 1-(-2).

PASSING: Pit. Malone 36-20-3, 312, 3 TD. Mia. - Marino 32-21-1, 421, 4 TD; Nathan 1-1-0, 9.

RECEIVING: Pit. -Stallworth 4-111, 2 TD; Erenberg 5-59; Lipps 3-45; Sweeney 3-42; Pollard 3-13; Capers 1-29; Abercrombie 1-13. Mia. - Nathan 8-114; Duper 5-148, 2 TD; Clayton 4-95 1 TD; Moore 2-34, 1 TD; Hardy 2-16; Rose 1-28.

1989 AFC Wild Card Game

Pittsburgh 26, Houston 23 (OT)
December 31, 1989
(58,306)

HOUSTON — Houston attempted and missed a 55-yard field goal on their first possession and had a punt blocked by linebacker Jerry Olsavsky on their second to set up running back Tim Worley's nine-yard touchdown run which came on a fourth-and-one situation to set the tone for a 26-23 overtime win.

Both teams then added three field goals each before the Oilers staged a fourth-quarter comeback.

Quarterback Warren Moon hit wide receiver Ernest Givins with touchdown passes of 19 and nine yards to put Houston ahead 23-16 with 6:02 left in the game. The Steelers then marched 82 yards on 11 plays, including a 22-yard reverse by wide receiver Dwight Stone, to tie the score at 23-23 with 46 seconds remaining.

In overtime, Pittsburgh got the ball first but was forced to punt after three plays, giving Houston possession at their own 45-yard line. On the Oilers' first play, running back Lorenzo White ran left and fumbled when hit by cornerback Rod Woodson, who recovered the ball at the Houston 46. Five plays later, Gary Anderson booted a 50-yard field goal to end the game at 3:26 of overtime.

Anderson's field goal broke two Steelers postseason records, for most in a game (four) and longest. Running back Merrill Hoge became the second Steelers running back to rush for 100 yards in a postseason game, while the Oilers' Givins finished with 11 receptions for 136 yards and two touchdowns.

GAME SUMMARY

STEELERS	7	3	3	10	3	26
Oilers	0	6	3	14	0	23

TEAM	Q	PLAY	DRIVE	SCORE
PIT	1	Worley 9 run (Anderson kick)	5-32, 12:07	7-0
HOU	2	Zendejas 26 FG	18-87, 5:53	7-3
HOU	2	Zendejas 35 FG	5-24, 8:50	7-6
PIT	2	Anderson 25 FG	8-78, 13:03	10-6
HOU	3	Zendejas 26 FG	4-6, 3:30	10-9
PIT	3	Anderson 30 FG	7-30, 11:55	13-9
PIT	4	Anderson 48 FG	9-33, 0:30	16-9
HOU	4	Givins 18 pass from Moon (Zendejas kick)	10-80, 5:46	16-16
HOU	4	Givins 9 pass from Moon (Zendejas kick)	5-38, 8:58	16-23
PIT	4	Hoge 2 run (Anderson kick)	11-82, 14:14	23-23
PIT	5	Anderson 50 FG	5-14, 3:26	26-23

TEAM STATISTICS

	Steelers	Oilers
First Downs	17 (8-9-0)	22 (2-18-2)
Third Downs	3-14 (21%)	8-18 (44%)
Total Net Yards	289	380
Plays-Avg.	64-4.5	73-5.2
Rushing Yards	177	65
Att.-Avg.	30-5.9	25-2.6
Passing Yards	112	315
Pass.-Att.-Comp.	33-15-0	48-29-0
Punts-Avg.	6-25.3	4-33.0
Fumbles-Lost	1-1	3-2
Penalties-Yds.	5-40	8-45

INDIVIDUAL STATISTICS

RUSHING: Pit. - Hoge 17-100, 1 TD; Worley 11-54, 1 TD; Stone 1-22; Brister 1-1. Hou. - Pinkett 8-26; White 7-13; Rozier 5-12; Moon 3-12; Highsmith 2-2.

PASSING: Pit. - Brister 33-15-0 127. Hou. - Moon 48-29-0 315, 2 TD.

RECEIVING: Pit. - Worley 4-23; Mularkey 3-40; Hoge 3-26; Lipps 3-24; Hill 1-7; Stock 1-7. Hou. - Givins 11-136 2 TD; Hill 6-98; Pinkett 3-24; Highsmith 3-21; Jeffries 3-16; Duncan 2-15; Rozier 1-5.

Pittsburgh Steelers Playoff Summaries

1989 Divisional Playoff

Denver 24, Pittsburgh 23
January 7, 1990
(75,868)

DENVER — The Steelers dominated Denver throughout the game before falling behind by one point with 2:27 remaining, and suffered a 24-23 loss. A fumbled snap from shotgun formation on third down led to the defeat and eliminated them from advancing to the AFC Championship game.

The Steelers produced a season-high 404 offensive yards including 180 total yards by running back Merrill Hoge, but Denver marched 71 yards in nine plays on a fourth-quarter drive for the winning touchdown.

The Steelers had a lead throughout the game, opening with the first of Gary Anderson's three field goals. In the second quarter, Hoge swept left end untouched for a seven-yard touchdown run that extended the Steelers' lead to 10-0 and capped a 93-yard drive that began with a 45-yard run by Hoge.

The Broncos responded with a 12-play, 75-yard drive with running back Melvin Bratton scoring the first of his two one-yard touchdown runs.

Wide receiver Louis Lipps gave Pittsburgh a 10-point lead again with a nine-yard touchdown catch from Bubby Brister, but the Broncos tied the score at 17-17 on wide receiver Vance Johnson's 37-yard reception. Anderson's 35- and 32-yard field goals extended the Steelers' lead to six before Bratton's touchdown and the PAT put Denver ahead, 24-23.

Hoge became the first Steelers player to have consecutive 100-yard rushing games in postseason as he ran 10 times for 100 yards in the first half. Anderson set a team record with his seventh consecutive field goal in postseason, while Brister's 65.5 percent completion rate (19 of 29) was the fourth highest in team history for a game.

GAME SUMMARY

		STEELERS	BRONCOS	3	14	3	3	23
		0	10	7	7	24		
TEAM	Q	PLAY		DRIVE		SCORE		
PIT	1	Anderson 32 FG		13-65		3-0		
PIT	2	Hoge 7 run (Anderson kick)		5-93		10-0		
DEN	2	Bratton 1 run (Treadwell kick)		12-75		10-7		
PIT	2	Lipps 9 pass from Brister (Anderson kick)		12-77		17-7		
DEN	2	Treadwell 43 FG		3-41		17-10		
DEN	3	Johnson 37 pass from Elway (Treadwell kick)		1-37		17-17		
PIT	3	Anderson 35 FG		10-62		20-17		
PIT	4	Anderson 32 FG		10-34		23-17		
DEN	4	Bratton 1 run (Treadwell kick)		9-71		23-24		

TEAM STATISTICS

	Steelers	Broncos
First Downs	19 (7-12-0)	19 (8-9-2)
Third Downs	9-15 (60%)	6-10 (60%)
Total Net Yards	404	364
Plays-Avg.	61-6.6	52-7.0
Rushing Yards	175	138
Att.-Avg.	32-5.5	31-4.5
Passing Yards	229	226
Pass.-Att.-Comp.	29-19-0	20-12-1
Punts-Avg.	2-43.0	4-37.5
Fumbles-Lost	2-2	1-0
Penalties-Yds.	8-50	2-19

INDIVIDUAL STATISTICS

RUSHING: Pit. - Hoge 16-120, 1 TD; Worley 13-50; Brister 2-4; Lipps 1-1. Den. - Humphrey 18-85; Elway 7-44; Sewell 1-6; Bratton 4-3, 2 TD; Winder 1-0.

PASSING: Pit. - Brister 29-19-0 229, 1 TD. Den. - Elway 20-12-1 239, 1 TD.

RECEIVING: Pit. - Hoge 8-60; Lipps 3-29, 1 TD; Stone 3-18, Mularkey 2-36; Worley 1-33; Stock 1-30; Thompson 1-23. Den. - Jackson 5-11; Johnson 3-85, 1 TD; Young 2-22; Nattiel 1-15; Humphrey 1-6.

1992 AFC Divisional Playoff

Buffalo 24, Pittsburgh 3
January 9, 1993
(60,407)

PITTSBURGH — Ten years to the day since their last home playoff game, the Steelers fell victim to turnovers and a tough Buffalo defense in front of a then-Three Rivers Stadium-record crowd of 60,407, for a 24-3 loss.

Gary Anderson's 38-yard field goal on their first drive was the extent of Pittsburgh's scoring as Neil O'Donnell threw two interceptions, fumbled once and was sacked seven times in his first action since December 6.

The Bills' first touchdown came on a one-yard pass from Frank Reich to offensive lineman Mitch Frerotte while the Steelers lost two interceptions and a fumble in the first half to fall behind 7-3. Buffalo scored on their first three possessions of the second half while the Steelers punted twice, failed to convert a fourth-down attempt and gave the ball up on downs following an aborted field goal try on their four second-half drives.

A turning point in the game came in the middle of the third quarter when left cornerback Richard Shelton stepped in front of Don Beebe but was unable to make the interception with an open field in front of him. James Lofton caught a 17-yard scoring pass on the next play to give the Bills a 14-3 lead.

The Steelers got inside the Buffalo 20 only twice and got a field goal, but Buffalo capitalized with three touchdowns on three trips inside the Pittsburgh 20.

Thurman Thomas was held to 54 yards rushing although Kenneth Davis gained 104 yards on 10 carries. Barry Foster countered with 104 yards on 20 carries in his first postseason game.

GAME SUMMARY

		0	7	7	10	24
		3	0	0	0	3
TEAM	Q	PLAY		DRIVE		SCORE
PIT	1	Anderson 38 FG		9-33, 4:32		3-0
BUF	2	Frerotte 1 pass from Reich (Christie kick)		9-59, 4:31		3-7
BUF	3	Lofton 17 pass from Reich (Christie kick)		13-80, 6:44		3-14
BUF	4	Christie 43 FG (Christie kick)		10-44, 5:49		3-17
BUF	4	Gardner 1 run (Christie kick)		8-86, 5:20		3-24

TEAM STATISTICS

	Bills	Steelers
First Downs	19 (7-11-1)	18 (7-10-1)
Third Downs	8-14 (57%)	6-12 (50%)
Total Net Yards	325	240
Plays-Avg.	63-5.2	63-3.8
Rushing Yards	169	129
Att.-Avg.	39-4.3	27-4.8
Passing Yards	156	111
Pass.-Att.-Comp.	23-16-0	29-15-2
Punts-Avg.	4-42.3	3-37.3
Fumbles-Lost	0-0	4-1
Penalties-Yds.	4-33	2-23

INDIVIDUAL STATISTICS

RUSHING: Pit. - Foster 20-104; O'Donnell 4-26; Thompson 1-3; Stone 1(-4); Royals 1-0. Buf. - Thomas 19-54; Gardner 7-22, 1 TD; Davis 10-104; Reed 1(-8); Reich 2(-3).

PASSING: Pit. - O'Donnell 29-15-2, 163. Buf. - Reich 23-16-0, 160, 2 TD.

RECEIVING: Pit. - Mills 8-93; Davenport 3-54; Stone 1-9; Foster 3-7. Buf. - Metzelaars 2-11; Beebe 6-72; Thomas 3-25; Frerotte 1-1, 1 TD; Lofton 2-29 1 TD; McKeller 2-22.

Pittsburgh Steelers Playoff Summaries

1993 Wild Card Game

Kansas City 27, Pittsburgh 24 (OT)
January 8, 1994
(74,515)

KANSAS CITY — The Steelers never trailed until Nick Lowery's 32-yard field goal 11:03 into overtime clinched the 27-24 Kansas City win.

Scoring on their first drive, Pittsburgh held a 10-point lead at halftime before the Chiefs came back with 17 second-half points, tying the Steelers at 17-17 in the fourth quarter and at 24-24 with 1:43 left in the game.

The final tying touchdown was set up on a blocked punt by the Chiefs' Keith Cash, which was returned 31 yards by Fred Jones to the Pittsburgh nine-yard line.

From there, on fourth-and-goal, Joe Montana found Tim Barnett in the back of the end zone with his only touchdown pass.

The Steelers were then forced to punt again, and the Chiefs drove to the Pittsburgh 25 with an opportunity to take the lead, but Lowery's 43-yard field goal try was wide right with 12 seconds remaining.

In overtime, both teams punted on their first possession before Kansas City marched 66 yards in 11 plays to the Pittsburgh 14, setting up Lowery's game-winner.

Neil O'Donnell threw three touchdown passes, one each to tight ends Adrian Cooper and Eric Green as well as wide receiver Ernie Mills, while completing 23-of-42 attempts for 286 yards. Despite throwing incomplete on his first seven passes, Montana completed 28 of 42 for 276 yards and was sacked four times, three by Gerald Williams.

The Steelers converted nine of 19 third-down plays with a good mix of runs and passes, and had a possession advantage of 32:08 to 27:52 in regulation, but the Chiefs held the ball for 8:13 in overtime and limited the Steelers to just 2:50.

GAME SUMMARY

STEELERS	7	10	0	7	0	24
Chiefs	7	0	3	14	3	27

TEAM	Q	PLAY	DRIVE	SCORE
PIT	1	Cooper 10 pass from O'Donnell (Anderson kick)	9-66, 5:00	7-0
KC	1	Birden 23 pass from Krieg (Lowry kick)	7-75, 2:21	7-7
PIT	2	Anderson 30 FG	15-63, 7:05	10-7
PIT	2	Mills 26 from O'Donnell (Anderson kick)	6-51, 0:37	17-7
KC	3	Lowery 23 FG	11-49, 5:11	17-10
KC	4	Allen 2 run (Lowery kick)	9-80, 5:18	17-17
PIT	4	Green 22 pass from O'Donnell (Anderson kick)	9-74, 4:47	24-17
KC	4	Barnett 7 pass from Montana (Lowery kick)	4-9, 0:46	24-24
KC	5	Lowery 32 FG	11-66, 5:59	24-27

TEAM STATISTICS

	Steelers	Chiefs
First Downs	21 (5-15-1)	28 (7-19-2)
Third Downs	9-19 (47%)	4-13 (31%)
Total Net Yards	369	401
Plays-Avg.	80-4.6	81-5.0
Rushing Yards	97	125
Att.-Avg.	35-2.8	33-3.8
Passing Yards	272	276
Pass.-Att.-Comp.	42-23-0	44-29-0
Punts-Avg.	7-38.3	6-44.8
Fumbles-Lost	1-0	0-0
Penalties-Yds.	5-40	5-25

INDIVIDUAL STATISTICS

RUSHING: Pit. - Thompson 25-60; Hoge 6-27; Stone 3-11; O'Donnell 1-(-1). **K.C.** - Allen 21-67 1 TD; Anders 5-27; Montana 4-13; McNair 2-9; Jones 1-9.

PASSING: Pit. - O'Donnell 42-23-0, 286 3 TD. **K.C.** - Montana 43-28-0, 276 1 TD; Krieg 1-1-0, 23 1 TD.

RECEIVING: Pit. - Graham 7-96; Mills 4-60, 1 TD; Hoge 3-43; Stone 3-36; Thompson 3-4; Green 2-37, 1 TD; Cooper 1-10, 1 TD. **K.C.** - Cash 7-56; Birden 6-72, 1 TD; Allen 4-29; Anders 3-30; Barnett 3-30, TD; Davis 2-47; Hayes 2-11; Hughes 1-15; McNair 1-9.

1994 AFC Divisional Playoff

Pittsburgh 29, Cleveland 9
January 7, 1995
(58,185)

PITTSBURGH — Pittsburgh scored on its first three possessions on drives of 65, 53 and 74 yards en route to a 29-9 victory at Three Rivers Stadium.

The Browns made it 17-3 with a 22-yard Matt Stover field goal. Pittsburgh got one more opportunity when Tim McKyer intercepted Vinny Testaverde on the Cleveland 27 yard-line and returned it to the six, with 46 seconds remaining in the half. Three plays later, Pittsburgh took a 24-3 halftime lead when Neil O'Donnell hit Yancey Thigpen for a nine-yard grab.

The Steelers added a 40-yard Anderson field goal in the third quarter and a safety by Carnell Lake in the fourth quarter.

Cleveland drove into Pittsburgh territory just three times in 12 possessions. The Steelers outgained Cleveland 424 yards to 186, 23 first downs to 10 and had 42:27 to 17:33 advantage in time of possession.

The victory was Pittsburgh's first playoff win in five years.

GAME SUMMARY

Browns	0	3	0	6	9
STEELERS	3	21	3	2	29

TEAM	Q	PLAY	DRIVE	SCORE
PIT	1	Anderson 29 FG	13-65, 7:20	3-0
PIT	2	Green 2 pass from O'Donnell (Anderson kick)	8-53, 4:37	10-0
PIT	2	Williams 26 run (Anderson kick)	6-74, 3:10	17-0
CLE	2	Stover 22 FG	6-25, 2:27	17-3
PIT	2	Thigpen 9 pass from O'Donnell (Anderson kick)	3-6, 0:20	24-3
PIT	3	Anderson 40 FG	14-72, 7:52	27-3
CLE	4	McCardell 20 pass from Testaverde (pass failed)	3-73, 0:43	27-9
PIT	4	Testaverde sacked by Lake for a safety	—	29-9

TEAM STATISTICS

	Browns	Steelers
First Downs	10 (3-6-1)	23 (14-9-0)
Third Downs	2-11 (18%)	8-15 (53%)
Fourth Downs	1-2 (50%)	0-0 (0%)
Total Net Yards	186	424
Plays-Avg.	50-3.7	75-5.7
Rushing Yards	55	238
Att.-Avg.	17-3.2	51-4.7
Passing Yards	131	186
Sacked by Opp.	2-13	0-0
Pass.-Att.-Comp.	31-13-2	23-16-0
Punts-Avg.	5-38	5-38.2
Penalties	2-17	4-50
Fumbles-Lost	0-0	2-1
Time of Poss.	17:33	42:27

INDIVIDUAL STATISTICS

RUSHING: Cle. - Byner 9-43; Hoard 3-8; Metcalf 5-4. **Pit.** - Foster 24-133; Morris 22-60; Williams 2-43, 1 TD; Tomczak 3-2.

PASSING: Cle. - Testaverde 31-13-2, 144, 1 TD. **Pit.** - O'Donnell 23-16-0, 186, 2 TD.

RECEIVING: Cle. - Jackson 3-47; McCardell 3-47, 1 TD; Metcalf 2-18; Carrier 2-8; Byner 1-14; Hoard 1-5; Kinchen 1-5. **Pit.** - Mills 5-117; Williams 4-20; Green 3-21, 1 TD; Hastings 2-18; Thigpen 2-10, 1 TD.

Pittsburgh Steelers Playoff Summaries

1994 AFC Championship
San Diego 17, Pittsburgh 13
January 15, 1995
(61,545)

PITTSBURGH — The Chargers used a goal-line stand in the final two minutes to deal Pittsburgh a heart-breaking 17-13 loss before a record crowd of 61,545 at Three Rivers Stadium.

Pittsburgh opened the game with a 13-play, 67-yard drive to take a 7-0 lead. Twice the Steelers advanced inside San Diego's 20-yard line but only came away with two Gary Anderson field goals.

Pittsburgh led 13-3 until midway through the third quarter when Chargers' quarterback Stan Humphries connected with Alfred Pupunu for a 43-yard score.

The Steelers, who nearly doubled San Diego's offensive output in all categories, didn't fall behind until there were less than six minutes remaining in the game. A San Diego false start penalty on Harry Swayne nullified a third-down defensive stand to give the Chargers one more chance. On third-down and in need of 14 yards, Humphries hit Tony Martin with a 43-yard score with Tim McKeyer in coverage to give the Chargers a 17-13 lead.

The Steelers began their final drive at their 17 yard-line to the Chargers' three. On fourth down and three yards, San Diego linebacker Dennis Gibson batted down the scoring strike intended for Barry Foster. San Diego controlled the clock for the game's final minute.

GAME SUMMARY

Chargers	0	3	7	7	17
STEELERS	7	3	3	0	13

TEAM	Q	PLAY	DRIVE	SCORE
PIT	1	Williams 16 run (Anderson kick)	13-67, 7:32	7-0
SD	2	Carney 20 FG	6-77, 3:11	7-3
PIT	2	Anderson 39 FG	12-51, 3:32	10-3
PIT	3	Anderson 23 FG	9-50, 3:22	13-3
SD	3	Pupunu 43 pass from Humphries (Carney kick)	5-64, 2:34	13-10
SD	4	Martin 43 pass from Humphries (Carney kick)	8-80, 4:44	13-17

TEAM STATISTICS

	Chargers	Steelers
First Downs	13 (4-8-1)	22 (4-17-1)
Third Downs	3-11 (27%)	11-20 (55%)
Fourth Downs	0-0 (0%)	2-3 (67%)
Total Net Yards	226	415
Plays-Avg.	47-4.8	80-5.2
Rushing Yards	66	66
Att.-Avg.	24-2.8	26-2.5
Passing Yards	160	349
Sacked by Opp.	1-5	0-0
Pass.-Att.-Comp.	22-11-1	54-32-0
Punts-Avg.	5-38.4	5-44.4
Penalties	3-15	8-111
Fumbles-Lost	0-0	3-1
Time of Poss.	22:47	37:13

INDIVIDUAL STATISTICS

RUSHING: S.D. - Means 20-69; Humphries 4-(-3). **Pit.** - Foster 20-47; Williams 3-16; Morris 2-2; O'Donnell 1-1.

PASSING: S.D. - Humphries 22-11-1, 165, 2 TD. **Pit.** - O'Donnell 54-32-0, 349, 1 TD.

RECEIVING: S.D. - Pupunu 4-76, 1 TD; Means 2-19; Jefferson 2-16; Martin 1-43, 1 TD; Mitchell 1-19; 1-(-8). **Pit.** - Mills 8-106; Williams 7-45, 1 TD; Hastings 5-55; Green 4-80; Thigpen 3-35; Foster 3-12; Hayes 1-16; Morris 1-0.

1995 AFC Divisional Playoff
Pittsburgh 40, Buffalo 21
January 6, 1996
(59,072)

PITTSBURGH — The Pittsburgh Steelers dealt the Buffalo Bills their worst postseason loss in non-Super Bowl play with a 40-21 defeat in Three Rivers Stadium.

Pittsburgh scored on five of their seven first-half possessions, including touchdowns by John L. Williams and Ernie Mills on their first two drives. Buffalo added a Thurman Thomas touchdown at 49 seconds before the half, but Pittsburgh closed the half with Norm Johnson's third field goal to take a 23-7 halftime lead.

It seemed the game might turn into a rout when Pittsburgh marched to the Bills' four yard-line on the first possession of the second half, but the drive ended with a Greg Evans interception.

The Steelers added a record (tied) fourth field goal by Norm Johnson in the third quarter to take a 19-point lead.

Buffalo battled back with a touchdown pass from Jim Kelly to Thurman Thomas to cut the lead to less than a touchdown with over 11 minutes remaining in the game. Pittsburgh responded with a 76-yard drive that included key third-down receptions by Yancey Thigpen for 21 yards and Andre Hastings for 17 yards. Bam Morris finished off the drive with a 13-yard touchdown run.

Interceptions by Jerry Olsavsky and Levon Kirkland ended the Bills' next two drives, the latter at the Bills' 17 yard-line. Four plays later, the Steelers added a second Bam Morris touchdown and gained a 40-21 advantage at the two-minute warning.

The 40 points scored tied a then Steelers postseason game high (40, Dec. 19, 1976 at Baltimore). The offense ran 78 plays, second most all-time postseason, and the line allowed no sacks for the 12th time in postseason history.

GAME SUMMARY

Bills	0	7	7	7	21
STEELERS	7	16	3	14	40

TEAM	Q	PLAY	DRIVE	SCORE
PIT	1	Williams 1 run (Johnson kick)	9-76, 5:31	7-0
PIT	2	Mills 10 pass from O'Donnell (Johnson kick)	10-58, 5:23	14-0
PIT	2	Johnson 45 FG	5-16, 1:14	17-0
PIT	2	Johnson 38 FG	4-8, 1:43	20-0
BUF	2	Thomas 1 run (Christie kick)	4-49, 0:55	20-7
PIT	2	Johnson 34 FG	5-53, 0:38	23-7
PIT	3	Johnson 39 FG	4-4, 0:56	26-7
BUF	3	Cline 2 pass from Van Pelt (Christie kick)	4-42, 2:00	26-14
BUF	4	Thomas 9 pass from Kelly (Christie kick)	6-36, 2:46	26-21
PIT	4	Morris 13 run (Johnson kick)	9-76, 5:07	33-21
PIT	4	Morris 2 run (Johnson kick)	4-23, 1:48	40-21

TEAM STATISTICS

	Bills	Steelers
First Downs	18 (6-11-1)	23 (8-15-15)
Third Downs	3-12 (25%)	5-16 (31%)
Fourth Downs	0-0 (0%)	0-0 (0%)
Total Net Yards	250	409
Plays-Avg.	62-4.0	78-5.2
Rushing Yards	94	147
Att.-Avg.	21-4.5	43-3.4
Passing Yards	156	262
Sacked by Opp.	2-6	0-0
Pass.-Att.-Comp.	39-18-3	35-19-2
Punts-Avg.	5-39.8	5-32.8
Penalties	5-25	5-41
Fumbles-Lost	3-1	1-0
Time of Poss.	21:56	38:04

INDIVIDUAL STATISTICS

RUSHING: Buf. - Thomas 13-46, 1 TD; Tasker 1-40; Holmes 4-14; Van Pelt 2-8; Mohr 1-(-14). **Pit.** - Morris 25-106, 2 TD; Pegram 8-33; Stewart 1-5; Williams 4-3, 1 TD; Mills 1-3; O'Donnell 4-(-3).

PASSING: Buf. - Kelly 29-14-3, 135, 1 TD; Van Pelt 10-4-1, 27, 1 TD. **Pit.** - O'Donnell 35-19-2, 262, 1 TD.

RECEIVING: Buf. - Johnson 5-28; Cline 3-36, 1 TD; Brooks 3-28; Thomas 3-12, 1 TD; Tasker 2-38; Reed 2-20. **Pit.** - Mills 5-66, 1 TD; Thigpen 3-77; Hastings 3-39; Stewart 2-27; Pegram 2-21; Morris 2-7; Hayes 1-17; Williams 1-8.

Pittsburgh Steelers Playoff Summaries

1995 AFC Championship

Pittsburgh 20, Indianapolis 16

January 14, 1996

(61,062)

PITTSBURGH — The Pittsburgh Steelers exorcised the demons of the 1994 AFC Championship game with a 20-16 heart-stopper over the Indianapolis Colts to advance to the Super Bowl.

For the second straight year it was a pass on the game's final play that determined Pittsburgh's Super Bowl future. A Hail Mary pass by Colts' quarterback Jim Harbaugh to Aaron Bailey was batted away by DB Randy Fuller to send the Steelers to Arizona.

The game was reminiscent of the 1995 AFC Championship game. The Steelers had a 10-6 advantage at halftime with a five-yard touchdown pass from Neil O'Donnell to Kordell Stewart in the closing seconds of the half and a first quarter Norm Johnson field goal.

The Colts' scoring came from the foot of kicker Cary Blanchard. Indianapolis added a third field goal on their opening drive in the third quarter to pull within one point.

The Steelers countered with a second Norm Johnson field goal, but found themselves behind 16-13 after Jim Harbaugh hit Floyd Turner for a 47-yard touchdown strike with 8:46 remaining in the game.

The Steelers and the Colts traded punts as the clock slipped to 3:03 and Pittsburgh took over the ball at their own 33 yard-line. After a fourth-down reception by Andre Hastings, O'Donnell hit Ernie Mills along the right sideline for a 37-yard gain to advance to the Colts' one-yard line. Two plays later, Bam Morris punched in the go-ahead touchdown.

However, the Colts weren't ready to be corralled. Starting at his own 16-yard line, Jim Harbaugh led Indianapolis to the Pittsburgh 29-yard line before throwing the "Hail Mary" pass with just five seconds left in the game.

GAME SUMMARY

Colts	3	3	3	7	16
STEELERS	3	7	3	7	20
TEAM	Q	PLAY	DRIVE	SCORE	
IND	1	Blanchard 34 FG	4-7, 1:58	0-3	
PIT	1	Johnson 31 FG	11-40, 5:53	3-3	
IND	2	Blanchard 36 FG	17-80, 7:27	3-6	
PIT	2	Stewart 5 pass from O'Donnell (Johnson kick)	10-61, 5:03	10-6	
IND	3	Blanchard 37 FG	10-61, 5:03	10-9	
PIT	3	Johnson 36 FG	7-44, 3:17	13-9	
IND	4	Turner 47 pass from Harbaugh (Blanchard kick)	4-70, 2:11	13-16	
PIT	4	Morris 1 run (Johnson kick)	8-67, 1:29	20-16	

TEAM STATISTICS

	Colts	Steelers
First Downs	16 (4-12-0)	21 (6-12-3)
Third Downs	5-15 (33%)	6-14 (43%)
Fourth Downs	1-1 (100%)	1-1 (100%)
Total Net Yards	186	285
Plays-Avg.	50-3.7	66-4.3
Rushing Yards	83	80
Att.-Avg.	23-3.6	24-4.3
Passing Yards	245	205
Sacked by Opp.	3-22	1-0
Pass.-Att.-Comp.	34-21-0	41-25-1
Punts-Avg.	4-50	4-38.8
Penalties	5-57	4-25
Fumbles-Lost	1-0	0-0
Time of Poss.	30:36	29:24

INDIVIDUAL STATISTICS

RUSHING: Ind. - Warren 15-53; Harbaugh 6-29; Crockett 1-2; Humphrey 1-(-1). **Pit.** - Pegram 10-46; Stewart 4-12; Morris 7-9; Williams 1-6; Mills 1-5; O'Donnell 1-2.

PASSING: Ind. - Harbaugh 33-21, 267, 1 TD; Warren 1-0-0. **Pit.** - O'Donnell 41-25-1, 205, 1 TD.

RECEIVING: Ind. - Dawkins 7-96; Warren 7-37; Turner 3-73; Crockett 2-22; Dilger 1-30; Bailey 1-9. **Pit.** - Thigpen 6-65; Williams 4-21; Morris 4-11; Mills 3-52; Hastings 3-21; Stewart 2-18; Holliday 1-8; Bruener 1-6; Pegram 1-3.

1996 AFC Wild Card Game

Pittsburgh 42, Indianapolis 14

December 29, 1996

(61,062)

PITTSBURGH — The Steelers overcame two first-half turnovers to score the most points in Steelers playoff history and the team's most decisive postseason win in 18 years with a 42-14 victory against Indianapolis.

The team scored the game's first 13 points and final 29 with a ground attack that ranked fourth in Steelers postseason history.

The Steelers took a 10-0 lead with Norm Johnson field goal and Kordell Stewart's one-yard touchdown scamper that was set up by a Jahine Arnold 31-yard punt return. Pittsburgh added a 50-yard Johnson field goal to start the second quarter.

Indianapolis responded with 14 unanswered points for a 14-13 halftime lead.

Pittsburgh regained the momentum on the opening drive of the second half. Starting from their own nine-yard line, the Steelers marched 91 yards in 16 plays while running 9:30 off the clock. The drive ended with a Jerome Bettis touchdown and a Stewart to John Farquhar two-point conversion.

The Steelers offense churned out 228 yards in the second half, while the defense held the Colts to 22 second-half yards and two first downs. Included in the Steelers three fourth-quarter touchdowns was Witman's 31-yard rushing touchdown which was his first NFL touchdown and second-longest postseason touchdown run in Steelers' history.

Five rushing touchdowns was a single-game postseason record. It was the fourth time in a Steeler playoff history they had a 100-yard rusher and 100-yard receiver in a game. The Steelers' 42 points was their highest point total in the postseason.

GAME SUMMARY

Colts	0	14	0	0	14
STEELERS	10	3	8	21	42
TEAM	Q	PLAY	DRIVE	SCORE	
PIT	1	Johnson 29 FG	8-51, 3:26	3-0	
PIT	1	Stewart 1 run (Johnson kick)	4-31, 1:39	10-0	
PIT	2	Johnson 50 FG	7-26, 2:25	13-0	
IND	2	Daniels 59 interception return (Blanchard kick)	-	13-7	
IND	2	Bailey 9 pass from Harbaugh (Blanchard kick)	4-60, 1:50	13-14	
PIT	3	Bettis 1 run (Stewart pass to Farquhar)	16-91, 9:30	21-14	
PIT	4	Bettis 1 run (Johnson kick)	5-18, 2:13	28-14	
PIT	4	Witman 31 run (Johnson kick)	5-71, 2:39	34-14	
PIT	4	Stewart 3 run (Johnson kick)	7-40, 3:14	42-14	

TEAM STATISTICS

	Colts	Steelers
First Downs	8 (0-7-1)	24 (16-7-1)
Third Downs	5-15 (33%)	6-12 (50%)
Fourth Downs	0-1 (0%)	0-0 (0%)
Total Net Yards	146	407
Plays-Avg.	52-2.8	73-5.6
Rushing Yards	41	231
Att.-Avg.	15-2.7	51-4.5
Passing Yards	105	176
Sacked by Opp.	4-35	0-0
Pass Att.-Comp.	33-13-1	22-14-2
Punts-Avg.	8-42.4	2-41.5
Penalties	6-30	3-19
Fumbles-Lost	1-1	2-1
Time of Poss.	22:24	37:36

INDIVIDUAL STATISTICS

RUSHING: Ind. - Faulk 9-25; Groce 2-11; Harbaugh 3-6; Warren 1-(-1). **Pit.** - Bettis 25-102, 2 TD; Stewart 9-48, 2 TD; Witman 7-48; 1 TD; McAfee 5-21; Hastings 2-7; Mills 1-4; Lester 1-2; Tomczak 1-(-1).

PASSING: Ind. - Harbaugh 32-12-1, 134, 1 TD; Justin 1-1-0, 6. **Pit.** - Tomczak 21-13-2, 176; Stewart 1-1-0, 0.

RECEIVING: Ind. - Harrison 3-71; Stabilein 3-28; Faulk 3-10; Dawkins 2-18; Baily 1-9, 1 TD; Dilger 1-4. **Pit.** - Johnson 5-109; Hastings 3-30; Botkin 2-26; Lester 2-7; Bettis 1-4; McAfee 1-0.

Pittsburgh Steelers Playoff Summaries

1996 AFC Divisional Playoff

New England 28, Pittsburgh 3
January 5, 1997
(60,188)

FOXBORO, Mass. — The Steelers playoff hopes ended on a fog enshrouded field in Foxboro and a 28-3 defeat.

It was a game of big plays from the opening drive. Unfortunately, the Patriots made them and scored on three of their first four possessions.

Quarterback Drew Bledsoe hit Terry Glenn for a 53-yard gain against Rod Woodson on New England's first play from scrimmage. One play later, Curtis Martin made the score, 7-0.

The Steelers second possession ended with their second punt. New England used a short field to gain a 14-0 lead with a Bledsoe to Keith Byars 34-yard touchdown reception.

New England added an exclamation point when Martin broke a 78-yard touchdown run to open the second quarter. Pittsburgh's struggling offense gained just 29 yards in 13 plays in three first-quarter possessions. They fared no better in the second quarter, converting just one of seven third-down plays.

Jerome Bettis, despite two pulled groin muscles, tried to carry the ground attack. The Steelers turned a Chad Brown interception into a Norm Johnson field goal, giving them their only points of the day. But two second-half interceptions, including one that led to a third Martin touchdown, kept the Steelers from making a rally.

GAME SUMMARY

STEELERS	0	0	3	0	3
Patriots	14	7	0	7	28
TEAM	Q	PLAY	DRIVE	SCORE	
NE	1	Martin 2 run (Vinatieri kick)	2-55, 0:51	0-7	
NE	1	Byars 34 pass from Bledsoe (Vinatieri kick)	4-59, 1:59	0-14	
NE	2	Martin 78 run (Vinatieri kick)	1-78, 0:12	0-21	
PIT	3	Johnson 29 FG	5-26, 2:50	3-21	
NE	4	Martin 23 run (Vinatieri kick)	6-61, 3:49	3-28	

TEAM STATISTICS

	Steelers	Patriots
First Downs	12 (7-5-0)	17 (9-6-2)
Third Downs	3-18 (17%)	5-13 (38%)
Fourth Downs	2-4 (50%)	0-1 (0%)
Total Net Yards	213	346
Plays-Avg.	69-3.1	60-5.8
Rushing Yards	123	194
Att.-Avg.	27-4.6	32-6.1
Passing Yards	90	152
Sacked by Opp.	3-20	2-15
Pass.-Att.-Comp.	39-16-2	26-15-2
Punts-Avg.	9-42	7-43.6
Penalties	3-15	2-21
Fumbles-Lost	0-0	0-0
Time of Poss.	28:39	31:21

INDIVIDUAL STATISTICS

RUSHING: Pit. - Bettis 13-43; McAfee 5-30; Tomczak 2-20; Stewart 4-19; Wilman 3-11. **N.E.** - Martin 19-166, 3 TD; Meggett 2-18; Byars 2-8; Greier 5-7; Zolak 3-(-4); Bledsoe 1-(-2)

PASSING: Pit. - Tomczak 29-16-2, 110; Stewart 10-0-0. **N.E.** - Bledsoe 24-14-2, 164, 1 TD; Zolak 2-1-0, 3.

RECEIVING: Pit. - Hastings 5-35; Bolkin 2-20; Arnold 2-16; Mills 2-15; McAfee 2-7; Bettis 2-(-1); Wilman 1-(-2). **N.E.** - Byars 4-53, 1 TD; Glenn 3-69; Coates 3-18; Jefferson 3-18; Martin 2-9.

1997 AFC Divisional Playoff

Pittsburgh 7, New England 6
January 3, 1998
(61,228)

PITTSBURGH — The Steelers defeated the New England Patriots for the second time in three weeks, 7-6, in the AFC Divisional Playoff.

Pittsburgh forced four turnovers, including two in the final 1:44 of the game, and advanced to the AFC Championship for the third time in four years.

The Steelers struck early when Kordell Stewart scampered around left end and raced 40 yards for a touchdown on the team's opening possession with 9:49 left in the first quarter. The drive began when rookie cornerback Chad Scott intercepted quarterback Drew Bledsoe and returned it 27 yards to the Steelers 38.

New England was limited to a pair of short field goals by Adam Vinatieri and fell two games short of a return to the Super Bowl.

Linebacker Jason Gildon recovered a pair of fumbles for the Steelers. The second recovery came after backup left end Mike Vrabel stripped Bledsoe of the ball, and Gildon pounced on it at the Pittsburgh 34 with 1:44 to play.

The Patriots got back the ball in the final seconds before linebacker Levon Kirkland intercepted a long pass by Bledsoe to seal the win.

GAME SUMMARY

Patriots	0	3	0	3	6
STEELERS	7	0	0	0	7
TEAM	Q	PLAY	DRIVE	SCORE	
PIT	1	Stewart 40 run (Johnson kick)	8-62, 3:41	7-0	
NE	2	Vinatieri 31 FG	10-65, 3:37	7-3	
NE	4	Vinatieri 46 FG	10-52, 4:44	7-6	

TEAM STATISTICS

	Patriots	Steelers
First Downs	15 (1-14-0)	16 (6-8-2)
Third Downs	6-15 (40%)	8-18 (44%)
Fourth Downs	0-0 (0%)	0-1 (0%)
Total Net Yards	280	279
Plays-Avg.	65-4.3	70-4.0
Rushing Yards	36	145
Att.-Avg.	19-1.9	37-3.9
Passing Yards	244	134
Sacked by Opp.	2-20	2-0
Pass Att.-Comp.	44-23-2	31-14-1
Punts-Avg.	7-42	9-32.7
Penalties	7-68	5-41
Fumbles-Lost	2-2	0-0
Time of Poss.	24:23	35:37

INDIVIDUAL STATISTICS

RUSHING: Pit. - Stewart 11-68 1 TD; Bettis 25-67; McAfee 1-10. **N.E.** - Shaw 10-22; Cullors 7-18; Bledsoe 2-(-4).

PASSING: Pit. - Stewart 31-14-1, 134. **N.E.** - Bledsoe 44-23-2, 264.

RECEIVING: Pit. - Hawkins 4-28; Thigpen 3-54; Johnson 3-28; Lester 2-3; Blackwell 1-14; Bettis 1-7. **N.E.** - Jefferson 9-104; Glenn 5-96; Brisby 3-37; Byars 2-1; Shaw 1-13; Brown 1-6; Gash 1-6; Cullors 1-1.

Pittsburgh Steelers Playoff Summaries

1997 AFC Championship

Denver 24, Pittsburgh 21
January 11, 1998
(61,382)

PITTSBURGH — John Elway passed for two touchdowns in the final 1:47 of the first half to help Denver build a 24-14 lead, while the Broncos defense forced four turnovers by Pittsburgh quarterback Kordell Stewart to propel Denver to a 24-21 victory against the Steelers in the AFC Championship Game.

The Steelers, who were hosting the AFC Championship for the third time in four years under coach Bill Cowher, had a 14-7 lead after a Kordell Stewart 33-yard touchdown run in the first quarter.

Stewart was 6-of-17 for 69 yards with two interceptions in the first half. He finished 18-of-36 for 201 yards with three interceptions and a fumble.

The only score of the second half was a 15-yard touchdown pass from Stewart to Charles Johnson that pulled the Steelers within 24-21 with 2:46 left in the fourth quarter. The touchdown capped a 10-play, 79-yard drive in just 2:57.

Because Pittsburgh had all three timeouts left, Cowher opted not to attempt an on-side kick. But just after the two-minute warning on a third-and-six play, Elway drilled an 18-yard pass to tight end Shannon Sharpe to the Denver 33 with Jason Gildon in coverage. On the next play, Elway rolled right and flipped a 10-yard pass to Ed McCaffrey. Davis then broke off a 19-yard run with less than 50 seconds remaining to seal the win.

GAME SUMMARY

Broncos	7	17	0	0	24
STEELERS	7	7	0	7	21

TEAM	Q	PLAY	DRIVE	SCORE
DEN	1	Davis 8 run (Elam kick)	6-72, 3:15	0-7
PIT	1	Stewart 33 run (Johnson kick)	6-65, 3:02	7-7
PIT	2	Bettis 1 run (Johnson kick)	11-68, 4:46	14-7
DEN	2	Elam 43 FG	11-45, 4:22	14-10
DEN	2	Griffith 15 pass from Elway (Elam kick)	5-80, 2:53	14-17
DEN	2	McCaffrey 1 pass from Elway (Elam kick)	4-54, 0:30	14-24
PIT	4	C. Johnson 14 pass from Stewart (Johnson kick)	10-79, 2:57	21-24

TEAM STATISTICS

	Broncos	Steelers
First Downs	23 (6-15-2)	23 (8-13-2)
Third Downs	8-14 (57%)	6-11 (55%)
Fourth Downs	0-0 (0%)	0- (0%)
Total Net Yards	345	354
Plays-Avg.	63-5.5	66-5.4
Rushing Yards	150	161
Att.-Avg.	30-5.0	27-6.0
Passing Yards	195	193
Sacked by Opp.	2-15	3-8
Pass.-Att.-Comp.	31-18-1	36-18-3
Punts-Avg.	5-31.4	4-42
Penalties	4-21	4-71
Fumbles-Lost	2-1	1-1
Time of Poss.	30:01	29:59

INDIVIDUAL STATISTICS

RUSHING: **Pit.** — Bettis 23-104, 1 TD; Stewart 3-44, 1 TD; McAfee 1-12. **Den.** — Davis 26-139, 1 TD; Elway 2-9; Hebron 2-2.

PASSING: **Pit.** — Stewart 36-18-3, 201, 1 TD. **Den.** — Elway 31-18-1, 210, 3 TD.

RECEIVING: **Pit.** — Thigpen 6-92; Hawkins 4-30; Johnson 3-34; Blackwell 2-19; Bruener 1-16; Lester 1-7; Bettis 1-3. **Den.** — Smith 6-87; McCaffrey 5-37, 1 TD; Sharpe 3-49; Griffith 2-26, 1 TD; Hebron 1-9; Davis 1-2.

2001 AFC Divisional Playoff

Pittsburgh 27, Baltimore 10
January 20, 2002
(63,976)

PITTSBURGH — The Steelers advanced to the AFC Championship Game by dominating the Baltimore Ravens during a 27-10 victory at Heinz Field.

Starting running back Jerome Bettis missed the game due to an adverse reaction to pain medication that he received prior to the game.

However, the Steelers' defense dominated the game, limiting Baltimore to only 22 yards rushing and 150 yards total, while intercepting Ravens quarterback Elvis Grbac three times, including two interceptions in the end zone by free safety Brent Alexander.

Steelers' cornerback Chad Scott intercepted Grbac's first pass of the game to set up Kris Brown's 21-yard field goal that gave Pittsburgh a 3-0 first quarter lead.

Pittsburgh extended their lead to 10-0 later in the quarter when running back Amos Zereoue capped a 51-yard drive with a one-yard touchdown run.

Zereoue's second touchdown, also from one yard out, increased the Steelers' lead to 17-0 midway through the second quarter. Brown's 46-yard field goal on Pittsburgh's next drive gave the Steelers a 20-0 advantage with 3:46 left in the first half.

A 26-yard field goal by Baltimore kicker Matt Stover made the score 20-3 at halftime. Jermaine Lewis' 88-yard punt return for a touchdown in the third quarter pulled the Ravens to within 20-10.

Pittsburgh made the final score 27-10 when quarterback Kordell Stewart completed a 32-yard touchdown pass to wide receiver Plaxico Burress early in the fourth quarter.

GAME SUMMARY

Ravens	0	3	7	0	10
STEELERS	10	10	0	7	27

TEAM	Q	TIME	PLAY	DRIVE	SCORE
PIT	1	9:07	Brown 21 FG	7-40; 4:16	7-0
PIT	1	3:49	Zereoue 1 run (Brown kick)	7-51; 3:13	10-0
PIT	2	5:43	Zereoue 1 run (Brown kick)	6-43; 3:27	17-0
PIT	2	3:46	Brown 46 FG	4-6; 1:33	20-0
BAL	2	0:51	Stover 26 FG	11-57; 2:55	20-3
BAL	3	7:18	J. Lewis 88 punt return (Stover kick)	—; —	20-10
PIT	4	14:11	Burress 32 pass from Stewart (Brown kick)	12-83; 5:54	27-10

TEAM STATISTICS

	Ravens	Steelers
1st Downs	7 (0-6-1)	21 (11-8-2)
3rd Downs	1-12 (8%)	7-16 (44%)
4 th Downs	1-1 (100%)	0-0 (0%)
Total Net Yards	150	297
Plays-Avg.	51-2.9	73-4.1
Rushing Yards	22	154
Att.-Avg.	11-2.0	49-3.1
Passing Yards	128	143
Sacked by Opp.	3-25	2-11
Pass-Att.-Comp.	37-18-3	22-12-1
Punts-Avg.	8-37.4	5-41.6
Penalties	6-70	6-40.3
Fumbles-Lost	1-1	3-0
Time of Poss.	19:15	40:45

INDIVIDUAL STATISTICS

RUSHING: **Bal.** — Allen 4-11; Brookins 4-6; Williams 3-5. **Pit.** — Zereoue 24-63, 2 TD; Fuamatu-Ma'afala 12-30; Stewart 10-30; Edwards 1-23; Ward 1-6; Wilman 1-2.

PASSING: **Bal.** — Grbac 37-18-3, 153. **Pit.** — Stewart 22-12-1, 154, 1 TD.

RECEIVING: **Bal.** — Sharpe 5-56; Taylor 4-27; Williams 4-24; Allen 3-11; Stokley 1-27; Ismail 1-8. **Pit.** — Burress 5-84, 1 TD; Ward 3-37; Zereoue 2-13; Shaw 1-14; Edwards 1-6.

Pittsburgh Steelers Playoff Summaries

2001 AFC Championship Game

New England 24, Pittsburgh 17
January 27, 2002
(64,704)

PITTSBURGH — After trailing 21-3 in the third quarter, a Steelers' comeback fell short as Pittsburgh was defeated by the Patriots, 24-17, ending their Super Bowl hopes.

Despite the anticipated return of running back Jerome Bettis, the Steelers ground game never got rolling against a Patriots defense that held Pittsburgh's league leading rushing attack to a season-low 58 yards.

New England jumped out to a 7-0 lead after a penalty nullified a 64-yard Josh Miller punt and Troy Brown returned the second kick 55 yards for a touchdown in the first quarter. The Steelers responded with a 10-play, 65-yard drive that ended with Kris Brown booting a 30-yard field goal to cut the Patriots' lead to 7-3.

With two minutes left in the first half, New England quarterback Tom Brady was forced out of the game with an ankle injury after completing a 28-yard pass to Troy Brown on a key third-down play. Drew Bledsoe came in and moved the offense 40-yards in four plays, capped by an 11-yard touchdown pass to David Patten, giving the Patriots to take a 14-3 halftime lead.

Things continued to look glum for Pittsburgh when Kris Brown's 34-yard field goal attempt was blocked by defensive lineman Brian Mitchell and recovered by Troy Brown who lateraled the ball to Antwan Harris for a 49-yard return for a touchdown to give New England a 21-3 advantage.

The Steelers offense then found their rhythm, scoring on the next two possessions with touchdown runs (1, 11) by Jerome Bettis and Amos Zereoue, respectively, pulling Pittsburgh within 21-17 through three quarters.

New England kicker Adam Vinatieri's 44-yard field goal early in the fourth quarter put the Patriots up 24-17 with 11:12 left. The Steelers were forced to punt on the ensuing drive and Kordell Stewart was intercepted in their final two possessions.

GAME SUMMARY

Patriots	7	7	7	3	24
STEELERS	0	3	14	0	17

TEAM	Q	TIME	PLAY	DRIVE	SCORE
N.E.	1	3:42	T. Brown 55 punt return	—;—	7-0
PIT	2	13:33	K. Brown 30 FG	10-65; 5:09	7-3
N.E.	2	0:58	Patten 11 pass from Bledsoe (Vinatieri kick)	7-70; 1:44	14-3
N.E.	3	8:51	Harris 49 return of blocked FG (Vinatieri kick)	—;—	21-3
PIT	3	5:11	Bettis 1 run (Brown kick)	8-79; 3:40	21-10
PIT	3	1:29	Zereoue 11 run (Brown kick)	5-32; 1:41	21-17
N.E.	4	11:12	Vinatieri 44 FG	11-45; 5:17	24-17

TEAM STATISTICS

	Patriots	Steelers
1st Downs	15 (4-11-0)	23 (4-14-5)
3rd Downs	6-17 (35%)	4-14 (29%)
4th Downs	0-1 (0%)	0-0 (0%)
Total Net Yards	259	306
Plays-Avg.	68-3.8	67-4.6
Rushing Yards	67	58
Att.-Avg.	25-2.7	22-2.6
Passing Yards	192	248
Sacked by Opp.	4-25	3-7
Pass-Att.-Comp.	39-22-0	42-24-3
Punts-Avg.	7-39.1	6-43.0
Penalties	12-87	3-25
Fumbles-Lost	0-0	2-1
Time of Poss.	30:55	29:05

INDIVIDUAL STATISTICS

RUSHING: N.E. - Smith 15-47; Redmond 3-13; Brady 2-3; Edwards 1-3; Bledsoe 4-1. **Pit.** - Stewart 8-41; Zereoue 4-11, 1 TD; Bettis 9-8, 1 TD; Ward 1-(-2).

PASSING: N.E. - Bledsoe 21-10-0, 102, 1 TD; Brady 18-12-0, 115. **Pit.** - Stewart 42-24-3, 255.

RECEIVING: N.E. - Brown 8-121; Patten 4-39, 1 TD; Edwards 4-26; Johnson 2-22; Wiggins 2-7; Redmond 2-2. **Pit.** - Ward 6-64; Burress 5-67; Zereoue 4-50; Bettis 2-23; Edwards 2-16; Kreider 2-13; Cushing 1-10; Shaw 1-9; Tuman 1-3.

2002 AFC Wild Card Game

Pittsburgh 36, Cleveland 33
January 5, 2003
(63,976)

PITTSBURGH — The Steelers rallied from a 13-point, fourth-quarter deficit to defeat the Cleveland Browns, 36-33, in one of the most thrilling games in team history.

The Steelers overcame three early turnovers and several big plays by Cleveland to register the come-from-behind victory. Pittsburgh trailed 24-7 in the third quarter and 33-21 in the fourth before scoring two touchdowns in the final 3:06 to win.

The Browns led 14-0 after a touchdown run by RB William Green and a 32-yard TD pass by QB Kelly Holcomb to WR Dennis Northcutt.

Steelers' rookie WR Antwaan Randle El muffed a punt earlier that set up a Browns' score, but he rebounded to return his next punt 66 yards for a touchdown to make the score, 14-7. It was the longest postseason punt return in Steelers' history and the first punt return for a touchdown in the postseason by a Steeler.

The Browns increased their lead to 24-7 on a 31-yard field goal by K Phil Dawson and a 15-yard touchdown pass.

Steelers QB Tommy Maddox, who threw for a team postseason-record 367 yards and three touchdowns, connected with WR Plaxico Burress for a six-yard touchdown pass with 3:50 left in the third quarter to close the score to 24-14.

A 22-yard touchdown pass by Holcomb increased Cleveland's lead to 33-21 after a failed two-point conversion attempt.

Maddox led Pittsburgh on a 10-play, 77-yard drive, capped off by a five-yard TD pass to WR Hines Ward to pull within five, 33-28.

Pittsburgh forced the Browns to punt and then drove 61 yards in 1:41, culminating with a three-yard touchdown run by RB Chris Fuamatu-Ma'afala. Randle El then completed a pass to Tuman for the two-point conversion to give the Steelers a 36-33 lead.

GAME SUMMARY

Browns	7	10	7	9	33
STEELERS	0	7	7	22	36

TEAM	Q	TIME	PLAY	DRIVE	SCORE
CLE	1	13:44	Green 1 run (Dawson kick)	1-16	0-7
CLE	2	14:38	Northcutt 32 pass from Holcomb (Dawson kick)	1-32; 0:06	0-14
PIT	2	9:35	Randle El 66 punt return (Reed kick)	—;—	7-14
CLE	2	0:49	Dawson 31 FG	10-45; 4:24	7-17
CLE	3	12:11	Northcutt 15 pass from Holcomb (Dawson kick)	3-14; 0:49	7-24
PIT	3	3:50	Burress 6 pass from Maddox (Reed kick)	10-71; 3:45	14-24
CLE	4	14:52	Dawson 24 FG	8-64; 3:58	14-27
PIT	4	12:28	Tuman 3 pass from Maddox (Reed kick)	6-65; 2:24	21-27
CLE	4	10:17	Andre Davis 22 pass from Holcomb (pass failed)	5-61; 2:11	21-33
PIT	4	3:06	Ward 5 pass from Maddox (Reed kick)	10-77; 2:24	28-33
PIT	4	0:54	Fuamatu-Ma'afala 3 run (Randle El-Tuman pass)	6-61; 1:41	36-33

TEAM STATISTICS

	Browns	Steelers
1st Downs	21 (2-18-1)	30 (3-24-3)
3rd Downs	8-17 (47%)	3-10 (30%)
4th Downs	0-0 (0%)	0-0 (0%)
Total Net Yards	447	432
Plays-Avg.	73-6.1	71-6.1
Rushing Yards	38	89
Att.-Avg.	28-1.4	20-4.5
Passing Yards	409	343
Sacked by Opp.	2-20	3-24
Pass-Att.-Comp.	43-26-1	48-30-2
Punts-Avg.	7-38.6	6-35.3
Penalties	9-75	4-35
Fumbles-Lost	0-0	1-1
Time of Poss.	33:02	26:58

INDIVIDUAL STATISTICS

RUSHING: Cle. - Green 25-30, 1 TD; Northcutt 1-5; Holcomb 2-3. **Pit.** - Zereoue 13-73; Maddox 2-7; Fuamatu-Ma'afala 2-4, 1 TD; Ward 1-4; Randle El 1-3; Bettis 1- (-2).

PASSING: Cle. - Holcomb 43-26-1, 429, 3 TD; Johnson 0-0-0, 0. **Pit.** - Maddox 48-30-2, 367, 3 TD.

RECEIVING: Cle. - Northcutt 6-92, 2 TD; White 5-45; Johnson 4-140; Campbell 3-31; Andre Davis 2-65, 1 TD; Morgan 2-30; Green 2-8; King 1-16; Sanders 1-2. **Pit.** - Ward 11-104, 1 TD; Burress 6-100, 1 TD; Randle El 5-85; Mathis 3-40; Tuman 3-18, 1 TD; Fuamatu-Ma'afala 2-20.

Pittsburgh Steelers Playoff Summaries

2002 AFC Divisional Playoff

Tennessee 34, Pittsburgh 31 (OT)

January 11, 2003

(68,809)

NASHVILLE — The Steelers lost a hard-fought game against the Tennessee Titans in overtime, 34-31.

The Titans jumped out to a 14-0 first-quarter lead, but the Steelers scored 20 straight points by early in the third quarter.

QB Tommy Maddox led Pittsburgh on an eight-play, 61-yard drive at the end of the second quarter and Reed's 39-yard field goal made the score 14-13 at the half.

On Tennessee's first play from scrimmage in the second half, Steelers NT Casey Hampton tackled George for a two-yard loss, forcing a fumble that was recovered by DE Aaron Smith. George received a concussion and did not return to the game.

Pittsburgh capitalized on the fumble when RB Amos Zereoue broke several tackles and raced 31 yards for a touchdown on the first play, which put it ahead 20-14.

Two Tennessee scores made it 28-20 before Maddox connected with Ward for a 21-yard touchdown pass in the fourth quarter to make the score 28-26. Ward tied the game with a pass to Plaxico Burress for the two-point conversion.

Reed's 40-yard field goal and a 42-yard kick by Tennessee K Joe Nedney made the score 31-31 in the fourth quarter. Nedney missed a 48-yard attempt at the end of regulation.

Tennessee got the ball in overtime and McNair completed two passes to WR Justin McCareins to put the Titans in field-goal position. Nedney missed a 31-yard attempt, but Steelers CB Dewayne Washington was flagged for running into the kicker. Nedney then converted a 26-yarder to give the Titans a 34-31 victory.

GAME SUMMARY

STEELERS	0	13	7	11	0	31
Titans	14	0	14	3	3	34

TEAM	Q	TIME	PLAY	DRIVE	SCORE
TEN	1	11:01	McNair 8 run (Nedney kick)	7-52; 3:19	0-7
TEN	1	0:17	George 1 run (Nedney kick)	16-76; 9:03	0-14
PIT	2	9:29	Ward 8 pass from Maddox (Reed kick)	2-8; 9:03	7-14
PIT	2	6:47	Reed 30 FG	5-47; 1:53	10-14
PIT	2	0:00	Reed 39 FG	8-61; 1:35	13-14
PIT	3	14:37	Zereoue 31 run (Reed kick)	1-31; 0:08	20-14
TEN	3	9:37	Wycheck 7 pass from McNair (Nedney kick)	8-63; 5:00	20-21
TEN	3	4:38	Kinney 2 pass from McNair (Nedney kick)	8-58; 4:04	20-28
PIT	4	10:09	Ward 21 pass from Maddox (Ward-Burress pass)	6-65; 2:07	28-28
PIT	4	8:30	Reed 40 FG	5-35; 1:24	31-28
TEN	4	5:40	Nedney 42 FG	7-34; 2:50	31-31
TEN	OT	12:45	Nedney 26 FG	5-61; 2:15	31-34

TEAM STATISTICS

	Steelers	Titans
1st Downs	21 (4-12-5)	29 (10-18-1)
3rd Downs	4-14 (29%)	12-18 (67%)
4th Downs	0-0 (0%)	1-1 (100%)
Total Net Yards	324	430
Plays-Avg.	63-5.1	82-5.2
Rushing Yards	67	99
Att.-Avg.	20-3.4	36-2.8
Passing Yards	257	331
Sacked by Opp.	1-9	1-7
Pass-Att.-Comp.	42-21-1	45-27-2
Punts-Avg.	6-31.8	4-28.8
Penalties	6-41	8-92
Fumbles-Lost	0-0	2-2
Time of Poss.	24:33	37:32

INDIVIDUAL STATISTICS

RUSHING: Pit. — Zereoue 14-49, 1 TD; Randle El 1-11; Bettis 3-6; Ward 2-1. **Ten.** — George 15-33, 1 TD; McNair 8-29, 1 TD; Mason 2-20; Holcombe 11-17.

PASSING: Pit. — Maddox 41-21-1, 266, 2 TD; Randle El 1-0-0, 0. **Ten.** — McNair 44-27-2, 338, 2 TD; O'Donnell 1-0-0, 0.

RECEIVING: Pit. — Ward 7-82, 2 TD; Randle El 4-53, Mathis 3-40; Burress 2-62; Kreider 2-14; Zereoue 2-10; Fuamatu-Ma'afala 1-5. **Ten.** — Wycheck 10-123, 1 TD; Bennett 7-85; Mason 5-47; McCareins 2-53; Kinney 2-20; Holcombe 1-10.

2004 AFC Divisional Playoff

Pittsburgh 20, New York Jets 17 (OT)

January 15, 2005

(64,917)

PITTSBURGH — A 33-yard field goal by K Jeff Reed allowed the Steelers to pull out a thrilling, 20-17, overtime victory against the New York Jets at Heinz Field.

The Steelers nearly saw their Super Bowl dreams end twice in the fourth quarter, but Jets K Doug Brien missed field goals of 47 and 43 yards in the final 2:02, sending the game into overtime tied at 17-17.

Pittsburgh took a 3-0 lead in the first quarter on a 45-yard field goal by Reed. Steelers' SS Troy Polamalu intercepted Pennington's next pass and returned it 14 yards to the Jets 25-yard line, setting up a three-yard touchdown run by RB Jerome Bettis for a 10-0 Pittsburgh lead.

The Jets tied the game in the second quarter on a field goal (42) by Brien and a 75-yard punt return by Santana Moss.

The game remained tied until late in the third quarter when Steelers QB Ben Roethlisberger was intercepted by Jets SS Reggie Tongue, who returned the ball 86 yards for a touchdown and a 17-10 New York lead.

The Jets held the lead until Roethlisberger completed a four-yard shovel pass to WR Hines Ward, tying the game at 17-17, with six minutes left in regulation.

Brien missed a 47-yard field-goal attempt with 2:02 left in regulation, but Roethlisberger was intercepted by Jets CB David Barrett, who returned it 24 yards to the Pittsburgh 37. Brien, however, missed a 43-yard attempt at the end of regulation to send the game into overtime.

After the Jets were forced to punt on their first drive in overtime, Pittsburgh regained possession at their own 13-yard line and moved the ball 72 yards on 13 plays, to the New York 15-yard line. After a New York timeout, Reed booted his 33-yard field goal to win the game.

GAME SUMMARY

Jets	0	10	7	0	0	17
STEELERS	10	0	0	7	3	20

TEAM	Q	TIME	PLAY	DRIVE	SCORE
PIT	1	5:18	Reed 45 FG	7-37; 3:20	3-0
PIT	1	1:58	Bettis 3 run (Reed kick)	5-25; 2:18	10-0
NYJ	2	10:33	Brien 42 FG	11-38; 6:25	10-3
NYJ	2	3:00	Moss 75 punt return (Brien kick)	—; —	10-10
NYJ	3	3:52	Tongue 86 interception return (Brien kick)	—; —	10-17
PIT	4	6:00	Ward 4 pass from Roethlisberger (Reed kick)	12-66; 6:41	17-17
PIT	5	3:56	Reed 33 FG	14-72; 8:19	20-17

TEAM STATISTICS

	Jets	Steelers
1st Downs	17 (4-11-2)	23 (10-13-0)
3rd Downs	3-12 (25%)	8-15 (53%)
4th Downs	0-0 (0%)	0-0 (0%)
Total Net Yards	275	364
Plays-Avg.	63-4.4	74-4.9
Rushing Yards	110	193
Att.-Avg.	27-4.1	43-4.5
Passing Yards	165	171
Sacked by Opp.	3-17	1-10
Pass-Att.-Comp.	33-21-1	30-17-2
Punts-Avg.	6-38.5	5-39.6
Penalties	4-35	6-45
Fumbles-Lost	0-0	1-1
Time of Poss.	31:22	39:42

INDIVIDUAL STATISTICS

RUSHING: N.Y.J. — Martin 19-77; Jordan 5-30; Pennington 2-3; Cotchery 1-0. **Pit.** — Bettis 27-101, 1 TD; Staley 11-54; Roethlisberger 4-30; Haynes 1-8.

PASSING: N.Y.J. — Pennington 33-21-1, 182. **Pit.** — Roethlisberger 30-17-2, 181, 1 TD.

RECEIVING: N.Y.J. — McCareins 5-82; Moss 4-31; Martin 4-29; Sowell 3-11; Becht 2-15; Baker 2-8; Jordan 1-6. **Pit.** — Ward 10-105, 1 TD; Burress 2-28; Mays 2-19; Bettis 1-21; Randle El 1-6; Haynes 1-2.

Pittsburgh Steelers Playoff Summaries

2004 AFC Championship Game

New England 41, Pittsburgh 27
January 23, 2005
(65,242)

PITTSBURGH — The Steelers dreams of advancing to the Super Bowl ended as they lost a disappointing 41-27 loss to New England in the AFC Championship Game at Heinz Field.

Three first-half Steelers' turnovers were converted into 17 New England points as the Patriots jumped out to a 24-3 lead at halftime, despite controlling the ball for only 10:19.

Steelers rookie QB Ben Roethlisberger suffered his first career loss as a starter. His first pass of the game was intercepted by New England, setting up a 48-yard Adam Vinatieri field goal.

New England capitalized on its next possession when QB Tom Brady hit WR Deion Branch for a 60-yard touchdown score.

Pittsburgh cut the lead to 10-3 on a 43-yard field goal by K Jeff Reed. The Patriots extended their lead to 17-3 on a nine-yard TD pass to WR David Givens.

The Steelers were ready to answer on their next drive, moving the ball to the New England 19. But Roethlisberger's pass was picked off by S Rodney Harrison and returned 87 yards for a touchdown.

Steelers RB Jerome Bettis scored on a five-yard touchdown run to bring Pittsburgh within 24-10 in the third. On the next drive, though, the Patriots increased the lead to 31-10 on a 25-yard touchdown run by Corey Dillon.

A 30-yard touchdown pass to WR Hines Ward and a 20-yard field goal by Jeff Reed trimmed the lead to 31-17.

Vinatieri's 31-yard field goal and a 23-yard touchdown pass to Branch extended the Patriots lead to 41-20.

Pittsburgh scored its final touchdown on a seven-yard pass to Burress, but New England ran out the clock for the victory.

GAME SUMMARY

Patriots	10	14	7	10	41
STEELERS	3	0	14	10	27

TEAM	Q	TIME	PLAY	DRIVE	SCORE
NE	1	11:20	Vinatieri 48 FG	5-18; 2:13	0-3
NE	1	6:49	Branch 60 pass from Brady (Vinatieri kick)	1-60; 0:09	0-10
PIT	1	1:22	Reed 43 FG	5-23; 2:10	3-10
NE	2	7:08	Givens 9 pass Brady (Vinatieri kick)	5-70; 2:52	3-17
NE	2	2:14	Harrison 87 interception return	—; —	3-24
PIT	3	10:54	Bettis 5 run (Reed kick)	5-56; 2:39	10-24
NE	3	7:27	Dillon 25 run (Vinatieri kick)	7-69; 3:27	10-31
PIT	3	2:35	Ward 30 pass from Roethlisberger (Reed kick)	10-60; 4:52	17-31
PIT	4	13:29	Reed 20 FG	6-53; 2:14	20-31
NE	4	8:03	Vinatieri 31 FG	10-49; 5:26	20-34
NE	4	2:23	Branch 23 run (Vinatieri kick)	10-55; 5:06	20-41
PIT	4	0:52	Burress 7 pass from Roethlisberger (Reed kick)	6-61; 1:31	27-41

TEAM STATISTICS

	Patriots	Steelers
1st Downs	18 (7-9-2)	19 (8-11-0)
3rd Downs	5-12 (42%)	4-12 (33%)
4th Downs	1-1 (100%)	1-2 (50%)
Total Net Yards	322	388
Plays-Avg.	55-5.9	62-6.3
Rushing Yards	126	163
Att.-Avg.	32-3.9	37-4.4
Passing Yards	196	225
Sacked by Opp.	2-11	1-1
Pass-Att.-Comp.	21-14-0	24-14-3
Punts-Avg.	4-40.3	3-43.0
Penalties	1-5	2-20
Fumbles-Lost	1-0	2-1
Time of Poss.	28:29	31:31

INDIVIDUAL STATISTICS

RUSHING: N.E. — 24-73, 1 TD; Branch 2-37, 1 TD; Faulk 3-20, 1 TD; Brady 2-(-2); Givens 1-(-2). Pit. — Bettis 17-64, 1 TD; Roethlisberger 5-45; Haynes 5-28; Staley 10-26.

PASSING: N.E. — Brady 21-14-0, 207, 2 TD. Pit. — Roethlisberger 24-14-3, 226, 2 TD.

RECEIVING: N.E. — Givens 5-59, 1 TD; Branch 4-116, 1 TD; Brown 1-11; Fauria 1-9; Patten 1-8; Dillon 1-5; Graham 1-(-1). Pit. — Ward 5-109, 1 TD; Randle El 3-52; Burress 3-37; Haynes 1-14; Tuman 1-8; Rasby 1-6.

2005 AFC Wild Card Game

Pittsburgh 31, Cincinnati 17
January 8, 2006
(65,870)

CINCINNATI — Pittsburgh scored 24 unanswered points to turn a 17-7 deficit into a 31-17 victory over Cincinnati in the AFC Wild Card Game at Paul Brown Stadium. The win marked the first road playoff victory for head coach Bill Cowher.

The Pittsburgh offense compiled 346 total yards led by QB Ben Roethlisberger, who tossed three touchdowns and finished with a QB rating of 148.7. RB Jerome Bettis ran for 52 yards on 10 carries (5.2 avg.) and one touchdown. WR Cedrick Wilson caught three passes for 104 yards (34.7 avg.), with one touchdown.

The Steelers defense recorded four sacks and two interceptions while holding the Bengals to just 84 yards rushing.

Cincinnati was dealt an early blow when starting QB Carson Palmer suffered a torn ACL on the first offensive play of the game. The Bengals jumped out to a 10-0 lead with a 23-yard field goal by K Shayne Graham and a 20-yard touchdown run by RB Rudi Johnson.

Pittsburgh got on the board when RB Willie Parker took a screen pass 19 yards for a touchdown, the first postseason touchdown catch by a Steelers' running back since Rocky Bleier in Super Bowl XIII (Jan. 21, 1979).

Backup QB Jon Kitna gave the Bengals another 10-point lead after he hit WR T.J. Houshmandzadeh for a seven-yard score.

Pittsburgh responded with four straight scores. Roethlisberger completed a five-yard touchdown pass to WR Hines Ward for the final score of the first half. Ward extended his streak to five consecutive postseason games with at least one touchdown and the Steelers trailed, 17-14, at halftime.

The Steelers scored on their opening drive of the second half with a five-yard touchdown run by Bettis to give Pittsburgh its first lead at 21-17. Pittsburgh extended its lead with a trick play. WR Antwaan Randle El took a direct snap and ran to his right. He stopped and threw the ball across the field to Roethlisberger, who then threw a 43-yard touchdown strike to Wilson.

James Farrior ended the next Bengals' possession by intercepting a Kitna pass. The turnover led to a 21-yard field goal by K Jeff Reed to complete the scoring. SS Troy Polamalu also intercepted a Kitna pass.

GAME SUMMARY

STEELERS	0	14	14	3	31
Bengals	10	7	0	0	17

TEAM	Q	TIME	PLAY	DRIVE	SCORE
CIN	1	6:54	Graham 23 FG	9-84; 4:25	0-3
CIN	1	1:09	Johnson 20 run (Graham kick)	7-76; 3:26	0-10
PIT	2	13:11	Parker 19 pass from Roethlisberger (Reed kick)	8-60; 2:58	7-10
CIN	2	6:13	Houshmandzadeh 7 pass from Kitna (Graham kick)	14-57; 6:58	7-17
PIT	2	3:48	Ward 5 pass from Roethlisberger (Reed kick)	6-76; 2:25	14-17
PIT	3	5:12	Bettis 5 run (Reed kick)	8-66; 4:39	21-17
PIT	3	1:13	Wilson 43 pass from Roethlisberger (Reed kick)	3-50; 1:25	28-17
PIT	4	10:29	Reed 21 FG	6-37; 2:56	31-17

TEAM STATISTICS

	Steelers	Bengals
1st Downs	19 (9-8-2)	19 (4-13-2)
3rd Downs	6-11 (55%)	9-16 (56%)
4th Downs	0-0 (0%)	0-1 (0%)
Total Net Yards	346	327
Plays-Avg.	56-6.2	65-5.0
Rushing Yards	144	84
Rush Att.-Avg.	34-4.2	20-4.2
Passing Yards	202	243
Sacks	4-20	1-6
Att.-Comp.-Int.	21-14-0	41-25-2
Punts-Avg.	3-47.0	3-43.7
Penalties	6-39	7-90
Fumbles-Lost	0-0	2-0
Time of Poss.	28:57	31:03

INDIVIDUAL STATISTICS

RUSHING: Pit. — Bettis 10-52, 1 TD; Haynes 3-46; Parker 16-38; Randle El 1-5; Roethlisberger 4-3. Cin. — Johnson 13-56, 1 TD; Kitna 4-25; Perry 2-3; Larson 1-0.

PASSING: Pit. — Roethlisberger 19-14-0, 208, 3 TDs; Bettis 1-0-0, 0; Randle 1-0-0, 0. Cin. — Kitna 40-24-2, 197, 1 TD; Palmer 1-1-0, 66.

RECEIVING: Pit. — Wilson 3-104, 1 TD; Parker 3-41, 1 TD; Miller 2-15; Randle El 2-15; Ward 2-10, 1 TD; Haynes 1-14; Tuman 1-9. Cin. — Perry 6-11; Walter 5-73; C. Johnson 4-59; Houshmandzadeh 4-25, 1 TD; R. Johnson 2-14; Schobel 2-11; Henry 1-66; Kelly 1-4.

Pittsburgh Steelers Playoff Summaries

2005 AFC Divisional Playoff

Pittsburgh 21, Indianapolis 18

Jan. 15, 2006

RCA Dome (57,449)

INDIANAPOLIS — Pittsburgh advanced to its second straight AFC Championship Game with a dramatic 21-18 victory over the Indianapolis Colts at the RCA Dome. The win propelled the Steelers to their sixth appearance in the conference title game during Bill Cowher's 14 seasons as head coach for Pittsburgh and it also marked the first time a six seed advanced to the conference championship in league history.

Avenging an earlier-season setback to the Colts, Pittsburgh came out of the gates on fire by scoring on a 10-play, 84-yard drive to open the game that culminated with a six-yard touchdown pass from QB Ben Roethlisberger to WR Antwaan Randle El.

The Steelers upped their lead to 14-0 in the first quarter after Roethlisberger connected with rookie TE Heath Miller on a seven-yard score.

Pittsburgh's defense, which kept the high-scoring Indianapolis offense in check for most of the game, allowed just a field goal in the first half as they entered the half with a 14-3 advantage.

The Steelers stretched the lead to 21-3 with under two minutes remaining in the third quarter as RB Jerome Bettis dove in from one yard out. It was his eighth career postseason rushing touchdown and the fourth straight game with a rushing score.

Indianapolis finally posted a touchdown as Peyton Manning hit Dallas Clark for a 50-yard strike early in the fourth quarter, pulling the Colts to within 21-10.

Pittsburgh took over with eight minutes off the clock but came up empty on their next offensive drive. Indianapolis then used a three-yard rushing touchdown by Edgerrin James and a successful two-point conversion to make the game 21-18 with 4:24 remaining.

After punting the ball back to the Colts with 2:31 left in the game, Pittsburgh's defense appeared to have sealed the victory by pressuring Indianapolis to minus-16 yards while giving the ball back to its' offense on the two-yard line.

However, on the first play Bettis uncharacteristically fumbled and Nick Harper picked up the ball and darted to the Colts' 42-yard line before Roethlisberger made a shoestring tackle. Five plays later, Mike Vanderjagt's potential game-tying 46-yard field goal sailed wide right with 21 seconds remaining.

Pittsburgh posted five sacks on the day, including 2.5 by LB James Farrior. It limited the Colts to just 58 yards rushing.

Roethlisberger became the first quarterback in NFL history to reach the conference championship game in each of his first two seasons as he finished 14-of-24 for 197 yards and two touchdowns and one interception.

GAME SUMMARY

STEELERS	14	0	7	0	21
Colts	0	3	0	15	18

TEAM Q	TIME	PLAY	DRIVE	SCORE
PIT	1	9:25	Randle El 6 pass from Roethlisberger (Reed kick)	10-84: 5:35 7-0
PIT	1	3:12	Miller 7 pass from Roethlisberger (Reed kick)	7-72: 2:53 14-0
IND	2	1:20	Vanderjagt 20 FG	15-96: 9:39 14-3
PIT	3	1:26	Bettis 1 run (Reed kick)	6-30: 3:21 21-3
IND	4	14:09	Clark 50 pass from Manning (Vanderjagt kick)	6-72: 2:17 21-10
IND	4	4:24	James 3 run (Manning to Wayne pass)	6-80: 1:39 21-18

TEAM STATISTICS

	Steelers	Colts
1st Downs	21 (10-8-3)	15 (4-11-0)
3rd Downs	6-14 (43%)	3-13 (23%)
4th Downs	2-2 (100%)	1-2 (50%)
Total Net Yards	295	305
Plays-Avg.	68-4.3	57-5.4
Rushing Yards	112	58
Rush Att.-Avg.	42-2.7	14-4.1
Passing Yards	183	247
Sacks	5-4.3	2-14
Att.-Comp.-Int.	24-14-1	38-22-0
Punts-Avg.	5-41.6	6-45.3
Penalties	2-8	9-67
Fumbles-Lost	1-1	1-0
Time of Poss.	34:52	25:08

INDIVIDUAL STATISTICS

RUSHING: Pit. — Parker 17-59; Bettis 17-46, 1 TD; Haynes 2-8; Kreider 1-2; Roethlisberger 5-(-3). Ind. — James 13-56, 1 TD; Rhodes 1-2.

PASSING: Pit. — Roethlisberger 24-14-1, 197, 2 TDs. Ind. — Manning 38-22-1, 290, 1 TD.

RECEIVING: Pit. — Ward 3-68; Miller 3-61, 1 TD; Randle El 3-30, 1 TD; Parker 3-19; Tuman 1-19; Haynes 1-0. Ind. — Wayne 7-97; James 5-26; Clark 4-84, 1 TD; Harrison 3-52; Fletcher 2-18; Stokley 1-13.

2005 AFC Championship

Pittsburgh 34, Denver 17

Jan. 22, 2006

INVESCO Field at Mile High (76,174)

DENVER — Pittsburgh advanced to its first Super Bowl in 10 years as it defeated the Denver Broncos, 34-17, at INVESCO Field at Mile High. The Steelers, who won their seventh straight game overall, became the first team in NFL history to win three straight road playoff games and became the first sixth seed to play in the Super Bowl.

Pittsburgh QB Ben Roethlisberger continued his outstanding postseason play as he finished 21-of-29 for 275 yards with two touchdowns and no interceptions for a passer rating of 124.9. He also added a four-yard rushing touchdown late in the game.

The Steelers jumped out to a 3-0 lead in the first quarter as K Jeff Reed booted a 47-yard field goal with 4:11 left. It was the longest postseason field goal for Pittsburgh since Norm Johnson had a 50-yarder in the 1996 AFC Wild Card Game.

Roethlisberger then hit WR Cedrick Wilson on a 12-yard touchdown pass on the first play of the second quarter to up the lead to 10-0.

After a Jason Elam field goal pulled the Broncos to within 10-3, Pittsburgh scored two times in the final two minutes of the first half to take a 24-3 halftime lead. RB Jerome Bettis scored from three yards out and WR Hines Ward hauled in a 17-yard pass from Roethlisberger with seven seconds left.

Denver used a 30-yard pass from Jake Plummer to Ashley Lelie with 3:36 left in the third quarter to trim the Steelers' advantage to 24-10. However, Reed came right back with a 42-yard field goal on the next possession to make it a 27-10 lead with 13:38 left in the game.

Mike Anderson scored on a three-yard run with just under eight minutes left to bring Denver to within 10 points (27-17), but Roethlisberger's four-yard touchdown sealed the victory for Pittsburgh.

Wilson finished with a game-high five catches for 92 yards while Ward added five receptions for 59 yards. WR Antwaan Randle El also pulled in four catches for 52 yards.

Pittsburgh held the ball for 36:07 but was outgained on the ground 97-90. The Steelers finished with 358 total yards to the Broncos' 308.

CB Ike Taylor and LB Larry Foote each collected an interception for the Pittsburgh defense, while DE Brett Keisel posted two sacks. LB Joey Porter added one sack and also forced a fumble by Plummer.

The Steelers finished the game with an astounding 63 percent (10 of 16) conversion rate on third down.

GAME SUMMARY

STEELERS	3	21	0	10	34
Broncos	0	3	7	7	17

TEAM Q	TIME	PLAY	DRIVE	SCORE
PIT	1	4:11	Reed 47 FG	12-62: 6:29 3-0
PIT	2	14:54	Wilson 12 pass from Roethlisberger (Reed kick)	5-39: 2:53 10-0
DEN	2	9:23	Elam 23 FG	12-55: 5:31 10-3
PIT	2	1:55	Bettis 3 run (Reed kick)	14-80: 7:28 17-3
PIT	2	0:07	Ward 17 pass from Roethlisberger (Reed kick)	5-38: 1:41 24-3
DEN	3	3:36	Lelie 30 pass from Plummer (Elam kick)	5-80: 2:24 24-10
PIT	4	13:38	Reed 42 FG	8-47: 4:58 27-10
DEN	4	7:52	Anderson 3 run (Elam kick)	7-72: 3:47 27-17
PIT	4	2:59	Roethlisberger 4 run (Reed kick)	5-17: 1:53 34-17

TEAM STATISTICS

	Steelers	Broncos
1st Downs	20 (5-15-0)	16 (5-8-3)
3rd Downs	10-16 (63%)	5-11 (45%)
4th Downs	0-0 (0%)	2-3 (67%)
Total Net Yards	358	308
Plays-Avg.	64-5.6	54-5.7
Rushing Yards	90	97
Rush Att.-Avg.	33-2.7	21-4.6
Passing Yards	268	211
Sacks	3-12	2-7
Att.-Comp.-Int.	29-21-0	30-18-2
Punts-Avg.	4-37.0	2-43.5
Penalties	8-61	4-20
Fumbles-Lost	1-0	2-2
Time of Poss.	36:07	23:53

INDIVIDUAL STATISTICS

RUSHING: Pit. — Bettis 15-39, 1 TD; Parker 14-35; Roethlisberger 3-12, 1 TD; Ward 1-4. Den. — Anderson 9-36, 1 TD; Bell 5-31; Plummer 7-30.

PASSING: Pit. — Roethlisberger 29-21-0, 275, 2 TDs. Den. — Plummer 30-18-2, 223, 1 TD.

RECEIVING: Pit. — Wilson 5-92, 1 TD; Ward 5-59, 1 TD; Randle El 4-52; Parker 3-20; Miller 2-31; Washington 1-13; Haynes 1-8. Den. — Bell 5-28; Smith 4-61; Putzier 4-55; Anderson 3-11; Lelie 2-68, 1 TD.

Pittsburgh Steelers Playoff Summaries

2007 AFC Wild Card Game

Jacksonville 31, Pittsburgh 29

Jan. 5, 2008

Heinz Field (63,629)

PITTSBURGH — The Steelers came back from an 18-point deficit in the fourth quarter but eventually fell to the visiting Jacksonville Jaguars, 31-29, in the AFC Wild Card Game at Heinz Field. The loss snapped a four-game postseason winning streak for Pittsburgh and it marked the fourth straight loss to the Jaguars overall.

Pittsburgh jumped out to a 7-0 lead on its first drive as RB Najeh Davenport ran for his first of two one-yard touchdowns on the night. However, on the ensuing kickoff the Jaguars' RB Maurice Jones-Drew returned it 96 yards to the Steelers' three and RB Fred Taylor scored one play later to knot the score at 7-7.

Three first-half interceptions by QB Ben Roethlisberger dug Pittsburgh into a 21-7 halftime deficit. The Steelers would then fall behind 28-10 entering the fourth quarter before igniting the rally.

Roethlisberger found WR Antonio Holmes for a 37-yard touchdown pass on the first play of the final quarter to cut the lead to 28-17.

After a three-and-out by Jacksonville, Roethlisberger again engineered a scoring drive on the next possession as he hit TE Heath Miller for a 14-yard touchdown with 10:25 remaining in the game. A failed two-point conversion made the score 28-23.

CB Ike Taylor then intercepted a David Garrard pass on the second play of the ensuing Jaguars possession before Davenport pushed his way into the end zone for his second score of the night at the 6:21 mark of the fourth quarter.

Both teams were unable to score on the next two drives, which gave Jacksonville the ball back with 2:38 to go in the game. The Jaguars eventually marched down to the Steelers' seven-yard line, thanks in large part to a 32-yard run by Garrard on a fourth-and-two play earlier in the drive. K Josh Scobee booted the game-winning 25-yard field goal with 37 seconds left in the contest.

WR Hines Ward had a standout game for the Steelers by catching 10 passes for a playoff career-high 135 yards (13.5 avg.). Miller added eight catches for 85 yards and a touchdown.

Rookie LB LaMarr Woodley posted a team-high two sacks as the Steelers held Jacksonville to just 239 yards of total offense.

GAME SUMMARY

Jaguars		7	14	7	3	31
STEELERS		7	0	3	19	29
TEAM	Q	TIME	PLAY	DRIVE	SCORE	
PIT	1	10:03	Davenport 1 run (Reed kick)	10-80; 4:57	7-0	
JAC	1	9:39	Taylor 1 run (Scobee kick)	1-1; 0:24	7-7	
JAC	2	10:19	Mathis 63 interception return (Scobee kick)	—; —	7-14	
JAC	2	8:34	Jones-Drew 43 yard pass from Garrard (Scobee kick)	3-46; 0:56	7-21	
PIT	3	9:24	Reed 28 FG	8-33; 4:45	10-21	
JAC	3	4:39	Jones-Drew 10 run (Scobee kick)	8-82; 4:45	10-28	
PIT	4	14:53	Holmes 37 pass from Roethlisberger (Reed kick)	10-69; 4:46	17-28	
PIT	4	10:25	Miller 14 pass from Roethlisberger (2-pt. attempt failed)	10-69; 3:49	23-28	
PIT	4	6:21	Davenport 1 run (2-pt. attempt failed)	7-16; 2:29	29-28	
JAC	4	0:37	Scobee 25 FG	8-44; 2:01	29-31	

TEAM STATISTICS

	Jaguars	Steelers
1st Downs	14 (8-5-1)	24 (5-17-2)
3rd Downs	4-11 (36%)	7-14 (50%)
4th Downs	1-1 (100%)	1-1 (100%)
Total Net Yards	239	340
Plays-Avg.	54-4.4	74-4.6
Rushing Yards	135	43
Rush Att.-Avg.	29-4.7	26-1.7
Passing Yards	104	297
Att.-Comp.-Int.	21-9-2	42-29-3
Sacks By	6-40	4-36
Punts-Avg.	4-50.0	4-44.3
Penalties	6-40	5-50
Fumbles-Lost	0-0	1-1
Time of Poss.	27:01	32:59

INDIVIDUAL STATISTICS

RUSHING: Jac. — Garrard 5-58; Taylor 16-48, 1 TD; Jones-Drew 8-29, 1 TD. **Pit.** — Davenport 16-25, 2 TDs; Roethlisberger 4-13; Davis 3-3; Russell 3-2.

PASSING: Jac. — Garrard 21-9-2, 140, 1 TD. **Pit.** — Roethlisberger 42-29-3, 337, 2 TDs.

RECEIVING: Jac. — Wilford 2-39; Williams 2-23; Lewis 2-16; Jones-Drew 1-43, 1 TD; Northcutt 1-17; Taylor 1-2. **Pit.** — Ward 10-135; Miller 8-85, 1 TD; Holmes 3-49, 1 TD; Davenport 2-23; Davis 2-14; Wilson 1-10; Washington 1-8; Spaeth 1-7; Russell 1-6.

2008 AFC Divisional Playoff Game

Pittsburgh 35, San Diego 24

Jan. 11, 2009

Heinz Field (63,899)

PITTSBURGH — The Steelers advanced to their fourth AFC Championship Game in eight seasons as they defeated the San Diego Chargers 35-24 in an AFC Divisional contest at Heinz Field. Pittsburgh advanced to its 14th career AFC Championship Game with the win.

San Diego struck first on the opening possession of the game, covering 75 yards in only four plays, taking barely two minutes off the game clock. WR Vincent Jackson got behind Steelers' CB Ike Taylor and hauled in a 41-yard touchdown reception to give the Chargers a 7-0 lead.

Steelers' WR Antonio Holmes evened the score when he returned a punt 67 yards for a score. San Diego retook the lead, 10-7, courtesy of a 42-yard field goal by K Nate Kaeding.

RB Willie Parker gave the Steelers a 14-10 lead that they would never relinquish with 40 seconds remaining in the first half when he ran into the end zone around left end on a three-yard touchdown scamper.

The Steelers stretched that lead to 21-10 as they drove 77 yards in 13 plays, taking 7:56 off the clock with their opening possession of the third quarter. QB Ben Roethlisberger found TE Heath Miller on an eight-yard touchdown reception to cap the drive.

RB Gary Russell swelled the lead to 28-10 when he plunged across the goal-line from one-yard out in the beginning of the fourth quarter.

San Diego scored two touchdowns, a four-yard reception by WR Legedu Naanee and a 62-yard reception by RB Darren Sproles, sandwiched around a 16-yard touchdown run by Parker, his second score of the evening, to conclude the scoring in favor of the Steelers, 35-24.

Roethlisberger had a very efficient game, completing 17-of-26 passes for 181 yards with one touchdown and a passer rating of 98.4. He improved to 6-2 (.750 pct.) in the playoffs. Parker recorded his first career 100-yard rushing performance in the postseason with 146 yards on 27 attempts (5.4 avg.) with two touchdowns. WR Hines Ward had another big postseason performance with four receptions for 70 yards (17.5 avg.), including a long reception of 41 yards.

Defensively, the Steelers sacked Rivers four times, with LB LaMarr Woodley leading the charge with two sacks. LB James Harrison and DE Brett Keisel had the other two Steelers' sacks. LB Larry Foote had a third-quarter interception, the second of his postseason career.

GAME SUMMARY

Chargers		7	3	0	14	24
STEELERS		7	7	7	14	35
TEAM	Q	TIME	PLAY	DRIVE	SCORE	
SD	1	12:59	Jackson 41 pass from Rivers (Kaeding kick)	4-75; 2:01	0-7	
PIT	1	7:41	Holmes 67 punt return (Reed kick)	—; —	7-7	
SD	2	1:56	Kaeding 42 FG	7-20; 3:09	7-10	
PIT	2	0:40	Parker 3 run (Reed kick)	7-66; 1:16	14-10	
PIT	3	7:04	Miller 8 pass from Roethlisberger (Reed kick)	13-77; 7:56	21-10	
PIT	4	12:52	Russell 1 run (Reed kick)	2-49; 0:49	28-10	
SD	4	9:09	Naanee 4 pass from Rivers (Kaeding kick)	10-73; 3:43	28-17	
PIT	4	4:11	Parker 16 run (Reed kick)	9-73; 4:58	35-17	
SD	4	1:53	Sproles 62 pass from Rivers (Kaeding kick)	4-79; 0:50	35-24	

TEAM STATISTICS

	Chargers	Steelers
1st Downs	15 (1-13-1)	22 (12-8-2)
3rd Downs	5-12 (42%)	6-14 (43%)
4th Downs	0-0 (0%)	0-2 (0%)
Total Net Yards	290	342
Plays-Avg.	51-5.7	70-4.9
Rushing Yards	15	165
Rush Att.-Avg.	12-1.3	42-3.9
Passing Yards	275	177
Att.-Comp.-Int.	35-21-1	27-17-0
Sacks By	1-4	4-33
Punts-Avg.	6-47.2	5-43.4
Penalties	8-104	7-44
Fumbles-Lost	1-1	0-0
Time of Poss.	23:30	36:30

INDIVIDUAL STATISTICS

RUSHING: S.D. — Sproles 11-15; Bennett 1-0. **Pit.** — Parker 27-146, 2 TDs; Moore 3-13; Holmes 2-7; Russell 4-5, 1 TD; Davis 1-0; Leftwich 4-(-2); Clark 1-(-4).

PASSING: S.D. — Rivers 35-21-1, 308, 3 TDs. **Pit.** — Roethlisberger 26-17-0, 181, 1 TD; Leftwich 1-0-0, 0.

RECEIVING: S.D. — Sproles 5-91, 1 TD; Gates 5-59; Chambers 4-72; Jackson 2-49, 1 TD; Hester 2-13; Manumaleuna 1-14; Bennett 1-6; Naanee 1-4, 1 TD. **Pit.** — Ward 4-70; Miller 3-37, 1 TD; Washington 3-30; Davis 3-7; Holmes 2-25; Moore 2-12.

Pittsburgh Steelers Playoff Summaries

2008 AFC Championship Game

Pittsburgh 23, Baltimore 14

Jan. 18, 2009

Heinz Field (65,350)

PITTSBURGH — The Steelers put themselves in position to become the first NFL franchise to win six Vince Lombardi Trophies when they face the Arizona Cardinals in Super Bowl XLIII on February 1. Pittsburgh earned their second trip to the Super Bowl in four seasons by defeating the Baltimore Ravens 23-14 in the AFC Championship Game at Heinz Field.

Pittsburgh struck first following the opening kickoff, covering 50 yards in seven plays, the key play being a 45-yard pass from QB Ben Roethlisberger to WR Hines Ward. K Jeff Reed connected from 34 yards out to make it 3-0 in favor of Pittsburgh.

Reed would increase the Pittsburgh lead to 6-0 when he nailed his second field goal, this time a 42-yarder, following an interception by Steelers' CB Deshea Townsend.

The Steelers faced a third-and-nine situation from their own 36-yard line barely a minute into the second quarter when Roethlisberger and WR Santonio Holmes teamed up on a 65-yard scoring strike that put the Steelers ahead 13-0.

Baltimore got on the scoreboard with 2:40 remaining in the first half when RB Willis McGahee ran into the end zone from three yards out to cut the Pittsburgh lead to 13-7.

Reed converted his third field goal of the afternoon, a 46-yarder, with 3:38 left to play in the third quarter to increase the Steelers' lead to 16-7. McGahee's one-yard run with 9:29 to play in regulation allowed Baltimore to creep within two points of the lead, 16-14.

Steelers' S Troy Polamalu ended any thoughts Baltimore had of completing the comeback when he intercepted a QB Joe Flacco pass and took it 40 yard into the end zone to clinch a 23-14 Steelers' victory.

Roethlisberger led the Steelers offensively, completing 16-of-33 passes for 255 yards with one touchdown for a passer rating of 84.8. RB Willie Parker rushed 24 times for 47 yards (2.0 avg.). Holmes caught two passes for 70 yards (35.0 avg.) and one touchdown.

Defensively, the Steelers sacked Flacco three times, including two by LB LaMarr Woodley, his third consecutive postseason game with two-sacks, and one by DE Aaron Smith. Along with Polamalu and Townsend, S Tyrone Carter had the Steelers' other interception. S Ryan Clark forced a fumble near the end of regulation which was recovered by LB Lawrence Timmons.

GAME SUMMARY

Ravens	0	7	0	7	14
STEELERS	6	7	3	7	23

TEAM	Q	TIME	PLAY	DRIVE	SCORE
PIT	1	11:22	Reed 34 FG	7-50; 3:38	3-0
PIT	1	6:11	Reed 42 FG	7-11; 1:19	6-0
PIT	2	13:58	Holmes 65 pass from Roethlisberger (Reed kick)	3-66; 1:37	13-0
BAL	2	2:40	McGahee 3 run (Stover kick)	3-17; 0:57	13-7
PIT	3	3:38	Reed 46 FG	11-51; 5:29	16-7
BAL	4	9:29	McGahee 1 run (Stover kick)	6-58; 3:09	16-14
PIT	4	4:24	Polamalu 40 interception return (Reed kick)	—; —	23-14

TEAM STATISTICS

	Ravens	Steelers
1st Downs	13 (5-6-2)	11 (1-9-1)
3rd Downs	3-13 (23%)	7-18 (39%)
4th Downs	0-1 (0%)	0-0 (0%)
Total Net Yards	198	275
Plays-Avg.	58-3.4	65-4.2
Rushing Yards	73	52
Rush Att.-Avg.	25-2.9	28-1.9
Passing Yards	125	223
Att.-Comp.-Int.	30-13-3	33-16-0
Sacks By	4-32	3-16
Punts-Avg.	7-40.9	7-37.7
Penalties	6-53	6-67
Fumbles-Lost	3-1	2-1
Time of Poss.	26:51	33:09

INDIVIDUAL STATISTICS

RUSHING: Bal. — McGahee 20-60, 2 TDs; Clayton 1-16; McClain 1-3; Rice 1-2; Flacco 2-(-8). Pit. — Parker 24-47; Moore 1-6; Washington 1-1; Roethlisberger 2-(-2).

PASSING: Bal. — Flacco 30-13-3, 141. Pit. — Roethlisberger 33-16-0, 255, 1 TD.

RECEIVING: Bal. — Rice 3-43; Mason 3-41; Heap 3-26; Clayton 2-18; McGahee 2-13. Pit. — Miller 3-62; Ward 3-55; Washington 3-21; Holmes 2-70, 1 TD; Sweed 2-20; Davis 1-20; Moore 1-9; Parker 1-(-2).

2010 AFC Divisional Playoff Game

Pittsburgh 31, Baltimore 24

Jan. 15, 2011

Heinz Field (64,879)

PITTSBURGH — Down 14 points at halftime, the Steelers rallied to score 24 second-half points to beat the Baltimore Ravens in the AFC Divisional Playoff Game. With the victory, Pittsburgh improved to 3-0 all-time against the Ravens in the postseason. The Steelers advanced to their 15th AFC Championship game since 1970 and for the fifth time since 2001.

The Steelers got off to a hot start as **RB Rashard Mendenhall** scored from one-yard out on the Steelers' first drive of the game. It was Mendenhall's first career postseason rushing touchdown. The Ravens responded with a 10-play drive that was capped off with a 14-yard touchdown run by RB Ray Rice.

The Ravens went up 14-7 when DE Cory Redding returned **QB Ben Roethlisberger's** fumble 13 yards for a touchdown. And following another Steelers' turnover, QB Joe Flacco found TE Todd Heap for a four-yard touchdown and a 21-7 Ravens' lead at halftime.

Early in the third quarter the Steelers defense took over the game, forcing turnovers on three consecutive Ravens' possessions. After a fumble by Rice, Roethlisberger found **TE Heath Miller** for a nine-yard score to cut the lead 21-14. **S Ryan Clark** then posted his first career postseason interception, picking off Flacco to set the Steelers up in Ravens' territory. Roethlisberger then found **WR Hines Ward** for an eight-yard touchdown and the game was tied 21-21. Roethlisberger finished the game with 226 yards passing with two touchdowns and no interceptions.

Another Ravens fumble led to **K Shaun Suisham's** 35-yard field goal, which gave the Steelers a 24-21 lead. But the Ravens tied the game on K Billy Cundiff's 24-yard field goal late in the fourth quarter. The Steelers took over with less than four minutes left in the game, and they faced a third-and-19 from their own 38-yard line. Roethlisberger found rookie **WR Antonio Brown** streaking down the sideline for a 58-yard completion to set up Mendenhall's game-winning one-yard touchdown run, his second of the game.

The Steelers defense limited the Ravens to just 126 yards, the second-lowest total in team postseason history. The defense had five sacks, including three by **LB James Harrison**, forced three turnovers and held the Ravens to just 28 yards in the second half.

GAME SUMMARY

Ravens	14	7	0	3	24
STEELERS	7	0	14	10	31

TEAM	Q	TIME	PLAY	DRIVE	SCORE
PIT	1	6:18	Mendenhall 1 run (Suisham kick)	10-80; 6:04	7-0
BAL	1	1:20	Rice 14 run (Cundiff kick)	10-69; 4:58	7-7
BAL	1	0:53	Redding 13 fumble return (Cundiff kick)	—; —	7-14
BAL	2	5:43	Heap 4 pass from Flacco (Cundiff kick)	6-16; 3:02	7-21
PIT	3	9:11	Miller 9 pass from Roethlisberger (Suisham kick)	2-23; 0:53	14-21
PIT	3	1:21	Ward 8 pass from Roethlisberger (Suisham kick)	4-25; 2:17	21-21
PIT	4	12:15	Suisham 35 FG	8-6; 3:49	24-21
BAL	4	3:54	Cundiff 24 FG	5-23; 2:01	24-24
PIT	4	1:33	Mendenhall 2 run (Suisham kick)	11-65; 2:21	31-24

TEAM STATISTICS

	Ravens	Steelers
1st Downs	12 (2-8-2)	21 (7-11-3)
3rd Downs	5-12 (42%)	7-14 (50%)
4th Downs	0-1 (0%)	1-1 (100%)
Total Net Yards	126	263
Plays-Avg.	53-2.4	69-3.8
Rushing Yards	35	71
Rush Att.-Avg.	18-1.9	31-2.3
Passing Yards	91	192
Att.-Comp.-Int.	30-16-1	32-19-0
Sacks By	6-34	5-34
Punts-Avg.	4-53.8	4-48.5
Penalties	6-74	9-93
Fumbles-Lost	2-2	2-2
Time of Poss.	25:32	34:28

INDIVIDUAL STATISTICS

RUSHING: Bal. — Rice 12-32, 1 TD; McGahee 4-4; Flacco 2-(-1). Pit. — Mendenhall 20-46, 2 TDs; Moore 2-12; Roethlisberger 6-11; Redman 1-4; Wallace 2-(-2).

PASSING: Bal. — Flacco 30-16-1, 125, 1 TD. Pit. — Roethlisberger 32-19-0, 226, 2 TDs.

RECEIVING: Bal. — Rice 7-32; Heap 3-43, 1 TD; Houshmandzadeh 3-38; McGahee 2-14; Boldin 1-(-2). Pit. — Miller 5-39, 1 TD; Sanders 4-54; Brown 3-75; Ward 3-25, 1 TD; Wallace 3-20; Mendenhall 1-13.

Pittsburgh Steelers Playoff Summaries

2010 AFC Championship Game

Pittsburgh 24, New York Jets 19
Jan. 23, 2011
Heinz Field (66,662)

PITTSBURGH — The Pittsburgh Steelers advanced to their eighth Super Bowl with a 24-19 victory over the New York Jets in the AFC Championship at Heinz Field. The eight trips to the Super Bowl are tied for the most in NFL history with the Dallas Cowboys, and the Steelers' eight wins in an AFC Championship Game are the most in conference history.

The Steelers grabbed a 7-0 lead on the opening drive of the game as **RB Rashard Mendenhall** capped off the 15-play drive with a one-yard rushing touchdown. Mendenhall finished with a game-high 121 yards rushing, which is the sixth-most in team postseason history.

K Shaun Suisham added to the Steelers' lead with his 20-yard field goal in the second quarter to make it 10-0, and with two minutes left in the half, **QB Ben Roethlisberger** scored on a two-yard touchdown run to give the Steelers a 17-0 lead. It was Roethlisberger's third career postseason rushing touchdown.

On the Jets' ensuing drive, **CB Ike Taylor** posted a sack and forced fumble, both career firsts in the postseason, and **CB William Gay** returned the fumble 19 yards to make it 24-0. It was Gay's first career postseason touchdown and the first defensive touchdown for Pittsburgh in the postseason since **LB James Harrison's** 100-yard interception return for touchdown in Super Bowl XLIII.

The Jets got on the board just prior to halftime when K Nick Folk connected from 42 yards out to trim the lead to 24-3. On the Jets' first drive of the second half, QB Mark Sanchez found WR Antonio Holmes for a 45-yard touchdown pass to cut the lead to 24-10. Following a goal-line stand by the Steelers' defense, Roethlisberger fumbled the first snap and was tackled in the end zone for a safety.

On the Jets' next drive, Sanchez found **WR Jericho Cotchery** for a four-yard touchdown to make it 24-19 with three minutes left in the game. The Steelers converted on two key third-downs on their ensuing drive, including the game-winning first down reception by **WR Antonio Brown** to seal their second AFC Championship in the last three seasons.

Pittsburgh improved to 5-1 in the postseason under **Head Coach Mike Tomlin** with the victory. Tomlin joined Hall of Famer Joe Gibbs as the only head coaches to reach two Super Bowls in their first four seasons as a head coach.

GAME SUMMARY

Jets	0	3	7	9	19
STEELERS	7	17	0	0	24

TEAM	Q	TIME	PLAY	DRIVE	SCORE
PIT	1	5:54	Mendenhall 1 run (Suisham kick)	15-66; 9:06	7-0
PIT	2	6:51	Suisham 20 FG	8-60; 3:41	10-0
PIT	2	2:00	Roethlisberger 2 run (Suisham kick)	7-66; 3:57	17-0
PIT	2	1:13	Gay 19 fumble return (Suisham kick)	—; —	24-0
NYJ	2	0:09	Folk 42 FG	7-44; 1:04	24-3
NYJ	3	12:13	Holmes 45 pass from Sanchez (Folk kick)	5-90; 2:47	24-10
NYJ	4	7:38	Safety (Roethlisberger tackled in end zone)	—; —	24-12
NYJ	4	3:06	Cotchery 4 pass from Sanchez (Folk kick)	10-58; 4:32	24-19

TEAM STATISTICS

	Jets	Steelers
1st Downs	17 (2-12-3)	23 (10-9-4)
3rd Downs	5-14 (36%)	6-11 (55%)
4th Downs	2-3 (67%)	0-1 (0%)
Total Net Yards	289	287
Plays-Avg.	57-5.1	64-4.5
Rushing Yards	70	166
Rush Att.-Avg.	22-3.2	43-3.9
Passing Yards	219	121
Att.-Comp.-Int.	33-20-0	19-10-2
Sacks By	2-12	2-14
Punts-Avg.	4-36.5	1-38.0
Penalties	6-50	4-25
Fumbles-Lost	2-1	3-0
Time of Poss.	25:19	34:41

INDIVIDUAL STATISTICS

RUSHING: N.Y. — Greene 9-52; Tomlinson 9-16; Sanchez 3-6; Cotchery 1-(-4). **Pit.** — Mendenhall 27-121, 1 TD; Redman 4-27; Roethlisberger 11-21, 1 TD; Moore 1-(-3).

PASSING: N.Y. — Sanchez 33-20-0, 233, 2 TDs. **Pit.** — Roethlisberger 19-10-2, 133.

RECEIVING: N.Y. — Keller 8-64; Cotchery 5-33, 1 TD; Edwards 3-50; Holmes 2-61, 1 TD; Smith 2-25. **Pit.** — Miller 2-38; Mendenhall 2-32; Ward 2-14; Sanders 1-20; Brown 1-14; Moore 1-9; Wallace 1-6.

2011 AFC Wild Card Game

Denver 29, Pittsburgh 23 (OT)
Jan. 8, 2012
Sports Authority Field at Mile High (75,970)

DENVER — QB Tim Tebow and WR Demaryius Thomas connected on an 80-yard touchdown on the first play in overtime to beat the Pittsburgh Steelers 29-23 in the AFC Wild Card Game. It was the fastest ending in NFL history for any overtime game.

The Steelers got off to a fast start, moving the football into Denver territory on their first two possessions. But they had to settle for two field goals. **K Shaun Suisham** connected on a 45-yarder to give the Steelers a 3-0 lead, and with less than a minute remaining in the first quarter, Suisham connected on a 38-yard field goal to put the Steelers up 6-0.

But the Broncos would score 20 unanswered points. Tebow found WR Eddie Royal for a 30-yard touchdown to give the Broncos a 7-6 lead. Tebow then scored on an eight-yard run less than three minutes later to give the Broncos a 14-6 lead. K Matt Prater connected on two field goals of 20 and 28 yards before halftime to give the Broncos a 20-6 lead going into the break.

The Steelers though would mount a comeback. **WR Mike Wallace** scored on a one-yard run midway through the third quarter to cut the lead 20-13. Prater added a 35-yard field goal to give the Broncos a 23-13 lead but the Steelers answered with another Suisham field goal.

Trailing 23-16, the Steelers defense forced RB Willis McGahee to fumble, giving **QB Ben Roethlisberger** a short field. Roethlisberger found **WR Jericho Cotchery** for a 31-yard touchdown to tie the game 23-23.

The Steelers had a chance to win the game in regulation, but Roethlisberger was sacked on two of the team's final three plays, forcing overtime. After Suisham's kickoff sailed through the uprights, the Broncos took over at their own 20-yard line. Tebow threw the touchdown to Thomas on the very next play.

Despite the loss, the Steelers held each Bronco running back to less than 100 yards rushing. The Steelers have not allowed a single running back to rush for more than 100 yards in 18-consecutive postseason games, the longest current streak in the NFL.

Roethlisberger became just the second player in team history to throw for more than 3,000 yards in the postseason.

GAME SUMMARY

STEELERS	6	0	7	10	0	23
Broncos	0	20	0	3	6	29

TEAM	Q	TIME	PLAY	DRIVE	SCORE
PIT	1	11:14	Suisham 45 yd. FG	8-53; 3:46	3-0
PIT	1	0:23	Suisham 38 yd. FG	12-47; 5:50	6-0
DEN	2	13:24	Royal 30 yd. pass from Tebow (Prater kick)	5-80; 1:59	6-7
DEN	2	10:36	Tebow 8 yd. run (Prater kick)	4-73; 2:18	6-14
DEN	2	7:30	Prater 20 yd. FG	4-16; 1:44	6-17
DEN	2	1:05	Prater 28 yd. FG	8-59; 4:04	6-20
PIT	3	4:29	Wallace 1 yd. run (Suisham kick)	11-87; 5:56	13-20
DEN	4	13:10	Prater 35 yd. FG	12-63; 6:19	13-23
PIT	4	9:59	Suisham 37 yd. FG	7-61; 3:11	16-23
PIT	4	3:48	Cotchery 31 yd. pass from Roethlisberger (Suisham kick)	7-55; 3:47	23-23
DEN	5	14:49	Thomas 80 yd. pass from Tebow	1-80; 0:11	23-29

TEAM STATISTICS

	Steelers	Broncos
1st Downs	21 (9-11-1)	18 (6-9-3)
3rd Downs	7-16 (44%)	3-10 (30%)
4th Downs	0-1 (0%)	0-0 (0%)
Total Net Yards	400	447
Plays-Avg.	68-5.9	55-8.1
Rushing Yards	156	131
Rush Att.-Avg.	23-6.8	34-3.9
Passing Yards	289	316
Sacks	0-0	5-45
Att.-Comp.-Int.	40-22-1	21-10-0
Punts-Avg.	4-46.0	4-41.0
Penalties	6-61	5-30
Fumbles-Lost	2-0	2-1
Time of Poss.	31:06	29:05

INDIVIDUAL STATISTICS

RUSHING: **Pit.** — Redman 17-121; Brown 1-18; Roethlisberger 3-15; Clay 1-1; Wallace 1-1, 1 TD. **Den.** — McGahee 19-61; Tebow 10-50, 1 TD; Ball 4-11; Decker 1-9.

PASSING: **Pit.** — Roethlisberger 40-22-1, 289, 1 TD. **Den.** — Tebow 21-10-0, 316, 2 TDs.

RECEIVING: **Pit.** — Sanders 6-81; Brown 5-70; Miller 5-60; Wallace 3-26; Redman 2-21; Cotchery 1-31, 1 TD. **Den.** — Thomas 4-204; 1 TD; Royal 3-49, 1 TD; Fells 2-57; Ball 1-6.

Pittsburgh Steelers Playoff Summaries

2014 AFC Wild Card Game

Baltimore 30, Pittsburgh 17

Jan. 3, 2015

Heinz Field (62,780)

PITTSBURGH – QB Joe Flacco's 21-yard touchdown pass to TE Crockett Gillmore midway through the fourth quarter sealed the victory for Baltimore in the AFC Wild Card Game at Heinz Field.

Pittsburgh moved the ball well in the first half but only managed to come away with three field goals by **K Shaun Suisham** (45, 22 and 47). Baltimore RB Bernard Pierce scored on a five-yard run and K Justin Tucker connected on a 28-yard field goal to give Baltimore its 10 points of the first half, and the Ravens led 10-9 at the break.

Tucker connected from 45 yards early in the third quarter to put Baltimore up 13-9. Flacco threw an 11-yard touchdown pass to WR Torrey Smith midway through the third quarter to give the Ravens a 20-9 advantage.

The Steelers got a splash play from their defense early in the fourth quarter when rookie **DE Stephon Tuitt** recovered a Ravens' fumble. **QB Ben Roethlisberger** then connected with **WR Antonio Brown** for a 44-yard gain and rookie **WR Martavis Bryant** for a six-yard touchdown to cut the lead to 20-15.

Baltimore responded with a 52-yard field goal by Tucker to increase the Ravens' lead to 23-15. On the Steelers' ensuing drive, Roethlisberger was picked off by LB Terrell Suggs. On Baltimore's next play, Flacco hit Gillmore for the game-deciding touchdown.

The Steelers tried to rally but Roethlisberger was picked off in the end zone. A blocked punt for a safety by **S Shamarko Thomas** cut the Ravens' lead to 30-17.

Trailing by 13, Pittsburgh took over with less than two minutes remaining. **TE Heath Miller** fumbled and the Ravens secured the football and took over at the Pittsburgh 38-yard line. Baltimore then went into its victory formation.

RB Le'Veon Bell, the team's MVP, wasn't able to suit up due to a knee injury.

GAME SUMMARY

Ravens	0	10	10	10	30
STEELERS	3	6	0	8	17

TEAM	Q	TIME	PLAY	DRIVE	SCORE
PIT	1	1:29	Suisham 45 yd. FG	9-33; 5:36	3-0
BAL	2	12:28	Pierce 5 yd. run (Tucker kick)	8-80; 4:01	3-7
PIT	2	5:40	Suisham 22 yd. FG	12-82; 6:48	6-7
BAL	2	2:41	Tucker 28 yd. FG	10-70; 2:59	6-10
PIT	2	0:37	Suisham 47 yd. FG	9-53; 2:04	9-10
BAL	3	10:06	Tucker 45 yd. FG	9-57; 4:54	9-13
BAL	3	4:13	T. Smith 11 yd. pass from Flacco (Tucker kick)	6-69; 3:25	9-20
PIT	4	11:01	Bryant 6 yd. pass from Roethlisberger (Pass failed)	2-45; 0:50	15-20
BAL	4	8:47	Tucker 52 yd. FG	7-29; 2:14	15-23
BAL	4	7:56	Gillmore 21 yd. pass from Flacco (Tucker kick)	1-21; 0:07	15-30
PIT	4	1:56	Punt block by S. Thomas out of end zone for safety	———	17-30

TEAM STATISTICS

	Ravens	Steelers
1st Downs	19	22
3rd Downs	4-11 (36%)	5-16 (31%)
4th Downs	1-1 (100%)	2-3 (67%)
Total Net Yards	299	387
Plays-Avg.	55-5.4	72-5.4
Rushing Yards	53	68
Rush Att.-Avg.	25-2.1	19-3.6
Passing Yards	246	319
Att.-Comp.-Int.	29-18-0	348-33-2
Sacks By	5-37	1-13
Punts-Avg.	2-24.5	3-38.3
Penalties	2-14	8-114
Fumbles-Lost	2-1	2-1
Time of Poss.	24:43	35:17

INDIVIDUAL STATISTICS

RUSHING: Bal. – Forsett 16-40; Flacco 8-8; Pierce 1-5, 1 TD. **Pit.** – Harris 9-25; Tate 5-19; Roethlisberger 2-16; Bryant 1-6; Johnson 1-3; Archer 1-(-1).

PASSING: Bal. – Flacco 29-18-0, 259, 2 TDs. **Pit.** – Roethlisberger 45-31-2, 334, 1 TD; Gradkowski 3-2-0, 22.

RECEIVING: Bal. – Smith Sr. 5-101; Daniels 4-70; T. Smith 2-28, 1 TD; Juszczuk 2-16; Gillmore 1-21, 1 TD; Brown 1-9; Forsett 1-7; Aiken 1-4; Jones 1-3. **Pit.** – Brown 9-117; Miller 6-76; Wheaton 5-66; Bryant 5-61, 1 TD; Archer 3-15; Tate 2-9; Harris 2-6; Heyward-Bey 1-6.

Pittsburgh Steelers Playoff Summaries

Super Bowl IX

Pittsburgh 16, Minnesota 6
January 12, 1975
(80,997)

NEW ORLEANS — The Steelers made their first appearance in the Super Bowl and captured their first NFL Championship with a 16-6 victory.

The veteran Vikings, meanwhile, had been to the Super Bowl twice before. The Vikings had a savvy leader in quarterback Fran Tarkenton. The Steelers had a strong defense but their quarterback, Terry Bradshaw, was unproven.

The first half was dominated by both defenses. Pittsburgh concentrated on the middle of the Minnesota defensive line. One defensive tackle, Ernie Holmes, played over Vikings' center Mick Tingelhoff, while the other tackle, Joe Greene, lined up at an angle pointed directly at Tingelhoff. Holmes sometimes took on the Vikings' center directly, allowing Greene to knife through and pursue Tarkenton. At other times, Greene would smash into Tingelhoff while Holmes looped behind him.

The only score in the first half was a safety registered by the Pittsburgh Steelers. Fran Tarkenton fumbled a handoff to Dave Osborn, scrambled to recover the ball in the end zone, and was downed by Pittsburgh defensive end Dwight White.

Leading 2-0, Pittsburgh kicked to Minnesota to open the second half and the Vikings' Bill Brown fumbled and Marv Kellum recovered for Pittsburgh at the Minnesota 30. The Steelers took four plays to go the distance, with Franco Harris taking the ball in from the 9.

Harris was named game MVP. He ran for 158 yards on 34 tries, both new highs for the Super Bowl, and Rocky Bleier added 65 yards on 17 carries. Minnesota, meanwhile, managed only 17 yards rushing.

Denied on the ground, the Vikings weren't much better in the air. Tarkenton, under constant pressure from Greene, Holmes, White, and L.C. Greenwood, completed only 11-of-26 attempts for 102 yards—an average of fewer than four yards per pass.

Despite their dominance, Pittsburgh's 9-0 lead was far from safe, and it narrowed to 9-6 in the final quarter when Matt Blair blocked Bobby Walden's punt, and Terry Brown recovered in the end zone.

After that touchdown, Pittsburgh put the game on ice with a drive that began on its 34. The big play of the drive was a 30-yard toss from Bradshaw to Larry Brown, who later scored the final TD.

Soon after the ensuing kickoff, Pittsburgh's Mike Wagner intercepted a Tarkenton pass, and the Steelers held possession until the game was nearly over.

GAME SUMMARY

STEELERS	0	2	7	7	16
Vikings	0	0	0	6	6
TEAM	Q	PLAY	DRIVE	SCORE	
PIT	2	Safety (White downed Tarkenton in end zone)	—	2-0	
PIT	3	Harris 9 run (Gerela kick)	4-30, 1:24	9-0	
MIN	4	Brown Recovered blocked punt (kick failed)	—	9-6	
PIT	4	Brown 4 pass from Bradshaw (Gerela kick)	11-66, 6:47	16-6	

TEAM STATISTICS


	Steelers	Vikings
First Downs	17 (11-5-1)	9 (2-5-2)
Third Downs	7-18	5-12
Fourth Downs	0-0 (0%)	0-0 (0%)
Total Net Yards	333	119
Plays-Avg.	73-4.6	47-2.5
Rushing Yards	249	17
Att.-Avg.	57-4.4	21-0.8
Passing Yards	84	102
Sacked by Opp.	2-12	0-0
Pass.-Att.-Comp.	14-9-0	26-11-3
Punts-Avg.	7-34.7	6-37.2
Penalties	8-122	4-18
Fumbles-Lost	4-2	3-2
Time of Poss.	30:36	29:24

INDIVIDUAL STATISTICS

RUSHING: Pit. - Harris 34-158, 1 TD; Bleier 17-65; Bradshaw 5-33; Swann 1-(-7). Min. - Foreman 12-18; Tarkenton 1-0; Osborn 8-(-1).

PASSING: Pit. - Bradshaw 14-9-0, 96, 1 TD. Min. - Tarkenton 26-11-3, 102.

RECEIVING: Pit. - Brown 3-49, 1 TD; Stallworth 3-24; Bleier 2-11; Lewis 1-12. Min. - Foreman 5-50; Voigt 2-31; Osborn 2-7; Gilliam 1-16; Reed 1-(-2-9).



The Steelers celebrate their safety against Vikings' quarterback Fran Tarkenton in Super Bowl IX.

Pittsburgh Steelers Playoff Summaries

Super Bowl X

Pittsburgh 21, Dallas 17

January 18, 1976

(80,197)

MIAMI — What were, at the time, the two most popular teams in the NFL met in Super Bowl X, and the contrast between their styles was as great as the hue of their jerseys.

The glitzy, white-clad Dallas Cowboys—"America's Team"—combined a high-tech offense and a state-of-the-art Flex Defense to put on a dazzling show each Sunday. They were easy to like, and for once, they even had something of an underdog aura, having reached the Super Bowl as a Wild Card team. The black-clad Pittsburgh Steelers, out to defend their Super Bowl victory of the year before, lived by a Steel-hard defense occasionally spelled by a grind-it-out running attack that would have been at home in the NFL of the 1930s.

The Cowboys struck first when Roger Staubach zeroed in on Drew Pearson for a 29-yard touchdown pass.

Before the end of the quarter, Pittsburgh evened the score on a seven-yard pass from Terry Bradshaw to tight end Randy Grossman. Setting up the score was a 32-yard pass to Lynn Swann, whose health was questionable because of a concussion he had suffered in the AFC Championship Game. Swann outleaped a Dallas defender, then magically kept both feet inside the sideline to make his catch.

Dallas reclaimed the lead at 10-7 only 15 seconds into the second quarter when Toni Fritsch booted a 36-yard field goal.

Later, Pittsburgh's Roy Gerela, playing at less than 100 percent because of a cracked rib he suffered making a tackle on the opening kickoff, shanked a field-goal try and Dallas went to the locker room with a 10-7 lead.

Defense continued to dominate in the scoreless third quarter. Pittsburgh sacked Staubach seven times during the game and forced him to scramble on numerous occasions. Moreover, they pressured him into an uncharacteristic 3 interceptions.

One of the interceptions set up another field-goal try by Gerela, but he pulled it left from 33 yards. Dallas safety Cliff Harris mockingly patted him on the helmet, only to be unceremoniously dumped on his hip pads by irate Pittsburgh linebacker Jack Lambert. The inspired Steelers dominated after that.

In the fourth quarter, Steelers reserve fullback Reggie Harrison blocked Mitch Hoopes's punt. The ball rolled through the end zone for a safety to cut the Cowboys' lead to 10-9. Gerela, who'd donned a corset to protect his ribs, regained his kicking touch with field goals of 36 and 18 yards to put the Steelers in front 15-10.

With 3:02 left in the game, Bradshaw lofted a long pass to game MVP Swann, who caught the ball at the five and took it over the goal line to complete a 64-yard lightning strike. Swann finished the day with 161 yards on four catches, a 40.3 average-per-catch. Gerela missed the extra point.

It took Staubach only 1:14 to get the touchdown back, completing a drive with a 34-yard bulls-eye to Percy Howard—the only pass Howard caught during his entire career.

Terry Hanratty replaced Bradshaw, still woozy from the hit suffered after his touchdown pass to Swann, but the Steelers were stalled on a fourth-and-9 at the Dallas 41 with almost a minute and a half to go. Coach Noll feared a blocked kick and called for a Rocky Bleier run that gained only 2 yards. Noll was gambling that his defense could stop the Cowboys.

Trailing only 21-17, Staubach had the ball back with more time than he usually needed to negotiate 61 yards. The Cowboys reached Pittsburgh's 38. With five seconds left, Staubach launched his final pass into the end zone. Steelers Mike Wagner batted the ball, which was caught by the Steelers, Glen Edwards and the Steelers had their second consecutive Super Bowl victory.

GAME SUMMARY

Cowboys	7	3	0	7	17
STEELERS	7	0	0	14	21

TEAM	Q	PLAY	SCORE
DAL	1	D. Pearson 29 pass from Staubach (Fritsch kick)	0-7
PIT	1	Grossman 7 pass from Bradshaw (Gerela kick)	7-7
DAL	2	Fritsch 36 FG	7-10
PIT	4	Safety, Harrison blocks kick	9-10
PIT	4	Gerela 36 FG	12-10
PIT	4	Gerela 18 FG	15-10
PIT	4	Swann 64 pass from Bradshaw (kick failed)	21-10
DAL	4	Howard 34 pass from Staubach (Fritsch kick)	21-17

TEAM STATISTICS

	Cowboys	Steelers
First Downs	14 (6-8-0)	13 (7-6-0)
Third Downs	4-15 (27%)	8-21 (38%)
Total Net Yards	270	339
Plays-Avg.	62-4.4	67-5.1
Rushing Yards	108	149
Att.-Avg.	31-3.5	46-3.2
Passing Yards	162	209
Pass.-Att.-Comp.	24-15-3	19-9-0
Punts-Avg.	7-35	4-39.8
Fumbles-Lost	4-0	4-0
Penalties-Yds.	2-20	0-0

INDIVIDUAL STATISTICS

RUSHING: Dal. - Newhouse 16-56; Staubach 5-22; Dennison 5-16; Pearson 5-14. Pit. - Harris 27-82; Bleier 15-51; Bradshaw 4-16.

PASSING: Dal. - Staubach 24-15-3 204, 2 TD. Pit. - Bradshaw 19-9-0 209, 2 TD.

RECEIVING: Dal. - P. Pearson 5-53; Young 3-31, 1 TD; D. Pearson 2-59, 1 TD; Newhouse 2-12; Howard 1-34, 1 TD; Fugett 1-9; Dennison 1-6. Pit. - Swann 4-161, 1 TD; Stallworth 2-8; Harris 1-26; Grossman 1-7, 1 TD; Brown 1-7.



Pittsburgh's "Steel Curtain" defense forced Cowboys' quarterback Roger Staubach into throwing three interceptions in the Steelers' Super Bowl X victory.

Pittsburgh Steelers Playoff Summaries

Super Bowl XIII
Pittsburgh 35, Dallas 31
January 21, 1979
(78,656)

MIAMI — This was more than just the first rematch in Super Bowl history: It re-staged what many still consider the most enjoyable and dramatic Super Bowl battle to that point. Opportunity—recognizing it and capitalizing on it—was the theme. Failure to embrace it would play a hand too. It was the Steelers, though, who managed a 35-31 victory.

Dallas had its chances. The Cowboys took a 14-7 lead in the second quarter when linebacker Mike Hegman simply took the ball away from Steelers quarterback Terry Bradshaw and ran 37 yards to score. But Bradshaw countered immediately with a 75-yard touchdown strike to John Stallworth.

In the third quarter, trailing 21-14, Dallas marched from its 42 to the Steelers' 10. On third-and-three, Cowboys quarterback Roger Staubach saw tight end Jackie Smith alone in the end zone. Smith slipped and fell reaching for Staubach's pass and Dallas settled for a 27-yard field goal.

Pittsburgh scored two touchdowns early in the fourth quarter—a 22-yard run by Franco Harris and an 18-yard pass from Bradshaw to Swann. Harris' score followed a pass-interference call against Dallas cornerback Benny Barnes, who was covering Swann. The mistake cost the Cowboys 33 yards. Dallas did score touchdowns with 2:27 and 22 seconds to play, on passes from Staubach to tight end Billy Joe Dupree and wide receiver Butch Johnson, but Pittsburgh held on to win, 35-31.

With the victory, the Steelers became the first team to win three Super Bowls. The two teams set a Super Bowl record for points scored.

GAME SUMMARY

STEELERS	7	14	0	14	35
Cowboys	7	7	3	14	31

TEAM	Q	PLAY	SCORE
PIT	1	Stallworth 28 pass from Bradshaw (Gerela kick)	7-0
DAL	1	Hill 39 pass from Staubach (Septien kick)	7-7
DAL	2	Hegman 37 fumble recovery return (Septian kick)	7-14
PIT	2	Stallworth 75 pass from Bradshaw (Gerela kick)	14-14
PIT	2	Bleier 7 pass from Bradshaw (Gerela kick)	21-14
DAL	3	Septien 27 FG	21-17
PIT	4	Harris 22 run (Gerela kick)	28-17
PIT	4	Swann 18 pass from Bradshaw (Gerela kick)	35-17
DAL	4	DuPree 7 pass from Staubach (Septien kick)	35-24
DAL	4	Johnson 4 pass from Staubach (Septien kick)	35-31

TEAM STATISTICS


	Steelers	Cowboys
First Downs	19 (2-15-2)	20 (6-13-1)
Third Downs	9-15 (60%)	9-16 (56%)
Total Net Yards	357	317
Plays-Avg.	58-6.2	67-4.7
Rushing Yards	66	141
Att.-Avg.	24-2.8	32-4.4
Passing Yards	291	176
Pass.-Att.-Comp.	30-17-1	30-17-1
Punts-Avg.	3-43.0	5-39.6
Fumbles-Lost	2-2	3-2
Penalties-Yds.	5-35	9-89

INDIVIDUAL STATISTICS

RUSHING: Pit. - Harris 20-68, 1 TD; Bleier 2-3; Bradshaw 2-(-5). Dal. - Dorsett 15-96; Newhouse 8-3; Pearson 1-(-13); Staubach 4-37; Pearson 1-6; Laidlaw 3-12.

PASSING: Pit. - Bradshaw 30-17-1, 318, 4 TD. Dal. - Staubach 30-17-1, 228, 3 TD.

RECEIVING: Pit. - Swann 7-154, 1 TD; Stallworth 3-115, 2 TDs; Grossman 3-29; Harris 1-22; Bleier 1-7, 1 TD; Bell 2-21. Dal. - Dorsett 5-44; D. Pearson 4-73; Hill 2-49, 1 TD; Johnson 2-30, 1 TD; Dupree 2-17, 1 TD; P. Pearson 2-15.



Steeler's quarterback Terry Bradshaw threw for 318 yards and four touchdowns in the 35-31 victory over Dallas in Super Bowl XIII.

Pittsburgh Steelers Playoff Summaries

Super Bowl XIV

Pittsburgh 31, Los Angeles 19
January 20, 1980
(103,985)

PASADENA, Calif. — There was a moment of heroism and self-sacrifice when an old warrior, Los Angeles Rams defensive end Jack Youngblood, announced his intention to play in his team's first Super Bowl despite a fractured leg.

There was a rush of "What if?" euphoria as the underdog Rams took a 19-17 lead into the fourth quarter.

And there was cold reality: Pittsburgh, a team with as much patience as talent, struck quickly and surely for two touchdowns in the fourth quarter and it was over. The 31-19 victory was the Steelers' fourth in the Super Bowl in only six seasons.

The signature image of Super Bowl XIV is of Steelers wide receiver John Stallworth at the Rams' 32, looking back over his head for a lofty Terry Bradshaw pass, catching it in stride just over the outstretched arms of Rams cornerback Rod Perry, and continuing into the end zone for a 73-yard touchdown.

The Steelers had taken the lead and then surrendered it in the third quarter. Bradshaw hit wide receiver Lynn Swann over the middle for a 47-yard score. The Rams came back with a 24-yard halfback pass from Lawrence McCutcheon to Ron Smith that made it 19-17 before Bradshaw-to-Stallworth put Pittsburgh ahead for good.

Los Angeles intercepted Bradshaw three times, but it was the Steelers' lone interception—by Jack Lambert—that punctuated the ending. With the score 24-19 and the Rams driving, Lambert intercepted a pass from quarterback Vince Ferragamo at the Pittsburgh 14.

For the second year in a row, Bradshaw was named the game's most valuable player after passing for 309 yards and 2 touchdowns.

GAME SUMMARY

Rams	7	6	6	0	19
STEELERS	3	7	7	14	31

TEAM	Q	PLAY	SCORE
PIT	1	Bahr 41 FG	3-0
LA	1	Bryant 1 run (Corral kick)	3-7
PIT	2	Harris 1 run (Bahr kick)	10-7
LA	2	Corral 31 FG	10-10
LA	2	Corral 45 FG	10-13
PIT	3	Swann 47 pass from Bradshaw (Bahr kick)	17-13
LA	3	Smith 24 pass from McCutcheon (kick failed)	17-19
PIT	4	Stallworth 73 pass from Bradshaw (Bahr kick)	24-19
PIT	4	Harris 1 run (Bahr kick)	31-19

TEAM STATISTICS


	Rams	Steelers
First Downs	16 (6-9-1)	19 (8-10-1)
Third Downs	6-16 (38%)	9-14 (64%)
Total Net Yards	301	393
Plays-Avg.	59-5.1	58-6.8
Rushing Yards	107	84
Att.-Avg.	29-3.7	37-2.3
Passing Yards	194	309
Pass.-Att.-Comp.	26-16-1	21-14-3
Punts-Avg.	5-44.0	2-42.5
Fumbles-Lost	0-0	0-0
Penalties-Yds.	2-26	6-65

INDIVIDUAL STATISTICS

RUSHING: L.A. — Tyler 17-60; Bryant 6-30, 1 TD; McCutcheon 5-10; Ferragamo 1-7. **Pit.** — Harris 20-46, 2 TD; Bleier 10-25; Bradshaw 3-9; Thornton 4-4.

PASSING: L.A. — Ferragamo 25-15-1, 212; McCutcheon 1-1-0, 24, 1 TD. **Pit.** — Bradshaw 21-14-3, 309, 2 TD.

RECEIVING: L.A. — Waddy 3-75; Bryant 3-21; Tyler 3-20; Dennard 2-32; Nelson 2-20; Hill 1-28; Smith 1-24, 1 TD; McCutcheon 1-16. **Pit.** — Swann 5-79, 1 TD; Stallworth 3-121, 1 TD; Harris 3-66; Cunningham 2-21; Thornton 1-22.



Steelers' running back Franco Harris ran for two touchdowns, including the game's final score, as Pittsburgh recorded a 31-19 win over the Los Angeles Rams in Super Bowl XIV.

Pittsburgh Steelers Playoff Summaries

Super Bowl XXX

Dallas 27, Pittsburgh 17

January 28, 1996

(76,347)

TEMPE, Ariz. — After producing 10 lopsided outcomes in its last 12 editions, the Super Bowl was due for some drama. Pittsburgh was up to the task and made a game of it, but the game turned on two interceptions by the game's Most Valuable Player, Dallas cornerback Larry Brown as the Steelers fell to the Cowboys, 27-17.

The first of Brown's interceptions came midway through the third quarter. No Steelers receiver was within 10 yards when Brown accepted Neil O'Donnell's misfired pass at the Cowboys' 38 and returned it 44 yards to the Steelers' 18. Troy Aikman's pass to Michael Irvin took Dallas to the one, and Emmitt Smith scored to give the Cowboys a 20-7 lead.

The Steelers made it 20-10 with Norm Johnson's 46-yard field goal, and then recovered an onside kick. They reduced the gap to 20-17 when Bam Morris scored from the one with 6:36 to play. With 4:15 left, Pittsburgh had the ball again at its 32 after forcing Dallas to punt.

Two plays later, Brown intercepted O'Donnell at the Steelers' 39 and returned it to the six. Smith scored from the four two plays later, and the Cowboys had locked up their record-tying fifth Super Bowl. The Steelers never led, and Dallas scored on its first three possessions—a three-yard pass from Aikman to tight end Jay Novacek and two field goals by Chris Boniol—for a 13-0 lead. Shortly before halftime, the Steelers made it 13-7 when O'Donnell threw a six-yard touchdown pass to Yancey Thigpen.

The statistical irony of the day was that O'Donnell entered the game as the NFL's career leader in fewest interceptions per pass attempt. On the game's final play, he was intercepted for the third time.

GAME SUMMARY

Cowboys	10	3	7	7	27
STEELERS	0	7	0	10	17

TEAM	Q	PLAY	DRIVE	SCORE
DAL	1	Boniol 42 FG	7-47, 2:55	0-3
DAL	1	Novacek 3 pass from Aikman (Boniol kick)	8-75, 4:35	0-10
DAL	2	Boniol 35 FG	14-62, 8:44	0-13
PIT	2	Thigpen 6 pass from O'Donnell	13-54, 3:39	7-13
DAL	3	Smith 1 run (Boniol kick)	2-18, 0:36	7-20
PIT	4	Johnson 46 FG	11-52, 4:13	10-20
PIT	4	Morris 1 run (Johnson kick)	9-52, 4:44	17-20
DAL	4	Smith 4 run (Boniol kick)	2-6, 0:18	17-27

TEAM STATISTICS


	Cowboys	Steelers
First Downs	15 (5-10-0)	25 (9-15-1)
Third Downs	2-10 (20%)	9-19 (47%)
Total Net Yards	254	310
Plays-Avg.	50-5.1	84-3.7
Rushing Yards	56	103
Att.-Avg.	25-2.2	31-3.3
Passing Yards	198	207
Pass.-Att.-Comp.	23-15-0	49-28-3
Punts-Avg.	5-38.2	4-44.8
Fumbles-Lost	0-0	2-0
Penalties-Yds.	5-25	2-15

INDIVIDUAL STATISTICS

RUSHING: Dal. — Smith 18-49, 2 TD; Johnston 2-8; Williams 1-2; Aikman 4-(-3). **Pit.** — Morris 19-73, 1 TD; Pegram 6-15; Stewart 4-15; O'Donnell 1-0; Williams 1-0.

PASSING: Dal. — Aikman 23-15-0, 209, 1 TD. **Pit.** — O'Donnell 49-28-3, 239, 1 TD.

RECEIVING: Dal. — Irvin 5-76; Novacek 5-50; Williams 2-29; Sanders 1-47; Johnston 1-4; Smith 1-3. **Pit.** — Hastings 10-98; Mills 8-78; Thigpen 3-19, 1 TD; Morris 3-18; Holliday 2-19; Williams 2-7.



Pittsburgh's defense limited Dallas to just 56 rushing yards in their Super Bowl XXX matchup.

Pittsburgh Steelers Playoff Summaries

Super Bowl XL

Pittsburgh 21, Seattle 10
Feb. 5, 2006
Ford Field (68,206)

DETROIT — Pittsburgh won its fifth Super Bowl title and its first in 26 years as it captured a 21-10 victory over the Seattle Seahawks at Ford Field. The Steelers' fifth title matched the most in NFL history, tying the San Francisco 49ers and Dallas Cowboys.

Backed by predominantly a Pittsburgh crowd, the Steelers were led by Super Bowl MVP Hines Ward, who finished with a game-high 123 receiving yards on five catches (24.6 avg.) with one touchdown.

Pittsburgh struggled offensively in the first quarter as it did not gain a single first down, but found itself down only 3-0 after Seattle's Josh Brown booted a 47-yard field goal with 22 seconds remaining in the opening period.

The Steelers' offense came to life briefly on their first drive of the second quarter, including a 18-yard end-around run by Ward, but it was stalled as QB Ben Roethlisberger was picked off by the Seahawks' S Michael Boulware.

However, Pittsburgh's defense, which gave up just three points in both of its two previous games in the first half, continued to buckle down and halt any Seattle chances of extending its lead.

The Steelers finally got on the board late in the second quarter as Roethlisberger followed a block by RB Jerome Bettis and dove into the end zone for a one-yard touchdown run, giving Pittsburgh a 7-3 halftime lead. It was his second postseason rushing touchdown and the first-ever by a Steelers' quarterback in a Super Bowl.

Pittsburgh came out of halftime and stretched its lead to 14-3 on the second play of the half as RB Willie Parker darted 75 yards for a score, just 22 seconds into the third quarter. The 75-yard run was the longest in Super Bowl history, surpassing L.A. Raider Marcus Allen's 74-yard run against Washington in Super Bowl XVIII.

After a missed field goal by Brown on Seattle's first drive of the second half, the Steelers appeared on the verge of breaking the game open as they drove down to the Seahawks' seven-yard line on the ensuing drive. However, Roethlisberger threw an interception at the four-yard line to Kelly Herndon, which he returned 76 yards to the Pittsburgh 20. Three plays later Seattle scored on a 16-yard pass from QB Matt Hasselbeck to TE Jerramy Stephens to cut the lead to 14-10.

The Seahawks had an opportunity to take the lead early in the fourth quarter before Hasselbeck was picked off by CB Ike Taylor at the Steelers' five-yard line. Taylor finished with a team-best seven tackles.

Pittsburgh all but sealed the game four plays later on a gadget play, which became a part of the Steelers' arsenal throughout the season. WR Antwaan Randle El took a reverse handoff from Parker and threw a 43-yard strike to Ward, pushing the Pittsburgh lead to 21-10 with just under nine minutes remaining in the game. Randle El became the first wide receiver in Super Bowl history to throw for a touchdown.

The Steelers' defense clamped down on the final two Seattle possessions while the offense milked the clock for over four minutes in the final minutes of the game to post the victory.

Roethlisberger became the youngest starting quarterback to win a Super Bowl and finished 9-of-21 for 123 yards. Parker finished with a team-high 93 yards on 10 carries, while Bettis added 43 yards on 14 rushes.

Pittsburgh's defense racked up three sacks, including one each from CB Deshaea Townsend, LB Clark Haggans and NT Casey Hampton.

GAME SUMMARY

Seahawks	3	0	7	0	10
STEELERS	0	7	7	7	21
TEAM Q	TIME	PLAY	DRIVE	SCORE	
SEA 1	0:22	Brown 47 FG	7-22; 3:39	0-3	
PIT 2	1:55	Roethlisberger 1 run (Reed kick)	11-59; 6:20	7-3	
PIT 3	14:38	Parker 75 run (Reed kick)	2-75; 0:22	14-3	
SEA 3	6:45	Stevens 16 pass from Hasselbeck (Brown kick)	3-20; 0:53	14-10	
PIT 4	8:56	Ward 43 pass from Randle El (Reed kick)	4-56; 1:50	21-10	

TEAM STATISTICS


	Seahawks	Steelers
1st Downs	20 (5-15-0)	14 (6-8-0)
3rd Downs	5-17 (29%)	8-15 (53%)
4th Downs	1-2 (50%)	0-0 (0%)
Total Net Yards	396	339
Plays-Avg.	77-5.1	56-6.1
Rushing Yards	137	181
Rush Att.-Avg.	25-5.5	33-5.5
Passing Yards	259	158
Sacks	1-8	3-14
Att.-Comp.-Int.	49-26-1	22-10-2
Punts-Avg.	6-50.2	6-48.7
Penalties	7-70	3-20
Fumbles-Lost	0-0	0-0
Time of Poss.	33:02	26:58

INDIVIDUAL STATISTICS

RUSHING: Sea. — Alexander 20-95; Hasselbeck 3-35; Strong 2-7. Pit. — Parker 10-93, 1 TD; Bettis 14-43; Roethlisberger 7-25, 1 TD; Ward 1-18; Haynes 1-2.

PASSING: Sea. — Hasselbeck 49-26-1, 273, 1 TD. Pit. — Roethlisberger 21-9-2, 123, 0 TDs; Randle El 1-1-0, 43, 1 TD.

RECEIVING: Sea. — Engram 6-70; Jurevicius 5-93; Jackson 5-50; Stevens 3-25, 1 TD; Strong 2-15; Hannam 2-12; Alexander 2-2; Morris 1-6. Pit. — Ward 5-123, 1 TD; Randle El 3-22; Wilson 1-20; Parker 1-1.



Pittsburgh's **Deshaea Townsend** had one of three sacks in the Steelers' 21-10 victory over the Seattle Seahawks in Super Bowl XL.

Pittsburgh Steelers Playoff Summaries

Super Bowl XLIII

Pittsburgh 27, Arizona 23

Feb. 1, 2009

Raymond James Stadium (70,774)

TAMPA — Trailing by three points with only 2:30 left in the fourth quarter, QB Ben Roethlisberger led the Steelers on an eight-play, 78-yard scoring drive, punctuated by a six-yard touchdown pass to WR Santonio Holmes to clinch the Steelers' NFL record sixth Lombardi Trophy with a 27-23 victory over the Arizona Cardinals in Super Bowl XLIII.

Pittsburgh, which led most of the evening, struck first after Arizona deferred the opening kick. Roethlisberger and WR Hines Ward connected for a 38-yard gain on the Steelers' second play from scrimmage, setting up an eventual 18-yard field goal by K Jeff Reed to make it 3-0.

RB Gary Russell increased that lead to double digits, 10-0, when he plunged in from one-yard out early in the second quarter. Arizona quickly answered that score as QB Kurt Warner hit TE Ben Patrick in the back of the end zone on a one-yard scoring strike to cut the Pittsburgh lead to 10-7.

Arizona appeared as though they were going to take their first lead as the first half was set to expire, but LB James Harrison swung momentum back into Pittsburgh's favor by intercepting Warner at the goal-line, racing 100 yards behind several outstanding blocks by his teammates, and diving into the end zone with two Cardinals on his back for the longest play in Super Bowl history, and a 17-7 Steelers advantage at the half.

A 21-yard field goal by Reed capped a 16-play, 79-yard drive which took 8:39 off the third quarter clock, upping the Steelers' lead to 20-7.

Arizona got back onto the scoreboard midway through the fourth quarter as Warner tossed another one-yard score, this time to WR Larry Fitzgerald, cutting the Steelers' lead to 20-14. A costly holding penalty in the end zone against Steelers' C Justin Hartwig gave the Cardinals a safety, further decreasing the Steelers' advantage to 20-16.

On the second play following the ensuing free kick, Warner found Fitzgerald on a 64-yard scoring strike through the middle of the Steelers' defense to give Arizona its first lead of the night, 23-20.

Roethlisberger and the Steelers were down, but not out. Backed up to their own 12-yard line following a holding call, Roethlisberger promptly completed four-of-six passes, three to Holmes, including a 40-yarder that moved the ball to the Arizona six. On second-and-goal, Roethlisberger scrambled to his right and threaded a perfect pass through three defenders, where Holmes kept his toes in bounds for a six-yard touchdown reception and a 27-23 Steelers' lead with 42 seconds remaining.

Arizona had one more chance, but LB LaMarr Woodley sacked Warner, forcing a fumble recovered by DE Brett Keisel, and the Steelers had their second championship in four seasons.

Holmes was named the game's MVP after catching nine passes for 131 yards (14.6 avg.) and the game-winning touchdown reception. He caught four passes for 73 yards on the winning drive. Roethlisberger finished 21-of-30 for 256 yards with one touchdown and one interception for a passer rating of 93.2. TE Heath Miller caught five passes for 57 yards (11.4 avg.).

Defensively, Woodley recorded both Steelers' sacks, giving him two sacks in each of his four postseason games, an NFL record.

GAME SUMMARY

STEELERS		3	14	3	7	27
Cardinals		0	7	0	16	23
TEAM	Q	TIME	PLAY	DRIVE	SCORE	
PIT	1	9:45	Reed 18 FG	9-71; 5:15	3-0	
PIT	2	14:01	Russell 1 run (Reed kick)	11-69; 7:12	10-0	
ARI	2	8:34	Patrick 1 pass from Warner (Rackers kick)	9-83; 5:27	10-7	
PIT	2	0:00	Harrison 100 interception return (Reed kick)	—; —	17-7	
PIT	3	2:11	Reed 21 FG	16-79; 8:39	20-7	
ARI	4	7:33	Fitzgerald 1 pass from Warner (Rackers kick)	8-87; 3:57	20-14	
ARI	4	2:58	Safety (Hartwig Holding in End Zone)	—; —	20-16	
ARI	4	2:37	Fitzgerald 64 pass from Warner (Rackers kick)	2-64; 0:21	20-23	
PIT	4	0:35	Holmes 6 pass from Roethlisberger (Reed kick)	8-78; 2:02	27-23	

TEAM STATISTICS

	Steelers	Cardinals
1st Downs	20 (4-12-4)	23 (2-20-1)
3rd Downs	4-10 (40%)	3-8 (38%)
4th Downs	0-0 (0%)	0-0 (0%)
Total Net Yards	292	407
Plays-Avg.	58-5.0	57-7.1
Rushing Yards	58	33
Rush Att.-Avg.	26-2.2	12-2.8
Passing Yards	234	374
Sacks	2-3	2-22
Att.-Comp.-Int.	30-21-1	43-31-1
Punts-Avg.	3-46.3	5-36.0
Penalties	7-56	11-106
Fumbles-Lost	0-0	2-1
Time of Poss.	33:01	26:59

INDIVIDUAL STATISTICS

RUSHING: Pit. — Parker 19-53; Moore 1-6; Roethlisberger 4-2; Russell 2-(-3), 1 TD. Ari. — James 9-33; Warner 1-0; Hightower 1-0; Arrington 1-0.

PASSING: Pit. — Roethlisberger 30-21-1, 256, 1 TD. Ari. — Warner 43-31-1, 377, 3 TDs.

RECEIVING: Pit. — Holmes 9-131, 1 TD; Miller 5-57; Ward 2-43; Washington 1-11; Davis 1-6; Spaeth 1-6; Moore 1-4; Parker 1-(-2). Ari. — Boldin 8-84; Fitzgerald 7-127, 2 TDs; Breaston 6-71; James 4-28; Arrington 2-35; Hightower 2-13; Urban 1-18; Patrick 1-1, 1 TD.



WR Santonio Holmes catches the game-winning six-yard touchdown pass from **QB Ben Roethlisberger** to seal the Steelers' victory in Super Bowl XLIII.

Pittsburgh Steelers Playoff Summaries

Super Bowl XLV

Green Bay 31, Pittsburgh 25

Feb. 6, 2011

Cowboys Stadium (103,219)

ARLINGTON, Texas — The Steelers could not overcome an early 18-point deficit and fell short in their quest for their seventh Super Bowl victory, losing to the Green Bay Packers 31-25 in Super Bowl XLV.

The Packers struck first when QB Aaron Rodgers found WR Jordy Nelson for a 29-yard touchdown pass late in the first quarter to give Green Bay the 7-0 lead. Only 24 seconds later, Steelers' **QB Ben Roethlisberger** was picked off by S Nick Collins, who returned it 37 yards for a touchdown to give the Packers a 14-0 lead at the end of the first quarter.

The Steelers got on the board early in the second quarter when **K Shaun Suisham** connected from 33 yards to cut the Packers' lead to 14-3. On the Steelers' next possession, Roethlisberger was picked off again. On the Packers' ensuing drive, Rodgers found WR Greg Jennings for a 21-yard touchdown to put Green Bay ahead 21-3.

The Steelers though would cut the lead to 21-10 when **WR Hines Ward** caught an eight-yard touchdown pass from Roethlisberger late in the first half. Ward finished the game with seven catches for 78 yards and one touchdown.

Pittsburgh cut the lead to 21-17 in the third quarter when **RB Rashard Mendenhall** scored from eight yards. Mendenhall finished with a game-high 63 yards rushing and one touchdown.

The Steelers' defense forced the Packers to punt on every third-quarter possession, and the offense looked to take the lead. However, on the first play of the fourth quarter, Mendenhall fumbled, the Packers marched down the field, and Rodgers found Jennings again, this time for an eight-yard score, increasing their lead to 28-17.

The Steelers, however, responded on their ensuing possession as Roethlisberger found **WR Mike Wallace** for a 25-yard touchdown pass, and with a two-point conversion, the Steelers were only down 28-25.

On the Packers' next drive, K Mason Crosby connected from 23 yards out to give Green Bay a six-point lead. The Steelers still had time, taking over with two minutes left in the game, but they failed to convert a fourth-and-five from their own 33-yard line.

GAME SUMMARY

STEELERS		0	10	7	8	25
Packers		14	7	0	10	31
TEAM	Q	TIME	PLAY		DRIVE	SCORE
GB	1	3:44	Nelson 29 pass from Rodgers (Crosby kick)		9-80; 4:33	0-7
GB	1	3:20	Collins 37 interception return (Crosby kick)		—; —	0-14
PIT	2	11:08	Suisham 33 FG		13-49; 7:12	3-14
GB	2	2:24	Jennings 21 pass from Rodgers (Crosby kick)		4-53; 2:04	3-21
PIT	2	0:39	Ward 8 pass from Roethlisberger (Suisham kick)		7-77; 1:45	10-21
PIT	3	10:19	Mendenhall 8 run (Suisham kick)		5-50; 2:20	17-21
GB	4	11:57	Jennings 8 pass from Rodgers (Crosby kick)		8-55; 2:53	17-28
PIT	4	7:34	Wallace 25 pass from Roethlisberger (Suisham kick)		7-66; 4:23	25-28
GB	4	2:07	Crosby 23 FG		10-70; 5:27	25-31

TEAM STATISTICS

	Steelers	Packers
1st Downs	19 (8-11-0)	15 (4-11-0)
3rd Downs	7-13 (54%)	6-13 (46%)
4th Downs	0-1 (0%)	0-0 (0%)
Total Net Yards	387	338
Plays-Avg.	64-6.0	55-6.1
Rushing Yards	126	50
Rush Att.-Avg.	23-5.5	13-3.8
Passing Yards	261	288
Att.-Comp.-Int.	40-25-2	39-24-0
Sacks By	3-16	1-2
Punts-Avg.	3-51.0	6-40.5
Penalties	6-55	7-67
Fumbles-Lost	1-1	1-0
Time of Poss.	33:25	26:35

INDIVIDUAL STATISTICS

RUSHING: Pit. — Mendenhall 14-63, 1 TD; Roethlisberger 4-31; Redman 2-19; Moore 3-13. **G.B.** — Starks 11-52; Rodgers 2-(-1).

PASSING: Pit. — Roethlisberger 40-25-2, 263, 2 TDs. **G.B.** — Rodgers 39-24-0, 304, 3 TDs.

RECEIVING: Pit. — Wallace 9-89, 1 TD; Ward 7-78, 1 TD; Randle El 2-50; Sanders 2-17; Miller 2-12; Spaeth 1-9; Mendenhall 1-7; Brown 1-1. **G.B.** — Nelson 9-140, 1 TD; Jones 5-50; Jennings 4-64, 2 TDs; Driver 2-28; Jackson 1-14; Quarless 1-5; Hall 1-2; Crabtree 101.



WR Mike Wallace finished with nine catches for 89 yards and a touchdown in Super Bowl XLV.