



MIAMI DOLPHINS 2017 SEASON IN REVIEW







## 2017 MIAMI DOLPHINS SCHEDULE

### IMPORTANT DATES

**JANUARY 15, 2018**

Deadline for underclassmen to declare for the NFL draft

**JANUARY 28, 2018**

Pro Bowl  
Orlando, Fla.

**FEBRUARY 4, 2018**

Super Bowl LII  
Minneapolis, Minn.

**MARCH 14, 2018**

2018 League Year Begins

**APRIL 26-28, 2018**

2018 NFL Draft  
Arlington, Texas

### PRESEASON

DATE	OPPONENT	STADIUM	TIME/ RESULT	NETWORK	RADIO	PRESENTING SPONSOR	GIVEAWAY
Thurs., Aug. 10	Atlanta Falcons	Hard Rock Stadium	W, 23-20	WFOR CBS4	560 WQAM KISS 99.9		
Thurs., Aug. 17	Baltimore Ravens	Hard Rock Stadium	L, 7-31	WFOR CBS4	560 WQAM KISS 99.9		
Thurs., Aug. 24	at Philadelphia Eagles	Lincoln Financial Field	L, 31-38	WFOR CBS4	560 WQAM KISS 99.9		
Thurs., Aug. 31	at Minnesota Vikings	U.S. Bank Stadium	W, 30-9	WFOR CBS4	560 WQAM KISS 99.9		

### REGULAR SEASON

DATE	OPPONENT	STADIUM	TIME/ RESULT	NETWORK	RADIO	PRESENTING SPONSOR	GIVEAWAY
BYE WEEK							
Sun., Sept. 17	at Los Angeles Chargers	StubHub Center	W, 19-17	CBS	560 WQAM KISS 99.9		
Sun., Sept. 24	at New York Jets	MetLife Stadium	L, 6-20	CBS	560 WQAM KISS 99.9		
Sun., Oct. 1	New Orleans Saints	Wembley Stadium (London)	L, 0-20	FOX	560 WQAM KISS 99.9		
Sun., Oct. 8	Tennessee Titans	Hard Rock Stadium	W, 16-10	CBS	560 WQAM KISS 99.9		Co-Branded Cancer Awareness Wristbands
Sun., Oct. 15	at Atlanta Falcons	Mercedes-Benz Stadium	W, 20-17	CBS	560 WQAM KISS 99.9		
Sun., Oct. 22	New York Jets	Hard Rock Stadium	W, 31-28	FOX	560 WQAM KISS 99.9		
Thurs., Oct. 26	at Baltimore Ravens	M&T Bank Stadium	L, 0-40	CBS/NFLN/ Amazon	560 WQAM KISS 99.9		
Sun., Nov. 5	Oakland Raiders	Hard Rock Stadium	L, 24-27	NBC	560 WQAM KISS 99.9		
Mon., Nov. 13	at Carolina Panthers	Bank of America Stadium	L, 21-45	ESPN	560 WQAM KISS 99.9		
Sun., Nov. 19	Tampa Bay Buccaneers	Hard Rock Stadium	L, 20-30	FOX	560 WQAM KISS 99.9		Co-Branded Sunglasses & Sunglass Pouch
Sun., Nov. 26	at New England Patriots	Gillette Stadium	L, 17-35	CBS	560 WQAM KISS 99.9		
Sun., Dec. 3	Denver Broncos	Hard Rock Stadium	W, 35-9	FOX	560 WQAM KISS 99.9		Co-Branded "Go Fins" Rollabanna
Mon., Dec. 11	New England Patriots	Hard Rock Stadium	W, 27-20	ESPN	560 WQAM KISS 99.9	Hard Rock Hotel	
Sun., Dec. 17	at Buffalo Bills	New Era Field	L, 16-24	CBS	560 WQAM KISS 99.9		
Sun., Dec. 24	at Kansas City Chiefs	Arrowhead Stadium	L, 13-29	CBS	560 WQAM KISS 99.9		
Sun., Dec. 31	Buffalo Bills	Hard Rock Stadium	L, 16-22	CBS	560 WQAM KISS 99.9		

\* Game subject to flex scheduling  
All times EASTERN



All Dolphins games can be heard on 560 WQAM and Kiss 99.9, the flagship stations of the Miami Dolphins Radio Network. Dolphins.com and throughout South and Central Florida on stations that make up The Miami Dolphins Radio Network. In addition to the game broadcasts, the stations will feature expanded pre-, halftime and postgame shows. Dolphins fans who tune into Miami's Sportsradio 560 WQAM will have the opportunity to listen to live broadcasts of Head Coach Adam Gase's day-after game press conferences and "Dolphins Friday," a day of Dolphins' centric-content on the station featuring interviews with players, coaches, and team executives. Fans can also listen to the Dolphins in Spanish on Univision Deportes Radio WQBA 1140 AM.

### 2017 AFC EAST STANDINGS

TEAM	W	L	PCT	PF	PA
Patriots	13	3	.813	458	296
Bills	9	7	.563	302	359
Dolphins	6	10	.375	281	393
Jets	5	11	.313	298	382



---

## 2017 MIAMI DOLPHINS SEASON IN REVIEW

### TABLE OF CONTENTS

MEDIA INFORMATION	2
DOLPHINS EN ESPAÑOL	3
TEAM NOTES	4
OFFENSE NOTES	5-7
DEFENSE NOTES	8-9
SPECIAL TEAMS NOTES	10
REGULAR SEASON STATS & RANKINGS	11
TEAM AWARD WINNERS	12
PRO BOWL SAFETY RESHAD JONES	13
FREE AGENCY TRACKER	14
2017 ROOKIE CLASS	15
HARD ROCK STADIUM MODERNIZATION	16-19
MIAMI OPEN AT HARD ROCK STADIUM	20
DOLPHINS CANCER CHALLENGE	21
AARP FOUNDATION MILLION MEAL PACK	22
FINS WEEKEND	23
DOLPHINS RADIO	24
HALL OF FAME DE/LB JASON TAYLOR	25
TRANSACTIONS	26-27
NUMERICAL ROSTER	28
ALPHABETICAL ROSTER	29
POSITIONAL ROSTER/PRONUNCIATIONS	30
HOW THEY WERE ACQUIRED	31
2017 GAME RECAPS	32-47
SUPPLEMENTAL STATISTICS	49-63
THE LAST TIME IT HAPPENED	64-69
2017 NFL STANDINGS	70



## MEDIA INFORMATION

### MIAMI DOLPHINS MEDIA WORKROOM ACCESS & PARKING INFORMATION

As a reminder, the workroom for accredited media covering the Miami Dolphins is located behind the Dolphins Pro Shop at the Baptist Health Training Facility at Nova Southeastern University. Access to the media workroom is granted by the Communications Staff to members of the media upon their arrival at training camp.

Parking passes are distributed by the Communications Department. The passes **need to be clearly displayed** to gain entry into the media parking areas. Media parking is available at the Nova Southeastern University Medical School garage (HPD Garage), which is next to the Dolphins Pro Shop, and located near the intersection of University Drive and S.W. 30th Street, between Griffin Road and I-595. Access to this garage is off University Drive and S.W. 30th Street. In the event the HPD Garage is full, the overflow media parking will be in the AUX Parking Lot next to the NOVA Softball fields.

PLEASE NOTE – ALL MEDIA ARE ASKED TO PARK ON THE SECOND FLOOR OF THE HPD GARAGE. PARKING ON THE FIRST FLOOR IS RESERVED FOR NOVA PATIENTS ONLY. THE GARAGE WILL BE MONITORED BY NOVA AND THOSE WHO PARK ON THE FIRST FLOOR WILL BE TICKETED.

**PLEASE PREARRANGE ALL LIVE TRUCK PARKING** through the Miami Dolphins Communications Department.

### DIRECTIONS TO PARKING GARAGE AT NOVA SOUTHEASTERN UNIVERSITY

#### FROM I-95 OR FLORIDA'S TURNPIKE

Exit at I-595; proceed west to University Drive exit  
Turn left (south) onto University Drive  
Proceed to S.W. 30th Street (Abe Fischler Blvd.) turn left (east)  
Proceed past the Miami Dolphins facility to Ray Ferrero Jr. Blvd.  
Turn right and parking garage will be on your right.

#### UNIVERSITY DRIVE

From north of I-595  
Take University Drive south past I-595 to S.W. 30th Street (Abe Fischler Blvd.) turn left (east).  
Proceed past the Miami Dolphins facility to Ray Ferrero Jr. Blvd.  
Turn right and parking garage will be on your right.

#### FROM SOUTH OF GRIFFIN ROAD

Take University Drive north past Griffin Road to S.W. 30th Street (Abe Fischler Blvd.) turn right (east)  
Proceed past the Miami Dolphins facility to Ray Ferrero Jr. Blvd.  
Turn right and parking garage will be on your right.

## MIAMI DOLPHINS MEDIA WEBSITE

[media.miamidolphins.com](http://media.miamidolphins.com)

The Miami Dolphins media website features everything a media member needs to cover the team. Visitors can find transcripts, press releases, weekly releases, credentials, notes, gamebooks, flip cards and an archive of old media guides and gamebooks and more by visiting [media.miamidolphins.com](http://media.miamidolphins.com).

## COMMUNICATIONS DEPARTMENT



**JASON JENKINS**

Sr. Vice President,  
Communications &  
Community Affairs

O: 954-452-7174  
[JJenkins@dolphins.com](mailto:JJenkins@dolphins.com)



**MATT TAYLOR**

Sr. Director of  
Football  
Communications

O: 954-452-7179  
[MattTaylor@dolphins.com](mailto:MattTaylor@dolphins.com)



**THERESA GARNER**

Corporate  
Communications  
Manager

O: 305-943-1451  
[TGarner@dolphins.com](mailto:TGarner@dolphins.com)



**BRETT BRECHEISEN**

Football  
Communications  
Manager

O: 954-452-7190  
[BBrecheisen@dolphins.com](mailto:BBrecheisen@dolphins.com)



**RENZO SHEPPARD**

Football  
Communications  
Manager

O: 954-452-7144  
[RSheppard@dolphins.com](mailto:RSheppard@dolphins.com)



**GAYLE BADEN**

Communications  
Coordinator

O: 954-452-7173  
[GBaden@dolphins.com](mailto:GBaden@dolphins.com)



**SYDNEY WADE**

Communications  
Coordinator

O: 954-452-7198  
[SWade@dolphins.com](mailto:SWade@dolphins.com)



**RYAN MURPHY**

Communications  
Staff Assistant

O: 954-452-7114  
[RMurphy@dolphins.com](mailto:RMurphy@dolphins.com)





## DOLPHINS EN ESPAÑOL

### MARCHANDO EN HARD ROCK STADIUM

Miami no ha gastado tiempo estableciendo una ventaja en casa con las renovaciones importantes y la cubierta añadidos a Hard Rock Stadium.

- En 2016, el primer año con la cubierta, los Dolphins fueron 6-2 en casa, su mejor marca desde 2002.
- Miami tuvo una racha de cinco victorias en casa en el medio de la temporada de 2016, cual fue la racha de victorias en casa más larga desde 2001-02.
- Los Dolphins fueron 4-3 en casa este año, ganándole a Tennessee en Semana 5, los Jets de Nueva York en Semana 7, Denver en Semana 13 y New England en Semana 14.
- La racha de 11 ganadas en los últimos 16 partidos en Hard Rock Stadium es la mejor de 16 partidos en casa desde que fueron 14-4 en 18 partidos entre el 2 de diciembre de 2001 y el 23 de noviembre de 2003.
- Miami ahora ha ganado cuatro partidos, a lo mínimo, en casa en cada año desde 2010, aunque solo jugaron siete juegos en casa en 2015 y de nuevo esta temporada.
- Los Dolphins terminaron con una marca victoriosa en Hard Rock Stadium esta temporada para el segundo año en seguida. La última vez que tuvieron marcas victoriosas consecutivas en casa fue en 2001-02.
- Esta fue la primera temporada desde 2005 en que los Dolphins ganaron sus primeros dos juegos en casa.

### LOS DOLPHINS JUGARON EL CALENDARIO DE JUEGOS TERCER MÁS DIFÍCIL EN EL NFL EN 2017

Los Dolphins llegaron a la parte más difícil de su temporada en diciembre, enfrentando equipos que llegaron a los playoffs en sus últimos cuatro partidos.

El horario de los Dolphins fue el tercer más difícil en el NFL esta temporada. Sus opositores tuvieron un porcentaje de victoria de .543. Miami enfrentó opositores con récords ganadoras en 11 partidos y nueve de sus 16 partidos fueron contra equipos que llegaron a los playoffs.

#### CALENDARIO DE JUEGOS MÁS DIFÍCILES (2017)

RNK	EQUIPO	RÉCORD	% GANADORA DE OPOSITOR
1.	Chicago	5-11	.559
2.	Tampa Bay	5-11	.555
3.	MIAMI	6-10	.543
	Atlanta	10-6	.543
5.	Green Bay	7-9	.539
	Washington	7-9	.539
	Carolina	11-5	.539

### MÁS ATRAPADAS EN LOS PRIMEROS CUATRO AÑOS DE UNA CARRERA

Receptor Jarvis Landry destruyó el récord antiguo para más atrapadas en los primeros cuatro años de una carrera en la NFL. Landry superó Anquan Boldin en Semana 9 y terminó su cuarto temporada con 400 atrapadas en su carrera. Solo necesita 26 atrapadas para superar la marca para más atrapadas en los primeros cinco años de una carrera aunque ni ha comenzado su quinta temporada. Landry también es segundo en atrapadas en los primeros dos años de una carrera (194) y empatado para primero en los primeros tres años de una carrera (288).

#### MÁS ATRAPADAS EN LOS PRIMEROS CUATRO AÑOS EN LA NFL

RNK	JUGADOR	EQUIPO	AÑOS	ATR.
1.	JARVIS LANDRY	MIAMI	2014-17	400
2.	Anquan Boldin	Arizona	2003-06	342
3.	Larry Fitzgerald	Arizona	2004-07	330

### 2017 DE LANDRY SIN PRECEDENTES

Con 112 atrapadas esta temporada, receptor Jarvis Landry superó su propio récord de equipo en términos de atrapadas en una sola temporada. Landry ahora tiene las tres mejores temporadas de atrapadas en la historia del equipo y todos de sus cuatro temporadas se clasifican en las mejores siete en términos de atrapadas.

#### MÁS ATRAPADAS EN UNA TEMPORADA EN LA HISTORIA DE LOS DOLPHINS

RNK	JUGADOR	AÑO	ATR.
1.	JARVIS LANDRY	2017	112
2.	JARVIS LANDRY	2015	110
3.	JARVIS LANDRY	2016	94
4.	O.J. McDuffie	1998	90
5.	Mark Clayton	1988	86
6.	Brandon Marshall	2010	86
7.	JARVIS LANDRY	2014	84

### 'JUICE' LIDERA LA NFL EN ATRAPADAS

Las 112 atrapadas de Jarvis Landry lideraron la NFL esta temporada. Se convirtió en el segundo jugador en la historia de los Dolphins a liderar la liga en la estadística, uniéndose con receptor O.J. McDuffie, quien tuvo 90 atrapadas en 1998.

#### MÁS ATRAPADAS EN LA NFL (2017)

RNK	JUGADOR	EQUIPO	ATR.
1.	JARVIS LANDRY	MIAMI	112
2.	Larry Fitzgerald	Arizona	109
3.	Michael Thomas	New Orleans	104

### DRAKE EL MEJOR CORREDOER EN LOS ÚLTIMOS CINCO JUEGOS

Corredor Kenyan Drake se convirtió en el corredor principal de los Dolphins en Semana 13 después de que Damien Williams sufrió una lesión a su hombro. Desde entonces, Drake lideró la NFL con 444 yardas de carrera en 91 carreras (4.9 prom.). Las 91 carreras de Drake fueron sexto en la liga durante ese lapso. Drake fue empatado para cuarto en la NFL con 108 toques ofensivos y tercero con 594 yardas totales en las últimas cinco semanas.

#### MÁS YARDAS DE CARRERA (SEMANA 13 – SEMANA 17)

RNK	JUGADOR	EQUIPO	CAR	YDS	PROM
1.	KENYAN DRAKE	MIAMI	91	444	4.9
2.	Todd Gurley	L.A. Rams	75	440	5.9
3.	Kareem Hunt	Kansas City	88	437	5.0
4.	Marshawn Lynch	Oakland	84	434	5.2

### LA OFENSA DE LOS DOLPHINS EN LAS ÚLTIMAS SEIS SEMANAS

Los Dolphins enfrentaron cuatro de las mejores 10 defensas en la NFL en las últimas ocho semanas y sin embargo mejoraron su producción ofensiva. Desde Semana 10, Miami ha enfrentado Carolina (No. 7 en defensa total), New England dos veces (No. 5 en defensa de anotación) y Denver (No. 3 en defensa total), pero su producción ofensiva incrementó comparado a la primera mitad de la temporada, aunque usaron dos diferentes quarterbacks titulares:

#### SEMANAS 1-9

STAT	RNK	CATEGORY	RNK	STAT
270.3	31	Total Offense	12	345.1
192.6	29	Passing Offense	9	249.3
77.6	30	Rushing Offense	29	95.9
14.5	32	Scoring Offense	17t	20.6

#### SEMANAS 10-17



## TEAM NOTES

### ROCKING AT HARD ROCK STADIUM

Miami wasted no time establishing a home-field advantage with the major renovation and canopy added to Hard Rock Stadium.

- In 2016, the first year with the canopy, **the Dolphins went 6-2 at home, their best home record since 2002.**
- Miami had a stretch of **five straight home victories** in the middle of the 2016 season, which was **the team's longest home winning streak since 2001-02.**
- The Dolphins were 4-3 at their home venue this season, defeating Tennessee in Week 5, the N.Y. Jets in Week 7, Denver in Week 13 and New England in Week 14.
- **Miami's 11 wins in their past 16 games at Hard Rock Stadium is the team's best 16-game home stretch since they went 14-4 in an 18-game stretch from Dec. 2, 2001 to Nov. 23, 2003.**
- Miami has now **won at least four home games in the stadium in every season since 2010**, despite playing just seven games at the venue in 2015 (and again this season).
- **The Dolphins finished with a winning record at Hard Rock Stadium this season for the second consecutive year.** The last time Miami had back-to-back winning seasons at home was 2001-02.
- This was the first season since 2005 the Dolphins won their first two home games played at Hard Rock Stadium.

### SIXTEEN STRAIGHT

With the Dolphins' Week 1 game against Tampa Bay being moved to Week 11 due to Hurricane Irma, **Miami played 16 straight weeks for the first time since 1992**, when a similar situation occurred. Hurricane Andrew forced the Dolphins to move their season opener vs. New England to the bye week. Miami beat the Patriots on Oct. 18, 1992 and **went on to win 11 games, the AFC East title and reach the AFC Championship game that season.**

### THE DOLPHINS IN ONE-SCORE GAMES

Miami lost two one score games in its final three contests – both against Buffalo – for just the second and third times in their past 16 one-score contests. **The Dolphins were 6-3 in such games (decided by 8 points or less) this season and are 13-3 in their past 16 one-score contests**, dating back to their overtime win over Cleveland on Sept. 25, 2016. The Dolphins' last win in a one-score game was in Week 14 when they defeated New England, 27-20.

### DOLPHINS PLAYED THE THIRD-TOUGHEST SCHEDULE IN THE NFL IN 2017

The Dolphins hit the toughest part of their schedule in December as their **final four games of the 2017 season were all against playoff teams.**

The Dolphins tied for the third-most difficult schedule in the NFL this season as their opponents' win percentage was .543. **Miami tied the NFL lead with 11 games against opponents that finished with winning records** and nine of their 16 games against playoff teams.

#### MOST DIFFICULT STRENGTH OF SCHEDULE (2017)

RNK	TEAM	RECORD	OPP. WIN %
1.	Chicago	5-11	.559
2.	Tampa Bay	5-11	.555
3.	<b>MIAMI</b>	<b>6-10</b>	<b>.543</b>
	Atlanta	10-6	.543
5.	Green Bay	7-9	.539
	Washington	7-9	.539
	Carolina	11-5	.539

### 2018 MIAMI DOLPHINS OPPONENTS

The Miami Dolphins have their **opponents set for all 16 of their regular season games in the 2018 season.**

#### HOME OPPONENTS

DIVISION	TEAM	2017 RECORD	2017 ROAD RECORD
NFC North	Chicago Bears	5-11	2-6
	Detroit Lions	9-7	5-3
AFC West	Oakland Raiders	6-10	2-6
AFC South	Jacksonville Jaguars*	10-6	4-4
	Tennessee Titans	9-7	3-5
AFC East	Buffalo Bills*	9-7	3-5
	New England Patriots*	13-3	7-1
	New York Jets	5-11	1-7

\* 2017 playoff team

#### ROAD OPPONENTS

DIVISION	TEAM	2017 RECORD	2017 HOME RECORD
NFC North	Green Bay Packers	7-9	4-4
	Minnesota Vikings*	13-3	7-1
AFC North	Cincinnati Bengals	7-9	4-4
AFC South	Houston Texans	4-12	3-5
	Indianapolis Colts	4-12	3-5
AFC East	Buffalo Bills*	9-7	6-2
	New England Patriots*	13-3	6-2
	New York Jets	5-11	4-4

\* 2017 playoff team

### TENTATIVE 2018 NFL DRAFT ORDER

The NFL has announced a tentative draft order for the **2018 NFL draft**, which will be held in **Arlington, Texas from April 26-28, 2018.** The Dolphins are scheduled to pick No. 11.

#### 2017 TENTATIVE NFL DRAFT ORDER\*

NO	TEAM	WIN				OPPONENT			
		W	L	T	PCT	W	L	T	SOS
1.	Cleveland Browns	0	16	0	.000	133	123	0	.520
2.	New York Giants	3	13	0	.188	136	120	0	.531
3.	Indianapolis Colts	4	12	0	.250	123	133	0	.480
4.	Cleveland Browns***	4	12	0	.250	132	124	0	.516
5.	Denver Broncos	5	11	0	.313	126	130	0	.492
6.	New York Jets	5	11	0	.313	133	123	0	.520
7.	Tampa Bay Buccaneers	5	11	0	.313	142	114	0	.555
8.	Chicago Bears	5	11	0	.313	143	113	0	.559
9.	Oakland Raiders**	6	10	0	.375	131	125	0	.512
	San Francisco 49ers**	6	10	0	.375	131	125	0	.512
11.	MIAMI DOLPHINS	6	10	0	.375	139	117	0	.543
12.	Cincinnati Bengals	7	9	0	.438	119	137	0	.465
13.	Washington Redskins	7	9	0	.438	138	118	0	.539
14.	Green Bay Packers	7	9	0	.438	138	118	0	.539
15.	Arizona Cardinals	8	8	0	.500	125	131	0	.488
16.	Baltimore Ravens	9	7	0	.563	113	143	0	.441
17.	Los Angeles Chargers	9	7	0	.563	117	139	0	.457
18.	Seattle Seahawks	9	7	0	.563	126	130	0	.492
19.	Dallas Cowboys	9	7	0	.563	127	129	0	.496
20.	Detroit Lions	9	7	0	.563	127	129	0	.496

\* Draft positions 21 through 32 will be determined by playoff results

\*\* Tie will be broken with a coin flip.

\*\*\* Originally Houston's pick traded to Cleveland





## OFFENSE NOTES

### LANDRY'S RECORD-BREAKING 2017

With 112 receptions this season, **WR Jarvis Landry** broke his own team single-season receptions record. He now holds the top three single-season reception marks in team history and **all four of Landry's NFL seasons have ranked in the team's top seven for most receptions in a season.**

#### MOST RECEPTIONS IN A SINGLE SEASON IN DOLPHINS HISTORY

RNK	PLAYER	YEAR	REC.
1.	JARVIS LANDRY	2017	112
2.	JARVIS LANDRY	2015	110
3.	JARVIS LANDRY	2016	94
4.	O.J. McDuffie	1998	90
5.	Mark Clayton	1988	86
6.	Brandon Marshall	2010	86
7.	JARVIS LANDRY	2014	84
8.	Chris Chambers	2005	82



Landry blew by the NFL record for most receptions in the first four years of an NFL career. Landry surpassed **WR Anquan Boldin** in Week 9 and finished his fourth NFL season with 400 career receptions. **He's only 26 receptions away from the NFL record for most catches in the first five years of a career despite finishing just his fourth NFL season.** Landry is also second for most receptions in the first two years of a career (194) and is tied for the most in the first three years of a career (288).

#### MOST RECEPTIONS IN FIRST FOUR YEARS OF NFL CAREER

RNK	PLAYER	TEAM	YEARS	REC.
1.	JARVIS LANDRY	MIAMI	2014-17	400
2.	Anquan Boldin	Arizona	2003-06	342
3.	Larry Fitzgerald	Arizona	2004-07	330

### 'JUICE' LEADS THE NFL IN RECEPTIONS

Landry's 112 receptions were the most in the NFL in 2017. **He became the second player in Dolphins history to lead the league in the statistic, joining WR O.J. McDuffie, who caught 90 passes in 1998.**

#### MOST RECEPTIONS IN THE NFL (2017)

RNK	PLAYER	TEAM	REC.
1.	JARVIS LANDRY	MIAMI	112
2.	Larry Fitzgerald	Arizona	109
3.	Michael Thomas	New Orleans	104
4.	Keenan Allen	L.A. Chargers	102
5.	Antonio Brown	Pittsburgh	101

### NOTING LANDRY'S RECEPTIONS

- **WR Jarvis Landry** caught five or more passes in all 16 games this season and is just the fourth player (fifth time overall) in NFL history to do so, joining **Jimmy Smith** (2001), **Pierre Garcon** (2013) and **Antonio Brown** (2013 and 2014).
- **He has caught at least two passes in 63 consecutive games.**
- Landry and Brown are **the only players in the NFL** who have recorded all of the following receiving milestones over the past four seasons: 100 receptions in 2017 (Landry 112, Brown 101), 200 total receptions from 2016-17 (Brown 207, Landry 206), 300 total receptions from 2015-17 (Brown 343, Landry 316) and 400 total receptions from 2014-17 (Brown 472, Landry 400).

### 'JUICE' BECOMES SIXTH PLAYER IN DOLPHINS HISTORY TO CATCH 400 PASSES

Landry finished the 2017 season with 400 career receptions on the nose, **making him the sixth player in team history to reach that milestone.** He's just five receptions away from **WR Chris Chambers** in fifth place, and 15 receptions away from **WR O.J. McDuffie** in fourth place:

#### 400+ RECEPTIONS IN DOLPHINS HISTORY

RNK	PLAYER	YEARS	REC.
1.	Mark Clayton	1983-92	550
2.	Mark Duper	1982-92	511
3.	Nat Moore	1974-86	510
4.	O.J. McDuffie	1993-2000	415
5.	Chris Chambers	2001-07	405
6.	JARVIS LANDRY	2014-17	400





## OFFENSE NOTES

### DRAKE IS NFL'S BEST BACK IN FINAL FIVE GAMES

RB **Kenyan Drake** became the Dolphins' featured back in Week 13 vs. Denver after RB **Damien Williams** suffered a shoulder injury. Since then, Drake led the NFL in rushing with 444 yards on 91 carries (4.9 avg.). Drake's 91 carries were sixth in the league in that span. **Drake was tied for fourth in the NFL with 108 offensive touches and third with 594 scrimmage yards in that span.**

#### MOST RUSHING YARDS (WEEK 13 – WEEK 17)

RNK	PLAYER	TEAM	ATT	YDS	AVG
1.	<b>KENYAN DRAKE</b>	<b>MIAMI</b>	<b>91</b>	<b>444</b>	<b>4.9</b>
2.	Todd Gurley	L.A. Rams	75	440	5.9
3.	Kareem Hunt	Kansas City	88	437	5.0
4.	Marshawn Lynch	Oakland	84	434	5.2
5.	C.J. Anderson	Denver	101	422	4.2

### KENYAN DRAKE HITS THE HOME RUN

The Dolphins offense hit many big plays in the final weeks of the season, most notably in the running game. In Week 13 vs. Denver, his first game as Miami's featured back, **Drake** took a carry 42 yards for a touchdown in the third quarter. **Drake had three rushing plays for 40-plus yards, which tied for the second-most in the NFL**, despite starting just five games.

#### MOST 40+ YARD RUNS THIS SEASON

RNK	PLAYER	TEAM	ATT	YDS	40+ RUNS
1.	Bilal Powell	N.Y. Jets	165	726	4
2.	<b>KENYAN DRAKE</b>	<b>MIAMI</b>	<b>152</b>	<b>748</b>	<b>3</b>
	Jordan Howard	Chicago	267	1,113	3
	Kareem Hunt	Kansas City	271	1,292	3
	Mark Ingram	NO	217	1,089	3

### DRAKE'S PERFORMANCE VS. NEW ENGLAND

**Drake** had his second consecutive 100-yard performance in Week 14 when he totaled 25 carries for 114 yards (4.6 avg.) against New England. He added five receptions for 79 yards (15.8 avg.).

- Drake became **the first Dolphins player to lead the team in both rushing and receiving in a game since Arian Foster** did so on Sept. 11, 2016 at Seattle.
- Drake's 79 receiving yards were **the most by a Dolphins running back since Lamar Miller** had 97 at Buffalo on Nov. 8, 2015.
- Drake became **just the third Dolphins player to record 100-plus rushing yards and 75-plus receiving yards in a game**, joining Troy Stradford (169 rushing, 83 receiving) at Dallas on Nov. 27, 1987 and Ronnie Brown (112 rushing, 99 receiving) vs. the N.Y. Jets on Sept. 23, 2007.



### MIAMI'S LONG RUNS

The Dolphins had four rushing plays of 40-plus-yards in their final nine games, including a three-game streak with a 40-plus-yard rushing play. In Week 11 vs. Tampa Bay, RB **Damien Williams** had a 69-yard rush and RB **Kenyan Drake** had a 66-yard run in Week 10 at Carolina and a 42-yard run in Week 9 vs. Oakland. **It was the first time since at least 1994 the Dolphins have had three straight games with a 40-yard rush.**

Williams' 69-yard carry in Week 11 was **the ninth-longest rush in team history**. It's just the second time in the team's 52-year history they've had 60-yard carries in back-to-back games (RB **Gary Davis** and RB **Norm Bulaich** in 1978).

### THE DOLPHINS OFFENSE IN THE SECOND HALF OF THE SEASON

The Dolphins played three games against the NFL's top 10 defenses in the final eight weeks of the season and managed to drastically improve their offensive production. Since Week 10, Miami has faced Carolina (No. 7 in total defense), New England twice (No. 5 in scoring defense) and Denver (No. 3 in total defense) but saw their offensive production increase from the first half of the season, despite using three different quarterbacks:

WEEKS 1-9			WEEKS 10-17	
STAT	RNK	CATEGORY	RNK	STAT
270.3	31	Total Offense	12	345.1
192.6	29	Passing Offense	9	249.3
77.6	30	Rushing Offense	29	95.9
14.5	32	Scoring Offense	17t	20.6

### CUTLER AMONG THE NFL'S TOP 50 ALL-TIME PASSING LEADERS

QB **Jay Cutler** finished the 2017 season ranked among the NFL's top 50 in many all-time passing categories. He is also among the NFL's top 20 active players in many passing statistics.

#### WHERE CUTLER RANKS AMONG NFL QUARTERBACKS

CATEGORY	STAT	ALL-TIME	ACTIVE
Attempts	4,920	28	9
Completions	3,048	24	10
Passing Touchdowns	227	30	9
Completion Pct.	62.0	26	16
Passing Yards	35,133	27	10
Passer Rating*	85.3	33	19

\* minimum 1,500 attempts





## OFFENSE NOTES

### A CAREER OF BIG PLAYS

**WR Kenny Stills** has made a living making the big play. In his five-year NFL career, Stills has hauled in 222 passes for 3,585 yards (16.1 avg.). **His 16.1 yards per reception average is second-best in the NFL in that span** (min. 150 receptions):

#### HIGHEST AVERAGE PER RECEPTION IN THE NFL (2013-PRESENT)

RNK	PLAYER	TEAMS	REC	YDS	AVG
1.	DeSean Jackson	Phi./Was./TB	274	4,702	17.2
2.	<b>KENNY STILLS</b>	<b>NO/MIA.</b>	<b>222</b>	<b>3,585</b>	<b>16.1</b>
3.	Torrey Smith	Bal./SF/Phi.	203	3,255	16.0
4.	Sammy Watkins	Buf./LAR	192	3,052	15.9
5.	Rob Gronkowski	New England	287	4,516	15.7

### 'MIGHTY MOUSE' MAKING PLAYS

**WR Jakeem Grant** was primarily a return specialist as a rookie in 2016 but became a force to be reckoned with on offense towards the end of the 2017 season. Grant had 13 receptions for 203 yards (15.6 avg.) this season – the first 13 catches of his career. He started becoming more involved with the offense in the Week 14 win vs. New England and **in the final four games, Grant totaled 10 receptions for 188 yards (18.8 avg.) and two touchdowns**, including a career-long 65-yard score in Week 16 at Kansas City.

Grant's 18.8 yards per catch average was fourth in the NFL during the final four weeks of the season among players with at least 10 receptions:

#### HIGHEST AVERAGE PER RECEPTION IN THE NFL (WEEKS 14-17) (minimum 10 receptions)

RNK	PLAYER	TEAMS	REC	YDS	AVG
1.	Marvin Jones	Detroit	13	280	21.5
2.	Keelan Cole	Jacksonville	20	426	21.3
3.	Julio Jones	Atlanta	20	381	19.1
4.	<b>JAKEEM GRANT</b>	<b>MIAMI</b>	<b>10</b>	<b>188</b>	<b>18.8</b>
5.	Tyrell Williams	L.A. Chargers	15	280	18.7



### DeVANTE DOWN THE FIELD

**WR DeVante Parker** has made several highlight-reel catches over his three-year NFL career. **He is sixth in the NFL in career receiving yards among players who entered the league in 2015 or later:**

#### RECEIVING LEADERS (Players who entered the NFL in 2015 or later)

RNK	PLAYER	TEAM	REC	YDS	AVG	TD
1.	Amari Cooper	Oak.	203	2,903	14.3	18
2.	Stefon Diggs	Min.	200	2,472	12.4	15
3.	Michael Thomas	NO	196	2,382	12.2	14
4.	Jamison Crowder	Was.	192	2,240	11.7	12
5.	Willie Snead	NO	149	1,971	13.2	7
6.	<b>DeVANTE PARKER</b>	<b>MIA.</b>	<b>139</b>	<b>1,908</b>	<b>13.7</b>	<b>8</b>
7.	Tyrell Williams	LAC	114	1,877	16.5	12



### FASANO'S SECOND STINT WITH THE DOLPHINS

**TE Anthony Fasano** returned to Miami this season after **he played five seasons (2008-12) with the Dolphins earlier in his career**. He is among the team's all-time tight end leaders in several key receiving categories, including receptions, receiving yards and receiving touchdowns:

#### DOLPHINS ALL-TIME CAREER RECEPTIONS LEADERS (TIGHT ENDS)

RNK	PLAYER	YEARS	REC.
1.	Randy McMichael	2002-06	283
2.	Bruce Hardy	1978-89	256
3.	<b>ANTHONY FASANO</b>	<b>2008-12, 2017</b>	<b>189</b>

#### DOLPHINS ALL-TIME CAREER RECEIVING YARDS LEADERS (TIGHT ENDS)

RNK	PLAYER	YEARS	YDS.
1.	Randy McMichael	2002-06	3,096
2.	Bruce Hardy	1978-89	2,455
3.	<b>ANTHONY FASANO</b>	<b>2008-12, 2017</b>	<b>2,211</b>

#### DOLPHINS ALL-TIME CAREER RECEIVING TOUCHDOWN LEADERS (TIGHT ENDS)

RNK	PLAYER	YEARS	TDS
1.	Bruce Hardy	1978-89	25
2.	<b>ANTHONY FASANO</b>	<b>2008-12, 2017</b>	<b>24</b>
3.	Jim Mandich	1970-77	23



## DEFENSE NOTES

### CAM WAKE STILL SACKING QBs AT 35 YEARS OLD

DE Cameron Wake suffered a season-ending Achilles injury in his eighth game of the 2015 season at age 33. **Despite a lengthy recovery and his age, Wake bounced back to have consecutive double-digit sack seasons in 2016 and 2017 for the first time in his career.**

The Dolphins slowly brought Wake back in 2016 and re-inserted him as a starter in Week 6 of that season. Since then, **he is tied for third in the NFL with 21.0 sacks** and has helped Miami go 15-12 in its last 27 regular season games.



Wake played the 2017 season at 35 years old and totaled 10.5 sacks. **He became the 12th player in NFL history (since 1982) and just the fourth in the past 15 years (John Abraham, Julius Peppers and Terrell Suggs) to record a double-digit sack season at the age of 35 or older.**

**This year marked the fifth time in Wake's career that he recorded 10-plus sacks** and the first time he did so in back-to-back seasons. It's also the first time he's had double-digit sacks in an odd numbered year.

### ONE OF THE BEST UNDRAFTED PASS RUSHERS EVER

**Wake** is also one of the best undrafted pass rushers in NFL history. With 92.0 career sacks, he is **second in NFL history** (since sacks were recognized as an official statistic in 1982) **for most career sacks by a player who was undrafted:**

#### NFL ALL-TIME CAREER SACK LEADERS (UNDRAFTED PLAYERS)

RNK	PLAYER	YEARS	SACKS
1.	John Randle	1990-2003	137.5
2.	<b>CAMERON WAKE</b>	<b>2009-17</b>	<b>92.0</b>
3.	James Harrison	2004-17	84.5

*\* Players chosen in the Supplemental Draft are not included on this list of undrafted players*

### THE NFL'S BEST SACK ARTIST SINCE HE ENTERED THE LEAGUE

**Wake's** consistency has placed him among the NFL's elite pass rushers. Since he entered the league in 2009, **he leads the NFL in sacks:**

#### NFL SACK LEADERS (2009-PRESENT)

RNK	PLAYER	TEAMS	SACKS
1.	<b>CAMERON WAKE</b>	<b>MIAMI</b>	<b>92.0</b>
2.	DeMarcus Ware	Dal./Den.	85.0
3.	Julius Peppers	Chi./GB/Car.	84.0
4.	Von Miller	Denver	83.5

### SECOND TO ONLY JASON TAYLOR IN TEAM HISTORY

Since joining the Dolphins in 2009, Wake has compiled five double-digit sack campaigns, eight straight seasons of seven-plus sacks and is **second in team history in all-time career sacks**, behind Hall of Famer Jason Taylor.

#### DOLPHINS ALL-TIME CAREER SACK LEADERS

RNK	PLAYER	YEARS	SACKS
1.	Jason Taylor	1997-07, 09, 11	131.0
2.	<b>CAMERON WAKE</b>	<b>2009-17</b>	<b>92.0</b>
3.	Bill Stanfill	1969-76	69.5

### SUH SACKS

**DT Ndamukong Suh** has been one of the most disruptive interior defensive linemen in the NFL since he entered the league in 2010.

Since entering the NFL in 2010, Suh is second among all defensive tackles in sacks. **This season, Suh tied for 12th among defensive tackles with 4.5 sacks.**

Here is a look at how Suh's sacks stack up since he entered the league in 2010:

#### MOST SACKS BY NFL DEFENSIVE TACKLES (2010-PRESENT)

RNK	PLAYER	TEAMS	SACKS
1.	Geno Atkins	Cin.	61.0
2.	<b>NDAMUKONG SUH</b>	<b>DET./MIA.</b>	<b>51.5</b>
3.	Gerald McCoy	TB	48.5
4.	Aaron Donald	LAR	39.0
	Jurrell Casey	Ten.	39.0

### STUFFS BY SUH

Not only is **Suh** a great interior pass rusher, but the Nebraska product also disrupts rushing plays behind the line of scrimmage. Since he entered the NFL as a first-round pick in 2010, **Suh leads all interior defensive linemen with 55.0 stuffs. His 6.5 stuffs in 2017 were tied for fourth in the NFL among defensive tackles.** A stuff is defined as any tackle of a ball carrier behind the line of scrimmage during a rushing attempt.

#### MOST STUFFS BY INTERIOR DEFENSIVE LINEMEN (2010-PRESENT)

RNK	PLAYER	TEAMS	STUFFS
1.	<b>NDAMUKONG SUH</b>	<b>DET./MIA.</b>	<b>55.0</b>
2.	Aaron Donald	STL/LAR	40.5
3.	Kyle Williams	Buffalo	36.5
4.	Geno Atkins	Cincinnati	34.5
	Brandon Mebane	Sea./SD/LAC	34.5

### SUH CONSISTENTLY MAKES STOPS

**Suh** topped 400 career tackles earlier this season. Since he entered the NFL in 2010, **Suh is second among all defensive tackles with 418 total tackles** and his total is fourth among all defensive linemen.

**Suh** was tied for 15th among all interior defensive linemen in total tackles in 2017 with 47 (29 solo). He **finished among the top five** in total tackles by an NFL interior defensive linemen for **three straight seasons from 2014-16.**



**"** The guy is amazing. **He teaches me a lot.** When he talks to (Defensive Line) Coach Terrell Williams, they talk about things that I'm just sitting over there (picking their brains) and learning each and every day. I try to get in their business, get in their conversations, see what new techniques they're learning, and things like that. **"**  
- DT Davon Godchaux on DT Ndamukong Suh





## DEFENSE NOTES

### DOLPHINS DEFENSE ON THIRD DOWN

The Dolphins defense finished 11th in the NFL allowing just 36.9 percent of third downs to be converted this season. In Week 14 vs. New England, **the Dolphins did something no team had been able to do to the Patriots in the Bill Belichick and Tom Brady era, and that was to hold them without a third-down conversion. The last time New England didn't have a third-down conversion was on Sept. 29, 1991 at the Cardinals, when the Patriots were 0-for-6 (0.0 pct.).**

- It was just the fourth time since 1991 the Dolphins have not given up a third-down conversion in a game. The other three occurrences were Oct. 30, 2005 at New Orleans, Nov. 20, 2011 vs. Buffalo and Dec. 18, 2011 at Buffalo.
- The 4.2 percent conversion rate (1-for-24) allowed by the Dolphins in their Week 13 and 14 games **represents the second-lowest by an NFL team over a two-game span in any of the last 40 seasons.** Jets' opponents were 1-for-25 (4.0%) from Dec. 3-13, 2009.

### MIAMI DEFENSE SHUT DOWN BRADY AND CO. IN WEEK 14

The Dolphins defense held New England to just 20 points and 248 total yards in Week 14. **It was one of just two times in 2017 the Patriots were held to less than 21 points** (19 at Tampa Bay on Oct. 5, 2017).

- New England's 248 total yards were their lowest output since Jan. 3, 2016**, also in Miami, when they gained 196 yards. Including playoff contests, that is a span of 34 games.
- The Dolphins held New England to 0 points and just 2 total yards in the first quarter. **It's the fourth-fewest yards gained by New England in the first quarter of a game in their franchise's history and fewest since Nov. 10, 1996 at N.Y. Jets.** It's the fewest first-quarter yards allowed by the Dolphins since they limited Houston to 0 in the first quarter on Oct. 25, 2015.

### XAVIEN HOWARD'S TWO-GAME STRETCH

CB **Xavien Howard** put together the two best games of his young career in consecutive weeks during Miami's two-game home stretch late in the year. In Week 13 vs. Denver, he intercepted two passes and returned one for a touchdown. In Week 14 vs. New England, despite battling the flu on game day, Howard intercepted two more passes, **giving QB Tom Brady his first multi-interception game since Dec. 6, 2015 vs. Philadelphia.**

- Howard's pick-six vs. Denver was Miami's first interception return for a touchdown since **LB Kiko Alonso** won the San Diego game with a 60-yard interception return for a touchdown on Nov. 13, 2016.
- Howard is **the first cornerback in Dolphins history to have multiple interceptions in consecutive games.**
- He became the first player to intercept Patriots QB Tom Brady twice in the same game since Indianapolis' Mike Adams had two interceptions against him on Nov. 16, 2014.
- The interceptions were Howard's third and fourth in his past two games after he did not have an interception in the first 18 regular season games of his career.
- Howard's five passes defended in Week 13 were tied for the second-most in an NFL game this season.**
  - Chicago's **Kyle Fuller** had six passes defended on Dec. 24, 2017.



### 12 PASSES DEFENSED IN WIN OVER DENVER

Miami's defensive backs were all over Denver's receivers in Week 13, tallying 12 passes defended. **The total was tied for the fourth-most in a game in team history and the team's most since they recorded 12 on Oct. 31, 2010.** The team was led by career highs in passes defended by **CB Xavien Howard (5)** and **CB Bobby McCain (3).** **It was tied for the second-most passes defended by a team in the NFL this season.**

### RESHAD LED NFL SAFETIES IN TACKLES

**S Reshad Jones** earned the second Pro Bowl selection of his career this year and set a career high with 15 tackles (12 solo) at Kansas City in Week 16. **Jones finished the seasons with 122 tackles (94 solo), which led all NFL safeties and ranked No. 12 in the league, regardless of position.** His 122 stops also lead the team. Here is a look at the NFL leaders in tackles at the safety position:

NFL'S LEADING TACKLERS IN 2017 (SAFETIES)

RNK	PLAYER	TEAM	TACKLES
1.	RESHAD JONES	MIAMI	122
2.	Keanu Neal	Atlanta	113
3.	Landon Collins	N.Y. Giants	99
4.	Jahleel Addae	L.A. Chargers	96

### RESHAD GETS INTO THE END ZONE

**S Reshad Jones** returned a fumble 14 yards for a touchdown in Week 12 at New England. It was the second fumble return for a touchdown of the season for Jones. He also had a 38-yard fumble return for a touchdown in Miami's Week 5 win vs. Tennessee. **Jones was the only NFL player to have two fumble returns for touchdowns this season.**

With the touchdown, **Jones moved into sole possession of second place on the Dolphins' all-time defensive touchdown chart.** It was the fifth defensive score of Jones' career.

MOST DEFENSIVE TOUCHDOWNS IN DOLPHINS HISTORY

RNK	PLAYER	YEARS	DEF. TDs
1.	Jason Taylor	1997-07, 09, 11	9
2.	RESHAD JONES	2010-17	5
3.	Dick Anderson	1968-77	4
	Terrell Buckley	1995-99, 2003	4
	Zach Thomas	1996-2007	4



### ROOKIES PLAYED A BIG ROLE ON DEFENSE

The Dolphins relied heavily on rookies to improve their defense in 2017. **Miami was one of just three teams to play eight rookies on defense** (Oakland and San Francisco) and **one of just six to have at least four rookies start games on defense** (Cincinnati, Cleveland, Indianapolis, Oakland and San Francisco).

The starters were **CB Cordrea Tankersley** (11 starts), **DT Davon Godchaux** (five), **LB Chase Allen** (four) and **DE Charles Harris** (two). **DT Vincent Taylor, S Maurice Smith, CB Torrey McTyer** and **DE Cameron Malveaux** also played snaps with the defense at critical points of various games. Allen, Malveaux, McTyer and Smith were all undrafted college free agents while the other four were selected by Miami in the 2017 NFL draft.



## SPECIAL TEAMS NOTES

### RIZZI'S UNITS ARE SECOND IN THE NFL IN BLOCKED KICKS SINCE 2011

Associate Head Coach/Special Teams Coordinator **Darren Rizzi** was promoted to the special teams coordinator role in 2011 and since then, **the Dolphins are second in the league with 22 total blocked kicks and lead the NFL with 10 blocked punts.** Here is how the Dolphins stack up in both categories:

#### MOST BLOCKED KICKS IN THE NFL (2011-PRESENT)

RNK	TEAM	PUNT BLK	FG BLK	XP BLK	BLK KICKS
1.	Oakland Raiders	5	10	7	22
2.	<b>MIAMI DOLPHINS</b>	<b>10</b>	<b>7</b>	<b>3</b>	<b>20</b>
3.	Philadelphia Eagles	8	7	4	19
4.	Arizona Cardinals	1	13	1	15
	Seattle Seahawks	7	6	2	15

#### MOST BLOCKED PUNTS IN THE NFL (2011-PRESENT)

RNK	TEAM	PUNT BLK
1.	<b>MIAMI DOLPHINS</b>	<b>10</b>
2.	Philadelphia Eagles	8
3.	Seattle Seahawks	7
	Los Angeles Rams	7
5.	Tampa Bay Buccaneers	6

### DOLPHINS TIED FOR THIRD IN THE NFL WITH THREE BLOCKED KICKS IN 2017

The Dolphins punt and kick block units performed well in 2017 as the team totaled three blocked kicks. **DT Vincent Taylor** blocked field goals against the N.Y. Jets in Week 3 and the Baltimore Ravens in Week 8, and **DE Terrence Fede** blocked a punt in Week 13 against Denver.

**Miami's three blocked kicks were tied for the third-most in the NFL in 2017.** The L.A. Rams and Philadelphia Eagles blocked five kicks while Denver, Detroit, Tampa Bay, Indianapolis and New England blocked three kicks.

### THE DENNEY STREAK

**LS John Denney** turned **39 years old in December** and just finished his 13th NFL season. Denney has been Miami's long snapper for every game dating back to 2005 - **a consecutive games streak that spans 208 regular season contests.** That streak is the **longest in Dolphins history** and is tied for third-longest among all active NFL players.

#### MOST CONSECUTIVE GAMES PLAYED IN DOLPHINS HISTORY

RNK	PLAYER	CONS. GP	STREAK
1.	<b>JOHN DENNEY</b>	<b>208*</b>	<b>1ST (2005) - PRESENT</b>
2.	Jason Taylor	130	15th (1999) - 16th (2007)
3.	Jim Langer	128	10th (1970) - 9th (1979)

\* active streak

#### MOST CONSECUTIVE GAMES PLAYED, ACTIVE NFL LEADERS

RNK	PLAYER	TEAM	POS	CONS. GP
1.	Shane Lechler	Oak./Hou.	P	254
2.	Jason Witten	Dallas	TE	235
3.	<b>JOHN DENNEY</b>	<b>MIAMI</b>	<b>LS</b>	<b>208</b>
	Donnie Jones	Mia./STL/Hou./Phi.	P	208

### THOMAS IS SECOND IN THE NFL IN SPECIAL TEAMS TACKLES SINCE 2014

**S Michael Thomas** has been one of the NFL's most prolific special teams players since his first full season in the NFL in 2014. **Thomas is second in the NFL with 54 special teams tackles since 2014.** Thomas led the team this season with 11 special teams stops, which was tied for 19th in the league. **He finished the 2016 season tied for the NFL lead with 19 special teams tackles.**

### MIAMI'S KICKOFF TEAM WAS THE NFL'S BEST

**The Dolphins kickoff coverage unit was the best in the NFL** as opponents' average starting field position is just the 23-yard line following kickoffs.

### PARKEY TIED FOR BEST SEASON BY A KICKER IN DOLPHINS HISTORY

**K Cody Parkey** made quite the impact in his first season with the Dolphins. He made 21-of-23 (91.3 pct.) field goal attempts, with his only misses coming from 48 and 50 yards. **His field goal percentage was eighth in the NFL and fifth in the AFC.** Parkey's 91.3 field goal percentage tied the team record (min. 15 attempts) set by **K Jay Feely** in 2007, when he also was 21-of-23 (91.3 pct.).

Parkey doesn't just score points though. **He is the only kicker in the NFL to successfully convert four inside kicks in a season since records that date back to 1997.** The last time an NFL team successfully recovered three inside kicks was Indianapolis in 2014. On kickoffs, **Parkey helped the Dolphins give their opponent the worst starting field position in the league** as opponents average starting at their own 23-yard line following kickoffs.

### PARKEY HITS THE SPOT

Parkey made three game-winning kicks this season. In Week 2, his first game with the Dolphins, **he kicked the longest game-winning field goal in team history**, a 54-yarder with 1:05 left to beat the L.A. Chargers. In Week 6, Parkey kicked a game-tying and game-winning field goal in the fourth quarter to win at Atlanta. **It was the first time in Parkey's four-year NFL career he made game-tying and game-winning kicks in the same contest.** Parkey also connected on a 39-yard game-winner with 22 seconds left to beat the N.Y. Jets in Week 7.

### PARKEY FROM LONG RANGE

**K Cody Parkey** has a track record for being accurate on long kicks. He is 6-for-7 all-time when kicking 50-plus yard field goals and **is the most accurate active NFL kicker on 50-plus yard kicks** (min: 6 att.).

#### 50+ YARD FIELD GOAL PERCENTAGE LEADERS (ACTIVE PLAYERS)

RNK	PLAYER	TEAM	FGM	FGA	PCT
1.	<b>CODY PARKEY</b>	<b>PHI./CLE./MIA.</b>	<b>6</b>	<b>7</b>	<b>85.7</b>
2.	Jake Elliott	Philadelphia	5	6	83.3
3.	Robbie Gould	Chi./NYG/SF	27	35	77.1
4.	Matt Prater	Atl./Den./Det.	43	56	76.8
5.	Stephen Gostkowski	New England	23	30	76.7

### HAACK SOLID AT LANDING PUNTS INSIDE THE 20

**P Matt Haack** was very good at pinning opponent's deep inside their own territory during his rookie season. **His 30 punts inside the 20 were tied for eighth in the NFL and were the most in the league by a rookie punter this season.** He also finished in the top half of the NFL in gross punt yards (14th with 3,695), net yards (11th with 3,375) and net average (15th with 40.7).



## 2017 REGULAR SEASON STATISTICS

### 2017 DOLPHINS STATS

CATEGORY	MIAMI	OPP
<b>Total First Downs</b>	<b>284</b>	<b>319</b>
Rushing	66	88
Passing	187	190
Penalty	31	41
3rd Down: Made/Att	64/202	75/203
3rd Down Pct.	31.7%	36.9%
4th Down: Made/Att	7/24	2/8
4th Down Pct.	29.2%	25.0%
<b>Possession Avg.</b>	<b>29:25</b>	<b>30:35</b>
<b>Total Net Yards</b>	<b>4923</b>	<b>5371</b>
Avg. Per Game	307.7	335.7
Total Plays	995	989
Avg. Per Play	4.9	5.4
<b>Net Yards Rushing</b>	<b>1388</b>	<b>1768</b>
Avg. Per Game	86.8	110.5
Total Rushes	360	431
<b>Net Yards Passing</b>	<b>3535</b>	<b>3603</b>
Avg. Per Game	220.9	225.2
Sacked/Yards Lost	33/257	30/185
Gross Yards	3792	3788
Attempts/Completions	602/373	528/339
Completion Pct.	62.0%	64.2%
Had Intercepted	21	9
<b>Punts/Average</b>	<b>83/44.5</b>	<b>76/45.8</b>
<b>Net Punting Avg.</b>	<b>40.7</b>	<b>41.4</b>
<b>Penalties/Yards</b>	<b>137/1154</b>	<b>122/1077</b>
<b>Fumbles/Ball Lost</b>	<b>23/8</b>	<b>21/6</b>
<b>Touchdowns</b>	<b>31</b>	<b>45</b>
Rushing	4	14
Passing	24	26
Returns	3	5

### 2017 DOLPHINS RANKINGS

CATEGORY	RNK	STAT
Total Offense	25	307.7
Passing Offense	18	220.9
Rushing Offense	29	86.8
Scoring Offense	28	17.6
Sacks Allowed	11	33
Third Down Offense	32	31.7
Red Zone Offense	18	52.6
Total Defense	16	335.7
Passing Defense	16	225.2
Rushing Defense	14	110.5
Scoring Defense	29	24.6
Sacks	26t	30
Third Down Defense	11	36.9
Red Zone Defense	30	62.7
Takeaways	29	15
Giveaways	30	29

### STATISTICAL LEADERS

CATEGORY	PLAYER	STAT
Completion Pct.	Jay Cutler	62.0
Passing Yards	Jay Cutler	2,666
Passing Touchdowns	Jay Cutler	19
Passer Rating	Jay Cutler	80.8
Rushing Attempts	Jay Ajayi	138
Rushing Yards	Kenyan Drake	644
Yards Per Carry	Kenyan Drake	4.8
Rushing TDs	Kenyan Drake	3
Receptions	Jarvis Landry	112
Receiving Yards	Jarvis Landry	987
Receiving Average	Kenny Stills	14.6
Receiving TDs	Jarvis Landry	9
Tackles	Reshad Jones	122
Sacks	Cameron Wake	10.5
Quarterback Hits	Cameron Wake	27
Interceptions	Xavien Howard	4
Passes Defensed	Xavien Howard	13
Forced Fumbles	Two tied	2
Fumble Recoveries	Reshad Jones	3
Special Teams Tackles	Michael Thomas	11





## MIAMI DOLPHINS ANNOUNCE TEAM AWARD WINNERS

**MIAMI** – The Miami Dolphins today announced their team award winners for the 2017 season. Defensive tackle Ndamukong Suh was named the Dan Marino Most Valuable Player, defensive end Cameron Wake earned the Don Shula Leadership Award, center Mike Pouncey was named the team's Ed Block Courage Award winner and wide receiver Kenny Stills earned the Nat Moore Community Service Award. It marks the second consecutive season that Wake and Stills have won their respective awards.

**Suh** is a first-time winner of the Dan Marino Most Valuable Player award and the first defensive tackle to earn the honor. Entering Week 17, Suh has totaled 45 tackles (29 solo), 4.5 sacks, 6.5 stuffs, two passes defended, 12 quarterback hits and two forced fumbles. His 4.5 sacks are tied for ninth among all NFL defensive tackles and his 6.5 stuffs are tied for fourth at the position. Suh's 51.5 sacks since entering the league in 2010 are the second-most among NFL defensive tackles in that span and his 55 stuffs lead the position. He has 416 career tackles (288 solo), the second-most by an NFL defensive tackle since 2010. Suh is the 15th defensive player to win the team's MVP award and just the fourth defensive lineman, joining Jason Taylor (2000, 2002, 2004, 2006), Adewale Ogunleye (2003) and Wake (2012). This award is voted on by South Florida media and the organization and was re-named the Dan Marino Most Valuable Player Award in 2000 to reflect the achievements of Hall of Fame quarterback and 12-time team MVP Dan Marino.



DT Ndamukong Suh was tied for fourth among NFL DTs with 6.5 stuffs in 2017.



DE Cameron Wake has earned the team's leadership award four times.

**Wake** earned the Don Shula Leadership Award for the second consecutive season and the fourth time in his career. He also earned the honor in 2013, 2014 and 2016. Wake joins Taylor (2002, 2006, 2007, 2009) as the only players to win or co-win the award four-or-more times and is the first player in team history to win the award outright on four occasions as Taylor was a co-winner in 2009. Wake is one of six Dolphins to win the award in consecutive seasons, but the only one to win it in consecutive seasons on two separate occasions. The others to win it twice in a row include Zach Thomas (1998-99), Derrick Rodgers (2000-01), Junior Seau (2003-04), Jason Taylor (2006-07) and Karlos Dansby (2010-11). The Don Shula Leadership Award is voted on by the players and is given to the teammate who exhibits leadership on and off the field. It was re-named the Don Shula Leadership Award in 2005 to reflect the accomplishments of Hall of Fame Head Coach Don Shula.



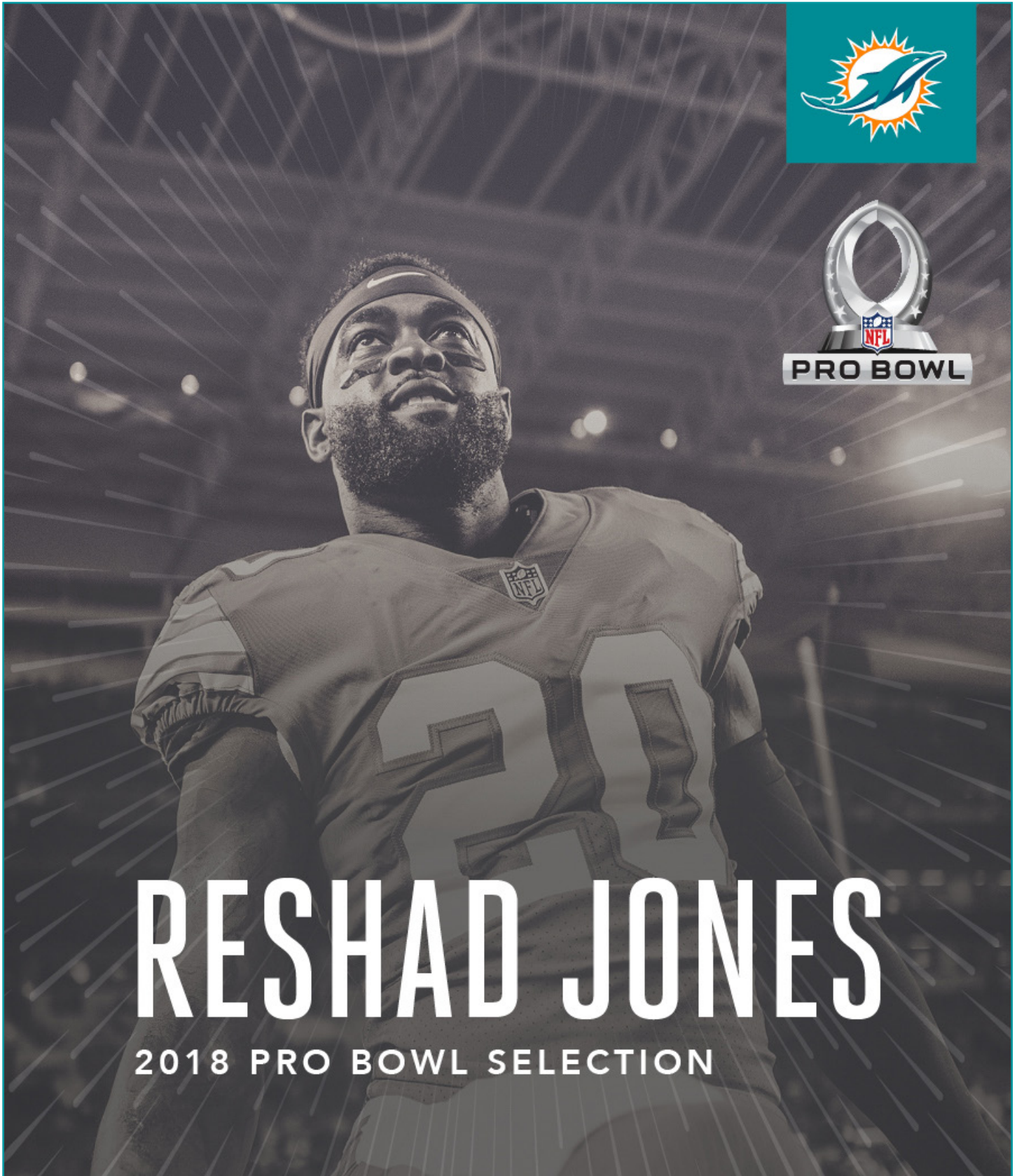
C Mike Pouncey rebounded from a hip injury to play all 16 games.

**Pouncey** is a first-time recipient of the team's Ed Block Courage Award and the only center to earn the honor in team history. He bounced back from a hip injury that limited him to just five games in 2016 and was concerned he may not be able to continue his football career. Pouncey has started all 15 games this season and if he starts on Sunday, he'll have started all 16 games in a season for the first time since 2012. He began the season with 10 straight games without allowing a full sack before it came to an end at New England on Nov. 26. Those were the final 10 contests of a 26-game streak without allowing a full sack, which began back on Sept. 27, 2015. Each year, players from all 32 teams select a teammate to receive the Ed Block Courage Award. The recipient symbolizes professionalism, great strength and dedication. The honoree also is a community role model.

**Stills** is just the second offensive player in team history to win the Nat Moore Community Service Award in back-to-back seasons, joining Lousaka Polite (2009-10). He is the team's most active player in the South Florida community, making appearances and lending a hand nearly every single week. The team's nominee for the Walter Payton Man of the Year Award, Stills has become a pioneer among NFL players in addressing societal issues. His advocacy for social justice and equal rights has led to a partnership with RISE (Ross Initiative in Sports for Equality). Along with RISE, Stills has helped organize police ride alongs and COMMUNITY tailgates, bringing local student-athletes, coaches, parents, community leaders, law enforcement and military personnel together at every Dolphins home game. Stills has used his platform to help inspire other NFL players to host similar programs in their local communities. Five other teams joined the effort and hosted their own ride alongs this season, encouraging dialogue and displaying the teamwork that unites communities and their NFL teams directly to youth in the area. The Nat Moore Community Service Award is given each year to a Miami Dolphins player recognized for his involvement in the South Florida community. The winner of this award is given to the player that logs the most community service hours and is named after Moore to highlight the commitment the former wide receiver had in the South Florida community. Moore spent 13 seasons in a Dolphins uniform, culminating by his placement on the Dolphins Honor Roll in 1999.



WR Kenny Stills was this year's nominee for the Walter Payton Man of the Year Award.



**RESHAD JONES**

**2018 PRO BOWL SELECTION**





## FREE AGENCY TRACKER

### FREE AGENCY TRACKER

The Dolphins were active in the 2017 free agency market. The team re-signed nine players who ended the 2016 season with the club, while also adding another five unrestricted free agents and two players from trades. Below tracks the players the team signed in the 2017 offseason, as well as those who ended the 2016 season on the Miami roster and their current status.

#### PLAYERS RETAINED OR ADDED

##### PLAYERS FROM 2016 RE-SIGNED (9)

Kiko Alonso	LB	
Andre Branch	DE	
Jermon Bushrod	G/T	
John Denney	LS	
Mike Hull	LB	
Anthony Steen	C/G	
Kenny Stills	WR	
Michael Thomas	S	
Damien Williams	RB	

##### UNRESTRICTED FREE AGENTS SIGNED (5)

Nate Allen	S	Oakland
Anthony Fasano	TE	Tennessee
Ted Larsen	C/G	Chicago
T.J. McDonald	S	L.A. Rams
Lawrence Timmons	LB	Pittsburgh

##### TRADE (2)

Julius Thomas	TE	Jacksonville
William Hayes	DE	L.A. Rams

\* As of January 1, 2018

### PLAYERS FROM 2016 ROSTER NOT CURRENTLY WITH THE DOLPHINS

#### RETIRED (1)

Jordan Cameron	TE	
----------------	----	--

#### FREE AGENTS (7)

Isa Abdul-Quddus	S	
Donald Butler	LB	
Ifo Ekpre-Olomu	CB	
Dominique Jones	TE	
Spencer Paysinger	LB	
Bacarri Rambo	S	
Mario Williams	DE	

#### UNRESTRICTED FREE AGENTS LOST (2)

Jelani Jenkins	LB	Houston
Dion Sims	TE	Chicago

#### FREE AGENTS LOST (3)

Dion Jordan	DE	Seattle
Earl Mitchell	DT	San Francisco
T.J. Yates	QB	Houston

#### TRADED (1)


Branden Albert	T	Jacksonville
----------------	---	--------------



S Nate Allen




TE Anthony Fasano



DE William Hayes



C/G Ted Larsen



S T.J. McDonald



TE Julius Thomas



LB Lawrence Timmons





## 2017 ROOKIE CLASS

### MIAMI DOLPHINS 2017 DRAFT CLASS


Rd 1 // Pick 22



**Charles  
HARRIS**

Missouri // DE  
6-3 // 260

Rd 2 // Pick 54



**Raekwon  
McMILLAN**

Ohio State // LB  
6-2 // 243

Rd 3 // Pick 97



**Cordrea  
TANKERSLEY**

Clemson // CB  
6-1 // 200

Rd 5 // Pick 164



**Isaac  
ASIATA**

Utah // G  
6-3 // 323

Rd 5 // Pick 178



**Davon  
GODCHAUX**

LSU // DT  
6-4 // 299

Rd 6 // Pick 194



**Vincent  
TAYLOR**

Oklahoma State // DT  
6-3 // 310

Rd 7 // Pick 237



**Isaiah  
FORD**

Virginia Tech // WR  
6-2 // 195

### MIAMI DOLPHINS 2017 UNDRAFTED ROOKIE CLASS



**Chase  
ALLEN**

Southern Illinois // LB  
6-4 // 241




**Matt  
HAACK**

Arizona State // P  
6-1 // 185




**Larry  
HOPE**

Akron // CB  
6-0 // 192



**Malcolm  
LEWIS**

Miami (Fla.) // WR  
5-10 // 190



**Cameron  
MALVEAUX**

Houston // DE  
6-6 // 270




**Praise  
MARTIN-OGUIKE**

Temple // DE  
6-1 // 255



**Torry  
McTYER**

UNLV // CB  
6-0 // 195



**Drew  
MORGAN**

Arkansas // WR  
6-0 // 193




**Francis  
OWUSU**

Stanford // WR  
6-3 // 210



**Joby  
SAINT FLEUR**

NW Oklahoma St. // DE  
6-5 // 245



**De'Veon  
SMITH**

Michigan // RB  
5-11 // 228



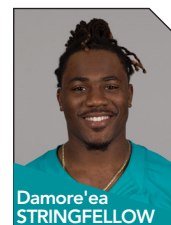
**Eric  
SMITH**

Virginia // T  
6-5 // 300



**Maurice  
SMITH**

Georgia // S  
6-0 // 195



**Damore'ea  
STRINGFELLOW**

Mississippi // WR  
6-2 // 219



## HARD ROCK STADIUM MODERNIZATION



Hard Rock Stadium is a global entertainment destination that encompasses art, culture, some of the best food in the region, diversity, an elevated fan experience and the best Miami has to offer. The venue serves as home to the Miami Dolphins, University of Miami football team, Orange Bowl, Super Bowl LIV and the 100th anniversary of the NFL, College Football Playoff Semifinals, major concerts, international soccer and a host of world-class events. This multi-purpose, open-air complex is in the midst of a multi-year, \$500 million renovation to enhance the fan experience. The modernization is being privately funded by Stephen Ross.



## #ARTUNEXPECTED

Goldman Global Arts and the Miami Dolphins collaborated to transform Hard Rock Stadium into a vibrant, monumental public art experience. Highlighting 18 artists from ten countries, the landmark mural project looks to create an artistic legacy and cement Hard Rock Stadium as an iconic, world class, cultural venue of Miami.

The collection at Hard Rock Stadium is one of the world's largest street art museums, curated by Goldman Global Arts. The exceptional line-up of international artists brings a variety of techniques and styles together to create a jaw-dropping tapestry of urban art contained in a single location.







## HARD ROCK STADIUM MODERNIZATION

### NEW SEATING PRODUCTS

Hard Rock Stadium's modernization included doubling unique seating experiences from 8 to 16. Some of the newest seating products include:


**The 72 Club:** The 598 seats in the 72 Club take the premium seating experience to another level. It's the most luxurious seating experience in all of South Florida sports and entertainment. Seats are double-padded, have 11 inches more legroom and are located at midfield. At any point in-game, guests are able to walk on the field on their way to a private club designed by the Rockwell Group.



**Living Room Boxes:** Hard Rock Stadium created four-person private Living Room Boxes. Located on the 35-yard line and within the Atos Club presented by Dell EMC and Ford Field Clubs in the end zones, Living Room Boxes are the biggest, most comfortable seats in the stadium. These boxes give guests the ability to watch replays and highlights on their own private screens.

**Hyundai Club:** The Hyundai Club is a club located between the 30-yard lines on the north side that offers wider, padded seats. The club is designed by the Rockwell Group.

**Corner Terraces:** The 100 level Corner Terraces provide a unique social experience where guests can watch the game from a high-top table and comfortable swivel chairs. Corner Terraces provide guests the enjoyment of sitting with family or friends without being confined to a row of seats.



### PHASE I

Phase I of the project that was completed for the 2015 season changed every seat in the stadium, rebuilt the concourses on the 100 and 300 levels, reduced capacity from 76,018 to 64,767, moved seats 25 feet closer to the field on the north and south sidelines, introduced five new premium spaces and allowed fans to enjoy improved food, enhanced concourses and 16 new restroom facilities throughout the venue.

Hard Rock Stadium's renovation stands apart in enhancing every fan experience. In delivering a new caliber of luxury, Phase I introduced The NINE hosted by Aston Martin Residences Miami, The 72 Club, the Hyundai Club, Ford Field Club and the Atos Club presented by Dell EMC.

For the everyday fan, new seating experiences debuted in the corner terraces, providing a unique social experience where guests watch the game from a half-round table and comfortable swivel chairs. Corner Terraces provide guests the enjoyment of sitting with family or friends without being confined to a row of seats.

**The NINE hosted by Aston Martin Residences Miami:** The NINE hosted by Aston Martin Residences Miami are nine open-air suites between the 30-yard lines that connect to a private club designed by the Rockwell Group. The NINE offers the best view of the field with the convenience of a private club.







## HARD ROCK STADIUM MODERNIZATION

### PHASE II

For the 2016 season, a state-of-the-art canopy was installed that keeps as many as 92 percent of fans in the shade and protected from the rain along with four giant high-definition video boards.

On Aug. 17, 2016, the Miami Dolphins christened the second phase of the renovation with a landmark 18-year naming rights agreement with Hard Rock International to name the newly renovated facility Hard Rock Stadium.

#### Video Boards

- Four 1,472-inch screens in each corner of the stadium for a total of 22,400 sq. ft. – the largest in the AFC East (compared to 12,000 total square footage in old stadium).
- A total of 18 million LEDs will showcase game day on the boards.
- High-definition picture positioned for easy sightlines for every fan.

**Miami Dolphins**  
TOTAL: 22,400 SQ. FT.



**NEW YORK JETS**  
TOTAL: 14,160 SQ. FT.



**BUFFALO BILLS**  
TOTAL: 12,253 SQ. FT.



**NEW ENGLAND PATRIOTS**  
TOTAL: 11,306 SQ. FT.



#### SHADE CANOPY

- Shades approximately 92 percent of fans (increase from 17 percent in old stadium).
- The shade canopy is approximately 626,000 square feet [14.37 acres] and is comprised of 17,000 tons of steel.
- Covering the remainder of the canopy area [94,000 square feet] immediately adjacent to the ocular over the field is a translucent material called ETFE. This material provides supplemental light in the bowl while reducing solar heat.
- Four spires rise an additional 200 feet above the roof surface achieving a total height of 357 feet from the ground. Several steel cables secured at the top of each spire will be extended to the roof to provide additional structural support. Cable diameters range between 3.5" to 5.5" in diameter.

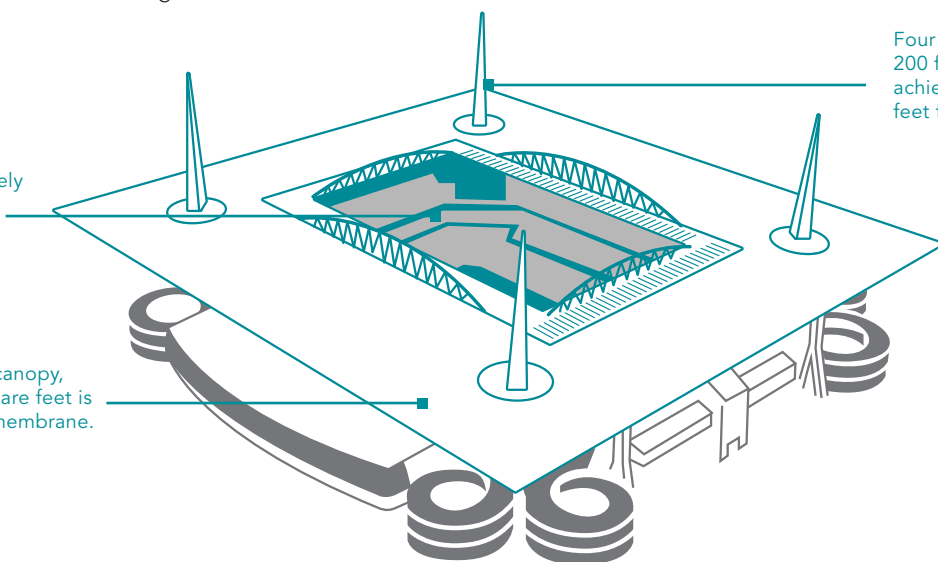
#### FIELD FACTS

- First team in the NFL to use Paspalum Platinum (shorter versions are Platinum TE or TE). The TE species works well in warm climates with growth not hindered in shade.
- Texture: Courser, thicker grass
- Feel: TE is thicker and lusher so there is a difference in feel and cushion in footing
- Sustainability: More shade tolerance
- Growth: TE grows aggressively and requires less nitrogen in the fertilizer than Bermuda.
- Color Variation: TE is a lighter green shade.

Shades approximately 92 percent of fans (increase from 17 percent currently).

The main area of canopy, some 530,000 square feet is a single ply TPO membrane.

Four Spires rise an additional 200 feet above the roof surface achieving a total height of 357 feet from the ground





## HARD ROCK STADIUM MODERNIZATION

### ALL NEW BANKUNITED CLUB LEVEL

The 2017 renovation brought additional luxury to the midsection of the stadium, renovating the BankUnited Club Level.

- Hard Rock Stadium's 147 suites were completely renovated during the 2016-2017 offseason. These suites offer luxury and comfort in the ultimate setting to watch any event.
- Suites vary in size from 10 seats up to 50 seats offering air conditioning and NFL Sunday Ticket, multi-feed sound systems, refrigerators, ice-makers and private telephone services.
- Suite attendants provide personal service in each suite during the games. Centerplate caters the suites with a wide-variety of food and beverages from which to choose.

New in 2017, Hard Rock Stadium features Theatre Boxes on the BankUnited Club Level. These 4-6 person individual boxes are located in a shared suite environment with inclusive food and beverage. Hard Rock Stadium also debuted four new corner clubs, – including the new UHealth, University of Miami Health System Cornerstone Club – giving suite members access to the corner's interior space and bar.



### PHASE III

Unveiled in 2017 are remodeled, modernized suites throughout the stadium offering a more intimate club space on the BankUnited Club Level with improved amenities and food, as well as the addition of theatre boxes and four new corner clubs.

Phase III of the renovation brought new party terraces on the 300 level of Hard Rock Stadium. These party terraces have a bar that services guests on the concourse, as well as a double-sided bar with awesome views of the field. Each corner includes two semi-private spaces that each can hold up to 100 people – creating a new experience for a total of 800 guests per event. The Dolphins additionally have made a commitment to donate a party terrace of 100 military tickets each game to local troops serving our country.

Throughout Phase III of the renovation, the exterior of the facility saw enhancements in the redesign of the parking lots and landscaping.

### A NEW LUXURY PARTNERSHIP


Hard Rock Stadium has attracted world-renowned iconic brands to the space, including a great partnership with Aston Martin Residences Miami. Luxury real estate company G&G Business Developments and the Miami Dolphins announced a long-term partnership to rename The NINE hosted by Aston Martin Residences at 300 Biscayne Boulevard Way.

During the Phase III renovations, The NINE also received new teak flooring, enhancing the most luxurious atmosphere in sports to create the feel of watching a game from the back of a yacht.





## HARD ROCK STADIUM



### MIAMI OPEN ENTERS NEW ERA AS IT RELOCATES TO HARD ROCK STADIUM

**Miami, FL** – IMG, an Endeavor company, announced that the Miami Open presented by Itau will be relocating to Hard Rock Stadium in 2019. The partnership between IMG and Hard Rock Stadium will bring an unparalleled fan experience, improved player amenities, ample parking, as well as an extended fan base to the Miami Open, a cornerstone of IMG's events portfolio. Construction on the new tennis facilities will begin in 2018.

The Miami Open's last event at Crandon Park in Key Biscayne, where it has enjoyed a successful 32-year run, will take place in March 2018. While the event had numerous offers to relocate to other cities, IMG committed to finding a solution that would keep the event in South Florida for the benefit of the community, working closely with Miami Dolphins Owner Stephen Ross and Miami-Dade County Mayor Carlos Gimenez to develop this reimagined event.

"The Miami Open belongs in Miami," said WME and IMG Co-President Mark Shapiro. "We're grateful to have amazing partners in Stephen, the Miami Dolphins organization, Mayor Gimenez and above all the people of Miami who have been supporting the Miami Open for decades. While we're looking forward to creating the new Miami Open experience at Hard Rock Stadium, our priority is to make the last edition of the Key Biscayne event the best it's ever been."

"We are extremely excited that the Miami Open, a global entertainment event, will remain in our community," Miami Dolphins Owner Stephen Ross said. "We are committed to bringing a best-in-class experience alongside IMG to all of the players, fans and partners that will take part in this global affair. The opportunity to showcase the best tennis in the world in Hard Rock Stadium, a venue that brings together the best of culture, art and entertainment, will be an amazing experience for everyone involved."

"The Miami Open has been a part of Miami's culture for as long as I can remember and it's a tournament that is very special to me and my family," added 23-time Grand Slam Champion Serena Williams. "I've enjoyed some of my best career moments in Miami thanks to the amazing tournament team and the supportive Miami fans. I am thrilled the Miami Open is staying in Miami, where it belongs."

Already one of the world's largest and most prestigious combined tennis events, the move to Hard Rock Stadium will allow the Miami Open the freedom and flexibility to grow and innovate the event with improved infrastructure, upgraded amenities, expanded space and parking. The new Miami Open will have 30 show and practice courts; a tennis oasis with the largest video screen of any tennis event; a sponsorship village with expanded and upgraded entertainment spaces; permanent retail facilities; improved Wi-Fi, media facilities, locker rooms and fitness space for players and tennis staff. The tournament's sponsors will enjoy state-of-the-art hospitality options, improved activation areas, additional opportunities for brand exposure and access to new markets north of Miami-Dade County.

The centerpiece of the move will be a new Center Court, which will showcase a 14,000-seat stadium within Hard Rock Stadium. Ross has invested more than \$500 million into Hard Rock Stadium over the years, which boasts a state-of-the-art shade canopy, four giant high-definition video boards, new seats closer to the action, concourses, restrooms and retail outlets throughout the entire facility, and new premium spaces that raise the caliber for luxury within a sports facility. The move also will allow IMG to take the fan experience to unprecedented heights by incorporating the company's network across music, fashion, culinary and art.





## DOLPHINS CANCER CHALLENGE: SAVE THE DATE

### WHEN:

Saturday, Feb. 10, 2018

### DETAILS:

This marks the eighth edition of the popular community event that raises funds for innovative cancer research at Sylvester Comprehensive Cancer Center at the University of Miami Miller School of Medicine. The DCC donates 100 percent of participant-raised funds to Sylvester.



DCC VIII weekend will commence with the Kickoff Party on Friday, Feb. 9, followed by the DCC signature event on Saturday Feb. 10 that will include five bike routes through South Florida, a run/walk 5K and a finish line celebration concert by the Goo Goo Dolls with Big Head Todd and The Monsters – extending the opportunity for cancer fighters to be of all ages and all capabilities.

DCC VIII will spotlight survivors – their resiliency

and path to overcome the obstacles cancer presents in their journey. The Survivor Program presented by Harcourt M. and Virginia W. Sylvester Foundation will share the stories of #CancerFighters, those on the front line who galvanize our efforts at the DCC. Survivors within the program receive a Living Proof arm sleeve and distinguished-shirt, and will be able to partake in a number of events year round, including the Dolphins Crucial Catch campaign, photo series and Survivor Breakfast.



Registration is at [DolphinsCancerChallenge.com](http://DolphinsCancerChallenge.com).

The Dolphins Cancer Challenge (DCC) was founded in 2010 by the Miami Dolphins organization as the signature initiative of the Foundation's health impact area. The DCC's mission is to improve people's lives through financial support for innovative cancer research at South Florida's only academic-based cancer center – Sylvester Comprehensive Cancer Center at the University of Miami. Since its inception, the DCC has raised more than \$22.5 million, donating 100 percent of participant-raised funds to Sylvester. For additional information, call (305) 943-6799 or visit [www.DolphinsCancerChallenge.com](http://www.DolphinsCancerChallenge.com).





## AARP FOUNDATION MILLION MEAL PACK: SAVE THE DATE

**WHEN:** Sunday, April 29, 2018

**DETAILS:** Team up with the Miami Dolphins and AARP Foundation for the 5th Annual Million Meal Pack at The Rick Case Arena at Nova Southeastern University. Packaged meals will be delivered by U.S. Hunger to Feeding South Florida's network of older adults in Miami-Dade, Broward and Palm Beach counties.

Volunteers will work an assembly line, combining nutritious ingredients to collectively make one million meals of red lentil jambalaya. The organizations are looking for 4,000 volunteers to donate their time to help those less fortunate. Volunteers receive a free t-shirt and will enjoy music, football activities, a Miami Dolphins Cheerleader performance and a chance to win prizes. Various volunteer shifts are available for all ages.

More than 700,000 of the 4.2 million Florida seniors struggle with hunger. The Miami Dolphins and AARP Foundation share a passion for volunteerism, engagement and action. Every quarter, we invite the community to participate in community service events like home rehabs, intergenerational community building and financial education workshops.

Volunteers can sign up at [www.dolphins.com/aarpfoundation](http://www.dolphins.com/aarpfoundation). Follow up on Twitter @MiamiDolphins and @AARPCares.





## FINS WEEKEND: SAVE THE DATE

### WHEN:

Weekend of June 2, 2018

### DETAILS:

The Miami Dolphins Foundation will host its 22nd annual Fins Weekend on June 2, 2018.

Proceeds from the event weekend, which is a signature initiative of the Miami Dolphins Foundation's education impact area, will benefit City Year Miami, a nonprofit organization that partners with public schools to help keep students on track to graduate.

The competitions will kick off early Saturday morning with the Fins Weekend Fishing and Golf Tournament. At the Fins Weekend Golf Tournament presented by South Florida Ford, threesomes have the opportunity to golf with a Miami Dolphins current or former player at Crandon Golf at Key Biscayne. The Fins Weekend Fishing Tournament is followed by a Weigh-In presented by Hooters South Florida.

After the tournaments, participants and partygoers can take part in the Fins Saturday Night Party. Guests will gather inside a tent at the Miami Marine Stadium to revel in music, local food vendors and the year's largest gathering of players, coaches, alumni and cheerleaders.

Through the Foundation's education impact area, the Dolphins have made a commitment to help young people who are working to transform education in Miami Gardens through City Year Miami. The Miami Dolphins Foundation has committed to a four-year, \$1 million partnership with City Year Miami, sponsoring programs at Miami Carol City and Miami Norland Senior high schools.

For further information, please visit [FinsWeekend.com](http://FinsWeekend.com).

# FINS WKND KEY BISCAIYNE







## DOLPHINS RADIO

### CEFALO, GRIESE, ROSE AND BOKAMPER RETURN ON MIAMI DOLPHINS RADIO NETWORK IN 2017

On May 19, 2016, the Miami Dolphins announced a multi-year radio broadcast rights partnership with Miami's Sportsradio 560 WQAM, with the station becoming the official English flagship radio partner of the franchise. In addition, all Dolphins games are simulcast on KISS 99.9 FM "South Florida's NEW Country" and feature expanded pre-, halftime and postgame shows. The games also can be heard on Dolphins.com and throughout South and Central Florida on a variety of stations that make up the Miami Dolphins Radio Network.

The Dolphins previously had their games broadcast on Miami's Sportsradio 560 WQAM during the 1997-2004 and 2007-09 seasons.



As part of the agreement, Sportsradio 560 WQAM has the English radio broadcast rights for all preseason, regular season and playoff games. Dolphins fans who tune into Miami's Sportsradio 560 WQAM have the opportunity to listen to live broadcasts of Head Coach Adam Gase's day-after-game press conferences and "Dolphins Friday," a day of Dolphins-centric content on the station featuring interviews with players, coaches and team executives. Additionally, CBS Radio Miami promotes Miami Dolphins Foundation and community initiatives across multiple platforms.



Bob Griese, Joe Rose and Jimmy Cefalo

The preseason English radio broadcast team on Sportsradio 560 WQAM consists of three Dolphins alumni in the booth. Former wide receiver Jimmy Cefalo handles the play-by-play duties with former tight end Joe Rose and, for select games, former Hall of Fame defensive end Jason Taylor providing the game analysis. During the regular season, Cefalo and Rose are joined by former Hall of Fame quarterback Bob Griese serving as an analyst with former Dolphins Pro Bowl linebacker/defensive end Kim Bokamper reporting from the sidelines.

Univision Deportes Radio 1140 AM is the Dolphins official Spanish radio broadcast partner for all preseason, regular season and playoff games. Raul Striker Jr. handles play-by-play duties with Eduardo Martell as a color analyst. WQBA 1140 AM additionally airs a pregame show and postgame show.

The following is a list of radio stations on The Miami Dolphins Radio Network in 2017 (as of printing):

#### 2017 MIAMI DOLPHINS RADIO NETWORKS

LOCATION	NETWORK	LOCATION	NETWORK
Fort Lauderdale	WQAM 560 AM	Miami	KISS 99.9 FM
Fort Lauderdale	KISS 99.9 FM	Miami	WQBA 1140 AM
Fort Lauderdale (Spanish)	WQBA 1140 AM	Orlando	ESPN 580 AM
Fort Myers	WRXK 96.1 FM	Port St. Lucie	WPSL AM 1590
Key West	WKWF 1600 AM	West Palm Beach	ESPN 106.3 FM
Miami	WQAM 560 AM	West Palm Beach	ESPN Deportes 760 AM (Spanish)
Miami	WQAM 560 AM	West Palm Beach	ESPN Deportes 760 AM (Spanish)



## HALL OF FAME DEFENSIVE END/LINEBACKER JASON TAYLOR

Defensive end/linebacker Jason Taylor was elected to the Pro Football Hall of Fame on Feb. 4, 2017 and inducted into the Hall of Fame on Aug. 5, 2017.

### JASON TAYLOR BY THE NUMBERS

- 2** One of two Dolphins defenders to be elected to the Hall of Fame, joining Nick Buoniconti.
- 3** First-team All-Pro selections (2000, 2002, 2006). He also earned a second-team All-Pro selection in 2001.
- 5** One of five Dolphins to be elected to the Hall of Fame in his first year of eligibility, joining Don Shula, Dan Marino, Jim Langer and Paul Warfield.
- 6** Pro Bowl selections in his career (2000, 2002, 2004-07).
- 6** Number of double-digit sack seasons in his 15-year NFL career.
- 9** Touchdowns scored in his career - all with Miami. Six were scored via fumble return and the other three were on interception returns. It's the highest number of touchdowns in NFL history by a player who was primarily a defensive lineman or linebacker.
- 10** One of 10 defensive linemen to ever be elected to the Hall of Fame in his first year of eligibility, joining Joe Greene, Deacon Jones, Bob Lilly, Gino Marchetti, Merlin Olsen, Warren Sapp, Bruce Smith, Randy White and Reggie White.
- 11.5** The most number of career sacks he had on an individual quarterback, New England's Tom Brady.
- 26** Number of multi-sack games in his 15-year NFL career.
- 29** Number of opponent fumble recoveries in his career, tying the NFL record with Jim Marshall.
- 30** Total number of teams he recorded at least 0.5 sack against in his career. The only two teams he didn't record a sack against were Kansas City and the New York Giants.
- 70** Total number of different quarterbacks that he sacked in his 15-year NFL career.
- 99** Total passes defended, the most by an NFL defensive lineman since the stat became official in 1994.
- 139.5** Total number of sacks in his 15-year NFL career, which is a Dolphins team record and ranks No. 7 in NFL history.
- 2006** The year he won the NFL's Defensive Player of the Year award when he recorded 13.5 sacks, nine forced fumbles, two fumble recoveries and two interceptions.
- 2007** The year he won the NFL's Walter Payton Man of the Year Award, the only league honor that recognizes both on-field and off-field contributions.





## 2017 MIAMI DOLPHINS TRANSACTIONS (as of Jan. 4, 2018)

DATE	POS.	PLAYER/COACH	TRANSACTION	DATE	POS.	PLAYER/COACH	TRANSACTION
January 10	LB	Lamin Barrow	Signed to futures contract	May 5	DE	Cameron Malveaux	Signed as Undrafted College Free Agent
January 10	CB	Daniel Davie	Signed to futures contract	May 5	DE	Praise Martin-Oguike	Signed as Undrafted College Free Agent
January 10	G/T	Jesse Davis	Signed to futures contract	May 5	CB	Torry McTyer	Signed as Undrafted College Free Agent
January 10	QB	Brandon Doughty	Signed to futures contract	May 5	WR	Drew Morgan	Signed as Undrafted College Free Agent
January 10	RB	Storm Johnson	Signed to futures contract	May 5	WR	Francis Owusu	Signed as Undrafted College Free Agent
January 10	LB	Deon Lacey	Signed to futures contract	May 5	DE	Joby Saint Fleur	Signed as Undrafted College Free Agent
January 10	DE	Arthur Miley	Signed to futures contract	May 5	RB	De'Veon Smith	Signed as Undrafted College Free Agent
January 10	TE	Chris Pantale	Signed to futures contract	May 5	T	Eric Smith	Signed as Undrafted College Free Agent
January 10	RB	Senorise Perry	Signed to futures contract	May 5	S	Maurice Smith	Signed as Undrafted College Free Agent
January 10	T	Terry Poole	Signed to futures contract	May 5	WR	Damone'ea Stringfellow	Signed as Undrafted College Free Agent
January 10	DE	Julius Warmesley	Signed to futures contract	May 5	LB	Raekwon McMillan	Signed (D2, '17)
January 10	LB	Brandon Watts	Signed to futures contract	May 5	CB	Cordrea Tankersley	Signed (D3, '17)
January 12	DT	Lawrence Okoye	Signed to futures contract	May 5	G	Isaac Asiata	Signed (D5a, '17)
January 12		Matt Burke	Named Defensive Coordinator	May 5	DT	Vincent Taylor	Signed (D6, '17)
January 19		Darren Rizzi	Promoted to Associate Head Coach/Sp. Teams Coord.	May 5	WR	Isaiah Ford	Signed (D7, '17)
January 19		Chris Kuper	Promoted to Assistant Offensive Line Coach	May 11	RB	Damien Williams	Signed Restricted Free Agent Tender
January 19		Frank Bush	Named Assistant Head Coach/Linebackers Coach	May 16	DT	Davon Godchaux	Signed (D5b, '17)
February 10		Josh Grizzard	Named Offensive Quality Control	May 24	DE	Charles Harris	Signed (D1, '17)
February 10		Andre Carter	Named Assistant Defensive Line Coach	June 8	WR	Mitch Mathews	Signed as FA
February 10		Chris Foerster	Promoted to Run Game Coord./Offensive Line Coach	July 21	RB	De'Veon Smith	Placed on Active/Physically Unable to Perform List
February 16	DE	Mario Williams	Released	July 21	T	Eric Smith	Placed on Active/Physically Unable to Perform List
February 16	DT	Earl Mitchell	Released	July 25	CB	Alterraun Verner	Signed as FA
February 16	CB	Ifo Ekpre-Okomu	Waived	July 25	LB	Koa Misi	Placed on Reserve/Injured List
February 18	DE	Cameron Wake	Signed Contract Extension	July 27	WR	Rashawn Scott	Placed on Active/Physically Unable to Perform List
February 21	LS	Winston Chapman	Signed as FA	July 27	S	Reshad Jones	Placed on Active/Non-Football Injury List
March 8	CB	Lafayette Pitts	Placed Exclusive Rights Tender	July 27	T	Avery Young	Placed on Active/Non-Football Injury List
March 8	C/G	Anthony Steen	Placed Exclusive Rights Tender	July 27	RB	De'Veon Smith	Activated from Active/Physically Unable to Perform List
March 8	LB	Mike Hull	Placed Exclusive Rights Tender	July 27	T	Eric Smith	Activated from Active/Physically Unable to Perform List
March 8	TE	Thomas Duarte	Placed Exclusive Rights Tender	July 30	WR	Jordan Westerkamp	Signed as FA
March 8	WR	Kenny Stills	Re-Signed	July 30	LB	Lamin Barrow	Waived/Injured
March 9	LB	Kiko Alonso	Placed First Round Restricted Free Agent Tender	Aug. 2	S	Reshad Jones	Activated from Active/Non-Football Injury List
March 9	RB	Damien Williams	Placed Original Round Restricted Free Agents Tender	Aug. 4	T	Kwayde Miller	Signed as FA
March 9	S	Michael Thomas	Placed Original Round Restricted Free Agents Tender	Aug. 4	T	Avery Young	Activated from Active/Non-Football Injury List
March 9	DE	Nick Williams	Restructured Contract	Aug. 5	T	Terry Poole	Waived
March 9	TE	Julius Thomas	Acquired by Miami in Trade (Jax.)	Aug. 5	G	Isame Faciane	Signed as FA
March 9	T	Branden Albert	Traded (Jax.)	Aug. 7	QB	Jay Cutler	Signed as FA
March 9	TE	Anthony Fasano	Signed as UFA (Ten.)	Aug. 7	DE	Arthur Miley	Waived
March 9	S	Reshad Jones	Signed Contract Extension	Aug. 12	LB	Junior Sylvestre	Signed as FA
March 10	DE	Andre Branch	Re-Signed	Aug. 12	QB	Ryan Tannehill	Placed on Reserve/Injured List
March 10	LS	John Denney	Re-Signed	Aug. 15	WR	Trey Griffey	Signed as FA
March 10	S	Isa Abdul-Quddus	Waived/Failed Physical	Aug. 15	T	Sean Hickey	Signed as FA
March 10	LB	Lawrence Timmons	Signed as UFA (Pit.)	Aug. 15	WR	Rashad Lawrence	Signed as FA
March 10	S	Nate Allen	Signed as UFA (Oak.)	Aug. 15	T	Kwayde Miller	Waived
March 10	DE	William Hayes	Acquired by Miami in Trade (LAR)	Aug. 15	WR	Francis Owusu	Waived/Injured
March 10	C/G	Ted Larsen	Signed as UFA (Chi.)	Aug. 15	WR	Jordan Westerkamp	Waived/Injury Settlement
March 16	G/T	Jermon Bushrod	Re-Signed	Aug. 18	WR	Isaiah Ford	Waived/Injured
March 21	LB	Kiko Alonso	Signed Contract Extension	Aug. 18	WR	Francis Owusu	Waived/Injury Settlement
March 22	T	Avery Young	Signed as FA	Aug. 19	LB	Rey Maua-luga	Signed as FA
March 22	CB	Daniel Davie	Waived/Non-Football Injury	Aug. 26	C/G	Kraig Urbik	Released/Injury Settlement
March 31	S	T.J. McDonald	Signed as UFA (LAR)	Sept. 2	S	T.J. McDonald	Signed contract extension
March 31	DE	Dion Jordan	Waived/Failed Physical	Sept. 2	CB	Tony Lippett	Placed on Reserve/Injured List
April 5	QB	David Fales	Signed as FA	Sept. 2	LB	Raekwon McMillan	Placed on Reserve/Injured List
April 13	TE	Thomas Duarte	Signed Exclusive Rights Tender	Sept. 2	S	T.J. McDonald	Placed on Reserve/Suspended List
April 13	CB	Lafayette Pitts	Signed Exclusive Rights Tender	Sept. 2	WR	Rashawn Scott	Placed on Reserve/Physically Unable to Perform List
April 17	LB	Mike Hull	Signed Exclusive Rights Tender	Sept. 2	DE	Nick Williams	Released
April 17	C/G	Anthony Steen	Signed Exclusive Rights Tender	Sept. 2	T	Sam Young	Released
April 17	S	Michael Thomas	Signed Restricted Free Agent Tender	Sept. 2	LB	Neville Hewitt	Waived/Injured
April 27	DE	Charles Harris	Selected in NFL draft - D1, '17	Sept. 2	LB	Brandon Watts	Waived/Injured
April 28	LB	Raekwon McMillan	Selected in NFL draft - D2, '17	Sept. 2	LS	Winston Chapman	Waived
April 28	CB	Cordrea Tankersley	Selected in NFL draft - D3, '17	Sept. 2	P	Matt Darr	Waived
April 29	G	Isaac Asiata	Selected in NFL draft - D5a, '17	Sept. 2	QB	Brandon Doughty	Waived
April 29	DT	Davon Godchaux	Selected in NFL draft - D5b, '17	Sept. 2	TE	Thomas Duarte	Waived
April 29	DT	Vincent Taylor	Selected in NFL draft - D6, '17	Sept. 2	G	Isame Faciane	Waived
April 29	WR	Isaiah Ford	Selected in NFL draft - D7, '17	Sept. 2	QB	David Fales	Waived
May 1	T	Ja'Wuan James	Team Exercises Fifth-Year Option	Sept. 2	WR	Trey Griffey	Waived
May 5	LB	Chase Allen	Signed as Undrafted College Free Agent	Sept. 2	S	A.J. Hendy	Waived
May 5	P	Matt Haack	Signed as Undrafted College Free Agent	Sept. 2	T	Sean Hickey	Waived
May 5	CB	Larry Hope	Signed as Undrafted College Free Agent	Sept. 2	CB	Larry Hope	Waived
May 5	WR	Malcolm Lewis	Signed as Undrafted College Free Agent	Sept. 2	RB	Storm Johnson	Waived





## 2017 MIAMI DOLPHINS TRANSACTIONS (as of Jan. 4, 2018)

DATE	POS.	PLAYER/COACH	TRANSACTION	DATE	POS.	PLAYER/COACH	TRANSACTION
Sept. 2	LB	Deon Lacey	Waived	Dec. 4	DE	Jonathan Woodard	Signed to practice squad
Sept. 2	WR	Rashad Lawrence	Waived	Dec. 20	CB	David Rivers III	Released from practice squad
Sept. 2	WR	Malcolm Lewis	Waived	Dec. 20	CB	Taveze Calhoun	Signed to practice squad
Sept. 2	CB	Jordan Lucas	Waived	Dec. 20	TE	Julius Thomas	Placed on Reserve/Injured List
Sept. 2	DE	Cameron Malveaux	Waived	Dec. 20	G/T	Jermon Bushrod	Placed on Reserve/Injured List
Sept. 2	DE	Praise Martin-Oguike	Waived	Dec. 20	TE	Thomas Duarte	Signed to active roster from practice squad
Sept. 2	WR	Mitch Mathews	Waived	Dec. 20	T	Eric Smith	Activated off Reserve/Injured List
Sept. 2	WR	Drew Morgan	Waived	Dec. 21	CB	Tracy Howard	Signed to practice squad
Sept. 2	DT	Lawrence Okoye	Waived	Dec. 28	DT	Vincent Taylor	Placed on Reserve/Injured List
Sept. 2	TE	Chris Pantale	Waived	Dec. 28	WR	Leonte Carroo	Placed on Reserve/Non-Football Injury List
Sept. 2	CB	Lafayette Pitts	Waived	Dec. 28	DT	Gabe Wright	Signed to active roster from practice squad
Sept. 2	DE	Joby Saint Fleur	Waived	Dec. 28	WR	Rashawn Scott	Signed to active roster from practice squad
Sept. 2	RB	De'Veon Smith	Waived	Dec. 29	S	Trae Elston	Acquired from waivers (Buf.)
Sept. 2	WR	Damone'ea Stringellow	Waived	Dec. 29	S	Michael Thomas	Placed on Reserve/Injured List
Sept. 2	LB	Junior Sylvestre	Waived	Jan. 1	CB	Taveze Calhoun	Signed reserve/futures contract
Sept. 2	DE	Julius Warmesley	Waived	Jan. 1	QB	Brandon Doughty	Signed reserve/futures contract
Sept. 2	T	Avery Young	Waived	Jan. 1	T	Sean Hickey	Signed reserve/futures contract
Sept. 3	K	Cody Parkey	Acquired from waivers (Cle.)	Jan. 1	CB	Tracy Howard	Signed reserve/futures contract
Sept. 3	LB	Justin March-Lillard	Acquired from waivers (K.C.)	Jan. 1	WR	Malcolm Lewis	Signed reserve/futures contract
Sept. 3	K	Andrew Franks	Waived	Jan. 1	WR	Drew Morgan	Signed reserve/futures contract
Sept. 3	LB	Trevor Reilly	Waived	Jan. 1	RB	Brandon Radcliff	Signed reserve/futures contract
Sept. 3	QB	Brandon Doughty	Signed to practice squad	Jan. 1	DE	Jonathan Woodard	Signed reserve/futures contract
Sept. 3	TE	Thomas Duarte	Signed to practice squad				
Sept. 3	T	Sean Hickey	Signed to practice squad				
Sept. 3	WR	Malcolm Lewis	Signed to practice squad				
Sept. 3	CB	Jordan Lucas	Signed to practice squad				
Sept. 3	DE	Cameron Malveaux	Signed to practice squad				
Sept. 3	WR	Drew Morgan	Signed to practice squad				
Sept. 3	RB	De'Veon Smith	Signed to practice squad				
Sept. 4	C/G	Ted Larsen	Placed on Reserve/Injured List				
Sept. 4	T	Sam Young	Signed as FA				
Sept. 4	DT	Gabe Wright	Signed to practice squad				
Sept. 4	LB	Trevor Reilly	Signed to practice squad				
Sept. 19	LB	Lawrence Timmons	Placed on Reserve/Suspended by Club List				
Sept. 19	LB	Stephone Anthony	Acquired by Miami in Trade (NO)				
Sept. 26	LB	Lawrence Timmons	Reinstated				
Sept. 26	LB	Justin March-Lillard	Waived				
Oct. 3	T	Eric Smith	Placed on Reserve/Injured List				
Oct. 3	CB/S	Jordan Lucas	Signed to active roster from practice squad				
Oct. 3	WR	Kolby Listenbee	Signed to practice squad				
Oct. 9		Chris Foerster	Resigned				
Oct. 9	LB	Neville Hewitt	Signed to practice squad				
Oct. 9	LB	Trevor Reilly	Released from practice squad				
Oct. 11		Dave DeGuglielmo	Named Senior Offensive Assistant				
Oct. 24	CB	Byron Maxwell	Released				
Oct. 24	QB	David Fales	Signed as FA				
Oct. 31	RB	Jay Ajayi	Traded to Philadelphia				
Oct. 31	WR	Rashawn Scott	Activated off Reserve/Physically Unable to Perform List				
Oct. 31	S	Nate Allen	Placed on Reserve/Injured List				
Oct. 31	C/G	Anthony Steen	Placed on Reserve/Injured List				
Nov. 4	C/G	Ted Larsen	Activated off Reserve/Injured List				
Nov. 8	T	Zach Sterup	Signed off Cleveland's practice squad				
Nov. 11	S	T.J. McDonald	Activated from Reserve/Suspended by Commissioner List				
Nov. 11	T	Ja'Wuan James	Placed on Reserve/Injured List				
Nov. 18	RB	De'Veon Smith	Signed to active roster from practice squad				
Nov. 18	LB	Rey Maualuga	Waived				
Nov. 20	RB	De'Veon Smith	Waived				
Nov. 22	LB	Neville Hewitt	Signed to active roster from practice squad				
Nov. 22	RB	De'Veon Smith	Signed to practice squad				
Nov. 28	DE	William Hayes	Placed on Reserve/Injured List				
Nov. 29	RB	De'Veon Smith	Signed to active roster from practice squad				
Nov. 29	RB	Brandon Radcliff	Signed to practice squad				
Nov. 29	TE	A.J. Derby	Acquired from waivers (Den.)				
Nov. 29	WR	Rashawn Scott	Waived				
Nov. 30	WR	Rashawn Scott	Signed to practice squad				
Dec. 2	DE	Cameron Malveaux	Signed to active roster from practice squad				
Dec. 2	S	Maurice Smith	Placed on Reserve/Non-Football Illness List				
Dec. 3	WR	Kolby Listenbee	Released from practice squad				
Dec. 4	CB	David Rivers III	Signed to practice squad				



## 2017 MIAMI DOLPHINS NUMERICAL ROSTER

(as of Jan. 4, 2018 - visit [media.miamidolphins.com](http://media.miamidolphins.com) for most up-to-date roster)

No.	Name	Pos.	Ht.	Wt.	Birthdate	Exp.	College	Hometown	How Acq.	Date Placed
1	Cody Parkey	K	6-0	190	2/19/92	3	Auburn '14	Jupiter, Fla.	Wai., '17 (Cle.)	
6	Jay Cutler	QB	6-3	231	4/29/83	12	Vanderbilt '06	Santa Claus, Ind.	FA, '17	
8	Matt Moore	QB	6-3	219	8/9/84	11	Oregon State '07	Newhall, Calif.	UFA, '11 (Car.)	
9	David Fales	QB	6-2	213	10/4/90	3	San Jose State '14	Salinas, Calif.	FA, '17	
10	Kenny Stills	WR	6-1	196	4/22/92	5	Oklahoma '13	Carlsbad, Calif.	T, '15 (N.O.)	
11	DeVante Parker	WR	6-3	212	1/20/93	3	Louisville '15	Louisville, Ky.	D1, '15	
14	Jarvis Landry	WR	5-11	208	11/28/92	4	LSU '14	Lutcher, La.	D2, '14	
16	Matt Haack	P	6-0	205	7/25/94	R	Arizona State '17	West Des Moines, Iowa	FA, '17	
19	Jakeem Grant	WR	5-7	169	10/30/92	2	Texas Tech '16	Mesquite, Texas	D6a, '16	
20	Reshad Jones	S	6-1	223	2/25/88	8	Georgia '10	Atlanta, Ga.	D5b, '10	
21	Jordan Lucas	CB/S	6-0	202	8/2/93	2	Penn State '16	New Rochelle, N.Y.	D6b, '16	
22	T.J. McDonald	S	6-2	223	1/26/91	5	USC '13	Fresno, Calif.	UFA, '17 (LAR)	
25	Xavien Howard	CB	6-1	196	7/4/93	2	Baylor '16	Houston, Texas	D2, '16	
26	Damien Williams	RB	5-11	224	4/3/92	4	Oklahoma '14	San Diego, Calif.	FA, '14	
28	Bobby McCain	CB	5-11	192	8/18/93	3	Memphis '15	Oxford, Ala.	D5a, '15	
30	Cordrea Tankersley	CB	6-1	196	11/19/93	R	Clemson '17	Beech Island, S.C.	D3, '17	
32	Kenyan Drake	RB	6-1	211	1/26/94	2	Alabama '16	Powder Springs, Ga.	D3a, '16	
33	Torry McTyer	CB	5-11	184	4/10/95	R	UNLV '17	Los Angeles, Calif.	FA, '17	
34	Seniorise Perry	RB	6-0	210	9/19/91	3	Louisville '14	Summerville, Ga.	FA, '16	
35	Walt Aikens	CB/S	6-1	212	6/19/91	4	Liberty '14	Charlotte, N.C.	D4, '14	
38	De'Veon Smith	RB	5-11	221	11/8/94	R	Michigan '17	Warren, Ohio	FA, '17	
42	Alterraun Verner	CB	5-10	187	12/13/88	8	UCLA '10	Orange, Calif.	FA, '17	
43	Trae Elston	S	6-0	190	2/16/94	1	Mississippi '16	Oxford, Ala.	Wai., '17 (Buf.)	
44	Stephone Anthony	LB	6-3	245	7/28/92	3	Clemson '15	Polkton, N.C.	T, '17 (NO)	
45	Mike Hull	LB	6-0	232	5/25/91	2	Penn State '15	Cononsburg, Pa.	FA, '15	
46	Neville Hewitt	LB	6-2	234	4/6/93	3	Marshall '15	Conyers, Ga.	FA, '15	
47	Kiko Alonso	LB	6-3	233	8/14/90	5	Oregon '13	Los Gatos, Calif.	T, '16 (Phi.)	
48	MarQueis Gray	TE	6-4	263	11/7/89	5	Minnesota '13	Indianapolis, Ind.	FA, '16	
50	Andre Branch	DE	6-5	263	7/14/89	6	Clemson '12	Richmond, Va.	UFA, '16 (Jax.)	
51	Mike Pouncey	C	6-5	298	7/24/89	7	Florida '11	Lakeland, Fla.	D1, '11	
56	Davon Godchaux	DT	6-3	305	11/11/94	R	LSU '17	Plaquemine, La.	D5b, '17	
59	Chase Allen	LB	6-3	250	8/29/93	R	Southern Illinois '17	Belleville, Ill.	FA, '17	
62	Ted Larsen	C/G	6-3	320	6/13/87	8	NC State '10	Palm Harbor, Fla.	UFA, '17 (Chi.)	
64	Jake Brendel	C	6-4	299	9/10/92	2	UCLA '16	Plano, Texas	FA, '16	
67	Laremy Tunsil	T	6-5	318	8/2/94	2	Mississippi '16	Lake City, Fla.	D1, '16	
68	Isaac Asiata	G	6-3	341	12/29/92	R	Utah '17	Spanish Fork, Utah	D5a, '17	
71	Zach Sterup	T	6-9	318	5/14/92	1	Nebraska '15	Hastings, Neb.	FA, '17	
72	Eric Smith	T	6-4	321	9/2/95	R	Virginia '17	Decatur, Ga.	FA, '17	
75	Cameron Malveaux	DE	6-5	276	8/22/94	R	Houston '17	Beaumont, Texas	FA, '17	
77	Jesse Davis	G/T	6-6	321	9/15/91	1	Idaho '16	Asotin, Wash.	FA, '17	
78	Terrence Fede	DE	6-4	267	11/19/91	4	Marist '14	Nyack, N.Y.	D7, '14	
79	Sam Young	T	6-8	306	6/24/87	8	Notre Dame '10	Coral Springs, Fla.	UFA, '16 (Jax.)	
80	Anthony Fasano	TE	6-4	258	4/20/84	12	Notre Dame '06	Verona, N.J.	UFA, '17 (Ten.)	
83	Thomas Duarte	TE	6-2	244	3/30/95	2	UCLA '16	Fullerton, Calif.	D7b, '16	
85	A.J. Derby	TE	6-5	255	9/20/91	4	Arkansas '15	Iowa City, Iowa	Wai., '17 (Den.)	
87	Rashawn Scott	WR	6-0	199	1/29/92	2	Miami (FL) '16	Melbourne, Fla.	FA, '16	
90	Charles Harris	DE	6-3	250	3/6/95	R	Missouri '17	Kansas City, Mo.	D1, '17	
91	Cameron Wake	DE	6-3	263	1/30/82	9	Penn State '05	Hyattsville, Md.	FA, '09	
92	John Denney	LS	6-5	242	12/13/78	13	Brigham Young '05	Thornton, Colo.	FA, '05	
93	Ndamukong Suh	DT	6-4	305	1/6/87	8	Nebraska '10	Portland, Ore.	UFA, '15 (Det.)	
94	Lawrence Timmons	LB	6-1	242	5/14/86	11	Florida State '07	Florence, S.C.	UFA, '17 (Pit.)	
97	Jordan Phillips	DT	6-6	333	9/21/92	3	Oklahoma '15	Wichita, Kan.	D2, '15	
98	Gabe Wright	DT	6-3	305	4/3/92	3	Auburn '15	Columbus, Ga.	FA, '17	
<b>RESERVE/INJURED</b>										
15	Isaiah Ford	WR	6-2	195	2/9/96	R	Virginia Tech '17	Jacksonville, Fla.	D7, '17	8/19/17
17	Ryan Tannehill	QB	6-4	216	7/27/88	6	Texas A&M '12	Big Spring, Texas	D1, '12	8/12/17
29	Nate Allen	S	6-1	214	11/30/87	8	South Florida '10	Cape Coral, Fla.	UFA, '17 (Oak.)	10/31/17
31	Michael Thomas	S	5-11	195	3/17/90	5	Stanford '12	Houston, Texas	FA, '13	12/29/17
36	Tony Lippett	CB	6-3	192	7/2/92	3	Michigan State '15	Detroit, Mich.	D5d, '15	9/2/17
49	Lamin Barrow	LB	6-2	235	11/29/90	4	LSU '14	Marrero, La.	FA, '17	7/31/17
52	Raekwon McMillan	LB	6-2	248	11/17/95	R	Ohio State '17	Hinesville, Ga.	D2, '17	9/2/17
55	Koa Misi	LB	6-3	265	1/17/87	8	Utah '10	Santa Rosa, Calif.	D2, '10	7/25/17
65	Anthony Steen	C/G	6-4	320	5/9/90	2	Alabama '14	Clarksdale, Miss.	FA, '16	10/31/17
70	Ja'Wuan James	T	6-6	307	6/3/92	4	Tennessee '14	Suwanee, Ga.	D1, '14	11/11/17
74	Jermion Bushrod	G/T	6-5	318	8/19/84	11	Towson '07	King George, Va.	FA, '16	12/20/17
89	Julius Thomas	TE	6-5	262	6/27/88	7	Portland State '11	Stockton, Calif.	T, '17 (Jax.)	12/20/17
95	William Hayes	DE	6-3	278	5/2/85	10	Winston-Salem St. '08	High Point, N.C.	T, '17 (LAR)	11/28/17
96	Vincent Taylor	DT	6-3	296	1/5/94	R	Oklahoma State '17	San Antonio, Texas	D6, '17	12/28/17
<b>RESERVE/NON-FOOTBALL INJURY</b>										
88	Leonte Carroo	WR	6-1	215	1/24/94	2	Rutgers '16	Edison, N.J.	D3b, '16	12/28/17
<b>RESERVE/NON-FOOTBALL ILLNESS</b>										
27	Maurice Smith	S	6-0	197	6/14/95	R	Georgia '17	Sugar Land, Texas	FA, '17	12/2/17
<b>RESERVE/FUTURES</b>										
7	Brandon Doughty	QB	6-3	212	10/6/91	1	Western Kentucky '16	Davie, Fla.	D7a, '16	
18	Malcolm Lewis	WR	5-10	194	10/27/93	R	Miami (FL) '17	Miramar, Fla.	FA, '17	
37	Brandon Radcliff	RB	5-9	206	3/18/93	R	Louisville '17	Miami, Fla.	FA, '17	
40	Taveze Calhoun	CB	6-1	188	12/26/92	1	Mississippi State '16	Morton, Miss.	FA, '17	
41	Tracy Howard	CB	5-10	185	4/29/94	2	Miami (FL) '16	Miramar, Fla.	FA, '17	
63	Sean Hickey	T	6-6	306	9/29/91	1	Syracuse '15	Murrysville, Pa.	FA, '17	
76	Jonathan Woodard	DE	6-6	271	9/19/93	1	Central Arkansas '16	Brentwood, Tenn.	FA, '17	
81	Drew Morgan	WR	6-0	187	12/2/94	R	Arkansas '17	Greenwood, Ark.	FA, '17	



## 2017 MIAMI DOLPHINS ALPHABETICAL ROSTER

(as of Jan. 4, 2018 - visit [media.miamidolphins.com](http://media.miamidolphins.com) for most up-to-date roster)

No.	Name	Pos.	Ht.	Wt.	Birthdate	Exp.	College	Hometown	How Acq.	Date Placed
35	Aikens, Walt	CB/S	6-1	212	6/19/91	4	Liberty '14	Charlotte, N.C.	D4, '14	
59	Allen, Chase	LB	6-3	250	8/29/93	R	Southern Illinois '17	Belleville, Ill.	FA, '17	
47	Alonso, Kiko	LB	6-3	233	8/14/90	5	Oregon '13	Los Gatos, Calif.	T, '16 (Phi.)	
44	Anthony, Stephone	LB	6-3	245	7/28/92	3	Clemson '15	Polkton, N.C.	T, '17 (NO)	
68	Asiata, Isaac	G	6-3	341	12/29/92	R	Utah '17	Spanish Fork, Utah	D5a, '17	
50	Branch, Andre	DE	6-5	263	7/14/89	6	Clemson '12	Richmond, Va.	UFA, '16 (Jax.)	
64	Brendel, Jake	C	6-4	299	9/10/92	2	UCLA '16	Plano, Texas	FA, '16	
6	Cutler, Jay	QB	6-3	231	4/29/83	12	Vanderbilt '06	Santa Claus, Ind.	FA, '17	
77	Davis, Jesse	G/T	6-6	321	9/15/91	1	Idaho '16	Asotin, Wash.	FA, '17	
92	Denney, John	LS	6-5	242	12/13/78	13	Brigham Young '05	Thornton, Colo.	FA, '05	
85	Derby, A.J.	TE	6-5	255	9/20/91	4	Arkansas '15	Iowa City, Iowa	Wai., '17 (Den.)	
32	Drake, Kenyan	RB	6-1	211	1/26/94	2	Alabama '16	Powder Springs, Ga.	D3a, '16	
83	Duarte, Thomas	TE	6-2	244	3/30/95	2	UCLA '16	Fullerton, Calif.	D7b, '16	
43	Elston, Trae	S	6-0	190	2/16/94	1	Mississippi '16	Oxford, Ala.	Wai., '17 (Buf.)	
9	Fales, David	QB	6-2	213	10/4/90	3	San Jose State '14	Salinas, Calif.	FA, '17	
80	Fasano, Anthony	TE	6-4	258	4/20/84	12	Notre Dame '06	Verona, N.J.	UFA, '17 (Ten.)	
78	Fede, Terrence	DE	6-4	267	11/19/91	4	Marist '14	Nyack, N.Y.	D7, '14	
56	Godchaux, Davon	DT	6-3	305	11/11/94	R	LSU '17	Plaquemine, La.	D5b, '17	
19	Grant, Jakeem	WR	5-7	169	10/30/92	2	Texas Tech '16	Mesquite, Texas	D6a, '16	
48	Gray, MarQueis	TE	6-4	263	11/7/89	5	Minnesota '13	Indianapolis, Ind.	FA, '16	
16	Haack, Matt	P	6-0	205	7/25/94	R	Arizona State '17	West Des Moines, Iowa	FA, '17	
90	Harris, Charles	DE	6-3	250	3/6/95	R	Missouri '17	Kansas City, Mo.	D1, '17	
46	Hewitt, Neville	LB	6-2	234	4/6/93	3	Marshall '15	Conyers, Ga.	FA, '15	
25	Howard, Xavien	CB	6-1	196	7/4/93	2	Baylor '16	Houston, Texas	D2, '16	
45	Hull, Mike	LB	6-0	232	5/25/91	2	Penn State '15	Cononsburg, Pa.	FA, '15	
20	Jones, Reshad	S	6-1	223	2/25/88	8	Georgia '10	Atlanta, Ga.	D5b, '10	
14	Landry, Jarvis	WR	5-11	208	11/28/92	4	LSU '14	Lutcher, La.	D2, '14	
62	Larsen, Ted	C/G	6-3	320	6/13/87	8	NC State '10	Palm Harbor, Fla.	UFA, '17 (Chi.)	
21	Lucas, Jordan	CB/S	6-0	202	8/2/93	2	Penn State '16	New Rochelle, N.Y.	D6b, '16	
75	Malveaux, Cameron	DE	6-5	276	8/22/94	R	Houston '17	Beaumont, Texas	FA, '17	
28	McCain, Bobby	CB	5-11	192	8/18/93	3	Memphis '15	Oxford, Ala.	D5a, '15	
22	McDonald, T.J.	S	6-2	223	1/26/91	5	USC '13	Fresno, Calif.	UFA, '17 (LAR)	
33	McTyer, Torry	CB	5-11	184	4/10/95	R	UNLV '17	Los Angeles, Calif.	FA, '17	
8	Moore, Matt	QB	6-3	219	8/9/84	11	Oregon State '07	Newhall, Calif.	UFA, '11 (Car.)	
11	Parker, DeVante	WR	6-3	212	1/20/93	3	Louisville '15	Louisville, Ky.	D1, '15	
1	Parkey, Cody	K	6-0	190	2/19/92	3	Auburn '14	Jupiter, Fla.	Wai., '17 (Cle.)	
34	Perry, Senorise	RB	6-0	210	9/19/91	3	Louisville '14	Summerville, Ga.	FA, '16	
97	Phillips, Jordan	DT	6-6	333	9/21/92	3	Oklahoma '15	Wichita, Kan.	D2, '15	
51	Pouncey, Mike	C	6-5	298	7/24/89	7	Florida '11	Lakeland, Fla.	D1, '11	
87	Scott, Rashawn	WR	6-0	199	1/29/92	2	Miami (FL) '16	Melbourne, Fla.	FA, '16	
38	Smith, De'Veon	RB	5-11	221	11/8/94	R	Michigan '17	Warren, Ohio	FA, '17	
72	Smith, Eric	T	6-4	321	9/2/95	R	Virginia '17	Decatur, Ga.	FA, '17	
71	Sterup, Zach	T	6-9	318	5/14/92	1	Nebraska '15	Hastings, Neb.	FA, '17	
10	Stills, Kenny	WR	6-1	196	4/22/92	5	Oklahoma '13	Carlsbad, Calif.	T, '15 (N.O.)	
93	Suh, Ndamukong	DT	6-4	305	1/6/87	8	Nebraska '10	Portland, Ore.	UFA, '15 (Det.)	
30	Tankersley, Cordrea	CB	6-1	196	11/19/93	R	Clemson '17	Beech Island, S.C.	D3, '17	
94	Timmons, Lawrence	LB	6-1	242	5/14/86	11	Florida State '07	Florence, S.C.	UFA, '17 (Pit.)	
67	Tunsil, Laremy	T	6-5	318	8/2/94	2	Mississippi '16	Lake City, Fla.	D1, '16	
42	Verner, Alterraun	CB	5-10	187	12/13/88	8	UCLA '10	Orange, Calif.	FA, '17	
91	Wake, Cameron	DE	6-3	263	1/30/82	9	Penn State '05	Hyattsville, Md.	FA, '09	
26	Williams, Damien	RB	5-11	224	4/3/92	4	Oklahoma '14	San Diego, Calif.	FA, '14	
98	Wright, Gabe	DT	6-3	305	4/3/92	3	Auburn '15	Columbus, Ga.	FA, '17	
79	Young, Sam	T	6-8	306	6/24/87	8	Notre Dame '10	Coral Springs, Fla.	UFA, '16 (Jax.)	
<b>RESERVE/INJURED</b>										
29	Allen, Nate	S	6-1	214	11/30/87	8	South Florida '10	Cape Coral, Fla.	UFA, '17 (Oak.)	10/31/17
49	Barrow, Lamin	LB	6-2	235	11/29/90	4	LSU '14	Marrero, La.	FA, '17	7/31/17
74	Bushrod, Jermon	G/T	6-5	318	8/19/84	11	Towson '07	King George, Va.	FA, '16	12/20/17
15	Ford, Isaiah	WR	6-2	195	2/9/96	R	Virginia Tech '17	Jacksonville, Fla.	D7, '17	8/19/17
95	Hayes, William	DE	6-3	278	5/2/85	10	Winston-Salem St. '08	High Point, N.C.	T, '17 (LAR)	11/28/17
70	James, Ja'Wuan	T	6-6	307	6/3/92	4	Tennessee '14	Suwanee, Ga.	D1, '14	11/11/17
36	Lippett, Tony	CB	6-3	192	7/2/92	3	Michigan State '15	Detroit, Mich.	D5d, '15	9/2/17
52	McMillan, Raekwon	LB	6-2	248	11/17/95	R	Ohio State '17	Hinesville, Ga.	D2, '17	9/2/17
55	Misi, Koa	LB	6-3	265	1/17/87	8	Utah '10	Santa Rosa, Calif.	D2, '10	7/25/17
65	Steen, Anthony	C/G	6-4	320	5/9/90	2	Alabama '14	Clarksdale, Miss.	FA, '16	10/31/17
17	Tannehill, Ryan	QB	6-4	216	7/27/88	6	Texas A&M '12	Big Spring, Texas	D1, '12	8/12/17
96	Taylor, Vincent	DT	6-3	296	1/5/94	R	Oklahoma State '17	San Antonio, Texas	D6, '17	12/28/17
89	Thomas, Julius	TE	6-5	262	6/27/88	7	Portland State '11	Stockton, Calif.	T, '17 (Jax.)	12/20/17
31	Thomas, Michael	S	5-11	195	3/17/90	5	Stanford '12	Houston, Texas	FA, '13	12/29/17
<b>RESERVE/NON-FOOTBALL INJURY</b>										
88	Carroo, Leonte	WR	6-1	215	1/24/94	2	Rutgers '16	Edison, N.J.	D3b, '16	12/28/17
<b>RESERVE/NON-FOOTBALL ILLNESS</b>										
27	Smith, Maurice	S	6-0	197	6/14/95	R	Georgia '17	Sugar Land, Texas	FA, '17	12/2/17
<b>RESERVE/FUTURES</b>										
40	Calhoun, Taveze	CB	6-1	188	12/26/92	1	Mississippi State '16	Morton, Miss.	FA, '17	
7	Doughty, Brandon	QB	6-3	212	10/6/91	1	Western Kentucky '16	Davie, Fla.	D7a, '16	
63	Hickey, Sean	T	6-6	306	9/29/91	1	Syracuse '15	Murrysville, Pa.	FA, '17	
41	Howard, Tracy	CB	5-10	185	4/29/94	2	Miami (FL) '16	Miramar, Fla.	FA, '17	
18	Lewis, Malcolm	WR	5-10	194	10/27/93	R	Miami (FL) '17	Miramar, Fla.	FA, '17	
81	Morgan, Drew	WR	6-0	187	12/2/94	R	Arkansas '17	Greenwood, Ark.	FA, '17	
37	Radcliff, Brandon	RB	5-9	206	3/18/93	R	Louisville '17	Miami, Fla.	FA, '17	
76	Woodard, Jonathan	DE	6-6	271	9/19/93	1	Central Arkansas '16	Brentwood, Tenn.	FA, '17	





## 2017 MIAMI DOLPHINS POSITIONAL ROSTER / PRONUNCIATIONS (as of Jan. 4, 2018)

### OFFENSE (25)

QUARTERBACKS (3)						
NO	NAME	POS	HT	WT	DOB	EXP
6	Cutler, Jay	QB	6-3	231	4/29/83	12
8	Moore, Matt	QB	6-3	219	8/9/84	11
9	Fales, David	QB	6-2	213	10/4/90	3

RUNNING BACKS (4)						
NO	NAME	POS	HT	WT	DOB	EXP
26	Williams, Damien	RB	5-11	224	4/3/92	4
32	Drake, Kenyan	RB	6-1	211	1/26/94	2
34	Perry, Seniorise	RB	6-0	210	9/19/91	3
38	Smith, De'Veon	RB	5-11	221	11/8/94	R

WIDE RECEIVERS (5)						
NO	NAME	POS	HT	WT	DOB	EXP
10	Stills, Kenny	WR	6-1	196	4/22/92	5
11	Parker, DeVante	WR	6-3	212	1/20/93	3
14	Landry, Jarvis	WR	5-11	208	11/28/92	4
19	Grant, Jakeem	WR	5-7	169	10/30/92	2
87	Scott, Rashawn	WR	6-0	199	1/29/92	2

TIGHT ENDS (4)						
NO	NAME	POS	HT	WT	DOB	EXP
48	Gray, MarQueis	TE	6-4	263	11/7/89	5
80	Fasano, Anthony	TE	6-4	258	4/20/84	12
83	Duarte, Thomas	TE	6-2	244	3/30/95	2
85	Derby, A.J.	TE	6-5	255	9/20/91	4

OFFENSIVE LINEMEN (9)						
NO	NAME	POS	HT	WT	DOB	EXP
51	Pouncey, Mike	C	6-5	298	7/24/89	7
62	Larsen, Ted	C/G	6-3	320	6/13/87	8
64	Brendel, Jake	C	6-4	299	9/10/92	2
67	Tunsil, Laremy	T	6-5	318	8/2/94	2
68	Asiata, Isaac	G	6-3	341	12/29/92	R
71	Sterup, Zach	T	6-9	318	5/14/92	1
72	Smith, Eric	T	6-4	321	9/2/95	R
77	Davis, Jesse	G/T	6-6	321	9/15/91	1
79	Young, Sam	T	6-8	306	6/24/87	8

### SPECIALISTS (3)

NO	NAME	POS	HT	WT	DOB	EXP
1	Parkey, Cody	K	6-0	190	2/19/92	3
16	Haack, Matt	P	6-0	205	7/25/94	R
92	Denney, John	LS	6-5	242	12/13/78	13

### RESERVE/INJURED (14)

NO	NAME	POS	HT	WT	DOB	EXP
15	Ford, Isaiah	WR	6-2	195	2/9/96	R
17	Tannehill, Ryan	QB	6-4	216	7/27/88	6
29	Allen, Nate	S	6-1	214	11/30/87	8
31	Thomas, Michael	S	5-11	195	3/17/90	5
36	Lippett, Tony	CB	6-3	192	7/2/92	3
49	Barrow, Lamin	LB	6-2	235	11/29/90	4
52	McMillan, Raekwon	LB	6-2	248	11/17/95	R
55	Misi, Koa	LB	6-3	265	1/17/87	8
65	Steen, Anthony	C/G	6-4	320	5/9/90	2
70	James, Ja'Wuan	T	6-6	307	6/3/92	4
74	Bushrod, Jermon	G/T	6-5	318	8/19/84	11
89	Thomas, Julius	TE	6-5	262	6/27/88	7
95	Hayes, William	DE	6-3	278	5/2/85	10
96	Taylor, Vincent	DT	6-3	296	1/5/94	R

### DEFENSE (25)

DEFENSIVE LINEMEN (9)						
NO	NAME	POS	HT	WT	DOB	EXP
50	Branch, Andre	DE	6-5	263	7/14/89	6
56	Godchaux, Davon	DT	6-3	305	11/11/94	R
75	Malveaux, Cameron	DE	6-5	276	8/22/94	R
78	Fede, Terrence	DE	6-4	267	11/19/91	4
90	Harris, Charles	DE	6-3	250	3/6/95	R
91	Wake, Cameron	DE	6-3	263	1/30/82	9
93	Suh, Ndamukong	DT	6-4	305	1/6/87	8
97	Phillips, Jordan	DT	6-6	333	9/21/92	3
98	Wright, Gabe	DT	6-3	305	4/3/92	3

LINEBACKERS (6)						
NO	NAME	POS	HT	WT	DOB	EXP
44	Anthony, Stephone	LB	6-3	245	7/28/92	3
45	Hull, Mike	LB	6-0	232	5/25/91	2
46	Hewitt, Neville	LB	6-2	234	4/6/93	3
47	Alonso, Kiko	LB	6-3	233	8/14/90	5
59	Allen, Chase	LB	6-3	250	8/29/93	R
94	Timmons, Lawrence	LB	6-1	242	5/14/86	11

DEFENSIVE BACKS (10)						
NO	NAME	POS	HT	WT	DOB	EXP
20	Jones, Reshad	S	6-1	223	2/25/88	8
21	Lucas, Jordan	CB/S	6-0	202	8/2/93	2
22	McDonald, T.J.	S	6-2	223	1/26/91	5
25	Howard, Xavien	CB	6-1	196	7/4/93	2
28	McCain, Bobby	CB	5-11	192	8/18/93	3
30	Tankersley, Cordrea	CB	6-1	196	11/19/93	R
33	McTyer, Torry	CB	5-11	184	4/10/95	R
35	Aikens, Walt	CB/S	6-1	212	6/19/91	4
42	Verner, Alterraun	CB	5-10	187	12/13/88	8
43	Elston, Trae	S	6-0	190	2/16/94	1

### RESERVE/FUTURES (8)

NO	NAME	POS	HT	WT	DOB	EXP
7	Doughty, Brandon	QB	6-3	212	10/6/91	1
18	Lewis, Malcolm	WR	5-10	194	10/27/93	R
37	Radcliff, Brandon	RB	5-9	206	3/18/93	R
40	Calhoun, Taveze	CB	6-1	188	12/26/92	1
41	Howard, Tracy	CB	5-10	185	4/29/94	2
63	Hickey, Sean	T	6-6	306	9/29/91	1
76	Woodard, Jonathan	DE	6-6	271	9/19/93	1
81	Morgan, Drew	WR	6-0	187	12/2/94	R

### RESERVE/NON-FOOTBALL INJURY (1)

NO	NAME	POS	HT	WT	DOB	EXP
88	Carroo, Leonte	WR	6-1	215	1/24/94	2

### RESERVE/NON-FOOTBALL ILLNESS (1)

NO	NAME	POS	HT	WT	DOB	EXP
27	Smith, Maurice	S	6-0	197	6/14/95	R

## PRONUNCIATION GUIDE

PLAYER	PHONETICALLY	PLAYER	PHONETICALLY	COACH/STAFF	PHONETICALLY
LB Stephone Anthony	steh-FAHN	CB Xavien Howard	EX-ay-vee-n	Lou Anarumo	aann-UH-room-OH
G Isaac Asiata	Ah-see-ah-ta	DE Cameron Malveaux	Mal-VOH	Joe Ciminio	Chu-MEAN-oh
WR Leonte Carroo	LEON-tay Cuh-ROO	RB Seniorise Perry	Suh-norris	Dave DeGuglielmo	day-GHOUL-yell-mo
TE Thomas Duarte	DOO-art-ee	C Mike Pouncey	POUNCE-ee	Josh Grizzard	Grizz-ARD
QB David Fales	Rhymes with NAILS	T Zach Sterup	STIR-up	Naohisa Inoue	Now-HE-Sa, IN-ew-way
DE Terrence Fede	Fuh-DAY	DT Ndamukong Suh	En-dom-ah-ken Soo	Daronte Jones	DUH-rawn-tay
DT Davon Godchaux	Duh-VAHN GOD-chaw	CB Cordrea Tankersley	cohr-DRAY	Chris Kuper	KOO-pehr
TE MarQueis Gray	Mar-KWEES	G/T Laremy Tunsil	LAIR-uh-mee TUHN-suhl	Marwan Maalouf	mah-LOOF
P Matt Haack	HAWK	CB Alterraun Verner	AL-ter-on	Dave Puloka	Puh-LOH-kuh



## 2017 MIAMI DOLPHINS - HOW THEY WERE ACQUIRED (as of Jan. 4, 2018)

	DRAFT (18)	TRADES (3)	WAIVERS (3)	FREE AGENTS (29)
2005				LS John Denney
2009				DE Cameron Wake
2010	S Reshad Jones (5b)			
2011	C Mike Pouncey (1)			QB Matt Moore (Car.)
2012				
2013				
2014	WR Jarvis Landry (2) CB/S Walt Aikens (4) DE Terrence Fede (7)			RB Damien Williams
2015	WR DeVante Parker (1) DT Jordan Phillips (2) CB Bobby McCain (5a)	WR Kenny Stills (N.O.)		LB Neville Hewitt LB Mike Hull DT Ndamukong Suh (Det.)
2016	T Laremy Tunsil (1) CB Xavien Howard (2) RB Kenyan Drake (3a) WR Jakeem Grant (6a) CB/S Jordan Lucas (6b) TE Thomas Duarte (7b)	LB Kiko Alonso (Phi.)		DE Andre Branch (Jax.) C Jake Brendel TE MarQueis Gray RB Seniorise Perry WR Rashawn Scott T Sam Young
2017	DE Charles Harris (1) CB Cordrea Tankersley (3) G Isaac Asiata (5a) DT Davon Godchaux (5b)	LB Stephone Anthony (NO)	TE A.J. Derby (Den.) K Cody Parkey (Cle.) S Trae Elston (Buf.)	LB Chase Allen QB Jay Cutler G/T Jesse Davis QB David Fales TE Anthony Fasano (Ten.) P Matt Haack C/G Ted Larsen (Chi.) DE Cameron Malveaux S T.J. McDonald (LAR) CB Torrey McTyer RB De'Veon Smith T Eric Smith T Zach Sterup LB Lawrence Timmons (Pit.) CB Alterraun Verner DT Gabe Wright



## 2017 GAME RECAPS

### WEEK 2

SEPT. 17, 2017 | CARSON, CALIF.  
STUBHUB CENTER  
ATTENDANCE: 25,381 | TV: CBS

### SCORING SUMMARY

MIAMI 19

L.A. CHARGERS 17

	1	2	3	4	F
Miami	3	0	10	6	19
L.A. Chargers	0	10	7	0	17

In their long-awaited season debut, the Dolphins pulled off a remarkable fourth-quarter victory.

Cody Parkey's fourth field goal of the game, a 54-yarder with 1:05 remaining, gave the Dolphins a 19-17 victory against the Los Angeles Chargers at StubHub Center. Parkey, claimed off waivers from Cleveland on Sept. 3, improved to 6-for-6 in his career on field goals of 50 yards or longer.

The Dolphins clinched the victory on defense when Younghoe Koo missed a 44-yard field goal attempt with five seconds left.

Parkey's winning kick capped a 15-yard scoring drive after the Dolphins defense made a stop and Jakeem Grant had a 14-yard punt return. Jay Ajayi, who picked up where he left off last season by rushing for over 100 yards, started the drive with a 10-yard run.

Parkey earlier kicked field goals of 30, 28 and 35 yards, and Jay Cutler threw a 29-yard touchdown pass to Kenny Stills in his first game in a Dolphins uniform.

Antonio Gates for the Chargers on a 17-yard touchdown pass, which helped him set an NFL record for tight ends with his 112th career touchdown. Melvin Gordon scored on a 1-yard run and Younghoe Koo kicked a field goal in the first half.

Both offenses picked up considerably in the second half, starting with the Dolphins taking the opening drive 75 yards for the Stills touchdown that tied the score 10-10.

The drive began with an 11-yard pass to Landry and ended when Cutler rolled right and threw on the move to Stills, who beat linebacker Jatavis Brown in the end zone.

### SCORING DRIVES

TEAM	QTR	TIME	PLAY (EXTRA POINT) (DRIVE INFO)	MIA	LAC
Dolphins	1	7:07	C.Parkey 30 yd. Field Goal (13-70, 6:18)	3	0
Chargers	2	13:41	Y.Koo 41 yd. Field Goal (6-23, 2:36)	3	3
Chargers	2	5:01	M.Gordon 1 yd. run (Y.Koo kick) (7-70, 3:57)	3	10
Dolphins	3	12:07	K.Stills 29 yd. pass from J.Cutler (C.Parkey kick) (7-75, 2:53)	10	10
Chargers	3	8:18	A.Gates 7 yd. pass from P.Rivers (Y.Koo kick) (8-77, 3:49)	10	17
Dolphins	3	2:43	C.Parkey 28 yd. Field Goal (12-67, 5:35)	13	17
Dolphins	4	6:28	C.Parkey 35 yd. Field Goal (14-64, 7:05)	16	17
Dolphins	4	1:05	C.Parkey 54 yd. Field Goal (5-15, 1:57)	19	17

## GAME STATISTICS

#### RUSHING (Att-Yds-TD):

Miami: J. Ajayi 28-122, J. Cutler 2-(-1), K. Drake 1-(-3), J. Landry 1-(-7).  
L.A. Chargers: B. Oliver 3-31, M. Gordon 9-13-1, D. Watt 1-0, P. Rivers 1-0.

#### PASSING (A-C-Y-TD-I):

Miami: J. Cutler 33-24-230-1-0, J. Landry 1-0-0-0-0.  
L.A. Chargers: P. Rivers 39-31-331-1-0.

#### RECEIVING (Rec-Yds-TD):

Miami: J. Landry 13-78, D. Parker 4-85, J. Thomas 3-26, K. Stills 2-37-1, J. Ajayi 2-4.  
L.A. Chargers: K. Allen 9-100, H. Henry 7-80, M. Gordon 7-65, Ty. Williams 4-54, A. Gates 2-11-1, T. Benjamin 1-11, S. McGrath 1-10.

#### SACKS (Sk-Yds):

Miami: W. Hayes 1-8.  
L.A. Chargers: M. Ingram 1-5, C. McCain 1-0.

#### INTERCEPTIONS (Int-Yds):

Miami: None  
L.A. Chargers: None

#### FORCED FUMBLES:

Miami: None.  
L.A. Chargers: None.

#### FUMBLE RECOVERIES (No-Yds):

Miami: None.  
L.A. Chargers: None.

#### TEAM STATS

	MIA	LAC
<b>First Downs</b>	<b>21</b>	<b>24</b>
Rushing	6	3
Passing	13	19
Penalty	2	2
<b>3rd-Down Efficiency</b>	<b>5 for 13</b>	<b>2 for 8</b>
<b>4th-Down Efficiency</b>	<b>0 for 1</b>	<b>0 for 0</b>
<b>Total Net Yards</b>	<b>336</b>	<b>367</b>
<b>Total Net Plays</b>	<b>68</b>	<b>54</b>
Average Gain	4.9	6.8
<b>Net Yards Rushing</b>	<b>111</b>	<b>44</b>
Rushes	32	14
Yards per Rush	3.5	3.1
<b>Net Yards Passing</b>	<b>225</b>	<b>323</b>
Completed - Attempted	24-34	31-39
Yards per Pass Play	6.3	8.1
Sacked - Yards Lost	2-5	1-8
Had Intercepted	0	0
<b>Punts - Average</b>	<b>3-130-43.3</b>	<b>4-170-42.5</b>
<b>Return Yardage</b>	<b>92</b>	<b>89</b>
Punts - Return Yards	3-21	1-23
Kickoffs - Return Yards	3-71	4-66
Interceptions - Return Yards	0-0	0-0
<b>Penalties - Yards</b>	<b>5-23</b>	<b>6-56</b>
<b>Fumbles - Lost</b>	<b>0-0</b>	<b>0-0</b>
<b>Red-Zone Efficiency</b>	<b>0 for 3</b>	<b>2 for 3</b>
<b>Goal-to-Go Efficiency</b>	<b>0 for 2</b>	<b>2 for 2</b>
<b>Time of Possession</b>	<b>33:22</b>	<b>26:38</b>





## 2017 GAME RECAPS

### WEEK 3

SEPT. 24, 2017 | EAST RUTHERFORD, N.J.  
METLIFE STADIUM  
ATTENDANCE: 77,562 | TV: CBS

### SCORING SUMMARY

	1	2	3	4	F
Miami	0	0	0	6	6
N.Y. Jets	0	10	10	0	20

MIAMI 6

N.Y. JETS 20

The Dolphins said all week they were expecting a tough battle from the New York Jets regardless of what happened in the first two weeks of the NFL regular season, but they weren't expecting such a difficult afternoon at MetLife Stadium.

Veteran quarterback Josh McCown threw a 69-yard pass to Robby Anderson late in the first half and the Jets defense stifled the Dolphins in a 20-6 victory Sunday afternoon.

The Dolphins, coming off a thrilling 2-point victory against the Los Angeles Chargers in their delayed season opener, were one play away from being shut out for the first time since Dec. 22, 2013. DeVante Parker scored on a 3-yard touchdown pass from Jay Cutler on the final play of the game before Cody Parkey missed the extra point, perhaps a fitting ending for this disappointing afternoon.

The Dolphins did not take a snap inside the Jets 45-yard line until the fourth quarter, which is also the only time they converted a third-down situation. The Dolphins were 0-for-3 in fourth-down conversions, including a pass by Matt Haack on a fake punt that resulted in an interception by safety Terrence Brooks.

Another fourth-down attempt came from the Jets 21-yard line early in the fourth quarter with the Dolphins trailing 20-0. The Dolphins reached the Jets 29-yard line later in the fourth quarter, but that drive ended with Brooks' second interception of the game.

Jay Ajayi, who rushed for 122 yards against the Chargers, was held to 16 yards on 11 carries.

The Dolphins defense started off strong, with Cameron Wake and Andre Branch each getting a sack in the first quarter, but the Jets started moving the ball effectively in the second quarter. The Dolphins also lost two defensive backs to injury when Byron Maxwell (eye) and Nate Allen (hamstring) left the game.

Maxwell returned and forced a turnover when he knocked the ball loose from running back Elijah McGuire and linebacker Mike Hull recovered the fumble.

### SCORING DRIVES

TEAM	QTR	TIME	PLAY (EXTRA POINT) (DRIVE INFO)	MIA	NYJ
Jets	2	7:17	C.Catanzaro 40 yd. Field Goal (9-41, 5:42)	0	3
Jets	2	1:42	R.Anderson 69 yd. pass from J.McCown (C.Catanzaro kick) (3-71, 0:40)	0	10
Jets	3	9:48	B.Powell 1 yd. run (C.Catanzaro kick) (7-49, 4:06)	0	17
Jets	3	1:35	C.Catanzaro 22 yd. Field Goal (13-45, 6:58)	0	20
Dolphins	4	0:00	D.Parker 3 yd. pass from J.Cutler (kick failed, wl) (8-80, 2:15)	6	20

## GAME STATISTICS

#### RUSHING (Att-Yds-TD):

Miami: J. Ajayi 11-16, J. Cutler 1-9, D. Williams 2-5, K. Drake 1-0.  
N.Y. Jets: B. Powell 15-37-1, E. McGuire 7-34, M. Forte 8-25, J. McCown 4-7.

#### PASSING (A-C-Y-TD-I):

Miami: J. Cutler 44-26-220-1-1, M. Haack 1-0-0-0-0.  
N.Y. Jets: J. McCown 23-18-249-1-0.

#### RECEIVING (Rec-Yds-TD):

Miami: D. Parker 8-76-1, J. Landry 6-48, K. Stills 4-51, J. Thomas 3-16, J. Ajayi 2-9, J. Grant 1-12, D. Williams 1-6, K. Drake 1-2.  
N.Y. Jets: J. Kerley 5-42, A. Seferian-Jenkins 5-31, R. Anderson 3-95-1, J. Kearse 3-42, A. Stewart 1-24, L. Thomas 1-15.

#### SACKS (Sk-Yds):

Miami: C. Wake 1-11, A. Branch 1-5.  
N.Y. Jets: B. Skrine 1-12, Ja. Adams 1-10, D. Bass 1-3.

#### INTERCEPTIONS (Int-Yds):

Miami: None  
N.Y. Jets: T. Brooks 2-13.

#### FORCED FUMBLES:

Miami: B. Maxwell 1, N. Suh 1.  
N.Y. Jets: None.

#### FUMBLE RECOVERIES (No-Yds):

Miami: M. Hull 1-0.  
N.Y. Jets: None.

#### TEAM STATS

	MIA	NYJ
<b>First Downs</b>	<b>16</b>	<b>16</b>
Rushing	0	4
Passing	12	9
Penalty	4	3
<b>3rd-Down Efficiency</b>	<b>1 for 12</b>	<b>4 for 13</b>
<b>4th-Down Efficiency</b>	<b>0 for 3</b>	<b>0 for 0</b>
<b>Total Net Yards</b>	<b>225</b>	<b>336</b>
<b>Total Net Plays</b>	<b>63</b>	<b>59</b>
Average Gain	3.6	5.7
<b>Net Yards Rushing</b>	<b>30</b>	<b>103</b>
Rushes	15	34
Yards per Rush	2.0	3.0
<b>Net Yards Passing</b>	<b>195</b>	<b>233</b>
Completed - Attempted	26-45	18-23
Yards per Pass Play	4.1	9.3
Sacked - Yards Lost	3-25	2-16
Had Intercepted	2	0
<b>Punts - Average</b>	<b>7-333-47.6</b>	<b>5-243-48.6</b>
<b>Return Yardage</b>	<b>28</b>	<b>44</b>
Punts - Return Yards	2-13	4-31
Kickoffs - Return Yards	1-15	0-0
Interceptions - Return Yards	0-0	2-13
<b>Penalties - Yards</b>	<b>8-51</b>	<b>10-94</b>
<b>Fumbles - Lost</b>	<b>1-0</b>	<b>3-1</b>
<b>Red-Zone Efficiency</b>	<b>1 for 1</b>	<b>1 for 2</b>
<b>Goal-to-Go Efficiency</b>	<b>1 for 1</b>	<b>1 for 2</b>
<b>Time of Possession</b>	<b>23:52</b>	<b>36:08</b>



## 2017 GAME RECAPS

### WEEK 4

OCT. 1, 2017 | LONDON, ENGLAND  
WEMBLEY STADIUM  
ATTENDANCE: 84,423 | TV: FOX

### SCORING SUMMARY

**NEW ORLEANS 20**

**MIAMI 0**

	1	2	3	4	F
New Orleans	0	3	7	10	20
Miami	0	0	0	0	0

A promising first drive had a disappointing ending for the Dolphins, and things didn't get better after that in London.

The Dolphins offense could get little going after an end zone interception on that first drive and the result was a 20-0 loss against the New Orleans Saints at Wembley Stadium.

Drew Brees threw touchdown passes to wide receiver Michael Thomas — not to be confused with Dolphins safety Michael Thomas — and running back Alvin Kamara, and Will Lutz kicked two field goals for the Saints.

The Dolphins drove 81 yards on the opening drive of the game and had a first-and-goal after a 22-yard completion from Jay Cutler to tight end Julius Thomas on third-and-7. But on first down from the Saints 4-yard line, cornerback Ken Crawley picked off Cutler when he attempted a fade pass to Thomas, who was lined up wide to the right.

The Dolphins had only one other promising drive, but that one ended with a questionable offensive pass interference call on Kenny Stills when Cutler had hit Jarvis Landry for a first down inside the New Orleans 40-yard line.

The Dolphins suffered their first shutout loss since December 2013 when they dropped a 19-0 decision against the Buffalo Bills.

The defense held New Orleans off the scoreboard until the final play of the first half when Lutz hit a 43-yard field goal. The Saints began the drive at midfield with 1:10 left after the Dolphins' previous was derailed by back-to-back penalties that created a first-and-26 from their 6-yard line.

Defensive end Cameron Wake had his second sack in two games in the fourth quarter, but Kamara scored on a 12-yard shovel pass on third-and-goal on the very next play.

New Orleans increased its lead to 10-0 when it took the second-half kickoff and marched 77 yards for a touchdown. The drive was kept alive when defensive tackle Davon Godchaux was flagged for a defensive holding on a third-and-1 where safety Reshad Jones dropped running back Mark Ingram in the backfield for a loss. There also was a fourth-and-inches conversion by Brees on a sneak when the spot barely was good enough for a first down.

The Saints made it 13-0 early in the fourth quarter when Lutz kicked a 45-yard field goal.

The Dolphins, meanwhile, did not take an offensive snap beyond their 40-yard line the second half until the final minutes.

### SCORING DRIVES

TEAM	QTR	TIME	PLAY (EXTRA POINT) (DRIVE INFO)	NO	MIA
Saints	2	0:00	W.Lutz 43 yd. Field Goal (8-25, 1:10)	3	0
Saints	3	9:01	M.Thomas 3 yd. pass from D.Brees (W.Lutz kick) (11-77, 5:59)	10	0
Saints	4	12:32	W.Lutz 45 yd. Field Goal (12-34, 6:37)	13	0
Saints	4	3:57	A.Kamara 12 yd. pass from D.Brees (W.Lutz kick) (11-87, 5:41)	20	0

## GAME STATISTICS

#### RUSHING (Att-Yds-TD):

New Orleans: M. Ingram 14-45, A. Kamara 5-25, T. Ginn 1-9, A. Peterson 4-4, D. Brees 4-3.

Miami: J. Ajayi 12-46, K. Drake 1-6, J. Cutler 1-5, D. Williams 1-1.

#### PASSING (A-C-Y-TD-I):

New Orleans: D. Brees 41-29-268-2-0.

Miami: J. Cutler 28-20-164-0-1.

#### RECEIVING (Rec-Yds-TD):

New Orleans: A. Kamara 10-71-1, M. Thomas 8-89-1, M. Ingram 4-17, T. Ginn 2-25, C. Fleener 2-21, B. Coleman 1-31, M. Hoomanawanui 1-13, T. Lewis 1-1.

Miami: D. Parker 6-89, J. Landry 6-40, K. Stills 3-13, J. Thomas 2-29, K. Drake 2-5, J. Ajayi 1-8.

#### SACKS (Sk-Yds):

New Orleans: R. Bush 1-12, C. Jordan 1-10, A. Klein 1-8, D. Onyemata 1-6.

Miami: C. Wake 1-7.

#### INTERCEPTIONS (Int-Yds):

New Orleans: K. Crawley 1-0.

Miami: None.

#### FORCED FUMBLES:

New Orleans: C. Jordan 1, M. Lattimore 1.

Miami: None.

#### FUMBLE RECOVERIES (No-Yds):

New Orleans: None.

Miami: None.

#### TEAM STATS

	NO	MIA
<b>First Downs</b>	<b>22</b>	<b>11</b>
Rushing	4	3
Passing	16	7
Penalty	2	1
<b>3rd-Down Efficiency</b>	<b>6 for 13</b>	<b>1 for 8</b>
<b>4th-Down Efficiency</b>	<b>1 for 2</b>	<b>0 for 1</b>
<b>Total Net Yards</b>	<b>347</b>	<b>186</b>
<b>Total Net Plays</b>	<b>70</b>	<b>47</b>
Average Gain	5.0	4.0
<b>Net Yards Rushing</b>	<b>86</b>	<b>58</b>
Rushes	28	15
Yards per Rush	3.1	3.9
<b>Net Yards Passing</b>	<b>261</b>	<b>128</b>
Completed - Attempted	29-41	20-28
Yards per Pass Play	6.2	4.0
Sacked - Yards Lost	1-7	4-36
Had Intercepted	0	1
<b>Punts - Average</b>	<b>3-141-47.0</b>	<b>6-263-43.8</b>
<b>Return Yardage</b>	<b>49</b>	<b>54</b>
Punts - Return Yards	3-26	2-9
Kickoffs - Return Yards	1-23	2-45
Interceptions - Return Yards	1-0	0-0
<b>Penalties - Yards</b>	<b>8-71</b>	<b>11-90</b>
<b>Fumbles - Lost</b>	<b>2-0</b>	<b>2-0</b>
<b>Red-Zone Efficiency</b>	<b>2 for 4</b>	<b>0 for 1</b>
<b>Goal-to-Go Efficiency</b>	<b>2 for 2</b>	<b>0 for 1</b>
<b>Time of Possession</b>	<b>34:28</b>	<b>25:32</b>



## 2017 GAME RECAPS

### WEEK 5

OCT. 8, 2017 | MIAMI GARDENS, FLA.  
HARD ROCK STADIUM  
ATTENDANCE: 65,135 | TV: CBS

### SCORING SUMMARY

**TENNESSEE 10**

**MIAMI 16**

	1	2	3	4	F
Tennessee	0	3	7	0	10
Miami	10	0	0	6	16

Safety Reshad Jones recovered two fumbles, including one for a touchdown, and the defense recorded six sacks in a 16-10 victory against the Tennessee Titans at Hard Rock Stadium.

Jarvis Landry scored the go-ahead touchdown early in the fourth quarter when he caught a 6-yard pass from Jay Cutler on third-and-goal.

The six sacks, including two by Andre Branch, came against backup quarterback Matt Cassel, who started for Tennessee in place of the injured Marcus Mariota. Rookie first-round pick Charles Harris had his first NFL sack and it was a big one — it came on third down in the final four minutes of the fourth quarter.

The Dolphins then all but clinched the victory when Jay Ajayi gained a first down with an 8-yard run on third-and-7.

Jones and Cameron Wake shared a QB sack that almost produced a safety in the third quarter, and Ndamukong Suh had the other.

Jones' touchdown was the fourth of his career, but the first on a fumble return. The other three were on interception returns, including one against Tennessee in 2015.

It was the team's first fumble return for a touchdown since 2014 when Cortland Finnegan scored in London against the Oakland Raiders.

The Dolphins took the lead in the first quarter on Parkey's 41-yard field goal, which came after Jones recovered a DeMarco Murray fumble forced by rookie defensive tackle Davon Godchaux.

Jones' touchdown made it 10-0 before Tennessee cut the Dolphins with a field goal after the Titans recovered a Jay Ajayi fumble.

Tennessee tied the game in the third quarter with a 69-yard touchdown drive capped by an 11-yard pass from Cassel to tight end Phillip Supernaw. The play came after Supernaw had been flagged for two false starts to move the ball from the Miami 1-yard line to the 11.

Linebacker Rey Maualuga made his Dolphins debut after missing the first three games because of a hamstring injury.

### SCORING DRIVES

TEAM	QTR	TIME	PLAY (EXTRA POINT) (DRIVE INFO)	TEN	MIA
Dolphins	1	0:53	C.Parkey 41 yd. Field Goal (7-19, 3:09)	0	3
Dolphins	1	0:06	R.Jones 38 yd. fumble return (C.Parkey kick)	0	10
Titans	2	9:37	R.Succop 45 yd. Field Goal (4--3, 2:15)	3	10
Titans	3	7:17	P.Superanaw 11 yd. pass from M.Cassel (R.Succop kick) (9-69, 4:42)	10	10
Dolphins	4	10:33	J.Landry 6 yd. pass from J.Cutler (kick failed, wr) (10-58, 4:56)	10	16

## GAME STATISTICS

#### RUSHING (Att-Yds-TD):

Tennessee: D. Murray 14-58, D. Henry 4-9, T. Taylor 1-5, R. Matthews 1-(-3).  
Miami: J. Ajayi 25-77, D. Williams 3-15, J. Cutler 2-8, K. Drake 1-0.

#### PASSING (A-C-Y-TD-I):

Tennessee: M. Cassel 32-21-141-1-0.  
Miami: J. Cutler 26-12-92-1-1, M. Gray 1-0-0-0-0.

#### RECEIVING (Rec-Yds-TD):

Tennessee: J. Smith 5-21, E. Decker 4-34, D. Murray 4-11, R. Matthews 3-34, D. Walker 3-25, P. Supernaw 2-16-1.  
Miami: J. Landry 5-44-1, J. Ajayi 2-2, J. Thomas 1-15, D. Williams 1-13, K. Stills 1-13, D. Parker 1-6, J. Grant 1-(-1).

#### SACKS (Sk-Yds):

Tennessee: J. Casey 1-14.  
Miami: A. Branch 2-5, C. Harris 1-8, K. Alonso 1-0, N. Suh 1-0, R. Jones 0.5-4.5, C. Wake 0.5-4.5.

#### INTERCEPTIONS (Int-Yds):

Tennessee: T. Smith 1-14.  
Miami: None

#### FORCED FUMBLES:

Tennessee: A. Jackson 1.  
Miami: K. Alonso 1, D. Godchaux 1.

#### FUMBLE RECOVERIES (No-Yds):

Tennessee: K. Byard 1-6.  
Miami: R. Jones 2-38-1.

#### TEAM STATS

	TEN	MIA
<b>First Downs</b>	<b>14</b>	<b>12</b>
Rushing	3	5
Passing	9	7
Penalty	2	0
<b>3rd-Down Efficiency</b>	<b>2 for 13</b>	<b>5 for 15</b>
<b>4th-Down Efficiency</b>	<b>0 for 0</b>	<b>0 for 0</b>
<b>Total Net Yards</b>	<b>188</b>	<b>178</b>
<b>Total Net Plays</b>	<b>58</b>	<b>59</b>
Average Gain	3.2	3.0
<b>Net Yards Rushing</b>	<b>69</b>	<b>100</b>
Rushes	20	31
Yards per Rush	3.5	3.2
<b>Net Yards Passing</b>	<b>119</b>	<b>78</b>
Completed - Attempted	21-32	12-27
Yards per Pass Play	3.1	2.8
Sacked - Yards Lost	6-22	1-14
Had Intercepted	0	1
<b>Punts - Average</b>	<b>10-549-54.9</b>	<b>9-459-51.0</b>
<b>Return Yardage</b>	<b>67</b>	<b>91</b>
Punts - Return Yards	2-14	7-47
Kickoffs - Return Yards	2-39	2-44
Interceptions - Return Yards	1-14	0-0
<b>Penalties - Yards</b>	<b>11-77</b>	<b>5-23</b>
<b>Fumbles - Lost</b>	<b>2-2</b>	<b>1-1</b>
<b>Red-Zone Efficiency</b>	<b>1 for 1</b>	<b>1 for 1</b>
<b>Goal-to-Go Efficiency</b>	<b>1 for 1</b>	<b>1 for 1</b>
<b>Time of Possession</b>	<b>30:15</b>	<b>29:45</b>





## 2017 GAME RECAPS

### WEEK 6

OCT. 15, 2017 | ATLANTA, GA.  
MERCEDES-BENZ STADIUM  
ATTENDANCE: 70,593 | TV: CBS

### SCORING SUMMARY

MIAMI 20

ATLANTA 17

	1	2	3	4	F
Miami	0	0	14	6	20
Atlanta	10	7	0	0	17

The Dolphins pulled off a remarkable comeback in their first-ever visit to Atlanta's Mercedes-Benz Stadium.

The Dolphins scored 20 unanswered points in the second half to stun the defending NFC champion Atlanta Falcons, 20-17. This marked the first time the Dolphins erased a 17-point second-half deficit on the road since the famous "Fake Spike" game against the New York Jets in 1994.

Kicker Cody Parkey's second field goal of the game, a 38-yarder with 2:45 remaining in the fourth quarter broke a 17-17 tie. Safety Reshad Jones then clinched the victory when he intercepted Matt Ryan at the Dolphins 7-yard line with 38 seconds left after the Falcons had moved into field goal range.

Rookie third-round pick Cordrea Tankersley broke up Ryan's pass intended for tight end Austin Hooper and Jones was there to grab the floating ball.

Parkey earlier had tied the game with a 49-yard field goal in the fourth quarter after Jay Cutler threw touchdown passes to wide receivers Kenny Stills and Jarvis Landry.

Running back Jay Ajayi was a key factor in the victory as well, as he rushed for 130 yards — his second 100-yard performance of the season.

The defense shut out the potent Atlanta offense in the second half, thanks to the pass rush and Jones' heroics.

The Dolphins began their comeback with the opening drive of the second half when they drove 75 yards on 15 plays. The 8:43 drive was the Dolphins' longest in terms of time since 2013 when they had a 9:10 drive against the New York Jets. The key play in the drive was a 3-yard completion from Cutler to running back Damien Williams.

The drive also featured an 18-yard completion from Cutler to Stills on third-and-2 and ended with the two hooking up for an 11-yard touchdown on third-and-7.

### SCORING DRIVES

TEAM	QTR	TIME	PLAY (EXTRA POINT) (DRIVE INFO)	MIA	ATL
Falcons	1	9:41	M.Bryant 50 yd. Field Goal (11-43, 5:19)	0	3
Falcons	1	1:51	M.Hall 40 yd. pass from M.Ryan (M.Bryant kick) (9-90, 4:49)	0	10
Falcons	2	5:29	T.Coleman 6 yd. run (M.Bryant kick) (5-61, 2:23)	0	17
Dolphins	3	6:17	K.Stills 11 yd. pass from J.Cutler (C.Parkey kick) (15-75, 8:43)	7	17
Dolphins	3	1:32	J.Landry 7 yd. pass from J.Cutler (C.Parkey kick) (5-51, 2:30)	14	17
Dolphins	4	8:34	C.Parkey 49 yd. Field Goal (8-21, 3:08)	17	17
Dolphins	4	2:30	C.Parkey 38 yd. Field Goal (10-46, 4:30)	20	17

## GAME STATISTICS

#### RUSHING (Att-Yds-TD):

Miami: J. Ajayi 26-130, D. Williams 4-9, J. Cutler 1-(-1).

Atlanta: D. Freeman 9-68, T. Coleman 9-32-1, M. Bosher 1-0.

#### PASSING (A-C-Y-TD-I):

Miami: J. Cutler 33-19-151-2-1.

Atlanta: M. Ryan 35-24-248-1-1.

#### RECEIVING (Rec-Yds-TD):

Miami: J. Landry 8-62-1, K. Stills 4-49-1, J. Thomas 3-22, D. Williams 3-14, J. Grant 1-4.

Atlanta: A. Hooper 7-48, Ju. Jones 6-72, T. Gabriel 4-39, J. Hardy 3-34, D. Freeman 2-11, M. Hall 1-40-1, T. Coleman 1-4.

#### SACKS (Sk-Yds):

Miami: N. Suh 1-5, C. Wake 1-4.

Atlanta: None.

#### INTERCEPTIONS (Int-Yds):

Miami: R. Jones 1-15.

Atlanta: D. Jones 1-1.

#### FORCED FUMBLES:

Miami: None.

Atlanta: None.

#### FUMBLE RECOVERIES (No-Yds):

Miami: None.

Atlanta: None.

#### TEAM STATS

	MIA	ATL
<b>First Downs</b>	<b>20</b>	<b>19</b>
Rushing	7	5
Passing	10	13
Penalty	3	1
<b>3rd-Down Efficiency</b>	<b>5 for 12</b>	<b>6 for 11</b>
<b>4th-Down Efficiency</b>	<b>2 for 3</b>	<b>0 for 1</b>
<b>Total Net Yards</b>	<b>289</b>	<b>339</b>
<b>Total Net Plays</b>	<b>64</b>	<b>56</b>
Average Gain	4.5	6.1
<b>Net Yards Rushing</b>	<b>138</b>	<b>100</b>
Rushes	31	19
Yards per Rush	4.5	5.3
<b>Net Yards Passing</b>	<b>151</b>	<b>239</b>
Completed - Attempted	19-33	24-35
Yards per Pass Play	4.6	6.5
Sacked - Yards Lost	0-0	2-9
Had Intercepted	1	1
<b>Punts - Average</b>	<b>2-80-40.0</b>	<b>3-118-39.3</b>
<b>Return Yardage</b>	<b>58</b>	<b>35</b>
Punts - Return Yards	1-8	0-0
Kickoffs - Return Yards	2-35	2-34
Interceptions - Return Yards	1-15	1-1
<b>Penalties - Yards</b>	<b>4-42</b>	<b>6-73</b>
<b>Fumbles - Lost</b>	<b>0-0</b>	<b>1-0</b>
<b>Red-Zone Efficiency</b>	<b>2 for 3</b>	<b>1 for 1</b>
<b>Goal-to-Go Efficiency</b>	<b>0 for 0</b>	<b>1 for 1</b>
<b>Time of Possession</b>	<b>34:24</b>	<b>25:36</b>



# WEEK 7

OCT. 22, 2017 | MIAMI GARDENS, FLA.  
HARD ROCK STADIUM  
ATTENDANCE: 65,025 | TV: FOX

## SCORING SUMMARY

**N.Y. JETS 28**

**MIAMI 31**

	1	2	3	4	F
N.Y. Jets	14	7	7	0	28
Miami	7	7	0	17	31

Matt Moore came off the bench to help the Dolphins produce another thrilling comeback victory.

After replacing injured starting quarterback Jay Cutler, Moore threw two touchdown passes to Kenny Stills to help erase a 28-14 fourth-quarter deficit and cornerback Bobby McCain had an interception to set up Cody Parkey's 39-game winning field goal with 22 seconds left as the Dolphins defeated the New York Jets 31-28 at Hard Rock Stadium.

The victory, which came a week after the Dolphins rallied from a 17-0 halftime deficit against the Atlanta Falcons, was their 12th consecutive in games decided by seven points or less. That's two shy of the NFL record, set by the Indianapolis Colts between 2008 and 2009.

On a first-and-10 from the Jets 15-yard line, McCain intercepted a pass near the sideline intended for wide receiver Jermaine Kearse.

Cutler threw two touchdown passes in the first half, connecting with Landry and Fasano, as the Dolphins score 14 points in the first half after combining for 13 in the first two quarters in their first five games.

Cutler and Moore became the first pair of Dolphins quarterbacks to throw touchdown passes in the same game since 2010 when Chad Henne and Tyler Thigpen did it in a 29-17 victory against the Tennessee Titans.

Quarterback Josh McCown threw for three touchdowns and ran for another for the Jets, who were trying to sweep the season series.

Along with Cutler, the Dolphins also lost left tackle Laremy Tunsil to a knee injury in the third quarter.

## SCORING DRIVES

TEAM	QTR	TIME	PLAY (EXTRA POINT) (DRIVE INFO)	NYJ	MIA
Jets	1	12:55	J.Kearse 29 yd. pass from J.McCown (C.Catanzaro kick) (5-75, 2:05)	7	0
Dolphins	1	10:44	J.Landry 4 yd. pass from J.Cutler (C.Parkey kick) (5-75, 2:11)	7	7
Jets	1	1:27	R.Anderson 18 yd. pass from J.McCown (C.Catanzaro kick) (8-75, 4:54)	14	7
Dolphins	2	6:14	A.Fasano 4 yd. pass from J.Cutler (C.Parkey kick) (10-70, 5:11)	14	14
Jets	2	1:51	J.McCown 1 yd. run (C.Catanzaro kick) (2-1, 0:41)	21	14
Jets	3	1:41	A.Seferian-Jenkins 10 yd. pass from J.McCown (C.Catanzaro kick) (7-45, 4:05)	28	14
Dolphins	4	11:21	K.Stills 28 yd. pass from M.Moore (C.Parkey kick) (4-42, 1:27)	28	21
Dolphins	4	6:19	K.Stills 2 yd. pass from M.Moore (C.Parkey kick) (6-54, 3:25)	28	28
Dolphins	4	0:22	C.Parkey 39 yd. Field Goal (4-6, 0:17)	28	31

## GAME STATISTICS

### RUSHING (Att-Yds-TD):

N.Y. Jets: B. Powell 9-43, M. Forte 7-41, E. McGuire 3-7, J. McCown 3-1-1.  
Miami: J. Ajayi 23-51, D. Williams 2-2.

### PASSING (A-C-Y-TD-INT):

N.Y. Jets: J. McCown 27-17-209-3-1.  
Miami: M. Moore 21-13-188-2-1, J. Cutler 16-12-138-2-1.

### RECEIVING (Rec-Yds-TD):

N.Y. Jets: M. Forte 5-41, R. Anderson 3-35-1, A. Seferian-Jenkins 3-21-1, B. Powell 2-40, J. Kerley 2-17, J. Kearse 1-29-1, E. Tomlinson 1-26.  
Miami: J. Landry 7-93-1, K. Stills 6-85-2, J. Thomas 3-58, J. Ajayi 3-26, A. Fasano 3-25-1, D. Williams 2-18, L. Carroo 1-21.

### SACKS (Sk-Yds):

N.Y. Jets: D. Davis 1-9, Ja. Adams 1-8, J. Martin 1-5.  
Miami: C. Wake 2.5-24, N. Suh 0.5-5.

### INTERCEPTIONS (Int-Yds):

N.Y. Jets: M. Maye 1-32, M. Wilkerson 1-3.  
Miami: B. McCain 1-6.

### FORCED FUMBLES:

N.Y. Jets: D. Lee 1.  
Miami: None.

### FUMBLE RECOVERIES (No-Yds):

N.Y. Jets: None.  
Miami: T. Fede 1.

### TEAM STATS

	NYJ	MIA
<b>First Downs</b>	<b>16</b>	<b>25</b>
Rushing	4	3
Passing	10	16
Penalty	2	6
<b>3rd-Down Efficiency</b>	<b>4 for 11</b>	<b>5 for 13</b>
<b>4th-Down Efficiency</b>	<b>0 for 0</b>	<b>0 for 0</b>
<b>Total Net Plays</b>	<b>272</b>	<b>357</b>
<b>Total Net Yards</b>	<b>52</b>	<b>65</b>
Average Gain	5.2	5.5
<b>Net Yards Rushing</b>	<b>92</b>	<b>53</b>
Rushes	22	25
Yards per Rush	4.2	2.1
<b>Net Yards Passing</b>	<b>180</b>	<b>304</b>
Completed - Attempted	17-27	25-37
Yards per Pass Play	6.0	7.6
Sacked - Yards Lost	3-29	3-22
Had Intercepted	1	2
<b>Punts - Average</b>	<b>7-321-45.9</b>	<b>6-267-44.5</b>
<b>Return Yardage</b>	<b>89</b>	<b>95</b>
Punts - Return Yards	4-24	4-33
Kickoffs - Return Yards	2-30	2-56
Interceptions - Return Yards	2-35	1-6
<b>Penalties - Yards</b>	<b>12-124</b>	<b>9-76</b>
<b>Fumbles - Lost</b>	<b>2-1</b>	<b>1-0</b>
<b>Red-Zone Efficiency</b>	<b>3 for 3</b>	<b>3 for 3</b>
<b>Goal-to-Go Efficiency</b>	<b>1 for 1</b>	<b>3 for 3</b>
<b>Time of Possession</b>	<b>28:02</b>	<b>31:58</b>



## 2017 GAME RECAPS

### WEEK 8

OCT. 26, 2017 | BALTIMORE, MD.  
M&T BANK STADIUM  
ATTENDANCE: 70,408 | TV: CBS/NFLN/AMAZON

### SCORING SUMMARY

MIAMI 0

BALTIMORE 40

	1	2	3	4	F
Miami	0	0	0	0	0
Baltimore	7	13	0	20	40

It was another disappointing visit to Baltimore for the Miami Dolphins. Quarterbacks Joe Flacco and Ryan Mallett each threw a touchdown pass to help the Ravens build a 20-0 halftime lead on their way to a 40-0 victory in a Thursday night game at M&T Bank Stadium.

Linebacker C.J. Mosley and cornerback Jimmy Smith both returned interceptions for touchdown, Mosley going 63 yards in the third quarter and Smith going 50 in the fourth. Wide receiver Chris Moore had another fourth-quarter touchdown when he recovered a Baltimore fumble in the end zone.

Justin Tucker kicked two field goals, though rookie Dolphins defensive tackle Vincent Taylor blocked a 46-yard attempt in the second half. That, unfortunately, was a rare highlight for the Dolphins.

Running back Jay Ajayi had a season-long 21-yard run on his first carry, but found little room to run after that.

Matt Moore made his first start of the season at quarterback in place of injured starter Jay Cutler, but he couldn't duplicate his first start of 2016 when he had four touchdown passes against the New York Jets.

Moore was sacked three times, including a fourth-down play in the fourth quarter.

Along with Cutler, the Dolphins also played without starting defensive end Andre Branch and starting left guard Anthony Steen, who were nursing groin and foot injuries, respectively. Rookie first-round pick Charles Harris made his first NFL start in place of Branch.

The loss at Baltimore ended the Dolphins' three-game winning streak. The Dolphins had a six-game winning streak end in Baltimore last season.

### SCORING DRIVES

TEAM	QTR	TIME	PLAY (EXTRA POINT) (DRIVE INFO)	MIA	BAL
Ravens	1	8:19	J. Maclin 34 yd. pass from J. Flacco (J. Tucker kick) (3-40, 0:50)	0	7
Ravens	2	13:16	J. Tucker 55 yd. Field Goal (7-35, 2:51)	0	10
Ravens	2	8:02	J. Tucker 48 yd. Field Goal (8-30, 3:48)	0	13
Ravens	2	1:56	B. Watson 2 yd. pass from R. Mallett (J. Tucker kick) (8-60, 3:04)	0	20
Ravens	4	14:15	C. Mosley 63 yd. interception return (pass failed)	0	26
Ravens	4	6:39	C. Moore fumble recovery in end zone (J. Tucker kick) (8-38, 4:44)	0	33
Ravens	4	4:28	J. Smith 50 yd. interception return (J. Tucker kick)	0	40

## GAME STATISTICS

#### RUSHING (Att-Yds-TD):

Miami: J. Ajayi 13-23, K. Drake 6-22.

Baltimore: A. Collins 18-133, J. Allen 17-55, J. Flacco 1-9, R. Mallett 4-(-3).

#### PASSING (A-C-Y-TD-I):

Miami: M. Moore 44-25-176-0-2.

Baltimore: J. Flacco 15-10-101-1-0, R. Mallett 7-3-20-1-0.

#### RECEIVING (Rec-Yds-TD):

Miami: L. Carroo 6-48, K. Stills 5-65, J. Landry 5-33, J. Ajayi 4-18, A. Fasano 2-11, J. Thomas 2-2, D. Williams 2-(-1).

Baltimore: N. Boyle 4-29, J. Maclin 3-53-1, A. Collins 2-30, B. Watson 2-6-1, J. Allen 1-2, P. Ricard 1-1.

#### SACKS (Sk-Yds):

Miami: None.

Baltimore: A. Levine Sr. 1-8, T. Bowser 1-5, C. Mosley 0.5-6, Z. Smith 0.5-6.

#### INTERCEPTIONS (Int-Yds):

Miami: None.

Baltimore: C. Mosley 1-63-1, J. Smith 1-50-1.

#### FORCED FUMBLES:

Miami: None.

Baltimore: None.

#### FUMBLE RECOVERIES (No-Yds):

Miami: None.

Baltimore: None.

#### TEAM STATS

	MIA	BAL
<b>First Downs</b>	<b>13</b>	<b>19</b>
Rushing	3	9
Passing	9	7
Penalty	1	3
<b>3rd-Down Efficiency</b>	<b>4 for 15</b>	<b>3 for 13</b>
<b>4th-Down Efficiency</b>	<b>0 for 2</b>	<b>0 for 0</b>
<b>Total Net Yards</b>	<b>196</b>	<b>295</b>
<b>Total Net Plays</b>	<b>66</b>	<b>62</b>
Average Gain	3.0	4.8
<b>Net Yards Rushing</b>	<b>45</b>	<b>174</b>
Rushes	19	40
Yards per Rush	2.4	4.4
<b>Net Yards Passing</b>	<b>151</b>	<b>121</b>
Completed - Attempted	25-44	13-22
Yards per Pass Play	3.2	5.5
Sacked - Yards Lost	3-25	0-0
Had Intercepted	2	0
<b>Punts - Average</b>	<b>8-328-41.0</b>	<b>5-225-45.0</b>
<b>Return Yardage</b>	<b>20</b>	<b>148</b>
Punts - Return Yards	2-5	3-9
Kickoffs - Return Yards	1-15	1-26
Interceptions - Return Yards	0-0	2-113
<b>Penalties - Yards</b>	<b>7-43</b>	<b>5-40</b>
<b>Fumbles - Lost</b>	<b>0-0</b>	<b>1-0</b>
<b>Red-Zone Efficiency</b>	<b>0 for 0</b>	<b>2 for 2</b>
<b>Goal-to-Go Efficiency</b>	<b>0 for 0</b>	<b>2 for 2</b>
<b>Time of Possession</b>	<b>28:46</b>	<b>31:14</b>





## 2017 GAME RECAPS

### WEEK 9

NOV. 5, 2017 | MIAMI GARDENS, FLA.  
HARD ROCK STADIUM  
ATTENDANCE: 65,139 | TV: NBC

**OAKLAND 27**

**MIAMI 24**

### SCORING SUMMARY

	1	2	3	4	F
Oakland	3	10	7	7	27
Miami	0	9	7	8	24

The Oakland Raiders spoiled the Dolphins' return to Sunday Night Football. Quarterback Jay Cutler returned to action and threw three touchdown passes, but it wasn't enough as the Dolphins suffered a 27-24 loss at Hard Rock Stadium in their first Sunday night appearance since 2010.

Marshawn Lynch rushed for two touchdowns and Derek Carr threw a 44-yard TD pass to Johnny Holton for the Raiders, who came in having lost five of their past six games.

Running back Damien Williams, wide receiver Jarvis Landry and tight end Julius Thomas had the touchdowns for the Dolphins, who concluded the first half of the regular season with a 4-4 record. Cody Parkey kicked a 49-yard field goal.

Kenyan Drake had a 42-yard run for the Dolphins' longest offensive play of the game.

Ndamukong Suh produced the defensive highlight when he jumped to knock the ball out of quarterback Derek Carr's hand as he was preparing to pass. Raiders tackle Marshall Newhouse recovered the fumble, but he lost the ball again when he was hit by linebacker Kiko Alonso and defensive end Charles Harris recovered for the Dolphins takeaway. Safety Reshad Jones had an interception on the final play before the two-minute warning.

The Dolphins were hurt by penalties and miscues, including a lost fumble by Drake and 11 penalties.

Oakland seemingly put the game away when Lynch scored his second touchdown on a 3-yard run to make it a 27-16 score. The play immediately followed a defensive pass interference penalty on cornerback Xavier Howard and a completion accompanied by a personal foul penalty on Reshad Jones.

The Dolphins scored with 1:32 left to make it 27-24 after Drake ran it in for the two-point conversion, but the comeback attempt ended when Raiders wide receiver Amari Cooper recovered the ensuing onside kick.

### SCORING DRIVES

TEAM	QTR	TIME	PLAY (EXTRA POINT) (DRIVE INFO)	OAK	MIA
Raiders	1	7:31	G.Tavecchio 36 yd. Field Goal (12-58, 7:29)	3	0
Dolphins	2	10:37	D.Williams 10 yd. pass from J.Cutler (kick failed, hlu) (10-82, 5:35)	3	6
Raiders	2	3:26	J.Holton 44 yd. pass from D.Carr (G.Tavecchio kick) (6-81, 4:02)	10	6
Dolphins	2	0:32	C.Parkey 49 yd. Field Goal (8-49, 2:54)	10	9
Raiders	2	0:00	G.Tavecchio 53 yd. Field Goal (5-42, 0:32)	13	9
Raiders	3	9:23	M.Lynch 22 yd. run (G.Tavecchio kick) (6-67, 3:24)	20	9
Dolphins	3	6:34	J.Landry 6 yd. pass from J.Cutler (C.Parkey kick) (7-75, 2:49)	20	16
Raiders	4	4:37	M.Lynch 3 yd. run (G.Tavecchio kick) (6-87, 2:44)	27	16
Dolphins	4	1:32	J.Thomas 15 yd. pass from J.Cutler (K.Drake run) (5-83, 0:22)	27	24

## GAME STATISTICS

#### RUSHING (Att-Yds-TD):

Oakland: M. Lynch 14-57-2, D. Washington 4-16, J. Richard 5-14, D. Carr 4-(-3).

Miami: K. Drake 9-69, D. Williams 7-14, M. Gray 1-3, J. Cutler 1-0.

#### PASSING (A-C-Y-TD-I):

Oakland: D. Carr 30-21-300-1-1.

Miami: J. Cutler 42-34-311-3-0.

#### RECEIVING (Rec-Yds-TD):

Oakland: J. Cook 8-126, A. Cooper 4-58, M. Crabtree 3-40, S. Roberts 2-28, M. Lynch 2-6, J. Holton 1-44-1, D. Washington 1-(-2).

Miami: J. Thomas 6-84-1, D. Williams 6-47-1, K. Drake 6-35, J. Landry 6-32-1, D. Parker 5-76, K. Stills 3-28, A. Fasano 2-9.

#### SACKS (Sk-Yds):

Oakland: M. Edwards 0.5-1, B. Irvin 0.5-1.

Miami: N. Suh 1-5.

#### INTERCEPTIONS (Int-Yds):

Oakland: None

Miami: R. Jones 1-0.

#### FORCED FUMBLES:

Oakland: B. Irvin 1.

Miami: K. Alonso 1, N. Suh 1.

#### FUMBLE RECOVERIES (No-Yds):

Oakland: T. Carrie 1-0.

Miami: C. Harris 1-0.

#### TEAM STATS

	OAK	MIA
<b>First Downs</b>	<b>20</b>	<b>23</b>
Rushing	4	4
Passing	14	15
Penalty	2	4
<b>3rd-Down Efficiency</b>	<b>8 for 15</b>	<b>5 for 12</b>
<b>4th-Down Efficiency</b>	<b>0 for 0</b>	<b>0 for 1</b>
<b>Total Net Yards</b>	<b>379</b>	<b>395</b>
<b>Total Net Plays</b>	<b>58</b>	<b>61</b>
Average Gain	6.5	6.5
<b>Net Yards Rushing</b>	<b>84</b>	<b>86</b>
Rushes	27	18
Yards per Rush	3.1	4.8
<b>Net Yards Passing</b>	<b>295</b>	<b>309</b>
Completed - Attempted	21-30	34-42
Yards per Pass Play	9.5	7.2
Sacked - Yards Lost	1-5	1-2
Had Intercepted	1	0
<b>Punts - Average</b>	<b>3-140-46.7</b>	<b>5-221-44.2</b>
<b>Return Yardage</b>	<b>82</b>	<b>52</b>
Punts - Return Yards	2-21	1-5
Kickoffs - Return Yards	2-61	2-47
Interceptions - Return Yards	0-0	1-0
<b>Penalties - Yards</b>	<b>10-105</b>	<b>11-107</b>
<b>Fumbles - Lost</b>	<b>3-1</b>	<b>2-1</b>
<b>Red-Zone Efficiency</b>	<b>1 for 2</b>	<b>3 for 3</b>
<b>Goal-to-Go Efficiency</b>	<b>1 for 1</b>	<b>2 for 2</b>
<b>Time of Possession</b>	<b>30:56</b>	<b>29:04</b>



## 2017 GAME RECAPS

# WEEK 10

NOV. 13, 2017 | CHARLOTTE, N.C.  
BANK OF AMERICA STADIUM  
ATTENDANCE: 72,790 | TV: ESPN

## SCORING SUMMARY

MIAMI 21

CAROLINA 45

	1	2	3	4	F
Miami	0	7	7	7	21
Carolina	3	14	21	7	45

The Dolphins completed their trio of prime-time games in disappointing fashion.

Running back Kenyan Drake had the Dolphins' longest offensive play of the season when he scored on a 66-yard touchdown run and Jay Cutler threw two touchdown passes, but it wasn't nearly enough as the Dolphins left Bank of America Stadium with a 45-21 loss.

Tight end Julius Thomas and wide receiver Jarvis Landry had the touchdown receptions for the Dolphins.

Rookie running back Christian McCaffrey had a touchdown run and a touchdown reception for Carolina, and wide receiver Devin Funchess had two touchdown catches. Cam Newton threw four touchdown passes and had a 69-yard run in the third quarter.

Drake's run, which surpassed his 42-yard run eight days earlier as the Dolphins' longest offensive play of the season, was the team's first rushing touchdown of the season. It was the longest run for the Dolphins since Oct. 25, 2015 when Lamar Miller had an 85-yard touchdown against the Houston Texans.

The Dolphins trailed 10-7 when the game turned late in the first half.

After Thomas scored on a shovel pass to cut into Carolina's 10-0 deficit, the Dolphins stopped the Panthers' two-minute drive at the end of the first half. But after the Dolphins took over at their own 20 with under a minute left, Jay Cutler was intercepted by linebacker Luke Kuechly and Carolina took a 17-7 lead into halftime after Newton threw a TD pass to tight end Ed Dickson.

## SCORING DRIVES

TEAM	QTR	TIME	PLAY (EXTRA POINT) (DRIVE INFO)	MIA	CAR
Panthers	1	1:50	G.Gano 40 yd. Field Goal (11-42, 5:33)	0	3
Panthers	2	6:59	C.McCaffrey 4 yd. run (G.Gano kick) (12-85, 6:17)	0	10
Dolphins	2	2:12	J.Thomas 2 yd. pass from J.Cutler (C.Parkey kick) (10-75, 4:47)	7	10
Panthers	2	0:19	E.Dickson 7 yd. pass from C.Newton (G.Gano kick) (4-20, 0:22)	7	17
Panthers	3	11:50	D.Funchess 28 yd. pass from C.Newton (G.Gano kick) (8-78, 3:10)	7	24
Panthers	3	7:15	C.Artis-Payne 12 yd. run (G.Gano kick) (4-48, 2:19)	7	31
Dolphins	3	5:47	K.Drake 66 yd. run (C.Parkey kick) (3-75, 1:28)	14	31
Panthers	3	3:07	C.McCaffrey 2 yd. pass from C.Newton (G.Gano kick) (4-87, 2:40)	14	38
Panthers	4	8:20	D.Funchess 32 yd. pass from C.Newton (G.Gano kick) (11-83, 6:43)	14	45
Dolphins	4	4:05	J.Landry 9 yd. pass from J.Cutler (C.Parkey kick) (10-75, 4:15)	21	45

## GAME STATISTICS

### RUSHING (Att-Yds-TD):

Miami: K. Drake 7-82-1, D. Williams 9-19, J. Cutler 1-(-1).

Carolina: J. Stewart 17-110, C. Newton 5-95, C. Artis-Payne 7-68-1, C. McCaffrey 5-23-1, D. Anderson 2-(-2).

### PASSING (A-C-Y-TD-INT):

Miami: J. Cutler 37-22-213-2-1.

Carolina: C. Newton 35-21-254-4-0.

### RECEIVING (Rec-Yds-TD):

Miami: D. Parker 6-66, K. Stills 5-67, J. Landry 5-42-1, D. Williams 2-20, K. Drake 2-10, J. Thomas 2-8-1.

Carolina: D. Funchess 5-92-2, C. Samuel 5-45, R. Shepard 3-40, E. Dickson 3-33-1, C. McCaffrey 3-27-1, B. Bersin 1-12, K. Clay 1-5.

### SACKS (Sk-Yds):

Miami: None.

Carolina: None.

### INTERCEPTIONS (Int-Yds):

Miami: None.

Carolina: L. Kuechly 1-0.

### FORCED FUMBLES:

Miami: None.

Carolina: None.

### FUMBLE RECOVERIES (No-Yds):

Miami: None.

Carolina: None.

### TEAM STATS

	MIA	CAR
<b>First Downs</b>	<b>17</b>	<b>30</b>
Rushing	3	12
Passing	12	16
Penalty	2	2
<b>3rd-Down Efficiency</b>	<b>7 for 12</b>	<b>11 for 14</b>
<b>4th-Down Efficiency</b>	<b>0 for 1</b>	<b>0 for 0</b>
<b>Total Net Yards</b>	<b>313</b>	<b>548</b>
<b>Total Net Plays</b>	<b>54</b>	<b>71</b>
Average Gain	5.8	7.7
<b>Net Yards Rushing</b>	<b>100</b>	<b>294</b>
Rushes	17	36
Yards per Rush	5.9	8.2
<b>Net Yards Passing</b>	<b>213</b>	<b>254</b>
Completed - Attempted	22-37	21-35
Yards per Pass Play	5.8	7.3
Sacked - Yards Lost	0-0	0-0
Had Intercepted	1	0
<b>Punts - Average</b>	<b>4-167-41.8</b>	<b>2-85-42.5</b>
<b>Return Yardage</b>	<b>87</b>	<b>91</b>
Punts - Return Yards	0-0	2-10
Kickoffs - Return Yards	4-87	4-81
Interceptions - Return Yards	0-0	1-0
<b>Penalties - Yards</b>	<b>7-57</b>	<b>6-37</b>
<b>Fumbles - Lost</b>	<b>0-0</b>	<b>0-0</b>
<b>Red-Zone Efficiency</b>	<b>2 for 2</b>	<b>4 for 4</b>
<b>Goal-to-Go Efficiency</b>	<b>1 for 1</b>	<b>3 for 3</b>
<b>Time of Possession</b>	<b>24:21</b>	<b>35:39</b>



## 2017 GAME RECAPS

# WEEK 11

NOV. 19, 2017 | MIAMI GARDENS, FLA.  
HARD ROCK STADIUM  
ATTENDANCE: 65,089 | TV: FOX

## SCORING SUMMARY

<b>TAMPA BAY 30</b>	<b>MIAMI 20</b>
---------------------	-----------------

	1	2	3	4	F
Tampa Bay	3	17	0	10	30
Miami	7	0	6	7	20

Matt Moore was called on to come into the game at quarterback for the second time this season, but the Dolphins weren't able to rally for a victory this time.

Moore replaced Jay Cutler, who left in the second half because of a concussion, helped the Dolphins erase a 20-7 deficit but Tampa Bay prevailed in the end, winning 30-20 on a 35-yard field goal by Patrick Murray with 6 seconds left.

Tampa Bay scored a touchdown on the final play on a fumble recovery in the end zone after the Dolphins began using laterals in a desperate effort to score a miraculous touchdown.

The Dolphins (4-6) tied the score 20-20 when Moore hit Kenny Stills with a 61-yard touchdown pass, capping Stills' seven-catch, 180-yard day.

But Tampa Bay answered with a 58-yard drive that began with a 17-yard pass from Ryan Fitzpatrick, starting in place of the injured Jameis Winston, to wide receiver Mike Evans.

Moore helped the Dolphins erase a 28-14 deficit in a 31-28 victory against the New York Jets on Oct. 22.

Before tying the game, the Dolphins missed several opportunities in the second half.

One of those came with 6:50 left in the fourth quarter when Damien Williams was stuffed for no gain on a fourth-and-1 from the Tampa Bay 34-yard line. The Dolphins earlier had to settle for two Cody Parkey field goals after they got into the red zone.

Jarvis Landry scored the first Dolphins touchdown when he caught a 2-yard pass from Cutler in the first quarter.

## SCORING DRIVES

TEAM	QTR	TIME	PLAY (EXTRA POINT) (DRIVE INFO)	TB	MIA
Buccaneers	1	7:13	P.Murray 30 yd. Field Goal (7-63, 3:28)	3	0
Dolphins	1	4:23	J.Landry 2 yd. pass from J.Cutler (C.Parkey kick) (7-90, 2:50)	3	7
Buccaneers	2	14:10	P.Murray 30 yd. Field Goal (11-59, 5:13)	6	7
Buccaneers	2	12:14	O.Howard 6 yd. pass from R.Fitzpatrick (P.Murray kick) (2-5, 0:41)	13	7
Buccaneers	2	0:45	D.Jackson 4 yd. pass from R.Fitzpatrick (P.Murray kick) (4-37, 1:05)	20	7
Dolphins	3	10:57	C.Parkey 26 yd. Field Goal (9-70, 4:03)	20	10
Dolphins	3	4:19	C.Parkey 31 yd. Field Goal (11-66, 4:52)	20	13
Dolphins	4	3:00	K.Stills 61 yd. pass from M.Moore (C.Parkey kick) (5-74, 1:37)	20	20
Buccaneers	4	0:04	P.Murray 35 yd. Field Goal (9-58, 2:56)	23	20
Buccaneers	4	0:00	A.Glanton fumble recovery in end zone (P.Murray kick)	30	20

## GAME STATISTICS

### RUSHING (Att-Yds-TD):

Tampa Bay: D. Martin 19-38, R. Fitzpatrick 3-9, C. Sims III 1-3, J. Rodgers 1-3.  
Miami: D. Williams 10-78, K. Drake 7-4, J. Cutler 1-1, M. Moore 1-0.

### PASSING (A-C-Y-TD-I):

Tampa Bay: R. Fitzpatrick 37-22-275-2-0.  
Miami: M. Moore 28-17-1-0, J. Cutler 12-6-83-1-3.

### RECEIVING (Rec-Yds-TD):

Tampa Bay: M. Evans 5-92, O. Howard 3-52-1, C. Sims III 3-25, C. Godwin 2-38, D. Jackson 2-28-1, A. Humphries 2-11, P. Barber 2-11, D. Martin 2-6, C. Brate 1-12.  
Miami: K. Stills 7-180-1, J. Landry 6-95-1, J. Thomas 4-30, D. Parker 4-26, D. Williams 1-24, K. Drake 1-10.

### SACKS (Sk-Yds):

Tampa Bay: G. McCoy 1-0.  
Miami: C. Wake 1-7.

### INTERCEPTIONS (Int-Yds):

Tampa Bay: K. Alexander 1-20, J. Evans 1-11, R. McClain 1-6.  
Miami: None.

### FORCED FUMBLES:

Tampa Bay: R. Smith 1, C. Conte 1.  
Miami: None.

### FUMBLE RECOVERIES (No-Yds):

Tampa Bay: R. Smith 1-0, A. Glanton 1-0-1.  
Miami: None.

### TEAM STATS

	TB	MIA
<b>First Downs</b>	<b>19</b>	<b>18</b>
Rushing	2	1
Passing	15	15
Penalty	2	2
<b>3rd-Down Efficiency</b>	<b>3 for 13</b>	<b>6 for 13</b>
<b>4th-Down Efficiency</b>	<b>0 for 0</b>	<b>0 for 1</b>
<b>Total Net Plays</b>	<b>321</b>	<b>448</b>
<b>Total Net Yards</b>	<b>62</b>	<b>60</b>
Average Gain	5.2	7.5
<b>Net Yards Rushing</b>	<b>53</b>	<b>83</b>
Rushes	24	19
Yards per Rush	2.2	4.4
<b>Net Yards Passing</b>	<b>268</b>	<b>365</b>
Completed - Attempted	22-37	23-40
Yards per Pass Play	7.1	8.9
Sacked - Yards Lost	1-7	1-0
Had Intercepted	0	3
<b>Punts - Average</b>	<b>6-249-41.5</b>	<b>2-106-53.0</b>
<b>Return Yardage</b>	<b>97</b>	<b>89</b>
Punts - Return Yards	1-7	3-20
Kickoffs - Return Yards	2-53	4-69
Interceptions - Return Yards	3-37	0-0
<b>Penalties - Yards</b>	<b>9-82</b>	<b>17-123</b>
<b>Fumbles - Lost</b>	<b>0-0</b>	<b>4-2</b>
<b>Red-Zone Efficiency</b>	<b>2 for 5</b>	<b>1 for 4</b>
<b>Goal-to-Go Efficiency</b>	<b>2 for 2</b>	<b>1 for 2</b>
<b>Time of Possession</b>	<b>31:49</b>	<b>28:11</b>





## 2017 GAME RECAPS

# WEEK 12

NOV. 26, 2017 | FOXBOROUGH, MASS.  
GILLETTE STADIUM  
ATTENDANCE: 65,878 | TV: CBS

## SCORING SUMMARY

MIAMI 17

NEW ENGLAND 35

	1	2	3	4	F
Miami	0	10	0	7	17
New England	14	7	7	7	35

On a day when the Dolphins lost players to injuries and an ejection, a fake punt set the stage for a frustrating day at Gillette Stadium.

Quarterback Tom Brady threw four touchdown passes, and running back Rex Burkhead and tight end Rob Gronkowski each scored two touchdowns as the New England Patriots handed the Dolphins a 35-17 defeat.

The Dolphins lost running back Senorise Perry on the second-half kickoff after he was taken out to be evaluated for a concussion. Damien Williams left the game later in that third quarter when he sustained a shoulder injury while being tackled after an 11-yard run.

Cornerback Bobby McCain was ejected in the third quarter after officials ruled a throw a punch at New England wide receiver Danny Amendola after the two became tangled on a Patriots running play.

Safety Reshad Jones and Kenyan Drake, the only running back available after Perry and Williams left the game, scored the Dolphins touchdowns. Cody Parkey kicked a 28-yard field goal in the second quarter.

Jones scored when he returned a fumble 14 yards in the second quarter. The fumble came when backup center Ted Karras snapped the ball in shotgun formation when Brady wasn't looking at him.

It was Jones' second touchdown of the season and the fifth of his career.

Drake scored on a screen pass in the fourth quarter when the Dolphins trailed 28-10.

## SCORING DRIVES

TEAM	QTR	TIME	PLAY (EXTRA POINT) (DRIVE INFO)	MIA	NE
Patriots	1	11:39	R.Burkhead 2 yd. run (S.Gostkowski kick) (8-75, 3:21)	0	7
Patriots	1	5:33	R.Gronkowski 5 yd. pass from T.Brady (S.Gostkowski kick) (9-88, 4:39)	0	14
Dolphins	2	13:19	R.Jones 14 yd. fumble return (C.Parkey kick)	7	14
Patriots	2	8:29	R.Burkhead 1 yd. pass from T.Brady (S.Gostkowski kick) (9-78, 4:50)	7	21
Dolphins	2	4:06	C.Parkey 28 yd. Field Goal (9-65, 4:23)	10	21
Patriots	3	10:28	R.Gronkowski 15 yd. pass from T.Brady (S.Gostkowski kick) (7-77, 2:46)	10	28
Dolphins	4	11:43	K.Drake 8 yd. pass from M.Moore (C.Parkey kick) (8-73, 3:12)	17	28
Patriots	4	6:31	B.Cooks 5 yd. pass from T.Brady (S.Gostkowski kick) (5-38, 2:10)	17	35

## GAME STATISTICS

### RUSHING (Att-Yds-TD):

Miami: D. Williams 8-38, K. Drake 9-20, M. Moore 2-9.

New England: D. Lewis 15-112, R. Burkhead 13-50-1, N. Ebner 1-14, J. White 3-13, B. Cooks 1-11, T. Brady 5-(-4).

### PASSING (A-C-Y-TD-I):

Miami: M. Moore 34-23-215-1-12.

New England: T. Brady 28-18-227-4-1.

### RECEIVING (Rec-Yds-TD):

Miami: J. Landry 8-70, J. Thomas 5-52, K. Stills 3-47, K. Drake 3-27-1, D. Williams 3-14, D. Parker 1-5.

New England: B. Cooks 6-83-1, R. Gronkowski 5-82-2, R. Burkhead 2-3-1, P. Dorsett 1-39, D. Amendola 1-15, J. White 1-2, D. Allen 1-2, D. Lewis 1-1.

### SACKS (Sk-Yds):

Tampa Bay: G. McCoy 1-0.

Miami: J. Phillips 1-7.

### INTERCEPTIONS (Int-Yds):

Miami: B. McCain 1-0.

New England: S. Gilmore 1-20, D. Harmon 1-0.

### FORCED FUMBLES:

Miami: W. Aikens 1, A. Verner 1.

New England: M. Butler 1, T. Flowers 1.

### FUMBLE RECOVERIES (No-Yds):

Miami: R. Jones 1-14-1.

New England: P. Chung 1-0.

TEAM STATS	MIA	NE
First Downs	15	25
Rushing	5	9
Passing	9	11
Penalty	1	5
3rd-Down Efficiency	2 for 11	5 for 12
4th-Down Efficiency	2 for 3	1 for 2
Total Net Yards	221	417
Total Net Plays	60	67
Average Gain	3.7	6.2
Net Yards Rushing	67	196
Rushes	19	38
Yards per Rush	3.5	5.2
Net Yards Passing	154	221
Completed - Attempted	23-34	18-28
Yards per Pass Play	3.8	7.6
Sacked - Yards Lost	7-61	1-6
Had Intercepted	2	1
Punts - Average	5-208-41.6	3-122-40.7
Return Yardage	97	59
Punts - Return Yards	1-0	3-4
Kickoffs - Return Yards	4-97	2-35
Interceptions - Return Yards	1-0	2-20
Penalties - Yards	6-52	7-70
Fumbles - Lost	2-1	4-1
Red-Zone Efficiency	1 for 3	5 for 5
Goal-to-Go Efficiency	1 for 2	4 for 4
Time of Possession	27:19	32:41



## 2017 GAME RECAPS

# WEEK 13

DEC. 3, 2017 | MIAMI GARDENS, FLA.  
HARD ROCK STADIUM  
ATTENDANCE: 65,092 | TV: FOX

## SCORING SUMMARY

**DENVER 9**

**MIAMI 35**

	1	2	3	4	F
Denver	0	3	6	0	9
Miami	2	14	10	9	35

The Dolphins used big plays on offense, defense and special teams to end their five-game losing streak.

Cornerback Xavien Howard scored on a pick-six, running back Kenyan Drake had a 42-yard touchdown run, and Terrence Fede blocked a punt when the Dolphins defeated the Denver Broncos 35-9 at Hard Rock Stadium.

The Dolphins set a season high for points, topping their 31 in their victory against the New York Jets on Oct. 22. Their output included two safeties, a first in franchise history.

Howard, who came into the game looking for his first career regular season interception, had another pick in the fourth quarter.

Tight end Julius Thomas, who spent the first four seasons of his NFL career with Denver, scored the Dolphins' first touchdown on a 9-yard reception. Jay Cutler threw a second touchdown pass, a 23-yarder to Kenny Stills, with 10:21 left in the fourth quarter.

The Dolphins got their first safety when an errant snap went over the head of Denver quarterback Trevor Siemian and he batted the ball out of the back of the end zone. The second came in the fourth quarter when Chase Allen forced the ball loose from Denver returner Isaiah McKenzie at the 3-yard line and McKenzie was tackled in the end zone after recovering the loose ball.

Cody Parkey also kicked a field goal.

Drake, getting an increased workload with running back Damien Williams inactive because of a shoulder injury, set career highs in attempts with 22 and yards with 116.

## SCORING DRIVES

TEAM	QTR	TIME	PLAY (EXTRA POINT) (DRIVE INFO)	DEN	MIA
Dolphins	1	3:07	M.Paradis fumble out of bounds in end zone for a Safety	0	2
Broncos	2	13:28	B.McManus 31 yd. Field Goal (7-67, 2:57)	3	2
Dolphins	2	9:39	J.Thomas 9 yd. pass from J.Cutler (C.Parkey kick) (9-75, 3:49)	3	9
Dolphins	2	9:32	X.Howard 30 yd. interception return (C.Parkey kick)	3	16
Dolphins	3	10:32	C.Parkey 37 yd. Field Goal (5-28, 2:45)	3	19
Broncos	3	4:56	J.Simmons 65 yd. interception return (pass failed)	9	19
Dolphins	3	2:54	K.Drake 42 yd. run (C.Parkey kick) (4-61, 2:02)	9	26
Dolphins	4	10:21	K.Stills 23 yd. pass from J.Cutler (C.Parkey kick) (1-23, 0:06)	9	33
Dolphins	4	8:49	I.McKenzie tackled in end zone by S.Perry for a Safety	9	35

## GAME STATISTICS

### RUSHING (Att-Yds-TD):

Denver: C. Anderson 15-67, T. Siemian 3-16, J. Charles 3-12, D. Booker 2-8.  
Miami: K. Drake 23-120-1, S. Perry 5-22, J. Grant 1-2, J. Cutler 1-1.

### PASSING (A-C-Y-TD-Int):

Denver: T. Siemian 41-19-200-0-3.  
Miami: J. Cutler 31-18-235-2-2, D. Fales 1-0-0-0-0.

### RECEIVING (Rec-Yds-TD):

Denver: J. Charles 5-39, C. Anderson 4-43, D. Thomas 2-27, A. Traylor 2-16, E. Sanders 2-11, V. Green 1-36, B. Fowler 1-23, C. Latimer 1-5, D. Booker 1-0.  
Miami: K. Stills 5-98-1, J. Landry 5-62, K. Drake 3-21, J. Thomas 3-20-1, A. Fasano 1-29, D. Parker 1-5.

### SACKS (Sk-Yds):

Denver: S. Harris 1-6, V. Miller 0.5-3.5, Z. Kerr 0.5-3.5.  
Miami: J. Phillips 1-14, B. McCain 1-13, A. Branch 1-6.

### INTERCEPTIONS (Int-Yds):

Denver: J. Simmons 1-65-1, C. Harris 1-13.  
Miami: X. Howard 2-42-1, T. McDonald 1-7.

### FORCED FUMBLES:

Denver: B. Roby 1.  
Miami: C. Allen 1.

### FUMBLE RECOVERIES (No-Yds):

Denver: B. Roby 1-0.  
Miami: None.

TEAM STATS	DEN	MIA
<b>First Downs</b>	<b>14</b>	<b>15</b>
Rushing	3	4
Passing	10	10
Penalty	1	1
<b>3rd-Down Efficiency</b>	<b>1 for 13</b>	<b>4 for 15</b>
<b>4th-Down Efficiency</b>	<b>0 for 1</b>	<b>0 for 0</b>
<b>Total Net Yards</b>	<b>270</b>	<b>367</b>
<b>Total Net Plays</b>	<b>67</b>	<b>64</b>
Average Gain	4.0	5.7
<b>Net Yards Rushing</b>	<b>103</b>	<b>145</b>
Rushes	23	30
Yards per Rush	4.5	4.8
<b>Net Yards Passing</b>	<b>167</b>	<b>222</b>
Completed - Attempted	19-41	18-32
Yards per Pass Play	3.8	6.5
Sacked - Yards Lost	3-33	2-13
Had Intercepted	3	2
<b>Punts - Average</b>	<b>8-340-42.5</b>	<b>9-386-42.9</b>
<b>Return Yardage</b>	<b>90</b>	<b>162</b>
Punts - Return Yards	1--3	5-56
Kickoffs - Return Yards	1-15	3-57
Interceptions - Return Yards	2-78	3-49
<b>Penalties - Yards</b>	<b>9-57</b>	<b>7-85</b>
<b>Fumbles - Lost</b>	<b>2-0</b>	<b>1-1</b>
<b>Red-Zone Efficiency</b>	<b>0 for 2</b>	<b>1 for 2</b>
<b>Goal-to-Go Efficiency</b>	<b>0 for 1</b>	<b>1 for 1</b>
<b>Time of Possession</b>	<b>25:38</b>	<b>34:22</b>



## 2017 GAME RECAPS

# WEEK 14

DEC. 11, 2017 | MIAMI GARDENS, FLA.  
HARD ROCK STADIUM  
ATTENDANCE: 65,548 | TV: ESPN

## SCORING SUMMARY

	1	2	3	4	F
New England	0	10	0	10	20
Miami	6	7	14	0	27

**NEW ENGLAND 20**

**MIAMI 27**

In their final prime-time appearance of the season, the Dolphins put together their best performance of 2017.

Jay Cutler threw three touchdown passes, including two to Jarvis Landry, Kenyan Drake had 193 yards from scrimmage, and Xavien Howard had two interceptions when the Dolphins defeated the New England Patriots 27-20 at Hard Rock Stadium on Monday Night football.

Drake rushed for 114 yards, his second consecutive 100-yard performance.

Jakeem Grant also had a touchdown for the Dolphins, who beat New England in Miami for the fourth time in five years.

The Dolphins ended New England's 14-game road winning streak, which was the second-longest in NFL history. The Dolphins defense held New England to 0-for-11 in third-down conversions, the first time since 1991 the Patriots were shut out in that category.

The Dolphins led 27-10 going into the fourth quarter before New England made it a closer final score.

Howard, who had two picks in the 35-9 victory against the Denver Broncos eight days earlier, became the first cornerback in Dolphins history to record two interceptions in back-to-back games.

Howard's first interception came on New England's first drive after Cody Parkey had given the Dolphins a 3-0 lead with a 30-yard field goal. The big play on the drive was Drake's 26-yard run on his first carry of the game.

The Dolphins later converted a fourth-and-1 from the New England 36-yard line when Cutler threw a 15-yard pass to Parker after rolling out on a naked bootleg.

## SCORING DRIVES

TEAM	QTR	TIME	PLAY (EXTRA POINT) (DRIVE INFO)	NE	MIA
Dolphins	1	9:01	C.Parkey 30 yd. Field Goal (13-69, 5:59)	0	3
Dolphins	1	3:49	C.Parkey 44 yd. Field Goal (8-34, 4:26)	0	6
Patriots	2	6:18	R.Burkhead 3 yd. run (S.Gostkowski kick) (5-51, 2:56)	7	6
Dolphins	2	3:33	J.Landry 5 yd. pass from J.Cutler (C.Parkey kick) (7-80, 2:45)	7	13
Patriots	2	0:02	S.Gostkowski 46 yd. Field Goal (8-47, 3:31)	10	13
Dolphins	3	11:03	J.Grant 25 yd. pass from J.Cutler (C.Parkey kick) (5-46, 2:21)	10	20
Dolphins	3	4:43	J.Landry 4 yd. pass from J.Cutler (C.Parkey kick) (8-82, 4:21)	10	27
Patriots	4	13:05	J.White 3 yd. pass from T.Brady (S.Gostkowski kick) (6-53, 2:29)	17	27
Patriots	4	0:53	S.Gostkowski 33 yd. Field Goal (6-62, 1:31)	20	27

## GAME STATISTICS

### RUSHING (Att-Yds-TD):

New England: D. Lewis 5-17, R. Burkhead 5-8-1.  
Miami: K. Drake 25-114, J. Cutler 4-4, M. Gray 1-2.

### PASSING (A-C-Y-TD-Int):

New England: T. Brady 43-24-233-1-2.  
Miami: J. Cutler 38-25-263-3-0.

### RECEIVING (Rec-Yds-TD):

New England: D. Amendola 6-76, D. Lewis 5-50, R. Burkhead 5-45, J. White 3-11-1, D. Allen 2-10, B. Cooks 1-38, J. Develin 1-2, C. Hogan 1-1.  
Miami: J. Landry 8-46-2, K. Drake 5-79, D. Parker 4-40, J. Grant 2-42-1, K. Stills 2-18, J. Thomas 2-11, A. Fasano 1-17, M. Gray 1-10.

### SACKS (Sk-Yds):

New England: D. McCourty 1-11, A. Butler 1-10.  
Miami: J. Phillips 1-8, N. Suh 1-2.

### INTERCEPTIONS (Int-Yds):

New England: None.  
Miami: X. Howard 2-29.

### FORCED FUMBLES:

New England: None.  
Miami: None.

### FUMBLE RECOVERIES (No-Yds):

New England: None.  
Miami: None.

### TEAM STATS

	NE	MIA
<b>First Downs</b>	<b>14</b>	<b>21</b>
Rushing	2	6
Passing	9	13
Penalty	3	2
<b>3rd-Down Efficiency</b>	<b>0 for 11</b>	<b>4 for 14</b>
<b>4th-Down Efficiency</b>	<b>0 for 0</b>	<b>1 for 1</b>
<b>Total Net Yards</b>	<b>248</b>	<b>362</b>
<b>Total Net Plays</b>	<b>55</b>	<b>70</b>
Average Gain	4.5	5.2
<b>Net Yards Rushing</b>	<b>25</b>	<b>120</b>
Rushes	10	30
Yards per Rush	2.5	4.0
<b>Net Yards Passing</b>	<b>223</b>	<b>242</b>
Completed - Attempted	24-43	25-38
Yards per Pass Play	5.0	6.1
Sacked - Yards Lost	2-10	2-21
Had Intercepted	2	0
<b>Punts - Average</b>	<b>7-334-47.7</b>	<b>7-315-45.0</b>
<b>Return Yardage</b>	<b>86</b>	<b>85</b>
Punts - Return Yards	5-37	2-9
Kickoffs - Return Yards	3-49	3-47
Interceptions - Return Yards	0-0	2-29
<b>Penalties - Yards</b>	<b>9-78</b>	<b>8-102</b>
<b>Fumbles - Lost</b>	<b>0-0</b>	<b>1-0</b>
<b>Red-Zone Efficiency</b>	<b>2 for 3</b>	<b>2 for 3</b>
<b>Goal-to-Go Efficiency</b>	<b>2 for 3</b>	<b>2 for 2</b>
<b>Time of Possession</b>	<b>23:51</b>	<b>36:09</b>





## 2017 GAME RECAPS

# WEEK 15

DEC. 17, 2017 | ORCHARD PARK, N.Y.  
NEW ERA FIELD  
ATTENDANCE: 62,202 | TV: CBS

## SCORING SUMMARY

MIAMI 16

BUFFALO 24

	1	2	3	4	F
Miami	3	3	0	10	16
Buffalo	7	14	3	0	24

The Dolphins' two-game winning streak came to a disappointing end at New Era Field in Buffalo, but not without a valiant comeback effort.

Running back LeSean McCoy had a touchdown run and a touchdown reception and quarterback Tyrod Taylor passed for a score and ran for another when the Bills defeated the Dolphins 24-16.

The Dolphins were not able to get into the end zone until midway through the fourth quarter when Kenyan Drake scored on a 1-yard run. Cody Parkey kicked three field goals, two in the first half and one with 39 seconds left. Punter Matt Haack recovered the ensuing onside kick, but the comeback attempt ended when Jay Cutler was intercepted by Tre'Davious White on the next play.

Drake's touchdown came with 7:57 remaining in the fourth quarter and they got the ball back with 4:33. The Dolphins converted a fourth-and-14 with a 17-yard completion from Jay Cutler to Jarvis Landry, leading to Parkey's third field goal. Landry finished with 10 catches for 99 yards.

Cornerback Xavier Howard, who had two interceptions in each of the previous two games, didn't have a pick Sunday but he had a sack and later dropped McCoy for a 5-yard loss to knock the Bills out of field goal range in the fourth quarter.

Drake, coming off back-to-back 100-yard rushing performances, got off to a great start by gaining 53 yards in the first quarter before Buffalo bottled him up. He finished with a respectable 78 yards on 16 carries, while catching six passes out of the backfield.

After holding New England to 0-for-11 on third-down conversions in their 27-20 victory last week, the Dolphins saw Buffalo convert 7 of 15 third-down situations.

## SCORING DRIVES

TEAM	QTR	TIME	PLAY (EXTRA POINT) (DRIVE INFO)	MIA	BUF
Bills	1	10:12	L.McCoy 4 yd. run (S.Hauschka kick) (10-81, 4:48)	0	7
Dolphins	1	3:16	C.Parkey 28 yd. Field Goal (7-50, 3:51)	3	7
Dolphins	2	9:15	C.Parkey 41 yd. Field Goal (14-71, 7:04)	6	7
Bills	2	6:05	L.McCoy 16 yd. pass from T.Taylor (S.Hauschka kick) (8-75, 3:10)	6	14
Bills	2	0:33	T.Taylor 9 yd. run (S.Hauschka kick) (8-80, 1:50)	6	21
Bills	3	5:40	S.Hauschka 34 yd. Field Goal (5-7, 2:06)	6	24
Dolphins	4	7:57	K.Drake 1 yd. run (C.Parkey kick) (6-13, 1:35)	13	24
Dolphins	4	0:39	C.Parkey 26 yd. Field Goal (17-78, 3:54)	16	24

## GAME STATISTICS

### RUSHING (Att-Yds-TD):

Miami: K. Drake 16-78-1, J. Cutler 2-8, M. Gray 2-7, J. Grant 1-7  
Buffalo: L. McCoy 20-50-1, T. Taylor 6-42-1, T. Cadet 4-24.

### PASSING (A-C-Y-TD-Int):

Miami: J. Cutler 49-28-274-0-3.  
Buffalo: T. Taylor 29-17-224-1-0.

### RECEIVING (Rec-Yds-TD):

Miami: J. Landry 10-99, D. Parker 6-89, K. Drake 6-35, J. Thomas 2-15, A. Fasano 2-15, J. Grant 1-13, K. Stills 1-8.  
Buffalo: C. Clay 5-68, L. McCoy 4-46-1, N. O'Leary 2-33, K. Benjamin 2-20, B. Tate 1-21, D. Thompson 1-16, T. Cadet 1-14, P. DiMarco 1-6.

### SACKS (Sk-Yds):

Miami: X. Howard 1-11, C. Wake 1-1.  
Buffalo: N. Capi 1-15, R. Davis 1-1.

### INTERCEPTIONS (Int-Yds):

Miami: None.  
Buffalo: S. Wright 1-54, T. White 1-9, J. Poyer 1-0.

### FORCED FUMBLES:

Miami: None.  
Buffalo: N. Capi 1.

### FUMBLE RECOVERIES (No-Yds):

Miami: None.  
Buffalo: None.

TEAM STATS	MIA	BUF
<b>First Downs</b>	<b>21</b>	<b>21</b>
Rushing	7	9
Passing	13	10
Penalty	1	2
<b>3rd-Down Efficiency</b>	<b>5 for 16</b>	<b>7 for 15</b>
<b>4th-Down Efficiency</b>	<b>1 for 2</b>	<b>0 for 1</b>
<b>Total Net Yards</b>	<b>349</b>	<b>328</b>
<b>Total Net Plays</b>	<b>73</b>	<b>61</b>
Average Gain	4.8	5.4
<b>Net Yards Rushing</b>	<b>100</b>	<b>116</b>
Rushes	21	30
Yards per Rush	4.8	3.9
<b>Net Yards Passing</b>	<b>249</b>	<b>212</b>
Completed - Attempted	28-49	17-29
Yards per Pass Play	4.8	6.8
Sacked - Yards Lost	3-25	2-12
Had Intercepted	3	0
<b>Punts - Average</b>	<b>4-187-46.8</b>	<b>5-205-41.0</b>
<b>Return Yardage</b>	<b>76</b>	<b>103</b>
Punts - Return Yards	2-33	1-2
Kickoffs - Return Yards	2-43	3-38
Interceptions - Return Yards	0-0	3-63
<b>Penalties - Yards</b>	<b>7-60</b>	<b>3-28</b>
<b>Fumbles - Lost</b>	<b>4-0</b>	<b>1-0</b>
<b>Red-Zone Efficiency</b>	<b>1 for 3</b>	<b>3 for 4</b>
<b>Goal-to-Go Efficiency</b>	<b>1 for 1</b>	<b>2 for 3</b>
<b>Time of Possession</b>	<b>32:25</b>	<b>27:35</b>



## 2017 GAME RECAPS

# WEEK 16

DEC. 24, 2017 | KANSAS CITY, MO.  
ARROWHEAD STADIUM  
ATTENDANCE: 65,325 | TV: CBS

## SCORING SUMMARY

MIAMI 13

KANSAS CITY 29

	1	2	3	4	F
Miami	3	10	0	0	13
Kansas City	3	17	3	6	29

Jakeem Grant enjoyed the best day of his young NFL career, but it wasn't enough to help the Dolphins defeat the Kansas City Chiefs.

Grant's 65-yard touchdown in the second quarter highlighted the first 100-yard receiving game of his career, but the Dolphins suffered a 29-13 loss that officially eliminated them from playoff contention.

Cody Parkey kicked two field goals for the Dolphins, who couldn't overcome two lost fumbles or shut down the versatile Kansas City offense. The Dolphins were 0-for-7 in third-down conversions, and they also didn't help their cause with penalties, as they gave the Chiefs two first downs with third-down penalties on defense and turned a third-and-9 on offense into a third-and-24 with a personal foul on guard Ted Larsen.

Jarvis Landry had five receptions, reaching the 100-catch mark on the season for the second time in his four-year NFL career. He's the only player in Dolphins history to reach the century mark.

Tyreek Hill had 109 receiving yards and running back Kareem Hunt rushed for 91 yards and a touchdown for the Chiefs, who clinched their second consecutive AFC West title. Kicker Harrison Butker had five field goals.

A high-scoring first half ended with Kansas City leading 20-13 after the Chiefs got a late field goal.

After the first drive of the game ended with a Jarvis Landry fumble near midfield, the Chiefs and Dolphins traded field goals.

Kansas City took a 10-3 lead early in the second quarter after Alex Smith threw a 52-yard pass to Hill on third-and-15 from the Chiefs 35-yard line. That drive ended with a 9-yard touchdown pass from Smith to tight end Travis Kelce, who went over 1,000 receiving yards on the season.

## SCORING DRIVES

TEAM	QTR	TIME	PLAY (EXTRA POINT) (DRIVE INFO)	MIA	KC
Chiefs	1	9:41	H.Butker 31 yd. Field Goal (7-42, 3:23)	0	3
Dolphins	1	3:29	C.Parkey 44 yd. Field Goal (12-49, 6:12)	3	3
Chiefs	2	13:00	T.Kelce 9 yd. pass from A.Smith (H.Butker kick) (9-75, 5:29)	3	10
Dolphins	2	8:11	C.Parkey 28 yd. Field Goal (9-65, 4:49)	6	10
Chiefs	2	3:37	K.Hunt 1 yd. run (H.Butker kick) (9-68, 4:34)	6	17
Dolphins	2	3:22	J.Grant 65 yd. pass from J.Cutler (C.Parkey kick) (1-65, 0:15)	13	17
Chiefs	2	0:07	H.Butker 32 yd. Field Goal (8-41, 0:42)	13	20
Chiefs	3	10:24	H.Butker 21 yd. Field Goal (8-61, 4:36)	13	23
Chiefs	4	12:16	H.Butker 29 yd. Field Goal (11-43, 4:47)	13	26
Chiefs	4	3:41	H. Butker 49 yd. Field Goal (10-31, 6:18)	13	29

## GAME STATISTICS

### RUSHING (Att-Yds-TD):

Miami: K. Drake 13-57, J. Grant 1-3, J. Cutler 2-(-1).  
Kansas City: K. Hunt 29-91-1, A. Smith 4-13, T. Hill 1-(-1).

### PASSING (A-C-Y-TD-Int):

Miami: J. Cutler 38-19-286-1-0.  
Kansas City: A. Smith 39-25-304-1-0.

### RECEIVING (Rec-Yds-TD):

Miami: D. Parker 5-63, J. Landry 5-51, J. Grant 4-107-1, K. Stills 4-54, A. Derby 1-11.  
Kansas City: T. Hill 6-109, T. Kelce 4-47, D. Harris 4-34, K. Hunt 4-15, A. Wilson 3-36, C. West 3-28, O. Charles 1-35.

### SACKS (Sk-Yds):

Miami: C. Harris 1-3.  
Kansas City: None.

### INTERCEPTIONS (Int-Yds):

Miami: None.  
Kansas City: None.

### FORCED FUMBLES:

Miami: None.  
Kansas City: M. Peters 1, D. Johnson 1.

### FUMBLE RECOVERIES (No-Yds):

Miami: None.  
Kansas City: M. Peters 1-0, R. Parker 1-0.

### TEAM STATS

	MIA	KC
<b>First Downs</b>	<b>15</b>	<b>23</b>
Rushing	4	7
Passing	11	12
Penalty	0	4
<b>3rd-Down Efficiency</b>	<b>0 for 8</b>	<b>8 for 16</b>
<b>4th-Down Efficiency</b>	<b>0 for 2</b>	<b>0 for 1</b>
<b>Total Net Yards</b>	<b>345</b>	<b>404</b>
<b>Total Net Plays</b>	<b>54</b>	<b>74</b>
Average Gain	6.4	5.5
<b>Net Yards Rushing</b>	<b>59</b>	<b>103</b>
Rushes	16	34
Yards per Rush	3.7	3.0
<b>Net Yards Passing</b>	<b>286</b>	<b>301</b>
Completed - Attempted	19-38	25-39
Yards per Pass Play	7.5	7.5
Sacked - Yards Lost	0-0	1-3
Had Intercepted	0	0
<b>Punts - Average</b>	<b>2-59-29.5</b>	<b>1-49-49.0</b>
<b>Return Yardage</b>	<b>40</b>	<b>77</b>
Punts - Return Yards	0-0	1-1
Kickoffs - Return Yards	3-40	3-76
Interceptions - Return Yards	0-0	0-0
<b>Penalties - Yards</b>	<b>11-75</b>	<b>5-40</b>
<b>Fumbles - Lost</b>	<b>3-2</b>	<b>0-0</b>
<b>Red-Zone Efficiency</b>	<b>0 for 2</b>	<b>2 for 7</b>
<b>Goal-to-Go Efficiency</b>	<b>0 for 0</b>	<b>1 for 3</b>
<b>Time of Possession</b>	<b>22:07</b>	<b>37:53</b>



## 2017 GAME RECAPS

### WEEK 17

DEC. 31, 2017 | MIAMI GARDENS, FLA.  
HARD ROCK STADIUM  
ATTENDANCE: 65,571 | TV: CBS

**BUFFALO 22**

**MIAMI 16**

### SCORING SUMMARY

	1	2	3	4	F
Buffalo	7	3	9	3	22
Miami	0	0	3	13	16

Jarvis Landry's record-setting day and a spirited comeback attempt were the highlights when the Dolphins ended their regular season against the Buffalo Bills at Hard Rock Stadium.

Landry had nine catches, giving him 112 on the season. That broke his own team record of 110, which he set in 2015. Landry broke the record with a 4-yard catch to the Buffalo 1-yard line, and he followed that with a 1-yard touchdown on a shovel pass.

Landry and running back Kenyan Drake both were ejected after an altercation broke out following Landry's touchdown, the only one for the Dolphins in a 22-16 loss that gave them a final record of 6-10.

Kicker Cody Parkey made his only field goal attempt, a 36-yard kick in the fourth quarter, to tie the Dolphins single-season for field goal accuracy by going 21-for-23. The record first was set by Jay Feely in 2007.

Defensive end Cameron Wake recorded 1.5 sacks, giving him 10.5 for the season. It marked the fifth time in nine NFL seasons that Wake reached double digits.

David Fales made his second regular season appearance with the Dolphins when he replaced Jay Cutler for the second offensive possession. He played the rest of the way and completed 29 of 41 passes for 265 yards.

He threw the shovel pass to Landry for his touchdown and had a 1-yard touchdown run with 1:56 left to cut the Buffalo lead to six points.

The Dolphins recovered the onside kick at its 37-yard line with 1:52 left, giving themselves a chance to pull a miracle comeback from a 22-3 fourth-quarter deficit.

The Dolphins advanced to the Buffalo 48-yard line before an interception by Jordan Poyer sealed the outcome.

The Dolphins took an aggressive approach to this game, going for it on fourth down twice in the first quarter and three times overall.

### SCORING DRIVES

TEAM	QTR	TIME	PLAY (EXTRA POINT) (DRIVE INFO)	BUF	MIA
Bills	1	10:14	N.O'Leary 26 yd. pass from T.Taylor (S.Hauschka kick) (7-72, 3:12)	7	0
Bills	2	14:46	S.Hauschka 23 yd. Field Goal (11-80, 4:52)	10	0
Bills	3	10:17	S.Hauschka 49 yd. Field Goal (9-42, 4:43)	13	0
Bills	3	7:08	K.Williams 1 yd. run (run failed) (5-50, 1:35)	19	0
Dolphins	3	2:30	C.Parkey 36 yd. Field Goal (11-57, 4:38)	19	3
Bills	4	11:41	S.Hauschka 33 yd. Field Goal (10-60, 5:49)	22	3
Dolphins	4	6:16	J.Landry 1 yd. pass from D.Fales (pass failed) (10-75, 5:25)	22	9
Dolphins	4	1:56	D.Fales 1 yd. run (C.Parkey kick) (10-68, 2:54)	22	16

## GAME STATISTICS

#### RUSHING (Att-Yds-TD):

Buffalo: M. Murphy 7-41, M. Tolbert 7-39, T. Taylor 6-35, L. McCoy 11-10, K. Williams 1-1-1.

Miami: K. Drake 14-75, D. Fales 4-8-1, S. Perry 3-8, M. Gray 1-2.

#### PASSING (A-C-Y-TD-I):

Buffalo: T. Taylor 27-19-204-1-0.

Miami: D. Fales 42-29-265-1-1, J. Cutler 2-1-6-0-0.

#### RECEIVING (Rec-Yds-TD):

Buffalo: C. Clay 6-64, K. Benjamin 2-27, Z. Jones 2-25, D. Thompson 2-23, L. McCoy 2-22, M. Murphy 2-7, N. O'Leary 1-26-1, M. Tolbert 1-6, P. DiMarco 1-4.

Miami: J. Landry 9-92-1, D. Parker 6-64, K. Stills 3-34, D. Smith 3-27, J. Grant 3-26, K. Drake 3-15, A. Derby 1-9, S. Perry 1-3, A. Fasano 1-1.

#### SACKS (Sk-Yds):

Buffalo: R. Humber 1-8.

Miami: C. Wake 1.5-7.5, C. Malveaux 1-8, A. Branch 0.5-2.5.

#### INTERCEPTIONS (Int-Yds):

Buffalo: J. Poyer 1-1.

Miami: None.

#### FORCED FUMBLES:

Buffalo: E. Gaines 1.

Miami: None.

#### FUMBLE RECOVERIES (No-Yds):

Buffalo: None.

Miami: None.

#### TEAM STATS

	BUF	MIA
<b>First Downs</b>	<b>23</b>	<b>21</b>
Rushing	8	5
Passing	10	15
Penalty	5	1
<b>3rd-Down Efficiency</b>	<b>5 for 12</b>	<b>5 for 13</b>
<b>4th-Down Efficiency</b>	<b>0 for 0</b>	<b>1 for 3</b>
<b>Total Net Yards</b>	<b>312</b>	<b>356</b>
<b>Total Net Plays</b>	<b>63</b>	<b>67</b>
Average Gain	5.0	5.3
<b>Net Yards Rushing</b>	<b>126</b>	<b>93</b>
Rushes	32	22
Yards per Rush	3.9	4.2
<b>Net Yards Passing</b>	<b>186</b>	<b>263</b>
Completed - Attempted	19-27	30-44
Yards per Pass Play	6.0	5.8
Sacked - Yards Lost	4-18	1-8
Had Intercepted	0	1
<b>Punts - Average</b>	<b>4-186-46.5</b>	<b>4-186-46.5</b>
<b>Return Yardage</b>	<b>54</b>	<b>71</b>
Punts - Return Yards	2-14	2-12
Kickoffs - Return Yards	2-39	2-59
Interceptions - Return Yards	1-1	0-0
<b>Penalties - Yards</b>	<b>6-45</b>	<b>14-145</b>
<b>Fumbles - Lost</b>	<b>0-0</b>	<b>1-0</b>
<b>Red-Zone Efficiency</b>	<b>1 for 3</b>	<b>2 for 4</b>
<b>Goal-to-Go Efficiency</b>	<b>1 for 2</b>	<b>2 for 2</b>
<b>Time of Possession</b>	<b>31:04</b>	<b>28:56</b>







## SUPPLEMENTAL STATS







## 2017 STATISTICS

WON 6, LOST 10			
9/17/2017	W	19- 17	at Los Angeles Chargers
9/24/2017	L	6- 20	at New York Jets
10/1/2017	L	0- 20	New Orleans Saints
10/8/2017	W	16- 10	Tennessee Titans
10/15/2017	W	20- 17	at Atlanta Falcons
10/22/2017	W	31- 28	New York Jets
10/26/2017	L	0- 40	at Baltimore Ravens
11/5/2017	L	24- 27	Oakland Raiders
11/13/2017	L	21- 45	at Carolina Panthers
11/19/2017	L	20- 30	Tampa Bay Buccaneers
11/26/2017	L	17- 35	at New England Patriots
12/3/2017	W	35- 9	Denver Broncos
12/11/2017	W	27- 20	New England Patriots
12/17/2017	L	16- 24	at Buffalo Bills
12/24/2017	L	13- 29	at Kansas City Chiefs
12/31/2017	L	16- 22	Buffalo Bills

	MIAMI	OPPONENT
<b>Total First Downs</b>	<b>284</b>	<b>319</b>
Rushing	66	88
Passing	187	190
Penalty	31	41
3rd Down: Made/Att	64/202	75/203
3rd Down Pct.	31.7%	36.9%
4th Down: Made/Att	7/24	2/8
4th Down Pct.	29.2%	25.0%
<b>Possession Avg.</b>	<b>29:25</b>	<b>30:35</b>
<b>Total Net Yards</b>	<b>4923</b>	<b>5371</b>
Avg. Per Game	307.7	335.7
Total Plays	995	989
Avg. Per Play	4.9	5.4
<b>Net Yards Rushing</b>	<b>1388</b>	<b>1768</b>
Avg. Per Game	86.8	110.5
Total Rushes	360	431
<b>Net Yards Passing</b>	<b>3535</b>	<b>3603</b>
Avg. Per Game	220.9	225.2
Sacked/Yards Lost	33/257	30/185
Gross Yards	3792	3788
Attempts/Completions	602/373	528/339
Completion Pct.	62.0%	64.2%
Had Intercepted	21	9
<b>Punts/Average</b>	<b>83/44.5</b>	<b>76/45.8</b>
<b>Net Punting Avg.</b>	<b>40.7</b>	<b>41.4</b>
<b>Penalties/Yards</b>	<b>137/1154</b>	<b>122/1077</b>
<b>Fumbles/Ball Lost</b>	<b>23/8</b>	<b>21/6</b>
<b>Touchdowns</b>	<b>31</b>	<b>45</b>
Rushing	4	14
Passing	24	26
Returns	3	5

SCORE BY PERIODS	Q1	Q2	Q3	Q4	OT	PTS
<b>TEAM</b>	41	67	71	102	0	281
<b>OPPONENTS</b>	71	148	94	80	0	393

SCORING	TD	RU	PA	RT	PAT	FG	2Pt	PTS
C.Parkey	0	0	0	0	26/29	21/23	0	89
J.Landry	9	0	9	0	0/0	0/0	0	54
K.Stills	6	0	6	0	0/0	0/0	0	36
K.Drake	4	3	1	0	0/0	0/0	1	26
J.Thomas	3	0	3	0	0/0	0/0	0	18
R.Jones	2	0	0	2	0/0	0/0	0	12
J.Grant	2	0	2	0	0/0	0/0	0	12
X.Howard	1	0	0	1	0/0	0/0	0	6
D.Parker	1	0	1	0	0/0	0/0	0	6
A.Fasano	1	0	1	0	0/0	0/0	0	6
D.Williams	1	0	1	0	0/0	0/0	0	6
D.Fales	1	1	0	0	0/0	0/0	0	6
S.Perry	0	0	0	0	0/0	0/0	0	2
<b>TEAM</b>	<b>31</b>	<b>4</b>	<b>24</b>	<b>3</b>	<b>26/29</b>	<b>21/23</b>	<b>1</b>	<b>281</b>
<b>OPPONENTS</b>	<b>45</b>	<b>14</b>	<b>26</b>	<b>5</b>	<b>42/42</b>	<b>27/35</b>	<b>0</b>	<b>393</b>

**2-Pt. Conversions:** Team 1/2, Opponents: 0/3

**Sacks:** C.Wake 10.5, A.Branch 4.5, N.Suh 4.5, J.Phillips 2.0, C.Harris 2.0, R.Jones 1.5, B.McCain 1.0, X.Howard 1.0, C.Malveaux 1.0, W.Hayes 1.0, K.Alonso 1.0 **Team: 30.0, Opponents: 32.0**



## 2017 STATISTICS

RUSHING	NO.	YDS	AVG	LONG	TD
K.Drake	133	644	4.8	66t	3
J.Ajayi	138	465	3.4	21	0
D.Williams	46	181	3.9	69	0
J.Cutler	19	32	1.7	9	0
S.Perry	8	30	3.8	12	0
M.Gray	5	14	2.8	5	0
J.Grant	3	12	4.0	7	0
M.Moore	3	9	3.0	7	0
D.Fales	4	8	2.0	3	1
J.Landry	1	-7	-7.0	-7	0
<b>TEAM</b>	<b>360</b>	<b>1388</b>	<b>3.9</b>	<b>69</b>	<b>4</b>
<b>OPPONENTS</b>	<b>431</b>	<b>1768</b>	<b>4.1</b>	<b>69</b>	<b>14</b>

RECEIVING	NO.	YDS	AVG	LONG	TD
J.Landry	112	987	8.8	49	9
K.Stills	58	847	14.6	61t	6
D.Parker	57	670	11.8	36	1
J.Thomas	41	388	9.5	27	3
K.Drake	32	239	7.5	47	1
D.Williams	20	155	7.8	24	1
J.Ajayi	14	67	4.8	15	0
J.Grant	13	203	15.6	65t	2
A.Fasano	12	107	8.9	29	1
L.Carroo	7	69	9.9	21	0
D.Smith	3	27	9.0	13	0
A.Derby	2	20	10.0	11	0
M.Gray	1	10	10.0	10	0
S.Perry	1	3	3.0	3	0
<b>TEAM</b>	<b>373</b>	<b>3792</b>	<b>10.2</b>	<b>65t</b>	<b>24</b>
<b>OPPONENTS</b>	<b>339</b>	<b>3788</b>	<b>11.2</b>	<b>69t</b>	<b>26</b>

**Fumbles Lost:** K.Stills 2, J.Landry 2, K.Drake 2, J.Ajayi 1, J.Grant 1 **Total: 8**

**Opponent Fumble Recoveries:** R.Jones 3, T.Fede 1, M.Hull 1, C.Harris 1 **Total: 6**

INTERCEPTIONS	NO.	YDS	AVG	LONG	TD
X.Howard	4	71	17.8	30t	1
R.Jones	2	15	7.5	15	0
B.McCain	2	6	3.0	6	0
T.McDonald	1	7	7.0	7	0
<b>TEAM</b>	<b>9</b>	<b>99</b>	<b>11.0</b>	<b>30t</b>	<b>1</b>
<b>OPPONENTS</b>	<b>21</b>	<b>375</b>	<b>17.9</b>	<b>65t</b>	<b>3</b>

PUNTING	NO	YDS	AVG	NET	TB	IN	LG	B
M.Haack	83	3695	44.5	40.7	5	30	64	0
<b>TEAM</b>	<b>83</b>	<b>3695</b>	<b>44.5</b>	<b>40.7</b>	<b>5</b>	<b>30</b>	<b>64</b>	<b>0</b>
<b>OPPONENTS</b>	<b>76</b>	<b>3477</b>	<b>45.8</b>	<b>41.4</b>	<b>3</b>	<b>31</b>	<b>71</b>	<b>1</b>

PUNT RETURNS	RET	FC	YDS	AVG	LONG	TD
J.Grant	25	11	190	7.6	27	0
J.Landry	12	3	81	6.8	16	0
<b>TEAM</b>	<b>37</b>	<b>14</b>	<b>271</b>	<b>7.3</b>	<b>27</b>	<b>0</b>
<b>OPPONENTS</b>	<b>35</b>	<b>20</b>	<b>220</b>	<b>6.3</b>	<b>23</b>	<b>0</b>

KICKOFF RETURNS	NO.	YDS	AVG	LONG	TD
J.Grant	21	479	22.8	31	0
S.Perry	10	202	20.2	37	0
K.Drake	7	147	21.0	34	0
A.Derby	1	11	11.0	11	0
J.Landry	1	-5	-5.0	-5	0
<b>TEAM</b>	<b>40</b>	<b>834</b>	<b>20.9</b>	<b>37</b>	<b>0</b>
<b>OPPONENTS</b>	<b>34</b>	<b>665</b>	<b>19.6</b>	<b>36</b>	<b>0</b>

FIELD GOALS	1-19	20-29	30-39	40-49	50+
C.Parkey	0/0	6/6	8/8	6/7	1/2
<b>TEAM</b>	<b>0/0</b>	<b>6/6</b>	<b>8/8</b>	<b>6/7</b>	<b>1/2</b>
<b>OPPONENTS</b>	<b>0/0</b>	<b>4/4</b>	<b>10/10</b>	<b>10/17</b>	<b>3/4</b>

PASSING	ATT	CMP	YDS	CMP%	YDS/ATT	TD	TD%	INT	INT%	LONG	SACK	LOST	RATING
J.Cutler	429	266	2666	62.0%	6.2	19	4.4%	14	3.3%	65t	20/	154	80.8
M.Moore	127	78	861	61.4%	6.8	4	3.1%	5	3.9%	61t	12/	95	75.6
D.Fales	43	29	265	67.4%	6.2	1	2.3%	1	2.3%	26	1/	8	82.0
J.Landry	1	0	0	0.0%	0.0	0	0.0%	0	0.0%	0	0/	0	39.6
M.Haack	1	0	0	0.0%	0.0	0	0.0%	1		0	0/	0	0.0
M.Gray	1	0	0	0.0%	0.0	0	0.0%	0	0.0%	0	0/	0	39.6
<b>TEAM</b>	<b>602</b>	<b>373</b>	<b>3792</b>	<b>62.0%</b>	<b>6.3</b>	<b>24</b>	<b>4.0%</b>	<b>21</b>	<b>3.5%</b>	<b>65t</b>	<b>33/</b>	<b>257</b>	<b>78.7</b>
<b>OPPONENTS</b>	<b>528</b>	<b>339</b>	<b>3788</b>	<b>64.2%</b>	<b>7.2</b>	<b>26</b>	<b>4.9%</b>	<b>9</b>	<b>1.7%</b>	<b>69t</b>	<b>30/</b>	<b>185</b>	<b>94.8</b>



## 2017 STATISTICS

2017 MIAMI DOLPHINS INDIVIDUAL DEFENSIVE STATISTICS												
PLAYER	GP	SOLO	ASST	TOT	SACKS	YDS	TFL	QBH	INT	PD	FF	FR
Reshad Jones	16	94	28	122	1.5	4.5	6	1	2	5	0	3
Kiko Alonso	16	78	37	115	1.0	0.0	6	5	0	1	2	0
Lawrence Timmons	14	58	26	84	0.0	0.0	5	3	0	3	0	0
Xavien Howard	16	42	6	48	1.0	11.0	3	1	4	13	0	0
Ndamukong Suh	16	29	18	47	4.5	17.0	9	12	0	2	2	0
Bobby McCain	16	33	12	45	1.0	13.0	3	1	2	7	0	0
T.J. McDonald	8	31	14	45	0.0	0.0	2	0	1	3	0	0
Davon Godchaux	15	26	14	40	0.0	0.0	1	3	0	1	1	0
Cameron Wake	16	26	10	36	10.5	72.0	12	27	0	0	0	0
Chase Allen	16	24	9	33	0.0	0.0	1	0	0	0	0	0
Cordrea Tankersley	11	24	7	31	0.0	0.0	1	0	0	7	0	0
Mike Hull	16	20	7	27	0.0	0.0	1	1	0	0	0	1
Rey Mauluga	6	14	9	23	0.0	0.0	1	0	0	0	0	0
Andre Branch	14	12	11	23	4.5	18.5	5	8	0	1	0	0
Nate Allen	7	14	6	20	0.0	0.0	0	0	0	1	0	0
Charles Harris	16	15	4	19	2.0	11.0	5	12	0	2	0	1
William Hayes	10	14	5	19	1.0	8.0	4	5	0	0	0	0
Vincent Taylor	13	11	7	18	0.0	0.0	1	1	0	1	0	0
Jordan Phillips	13	10	6	16	2.0	22.0	4	6	0	3	0	0
Michael Thomas	13	9	7	16	0.0	0.0	1	0	0	1	0	0
Stephone Anthony	8	11	3	14	0.0	0.0	1	1	0	0	0	0
Terrence Fede	16	7	3	10	0.0	0.0	0	1	0	0	0	1
Byron Maxwell	2	8	0	8	0.0	0.0	0	0	0	0	1	0
Alterraun Verner	15	7	1	8	0.0	0.0	0	0	0	4	1	0
Cameron Malveaux	4	4	1	5	1.0	8.0	3	1	0	0	0	0
Walt Aikens	16	3	0	3	0.0	0.0	0	0	0	0	0	0
Jordan Lucas	11	2	0	2	0.0	0.0	0	0	0	0	0	0
Maurice Smith	6	1	0	1	0.0	0.0	0	0	0	1	0	0
Gabe Wright	1	1	0	1	0.0	0.0	0	0	0	1	0	0
Torry McTyer	7	1	0	1	0.0	0.0	0	0	0	0	0	0
<b>TOTALS</b>		<b>629</b>	<b>251</b>	<b>880</b>	<b>30.0</b>	<b>185.0</b>	<b>75</b>	<b>89</b>	<b>9</b>	<b>57</b>	<b>7</b>	<b>6</b>
<b>NOTE:</b> Special teams and miscellaneous tackles/fumbles not included above <b>DEFENSIVE TOUCHDOWNS:</b> Reshad Jones 38-yard fumble return vs. Tennessee (10/8), Reshad Jones 14-yard fumble return at New England (11/26), Xavien Howard 30-yard interception return vs. Denver (12/3). <b>MISCELLANEOUS TACKLES:</b> Jarvis Landry 6, Kenny Stills 3, Julius Thomas 2, Jermon Bushrod 1, A.J. Derby 1, Kenyan Drake 1, Anthony Fasano 1, Ja'Wuan James 1, Ted Larsen 1, DeVante Parker 1, Mike Pouncey 1. <b>MISCELLANEOUS FORCED FUMBLES:</b> None. <b>MISCELLANEOUS FUMBLE RECOVERIES:</b> Jay Cutler 6, Jarvis Landry 2, Ja'Wuan James 1, Senorise Perry 1, Julius Thomas 1.												





## GAME-BY-GAME TEAM STATISTICS

2017 MIAMI DOLPHINS GAME-BY-GAME STATISTICS																			
	SCORE				FIRST DOWNS				3RD DOWN		4TH DOWN		NET YARDS						
GAME	PTS	OPP	DIFF	OT	TOT	RUSH	PASS	PEN	CON	ATT	CON	ATT	TOT	RUSH	PASS	TO	PEN	YDS	TOP
at L.A. Chargers	19	17	2	0	21	6	13	2	5	13	0	1	336	111	225	0	5	23	33:22
at N.Y. Jets	6	20	-14	0	16	0	12	4	1	12	0	3	225	30	195	2	8	51	23:52
NEW ORLEANS	0	20	-20	0	11	3	7	1	1	8	0	1	186	58	128	1	11	90	25:32
TENNESSEE	16	10	6	0	12	5	7	0	5	15	0	0	178	100	78	2	5	23	29:45
at Atlanta	20	17	3	0	20	7	10	3	5	12	2	3	289	138	151	1	4	42	34:24
NEW YORK	31	28	3	0	25	3	16	6	5	13	0	0	357	53	304	2	9	76	31:58
at Baltimore	0	40	-40	0	13	3	9	1	4	15	0	2	196	45	151	2	7	43	28:46
OAKLAND	24	27	-3	0	23	4	15	4	5	12	0	1	395	86	309	1	11	107	29:04
at Carolina	21	45	-24	0	17	3	12	2	7	12	0	1	313	100	213	1	7	57	24:21
TAMPA BAY	20	30	-10	0	18	1	15	2	6	13	0	1	448	83	365	5	17	123	28:11
at New England	17	35	-18	0	15	5	9	1	2	11	2	3	221	67	154	3	6	52	27:19
DENVER	35	9	26	0	15	4	10	1	4	15	0	0	367	145	222	3	7	85	34:22
NEW ENGLAND	27	20	7	0	21	6	13	2	4	14	1	1	362	120	242	0	8	102	36:09
at Buffalo	16	24	-8	0	21	7	13	1	5	16	1	2	349	100	249	3	7	60	32:25
at Kansas City	13	29	-16	0	15	4	11	0	0	8	0	2	345	59	286	2	11	75	22:07
BUFFALO	16	22	-6	0	21	5	15	1	5	13	1	3	356	93	263	1	14	145	28:56
TOTALS	281	393	-112	0	284	66	187	31	64	202	7	24	4,923	1,388	3,535	29	137	1,154	29:25

2017 OPPONENTS GAME-BY-GAME STATISTICS																			
	SCORE				FIRST DOWNS				3RD DOWN		4TH DOWN		NET YARDS						
GAME	PTS	OPP	DIFF	OT	TOT	RUSH	PASS	PEN	CON	ATT	CON	ATT	TOT	RUSH	PASS	TO	PEN	YDS	TOP
at L.A. Chargers	17	19	-2	0	24	3	19	2	2	8	0	0	367	44	323	0	6	56	26:38
at N.Y. Jets	20	6	14	0	16	4	9	3	4	13	0	0	336	103	233	1	10	94	36:08
NEW ORLEANS	20	0	20	0	22	4	16	2	6	13	1	2	347	86	261	0	8	71	34:28
TENNESSEE	10	16	-6	0	14	3	9	2	2	13	0	0	188	69	119	2	11	77	30:15
at Atlanta	17	20	-3	0	19	5	13	1	6	11	0	1	339	100	239	1	6	73	25:36
NEW YORK	28	31	-3	0	16	4	10	2	4	11	0	0	272	92	180	2	12	124	28:02
at Baltimore	40	0	40	0	19	9	7	3	3	13	0	0	295	174	121	0	5	40	31:14
OAKLAND	27	24	3	0	20	4	14	2	8	15	0	0	379	84	295	2	10	105	30:56
at Carolina	45	21	24	0	30	12	16	2	11	14	0	0	548	294	254	0	6	37	35:39
TAMPA BAY	30	20	10	0	19	2	15	2	3	13	0	0	321	53	268	0	9	82	31:49
at New England	35	17	18	0	25	9	11	5	5	12	1	2	417	196	221	2	7	70	32:41
DENVER	9	35	-26	0	14	3	10	1	1	13	0	1	270	103	167	3	9	57	25:38
NEW ENGLAND	20	27	-7	0	14	2	9	3	0	11	0	0	248	25	223	2	9	78	23:51
at Buffalo	24	16	8	0	21	9	10	2	7	15	0	1	328	116	212	0	3	28	27:35
at Kansas City	29	13	16	0	23	7	12	4	8	16	0	1	404	103	301	0	5	40	37:53
BUFFALO	22	16	6	0	23	8	10	5	5	12	0	0	312	126	186	0	6	45	31:04
TOTALS	393	281	112	0	319	88	190	41	75	203	2	8	5,371	1,768	3,603	15	122	1,077	30:35



## GAME-BY-GAME TEAM DEFENSIVE STATISTICS

2017 MIAMI DOLPHINS GAME-BY-GAME TEAM DEFENSIVE STATISTICS											
GAME	SOLO	ASST	TOT	SACKS	YDS	TFL	QBH	INT	PD	FF	FR
at L.A. Chargers	42	19	61	1.0	8.0	5	5	0	0	0	0
at N.Y. Jets	43	15	58	2.0	16.0	5	5	0	1	2	1
NEW ORLEANS	55	2	57	1.0	7.0	5	5	0	1	0	0
TENNESSEE	40	10	50	6.0	22.0	4	11	0	5	2	2
at Atlanta	38	11	49	2.0	9.0	5	5	1	4	0	0
NEW YORK	31	10	41	3.0	29.0	3	5	1	4	0	1
at Baltimore	37	20	57	0.0	0.0	3	3	0	2	0	0
OAKLAND	37	12	49	1.0	5.0	5	2	1	4	2	1
at Carolina	30	36	66	0.0	0.0	0	2	0	2	0	0
TAMPA BAY	39	14	53	1.0	7.0	6	6	0	5	0	0
at New England	42	27	69	1.0	6.0	5	8	1	2	1	1
DENVER	39	9	48	3.0	33.0	6	7	3	12	0	0
NEW ENGLAND	25	20	45	2.0	10.0	3	6	2	7	0	0
at Buffalo	41	16	57	2.0	12.0	9	5	0	2	0	0
at Kansas City	49	10	59	1.0	3.0	6	6	0	3	0	0
BUFFALO	44	14	58	4.0	18.0	5	7	0	3	0	0
<b>TOTALS</b>	<b>629</b>	<b>251</b>	<b>880</b>	<b>30.0</b>	<b>185.0</b>	<b>75</b>	<b>89</b>	<b>9</b>	<b>57</b>	<b>7</b>	<b>6</b>

## TURNOVER DIFFERENTIAL

2017 MIAMI DOLPHINS TURNOVERS							
GAME	TAKEAWAYS			GIVEAWAYS			DIFF
	INT	FUM	TOTAL	INT	FUM	TOTAL	
at L.A. Chargers	0	0	0	0	0	0	0
at N.Y. Jets	0	1	1	2	0	2	-1
NEW ORLEANS	0	0	0	1	0	1	-1
TENNESSEE	0	2	2	1	1	2	0
at Atlanta	1	0	1	1	0	1	0
N.Y. JETS	1	1	2	2	0	2	0
at Baltimore	0	0	0	2	0	2	-2
OAKLAND	1	1	2	0	1	1	1
at Carolina	0	0	0	1	0	1	-1
TAMPA BAY	0	0	0	3	2	5	-5
at New England	1	1	2	2	1	3	-1
DENVER	3	0	3	2	1	3	0
NEW ENGLAND	2	0	2	0	0	0	2
at Buffalo	0	0	0	3	0	3	-3
at Kansas City	0	0	0	0	2	2	-2
BUFFALO	0	0	0	1	0	1	-1
<b>TOTAL</b>	<b>9</b>	<b>6</b>	<b>15</b>	<b>21</b>	<b>8</b>	<b>29</b>	<b>-14</b>



## SPECIAL TEAMS

2017 MIAMI DOLPHINS TEAM SPECIAL TEAMS STATISTICS								
GAME	SOLO	ASST	TOT	FF	FR	BFG	BPAT	BPNT
at L.A. Chargers	5	1	6	0	0	0	0	0
at N.Y. Jets	3	0	3	0	1	1	0	0
NEW ORLEANS	3	0	3	0	0	0	0	0
TENNESSEE	4	0	4	0	0	0	0	0
at Atlanta	1	2	3	0	0	0	0	0
NEW YORK	6	1	7	0	0	0	0	0
at Baltimore	3	0	3	0	0	1	0	0
OAKLAND	4	2	6	0	0	0	0	0
at Carolina	5	2	7	0	0	0	0	0
TAMPA BAY	1	2	3	0	1	0	0	0
at New England	5	1	6	1	0	0	0	0
DENVER	3	0	3	1	0	0	0	1
NEW ENGLAND	4	6	10	0	0	0	0	0
at Buffalo	2	2	4	0	0	0	0	0
at Kansas City	3	2	5	0	0	0	0	0
BUFFALO	3	2	5	0	0	0	0	0
<b>TOTALS</b>	<b>55</b>	<b>23</b>	<b>78</b>	<b>2</b>	<b>2</b>	<b>2</b>	<b>0</b>	<b>1</b>

2017 MIAMI DOLPHINS INDIVIDUAL SPECIAL TEAMS STATISTICS								
PLAYER	SOLO	ASST	TOT	FF	FR	BFG	BPAT	BPNT
M. Thomas	7	4	11	0	0	0	0	0
M. Hull	8	1	9	0	0	0	0	0
S. Perry	6	3	9	0	0	0	0	0
A. Verner	5	2	7	0	0	0	0	0
W. Aikens	4	3	7	1	0	0	0	0
C. Allen	5	1	6	1	0	0	0	0
K. Drake	4	1	5	0	0	0	0	0
T. Fede	4	1	5	0	0	0	0	1
J. Lucas	2	2	4	0	0	0	0	0
B. McCain	3	0	3	0	0	0	0	0
J. Denney	1	1	2	0	0	0	0	0
D. Williams	1	1	2	0	0	0	0	0
M. Gray	1	0	1	0	0	0	0	0
M. Haack	1	0	1	0	0	0	0	0
N. Hewitt	1	0	1	0	0	0	0	0
J. Landry	1	0	1	0	0	0	0	0
C. Parkey	1	0	1	0	0	0	0	0
J. March-Lillard	0	1	1	0	0	0	0	0
T. McTyer	0	1	1	0	0	0	0	0
J. Grant	0	1	1	0	2	0	0	0
V. Taylor	0	0	0	0	0	2	0	0
<b>TOTALS</b>	<b>55</b>	<b>23</b>	<b>78</b>	<b>2</b>	<b>2</b>	<b>2</b>	<b>0</b>	<b>1</b>

2017 MIAMI DOLPHINS KICKOFF STATISTICS									
PLAYER	GP	KO	TB	PCT	YDS	AVG	RET	RET YDS	AVG START
C. Parkey	16	62	28	45.2%	3,971	64.0	34	665	23.0
<b>TOTAL</b>	<b>16</b>	<b>62</b>	<b>28</b>	<b>45.2%</b>	<b>3,971</b>	<b>64.0</b>	<b>34</b>	<b>665</b>	<b>23.0</b>



## DRIVE PRODUCTION

2017 MIAMI DOLPHINS GAME-BY-GAME DRIVE PRODUCTION										
GAME	POSS	TD	FGM	FGA	PUNT	INT	FUM	DWNS	TIME	SAF
at L.A. Chargers	10	1	4	4	3	0	0	1	1	0
at N.Y. Jets	12	1	0	0	7	2	0	2	0	0
NEW ORLEANS	9	0	0	0	6	1	0	1	1	0
TENNESSEE	14	1	1	1	9	1	1	0	1	0
at Atlanta	9	2	2	2	2	1	0	1	1	0
NEW YORK	13	4	1	1	6	2	0	0	0	0
at Baltimore	14	0	0	1	8	2	0	2	1	0
OAKLAND	11	3	1	1	5	0	1	1	0	0
at Carolina	10	3	0	0	4	1	0	1	1	0
TAMPA BAY	12	2	2	2	2	3	1	1	1	0
at New England	11	1	1	1	5	2	1	1	0	0
DENVER	16	3	1	1	9	2	1	0	0	0
NEW ENGLAND	14	3	2	2	7	0	0	0	2	0
at Buffalo	12	1	3	3	4	3	0	0	1	0
at Kansas City	11	1	2	3	2	0	2	2	1	0
BUFFALO	11	2	1	1	4	1	0	2	1	0
<b>TOTALS</b>	<b>189</b>	<b>28</b>	<b>21</b>	<b>23</b>	<b>83</b>	<b>21</b>	<b>7</b>	<b>15</b>	<b>12</b>	<b>0</b>

2017 OPPONENTS GAME-BY-GAME DRIVE PRODUCTION										
GAME	POSS	TD	FGM	FGA	PUNT	INT	FUM	DWNS	TIME	SAF
at L.A. Chargers	9	2	1	3	4	0	0	0	0	0
at N.Y. Jets	12	2	2	3	5	0	1	0	1	0
NEW ORLEANS	9	2	2	3	3	0	0	1	0	0
TENNESSEE	15	1	1	1	10	0	2	0	1	0
at Atlanta	9	2	1	2	3	1	0	1	0	0
NEW YORK	14	4	0	0	7	1	1	0	1	0
at Baltimore	12	3	2	3	5	0	0	0	1	0
OAKLAND	11	3	2	2	3	1	1	0	1	0
at Carolina	10	6	1	1	2	0	0	0	1	0
TAMPA BAY	12	2	3	4	6	0	0	0	0	0
at New England	13	5	0	0	3	1	1	1	2	0
DENVER	15	0	1	1	8	3	0	1	1	1
NEW ENGLAND	13	2	2	2	7	2	0	0	0	0
at Buffalo	11	3	1	1	5	0	0	1	1	0
at Kansas City	11	2	5	6	1	0	0	1	1	0
BUFFALO	10	2	3	3	4	0	0	0	1	0
<b>TOTALS</b>	<b>186</b>	<b>41</b>	<b>27</b>	<b>35</b>	<b>76</b>	<b>9</b>	<b>6</b>	<b>6</b>	<b>12</b>	<b>1</b>





## RED ZONE PRODUCTION

2017 MIAMI DOLPHINS GAME-BY-GAME RED ZONE PRODUCTION											
GAME	POSS	TD	FGM	FGA	INT	FUM	DWNS	TIME	RZ PLAYS	RZ RUSH	RZ PASS
at L.A. Chargers	3	0	3	3	0	0	0	0	11	4	7
at N.Y. Jets	1	1	0	0	0	0	0	0	3	1	2
NEW ORLEANS	1	0	0	0	1	0	0	0	1	0	1
TENNESSEE	1	1	0	0	0	0	0	0	4	2	2
at Atlanta	3	2	1	1	0	0	0	0	8	4	4
NEW YORK	3	3	0	0	0	0	0	0	6	1	5
at Baltimore	0	0	0	0	0	0	0	0	0	0	0
OAKLAND	3	3	0	0	0	0	0	0	5	0	5
at Carolina	2	2	0	0	0	0	0	0	7	1	6
TAMPA BAY	4	1	2	2	1	0	0	0	12	3	9
at New England	3	1	1	1	1	0	0	0	6	0	6
DENVER	2	1	1	1	0	0	0	0	3	1	2
NEW ENGLAND	3	2	1	1	0	0	0	0	9	1	8
at Buffalo	3	1	2	2	0	0	0	0	12	5	7
at Kansas City	2	0	1	2	0	0	0	0	5	2	3
BUFFALO	4	2	1	1	0	0	1	0	9	2	7
<b>TOTALS</b>	<b>38</b>	<b>20</b>	<b>13</b>	<b>14</b>	<b>3</b>	<b>0</b>	<b>1</b>	<b>0</b>	<b>101</b>	<b>27</b>	<b>74</b>

2017 OPPONENT GAME-BY-GAME RED ZONE PRODUCTION											
GAME	POSS	TD	FGM	FGA	INT	FUM	DWNS	TIME	RZ PLAYS	RZ RUSH	RZ PASS
at L.A. Chargers	3	2	0	1	0	0	0	0	7	2	5
at N.Y. Jets	2	1	1	1	0	0	0	0	6	4	2
NEW ORLEANS	4	2	1	2	0	0	0	0	12	5	7
TENNESSEE	1	1	0	0	0	0	0	0	2	1	1
at Atlanta	1	1	0	0	0	0	0	0	4	3	1
NEW YORK	3	3	0	0	0	0	0	0	6	4	2
at Baltimore	2	2	0	0	0	0	0	0	6	5	1
OAKLAND	2	1	1	1	0	0	0	0	4	2	2
at Carolina	4	4	0	0	0	0	0	0	11	7	4
TAMPA BAY	5	2	3	3	0	0	0	0	9	5	4
at New England	5	5	0	0	0	0	0	0	10	6	4
DENVER	2	0	1	1	0	0	0	1	4	1	3
NEW ENGLAND	3	2	1	1	0	0	0	0	6	1	5
at Buffalo	4	3	1	1	0	0	0	0	7	4	3
at Kansas City	7	2	4	4	0	0	1	0	18	8	10
BUFFALO	3	1	2	2	0	0	0	0	6	4	2
<b>TOTALS</b>	<b>51</b>	<b>32</b>	<b>15</b>	<b>17</b>	<b>0</b>	<b>0</b>	<b>1</b>	<b>1</b>	<b>118</b>	<b>62</b>	<b>56</b>



## PENALTIES

2017 GAME-BY-GAME PENALTIES						
	MIAMI			OPPONENTS		
GAME	PEN	YDS	1DWS	PEN	YDS	1DWS
at L.A. Chargers	5	23	2	6	56	2
at N.Y. Jets	8	51	3	10	94	4
NEW ORLEANS	11	90	2	8	71	1
TENNESSEE	5	23	2	11	77	0
at Atlanta	4	42	1	6	73	3
NEW YORK	9	76	2	12	124	6
at Baltimore	7	43	3	5	40	1
OAKLAND	11	107	2	10	105	4
at Carolina	7	57	2	6	37	2
TAMPA BAY	17	123	2	9	82	2
at New England	6	52	1	7	70	5
DENVER	7	85	1	9	57	1
NEW ENGLAND	8	102	3	9	78	2
at Buffalo	7	60	2	3	28	1
at Kansas City	11	75	4	5	40	0
BUFFALO	14	145	5	6	45	1
<b>TOTALS</b>	<b>137</b>	<b>1,154</b>	<b>37</b>	<b>122</b>	<b>1,077</b>	<b>35</b>

## REPLAY REVIEWS

2017 REPLAY CHALLENGES BY DOLPHINS		
GAME	INITIAL RULING	RULING
L.A. CHARGERS (9/17)	J.Cutler pass incomplete deep right to D.Parker (K. Emanuel). Miami challenged the incomplete pass ruling.	Upheld
N.Y. JETS (10/22)	J.Cutler pass incomplete deep right to K.Stills [D.Bass]. Miami challenged the pass completion ruling.	Reversed
TAMPA BAY (11/19)	R.Fitzpatrick sacked at TB 1 for -7 yards (J.Phillips). Miami challenged the runner was down by contact ruling.	Upheld
BUFFALO (12/31)	T.Taylor pass short left to Z.Jones ran ob at MIA 29 for 3 yards. Miami challenged the pass completion ruling.	Reversed

2017 REPLAY CHALLENGES BY OPPONENT		
GAME	INITIAL RULING	RULING
N.Y. JETS (9/24)	J. Cutler pass short left to K. Stills. NY Jets challenged the pass completion ruling.	Upheld
KANSAS CITY (12/24)	A.Smith pass incomplete short right to T.Hill. Kansas City challenged the incomplete pass ruling.	Upheld



## REPLAY REVIEWS

2017 REVIEWS BY REPLAY ASSISTANT		
GAME	INITIAL RULING	RULING
N.Y. JETS (9/24)	B. Powell left end for 1 yard, TOUCHDOWN. Replay Official reviewed the runner broke the plane ruling.	Upheld
NEW ORLEANS (10/1)	J.Cutler pass short left to K.Stills to MIA 11 for 5 yards (M.Lattimore). FUMBLES (M.Lattimore), ball out of bounds at MIA 11. The Replay Official reviewed the loose ball recovery ruling.	Reversed
TENNESSEE (10/8)	M.Cassel sacked at TEN 24 for -7 yards (K.Alonso). FUMBLES (K.Alonso), RECOVERED by MIA-R.Jones at TEN 38. R.Jones for 38 yards, TOUCHDOWN. The Replay Official reviewed the fumble ruling.	Upheld
ATLANTA (10/15)	T. Coleman left guard for 6 yards, TOUCHDOWN. The Replay Official reviewed the runner broke the plane ruling.	Upheld
N.Y. JETS (10/22)	B.Powell right tackle to NYJ 12 for no gain (R.Jones). FUMBLES (R.Jones), RECOVERED by MIA-K.Alonso at NYJ 13. K.Alonso to NYJ 13 for no gain (K.Beachum). The Replay Official reviewed the fumble ruling.	Reversed
OAKLAND (11/5)	J.Cutler pass deep right to D.Parker ran ob at OAK 15 for 26 yards. The Replay Official reviewed the incomplete pass ruling.	Reversed
CAROLINA (11/13)	C.Newton pass deep middle intended for R.Shepard INTERCEPTED by T.McDonald at MIA 3. T.McDonald to MIA 4 for 1 yard (C.Samuel). The Replay Official reviewed the pass interception ruling.	Reversed
TAMPA BAY (11/19)	J.Cutler pass short left to J.Landry to MIA 37 for 7 yards (R.Smith). FUMBLES (R.Smith), RECOVERED by TB-R.Smith at MIA 37. R.Smith to MIA 37 for no gain (J.Landry). The Replay Official reviewed the fumble ruling.	Upheld
NEW ENGLAND (11/26)	R.Burkhead left tackle for 2 yards, TOUCHDOWN. The Replay Official reviewed the runner broke the plane ruling.	Upheld
NEW ENGLAND (11/26)	T.Brady pass deep middle intended for D.Amendola INTERCEPTED by B.McCain at MIA 35. B.McCain to MIA 35 for no gain (D.Amendola). The Replay Official reviewed the pass interception ruling.	Upheld
DENVER (12/3)	J.Cutler pass deep right intended for K.Stills INTERCEPTED by C.Harris at DEN 35. C.Harris pushed ob at DEN 48 for 13 yards (K.Drake). The Replay Official reviewed the pass interception ruling.	Upheld
NEW ENGLAND (12/11)	T.Brady pass deep right to D.Amendola to MIA 1 for 23 yards (K.Alonso). The Replay Official reviewed the short of the line to gain ruling.	Upheld
KANSAS CITY (12/24)	J.Cutler pass short right to J.Landry to KC 45 for 8 yards (D.Johnson). FUMBLES (D.Johnson), RECOVERED by KC M.Peters at KC 45. M.Peters pushed ob at KC 45 for no gain (A.Derby). The Replay Official reviewed the fumble ruling.	Upheld
BUFFALO (12/31)	D.Fales pass short left to J.Landry to BUF 1 for 4 yards (T.White). FUMBLES (T.White), RECOVERED by BUF-P.Brown at BUF 1. P.Brown for 99 yards, TOUCHDOWN. The Replay Official reviewed the fumble ruling.	Reversed
BUFFALO (12/31)	D.Fales pass short middle to J.Landry for 1 yard, TOUCHDOWN. The Replay Official reviewed the runner broke the plane ruling.	Upheld



## THIRD AND FOURTH DOWNS

2017 GAME-BY-GAME THIRD DOWNS						
GAME	MIAMI			OPPONENTS		
	MADE	ATT	PCT	MADE	ATT	PCT
at L.A. Chargers	5	13	38.5	2	8	25.0
at N.Y. Jets	1	12	8.3	4	13	30.8
NEW ORLEANS	1	8	12.5	6	13	46.2
TENNESSEE	5	15	33.3	2	13	15.4
at Atlanta	5	12	41.7	6	11	54.5
NEW YORK	5	13	38.5	4	11	36.4
at Baltimore	4	15	26.7	3	13	23.1
OAKLAND	5	12	41.7	8	15	53.3
at Carolina	7	12	58.3	11	14	78.6
TAMPA BAY	6	13	46.2	3	13	23.1
at New England	2	11	18.2	5	12	41.7
DENVER	4	15	26.7	1	13	7.7
NEW ENGLAND	4	14	28.6	0	11	0.0
at Buffalo	5	16	31.3	7	15	46.7
at Kansas City	0	8	0.0	8	16	50.0
BUFFALO	5	13	38.5	5	12	41.7
<b>TOTALS</b>	<b>64</b>	<b>202</b>	<b>31.7</b>	<b>75</b>	<b>203</b>	<b>36.9</b>

2017 GAME-BY-GAME FOURTH DOWNS						
GAME	MIAMI			OPPONENTS		
	MADE	ATT	PCT	MADE	ATT	PCT
at L.A. Chargers	0	1	0.0	0	0	0.0
at N.Y. Jets	0	3	0.0	0	0	0.0
NEW ORLEANS	0	1	0.0	1	2	50.0
TENNESSEE	0	0	0.0	0	0	0.0
at Atlanta	2	3	66.7	0	1	0.0
NEW YORK	0	0	0.0	0	0	0.0
at Baltimore	0	2	0.0	0	0	0.0
OAKLAND	0	1	0.0	0	0	0.0
at Carolina	0	1	0.0	0	0	0.0
TAMPA BAY	0	1	0.0	0	0	0.0
at New England	2	3	66.7	1	2	50.0
DENVER	0	0	0.0	0	1	0.0
NEW ENGLAND	1	1	100.0	0	0	0.0
at Buffalo	1	2	50.0	0	1	0.0
at Kansas City	0	2	0.0	0	1	0.0
BUFFALO	1	3	33.3	0	0	0.0
<b>TOTALS</b>	<b>7</b>	<b>24</b>	<b>29.2</b>	<b>2</b>	<b>8</b>	<b>25.0</b>





## QUARTER-BY-QUARTER SCORING

2017 QUARTER-BY-QUARTER SCORING													
GAME	W/L	MIAMI						OPPONENTS					
		1Q	2Q	3Q	4Q	OT	TOT	1Q	2Q	3Q	4Q	OT	TOT
at L.A. Chargers	W	3	0	10	6	–	19	0	10	7	0	–	17
at N.Y. Jets	L	0	0	0	6	–	6	0	10	10	0	–	20
NEW ORLEANS	L	0	0	0	0	–	0	0	3	7	10	–	20
TENNESSEE	W	10	0	0	6	–	16	0	3	7	0	–	10
at Atlanta	W	0	0	14	6	–	20	10	7	0	0	–	17
NEW YORK	W	7	7	0	17	–	31	14	7	7	0	–	28
at Baltimore	L	0	0	0	0	–	0	7	13	0	20	–	40
OAKLAND	L	0	9	7	8	–	24	3	10	7	7	–	27
at Carolina	L	0	7	7	7	–	21	3	14	21	7	–	45
TAMPA BAY	L	7	0	6	7	–	20	3	17	0	10	–	30
at New England	L	0	10	0	7	–	17	14	7	7	7	–	35
DENVER	W	2	14	10	9	–	35	0	3	6	0	–	9
NEW ENGLAND	W	6	7	14	0	–	27	0	10	0	10	–	20
at Buffalo	L	3	3	0	10	–	16	7	14	3	0	–	24
at Kansas City	L	3	10	0	0	–	13	3	17	3	6	–	29
BUFFALO	L	0	0	3	13	–	16	7	3	9	3	–	22
<b>TOTALS</b>	<b>6-10</b>	<b>41</b>	<b>67</b>	<b>71</b>	<b>102</b>	<b>0</b>	<b>281</b>	<b>71</b>	<b>148</b>	<b>94</b>	<b>80</b>	<b>0</b>	<b>393</b>

## LONGEST DRIVES

2017 MIAMI DOLPHINS LONGEST DRIVES		
PLAYS	NET YARDS	TIME
17 (at Buffalo, 12/17)	90 (vs. Tampa Bay, 11/19)	8:43 (at Atlanta, 10/15)

2017 OPPONENTS LONGEST DRIVES		
PLAYS	NET YARDS	TIME
14 (vs. New Orleans, 10/1)	90 (at Atlanta, 10/15)	7:29 (vs. Oakland, 11/5)

## INACTIVES

2017 MIAMI DOLPHINS GAME-BY-GAME INACTIVES							
at L.A. Chargers	Tankersley	McTyer	Mauluga	Asiata	E. Smith	Young	Timmons
at N.Y. Jets	Tankersley	McTyer	Mauluga	Asiata	E. Smith	Young	Phillips
NEW ORLEANS	McTyer	Maxwell	Mauluga	Asiata	E. Smith	Young	Phillips
TENNESSEE	M. Smith	McTyer	Maxwell	Anthony	Asiata	Young	Phillips
at Atlanta	Parker	M. Smith	McTyer	Maxwell	Anthony	Asiata	Young
NEW YORK	Parker	M. Smith	Maxwell	Anthony	Asiata	Young	Taylor
at Baltimore	Cutler	Parker	M. Smith	Anthony	Branch	Steen	Asiata
OAKLAND	Fales	Anthony	Larsen	Asiata	Scott	Taylor	–
at Carolina	Fales	Lucas	McTyer	Anthony	Asiata	Sterup	Scott
TAMPA BAY	Fales	Lucas	McTyer	D. Smith	Asiata	Sterup	Carroo
at New England	Cutler	M. Smith	McTyer	Asiata	Bushrod	Scott	Hayes
DENVER	Moore	Williams	McTyer	Godchaux	Asiata	Bushrod	Derby
NEW ENGLAND	Moore	Williams	Tankersley	Asiata	Bushrod	Malveaux	Derby
at Buffalo	Moore	Williams	Tankersley	M. Thomas	Branch	Asiata	Bushrod
at Kansas City	Moore	Williams	Tankersley	M. Thomas	Asiata	E. Smith	Duarte
BUFFALO	Moore	Williams	Verner	Elston	Tunsil	E. Smith	Scott



## STARTERS

2017 MIAMI DOLPHINS GAME-BY-GAME OFFENSE STARTERS											
GAME	WR	LT	LG	C	RG	RT	TE	WR	QB	RB	WR
at L.A. Chargers	Stills	Tunsil	Steen	Pouncey	Bushrod	James	J. Thomas	Parker	Cutler	Ajayi	Landry
at N.Y. Jets	Stills	Tunsil	Steen	Pouncey	Bushrod	James	J. Thomas	Parker	Cutler	Ajayi	Landry
NEW ORLEANS	Stills	Tunsil	Steen	Pouncey	Bushrod	James	J. Thomas	Parker	Cutler	Ajayi	Landry
TENNESSEE	Stills	Tunsil	Steen	Pouncey	Bushrod	James	Fasano	Parker	Cutler	Ajayi	Landry
at Atlanta	Stills	Tunsil	Steen	Pouncey	Bushrod	James	J. Thomas	Fasano (TE)	Cutler	Ajayi	Landry
NEW YORK	Stills	Tunsil	Steen	Pouncey	Bushrod	James	J. Thomas	Fasano (TE)	Cutler	Ajayi	Landry
at Baltimore	Stills	Tunsil	Davis	Pouncey	Bushrod	James	J. Thomas	Fasano (TE)	Moore	Ajayi	Landry
OAKLAND	Stills	Tunsil	Davis	Pouncey	Bushrod	James	J. Thomas	Fasano (TE)	Cutler	Williams	Landry
at Carolina	Stills	Tunsil	Larsen	Pouncey	Bushrod	Davis	J. Thomas	Parker	Cutler	Williams	Landry
TAMPA BAY	Stills	Tunsil	Larsen	Pouncey	Bushrod	Davis	J. Thomas	Parker	Cutler	Williams	Landry
at New England	Stills	Tunsil	Larsen	Pouncey	Davis	Young	Drake (RB)	Parker	Moore	Williams	Landry
DENVER	Stills	Tunsil	Larsen	Pouncey	Davis	Young	J. Thomas	Parker	Cutler	Drake	Landry
NEW ENGLAND	Stills	Tunsil	Larsen	Pouncey	Davis	Young	J. Thomas	Parker	Cutler	Drake	Landry
at Buffalo	Stills	Tunsil	Larsen	Pouncey	Davis	Young	J. Thomas	Parker	Cutler	Drake	Landry
at Kansas City	Stills	Tunsil	Larsen	Pouncey	Davis	Young	Fasano	Parker	Cutler	Drake	Landry
BUFFALO	Stills	Sterup	Larsen	Pouncey	Davis	Young	Fasano	Parker	Cutler	Drake	Landry

2017 MIAMI DOLPHINS GAME-BY-GAME DEFENSE STARTERS											
GAME	DE	DT	DT	DE	LB	LB	LB	CB	CB	S	S
at L.A. Chargers	Branch	Suh	Phillips	Wake	Alonso	Hull	C. Allen	Maxwell	Howard	Jones	N. Allen
at N.Y. Jets	Branch	Suh	Godchaux	Wake	Alonso	Hull	McCain (CB)	Maxwell	Howard	Jones	N. Allen
NEW ORLEANS	Branch	Suh	Godchaux	Wake	Alonso	Hull	Timmons	Tankersley	Howard	Jones	N. Allen
TENNESSEE	Branch	Suh	Godchaux	Wake	Alonso	Mauluga	Timmons	Tankersley	Howard	Jones	N. Allen
at Atlanta	Branch	Suh	Phillips	Wake	Alonso	Mauluga	Timmons	Tankersley	Howard	Jones	N. Allen
NEW YORK	Branch	Suh	Phillips	Wake	Alonso	Timmons	McCain (CB)	Tankersley	Howard	Jones	N. Allen
at Baltimore	Harris	Suh	Godchaux	Wake	Alonso	Mauluga	Timmons	Tankersley	Howard	Jones	N. Allen
OAKLAND	Branch	Suh	Godchaux	Wake	Alonso	Mauluga	Timmons	Tankersley	Howard	Jones	M. Thomas
at Carolina	Branch	Suh	Phillips	Wake	Alonso	Timmons	McCain (CB)	Tankersley	Howard	Jones	McDonald
TAMPA BAY	Branch	Suh	Phillips	Wake	Alonso	C. Allen	Timmons	Tankersley	Howard	Jones	McDonald
at New England	Branch	Suh	Phillips	Wake	Alonso	M. Thomas (S)	Timmons	Tankersley	Howard	Jones	McDonald
DENVER	Branch	Suh	Phillips	Wake	Alonso	McCain (CB)	Timmons	Tankersley	Howard	Jones	McDonald
NEW ENGLAND	Branch	Suh	Phillips	Wake	Alonso	Verner (CB)	Timmons	McCain	Howard	Jones	McDonald
at Buffalo	Harris	Suh	Phillips	Wake	Alonso	C. Allen	Timmons	McCain	Howard	Jones	McDonald
at Kansas City	Branch	Suh	Phillips	Wake	Alonso	McCain (CB)	Timmons	Verner	Howard	Jones	McDonald
BUFFALO	Branch	Suh	Phillips	Wake	Alonso	C. Allen	Timmons	Tankersley	Howard	Jones	McDonald



## PARTICIPATION

2017 MIAMI DOLPHINS PARTICIPATION CHART																				
NAME	LAC	NYJ	NO	TEN	ATL	NYJ	BAL	OAK	CAR	TB	NE	DEN	NE	BUF	KC	BUF	GP	GS	DNP	INA
Aikens, Walt	X	X	X	X	X	X	X	X	X	X	X	X	X	X	X	X	16	0	0	0
Ajayi, Jay	RB	RB	RB	RB	RB	RB	RB	NOR	NOR	NOR	NOR	NOR	NOR	NOR	NOR	NOR	7	7	0	0
Allen, Chase	LB	X	X	X	X	X	X	X	X	LB	X	X	X	LB	X	LB	16	4	0	0
Allen, Nate	S	S	S	S	S	S	S	IR	IR	IR	IR	IR	IR	IR	IR	IR	7	7	0	0
Alonso, Kiko	LB	LB	LB	LB	LB	LB	LB	LB	LB	LB	LB	LB	LB	LB	LB	LB	16	16	0	0
Anthony, Stephone	NOR	DNP	X	INA	INA	INA	INA	INA	INA	X	X	X	X	X	X	X	8	0	1	6
Asiata, Isaac	INA	INA	INA	INA	INA	INA	INA	INA	INA	INA	INA	INA	INA	INA	INA	X	1	0	0	15
Barrow, Lamin	IR	IR	IR	IR	IR	IR	IR	IR	IR	IR	IR	IR	IR	IR	IR	IR	0	0	0	0
Branch, Andre	DE	DE	DE	DE	DE	DE	INA	DE	DE	DE	DE	DE	DE	INA	DE	DE	14	14	0	2
Brendel, Jake	X	X	X	X	X	X	X	X	X	X	X	X	X	X	X	X	16	0	0	0
Bushrod, Jermon	RG	RG	RG	RG	RG	RG	RG	RG	RG	RG	INA	INA	INA	INA	IR	IR	10	10	0	4
Calhoun, Taveze	NOR	NOR	NOR	NOR	NOR	NOR	NOR	NOR	NOR	NOR	NOR	NOR	NOR	NOR	PS	PS	0	0	0	0
Carroo, Leonte	X	X	X	X	X	X	X	X	X	INA	X	X	X	X	X	NFI	14	0	0	1
Cutler, Jay	QB	QB	QB	QB	QB	QB	INA	QB	QB	QB	INA	QB	QB	QB	QB	QB	14	14	0	2
Davis, Jesse	X	X	X	X	X	X	LG	LG	RT	RT	RG	RG	RG	RG	RG	RG	16	10	0	0
Denney, John	X	X	X	X	X	X	X	X	X	X	X	X	X	X	X	X	16	0	0	0
Derby, A.J.	NOR	NOR	NOR	NOR	NOR	NOR	NOR	NOR	NOR	NOR	NOR	INA	INA	DNP	X	X	2	0	1	2
Doughty, Brandon	PS	PS	PS	PS	PS	PS	PS	PS	PS	PS	PS	PS	PS	PS	PS	PS	0	0	0	0
Drake, Kenyan	X	X	X	X	X	X	X	X	X	X	RB	RB	RB	RB	RB	RB	16	6	0	0
Duarte, Thomas	PS	PS	PS	PS	PS	PS	PS	PS	PS	PS	PS	PS	PS	PS	INA	DNP	0	0	1	1
Elston, Trae	NOR	NOR	NOR	NOR	NOR	NOR	NOR	NOR	NOR	NOR	NOR	NOR	NOR	NOR	NOR	INA	0	0	0	1
Fales, David	NOR	NOR	NOR	NOR	NOR	NOR	DNP	INA	INA	INA	DNP	X	DNP	DNP	DNP	X	2	0	5	3
Fasano, Anthony	X	X	X	TE	TE	TE	TE	TE	X	X	X	X	X	X	TE	TE	16	7	0	0
Fede, Terrence	X	X	X	X	X	X	X	X	X	X	X	X	X	X	X	X	16	0	0	0
Ford, Isaiah	IR	IR	IR	IR	IR	IR	IR	IR	IR	IR	IR	IR	IR	IR	IR	IR	0	0	0	0
Godchaux, Davon	X	DT	DT	DT	X	X	DT	DT	X	X	INA	X	X	X	X	X	15	5	0	1
Grant, Jakeem	X	X	X	X	X	X	X	X	X	X	X	X	X	X	X	X	16	0	0	0
Gray, MarQueis	X	X	X	X	X	X	X	X	X	X	X	X	X	X	X	X	16	0	0	0
Haack, Matt	X	X	X	X	X	X	X	X	X	X	X	X	X	X	X	X	16	0	0	0
Harris, Charles	X	X	X	X	X	X	DE	X	X	X	X	X	X	DE	X	X	16	2	0	0
Hayes, William	X	X	X	X	X	X	X	X	X	X	INA	IR	IR	IR	IR	IR	10	0	0	1
Hewitt, Neville	NOR	NOR	NOR	NOR	PS	PS	PS	PS	PS	PS	X	X	X	X	X	X	6	0	0	0
Hickey, Sean	PS	PS	PS	PS	PS	PS	PS	PS	PS	PS	PS	PS	PS	PS	PS	PS	0	0	0	0
Howard, Tracy	NOR	NOR	NOR	NOR	NOR	NOR	NOR	NOR	NOR	NOR	NOR	NOR	NOR	NOR	PS	PS	0	0	0	0
Howard, Xavien	CB	CB	CB	CB	CB	CB	CB	CB	CB	CB	CB	CB	CB	CB	CB	CB	16	16	0	0
Hull, Mike	LB	LB	LB	X	X	X	X	X	X	X	X	X	X	X	X	X	16	3	0	0
James, Ja'Wuan	RT	RT	RT	RT	RT	RT	RT	RT	IR	IR	IR	IR	IR	IR	IR	IR	8	8	0	0
Jones, Reshad	S	S	S	S	S	S	S	S	S	S	S	S	S	S	S	S	16	16	0	0
Landry, Jarvis	WR	WR	WR	WR	WR	WR	WR	WR	WR	WR	WR	WR	WR	WR	WR	WR	16	16	0	0
Larsen, Ted	IR	IR	IR	IR	IR	IR	IR	INA	LG	LG	LG	LG	LG	LG	LG	LG	8	8	0	1
Lewis, Malcolm	PS	PS	PS	PS	PS	PS	PS	PS	PS	PS	PS	PS	PS	PS	PS	PS	0	0	0	0
Lippett, Tony	IR	IR	IR	IR	IR	IR	IR	IR	IR	IR	IR	IR	IR	IR	IR	IR	0	0	0	0
Listenbee, Kolby	NOR	NOR	NOR	PS	PS	PS	PS	PS	PS	PS	PS	PS	PS	NOR	NOR	NOR	0	0	0	0
Lucas, Jordan	PS	PS	PS	X	X	X	X	X	INA	INA	X	X	X	X	X	X	11	0	0	2
Malveaux, Cameron	PS	PS	PS	PS	PS	PS	PS	PS	PS	PS	PS	X	INA	X	X	X	4	0	0	1
March-Lillard, Justin	X	X	NOR	NOR	NOR	NOR	NOR	NOR	NOR	NOR	NOR	NOR	NOR	NOR	NOR	NOR	2	0	0	0
Maualuga, Rey	INA	INA	INA	LB	LB	X	LB	LB	X	NOR	NOR	NOR	NOR	NOR	NOR	NOR	6	4	0	3
Maxwell, Byron	CB	CB	INA	INA	INA	INA	NOR	NOR	NOR	NOR	NOR	NOR	NOR	NOR	NOR	NOR	2	2	0	4
McCain, Bobby	X	CB	X	X	X	CB	X	X	CB	X	X	CB	CB	CB	CB	X	16	7	0	0
McDonald, T.J.	SUSP	SUSP	SUSP	SUSP	SUSP	SUSP	SUSP	SUSP	S	S	S	S	S	S	S	S	8	8	0	0
McMillan, Raekwon	IR	IR	IR	IR	IR	IR	IR	IR	IR	IR	IR	IR	IR	IR	IR	IR	0	0	0	0
McTyer, Torry	INA	INA	INA	INA	INA	X	X	X	INA	INA	INA	INA	X	X	X	X	7	0	0	9
Misi, Koa	IR	IR	IR	IR	IR	IR	IR	IR	IR	IR	IR	IR	IR	IR	IR	IR	0	0	0	0
Moore, Matt	DNP	DNP	DNP	DNP	DNP	X	QB	DNP	DNP	X	QB	INA	INA	INA	INA	INA	4	2	7	5
Morgan, Drew	PS	PS	PS	PS	PS	PS	PS	PS	PS	PS	PS	PS	PS	PS	PS	PS	0	0	0	0
Parker, DeVante	WR	WR	WR	WR	INA	INA	INA	X	WR	WR	WR	WR	WR	WR	WR	WR	13	12	0	3
Parkey, Cody	X	X	X	X	X	X	X	X	X	X	X	X	X	X	X	X	16	0	0	0
Perry, Seniorise	X	X	X	X	X	X	X	X	X	X	X	X	X	X	X	X	16	0	0	0
Phillips, Jordan	DT	INA	INA	INA	DT	DT	X	X	DT	DT	DT	DT	DT	DT	DT	DT	13	11	0	3
Pouncey, Mike	C	C	C	C	C	C	C	C	C	C	C	C	C	C	C	C	16	16	0	0
Radcliff, Brandon	NOR	NOR	NOR	NOR	NOR	NOR	NOR	NOR	NOR	NOR	NOR	NOR	NOR	PS	PS	PS	0	0	0	0
Reilly, Trevor	PS	PS	PS	PS	NOR	NOR	NOR	NOR	NOR	NOR	NOR	NOR	NOR	NOR	NOR	NOR	0	0	0	0
Rivers, David	NOR	NOR	NOR	NOR	NOR	NOR	NOR	NOR	NOR	NOR	NOR	NOR	NOR	PS	PS	NOR	0	0	0	0
Scott, Rashawn	PUP	PUP	PUP	PUP	PUP	PUP	PUP	INA	INA	X	INA	PS	PS	PS	PS	INA	1	0	0	4
Smith, De'Veon	PS	PS	PS	PS	PS	PS	PS	PS	PS	INA	PS	X	X	X	X	X	5	0	0	1
Smith, Eric	INA	INA	INA	IR	IR	IR	IR	IR	IR	IR	IR	IR	IR	IR	INA	INA	0	0	0	5
Smith, Maurice	X	X	X	INA	INA	INA	INA	X	X	X	INA	NFI	NFI	NFI	NFI	NFI	6	0	0	5
Steen, Anthony	LG	LG	LG	LG	LG	LG	INA	IR	IR	IR	IR	IR	IR	IR	IR	IR	6	6	0	1
Sterup, Zach	NOR	NOR	NOR	NOR	NOR	NOR	NOR	NOR	INA	INA	X	X	X	X	X	LT	6	1	0	2
Stills, Kenny	WR	WR	WR	WR	WR	WR	WR	WR	WR	WR	WR	WR	WR	WR	WR	WR	16	16	0	0
Suh, Ndamukong	DT	DT	DT	DT	DT	DT	DT	DT	DT	DT	DT	DT	DT	DT	DT	DT	16	16	0	0
Tankersley, Cordrea	INA	INA	CB	CB	CB	CB	CB	CB	CB	CB	CB	CB	CB	INA	INA	CB	11	11	0	5
Tannehill, Ryan	IR	IR	IR	IR	IR	IR	IR	IR	IR	IR	IR	IR	IR	IR	IR	IR	0	0	0	0
Taylor, Vincent	X	X	X	X	X	INA	X	INA	X	X	X	X	X	X	X	IR	13	0	0	2
Thomas, Julius	TE	TE	TE	X	TE	TE	TE	TE	TE	TE	X	TE	TE	TE	IR	IR	14	12	0	0
Thomas, Michael	X	X	X	X	X	X	X	S	X	X	S	X	X	INA	INA	IR	13	2	0	2
Timmons, Lawrence	INA	SUSP	LB	LB	LB	LB	LB	LB	LB	LB	LB	LB	LB	LB	LB	LB	14	14	0	1
Tunsil, Laremy	LT	LT	LT	LT	LT	LT	LT	LT	LT	LT	LT	LT	LT	LT	LT	INA	15	15	0	1
Verner, Alterraun	X	X	X	X	X	X	X	X	X	X	X	X	CB	X	CB	INA	15	2	0	1
Wake, Cameron	DE	DE	DE	DE	DE	DE	DE	DE	DE	DE	DE	DE	DE	DE	DE	DE	16	16	0	0
Williams, Damien	X	X	X	X	X	X	X	RB	RB	RB	RB	INA	INA	INA	INA	INA	11	4	0	5
Woodard, Jonathan	NOR	NOR	NOR	NOR	NOR	NOR	NOR	NOR	NOR	NOR	NOR	NOR	NOR	PS	PS	PS	0	0	0	0
Wright, Gabe	PS	PS	PS	PS	PS	PS	PS	PS	PS	PS	PS	PS	PS	PS	PS	X	1	0	0	0
Young, Sam	INA																			



## THE LAST TIME IT HAPPENED

THE LAST TIME (TEAM)		
BY DOLPHINS		BY OPPONENT
34-31, at Buffalo, 12/24/16	WON IN OVERTIME	21-24, at Arizona, 9/30/12
31-28, vs. N.Y. Jets, 10/22/17	WON BY SCORING IN THE LAST 2 MINUTES	30-20, vs. Tampa Bay, 11/19/17
34-31, at Buffalo, 12/24/16	TIED BY SCORING IN THE LAST 2 MINUTES	21-24, at Arizona, 9/30/12
37-0, vs. San Diego, 11/2/14	SHUTOUT AN OPPONENT	0-40, at Baltimore, 10/26/17
35-9, vs. Denver, 12/3/17	WON BY 20+ POINTS	21-45, at Carolina, 11/13/17
24-23, vs. Buffalo, 12/4/05	WON AFTER TRAILING BY 20+ POINTS	34-46, vs. New Orleans, 10/25/09
38-10, at Tennessee, 10/18/15	HELD A 28+ POINT LEAD	21-45, at Carolina, 11/13/17
35-9, vs. Denver, 12/3/17	HELD A 21+ POINT LEAD	21-45, at Carolina, 11/13/17
21 (third quarter), at N.Y. Jets, 12/17/16	SCORED 20+ POINTS IN A QUARTER	21 (third quarter), at Carolina, 11/13/17
20 (second half), at Atlanta, 10/15/17	SCORED 20+ POINTS IN A HALF	20 (first half), at Kansas City, 12/24/17
22-9, vs. Buffalo, 11/13/14	HELD OPPONENT WITHOUT A TD	0-40, at Baltimore, 10/26/17
3 offense & 1 defense, vs. Denver, 12/3/17	SCORED TD ON OFFENSE AND DEFENSE	3 offense & 2 defense, at Baltimore, 10/26/17
1 offense, 1 defense, 2 special teams, at N.Y. Jets, 11/1/09	SCORED TD ON OFFENSE, DEFENSE & SPECIAL TEAMS	2 offense, 1 defense & 2 special teams, at New England, 10/4/10
Twice vs. Denver, 12/3/17	SCORED SAFETY	vs. Indianapolis, 12/26/15





## THE LAST TIME IT HAPPENED

THE LAST TIME (OFFENSE)		
BY DOLPHINS		BY OPPONENT
Has never happened	600+ NET YARDS OF OFFENSE	622, vs. New England, 9/12/11
503, vs. Houston, 10/25/15	500+ NET YARDS OF OFFENSE	548, at Carolina, 11/13/17
448, vs. Tampa Bay, 11/19/17	400+ NET YARDS OF OFFENSE	404, at Kansas City, 12/24/17
315, vs. Baltimore, 11/11/73	300+ NET RUSHING YARDS	305, at Pittsburgh, 12/18/88
261, at Buffalo, 12/24/16	200+ NET RUSHING YARDS	294, at Carolina, 11/13/17
206, Jay Ajayi, at Buffalo, 12/24/16	200-YARD RUSHING GAME	203, Rueben Mayes, vs. New Orleans, 12/7/86
206, Jay Ajayi, at Buffalo, 12/24/16	150-YARD RUSHING GAME	166, Chris Ivory, vs. N.Y. Jets, 10/4/15
114, Kenyan Drake, vs. New England, 12/11/17	100-YARD RUSHING GAME	112, Dion Lewis, at New England, 11/26/17
Mercury Morris (125) and Don Nottingham (102), at Green Bay, 10/5/75	TWO 100-YARD RUSHERS	LeSean McCoy (112) and Karlos Williams (110), at Buffalo, 11/8/15
Kenyan Drake, 120, vs. Denver, 12/3/17, 114, vs. New England, 12/11/17	CONSECUTIVE 100-YARD RUSHING GAMES	C.J. Anderson, 167, at Denver, 11/23/14 and Chris Johnson, 105, at N.Y. Jets, 12/1/14
Jay Ajayi (206) and Damien Williams (56), at Buffalo, 12/24/16	COMBINED 200-YARDS RUSHING BY 2 PLAYERS	Jonathan Stewart (110) and Cam Newton (95), at Carolina, 11/13/17
32, Jay Ajayi, at Buffalo, 12/24/16	30+ CARRIES	32, Knile Davis, vs. Kansas City, 9/21/14
25, Kenyan Drake, vs. New England, 12/11/17	25+ CARRIES	29, Kareem Hunt, at Kansas City, 12/24/17
85t, Lamar Miller, vs. Houston, 10/25/15	80+ YARD RUSHING PLAY	Has never happened
69, Damien Williams, vs. Tampa Bay, 11/19/17	60+ YARD RUSHING PLAY	69, Cam Newton, at Carolina, 11/13/17
42t, Kenyan Drake, vs. Denver, 12/3/17	40+ YARD RUSHING PLAY	69, Cam Newton, at Carolina, 11/13/17 43, Cameron Artis-Payne, at Carolina, 11/13/17
2, Jay Ajayi, vs. Pittsburgh, 10/16/16	2+ RUSHING TOUCHDOWNS	2, Marshawn Lynch, vs. Oakland, 11/5/17
442, at Cincinnati, 10/1/95	400+ NET PASSING YARDS (TEAM)	419, at Indianapolis, 11/4/12
365, vs. Tampa Bay, 11/19/17	300+ NET PASSING YARDS (TEAM)	301, at Kansas City, 12/24/17
58, Ryan Tannehill, at N.Y. Jets, 11/29/15	50+ PASS ATTEMPTS	56, Tom Brady, vs. New England, 9/7/14
42, David Fales, vs. Buffalo, 12/31/17	40+ PASS ATTEMPTS	43, Tom Brady, vs. New England, 12/11/17
34, Jay Cutler, vs. Oakland, 11/5/17	30+ COMPLETIONS	31, Philip Rivers, at L.A. Chargers, 9/17/17
29, David Fales, vs. Buffalo, 12/31/17	25+ COMPLETIONS	25, Alex Smith, at Kansas City, 12/24/17
at Kansas City, 12/24/17	NO SACKS ALLOWED	at Carolina, 11/13/17



## THE LAST TIME IT HAPPENED

THE LAST TIME (OFFENSE)		
BY DOLPHINS		BY OPPONENT
158.3, Ryan Tannehill, at Houston, 10/25/15	PERFECT PASSER RATING (158.3) <i>(MIN. 20 ATTEMPTS)</i>	158.3, Geno Smith, vs. N.Y. Jets, 12/28/14
311, Jay Cutler, vs. Oakland, 11/5/17	300+ YARD PASSER	304, Alex Smith, at Kansas City, 12/24/17
Ryan Tannehill, 389, at New England, 9/18/16 and 319, vs. Cleveland, 9/25/16	CONSECUTIVE 300+ YARD PASSING GAMES	Philip Rivers, 331, at San Diego, 12/14/15 and Eli Manning, 337, vs. N.Y. Giants, 12/20/15
4, Matt Moore, at N.Y. Jets, 12/17/16	4+ TD PASSES	4, Tom Brady, at New England, 11/26/17
3, Jay Cutler, vs. New England, 12/11/17	3+ TD PASSES	4, Tom Brady, at New England, 11/26/17
15, Chris Chambers, vs. Buffalo, 12/4/05	15+ RECEPTIONS	15, Isaac Bruce, at St. Louis, 12/24/95
10, Jarvis Landry, at Buffalo, 12/17/17	10+ RECEPTIONS	10, Alvin Kamara, vs. New Orleans, 10/1/17
253, Brian Hartline, at Arizona, 9/30/12	200-YARD RECEIVER	221, Eric Decker, vs. N.Y. Jets, 12/28/14
180, Kenny Stills, vs. Tampa Bay, 11/19/17	150-YARD RECEIVER	151, Julian Edelman, vs. New England, 1/1/17
107, Jakeem Grant, at Kansas City, 12/24/17	100-YARD RECEIVER	109, Tyreek Hill, at Kansas City, 12/24/17
Jarvis Landry (137) and DeVante Parker (106) at New England, 9/18/16	TWO 100-YARD RECEIVERS IN SAME GAME	Calvin Johnson (113) and Golden Tate (109) at Detroit, 11/9/14
Jarvis Landry, 103, vs. Arizona, 12/11/16 and 108, at N.Y. Jets, 12/17/16	CONSECUTIVE 100-YARD RECEIVING GAMES	Sammy Watkins, 154, at Buffalo, 12/24/16, Julian Edelman, 151, vs. New England, 1/1/17, Keenan Allen, 100, at L.A. Chargers, 9/17/17
Jakeem Grant, 101 (first half), at Kansas City, 12/24/17	100-YARDS RECEIVING IN A HALF	Jared Cook, 113 (first half), vs. Oakland, 11/5/17
Has never happened	90+ YARD PASSING PLAY	99t, Tom Brady to Wes Welker, vs. New England, 9/12/11
80, Ryan Tannehill to Brian Hartline, at Arizona, 9/30/12	80+ YARD PASSING PLAY	84, Eli Manning to Odell Beckham Jr., vs. N.Y. Giants, 12/14/15
65t, Jay Cutler to Jakeem Grant, at Kansas City, 12/24/17	60+ YARD PASSING PLAY	69, Josh McCown to Robby Anderson, at N.Y. Jets, 9/24/17
65t, Jay Cutler to Jakeem Grant, at Kansas City, 12/24/17	50+ YARD PASSING PLAY	52, Alex Smith to Tyreek Hill, at Kansas City, 12/24/17
65t, Jay Cutler to Jakeem Grant, at Kansas City, 12/24/17	40+ YARD PASSING PLAY	52, Alex Smith to Tyreek Hill, at Kansas City, 12/24/17
3, Lamar Thomas, vs. Denver, 12/21/98	3+ TD RECEPTIONS	3, Danny Woodhead, at San Diego, 12/20/15
2, Jarvis Landry, vs. New England, 12/11/17	2+ TD RECEPTIONS	2, Rob Gronkowski, at New England, 11/26/17
Kenyan Drake (114 rushing and 79 receiving), vs. New England, 12/11/17	LED TEAM IN RUSHING & RECEIVING IN SAME GAME	C.J. Anderson (67 rushing and 43 receiving), vs. Denver, 12/3/17
Jay Ajayi (214 rushing) and Kenny Stills (100 receiving) vs. Buffalo, 10/23/16	100-YARD RUSHER & 100-YARD RECEIVER IN SAME GAME	LeSean McCoy (128 rushing) and Sammy Watkins (154 receiving) at Buffalo, 12/24/16
Dan Marino (307 passing), Mark Higgs (131 rushing) and Tony Martin (106 receiving) vs. Tampa Bay, 12/1/91	100-YARD RUSHER, 100-YARD RECEIVER & 300-YARD PASSER IN SAME GAME	Tyrod Taylor (329 passing), LeSean McCoy (128 rushing), Sammy Watkins (154 receiving), at Buffalo, 12/24/16
Damien Williams (1 rushing, 1 receiving), at San Diego, 11/13/16	1+ RUSHING TD & 1+ RECEIVING TD IN SAME GAME	LeSean McCoy (1 rushing, 1 receiving), at Buffalo, 12/17/17



## THE LAST TIME IT HAPPENED

THE LAST TIME (OFFENSE)		
BY DOLPHINS		BY OPPONENT
David Fales (1 passing, 1 rushing), vs. Buffalo, 12/31/17	1+ PASSING TD & 1+ RUSHING TD IN SAME GAME	Tyrod Taylor (1 passing, 1 rushing), at Buffalo, 12/17/17
vs. New England, 12/11/17	NO TURNOVERS	vs. Buffalo, 12/31/17
vs. N.Y. Jets, 10/22/17	TD SCORED ON FIRST DRIVE	vs. Buffalo, 12/31/17
Kenyan Drake, vs. Oakland, 11/5/17	SUCCESSFUL 2-POINT CONVERSION	Tom Brady to Julian Edelman, vs. New England, 1/1/17
vs. Buffalo, 12/31/17	FAILED 2-POINT CONVERSION	vs. Buffalo, 12/31/17



## THE LAST TIME IT HAPPENED

THE LAST TIME (DEFENSE)		
BY DOLPHINS		BY OPPONENT
76, vs. Buffalo, 10/21/73	HELD OPPONENT UNDER 100 YARDS OF TOTAL OFFENSE	88, at New England, 10/12/80
118, vs. Buffalo, 9/21/03	HELD OPPONENT UNDER 150 YARDS OF TOTAL OFFENSE	103, at Buffalo, 12/22/13
188, vs. Tennessee, 10/8/17	HELD OPPONENT UNDER 200 YARDS OF TOTAL OFFENSE	196, at Baltimore, 10/26/17
248, vs. New England, 12/11/17	HELD OPPONENT UNDER 300 YARDS OF TOTAL OFFENSE	221, at New England, 11/26/17
25, vs. New England, 12/11/17	HELD OPPONENT UNDER 30 YARDS RUSHING	12, at N.Y. Jets, 11/29/15
25, vs. New England, 12/11/17	HELD OPPONENT UNDER 50 YARDS RUSHING	45, at Baltimore, 10/26/17
25, vs. New England, 12/11/17	HELD OPPONENT UNDER 75 YARDS RUSHING	59, at Kansas City, 12/24/17
25, vs. New England, 12/11/17	HELD OPPONENT UNDER 100 YARDS RUSHING	93, vs. Buffalo, 12/31/17
49, at N.Y. Jets, 12/1/14	HELD OPPONENT UNDER 100 YARDS NET PASSING	78, vs. Tennessee, 10/8/17
125, vs. Arizona, 12/11/16	HELD OPPONENT UNDER 150 YARDS NET PASSING	78, vs. Tennessee, 10/8/17
Louis Delmas (81) and Brent Grimes (22), at Jacksonville, 10/26/14	2+ INTERCEPTION RETURNS FOR TOUCHDOWNS BY TEAM IN SAME GAME	Darren Sharper (42) and Tracy Porter (54), vs. New Orleans, 10/25/09
30t, Xavien Howard, vs. Denver, 12/3/17	INTERCEPTION RETURN FOR A TD	65t, Justin Simmons, vs. Denver, 12/3/17
3, Sam Madison, vs. Tennessee, 11/7/99	3+ INTERCEPTIONS	3, Nate Clements, at Buffalo, 10/20/02
2, Xavien Howard, vs. New England, 12/11/17	2+ INTERCEPTIONS	2, Preston Brown, vs. Buffalo, 9/27/15
8, at Arizona, 9/30/12	7+ SACKS BY TEAM	7, at New England, 11/26/17
6, vs. Tennessee, 10/8/17	6+ SACKS BY TEAM	7, at New England, 11/26/17
6, vs. Tennessee, 10/8/17	5+ SACKS BY TEAM	7, at New England, 11/26/17
4, Cameron Wake, at Tennessee, 10/18/15	4+ SACKS	Has never happened
4, Cameron Wake, at Tennessee, 10/18/15	3+ SACKS	3.5, Elvis Dumervil, vs. Baltimore, 12/7/14
2.5, Cameron Wake, vs. N.Y. Jets, 10/22/17	2+ SACKS	2, Trey Flowers and Elandon Roberts, at New England, 11/26/17
14t, Reshad Jones, at New England, 11/26/17	FUMBLE RECOVERED FOR TOUCHDOWN	0t, Adarius Glanton, vs. Tampa Bay, 11/19/17





## THE LAST TIME IT HAPPENED

THE LAST TIME (SPECIAL TEAMS)		
BY DOLPHINS		BY OPPONENT
96t, Kenyan Drake, vs. N.Y. Jets, 11/6/16	KICKOFF RETURN FOR A TD	102t, C.J. Spiller, at Buffalo, 9/14/14
94t, Mercury Morris, at New England, 12/5/71	KICKOFF RETURN FOR A TD ON OPENING KICKOFF	101t, Jacoby Ford, at Oakland, 11/28/10
78, Kenyan Drake, vs. San Francisco, 11/27/16	50+ YARD KICKOFF RETURN	87, Chris Owusu, vs. N.Y. Jets, 12/28/14
74t, Jakeem Grant, vs. Tennessee, 10/9/16	PUNT RETURN FOR A TD	79t, Leodis McKelvin, at Buffalo, 11/15/12
74t, Jakeem Grant, vs. Tennessee, 10/9/16	50+ YARD PUNT RETURN	57, Jeremy Kerley, at N.Y. Jets, 11/29/15
Walt Aikens, at N.Y. Jets, 12/17/16	BLOCKED PUNT RECOVERED FOR A TD	Chris Burkett, vs. N.Y. Jets, 9/29/91
Terrence Fede, vs. Denver, 12/3/17	BLOCKED PUNT	Boobie Dixon, at Buffalo, 9/14/14
Walt Aikens return of blocked PAT, vs. Arizona, 12/11/16	DEFENSIVE 2-POINT CONVERSION ON PAT	Has never happened
Jordan Phillips, vs. Arizona, 12/11/16	BLOCKED PAT	Donald Penn, vs. Tampa Bay, 11/15/09
Cody Parkey, vs. Oakland, 11/5/17	MISSED (NOT BLOCKED) PAT	Chandler Catanzaro, at Arizona, 12/11/16
Vincent Taylor, at Baltimore, 10/26/17	BLOCKED FIELD GOAL	Daniel McCullers, vs. Pittsburgh, 10/16/16
47t, Curtis Johnson, vs. Green Bay, 12/19/71	BLOCKED FIELD GOAL RETURNED FOR TD	62t, Kyle Arrington, vs. New England, 12/14/14
6, Dan Carpenter, at Oakland, 11/28/10	6+ FIELD GOALS ATTEMPTED	6, Harrison Butker, at Kansas City, 12/24/17
5, Andrew Franks, vs. Pittsburgh, 10/16/16	5+ FIELD GOALS ATTEMPTED	6, Harrison Butker, at Kansas City, 12/24/17
4, Cody Parkey, at L.A. Chargers, 9/17/17	4+ FIELD GOALS ATTEMPTED	6, Harrison Butker, at Kansas City, 12/24/17
3, Cody Parkey, at Kansas City, 12/24/17	3+ FIELD GOALS ATTEMPTED	3, Stephen Hauschka, vs. Buffalo, 12/31/17
6, Olindo Mare, at New England, 10/17/99	6+ FIELD GOALS MADE	Never happened
5, Dan Carpenter, at Cincinnati, 10/31/10	5+ FIELD GOALS MADE	5, Harris Butker, at Kansas City, 12/24/17
4, Cody Parkey, at L.A. Chargers, 9/17/17	4+ FIELD GOALS MADE	5, Harris Butker, at Kansas City, 12/24/17
3, Cody Parkey, at Buffalo, 12/17/17	3+ FIELD GOALS MADE	3, Stephen Hauschka, vs. Buffalo, 12/31/17
vs. Buffalo, 12/31/17	SUCCESSFUL ONSIDE KICK	at Buffalo, 12/18/11
vs. Oakland, 11/5/17	FAILED ONSIDE KICK ATTEMPT	vs. New England, 12/11/17



## NFL STANDINGS

AMERICAN FOOTBALL CONFERENCE											
EAST DIVISION											
TEAM	W	L	T	PCT	PF	PA	HOME	AWAY	CONF	DIV	STREAK
z-New England Patriots	13	3	0	.813	458	296	6-2-0	7-1-0	10-2-0	5-1-0	Won 3
x-Buffalo Bills	9	7	0	.563	302	359	6-2-0	3-5-0	7-5-0	3-3-0	Won 1
<b>MIAMI DOLPHINS</b>	<b>6</b>	<b>10</b>	<b>0</b>	<b>.375</b>	<b>281</b>	<b>393</b>	<b>4-4-0</b>	<b>2-6-0</b>	<b>5-7-0</b>	<b>2-4-0</b>	<b>LOST 3</b>
New York Jets	5	11	0	.313	298	382	4-4-0	1-7-0	5-7-0	2-4-0	Lost 4
NORTH DIVISION											
TEAM	W	L	T	PCT	PF	PA	HOME	AWAY	CONF	DIV	STREAK
y-Pittsburgh Steelers	13	3	0	.813	406	308	6-2-0	7-1-0	10-2-0	6-0-0	Won 2
Baltimore Ravens	9	7	0	.563	395	303	5-3-0	4-4-0	7-5-0	3-3-0	Lost 1
Cincinnati Bengals	7	9	0	.438	290	349	4-4-0	3-5-0	6-6-0	3-3-0	Won 2
Cleveland Browns	0	16	0	.000	234	410	0-8-0	0-8-0	0-12-0	0-6-0	Lost 16
SOUTH DIVISION											
TEAM	W	L	T	PCT	PF	PA	HOME	AWAY	CONF	DIV	STREAK
y-Jacksonville Jaguars	10	6	0	.625	417	268	6-2-0	4-4-0	9-3-0	4-2-0	Lost 2
x-Tennessee Titans	9	7	0	.563	334	356	6-2-0	3-5-0	8-4-0	5-1-0	Won 1
Indianapolis Colts	4	12	0	.250	263	404	3-5-0	1-7-0	3-9-0	2-4-0	Won 1
Houston Texans	4	12	0	.250	338	436	3-5-0	1-7-0	3-9-0	1-5-0	Lost 6
WEST DIVISION											
TEAM	W	L	T	PCT	PF	PA	HOME	AWAY	CONF	DIV	STREAK
y-Kansas City Chiefs	10	6	0	.625	415	339	6-2-0	4-4-0	8-4-0	5-1-0	Won 4
Los Angeles Chargers	9	7	0	.563	355	272	5-3-0	4-4-0	6-6-0	3-3-0	Won 2
Oakland Raiders	6	10	0	.375	301	373	4-4-0	2-6-0	5-7-0	2-4-0	Lost 4
Denver Broncos	5	11	0	.313	289	382	4-4-0	1-7-0	4-8-0	2-4-0	Lost 2
NATIONAL FOOTBALL CONFERENCE											
EAST DIVISION											
TEAM	W	L	T	PCT	PF	PA	HOME	AWAY	CONF	DIV	STREAK
z-Philadelphia Eagles	13	3	0	.813	457	295	7-1-0	6-2-0	10-2-0	5-1-0	Lost 1
Dallas Cowboys	9	7	0	.563	354	332	3-5-0	6-2-0	7-5-0	5-1-0	Won 1
Washington Redskins	7	9	0	.438	342	388	5-3-0	2-6-0	5-7-0	1-5-0	Lost 1
New York Giants	3	13	0	.188	246	388	2-6-0	1-7-0	1-11-0	1-5-0	Won 1
NORTH DIVISION											
TEAM	W	L	T	PCT	PF	PA	HOME	AWAY	CONF	DIV	STREAK
y-Minnesota Vikings	13	3	0	.813	382	252	7-1-0	6-2-0	10-2-0	5-1-0	Won 3
Detroit Lions	9	7	0	.563	410	376	4-4-0	5-3-0	8-4-0	5-1-0	Won 1
Green Bay Packers	7	9	0	.438	320	384	4-4-0	3-5-0	5-7-0	2-4-0	Lost 3
Chicago Bears	5	11	0	.313	264	320	3-5-0	2-6-0	1-11-0	0-6-0	Lost 1
SOUTH DIVISION											
TEAM	W	L	T	PCT	PF	PA	HOME	AWAY	CONF	DIV	STREAK
y-New Orleans Saints	11	5	0	.688	448	326	7-1-0	4-4-0	8-4-0	4-2-0	Lost 1
x-Carolina Panthers	11	5	0	.688	363	327	6-2-0	5-3-0	7-5-0	3-3-0	Lost 1
x-Atlanta Falcons	10	6	0	.625	353	315	5-3-0	5-3-0	9-3-0	4-2-0	Won 1
Tampa Bay Buccaneers	5	11	0	.313	335	382	4-4-0	1-7-0	3-9-0	1-5-0	Won 1
WEST DIVISION											
TEAM	W	L	T	PCT	PF	PA	HOME	AWAY	CONF	DIV	STREAK
y-Los Angeles Rams	11	5	0	.688	478	329	4-4-0	7-1-0	7-5-0	4-2-0	Lost 1
Seattle Seahawks	9	7	0	.563	366	332	4-4-0	5-3-0	7-5-0	4-2-0	Lost 1
Arizona Cardinals	8	8	0	.500	295	361	5-3-0	3-5-0	5-7-0	3-3-0	Won 2
San Francisco 49ers	6	10	0	.375	331	383	3-5-0	3-5-0	3-9-0	1-5-0	Won 5

x - Clinched Playoffs; y - Clinched Division; z - Clinched Conference