



MIAMI DOLPHINS 2016 SEASON IN REVIEW





2016 MIAMI DOLPHINS SCHEDULE

PRESEASON

JAN. 29

Pro Bowl
Orlando, Fla.

FEB. 5

Super Bowl LI
Houston, Texas

FEB. 11

DCCVII
Hard Rock Stadium

MARCH 9

New League Year Begins

APRIL 21

DCC Celebrity Golf
Tournament

APRIL 27-29

NFL Draft
Philadelphia, Pa.

DATE	OPPONENT	STADIUM	TIME/ RESULT	NETWORK	RADIO	PRESENTING SPONSOR	GIVEAWAY
Fri., Aug. 12	at New York Giants	MetLife Stadium	W, 27-10	WFOR CBS4	560 WQAM KISS 99.9		
Fri., Aug. 19	at Dallas Cowboys	AT&T Stadium	L, 14-41	WFOR CBS4	560 WQAM KISS 99.9		
Thurs., Aug. 25	Atlanta Falcons	Camping World Stadium	W, 17-6	NBC	560 WQAM KISS 99.9		
Thurs., Sept. 1	Tennessee Titans	Hard Rock Stadium	L, 10-21	WFOR CBS4	560 WQAM KISS 99.9		

REGULAR SEASON

DATE	OPPONENT	STADIUM	TIME/ RESULT	NETWORK	RADIO	PRESENTING SPONSOR	GIVEAWAY
Sun., Sept. 11	at Seattle Seahawks	CenturyLink Field	L, 10-12	CBS	560 WQAM KISS 99.9		
Sun., Sept. 18	at New England Patriots	Gillette Stadium	L, 24-31	CBS	560 WQAM KISS 99.9		
Sun., Sept. 25	Cleveland Browns	Hard Rock Stadium	W, 30-24 (OT)	CBS	560 WQAM KISS 99.9	Publix	Jersey Flag Twirler
Thurs., Sept. 29	at Cincinnati Bengals	Paul Brown Stadium	L, 7-22	NFL Network	560 WQAM KISS 99.9		
Sun., Oct. 9	Tennessee Titans	Hard Rock Stadium	L, 17-30	CBS	560 WQAM KISS 99.9	Dolphins CANCER CHALLENGE	"I AM A CANCER FIGHTER" Card Giveaway
Sun., Oct. 16	Pittsburgh Steelers	Hard Rock Stadium	W, 30-15	CBS	560 WQAM KISS 99.9		
Sun., Oct. 23	Buffalo Bills	Hard Rock Stadium	W, 28-25	CBS	560 WQAM KISS 99.9	AARP Foundation	Roller Banner
BYE WEEK							
Sun., Nov. 6	New York Jets	Hard Rock Stadium	W, 27-23	CBS	560 WQAM KISS 99.9	Bank of America	
Sun., Nov. 13	at San Diego Chargers	Qualcomm Stadium	W, 31-24	CBS	560 WQAM KISS 99.9		
Sun., Nov. 20	at Los Angeles Rams	Los Angeles Memorial Coliseum	W, 14-10	FOX	560 WQAM KISS 99.9		
Sun., Nov. 27	San Francisco 49ers	Hard Rock Stadium	W, 31-24	FOX	560 WQAM KISS 99.9	PAPA JOHN'S BETTER INGREDIENTS. BETTER PIZZA.	
Sun., Dec. 4	at Baltimore Ravens	M&T Bank Stadium	L, 6-38	CBS	560 WQAM KISS 99.9		
Sun., Dec. 11	Arizona Cardinals	Hard Rock Stadium	W, 26-23	FOX	560 WQAM KISS 99.9	AQUAFINA	
Sat., Dec. 17	at New York Jets	MetLife Stadium	W, 34-13	NFL Network	560 WQAM KISS 99.9		
Sat., Dec. 24	at Buffalo Bills	New Era Field	W, 34-31 (OT)	CBS	560 WQAM KISS 99.9		
Sun., Jan. 1	New England Patriots	Hard Rock Stadium	L, 14-35	CBS	560 WQAM KISS 99.9	Hard Rock Hotel	

POSTSEASON

DATE	OPPONENT	STADIUM	TIME/ RESULT	NETWORK	RADIO	PRESENTING SPONSOR	GIVEAWAY
Sun., Jan. 8	at Pittsburgh Steelers	Heinz Field	L, 12-30	CBS	560 WQAM KISS 99.9		

All times Eastern

2016 AFC EAST STANDINGS

TEAM	W	L	PCT	PF	PA
Patriots	14	2	.875	441	250
Dolphins	10	6	.625	363	380
Bills	7	9	.438	399	378
Jets	5	11	.313	275	409



All Dolphins games can be heard on 560 WQAM and Kiss 99.9, the flagship stations of the Miami Dolphins Radio Network. Dolphins.com and throughout South and Central Florida on stations that make up The Miami Dolphins Radio Network. In addition to the game broadcasts, the stations will feature expanded pre-, halftime and postgame shows. Dolphins fans who tune into Miami's Sportsradio 560 WQAM will have the opportunity to listen to live broadcasts of Head Coach Adam Gase's day-after game press conferences and "Dolphins Friday," a day of Dolphins' centric-content on the station featuring interviews with players, coaches, and team executives.



2016 MIAMI DOLPHINS SEASON IN REVIEW TABLE OF CONTENTS

MEDIA INFORMATION	2
DOLPHINS EN ESPAÑOL	3
TEAM NOTES	4-5
OFFENSE NOTES	6-7
DEFENSE NOTES	8-9
SPECIAL TEAMS NOTES	10
2016 REGULAR SEASON STATISTICS	11
MIAMI DOLPHINS TEAM AWARD WINNERS	12
DOLPHINS IN THE PRO BOWL	13
2016 FREE AGENCY TRACKER	14
2016 ROOKIE CLASS	15
DOLPHINS ON THE AIR	16
DOLPHINS CANCER CHALLENGE: SAVE THE DATE	17
TRANSACTIONS	18-19
NUMERICAL ROSTER	20
ALPHABETICAL ROSTER	21
POSITIONAL ROSTER/PRONUNCIATIONS	22
HOW THEY WERE ACQUIRED	23
2016 GAME RECAPS	24-40
STEPHEN M. ROSS	41
MIKE TANNENBAUM	42
CHRIS GRIER	43
ADAM GASE	44
THE COACHING STAFF	45-46
PLAYER BIOS	47-139
SUPPLEMENTAL STATISTICS	141-159
THE LAST TIME...	160-167
FINAL 2016 NFL STANDINGS	168



MEDIA INFORMATION

MIAMI DOLPHINS MEDIA WORKROOM ACCESS & PARKING INFORMATION

As a reminder, the workroom for accredited media covering the Miami Dolphins is located behind the Dolphins Pro Shop at the Baptist Health Training Facility at Nova Southeastern University. Access to the media workroom is granted by the Communications Staff to members of the media upon their arrival at training camp.

Parking passes are distributed by the Communications Department. The passes **need to be clearly displayed** to gain entry into the media parking areas. Media parking is available at the Nova Southeastern University Medical School garage (HPD Garage), which is next to the Dolphins Pro Shop, and located near the intersection of University Drive and S.W. 30th Street, between Griffin Road and I-595. Access to this garage is off University Drive and S.W. 30th Street. In the event the HPD Garage is full, the overflow media parking will be in the AUX Parking Lot next to the NOVA Softball fields.

PLEASE NOTE – ALL MEDIA ARE ASKED TO PARK ON THE SECOND FLOOR OF THE HPD GARAGE. PARKING ON THE FIRST FLOOR IS RESERVED FOR NOVA PATIENTS ONLY. THE GARAGE WILL BE MONITORED BY NOVA AND THOSE WHO PARK ON THE FIRST FLOOR WILL BE TICKETED.

PLEASE PREARRANGE ALL LIVE TRUCK PARKING through the Miami Dolphins Communications Department.

DIRECTIONS TO PARKING GARAGE AT NOVA SOUTHEASTERN UNIVERSITY

FROM I-95 OR FLORIDA'S TURNPIKE

Exit at I-595; proceed west to University Drive exit
Turn left (south) onto University Drive
Proceed to S.W. 30th Street (Abe Fischler Blvd.) turn left (east)
Proceed past the Miami Dolphins facility to Ray Ferrero Jr. Blvd.
Turn right and parking garage will be on your right.

UNIVERSITY DRIVE

From north of I-595
Take University Drive south past I-595 to S.W. 30th Street (Abe Fischler Blvd.) turn left (east).
Proceed past the Miami Dolphins facility to Ray Ferrero Jr. Blvd.
Turn right and parking garage will be on your right.

FROM SOUTH OF GRIFFIN ROAD

Take University Drive north past Griffin Road to S.W. 30th Street (Abe Fischler Blvd.) turn right (east)
Proceed past the Miami Dolphins facility to Ray Ferrero Jr. Blvd.
Turn right and parking garage will be on your right.

MIAMI DOLPHINS MEDIA WEBSITE

media.miamidolphins.com

The Miami Dolphins have recently launched a new media website, featuring everything a media member needs to cover the team. Visitors can find transcripts, press releases, weekly releases, credentials, notes, gamebooks, flip cards an archive of old media guides and gamebooks and more by visiting media.miamidolphins.com.

COMMUNICATIONS DEPARTMENT



JASON JENKINS

Sr. Vice President,
Communications &
Community Affairs

O: 954-452-7174
M: 954-290-6864
JJenkins@dolphins.com



MATT TAYLOR

Director of
Football
Communications

O: 954-452-7179
M: 954-649-7505
MattTaylor@dolphins.com



THERESA MANAHAN

Corporate
Communications
Manager

O: 305-943-1451
M: 904-838-7160
TManahan@dolphins.com



BRETT BRECHEISEN

Football
Communications
Manager

O: 954-452-7190
M: 954-663-1255
BBrecheisen@dolphins.com



RENZO SHEPPARD

Football
Communications
Manager

O: 954-452-7144
M: 904-616-1538
RSheppard@dolphins.com



GAYLE BADEN

Communications
Coordinator

O: 954-452-7173
M: 954-610-8660
GBaden@dolphins.com



SYDNEY WADE

Communications
Coordinator

O: 954-452-7198
M: 305-720-5131
SWade@dolphins.com



JOSEPH BUSATTO

Communications
Staff Assistant

O: 954-452-7110
M: 305-989-2032
JBusatto@dolphins.com



DOLPHINS EN ESPAÑOL

LOS DOLPHINS FINALIZAN 2016 CON 10-6 RECORD Y PRIMER PLAYOFF DESDE 2008

En el primer año encabezado por Adam Gase, los Miami Dolphins terminaron 2016 con un récord de 10-6, el mejor récord del equipo desde el 2008, y ganaron un lugar en los playoffs de la NFL por primera vez desde el 2008. Gase se convirtió en el cuarto entrenador de los Dolphins en avanzar a la postemporada en su primera temporada, uniéndose a Don Shula (1970), Dave Wannstedt (2000) y Tony Sparano (2008). Sparano y Gase son los únicos entrenadores en la historia de los Dolphins en llegar a los playoffs en la primera temporada como entrenadores de la NFL.

AJUSTES DURANTE EL INTERMEDIO

El Head Coach Adam Gase y los Miami Dolphins han jugado su mejor football al final de los juegos. En la segunda mitad, los Dolphins superado a sus oponentes 221-175. El margen de 46 puntos es el octavo lugar en la NFL.

LOS DOLPHINS EN LOS ONCE JUEGOS FINALES DE LA TEMPORADA REGULAR

Miami ganó nueve de sus últimos 11 juegos que se remontan a la sexta semana. Esta es la mejor racha de Miami en nueve partidos desde 2008, cuando el equipo ganó nueve de sus últimos 10 partidos para ganar la AFC Este.

HOGAR DULCE (NUEVO) HOGAR

Con un nuevo pabellón y un estadio modernizado, los Dolphins no perdieron tiempo estableciendo ventaja en el estadio Hard Rock. Miami fue 6-2 en casa esta temporada, su mejor registro en casa desde 2002, y tuvo una racha de cinco victorias consecutivas en casa a mediados de la temporada. La racha de cinco victorias en casa fue la más larga desde 2001-02.

RACHA GANADORA DE SEIS JUEGOS

Después de comenzar la temporada 1-4, los Dolphins utilizaron una racha ganadora de seis juegos para ayudar a posesionarse en la posición de playoff. La racha comenzó con una victoria de 30-15 frente a Pittsburgh el 16 de octubre y continuó hasta una derrota de 38-6 en Baltimore el 4 de diciembre.

Esa racha ganadora fue la más larga del equipo desde la temporada 2005 y marcó la segunda vez que un entrenador que no fuera Don Shula lideró al equipo a seis victorias consecutivas en la temporada regular. Shula tenía 11 rachas de seis juegos y Nick Saban tenía uno.

LAS 1,272 YARDAS DE AJAYI

El RB Jay Ajayi completó la tercera temporada más productiva de un corredor en la historia de los Dolphins. Terminó el año con 1,272 yardas, la tercera más en la historia del equipo y la mayoría desde el RB Ricky Williams corrió para 1,372 yardas en 2003. Ajayi se convirtió en la cuarta corredor de la NFL desde 2014 a correr por lo menos 1,250 yardas en su primera o segunda temporada de la NFL, uniéndose a Ezekiel Elliott de Dallas (2016), Le'Veon Bell de Pittsburgh (2014) y Jordan Howard de Chicago (2016).

EL HOMBRE DE 200 YARDAS

El RB Jay Ajayi corrió 200 yardas en tres partidos esta temporada, incluyendo partidos consecutivos en la sexta semana y la séptima semana, convirtiéndose en uno de sólo cuatro jugadores en lograr esa hazaña en la historia de la NFL. Dos de sus juegos de 200 yardas fueron contra los Buffalo Bills mientras que el otro fue contra los Pittsburgh Steelers. El obtuvo el honor de 'AFC Offensive Player of the Week' por sus tres desempeños.

DUO DE 1,000 YARDAS

El RB Jay Ajayi y el WR Jarvis Landry superaron los dos 1,000 yardas para la temporada en la victoria de la Semana 15 contra los New York Jets. Esto marcó la segunda vez que un equipo de los Dolphins tuvo un corredor de 1,000 yardas y un receptor de 1,000 yardas en la misma temporada (2011 - RB Reggie Bush corrió 1,086 yardas y WR Brandon Marshall registró 1,124 yardas de recepción).

1,000 YARDAS Y 90 RECEPCIONES DE LANDRY

El WR Jarvis Landry terminó la temporada con 1,136 yardas, bueno para el octavo más en una temporada en la historia del equipo. Landry es el primer receptor de los Dolphins que supera los 1,000 yardas en temporadas consecutivas desde que Brian Hartline lo hizo en 2012 y 2013 y fue el sexto receptor de los Dolphins en tener temporadas consecutivas de 1,000 yardas (Mark Clayton, Mark Duper, Irving Fryar, Brian Hartline y Brandon Marshall). El alcanzó un total de 1,157 yardas el año pasado.

Con 94 recepciones esta temporada, Landry ocupa el cuarto lugar en la historia del equipo de una temporada. Ahora es dueño de tres de las seis mejores marcas de recepción de una sola temporada de la franquicia, incluyendo el récord del equipo de 110 que estableció en 2015.

TANNEHILL MEJORÓ CALIFICACIÓN Y EFICIENCIA

El QB Ryan Tannehill terminó la temporada con una calificación de quarterback de 93.5 y promedió 7.70 yardas por intento. Ambas marcas se clasificaron en la mitad superior de la NFL en 2016 y son máximos de su carrera. Es la cuarta mayor calificación de pasador en la historia de la franquicia y el más alto por un quarterback de los Dolphins desde 2008, cuando QB Chad Pennington registró una calificación de 97.4.

SUH Y WAKE SON SELECCIONADOS PARA EL PRO BOWL

El DT Ndamukong Suh y el DE Cameron Wake fueron seleccionados para comenzar por la AFC en el 2017 Pro Bowl. Es la quinta selección de Pro Bowl para cada uno de ellos y los Dolphins son uno de los dos equipos de la NFL (Seattle) en tener dos linieros defensivos seleccionados para el Pro Bowl. Esta es la primera vez desde 2002 (DT Tim Bowens y DE Jason Taylor) que los Dolphins han tenido dos linieros defensivos seleccionados en la lista inicial de Pro Bowl en la misma temporada y la cuarta vez en total (1983, 2000, 2002, 2016).

Suh fue tercero entre todos los linieros defensivos interiores esta temporada con 72 'tackles' en total (41 en solitario) y empató en la décima con cinco 'sacks'. Terminó entre los cinco primeros en 'tackles' en total por un liniero defensivo interior por tercer año consecutivo.

Wake jugó sólo siete partidos el año pasado antes de sufrir una lesión de de Aquiles que terminó esa temporada y se ha recuperado logrando una de las mejores temporadas de su carrera. Desde que se convirtió en 'starter' en la sexta semana, fue segundo en la NFL con 10.5 'sacks' y ayudó a los Dolphins a establecer un récord de 9-2 en esos 11 partidos y su primer desempate desde 2008.

EL MEJOR REGRESO DE LA NFL: CAMERON WAKE

En pocas palabras, el DE Cameron Wake es uno de los mejores 'rushers' en llevar el uniforme de los Dolphins. A pesar de tener su temporada de 2015 reducida por una lesión de Aquiles en su séptimo juego, y con 34 años de edad, Wake tuvo la temporada regular más dominante de su ilustre carrera de ocho años en la NFL.

En 2016, Wake fue tercero en la AFC y empató sexto lugar en la NFL con 11.5 'sacks'. Desde que Wake se convirtió en 'starter' de los Dolphins en la sexta semana, fue segundo en la NFL con 10.5 'sacks' y ayudó a Miami en ganar nueve de sus últimos 11 partidos de temporada regular.

Wake fue empatado en segundo lugar en la AFC y empató en la tercera posición en la NFL con cinco balones sueltos forzados esta temporada. Él tiene nueve balones sueltos forzados desde 2015, el más en la NFL durante ese lapso, a pesar de jugar sólo siete partidos la temporada pasada.



TEAM NOTES

DOLPHINS FINISH 2016 WITH 10-6 MARK AND FIRST PLAYOFF BERTH SINCE 2008

In Adam Gase's first year at the helm, the Miami Dolphins finished 2016 with a 10-6 record, **the team's best record since 2008**, and earned a spot in the NFL playoffs for the first time since 2008. **Gase became the fourth Dolphins head coach to advance to the postseason in his first season**, joining Don Shula (1970), Dave Wannstedt (2000) and Tony Sparano (2008). **Sparano and Gase are the only Dolphins head coaches to lead the team to the playoffs in their first season as an NFL head coach.**

HALFTIME ADJUSTMENTS

Head Coach Adam Gase and the Miami Dolphins played their best football late in games. **After halftime, the Dolphins outscored their opponents 221-175.** The 46-point margin was eighth-best in the NFL.

BEST SECOND-HALF/OVERTIME POINT DIFFERENTIALS (2016)

RNK	TEAM	PF	PA	MARGIN
1.	New Orleans Saints	245	181	+64
2.	Philadelphia Eagles	192	133	+59
3.	New England Patriots	199	141	+58
4.	Kansas City Chiefs	184	132	+52
5.	Minnesota Vikings	166	115	+51
	Washington Redskins	228	177	+51
7.	Denver Broncos	187	138	+49
8.	MIAMI DOLPHINS	221	175	+46
9.	Buffalo Bills	222	188	+34
	New York Giants	152	118	+34

THE DOLPHINS IN THEIR FINAL 11 REGULAR SEASON GAMES

Miami won nine of its final 11 games of the regular season, dating back to Week 6. The run was Miami's best 11-game stretch since 2008, when the team also won nine of its final 11 contests to win the AFC East.

STATISTICAL COMPARISON: WEEKS 1-5 VS. WEEKS 6-17

One of the reasons Miami was so good during the final 11 games of 2016 was the improvement in several key statistical categories.

WEEKS 1-5			WEEKS 6-17		
STAT	RNK	CATEGORY	RNK	STAT	
303.8	29	Total Offense	19	345.9	
231.4	24	Passing Offense	26	213.0	
72.4	31	Rushing Offense	3	132.9	
17.6	28	Scoring Offense	11	25.0	
17	30t	Sacks Allowed	3t	13	
28.6	31	Third Down Offense	15	40.2	
401.0	28	Total Defense	28t	374.3	
250.2	16	Passing Defense	15	238.5	
150.8	32	Rushing Defense	28	135.7	
23.8	18	Scoring Defense	17t	23.7	
10	17t	Sacks	16t	23	
33.3	6	Third Down Defense	12	37.6	
4	26t	Takeaways	4t	21	
11	28t	Giveaways	8t	12	

HOME SWEET (NEW) HOME

With a new canopy and a modernized stadium, the Dolphins wasted no time establishing a home-field advantage at Hard Rock Stadium. **Miami went 6-2 in the venue in 2016, their best home record since 2002**, and had a stretch of five straight home victories in the middle of the season. **The five-game home winning streak was the team's longest since 2001-02.**

DOLPHINS MAKE MOVES IN THE AFC EAST

Miami made moves in its own division this season, **winning four of its six AFC East games** to post **the team's best divisional record since 2009**, a year they also finished 4-2 against the AFC East.

All four of the Dolphins' wins came against the New York Jets and Buffalo Bills. It was **the first time the team had swept both the Jets and Bills in the same season since 2003**. The Dolphins swept Buffalo for the first time since 2011 and last swept the Jets in 2009.

SIX-GAME WINNING STREAK

After starting the 2016 season 1-4, **the Dolphins utilized a six-game winning streak to help put themselves in playoff position**. The streak began with a 30-15 victory vs. Pittsburgh on Oct. 16 and continued until a 38-6 loss at Baltimore on Dec. 4.

That winning streak was the team's longest since the 2005 season and marked **just the second time a coach other than Don Shula led the team to six straight regular season wins**. Shula had 11 such streaks and Nick Saban had one.

BREAKING DOWN THE DOLPHINS ROSTER:

The Dolphins only carried 52 players on their roster into their final game, the AFC Wild Card matchup at Pittsburgh. Here is how the Dolphins' final 52-man roster broke down:

- There were 24 offensive players, 25 defensive players and three specialists.
- Of the 52 players on Miami's roster, **19 of them (36.5 pct.) were drafted by the Dolphins**.
- Miami also had nine undrafted college free agents on the roster that began their NFL careers with the Dolphins, bringing the total to **28 of the 52 players (53.8 pct.) that began their NFL careers with the Dolphins**.
- Of Miami's 52 players, **17 of them (32.7 pct.) were not selected in the NFL draft**.
- A total of **40 of the 52 players (76.9 pct.) were 28 years old or younger**.

THE DOLPHINS ROSTER:

BY DRAFT ROUND:

ROUND	NO.
1st	7 players
2nd or 3rd	9 players
4th or 5th	10 players
6th or 7th	9 players
Undrafted	17 players

BY EXPERIENCE:

YEARS	NO.
Rookie-1	13 players
2-3	16 players
4-5	9 players
6-9	11 players
10-plus	3 players

BY AGE:

AGE	NO.
21-24	24 players
25-28	16 players
29-32	10 players
33-plus	2 players

* All ages as of final game date (1/8/17)



TEAM NOTES

2017 MIAMI DOLPHINS OPPONENTS

The Miami Dolphins have their **opponents set for all 16 of their regular season games in the 2017 season.**

HOME OPPONENTS

DIVISION	TEAM	2016 RECORD	2016 ROAD RECORD
NFC South	Tampa Bay Buccaneers	9-7	5-3
	New Orleans Saints*	7-9	3-5
AFC South	Tennessee Titans	9-7	4-4
AFC West	Oakland Raiders**	12-4	6-2
	Denver Broncos	9-7	4-4
AFC East	Buffalo Bills	7-9	3-5
	New England Patriots**	14-2	8-0
	New York Jets	5-11	3-5

* Game to be played at Wembley Stadium in London

** 2016 playoff team

ROAD OPPONENTS

DIVISION	TEAM	2016 RECORD	2016 HOME RECORD
NFC South	Carolina Panthers	6-10	4-4
	Atlanta Falcons**	11-5	5-3
AFC North	Baltimore Ravens	8-8	6-2
AFC West	Kansas City Chiefs**	12-4	6-2
	San Diego Chargers	5-11	3-5
AFC East	Buffalo Bills	7-9	4-4
	New England Patriots**	14-2	6-2
	New York Jets	5-11	2-6

** 2016 playoff team

THE BEGINNING OF THE GASE ERA

Adam Gase was named the **12th head coach in Miami Dolphins history** on Jan. 9, 2016. Here is a look at all 12 Dolphins head coaches in the franchise's 51-year history:

ALL-TIME MIAMI DOLPHINS HEAD COACHES

HEAD COACH	COLLEGE	YEAR	RECORD
George Wilson	Northwestern	1966-69	15-39-2
Don Shula	John Carroll	1970-95	257-133-2
Jimmy Johnson	Arkansas	1996-99	36-28
Dave Wannstedt	Pittsburgh	2000-04	42-31
Jim Bates*	Tennessee	2004	3-4
Nick Saban	Kent State	2005-06	15-17
Cam Cameron	Indiana	2007	1-15
Tony Sparano	New Haven	2008-11	29-32
Todd Bowles*	Temple	2011	2-1
Joe Philbin	Washington & Jefferson	2012-15	24-28
Dan Campbell*	Texas A&M	2015	5-7
ADAM GASE	MICHIGAN STATE	2016-	10-6

* Interim Head Coach

TENTATIVE 2017 NFL DRAFT ORDER

The NFL has announced a tentative draft order for the **2017 NFL Draft**, which will be held in **Philadelphia** from **April 27-29, 2017**. The Dolphins are scheduled to pick **No. 22**.

2017 TENTATIVE NFL DRAFT ORDER

NO	TEAM	WIN				OPPONENT			
		W	L	T	PCT	W	L	T	SOS
1.	Cleveland Browns	1	15	0	.063	139	114	3	.549
2.	San Francisco 49ers	2	14	0	.125	127	125	4	.504
3.	Chicago Bears	3	13	0	.188	133	122	1	.521
4.	Jacksonville Jaguars	3	13	0	.188	135	121	0	.527
5.	Los Angeles Rams	4	12	0	.250	127	125	4	.504
6.	New York Jets	5	11	0	.313	131	122	3	.518
7.	San Diego Chargers	5	11	0	.313	139	117	0	.543
8.	Carolina Panthers	6	10	0	.375	131	122	3	.518
9.	Cincinnati Bengals	6	9	1	.406	133	122	1	.521
10.	Buffalo Bills	7	9	0	.438	122	131	3	.482
11.	New Orleans Saints	7	9	0	.438	133	121	2	.523
12.	Philadelphia Eagles	7	9	0	.438	141	111	4	.559
13.	Arizona Cardinals	7	8	1	.469	117	136	3	.463
14.	Indianapolis Colts	8	8	0	.500	126	130	0	.492
	Minnesota Vikings	8	8	0	.500	125	129	2	.492
16.	Baltimore Ravens	8	8	0	.500	126	127	3	.498
17.	Washington Redskins	8	7	1	.531	131	123	2	.516
18.	Tennessee Titans	9	7	0	.563	119	137	0	.465
19.	Tampa Bay Buccaneers	9	7	0	.563	125	129	2	.492
20.	Denver Broncos	9	7	0	.563	140	115	1	.549
21.	Detroit Lions	9	7	0	.563	121	134	1	.475
22.	MIAMI DOLPHINS	10	6	0	.625	115	138	3	.455
23.	New York Giants	11	5	0	.688	123	130	3	.486
24.	Oakland Raiders	12	4	0	.750	129	127	0	.504
25.	Houston Texans*	9	7	0	.563	128	127	1	.502
26.	Green Bay Packers*	10	6	0	.625	129	125	2	.508
27.	Seattle Seahawks*	10	5	1	.656	112	142	2	.441
28.	Atlanta Falcons*	11	5	0	.688	122	132	2	.480
29.	Pittsburgh Steelers*	11	5	0	.688	125	128	3	.494
30.	Kansas City Chiefs*	12	4	0	.750	130	126	0	.508
31.	Dallas Cowboys*	13	3	0	.813	119	134	3	.471
32.	New England Patriots*	14	2	0	.875	111	142	3	.439

* Draft order not finalized as team is still in the playoffs (as of Jan. 9, 2017)



OFFENSE NOTES

AJAYI'S 1,272 RUSHING YARDS

RB Jay Ajayi completed the third-most productive season by a running back in Dolphins history. He finished the 2016 season with 1,272 rushing yards, the third-most in team history and most since RB Ricky Williams rushed for 1,372 yards in 2003. Ajayi became just the fourth NFL running back since 2014 to rush for at least 1,250 yards in his first or second NFL season, joining Dallas' Ezekiel Elliott (2016), Chicago's Jordan Howard (2016) and Pittsburgh's Le'Veon Bell (2014). Here is a look at how Ajayi's season ranked in Dolphins history:



MORE ON AJAYI'S 200-YARD GAMES

RB Jay Ajayi joined O.J. Simpson (1973 and 1976), Earl Campbell (1980) and Ricky Williams (2002) as the only players in NFL history to rush for 200-plus yards in consecutive games, when he did so in Weeks 6 and 7.

He became one of just four NFL players to ever rush for 200 yards at least three times in the same season. The others to do so are Earl Campbell (1980, four times), O.J. Simpson (1973, three times) and Tiki Barber (2005, three times).

Ajayi rushed for 420 yards in two games against Buffalo in 2016, the fourth-highest rushing total against one team in a single season, trailing Jamal Lewis (500 vs. Cleveland in 2003), O.J. Simpson (469 vs. New England in 1973) and LaDainian Tomlinson (430 vs. Oakland in 2003).

MOST RUSHING YARDS IN A SINGLE SEASON - DOLPHINS HISTORY

RK	PLAYER	YEAR	ATT	YDS	AVG	TD
1.	Ricky Williams	2002	383	1,853	4.84	16
2.	Ricky Williams	2003	392	1,372	3.50	9
3.	JAY AJAYI	2016	261	1,272	4.87	8
4.	Delvin Williams	1978	272	1,258	4.63	8
5.	Lamar Smith	2000	309	1,139	3.69	14

THREE OF THE BEST RUSHING EFFORTS IN TEAM HISTORY

In 2016, RB Jay Ajayi produced three of the top six rushing performances in the Dolphins' illustrious 51-year history. His rushing totals rank No. 3, No. 5 and No. 6 all-time in team history.

MOST RUSHING YARDS IN A SINGLE GAME - DOLPHINS HISTORY

RK	PLAYER	DATE	OPP	ATT	YDS	AVG	TD
1.	Ricky Williams	12/1/02	at Buf.	27	228	8.4	2
2.	Ricky Williams	12/9/02	Chi.	31	216	7.0	2
3.	JAY AJAYI	10/23/16	BUF.	28	214	7.6	1
4.	Lamar Smith	12/30/00*	Ind.	40	209	5.2	2
5.	JAY AJAYI	12/24/16	at BUF.	32	206	6.4	1
6.	JAY AJAYI	10/16/16	PIT.	25	204	8.2	2

* AFC Wild Card game

THE JAY-TRAIN WAS NFL'S MOST IMPROVED RUSHER

In 2016, RB Jay Ajayi was the NFL's most improved rusher from the previous season, gaining 1,085 yards more than his 2015 total.

NFL'S BIGGEST RUSHING YARDS IMPROVEMENT FROM 2015 TO 2016

RK	PLAYER	YEAR	2016 YDS.	2015 YDS.	IMPROVEMENT
1.	JAY AJAYI	MIA.	1,272	187	+1,085
2.	Le'Veon Bell	PIT.	1,268	556	+712
3.	David Johnson	ARI.	1,239	581	+658
4.	DeMarco Murray	TEN.	1,287	702	+585
5.	Terrance West	BAL.	774	231	+543

THE 200-YARD MAN

RB Jay Ajayi rushed for 200 yards in three contests in 2016, including back-to-back games in Week 6 and Week 7, becoming one of only four players to accomplish that feat in NFL history. Two of his 200-yard games came against the Buffalo Bills while the other was vs. the Pittsburgh Steelers. He earned AFC Offensive Player of the Week honors for all three performances.

AJAYI IN THE FINAL 11 GAMES

A big reason for Miami's success in winning nine of its final 11 regular season games was the emergence of RB Jay Ajayi. The second-year back totaled 229 carries for 1,155 yards (5.0 avg.) and six touchdowns during the last 11 games and had four 100-yard games, including three 200-yard contests.

From Week 6 through the end of the season, Ajayi led the NFL in rushing yards (1,155) and tied for the lead in 10-plus yard runs (36). He was third in first down carries (52) and sixth in yards per carry (5.0).

Ajayi performed against some of the best run defenses in the league. Seven of Miami's final 11 regular season games came against teams ranked among the top 15 rush defenses in the NFL (New England No. 3; Baltimore No. 5; Arizona No. 9; San Diego No. 10; N.Y. Jets No. 11 [twice]; and Pittsburgh No. 13).

GIVE HIM THE ROCK IN THE SECOND HALF

RB Jay Ajayi ran for a team-record 153 yards in the second half of the Week 6 victory vs. Pittsburgh. He also topped 100 yards after halftime twice against the Bills, with 125 yards in Week 16 at Buffalo and 115 vs. Buffalo in Week 7. Ajayi owned three of the top five largest second-half rushing totals in the league in 2016 and was second in the NFL in second-half rushing with 697 yards on 125 carries (5.6 avg.). His 5.6 yards per carry after halftime was third in the NFL among running backs.

1,000-YARD DUO

RB Jay Ajayi and WR Jarvis Landry each topped 1,000 yards for the 2016 season in the Week 15 win at the N.Y. Jets. It marked just the second time a Dolphins team had a 1,000-yard rusher and a 1,000-yard receiver in the same season (2011 - RB Reggie Bush rushed for 1,086 yards and WR Brandon Marshall posted 1,124 receiving yards).

LANDRY HIT 1,000 YARDS AND 90 RECEPTIONS

WR Jarvis Landry finished the 2016 season with 1,136 receiving yards, good for the eighth-most in single-season team history. Landry became the first Dolphins wide receiver to top 1,000 yards in back-to-back seasons since Brian Hartline did in 2012 and 2013 and was the sixth Dolphins wide out to ever post consecutive 1,000-yard seasons (Mark Clayton, Mark Duper, Irving Fryar, Brian Hartline and Brandon Marshall). He totaled 1,157 receiving yards last year.

With 94 receptions in 2016, Landry ranked No. 4 in single-season team history. He now owns three of the franchise's top six single-season reception marks, including the team record of 110 he set in 2015.

LANDRY ON THIRD DOWN

WR Jarvis Landry tied for seventh in the league with 26 third-down receptions. The reliable target had 335 yards on third downs, the ninth-best mark in the NFL.



OFFENSE NOTES

RYAN PLAYED HIS BEST FOOTBALL

Prior to his injury in Week 14, **QB Ryan Tannehill** was playing some of the best football of his career. **Tannehill posted three of his top five best quarterback ratings in his last five games.** He had a 130.6 rating in Week 10 at San Diego and Week 12 vs. San Francisco, which tied for the second best rating of his career. He also posted a 124.0 rating in Week 14 vs. Arizona, the fifth-best rating of his career.



TANNEHILL IMPROVED RATING AND EFFICIENCY

QB Ryan Tannehill finished the season with a 93.5 quarterback rating and averaged **7.70 yards per attempt.** Both marks ranked in the top half of the NFL in 2016 and were career highs. It was the fourth-highest passer rating in franchise history and highest by a Dolphins quarterback since 2008, when QB Chad Pennington posted a 97.4 rating.

TANNEHILL HAS THE DEEP BALL

QB Ryan Tannehill had seven games this season with a completion of at least **50 yards** after he hit WR Jarvis Landry for a 71-yard gain to set up a Miami touchdown in the third quarter of the Week 14 game vs. Arizona.

Tannehill's seven games with a 50-plus yard play were **tied for the most in the NFL in 2016 and was a career high.** It topped his previous career high of three games set in 2013. Baltimore's Joe Flacco and Washington's Kirk Cousins also had seven games with a 50-plus yard completion during the 2016 season.

In the three regular season games **QB Matt Moore** started, he **completed passes of 50-plus yards** in two contests, giving **the Dolphins nine such games this season.**

TANNEHILL BECOMES DOLPHINS RECORD-HOLDER

QB Ryan Tannehill has not only been an effective passer, but he has also showcased his mobility and running ability during his five-year NFL career. Tannehill is **the Dolphins' all-time career leader in rushing yards by a quarterback with 1,065 yards.** He surpassed Hall of Fame quarterback Bob Griese's 994 rushing yards in the Week 11 win at Los Angeles.

MOST CAREER RUSHING YARDS BY A DOLPHINS QB

RNK	PLAYER	YEARS	ATT	YDS	AVG	TD
1.	RYAN TANNEHILL	2012-16	216	1,065	4.9	6
2.	Bob Griese	1967-80	261	994	3.8	7
3.	Jay Fiedler	2000-04	201	834	4.1	11
4.	David Woodley	1980-83	173	771	4.5	9
5.	Chad Henne	2008-11	66	196	3.0	2

MOORE'S LAST 13 STARTS

QB Matt Moore was sixth in the NFL in quarterback rating (97.8) over the final nine games of the 2011 season, the last starts he made before he relieved an injured **QB Ryan Tannehill** in 2016. Add in Moore's four starts in 2016 (including the playoff game at Pittsburgh) and **he completed 223-of-350 passes (63.7 pct.) for 2,754 yards, 21 touchdowns and nine interceptions in his past 13 career starts,** dating back to 2011. That equates to a **97.3 passer rating.**

DOLPHINS QBs ARE NFL'S BEST IN RED ZONE

Not only was **QB Ryan Tannehill** effective in the red zone, but so was **QB Matt Moore.** In fact, **the two Dolphins quarterbacks led the NFL in passer rating inside the red zone among NFL QBs** with at least six attempts:

HIGHEST RED ZONE PASSER RATING (2016; MIN. 6 ATT.)

RNK	PLAYER	TM	CMP	ATT	YDS	TD	INT	RTG
1.	RYAN TANNEHILL	MIA.	30	44	224	11	0	119.7
2.	MATT MOORE	MIA.	7	7	19	4	0	118.8
3.	Paxton Lynch	Den.	6	9	39	2	0	115.3
4.	Colin Kaepernick	SF	19	32	185	13	0	115.2
5.	Jay Cutler	Chi.	8	13	68	3	0	114.7
6.	Andrew Luck	Ind.	44	66	258	20	0	113.5
7.	Marcus Mariota	Ten.	34	54	251	18	0	113.5
8.	Tom Brady	NE	43	62	288	20	1	112.1

PLAYOFF MARKS

WR Jarvis Landry tied a Dolphins single-game postseason record with **11 receptions** in the AFC Wild Card game at Pittsburgh. It tied a mark set by **WR O.J. McDuffie** on Dec. 30, 1995 at Buffalo.

QB Matt Moore also had impressive numbers throwing the ball. He went 29-of-36 (80.6 pct.) for 289 yards, one touchdown and one interception. **Moore set a Dolphins postseason record with 14 consecutive completions in the third and fourth quarters.** The previous record was 12 by **QB Don Strock** on Jan. 2, 1982 vs. San Diego. **Moore's 29 completions were tied for the second-most in a postseason game in team history** and his 80.6 completion percentage was also second-best in Dolphins postseason history.

STILLS RANKED NO. 3 IN NFL IN YARDS PER RECEPTION

WR Kenny Stills was a big-play threat for the Dolphins in 2016, catching 42 passes for 726 yards (17.3 avg.) and nine touchdowns. **His 17.3 yards per reception average was third in the NFL** behind New England's Chris Hogan (17.9) and Washington's DeSean Jackson (17.9).

YARDS PER RECEPTION LEADERS (2016)

RNK	PLAYER	TEAM	REC	YDS	TD	AVG
1.	Chris Hogan	NE	38	680	4	17.9
2.	DeSean Jackson	Was.	56	1,005	4	17.9
3.	KENNY STILLS	MIA.	42	726	9	17.3
4.	Julio Jones	Atl.	83	1,409	6	17.0
5.	Marvin Jones	Det.	55	930	4	16.9

BOOMER SOONER

WR Kenny Stills caught a career-high nine touchdowns in 2016, which tied for sixth in the NFL. Three of his touchdowns were on plays of 50 yards or greater. According to NFL Network, **Stills is the first Dolphins player to have three touchdown catches of 50-plus yards in the same season since WR Mark Duper did in 1986.**

EFFICIENT OFFENSE

The Dolphins were second in the AFC in yards per play, averaging 5.84 yards per snap. They gained 5,324 yards on 912 plays and ranked No. 7 in the NFL in the statistic. Miami was also No. 2 in the AFC in yards per play on first down, averaging 5.73 yards per first-down snap.





DEFENSE NOTES

THE NFL'S BEST COMEBACK: CAMERON WAKE

Simply put, **DE Cameron Wake** is one of the best pass rushers to ever wear a Dolphins uniform. Despite having his 2015 season cut short by an Achilles injury in his seventh game and being 34 years young, Wake had arguably the most dominant regular season of his illustrious eight-year NFL career.

In 2016, **Wake was third in the AFC and tied for sixth in the NFL with 11.5 sacks**. Since **Wake became a starter** for the Dolphins in Week 6, **he was second in the NFL with 10.5 sacks and helped Miami win nine of its final 11 regular season games**.

Wake was tied for second in the AFC and tied for third in the NFL with five forced fumbles in 2016. He has nine forced fumbles since 2015, the most in the NFL during that span, despite playing just seven games in 2015.

Since joining the Dolphins in 2009, Wake has compiled four double-digit sack campaigns, seven consecutive seasons of seven-plus sacks and is **second in team history** in all-time career sacks.

Here is a look at the Dolphins' all-time career sack leaders:

DOLPHINS ALL-TIME CAREER SACK LEADERS

RNK	PLAYER	YEARS	SACKS
1.	Jason Taylor	1997-07, 09, 11	131.0
2.	CAMERON WAKE	2009-16	81.5
3.	Bill Stanfill	1969-76	69.5

Wake is also one of the best undrafted pass rushers in NFL history. With 81.5 career sacks, he is **tied for second in NFL history** (since sacks were recognized as an official statistic in 1982) for most career sacks by players who were undrafted:

NFL ALL-TIME CAREER SACK LEADERS (UNDRAFTED PLAYERS)

RNK	PLAYER	YEARS	SACKS
1.	John Randle	1990-2003	137.5
2.	CAMERON WAKE	2009-16	81.5
	James Harrison	2004-16	81.5
4.	Chris Clemons	2004-15	69.0

* Supplemental Draft picks not included

Wake's consistency has placed him among the NFL's elite pass rushers. Since he entered the league in 2009, there is only one player with more sacks than Wake:

NFL SACK LEADERS (2009-PRESENT)

RNK	PLAYER	TEAMS	SACKS
1.	DeMarcus Ware	Dal./Den.	85.0
2.	CAMERON WAKE	MIAMI	81.5
3.	Jared Allen	Min./Chi.	78.5

Wake reached the double-digit sack mark in the Week 15 win at the N.Y. Jets. It was the fourth season in Wake's career that he has reached double-digit sacks, and he is **one of three NFL players in the past decade to have 10-plus sacks at age 34 or older**, joining DE/LB Julius Peppers (2015) and DE John Abraham (2012-13).

With his first career interception and a forced fumble in Week 15 at the N.Y. Jets, **Wake became the first Dolphins defensive lineman since DE Jason Taylor in 2006 to have an interception and forced fumble in the same game**.

SACKS BY SUH

DT Ndamukong Suh is **third among all NFL defensive tackles in sacks since he entered the league in 2010**.

With five sacks in 2016, Suh was **tied for 10th in the NFL in sacks by a defensive tackle**.

Here is a look at how Suh's sacks stack up since he entered the league in 2010:

MOST SACKS BY NFL DEFENSIVE TACKLES (2010-PRESENT)

RNK	PLAYER	TEAMS	SACKS
1.	Geno Atkins	Cin.	52.0
2.	Calais Campbell	Arizona	49.5
3.	NDAMUKONG SUH	DET./MIA.	47.0
4.	Gerald McCoy	TB	42.5

STUFFS BY SUH

Not only is **DT Ndamukong Suh** a great interior pass rusher, but the Nebraska product also disrupts rushing plays behind the line of scrimmage. Since he entered the NFL as a first-round pick in 2010, **Suh is second among all interior defensive linemen with 48.5 stuffs**. A stuff is defined as any tackle of a ball carrier behind the line of scrimmage during a rushing attempt.

MOST STUFFS BY INTERIOR DEFENSIVE LINEMEN (2010-PRESENT)

RNK	PLAYER	TEAMS	STUFFS
1.	Calais Campbell	Arizona	52.5
2.	NDAMUKONG SUH	DET./MIA.	48.5
3.	Kyle Williams	Buffalo	35.0
4.	Aaron Donald	STL/LA	34.0

SUH CONSISTENTLY MAKES STOPS

DT Ndamukong Suh topped 350 career tackles in the Week 12 win vs. San Francisco when he made three tackles, including a takedown of 49ers QB Colin Kaepernick at the 2-yard line on the final play of the game. **Since he entered the NFL in 2010, Suh is second among defensive tackles with 371 total tackles**.

Suh set a new career high and was third among all interior defensive linemen in total tackles in 2016 with 72 (41 solo). He **finished among the top five** in total tackles by an NFL interior defensive linemen for **the third consecutive season**.

MAXWELL AMONG LEAGUE LEADERS

CB Byron Maxwell put up one of the best statistical seasons by a cornerback in the NFL. He totaled 53 tackles (43 solo), two interceptions, four forced fumbles and 15 passes defended despite only playing 13 games.

His 15 passes defended were a career high for the sixth-year pro and tied for 13th in the NFL. They are the most by a Dolphins player since 2008 (CB Andre Goodman).

The four forced fumbles were also a career high, tied for seventh in the NFL and **the most by a Dolphins defensive back in franchise history**. He had **more forced fumbles than any other cornerback in the NFL** and the most by an NFL cornerback since Charles Tillman had 10 in 2012.





DEFENSE NOTES

SUH AND WAKE SELECTED TO PRO BOWL

DT Ndamukong Suh and DE Cameron Wake were both selected to start for the AFC in the 2017 Pro Bowl. **It was the fifth Pro Bowl selection for each of them** and the Dolphins are one of just two NFL teams (Seattle) to have two defensive linemen selected for the Pro Bowl. This is **the first time since 2002** (DT Tim Bowens and DE Jason Taylor) that **the Dolphins have had two defensive linemen selected on the initial Pro Bowl roster** in the same season and the fourth time overall (1983, 2000, 2002, 2016).



Suh was third among all interior defensive linemen in 2016 with 72 total tackles (41 solo) and tied for 10th with five sacks. He finished among the top five in total tackles by an interior defensive lineman for the third straight year.

Wake played just seven games in 2015 prior to suffering a season-ending Achilles injury and bounced back with one of the finest seasons of his career. **Since becoming a starter in Week 6, he was second in the NFL with 10.5 sacks and helped the Dolphins to a 9-2 record in those 11 games and their first playoff berth since 2008.**

AN OPPORTUNISTIC DEFENSE

The Dolphins saw a streak of seven straight games with a takeaway snapped in Week 16 at Buffalo. **It was the team's longest streak in a single season since 2013**, when they forced a turnover in each of the team's first 15 games.

In the seven-game streak, the Dolphins forced 19 turnovers. It was **the most turnovers in a seven-game span for the Dolphins since they forced 19 in seven games from Nov. 7 to Dec. 26, 2004.**

Miami also forced four turnovers in back-to-back games, wins over Arizona in Week 14 and the N.Y. Jets in Week 15. **The last time the Dolphins forced at least four turnovers in consecutive contests was Dec. 21 and Dec. 28, 2008**, when they forced four turnovers at Kansas City and the N.Y. Jets, respectively.

The Dolphins forced three turnovers in the first quarter of the Week 14 win vs. Arizona, **tying the team record for most turnovers forced in the first quarter of a game.** The team also forced three turnovers in first quarter wins at Oakland in 1998 and vs. Kansas City in 1995. Miami's four turnovers forced in the first half of that game were the team's most in the first half since Sept. 3, 2000 vs. Seattle.

NOT ONE, NOT TWO, NOT THREE...

The Dolphins had **four interceptions in the fourth quarter of the Week 10 win at San Diego. It tied the franchise record* for most turnovers forced in a quarter.** The Dolphins also forced four turnovers in the second quarter vs. Seattle on Sept. 3, 2000 and in the fourth quarter vs. Buffalo on Oct. 26, 2008. **It set the team record* for most interceptions in a quarter and was just the 11th time in the NFL (since 1991) that a team has recorded four-or-more interceptions in a quarter.**

* Numbers only available from 1971 to present

DOLPHINS DEFENSE WAS ONE OF THE NFL'S BEST ON THIRD DOWN

The Dolphins defense was designed to be an attacking-style front that thrives on critical plays and they did just that. Miami's defense **finished fourth in the NFL in third-down conversion percentage**, holding the opposition to just a 36.2 percent success rate on third downs, **more than three percentage points better than the league average of 39.7.**

ALONSO'S BIG PLAYS LEAD TO WINS

LB Kiko Alonso had a performance to remember in Week 12 vs. San Francisco. He led the team with 11 tackles (four solo) and had one interception and one fumble recovery, in addition to assisting on a tackle of 49ers QB Colin Kaepernick 2 yards shy of the end zone on the game's final play. It was his third straight game with a turnover.

Alonso **became the first Dolphins linebacker since at least 1993 and was one of just two NFL linebackers** (Carolina LB Thomas Davis) to intercept a pass and recover a fumble in the same game in 2016.

The fumble recovery was his fourth of the 2016 season, **tied for the most in the NFL in 2016 and most by a Dolphins player since DE Jason Taylor had four in 2001.**

KIKO'S GAME-WINNING PICK-SIX

LB Kiko Alonso made the game-winning play in Week 10 at San Diego, picking off Chargers QB Philip Rivers and returning it for a 60-yard touchdown to give the Dolphins a 31-24 lead with 1:01 to play. The touchdown was **the first of Alonso's career and was Miami's first defensive touchdown since DE Derrick Shelby had a 22-yard interception return for a score vs. Baltimore on Dec. 6, 2015.** It was the third-longest interception return in the AFC in 2016.

Alonso's touchdown was **the latest a Dolphins player had returned an interception for a touchdown to give Miami the lead since at least 1991.** It was **the latest any NFL player had given his team a lead since Atlanta's Robert Alford had a 59-yard interception return in overtime to defeat Washington on Oct. 11, 2015.**

ALONSO AMONG AFC'S LEADING TACKLERS

Miami acquired LB Kiko Alonso in an offseason trade with the Philadelphia Eagles in 2016. Born to a **Colombian mother and a Cuban father, Alonso speaks fluent Spanish** and embraced Miami's Latin culture.

Alonso was ninth in the AFC and led the team with 115 total tackles.

MOST TOTAL TACKLES IN THE AFC (2016)

RNK	PLAYER	TEAM	TOTAL	SOLO	ASST
1.	Zach Brown	Buffalo	149	97	52
2.	Christian Kirksey	Cleveland	143	93	50
3.	Preston Brown	Buffalo	135	76	59
4.	Paul Posluszny	Jacksonville	132	96	36
5.	Zach Orr	Baltimore	130	89	41
6.	Bernardrick McKinney	Houston	129	79	50
7.	Johnathan Cyprien	Jacksonville	127	97	30
8.	Telvin Smith	Jacksonville	118	98	20
9.	KIKO ALONSO	MIAMI	115	69	46
10.	Karlos Dansby	Cincinnati	114	69	45
	Lawrence Timmons	Pittsburgh	114	78	36

LIPPETT LED TEAM IN INTERCEPTIONS

CB Tony Lippett was a wide receiver at Michigan State in 2014. Two years later, **he tied for 11th in the NFL with four interceptions in 2016.** Lippett had two multi-interception games and is the first Dolphins player to do that since CB Sam Madison had two multi-interception games in 1999.

The last time a Dolphins player had four-plus interceptions in his first or second NFL season was CB Vontae Davis, who had four interceptions during his rookie season in 2009.



SPECIAL TEAMS NOTES

THOMAS AND HULL LED NFL ON SPECIAL TEAMS

S Michael Thomas tied for the NFL lead with 19 special teams tackles. Thomas is second in the NFL lead in special teams tackles (43) since 2014, his first full season in the league. In 2015, Thomas was named a first-team All Pro on special teams by Pro Football Focus.

LB Mike Hull was third in the NFL with 18 special teams tackles.

AIKENS' BIG PLAYS

S Walt Aikens made game-changing plays in consecutive weeks to help the Dolphins defeat Arizona in Week 14 and the N.Y. Jets in Week 15. In the fourth quarter vs. Arizona, Aikens returned a blocked PAT all the way to the end zone for a 2-point defensive conversion. The play extended Miami's lead to eight and the Dolphins won the game with a field goal as time expired. It was the first 2-point defensive conversion in Dolphins history.

In the Week 15 win at the N.Y. Jets, Aikens blocked a punt early in the third quarter and returned it 11 yards for a touchdown to give the Dolphins a two-score lead that they would not relinquish. **It was Miami's first blocked punt return for a touchdown since 2012.**

KENYAN'S KICKOFF RETURNS

Including the playoffs, **RB Kenyan Drake tied the franchise record with three kickoff returns of at least 50 yards in 2016 (96t, 78, 58).** **S Brock Marion (1999) and RB Marcus Thigpen (2012) also had three kickoff returns of at least 50 yards in the same season.**

Drake returned one for a 96-yard touchdown to win the game in Week 9 vs. the N.Y. Jets, had a 78-yard kickoff return in Week 12 vs. San Francisco and posted a 58-yard kickoff return in the AFC Wild Card game at Pittsburgh.

Noting Drake's kickoff return to beat the Jets:

- The 96-yard return was **tied for the sixth longest** in team history.
- It was **Miami's first kickoff return for a touchdown since Nov. 15, 2012** at Buffalo when RB Marcus Thigpen also had a 96-yard kickoff return for a touchdown.
- The 96 yards marked **the second-longest kickoff return by a rookie in Dolphins history** (Mercury Morris, 105 yards, at Cincinnati, Sept. 14, 1969).
- It is the **fifth time in Dolphins history that the team has returned a kickoff and punt return for a touchdown in the same season** (2012, 1989, 1981 and 1970).
- According to Elias Sports Bureau, it was **the latest game-winning kickoff return for a touchdown since 2003**, when Kansas City's Dante Hall had a 97-yard kickoff return to give the Chiefs a 17-10 lead with 5:08 left at Baltimore.
- It marks just **the second time in team history and fourth in NFL history (since the merger in 1970) that a team has returned a kickoff and punt for a touchdown in the same season by two different rookies.** Tommy Vigorito (punt return) and Fulton Walker (kickoff return) accomplished the feat for the Dolphins in 1981. The others were Philadelphia in 2008 (DeSean Jackson and Quintin Demps) and Buffalo in 1973 (Bill Cahill and Wallace Francis).

MIGHTY MOUSE

WR Jakeem Grant scored his first NFL touchdown in Week 5, when he took a punt return 74 yards to tie the game in the second quarter vs. Tennessee. It was the seventh-longest punt return in team history and the fourth-longest punt return by a rookie. He was one of just three AFC players (Houston WR Will Fuller and Kansas City WR Tyreek Hill) to return a punt for a touchdown in 2016.

PUNTING IT AWAY FROM LANDRY AND GRANT

The threat of **WR Jarvis Landry** or **WR Jakeem Grant** breaking a long punt return caused opponents to try and alter their punting strategy against them. With hangtime and direction more important than distance, **opposing punters had the lowest gross punting average in the NFL when playing the Dolphins.** Miami's opponents averaged just 41.8 yards per punt, well below the 45.3 league average.

KICKOFF (RETURN) STRATEGY

It isn't just new touchback rules (a touchback now brings the ball out to the 25-yard line) that challenged opponent's kickoff strategies, but also rookie kickoff returners **Kenyan Drake and Jakeem Grant.** Neither Drake or Grant had enough kickoff returns to qualify for the league leaders (min: 17), but **Drake's 30.5 avg. would have been second in the NFL and Grant's 23.1 avg. would have been sixth.**

FRANKS WINS GAME AT BUFFALO

K Andrew Franks was clutch for the Dolphins down the stretch. The second-year kicker **drilled a career-long 55-yard field goal in Week 16 at Buffalo with 6 seconds remaining to send the game to overtime.** He followed it up with a 27-yard game-winner in overtime to seal the victory.

The game-winning kick was Franks' second in a three-week span. In Week 14 vs. Arizona, he booted a 21-yard field goal in driving rain as time expired to give Miami the 26-23 victory. **The two game-winners were the first two of Franks' career.**

TOP 10 UNITS

The Dolphins had several top 10 special teams units this season. On Dolphins kickoffs, **opponents averaged starting field possession at the 24.4-yard line, the 10th-best mark in the league.** On opposing kickoffs, **the Dolphins started, on average, at the 25.3-yard line, the eighth-best mark.** When opponents punted to the Dolphins, **they averaged just 37.4 net yards per punt, which placed the Dolphins third in the league.**

THE DENNEY STREAK

LS John Denney wrapped up the **37-year old's 12th NFL regular season.** Denney has been Miami's long snapper for every game dating back to 2005 - **a consecutive games streak that spans 192 regular season contests.** That streak is the **longest in Dolphins history** and is tied for the fourth longest among all active NFL players.

Denney is also **fourth in team history with 192 games played.** He moved past former Dolphins WR Nat Moore for sole possession of fourth place in Week 9 vs. the N.Y. Jets.

MOST CONSECUTIVE GAMES PLAYED IN DOLPHINS HISTORY

RNK	PLAYER	CONS. GP	STREAK
1.	JOHN DENNEY	192*	1ST (2005) - 16TH (2016)
2.	Jason Taylor	130	15th (1999) - 16th (2007)
3.	Jim Langer	128	10th (1970) - 9th (1979)

* active streak

MOST CONSECUTIVE GAMES PLAYED, ACTIVE NFL LEADERS

RNK	PLAYER	TEAM	POS	CONS. GP
1.	Shane Lechler	Oak./Hou.	P	238
2.	Jason Witten	Dallas	TE	219
3.	Eli Manning	N.Y. Giants	QB	199
4.	JOHN DENNEY	MIAMI	LS	192
	Donnie Jones	Mia./STL/Hou./Phi.	P	192



2016 REGULAR SEASON STATISTICS

2016 DOLPHINS STATS

CATEGORY	MIAMI	OPP
Total First Downs	278	349
Rushing	90	109
Passing	167	199
Penalty	21	41
3rd Down: Made/Att	69/188	77/213
3rd Down Pct.	36.7%	36.2%
4th Down: Made/Att	0/4	9/16
4th Down Pct.	0.0%	56.3%
Possession Avg.	28:23	31:37
Total Net Yards	5324	6122
Avg. Per Game	332.8	382.6
Total Plays	912	1088
Avg. Per Play	5.8	5.6
Net Yards Rushing	1824	2247
Avg. Per Game	114.0	140.4
Total Rushes	405	464
Net Yards Passing	3500	3875
Avg. Per Game	218.8	242.2
Sacked/Yards Lost	30/216	33/226
Gross Yards	3716	4101
Attempts/Completions	477/316	591/368
Completion Pct.	66.2%	62.3%
Had Intercepted	15	16
Punts/Average	90/44.3	74/41.8
Net Punting Avg.	39.9	37.4
Penalties/Yards	125/1141	109/919
Fumbles/Ball Lost	26/8	24/9
Touchdowns	45	43
Rushing	14	12
Passing	27	30
Returns	4	1

2016 DOLPHINS RANKINGS

CATEGORY	RNK	STAT
Total Offense	24	332.8
Passing Offense	26	218.8
Rushing Offense	9	114.0
Scoring Offense	17	22.7
Sacks Allowed	10	30
Third Down Offense	25	36.7
Red Zone Offense	15	55.3
Total Defense	29	382.6
Passing Defense	15	242.2
Rushing Defense	30	140.4
Scoring Defense	18	23.8
Sacks	19t	33
Third Down Defense	4	36.2
Red Zone Defense	21t	56.9
Takeaways	11t	25
Giveaways	17t	23

STATISTICAL LEADERS

CATEGORY	PLAYER	STAT
Completion Pct.	Ryan Tannehill	67.1
Passing Yards	Ryan Tannehill	2,995
Passing Touchdowns	Ryan Tannehill	19
Passer Rating	Matt Moore	105.6
Rushing Attempts	Jay Ajayi	260
Rushing Yards	Jay Ajayi	1,272
Yards Per Carry	Kenyan Drake	5.4
Rushing TDs	Jay Ajayi	8
Receptions	Jarvis Landry	94
Receiving Yards	Jarvis Landry	1,136
Receiving Average	Kenny Stills	17.3
Receiving TDs	Kenny Stills	9
Tackles	Kiko Alonso	115
Sacks	Cameron Wake	11.5
Quarterback Hits	Cameron Wake	24
Interceptions	Tony Lippett	4
Passes Defensed	Byron Maxwell	15
Forced Fumbles	Cameron Wake	5
Fumble Recoveries	Kiko Alonso	4
Special Teams Tackles	Michael Thomas	19



MIAMI DOLPHINS ANNOUNCE TEAM AWARD WINNERS

Miami – The Miami Dolphins announced its team award winners for the 2016 season. Running back **Jay Ajayi** was named the Dan Marino Most Valuable Player, defensive end **Cameron Wake** earned the Don Shula Leadership Award and also was named the team's Ed Block Courage Award winner and wide receiver **Kenny Stills** earned the Nat Moore Community Service Award.

Ajayi is a first-time winner of the Dan Marino Most Valuable Player award after he totaled 1,272 rushing yards, the third-most in a single season in Dolphins history. Ricky Williams is the only Dolphins player to ever rush for more yards in a season, when he totaled 1,853 in 2002 and 1,372 in 2003. Ajayi rushed for 200-plus yards three different times in 2016, posting three of the team's top six single-game rushing totals in this season alone. He is one of just four NFL players to rush for 200 yards in at least three games in a season, joining Earl Campbell (1980, four times), O.J. Simpson (1973, three times) and Tiki Barber (2005, three times). He posted back-to-back 200-yard rushing games vs. Pittsburgh (Oct. 16) and Buffalo (Oct. 23) and is just the fourth NFL player to do that, joining O.J. Simpson (1973 and 1976), Earl Campbell (1980) and Williams (2002). Ajayi is just the third running back to win the award since 1982, joining Williams (2002, 2009) and Keith Byars (1993). This award is voted on by South Florida media and the organization and was re-named the Dan Marino Most Valuable Player Award in 2000 to reflect the achievements of Hall of Fame quarterback Dan Marino.



RB Jay Ajayi was named the Dan Marino Most Valuable Player



DE Cameron Wake earned the Don Shula Leadership Award for the third time in his career and was also named the team's Ed Block Courage Award recipient

Wake earned the Don Shula Leadership Award for the third time in his career. He also earned the honor in 2013 and 2014. Wake is just the third player in Dolphins history to win the award at least three times, joining linebacker Zach Thomas (1998-99, 2005) and defensive end Jason Taylor (2002, 2006-07, 2009). Wake also was named the recipient of the Ed Block Courage Award and is just the second Dolphins defensive end to win the award (David Bowens, 2004). He joins Hall of Fame quarterback Dan Marino (1995) as the only Dolphins to ever win the Don Shula Leadership Award and Ed Block Courage Award in the same season. The Don Shula Leadership Award is voted on by the players and is given to the player who exhibits leadership on and off the field. It was re-named the Don Shula Leadership Award in 2005 to reflect the accomplishments of Hall of Fame Head Coach Don Shula. Each year, players from all 32 teams select a teammate to receive the Ed Block Courage Award. The recipient symbolizes professionalism, great strength and dedication. The honoree also is a community role model.

Wake suffered a season-ending Achilles injury in the seventh game of the 2015 season, one that required a long and grueling rehabilitation process to return to the field. At the age of 34, Wake not only returned to the field in time for the first regular season game but put together one of the most dominant seasons of his illustrious career. The eighth-year pro finished third in the AFC and tied for sixth in the NFL with 11.5 sacks, the third double-digit sack season of his career. Wake was inserted into the starting lineup in Week 6 and recorded 10.5 sacks from that point through the end of the regular season, the second-most in the NFL over that time span, and helped the Dolphins finish the season 9-2 and earn their first playoff spot since 2008. He

is one of just three NFL players in the past decade to have 10-plus sacks at age 34 or older, joining Julius Peppers (2015) and John Abraham (2012-13). Wake is tied for second in the AFC and tied for third in the NFL with five forced fumbles this season. Miami won every game in which he recorded at least a half-sack and he is expected to play in the first playoff game of his career on Sunday, Jan. 8 at Pittsburgh.

Stills is the second wide receiver to win with Nat Moore Community Service Award (Wes Welker, 2005). Stills, along with teammates Arian Foster, Jelani Jenkins and Michael Thomas, hosted a town hall meeting with community leaders, law enforcement and coaches, funded a community tailgate with tickets and refreshments for each home game and took part in a ride-a-long with the Broward Sheriff's Office in conjunction with RISE, The Ross Initiative in Sports for Equality. Founded in 2015 by Stephen Ross, RISE is a nonprofit organization dedicated to harnessing the unifying power of sports to improve race relations and drive social progress. Stills also was the team's most active player in community Tuesdays. This year alone Stills visited three schools, two hospitals, participated in a back-to-school backpack distribution, handed out toys for the holidays and assisted in Make-A-Wish visits to the team. The Nat Moore Community Service Award is given each year to a Miami Dolphins player recognized for his involvement in the South Florida community. The winner of this award is chosen by the Miami Dolphins Foundation and named after Moore to highlight the commitment the former wide receiver had in the South Florida community. Moore spent 13 seasons in a Dolphins uniform, culminating by his placement on the Dolphins Honor Roll in 1999.



WR Kenny Stills is the winner of this year's Nat Moore Community Service Award



CBS Sports' Jason La Canfora on DE Cameron Wake: "One award that's locked up, in my opinion? Cameron Wake is the Comeback Player of the Year. He is still as beastly as any pass rusher in the game, and to play how he has while coming off last year's injury at his age is beyond special."



Head Coach Adam Gase on Ndamukong Suh: "I haven't been around any defensive tackles that have had the kind of impact he's had. Being able to do a lot of things with controlling the front and stunts that they do and the rush games and how impactful he is. He's really sacrificed himself to help other guys pop free and get sacks. When that fourth quarter hits, you know he's going to make a play somewhere."





FREE AGENCY TRACKER

The Dolphins were active in the 2016 free agency market. When the 2016 season began (as of Sept. 4/Week 1), the 53-man roster included three players on the team who were re-signed from the 2015 season, while also adding another 14 players to the roster, in addition to seven draft picks. Below tracks the players the team signed in the offseason, as well as those who ended the 2015 season on the Miami roster and their current status.

PLAYERS RETAINED

PLAYERS FROM 2015 RE-SIGNED (3)

Matt Moore	QB	
Spencer Paysinger	LB	
Michael Thomas	S	

UNRESTRICTED FREE-AGENTS SIGNED (2)

Isa Abdul-Quddus	S	Detroit
Andre Branch	DE	Jacksonville

FREE-AGENTS SIGNED (9)

Jermon Bushrod	OL	Chicago
Arian Foster	RB	Houston
MarQueis Gray	TE	Buffalo
Jason Jones	DE	Detroit
Isaiah Pead	RB	
Anthony Steen	C/G	
Kraig Urbik	C/G	Buffalo
Julius Warmley	DE	
Mario Williams	DE	Buffalo

TRADE (2)

Kiko Alonso	LB	Philadelphia
Byron Maxwell	CB	Philadelphia

WAIVERS (1)

Justin Hunter	WR	Tennessee
---------------	----	-----------

* As of Sept. 4, 2016



S Isa Abdul-Quddus




LB Kiko Alonso



DE Andre Branch



G/T Jermon Bushrod




RB Arian Foster



CB Byron Maxwell



RB Isaiah Pead



DE Mario Williams

PLAYERS FROM 2015 ROSTER NOT ON THE 2016 ROSTER (AS OF SEPT. 4, 2016 - WEEK 1)

RETIRED (1)

Greg Jennings	WR	
---------------	----	--

TRADED (2)

Chris McCain	DE	New Orleans
Jamar Taylor	CB	Cleveland

UNRESTRICTED FREE AGENTS (2)

Louis Delmas	S	
Shelley Smith	G	

FREE-AGENTS (8)

Deandre Coleman	DT	
Quinton Coples	DE	
Jason Fox	T	
James-Michael Johnson	LB	
Jacques McClendon	C/G	
Damontre Moore	DE	
Tyler Patmon	CB	
Jake Stoneburner	TE	

UNRESTRICTED FREE-AGENTS LOST (4)

Rishard Matthews	WR	Tennessee
Lamar Miller	RB	Houston
Derrick Shelby	DE	Atlanta
Olivier Vernon	DE	N.Y. Giants


FREE-AGENTS LOST (8)

Shamiel Gary	S	Minnesota
Brent Grimes	CB	Tampa Bay
Matt Hazel	WR	Buffalo
Brice McCain	CB	Tennessee
Kelvin Sheppard	LB	N.Y. Giants
Logan Thomas	QB	N.Y. Giants
Robert Thomas II	DT	N.Y. Giants
Brandon Williams	TE	Seattle



2016 MIAMI DOLPHINS DRAFT CLASS

Rd 1 // Pick 13



**Laremy
TUNSIL**

Mississippi // G/T
6-5 // 316

Rd 2 // Pick 38



**Xavien
HOWARD**

Baylor // CB
6-1 // 198

Rd 3 // Pick 73



**Kenyan
DRAKE**

Alabama // RB
6-1 // 216

Rd 3 // Pick 86



**Leonte
CARROO**

Rutgers // WR
6-1 // 217

Rd 6 // Pick 186



**Jakeem
GRANT**

Texas Tech // WR
5-7 // 172

Rd 6 // Pick 204



**Jordan
LUCAS**

Penn State // CB
6-0 // 204


Rd 7 // Pick 223



**Brandon
DOUGHTY**

W. Kentucky // QB
6-3 // 217


Rd 7 // Pick 231



**Thomas
DUARTE**


UCLA // TE
6-2 // 241

2016 MIAMI DOLPHINS UNDRAFTED ROOKIE CLASS




**Akil
BLOUNT**

Florida A&M // LB
6-2 // 249




**James
BURGESS**

Louisville // LB
6-0 // 233



**Ruben
CARTER**

Toledo // C/G
6-4 // 312




**Ryan
DISALVO**

San Jose St. // LS
6-4 // 240



**Tyler
GRAY**

Boise State // LB
6-4 // 236



**A.J.
HENDY**

Maryland // S
6-0 // 209



**Gabe
HUGHES**

Florida Tech // TE
6-4 // 249



**Farrington
HUGUENIN**

Kentucky // DE
6-4 // 268




**Marshall
KOEHN**

Iowa // K
6-0 // 205



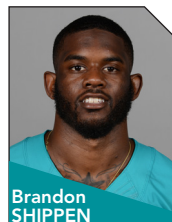
**Lafayette
PITTS**

Pittsburgh // CB
5-11 // 196



**Rashawn
SCOTT**

Miami (FL) // WR
6-2 // 204



**Brandon
SHIPPEN**

Temple // WR
5-11 // 198

* As of the first day of training camp - July 29, 2016



DOLPHINS ON THE AIR

CEFALO, GRIESE, ROSE AND BOKAMPER RETURN WITH NEW RADIO PARTNER IN 2016

On May 19, 2016, the Miami Dolphins announced a multi-year radio broadcast rights partnership with Miami's Sportsradio 560 WQAM, with the station becoming the official flagship radio partner of the franchise. In addition, all Dolphins games are now simulcast on KISS 99.9 FM "South Florida's NEW Country" and feature expanded pre-, halftime and postgame shows. The games also can be heard on Dolphins.com and throughout South and Central Florida on a variety of stations that make up the Miami Dolphins Radio Network.

The Dolphins previously had their games broadcast on Miami's Sportsradio 560 WQAM during the 1997-2004 and 2007-09 seasons.



As part of the agreement, Sportsradio 560 WQAM has the radio broadcast rights for all preseason, regular season and playoff games. Dolphins fans who tune into Miami's Sportsradio 560 WQAM have the opportunity to listen to live broadcasts of Head Coach Adam Gase's day-after game press conferences and "Dolphins Friday," a day of Dolphins centric-content on the station featuring interviews with players, coaches and team executives. Additionally, CBS Radio Miami promotes Dolphins community and Foundation initiatives across multiple platforms.

The preseason English radio broadcast team on Sportsradio 560 WQAM consists of three Dolphins alumni in the booth. Former wide receiver Jimmy Cefalo handles the play-by-play duties with former tight end Joe Rose and former Pro Bowl defensive end Jason Taylor providing the game analysis. During the regular season, Cefalo and Rose are joined by former Hall of Fame quarterback Bob Griese serving as an analyst with former Dolphins Pro Bowl linebacker/defensive end Kim Bokamper reporting from the sidelines.

In addition to the game broadcasts, the station features an expanded pregame show with Curtis Stevenson and former Dolphins linebacker Channing Crowder serving as hosts, a halftime show hosted by Kevin Rogers and a postgame show hosted by Orlando Alzugaray and former Dolphins running back Troy Stradford with live updates from Rogers.



990 ESPN Deportes is the Dolphins' official Spanish radio broadcast partner for all preseason, regular season and playoff games. Raul Striker Jr. will handle play-by-play duties with Eduardo Martell as a color analyst. 990 ESPN Deportes additionally airs a 60-minute pregame show called "El Pre-Game de Los Miami Dolphins" and a 30-minute postgame show "El Post-Game De Los Miami Dolphins."



Bob Griese, Joe Rose and Jimmy Cefalo



Eduardo Martell and Raul Striker Jr.

2016 MIAMI DOLPHINS RADIO NETWORKS

LOCATION	NETWORK	LOCATION	NETWORK
Fort Lauderdale	WQAM 560 AM	Miami	KISS 99.9 FM
Fort Lauderdale	KISS 99.9 FM	Miami	WMYM 990 AM (Spanish)
Fort Lauderdale	WMYM 990 AM (Spanish)	Orlando	ESPN 580 AM
Fort Myers	WRXK 96.1 FM	Port St. Lucie	WPSL AM 1590
Key West	WKWF 1600 AM	West Palm Beach	ESPN 106.3 FM
Miami	WQAM 560 AM	West Palm Beach	ESPN Deportes 760 AM (Spanish)



DOLPHINS CANCER CHALLENGE: SAVE THE DATE

WHEN: Saturday, Feb. 11, 2017

DETAILS: This year marks the seventh edition of the popular community event that raises funds for innovative cancer research at Sylvester Comprehensive Cancer Center at the University of Miami Miller School of Medicine. The DCC donates 100 percent of participant-raised funds to innovative cancer research at Sylvester.



DCC VII weekend will commence with the Kickoff Party on Friday, Feb. 10, followed by the DCC signature event on Saturday Feb. 11 that will include five bike routes through South Florida, a run/walk 5K, a finish line celebration concert by the Counting Crows as well as the addition of a Dolphins Youth Ride and a Youth 5K for kids ages 14-17 – extending the opportunity for cancer fighters to be of all ages and all capabilities.

Registration is at DolphinsCancerChallenge.com.

The Dolphins Cancer Challenge (DCC) was founded in 2010 by the Miami Dolphins organization as the signature initiative of the Foundation's health pillar. The DCC's mission is to improve people's lives through financial support for innovative cancer research at South Florida's only academic-based cancer center – Sylvester Comprehensive Cancer Center at the University of Miami. Since its inception, the DCC has raised more than \$16.5 million, donating 100 percent of participant-raised funds to Sylvester. For additional information, call (305) 943-6799 or visit www.DolphinsCancerChallenge





2016 MIAMI DOLPHINS TRANSACTIONS (as of January 9, 2017)

DATE	POS.	PLAYER/COACH	TRANSACTION	DATE	POS.	PLAYER/COACH	TRANSACTION
Jan. 4		Chris Grier	Named General Manager	March 10	RB	C.J. Anderson	Signed to RFA Offer Sheet (Den.)
Jan. 6	RB	Jahwan Edwards	Signed to futures contract	March 10	CB	Byron Maxwell	Restructured Contract
Jan. 6	WR	Robert Herron	Signed to futures contract	March 11	G/T	Jermon Bushrod	Signed as FA
Jan. 6	LB	Terrell Manning	Signed to futures contract	March 16	QB	Matt Moore	Re-Signed
Jan. 6	G	Vinston Painter	Signed to futures contract	March 16	DE	Andre Branch	Signed as UFA (Jax.)
Jan. 6	G	Anthony Steen	Signed to futures contract	March 18		Jim Washburn	Named Senior Defensive Assistant/Pass Rush Specialist
Jan. 6	CB	Dax Swanson	Signed to futures contract	March 18	WR	Griff Whalen	Signed as FA
Jan. 6	DE	Julius Warmley	Signed to futures contract	March 22	C/G	Kraig Urbik	Signed as FA
Jan. 6	DE	Jordan Williams	Signed to futures contract	March 31	LB	Spencer Paysinger	Re-Signed
Jan. 7	WR	Tyler Davis	Signed to futures contract	March 31	TE	MarQueis Gray	Signed as FA
Jan. 8	DB	Damarr Aultman	Signed to futures contract	March 31	RB	Isaiah Pead	Signed as FA
Jan. 9		Adam Gase	Named Head Coach	March 31	RB	Daniel Thomas	Signed as FA
Jan. 12		Vance Joseph	Named Defensive Coordinator	April 5	CB	Ifo Ekpre-Olomu	Acquired from waivers (Cle.)
Jan. 12		Matt Burke	Named Linebackers Coach	April 18	DT	Chris Jones	Acquired from waivers (N.E.)
Jan. 12		Shane Day	Named Tight Ends Coach	April 28	DB	Damarr Aultman	Waived
Jan. 12		Chris Foerster	Named Offensive Line Coach	April 28	WR	Tyler Davis	Waived
Jan. 12		Shawn Jefferson	Named Wide Receivers Coach	April 28	WR	Robert Herron	Waived
Jan. 12		Eric Stokes	Named Senior Personnel Executive	April 28	DT	Robert Thomas II	Waived
Jan. 14	DT	Charles Tuauu	Signed to futures contract	April 28	LB	Terrell Manning	Terminated contract
Jan. 19	QB	Zac Dysert	Signed to futures contract	April 28	G/T	Laremy Tunsil	Selected in NFL draft - D1, '16
Jan. 19	TE	Dominique Jones	Signed to futures contract	April 29	CB	Xavien Howard	Selected in NFL draft - D2, '16
Jan. 20		Clyde Christensen	Named Offensive Coordinator	April 29	RB	Kenyan Drake	Selected in NFL draft - D3a, '16
Jan. 20		Bo Hardegree	Named Quarterbacks Coach	April 29	WR	Leonte Carroo	Selected in NFL draft - D3b, '16
Jan. 20		Jeremiah Washburn	Named Assistant Offensive Line Coach	April 30	WR	Jakeem Grant	Selected in NFL draft - D6a, '16
Jan. 25		Blue Adams	Named Football Research Analyst	April 30	CB	Jordan Lucas	Selected in NFL draft - D6b, '16
Jan. 25		Lou Anarumo	Named Defensive Backs Coach	April 30	QB	Brandon Doughty	Selected in NFL draft - D7a, '16
Jan. 25		Jim Arthur	Named Assistant Strength and Conditioning Coach	April 30	TE	Thomas Duarte	Selected in NFL draft - D7b, '16
Jan. 25		Danny Barrett	Named Running Backs Coach	April 30	CB	Jamar Taylor	Traded (Cle.)
Jan. 25		Charlie Bullen	Named Assistant Linebackers Coach	May 2	RB	Jahwan Edwards	Waived
Jan. 25		Ben Johnson	Named Assistant Wide Receivers Coach	May 2	WR	Christion Jones	Waived
Jan. 25		Chris Kuper	Named Offensive Quality Control	May 2	DE	Damontre Moore	Waived
Jan. 25		Rusty McKinney	Named Defensive Quality Control	May 6	LB	Akil Blount	Signed as Undrafted College Free Agent
Jan. 25		Ken O'Keefe	Named Senior Football Research Analyst	May 6	LB	James Burgess	Signed as Undrafted College Free Agent
Jan. 25		Dave Puloka	Named Head Strength and Conditioning Coach	May 6	C/G	Ruben Carter	Signed as Undrafted College Free Agent
Jan. 25		Ted Rath	Named Assistant Strength and Conditioning Coach	May 6	LS	Ryan DiSalvo	Signed as Undrafted College Free Agent
Jan. 28	WR	Tyler Murphy	Signed to futures contract	May 6	LB	Tyler Gray	Signed as Undrafted College Free Agent
Feb. 8	T	Jason Fox	Waived	May 6	S	A.J. Hendy	Signed as Undrafted College Free Agent
Feb. 12		Daronte Jones	Named Assistant Defensive Backs Coach	May 6	TE	Gabe Hughes	Signed as Undrafted College Free Agent
Feb. 12		Eric Stokes	Parted ways	May 6	DE	Farrington Huguenin	Signed as Undrafted College Free Agent
Feb. 12	DE	Quinton Coples	Terminated contract	May 6	K	Marshall Koehn	Signed as Undrafted College Free Agent
Feb. 12	CB	Brice McCain	Terminated contract	May 6	CB	Lafayette Pitts	Signed as Undrafted College Free Agent
Feb. 19	CB	Chimdi Chekwa	Signed as FA	May 6	WR	Rashawn Scott	Signed as Undrafted College Free Agent
Feb. 19	WR	A.J. Cruz	Signed as FA	May 6	WR	Brandon Shippen	Signed as Undrafted College Free Agent
Feb. 23	CB	Dax Swanson	Waived	May 7	DE	Cameron Wake	Signed Contract Extension
Feb. 29	DE	Cleyon Laing	Signed as FA	May 16	DE	Jason Jones	Signed as FA
March 1	DE	Olivier Vernon	Placed Transition Tag	June 16	QB	Logan Thomas	Waived
March 5	DT	Ndamukong Suh	Restructured Contract	June 16	DT	Charles Tuauu	Waived
March 5	LB	Koa Misi	Restructured Contract	July 18	RB	Arian Foster	Signed as FA
March 5	S	Shamiel Gary	Placed Exclusive Rights Tender	July 29	CB	Xavien Howard	Placed on Physically Unable to Perform List
March 5	WR	Matt Hazel	Placed Exclusive Rights Tender	July 29	CB	Bobby McCain	Placed on Physically Unable to Perform List
March 5	T	Ulrick John	Placed Exclusive Rights Tender	July 29	RB	Arian Foster	Placed on Physically Unable to Perform List
March 5	CB	Tyler Patmon	Placed Exclusive Rights Tender	July 29	RB	Damien Williams	Placed on Physically Unable to Perform List
March 5	TE	Jake Stoneburner	Placed Exclusive Rights Tender	July 29	LB	Zach Vigil	Placed on Active/Non-Football Injury List
March 5	S	Michael Thomas	Placed Exclusive Rights Tender	July 29	DE	Dion Jordan	Conditionally reinstated by NFL
March 5	WR	Greg Jennings	Released	July 30	CB	Bobby McCain	Activated from Physically Unable to Perform List
March 8	TE	Jordan Cameron	Restructured Contract	July 30	CB	Rashaan Melvin	Signed as FA
March 8	DT	Robert Thomas II	Restructured Contract	July 30	TE	Jake Stoneburner	Waived
March 8	WR	Christion Jones	Signed as FA	July 31	CB	Brandon Harris	Signed as FA
March 8	DE	Mario Williams	Signed as FA	July 31	CB	Tyler Patmon	Waived
March 9	DE	Olivier Vernon	Withdrawn Transition Tag	July 31	RB	Arian Foster	Activated from Physically Unable to Perform List
March 9	CB	Brent Grimes	Released	July 31	DE	Dion Jordan	Placed on Active/Non-Football Injury List
March 9	LB	Kiko Alonso	Acquired by Miami in Trade (Phi.)	Aug. 2	RB	Damien Williams	Activated from Physically Unable to Perform List
March 9	CB	Byron Maxwell	Acquired by Miami in Trade (Phi.)	Aug. 3	LB	Danny Lansanah	Signed as FA
March 10	S	Isa Abdul-Quddus	Signed as UFA (Det.)	Aug. 3	WR	Tyler Murphy	Waived/Injured
March 10	T	Sam Young	Signed as UFA (Jax.)	Aug. 6	WR	Tyler Murphy	Reached an injury settlement
March 10	LB	James-Michael Johnson	Re-Signed	Aug. 8	CB	Al Louis-Jean	Signed as FA
March 10	C/G	Jacques McClendon	Re-Signed	Aug. 8	CB	Ifo Ekpre-Olomu	Waived/Injured



2016 MIAMI DOLPHINS TRANSACTIONS (as of January 9, 2017)

DATE	POS.	PLAYER/COACH	TRANSACTION
Aug. 9	CB	Ifo Ekpre-Olomu	Placed on Reserve/Injured List
Aug. 10	CB	Chris Culliver	Signed as FA
Aug. 10	CB	Chris Culliver	Placed on Physically Unable to Perform List
Aug. 10	C/G	Jacques McClendon	Released
Aug. 10	LB	Danny Lansanah	Released
Aug. 15	DE	Cedric Reed	Signed as FA
Aug. 16	DE	Farrington Huguenin	Waived/Injured
Aug. 18	CB	Xavien Howard	Activated from Physically Unable to Perform List
Aug. 27	LB	Akil Blount	Waived
Aug. 27	C/G	Ruben Carter	Waived
Aug. 27	WR	A.J. Cruz	Waived
Aug. 27	LB	Ryan DiSalvo	Waived
Aug. 27	WR	Matt Hazel	Waived
Aug. 27	TE	Gabe Hughes	Waived
Aug. 27	K	Marshall Koehn	Waived
Aug. 27	CB	Al Louis-Jean	Waived
Aug. 27	G	Vinston Painter	Waived
Aug. 27	WR	Brandon Shippen	Waived
Aug. 27	CB	Brandon Harris	Released
Aug. 29	DE	Chris McCain	Traded (N.O.)
Aug. 30	DE	Dion Jordan	Placed on Reserve/Non-Football Injury List
Aug. 30	LB	Zach Vigil	Placed on Reserve/Non-Football Injury List
Sept. 3	LB	James Burgess	Waived
Sept. 3	DT	Deandre Coleman	Waived
Sept. 3	G	Jamil Douglas	Waived
Sept. 3	TE	Thomas Duarte	Waived
Sept. 3	QB	Zac Dysert	Waived
Sept. 3	S	Shamiel Gary	Waived
Sept. 3	LB	Tyler Gray	Waived
Sept. 3	S	A.J. Hendy	Waived
Sept. 3	T	Ulrick John	Waived
Sept. 3	DT	Chris Jones	Waived
Sept. 3	DE	Cleyon Laing	Waived
Sept. 3	CB	Rashawn Melvin	Waived
Sept. 3	CB	Lafayette Pitts	Waived
Sept. 3	DE	Cedric Reed	Waived
Sept. 3	WR	Rashawn Scott	Waived
Sept. 3	DE	Jordan Williams	Waived
Sept. 3	CB	Chimdi Chekwa	Released
Sept. 3	LB	James-Michael Johnson	Released
Sept. 3	TE	Dominique Jones	Released
Sept. 3	RB	Daniel Thomas	Released
Sept. 3	T	Sam Young	Released
Sept. 3	CB	Chris Culliver	Placed on Reserve/Physically Unable To Perform List
Sept. 4	WR	Justin Hunter	Acquired from waivers (Ten.)
Sept. 4	WR	Griff Whalen	Released
Sept. 4	LB	James Burgess	Signed to practice squad
Sept. 4	G	Jamil Douglas	Signed to practice squad
Sept. 4	TE	Thomas Duarte	Signed to practice squad
Sept. 4	S	A.J. Hendy	Signed to practice squad
Sept. 4	T	Ulrick John	Signed to practice squad
Sept. 4	DE	Cleyon Laing	Signed to practice squad
Sept. 4	CB	Lafayette Pitts	Signed to practice squad
Sept. 4	WR	Rashawn Scott	Signed to practice squad
Sept. 4	DE	Jordan Williams	Signed to practice squad
Sept. 6	LB	Brandon Watts	Signed to practice squad
Sept. 13	LB	James Burgess	Released from practice squad
Sept. 13	LB	Donald Butler	Signed as FA
Sept. 13	DT	Earl Mitchell	Placed on Reserve/Injured List
Sept. 14	QB	Brandon Doughty	Waived
Sept. 14	DT	Chris Jones	Signed as FA
Sept. 15	QB	Brandon Doughty	Signed to practice squad
Sept. 20	DE	Jordan Williams	Released from practice squad
Sept. 20	DT	Leon Orr	Signed to practice squad
Sept. 28	WR	Justin Hunter	Waived
Sept. 29	G	Jamil Douglas	Signed to Active Roster from Practice Squad
Sept. 30	G	Jamil Douglas	Waived

DATE	POS.	PLAYER/COACH	TRANSACTION
Oct. 3	TE	Dominique Jones	Signed as FA
Oct. 4	G	Jamil Douglas	Signed to practice squad
Oct. 8	T	Ulrick John	Released off Practice Squad (Arizona)
Oct. 10	CB	Bené Benwikere	Acquired from waivers (Car.)
Oct. 10	LB	Koa Misi	Placed on Reserve/Injured List
Oct. 11	CB	Chimdi Chekwa	Signed as FA
Oct. 11	T	Sam Young	Signed as FA
Oct. 11	RB	Isaiah Pead	Released
Oct. 11	G/T	Billy Turner	Waived
Oct. 11	G	Dallas Thomas	Waived
Oct. 11	G	Jamil Douglas	Released from practice squad
Oct. 11	C	Jake Brendel	Signed to practice squad
Oct. 11	T	Terry Poole	Signed to practice squad
Oct. 12	DT	Leon Orr	Signed to Active Roster from Practice Squad
Oct. 12	RB	Senorise Perry	Signed to practice squad
Oct. 19	S	Reshad Jones	Placed on Reserve/Injured List
Oct. 19	DE	Nick Williams	Acquired from waivers (K.C.)
Oct. 24	RB	Arian Foster	Placed on Reserve/Retired List
Oct. 25	S	Bacarri Rambo	Signed as FA
Oct. 26	DE	Julius Warmesley	Waived
Oct. 31	DE	Julius Warmesley	Signed to practice squad
Oct. 31	DE	Cleyon Laing	Released from practice squad
Nov. 5	TE	Jordan Cameron	Placed on Reserve/Injured List
Nov. 5	LB	Zach Vigil	Activated from Reserve/Non-Football Injury List
Nov. 5	TE	Thomas Duarte	Signed to Active Roster from Practice Squad
Nov. 7	DT	Chris Jones	Waived
Nov. 7	CB	Chimdi Chekwa	Waived/Injured
Nov. 7	CB	Chris Culliver	Activated from Reserve/Physically Unable to Perform List
Nov. 7	CB	Lafayette Pitts	Signed to Active Roster from Practice Squad
Nov. 8	CB	Bené Benwikere	Waived
Nov. 8	RB	Storm Johnson	Signed to practice squad
Nov. 9	CB	Bené Benwikere	Signed to practice squad
Nov. 10	DT	Earl Mitchell	Activated from Injured Reserve
Nov. 19	C	Jake Brendel	Signed to Active Roster from Practice Squad
Nov. 19	CB	Chris Culliver	Waived
Nov. 21	DE	Jason Jones	Placed on Reserve/Suspended List
Nov. 21	T	Bryce Harris	Acquired from waivers (Jax.)
Nov. 22	T	Jesse Davis	Signed to practice squad
Nov. 30	DT	Leon Orr	Waived
Dec. 1	WR	Rashawn Scott	Signed to Active Roster from Practice Squad
Dec. 1	WR	Da'Ron Brown	Signed to practice squad
Dec. 6	T	Bryce Harris	Waived
Dec. 7	DE	Jason Jones	Activated from Reserve/Suspended List
Dec. 13	QB	T.J. Yates	Signed as FA
Dec. 13	C	Mike Pouncey	Placed on Reserve/Injured List
Dec. 19	LB	Trevor Reilly	Signed as FA
Dec. 19	LB	Zach Vigil	Waived
Dec. 28	S	Isa Abdul-Quddus	Placed on Reserve/Injured List
Dec. 28	S	A.J. Hendy	Signed to Active Roster from Practice Squad
Dec. 28	LB	Lamin Barrow	Signed to practice squad
Jan. 6	DE	Jason Jones	Waived



2016 MIAMI DOLPHINS NUMERICAL ROSTER

(as of January 9, 2017 - visit Dolphins.com for most up-to-date roster)

No.	Name	Pos.	Ht.	Wt.	Birthdate	Exp.	College	Hometown	How Acq.	Date Placed
3	Andrew Franks	K	6-1	202	1/11/93	2	RPI '15	Carmel, Calif.	FA, '15	
4	Matt Darr	P	6-1	214	7/2/92	2	Tennessee '15	Bakersfield, Calif.	FA, '15	
8	Matt Moore	QB	6-3	225	8/9/84	9	Oregon State '07	Newhall, Calif.	UFA, '11 (Car.)	
10	Kenny Stills	WR	6-0	195	4/22/92	4	Oklahoma '13	Carlsbad, Calif.	T, 2015 (N.O.)	
11	DeVante Parker	WR	6-3	212	1/20/93	2	Louisville '15	Louisville, Ky.	D1, '15	
14	Jarvis Landry	WR	5-11	206	11/28/92	3	LSU '14	Lutcher, La.	D2, '14	
16	T.J. Yates	QB	6-4	217	5/28/87	6	North Carolina '11	Marietta, Ga.	FA, '16	
17	Ryan Tannehill	QB	6-4	216	7/27/88	5	Texas A&M '12	Big Spring, Texas	D1, '12	
19	Jakeem Grant	WR	5-7	172	10/30/92	R	Texas Tech '16	Mesquite, Texas	D6a, '16	
21	Jordan Lucas	CB	6-0	204	8/2/93	R	Penn State '16	New Rochelle, N.Y.	D6b, '16	
23	Jay Ajayi	RB	6-0	229	6/15/93	2	Boise State '15	Plano, Texas	D5b, '15	
25	Xavien Howard	CB	6-1	198	7/4/93	R	Baylor '16	Houston, Texas	D2, '16	
26	Damien Williams	RB	5-11	228	4/3/92	3	Oklahoma '14	San Diego, Calif.	FA, '14	
28	Bobby McCain	CB	5-11	192	8/18/93	2	Memphis '15	Oxford, Ala.	D5a, '15	
30	Bacarri Rambo	S	6-0	211	6/27/90	4	Georgia '13	Donalsonville, Ga.	FA, '16	
31	Michael Thomas	S	5-11	193	3/17/90	4	Stanford '12	Houston, Texas	FA, '13	
32	Kenyan Drake	RB	6-1	216	1/26/94	R	Alabama '16	Powder Springs, Ga.	D3a, '16	
35	Walt Aikens	S	6-1	218	6/19/91	3	Liberty '14	Charlotte, N.C.	D4, '14	
36	Tony Lippett	CB	6-3	194	7/2/92	2	Michigan State '15	Detroit, Mich.	D5d, '15	
37	A.J. Hendy	S	6-0	209	4/8/93	R	Maryland '16	Bowie, Md.	FA, '16	
40	Lafayette Pitts	CB	5-11	196	9/24/92	R	Pittsburgh '16	Duquesne, Pa.	FA, '16	
41	Byron Maxwell	CB	6-1	203	2/23/88	6	Clemson '11	North Charleston, S.C.	T, 2016 (Phi.)	
42	Spencer Paysinger	LB	6-2	249	6/28/88	6	Oregon '11	Los Angeles, Calif.	UFA, '15 (NYG)	
45	Mike Hull	LB	6-0	233	5/25/91	1	Penn State '15	Canonsburg, Pa.	FA, '15	
46	Neville Hewitt	LB	6-2	232	4/6/93	2	Marshall '15	Conyers, Ga.	FA, '15	
47	Kiko Alonso	LB	6-3	239	8/14/90	4	Oregon '13	Los Gatos, Calif.	T, 2016 (Phi.)	
48	MarQueis Gray	TE	6-4	255	11/7/89	4	Minnesota '13	Indianapolis, Ind.	FA, '16	
50	Andre Branch	DE	6-5	263	7/14/89	5	Clemson '12	Richmond, Va.	UFA, '16 (Jax.)	
53	Jelani Jenkins	LB	6-0	240	3/13/92	4	Florida '13	Olney, Md.	D4a, '13	
56	Donald Butler	LB	6-1	242	10/17/88	6	Washington '10	Sacramento, Calif.	FA, '16	
57	Trevor Reilly	LB	6-5	245	1/17/88	3	Utah '14	San Diego, Calif.	FA, '16	
60	Kraig Urbik	C/G	6-5	334	9/23/85	8	Wisconsin '09	Hudson, Wis.	FA, '16	
64	Jake Brendel	C	6-4	305	9/10/92	R	UCLA '16	Madison, Wis.	FA, '16	
65	Anthony Steen	C/G	6-3	313	5/9/90	1	Alabama '14	Clarksdale, Miss.	FA, '16	
67	Laremy Tunsil	G/T	6-5	316	8/2/94	R	Mississippi '16	Lake City, Fla.	D1, '16	
70	Ja'Wuan James	T	6-6	307	6/3/92	3	Tennessee '14	Suwannee, Ga.	D1, '14	
74	Jermon Bushrod	G/T	6-5	320	8/19/84	10	Towson '07	Fredericksburg, Va.	FA, '16	
75	Nick Williams	DE	6-4	309	2/21/90	3	Samford '13	Birmingham, Ala.	Wai., '16 (K.C.)	
76	Branden Albert	T	6-5	314	11/4/84	9	Virginia '08	Glen Burnie, Md.	UFA, '14 (K.C.)	
78	Terrence Fede	DE	6-4	267	11/19/91	3	Marist '14	Nyack, N.Y.	D7, '14	
79	Sam Young	T	6-8	315	6/24/87	7	Notre Dame '10	Coral Springs, Fla.	FA, '16	
80	Dion Sims	TE	6-4	271	2/18/91	4	Michigan State '13	Detroit, Mich.	D4b, '13	
83	Thomas Duarte	TE	6-2	241	3/30/95	R	UCLA '16	Fullerton, Calif.	D7b, '16	
85	Dominique Jones	TE	6-3	275	8/15/87	4	Shepherd '11	San Diego, Calif.	FA, '16	
87	Rashawn Scott	WR	6-2	204	1/29/92	R	Miami (FL) '16	Melbourne, Fla.	FA, '16	
88	Leonte Carroo	WR	6-1	217	1/24/94	R	Rutgers '16	Edison, N.J.	D3b, '16	
90	Earl Mitchell	DT	6-3	310	9/25/87	7	Arizona '10	Houston, Texas	UFA, '14 (Hou.)	
91	Cameron Wake	DE	6-3	263	1/30/82	8	Penn State '05	Hyattsville, Md.	FA, '09	
92	John Denney	LS	6-5	242	12/13/78	12	Brigham Young '05	Thornton, Colo.	FA, '05	
93	Ndamukong Suh	DT	6-4	305	1/6/87	7	Nebraska '10	Portland, Oregon	UFA '15 (Det.)	
94	Mario Williams	DE	6-6	300	1/31/85	11	North Carolina State '06	Richlands, N.C.	FA, '16	
97	Jordan Phillips	DT	6-6	335	10/15/92	2	Oklahoma '15	Towanda, Kan.	D2, '15	
RESERVE/NON-FOOTBALL INJURY										
95	Dion Jordan	DE	6-6	275	3/5/90	3	Oregon '13	Chandler, Ariz.	D1, '13	
RESERVE/INJURED										
20	Reshad Jones	S	6-1	214	2/25/88	7	Georgia '10	Atlanta, Ga.	D5b, '10	10/19/2016
24	Isa Abdul-Quddus	S	6-1	196	8/3/89	6	Fordham '11	Union, N.J.	UFA, '16 (Det.)	12/28/2016
33	Ifo Ekpre-Olomu	CB	5-9	200	7/10/93	1	Oregon '15	Chino Hills, Calif.	Wai., '16 (Cle.)	8/10/2016
51	Mike Pouncey	C	6-5	299	7/24/89	6	Florida '11	Lakeland, Fla.	D1, '11	12/13/2016
55	Koa Misi	LB	6-3	256	1/17/87	7	Utah '10	Santa Rosa, Calif.	D2, '10	10/10/2016
84	Jordan Cameron	TE	6-5	265	8/7/88	6	Southern California '11	Newbury Park, Calif.	UFA, '15 (Cle.)	11/5/2016
PRACTICE SQUAD										
6	Brandon Doughty	QB	6-3	217	10/6/91	R	Western Kentucky '16	Davie, Fla.	D7a, '16	
15	Da'Ron Brown	WR	6-0	199	9/21/91	1	Northern Illinois '15	Chicago, Ill.	FA, '16	
27	Storm Johnson	RB	6-0	216	7/10/92	2	UCF '14	Loganville, Ga.	FA, '16	
33	Bené Benwikere	CB	6-0	200	9/3/91	3	San Jose State '14	Fontana, Calif.	Wai., '16 (Car.)	
34	Senorise Perry	RB	6-0	211	9/19/91	3	Louisville '14	Summerville, Ga.	FA, '16	
49	Lamin Barrow	LB	6-1	237	11/29/90	3	LSU '14	Kenner, La.	FA, '16	
58	Brandon Watts	LB	6-2	231	1/21/91	3	Georgia Tech '14	Tennille, Ga.	FA, '16	
69	Terry Poole	T	6-5	300	2/27/92	1	San Diego State '15	Seaside, Calif.	FA, '16	
73	Julius Warmsley	DE	6-2	294	5/15/90	1	Tulane '14	Baton Rouge, La.	FA, '16	
77	Jesse Davis	T	6-6	309	9/15/91	1	Idaho '15	Asotin, Wash.	FA, '16	



2016 MIAMI DOLPHINS ALPHABETICAL ROSTER

(as of January 9, 2017 - visit Dolphins.com for most up-to-date roster)

No.	Name	Pos.	Ht.	Wt.	Birthdate	Exp.	College	Hometown	How Acq.	Date Placed
35	Aikens, Walt	S	6-1	218	6/19/91	3	Liberty '14	Charlotte, N.C.	D4, '14	
23	Ajayi, Jay	RB	6-0	229	6/15/93	2	Boise State '15	Plano, Texas	D5b, '15	
76	Albert, Branden	T	6-5	314	11/4/84	9	Virginia '08	Glen Burnie, Md.	UFA, '14 (K.C.)	
47	Alonso, Kiko	LB	6-3	239	8/14/90	4	Oregon '13	Los Gatos, Calif.	T, 2016 (Phi.)	
50	Branch, Andre	DE	6-5	263	7/14/89	5	Clemson '12	Richmond, Va.	UFA, '16 (Jax.)	
64	Brendel, Jake	C	6-4	305	9/10/92	R	UCLA '16	Madison, Wis.	FA, '16	
74	Bushrod, Jermon	G/T	6-5	320	8/19/84	10	Towson '07	Fredericksburg, Va.	FA, '16	
56	Butler, Donald	LB	6-1	242	10/17/88	6	Washington '10	Sacramento, Calif.	FA, '16	
88	Carroo, Leonte	WR	6-1	217	1/24/94	R	Rutgers '16	Edison, N.J.	D3b, '16	
4	Darr, Matt	P	6-1	214	7/2/92	2	Tennessee '15	Bakersfield, Calif.	FA, '15	
92	Denney, John	LS	6-5	242	12/13/78	12	Brigham Young '05	Thornton, Colo.	FA, '05	
32	Drake, Kenyan	RB	6-1	216	1/26/94	R	Alabama '16	Powder Springs, Ga.	D3a, '16	
83	Duarte, Thomas	TE	6-2	241	3/30/95	R	UCLA '16	Fullerton, Calif.	D7b, '16	
78	Fede, Terrence	DE	6-4	267	11/19/91	3	Marist '14	Nyack, N.Y.	D7, '14	
3	Franks, Andrew	K	6-1	202	1/11/93	2	RPI '15	Carmel, Calif.	FA, '15	
19	Grant, Jakeem	WR	5-7	172	10/30/92	R	Texas Tech '16	Mesquite, Texas	D6a, '16	
48	Gray, MarQueis	TE	6-4	255	11/7/89	4	Minnesota '13	Indianapolis, Ind.	FA, '16	
37	Hendy, A.J.	S	6-0	209	4/8/93	R	Maryland '16	Bowie, Md.	FA, '16	
46	Hewitt, Neville	LB	6-2	232	4/6/93	2	Marshall '15	Conyers, Ga.	FA, '15	
25	Howard, Xavien	CB	6-1	198	7/4/93	R	Baylor '16	Houston, Texas	D2, '16	
45	Hull, Mike	LB	6-0	233	5/25/91	1	Penn State '15	Cononsburg, Pa.	FA, '15	
70	James, Ja'Wuan	T	6-6	307	6/3/92	3	Tennessee '14	Suwannee, Ga.	D1, '14	
53	Jenkins, Jelani	LB	6-0	240	3/13/92	4	Florida '13	Olney, Md.	D4a, '13	
85	Jones, Dominique	TE	6-3	275	8/15/87	4	Shepherd '11	San Diego, Calif.	FA, '16	
14	Landry, Jarvis	WR	5-11	206	11/28/92	3	LSU '14	Lutcher, La.	D2, '14	
36	Lippett, Tony	CB	6-3	194	7/2/92	2	Michigan State '15	Detroit, Mich.	D5d, '15	
21	Lucas, Jordan	CB	6-0	204	8/2/93	R	Penn State '16	New Rochelle, N.Y.	D6b, '16	
41	Maxwell, Byron	CB	6-1	203	2/23/88	6	Clemson '11	North Charleston, S.C.	T, 2016 (Phi.)	
28	McCain, Bobby	CB	5-11	192	8/18/93	2	Memphis '15	Oxford, Ala.	D5a, '15	
90	Mitchell, Earl	DT	6-3	310	9/25/87	7	Arizona '10	Houston, Texas	UFA, '14 (Hou.)	
8	Moore, Matt	QB	6-3	225	8/9/84	9	Oregon State '07	Newhall, Calif.	UFA, '11 (Car.)	
11	Parker, DeVante	WR	6-3	212	1/20/93	2	Louisville '15	Louisville, Ky.	D1, '15	
42	Paysinger, Spencer	LB	6-2	249	6/28/88	6	Oregon '11	Los Angeles, Calif.	UFA, '15 (NYG)	
97	Phillips, Jordan	DT	6-6	335	10/15/92	2	Oklahoma '15	Towanda, Kan.	D2, '15	
40	Pitts, Lafayette	CB	5-11	196	9/24/92	R	Pittsburgh '16	Duquesne, Pa.	FA, '16	
30	Rambo, Bacarri	S	6-0	211	6/27/90	4	Georgia '13	Donalsonville, Ga.	FA, '16	
57	Reilly, Trevor	LB	6-5	245	1/17/88	3	Utah '14	San Diego, Calif.	FA, '16	
87	Scott, Rashawn	WR	6-2	204	1/29/92	R	Miami (FL) '16	Melbourne, Fla.	FA, '16	
80	Sims, Dion	TE	6-4	271	2/18/91	4	Michigan State '13	Detroit, Mich.	D4b, '13	
65	Steen, Anthony	C/G	6-3	313	5/9/90	1	Alabama '14	Clarksdale, Miss.	FA, '16	
10	Stills, Kenny	WR	6-0	195	4/22/92	4	Oklahoma '13	Carlsbad, Calif.	T, 2015 (N.O.)	
93	Suh, Ndamukong	DT	6-4	305	1/6/87	7	Nebraska '10	Portland, Oregon	UFA '15 (Det.)	
17	Tannehill, Ryan	QB	6-4	216	7/27/88	5	Texas A&M '12	Big Spring, Texas	D1, '12	
31	Thomas, Michael	S	5-11	193	3/17/90	4	Stanford '12	Houston, Texas	FA, '13	
67	Tunsil, Laremy	G/T	6-5	316	8/2/94	R	Mississippi '16	Lake City, Fla.	D1, '16	
60	Urbik, Kraig	C/G	6-5	334	9/23/85	8	Wisconsin '09	Hudson, Wis.	FA, '16	
91	Wake, Cameron	DE	6-3	263	1/30/82	8	Penn State '05	Hyattsville, Md.	FA, '09	
26	Williams, Damien	RB	5-11	228	4/3/92	3	Oklahoma '14	San Diego, Calif.	FA, '14	
94	Williams, Mario	DE	6-6	300	1/31/85	11	North Carolina State '06	Richlands, N.C.	FA, '16	
75	Williams, Nick	DE	6-4	309	2/21/90	3	Samford '13	Birmingham, Ala.	Wai., '16 (K.C.)	
16	Yates, T.J.	QB	6-4	217	5/28/87	6	North Carolina '11	Marietta, Ga.	FA, '16	
79	Young, Sam	T	6-8	315	6/24/87	7	Notre Dame '10	Coral Springs, Fla.	FA, '16	
RESERVE/NON-FOOTBALL INJURY										
95	Jordan, Dion	DE	6-6	275	3/5/90	3	Oregon '13	Chandler, Ariz.	D1, '13	
RESERVE/INJURED										
24	Abdul-Quddus, Isa	S	6-1	196	8/3/89	6	Fordham '11	Union, N.J.	UFA, '16 (Det.)	12/28/2016
84	Cameron, Jordan	TE	6-5	265	8/7/88	6	Southern California '11	Newbury Park, Calif.	UFA, '15 (Cle.)	11/5/2016
20	Jones, Reshad	S	6-1	214	2/25/88	7	Georgia '10	Atlanta, Ga.	D5b, '10	10/19/2016
33	Ekpre-Olomu, Ifo	CB	5-9	200	7/10/93	1	Oregon '15	Chino Hills, Calif.	Wai., '16 (Cle.)	8/10/2016
55	Misi, Koa	LB	6-3	256	1/17/87	7	Utah '10	Santa Rosa, Calif.	D2, '10	10/10/2016
51	Pouncey, Mike	C	6-5	299	7/24/89	6	Florida '11	Lakeland, Fla.	D1, '11	12/13/2016
PRACTICE SQUAD										
49	Barrow, Lamin	LB	6-1	237	11/29/90	3	LSU '14	Kenner, La.	FA, '16	
33	Benwikere, Bené	CB	6-0	200	9/3/91	3	San Jose State '14	Fontana, Calif.	Wai., '16 (Car.)	
15	Brown, Da'Ron	WR	6-0	199	9/21/91	1	Northern Illinois '15	Chicago, Ill.	FA, '16	
77	Davis, Jesse	T	6-6	309	9/15/91	1	Idaho '15	Asotin, Wash.	FA, '16	
6	Doughty, Brandon	QB	6-3	217	10/6/91	R	Western Kentucky '16	Davie, Fla.	D7a, '16	
27	Johnson, Storm	RB	6-0	216	7/10/92	2	UCF '14	Loganville, Ga.	FA, '16	
34	Perry, Seniorise	RB	6-0	211	9/19/91	3	Louisville '14	Summerville, Ga.	FA, '16	
69	Poole, Terry	T	6-5	300	2/27/92	1	San Diego State '15	Seaside, Calif.	FA, '16	
73	Warsley, Julius	DE	6-2	294	5/15/90	1	Tulane '14	Baton Rouge, La.	FA, '16	
58	Watts, Brandon	LB	6-2	231	1/21/91	3	Georgia Tech '14	Tennille, Ga.	FA, '16	



2016 MIAMI DOLPHINS POSITIONAL ROSTER / PRONUNCIATIONS (as of Jan. 9, 2017)

OFFENSE (24)

QUARTERBACKS (3)						
NO	NAME	POS	HT	WT	DOB	EXP
8	Moore, Matt	QB	6-3	225	8/9/84	9
16	Yates, T.J.	QB	6-4	217	5/28/87	6
17	Tannehill, Ryan	QB	6-4	216	7/27/88	5

RUNNING BACKS (3)						
NO	NAME	POS	HT	WT	DOB	EXP
23	Ajayi, Jay	RB	6-0	229	6/15/93	2
26	Williams, Damien	RB	5-11	228	4/3/92	3
32	Drake, Kenyan	RB	6-1	216	1/26/94	R

WIDE RECEIVERS (6)						
NO	NAME	POS	HT	WT	DOB	EXP
10	Stills, Kenny	WR	6-0	195	4/22/92	4
11	Parker, DeVante	WR	6-3	212	1/20/93	2
14	Landry, Jarvis	WR	5-11	206	11/28/92	3
19	Grant, Jakeem	WR	5-7	172	10/30/92	R
87	Scott, Rashawn	WR	6-2	204	1/29/92	R
88	Carroo, Leonte	WR	6-1	217	1/24/94	R

TIGHT ENDS (4)						
NO	NAME	POS	HT	WT	DOB	EXP
48	Gray, MarQueis	TE	6-4	255	11/7/89	4
80	Sims, Dion	TE	6-4	271	2/18/91	4
83	Duarte, Thomas	TE	6-2	241	3/30/95	R
85	Jones, Dominique	TE	6-3	275	8/15/87	4

OFFENSIVE LINEMEN (8)						
NO	NAME	POS	HT	WT	DOB	EXP
60	Urbik, Kraig	C/G	6-5	334	9/23/85	8
64	Brendel, Jake	C	6-4	305	9/10/92	R
65	Steen, Anthony	C/G	6-3	313	5/9/90	1
67	Tunsil, Laremy	G/T	6-5	316	8/2/94	R
70	James, Ja'Wuan	T	6-6	307	6/3/92	3
74	Bushrod, Jermon	G/T	6-5	320	8/19/84	10
76	Albert, Branden	T	6-5	314	11/4/84	9
79	Young, Sam	T	6-8	315	6/24/87	7

PRACTICE SQUAD (10)

NO	NAME	POS	HT	WT	DOB	EXP
49	Barrow, Lamin	LB	6-1	237	11/29/90	3
33	Benwikere, Bené	CB	6-0	200	9/3/91	3
15	Brown, Da'Ron	WR	6-0	199	9/21/91	1
77	Davis, Jesse	T	6-6	309	9/15/91	1
6	Doughty, Brandon	QB	6-3	217	10/6/91	R
27	Johnson, Storm	RB	6-0	216	7/10/92	2
34	Perry, Seniorise	RB	6-0	211	9/19/91	3
69	Poole, Terry	T	6-5	300	2/27/92	1
73	Warmsley, Julius	DE	6-2	294	5/15/90	1
58	Watts, Brandon	LB	6-2	231	1/21/91	3

DEFENSE (25)

DEFENSIVE LINEMEN (8)						
NO	NAME	POS	HT	WT	DOB	EXP
50	Branch, Andre	DE	6-5	263	7/14/89	5
75	Williams, Nick	DE	6-4	309	2/21/90	3
78	Fede, Terrence	DE	6-4	267	11/19/91	3
90	Mitchell, Earl	DT	6-3	310	9/25/87	7
91	Wake, Cameron	DE	6-3	263	1/30/82	8
93	Suh, Ndamukong	DT	6-4	305	1/6/87	7
94	Williams, Mario	DE	6-6	300	1/31/85	11
97	Phillips, Jordan	DT	6-6	335	10/15/92	2

LINEBACKERS (7)						
NO	NAME	POS	HT	WT	DOB	EXP
42	Paysinger, Spencer	LB	6-2	249	6/28/88	6
45	Hull, Mike	LB	6-0	233	5/25/91	1
46	Hewitt, Neville	LB	6-2	232	4/6/93	2
47	Alonso, Kiko	LB	6-3	239	8/14/90	4
53	Jenkins, Jelani	LB	6-0	240	3/13/92	4
56	Butler, Donald	LB	6-1	242	10/17/88	6
57	Reilly, Trevor	LB	6-5	245	1/17/88	3

DEFENSIVE BACKS (10)						
NO	NAME	POS	HT	WT	DOB	EXP
21	Lucas, Jordan	CB	6-0	204	8/2/93	R
25	Howard, Xavien	CB	6-1	198	7/4/93	R
28	McCain, Bobby	CB	5-11	192	8/18/93	2
30	Rambo, Bacarri	S	6-0	211	6/27/90	4
31	Thomas, Michael	S	5-11	193	3/17/90	4
35	Aikens, Walt	S	6-1	218	6/19/91	3
36	Lippett, Tony	CB	6-3	194	7/2/92	2
37	Hendy, A.J.	S	6-0	209	4/8/93	R
40	Pitts, Lafayette	CB	5-11	196	9/24/92	R
41	Maxwell, Byron	CB	6-1	203	2/23/88	6

SPECIALISTS (3)

NO	NAME	POS	HT	WT	DOB	EXP
3	Franks, Andrew	K	6-1	202	1/11/93	2
4	Darr, Matt	P	6-1	214	7/2/92	2
92	Denney, John	LS	6-5	242	12/13/78	12

RESERVE/NON-FOOTBALL INJURY (1)

NO	NAME	POS	HT	WT	DOB	EXP
95	Jordan, Dion	DE	6-6	275	3/5/90	3

RESERVE/INJURED (6)

NO	NAME	POS	HT	WT	DOB	EXP
20	Jones, Reshad	S	6-1	214	2/25/88	7
24	Abdul-Quddus, Isa	S	6-1	196	8/3/89	6
33	Ekpre-Olomu, Ifo	CB	5-9	200	7/10/93	1
51	Pouncey, Mike	C	6-5	299	7/24/89	6
55	Misi, Koa	LB	6-3	256	1/17/87	7
84	Cameron, Jordan	TE	6-5	265	8/7/88	6

PRONUNCIATION GUIDE

PLAYER	PHONETICALLY	PLAYER	PHONETICALLY	COACH/STAFF	PHONETICALLY
S Isa Abdul-Quddus	EE-suh abdul-kuh-DOOS	T Ja'Wuan James	JUH-Wan	Lou Anarumo	aann-UH-room-OH
RB Jay Ajayi	uh-JYE-ee	LB Jelani Jenkins	JUH-la-NEE	Joe Cimino	Chu-MEAN-oh
G/T Jermon Bushrod	JURR-mahn	LB Koa Misi	CO-uh, ME-see	Chris Foerster	FURR-stir
CB Ifo Ekpre-Olomu	LEON-tay Cuh-ROO	C Mike Pouncey	POUNCE-e	Naohisa Inoue	Now-HE-Sa, IN-ew-way
QB Brandon Doughty	DOW-tee	S Bacarri Rambo	Buh-CARR-ee	Daronte Jones	DUH-rawn-tay
TE Thomas Duarte	DOO-ort-ee	DT Ndamukong Suh	En-dom-ah-ken Soo	Chris Kuper	KOO-pehr
DE Terrence Fede	Fuh-DAY	QB Ryan Tannehill	TAN-uh-hill	Marwan Maalouf	mah-LOOF
TE MarQueis Gray	Mar-KWEES	G/T Laremy Tunsil	LAIR-uh-mee TUHN-suhl	Dave Puloka	Puh-LOU-kuh
CB Xavien Howard	EX-ay-vee-n	C/G Kraig Urbik	ERR-bick		



2016 MIAMI DOLPHINS - HOW THEY WERE ACQUIRED (as of Jan. 9, 2017)

	DRAFT (19)	TRADES (3)	WAIVERS (1)	FREE AGENTS (29)
2005				LS John Denney
2009				DE Cameron Wake
2011				QB Matt Moore (Car.)
2012	QB Ryan Tannehill (1)			
2013	LB Jelani Jenkins (4a) TE Dion Sims (4b)			S Michael Thomas
2014	T Ja'Wuan James (1) WR Jarvis Landry (2) S Walt Aikens (4) DE Terrence Fede (7)			T Branden Albert (KC) DT Earl Mitchell (Hou.) RB Damien Williams
2015	WR DeVante Parker (1) DT Jordan Phillips (2) CB Bobby McCain (5a) RB Jay Ajayi (5b) CB Tony Lippett (5d)	WR Kenny Stills (N.O.)		P Matt Darr K Andrew Franks LB Neville Hewitt LB Mike Hull LB Spencer Paysinger (NYG) DT Ndamukong Suh (Det.)
2016	G/T Laremy Tunsil (1) CB Xavien Howard (2) RB Kenyan Drake (3a) WR Leonte Carroo (3b) WR Jakeem Grant (6a) CB Jordan Lucas (6b) TE Thomas Duarte (7b)	LB Kiko Alonso (Phi.) CB Byron Maxwell (Phi.)	DE Nick Williams (KC)	DE Andre Branch (Jax.) C Jake Brendel G/T Jermon Bushrod LB Donald Butler TE MarQueis Gray S A.J. Hendy TE Dominique Jones S Bacarri Rambo LB Trevor Reilly CB Lafayette Pitts WR Rashawn Scott C/G Anthony Steen C/G Kraig Urbik DE Mario Williams QB T.J. Yates T Sam Young



2016 GAME RECAPS

WEEK 1

SEPT. 11, 2016 | SEATTLE, WASH.
CENTURYLINK FIELD
ATTENDANCE: 69,012 | TV: CBS

SCORING SUMMARY

MIAMI 10

SEATTLE 12

	1	2	3	4	F
Miami	0	3	0	7	10
Seattle	3	3	0	6	12

The Dolphins put up a tremendous effort at what is considered perhaps the toughest venue in the NFL, but ultimately left Seattle with a disappointing loss.

Seattle converted a make-or-break fourth-down situation and later scored the game-winning touchdown with 31 seconds left to hand the Dolphins a 12-10 loss at CenturyLink Field in Adam Gase's head-coaching debut.

Ryan Tannehill scored on a 2-yard quarterback draw with 4:08 left in the fourth quarter to give the Dolphins a 10-6 lead and Miami then had a chance to all but wrap up the victory when Seattle faced a fourth-and-4 from its 47-yard line.

The Seahawks converted on a 22-yard completion from Russell Wilson to Doug Baldwin, and those two combined again on the game-winning touchdown, a 2-yard pass on second-and-goal.

Earlier in the drive, Seattle converted a fourth-and-1 with a 7-yard run by Christine Michael.

Under new defensive coordinator Vance Joseph, the Dolphins kept Wilson and the Seattle offense in check most of the game, allowing only a pair of Steven Hauschka field goals before the last-minute touchdown.

The Dolphins defense came up with two takeaways — an interception by new safety Isa Abdul-Quddus and a fumble recovery by new linebacker Kiko Alonso. The Dolphins also stopped Seattle on fourth down when Abdul-Quddus broke up a pass in the flat intended for Baldwin.

Ultimately, it was missed opportunities that ended up costing the Dolphins.

After Arian Foster was stopped for no gain on fourth-and-1 from the Seattle 17 in the first quarter, Tannehill threw a perfect deep pass to Kenny Stills on the Dolphins' next offensive snap after Stills got way behind the Seattle secondary. But Stills dropped the pass, turning an easy touchdown into an incompletion.

Trailing 6-3 in the fourth quarter, the Dolphins had a first-and-goal from the Seattle 5-yard line six plays after Alonso's fumble recovery, but couldn't get into the end zone and Andrew Franks then had his 27-yard attempt blocked.

Tannehill's touchdown capped a seven-play, 86-yard drive that featured completions of 16 yards to Stills, 28 yards to Jarvis Landry and 29 yards to Damien Williams.

SCORING DRIVES

TEAM	QTR	TIME	PLAY (EXTRA POINT) (DRIVE INFO)	MIA	SEA
Seahawks	1	5:11	S.Hauschka 39 yd. Field Goal (12-46, 6:08)	0	3
Dolphins	2	8:45	A.Franks 41 yd. Field Goal (6-19, 2:06)	3	3
Seahawks	2	0:00	S.Hauschka 38 yd. Field Goal (10-72, 1:52)	3	6
Dolphins	4	4:08	R.Tannehill 2 yd. run (A.Franks kick) (7-86, 3:01)	10	6
Seahawks	4	0:31	D.Baldwin 2 yd. pass from R.Wilson (kick blocked) (14-75, 3:37)	10	12

GAME STATISTICS

RUSHING (Att-Yds-TD):

Miami: A. Foster 13-38, R. Tannehill 5-17-1, D. Williams 2-9.
Seattle: C. Michael 15-66, T. Rawls 12-32, R. Wilson 4-16, C. Proise 1-(-2).

PASSING (A-C-Y-TD-I):

Miami: R. Tannehill 29-16-186-0-0.
Seattle: R. Wilson 43-27-258-1-1.

RECEIVING (Rec-Yds-TD):

Miami: J. Landry 7-59, A. Foster 3-62, L. Carroo 2-14, J. Cameron 2-6, D. Williams 1-29, K. Stills 1-16.
Seattle: D. Baldwin 9-92-1, J. Kearse 5-57, T. Rawls 3-26, T. Lockett 3-17, L. Willson 2-26, C. Michael 2-5, C. Proise 1-13, P. Richardson 1-11, J. Graham 1-11.

SACKS (Sk-Yds):

Miami: N. Suh 1-13, M. Williams 1-5, J. Phillips 0.5-0, J. Jones 0.5-0.
Seattle: M. Bennett 1-9, C. Marsh 1-9, F. Clark 1-8, K. Wright 1-2.

INTERCEPTIONS (Int-Yds):

Miami: I. Abdul-Quddus 1-9.
Seattle: None.

FORCED FUMBLES:

Miami: None
Seattle: C. Marsh 1, A. Rubin 1.

FUMBLE RECOVERIES (No-Yds):

Miami: K. Alonso 1-2.
Seattle: None.

TEAM STATS	MIA	SEA
First Downs	11	21
Rushing	3	4
Passing	7	16
Penalty	1	1
3rd-Down Efficiency	3 for 14	5 for 16
4th-Down Efficiency	0 for 1	2 for 3
Total Net Yards	214	352
Total Net Plays	54	78
Average Gain	4.0	4.5
Net Yards Rushing	64	112
Rushes	20	32
Yards per Rush	3.2	3.5
Net Yards Passing	150	240
Completed - Attempted	16-29	27-43
Yards per Pass Play	4.4	5.2
Sacked - Yards Lost	5-36	3-18
Had Intercepted	0	1
Punts - Average	7-327-46.7	6-253-42.2
Return Yardage	125	40
Punts - Return Yards	4-32	3-40
Kickoffs - Return Yards	3-84	0-0
Interceptions - Return Yards	1-9	0-0
Penalties - Yards	4-40	8-69
Fumbles - Lost	2-0	1-1
Red-Zone Efficiency	1 for 3	1 for 2
Goal-to-Go Efficiency	1 for 2	1 for 1
Time of Possession	25:28	34:32



2016 GAME RECAPS

WEEK 2

SEPT. 18, 2016 | FOXBOROUGH, MASS.
GILLETTE STADIUM
ATTENDANCE: 66,829 | TV: CBS

SCORING SUMMARY

MIAMI 24

NEW ENGLAND 31

	1	2	3	4	F
Miami	0	3	7	14	24
New England	14	10	7	0	31

The Dolphins almost pulled off a remarkable comeback, but came up just short at Gillette Stadium.

The New England Patriots scored touchdowns on their first three possessions before quarterback Jimmy Garoppolo left the game with an injury, built a 24-0 lead and held on for a 31-24 victory.

Tannehill threw two touchdown passes, to wide receiver Kenny Stills and tight end Jordan Cameron, and rookie Kenyan Drake scored his first NFL touchdown on a 7-yard run as the Dolphins outscored New England 21-7 in the second half. The Dolphins also got a 27-yard field goal from Andrew Franks on the last play of the first half.

New England almost put the game away by getting four first downs and setting up for a 39-yard field goal attempt, but Stephen Gostkowski was wide right.

The Dolphins had one final chance after getting the ball at their own 29-yard line with 1:04 left but no timeouts.

The Dolphins got the ball to the New England 29 thanks to a 20-yard completion from Tannehill to DeVante Parker and a 17-yard scramble by Tannehill, but the comeback attempt ended when Duron Harmon recorded an interception in the end zone on fourth-and-5 on a pass intended for Parker.

Before leaving the game with a shoulder injury in the second quarter, Garoppolo threw three touchdown passes, two to wide receiver Danny Amendola and one to tight end Martellus Bennett.

The Dolphins committed two turnovers in the first half — one interception and a fumble by wide receiver Jarvis Landry — and also had a drive end when center Anthony Steen snapped the ball before Tannehill was ready on a third-and-6.

Running back Jay Ajayi, back in the lineup after being inactive in the opener, lost a fumble on the Dolphins' first drive of the second half and New England followed with a 68-yard touchdown drive to make it 31-3.

But the Dolphins began their comeback attempt after that, scoring their touchdowns on drives of 75, 88 and 75 yards.

SCORING DRIVES

TEAM	QTR	TIME	PLAY (EXTRA POINT) (DRIVE INFO)	MIA	NE
Patriots	1	10:53	D.Amendola 12 yd. pass from J.Garoppolo (S.Gostkowski kick) (8-75, 4:07)	0	7
Patriots	1	6:22	M.Bennett 20 yd. pass from J.Garoppolo (S.Gostkowski kick) (7-75, 3:10)	0	14
Patriots	2	13:10	D.Amendola 10 yd. pass from J.Garoppolo (S.Gostkowski kick) (12-76, 6:21)	0	21
Patriots	2	2:48	S.Gostkowski 34 yd. Field Goal (9-36, 3:01)	0	24
Dolphins	2	0:00	A.Franks 27 yd. Field Goal (9-77, 0:58)	3	24
Patriots	3	8:44	L.Blount 9 yd. run (S.Gostkowski kick) (5-68, 2:51)	3	31
Dolphins	3	5:45	K.Stills 24 yd. pass from R.Tannehill (A.Franks kick) (7-75, 2:59)	10	31
Dolphins	4	14:51	J.Cameron 12 yd. pass from R.Tannehill (A.Franks kick) (5-88, 2:13)	17	31
Dolphins	4	6:06	K.Drake 7 yd. run (A.Franks kick) (9-74, 4:43)	24	31

GAME STATISTICS

RUSHING (Att-Yds-TD):

Miami: R. Tannehill 6-35, J. Ajayi 5-14, K. Drake 2-12, A. Foster 3-9.
New England: L. Blount 29-123-1, J. White 4-19, J. Brissett 4-12, D. Foster 1-7.

PASSING (A-C-Y-TD-I):

Miami: R. Tannehill 45-32-387-2-2.
New England: J. Garoppolo 26-18-232-3-0, J. Brissett 9-6-92-0-0.

RECEIVING (Rec-Yds-TD):

Miami: J. Landry 10-135, D. Parker 8-106, J. Cameron 5-49-1, J. Ajayi 4-31, K. Stills 2-39-1, K. Drake 2-6, D. Sims 1-21.
New England: J. Edelman 7-76, M. Bennett 5-114-1, C. Hogan, 4-59, D. Amendola 4-48-2, J. White 2-10, M. Mitchell 1-15, D. Foster 1-2.

SACKS (Sk-Yds):

Miami: M. Thomas 1-14, J. Jones 1-8.
New England: None.

INTERCEPTIONS (Int-Yds):

Miami: None.
New England: J. Collins 1-13, D. Harmon 1-0.

FORCED FUMBLES:

Miami: B. Maxwell 1, B. McCain 1, M. Thomas 1.
New England: J. Freeny 1, L. Ryan 1.

FUMBLE RECOVERIES (No-Yds):

Miami: K. Alonso 1-0.
New England: T. Flowers 1-0, C. Long 1-0.

TEAM STATS	MIA	NE
First Downs	23	29
Rushing	2	11
Passing	19	15
Penalty	2	3
3rd-Down Efficiency	5 for 10	7 for 14
4th-Down Efficiency	0 for 1	0 for 0
Total Net Yards	457	463
Total Net Plays	61	75
Average Gain	7.5	6.2
Net Yards Rushing	70	161
Rushes	16	38
Yards per Rush	4.4	4.2
Net Yards Passing	387	302
Completed - Attempted	32-45	24-35
Yards per Pass Play	8.6	8.2
Sacked - Yards Lost	0-0	2-22
Had Intercepted	2	0
Punts - Average	4-199-49.8	4-128-32.0
Return Yardage	15	64
Punts - Return Yards	0-0	3-33
Kickoffs - Return Yards	1-15	1-18
Interceptions - Return Yards	0-0	2-13
Penalties - Yards	5-49	7-65
Fumbles - Lost	3-2	3-1
Red-Zone Efficiency	2 for 3	3 for 4
Goal-to-Go Efficiency	0 for 1	1 for 1
Time of Possession	23:14	36:46



2016 GAME RECAPS

WEEK 3

SEPT. 25, 2016 | MIAMI GARDENS, FLA.
HARD ROCK STADIUM
ATTENDANCE: 65,176 | TV: CBS

SCORING SUMMARY

CLEVELAND 24

MIAMI 30 (OT)

	1	2	3	4	OT	F
Cleveland	0	13	0	11	0	24
Miami	7	3	7	7	6	30

In a game that featured more than its share of swings and ups and downs, the Dolphins found a way to beat the Cleveland Browns in their home opener.

Jay Ajayi scored on an 11-yard touchdown run with 8:26 left in overtime to give the Dolphins a 30-24 victory in the first regular season game at the newly named Hard Rock Stadium.

Ajayi's touchdown came right after Ryan Tannehill hit Jarvis Landry with a 32-yard pass down the left sideline.

The Browns won the overtime coin toss and made the unusual decision to kick off, giving the Dolphins the chance to win with a touchdown. Instead, the Dolphins went three-and-out.

But after a sack by Ndamukong Suh and a holding penalty, Cleveland had to punt the ball back after getting one first down and Landry's 13-yard punt return set up the Dolphins to start their game-winning drive at the Cleveland 44.

Cleveland had a chance to win the game on the final play of the game, but Cody Parkey was wide left on a 46-yard attempt — his third miss of the game.

That opportunity was set up by a fumble recovery by Browns linebacker Corey Lemonier, who also sacked Tannehill and forced a fumble on that play.

It was a fourth consecutive unsuccessful drive for the offense, which looked to have found its groove in the second half when Tannehill threw touchdown passes to Jarvis Landry and Damien Williams on back-to-back possessions to turn a 13-10 deficit into a 24-13 lead.

But Cleveland answered with a touchdown run by Terrelle Pryor, a two-point conversion pass from Cody Kessler to Gary Barnidge and a field goal.

Tannehill ended with three touchdown passes; he connected with DeVante Parker in the first half.

SCORING DRIVES

TEAM	QTR	TIME	PLAY (EXTRA POINT) (DRIVE INFO)	CLE	MIA
Dolphins	1	10:16	D.Parker 26 yd. pass from R.Tannehill (A.Franks kick) (5-61, 2:37)	0	7
Browns	2	13:32	C.Parkey 46 yd. Field Goal (10-58, 5:03)	3	7
Browns	2	6:47	B.Boddy-Calhoun 27 yd. interception return (C.Parkey kick)	10	7
Dolphins	2	1:57	A.Franks 37 yd. Field Goal (10-56, 4:50)	10	10
Browns	2	0:42	C.Parkey 48 yd. Field Goal (8-45, 1:15)	13	10
Dolphins	3	5:17	J.Landry 42 yd. pass from R.Tannehill (A.Franks kick) (4-68, 2:10)	13	17
Dolphins	4	14:17	D.Williams 10 yd. pass from R.Tannehill (A.Franks kick) (6-64, 3:16)	13	24
Browns	4	10:12	T.Pryor 3 yd. run (C.Kessler-G.Barnidge pass) (9-83, 4:05)	21	24
Browns	4	3:14	C.Parkey 38 yd. Field Goal (8-74, 3:03)	24	24
Dolphins	OT	8:26	J.Ajayi 11 yd. run (3-44, 1:13) (3-44, 1:13)	24	30

GAME STATISTICS

RUSHING (Att-Yds-TD):

Cleveland: I. Crowell 15-79, D. Johnson 10-69, T. Pryor 4-21-1, A. Hawkins 1-1, C. Kessler 2-(-1).

Miami: K. Drake 9-37, J. Ajayi 7-28-1, I. Peard 5-17, J. Landry 2-16, D. Williams 1-15, R. Tannehill 1-2.

PASSING (A-C-Y-TD-I):

Cleveland: C. Kessler 33-21-244-0-0, T. Pryor 5-3-35-0-0.

Miami: R. Tannehill 39-25-319-3-2.

RECEIVING (Rec-Yds-TD):

Cleveland: T. Pryor 8-144, G. Barnidge 5-66, D. Johnson 5-12, R. Louis 3-40, A. Hawkins 2-14, M. Johnson 1-3.

Miami: J. Landry 7-120-1, K. Stills 5-76, D. Sims 4-46, D. Parker 3-51-1, D. Williams 3-10-1, K. Drake 2-11, J. Cameron 1-5.

SACKS (Sk-Yds):

Cleveland: C. Lemonier 1-8.

Miami: N. Suh 1.5-7.5, C. Wake 1-7, A. Branch 1-3, R. Jones 0.5-0.5.

INTERCEPTIONS (Int-Yds):

Cleveland: B. Boddy-Calhoun 1-27-1, J. Taylor 1-(-3).

Miami: None.

FORCED FUMBLES:

Cleveland: C. Lemonier 1.

Miami: X. Howard 1, C. Wake 1.

FUMBLE RECOVERIES (No-Yds):

Cleveland: C. Lemonier 1.

Miami: J. Jones 1.

TEAM STATS

	CLE	MIA
First Downs	21	23
Rushing	8	6
Passing	10	15
Penalty	3	2
3rd-Down Efficiency	4 for 15	2 for 10
4th-Down Efficiency	0 for 0	0 for 0
Total Net Yards	430	426
Total Net Plays	74	65
Average Gain	5.8	6.6
Net Yards Rushing	169	115
Rushes	32	25
Yards per Rush	5.3	4.6
Net Yards Passing	261	311
Completed - Attempted	24-38	25-39
Yards per Pass Play	6.2	7.8
Sacked - Yards Lost	4-18	1-8
Had Intercepted	0	2
Punts - Average	5-223-44.6	6-293-48.8
Return Yardage	75	40
Punts - Return Yards	1-0	1-13
Kickoffs - Return Yards	3-51	1-27
Interceptions - Return Yards	2-24	0-0
Penalties - Yards	13-91	8-67
Fumbles - Lost	3-1	1-1
Time of Possession	37:22	29:12
Goal-to-Go Efficiency	1 for 2	1 for 1
Time of Possession	25:28	34:32



2016 GAME RECAPS

WEEK 4

SEPT. 29, 2016 | CINCINNATI, OHIO
PAUL BROWN STADIUM
ATTENDANCE: 60,834 | TV: NFL NETWORK

SCORING SUMMARY

MIAMI 7

CINCINNATI 22

	1	2	3	4	F
Miami	7	0	0	0	7
Cincinnati	10	6	3	3	22

The Dolphins faced a tough challenge having to travel to Cincinnati on a short week, and it was made tougher by a rash of injuries that hit the team.

A big play gave the Dolphins a lead in the first quarter, but the Bengals took control from there and went on to a 22-7 victory at Paul Brown Stadium.

The Dolphins faced the Bengals without starters Arian Foster, Branden Albert and Anthony Steen on offense and Jelani Jenkins and Koa Misi on defense. Cornerback Byron Maxwell, who started the first three games, was active but didn't play.

After giving up a field goal on the opening drive, the Dolphins took a 7-3 lead on their second offensive snap when Ryan Tannehill connected with Kenny Stills for a 74-yard touchdown, the team's longest pass play since 2012.

But the rest of the game was a struggle for the offense. The Dolphins finished with 222 total yards and were only 2-of-11 in third-down conversions.

One positive on offense was the running game, with the Dolphins averaging 4.8 yards on 13 rushing attempts.

The defense couldn't contain wide receiver A.J. Green, whose 123 receiving yards in the first half were the most for any NFL player this season. Green finished with 10 catches for 173 yards and a 7-yard touchdown that gave Cincinnati a 10-7 lead, a lead the Bengals would never relinquish.

One highlight on defense was the ability to stop the run. The Dolphins held Cincinnati to 77 yards on 37 attempts, a meager 2.1 average. Even taking away Andy Dalton's four kneel-downs, Cincinnati still averaged only 2.5 yards per rushing attempts.

The rest of the scoring came from Bengals kicker Mike Nugent, who kicked five field goals, including a 43-yard kick that late in the second quarter that gave the Bengals a 16-7 lead going into halftime.

Cornerback Bobby McCain recorded the only sack of the game for the Bengals when he came in free on a blitz and dropped Dalton for an 11-yard loss.

SCORING DRIVES

TEAM	QTR	TIME	PLAY (EXTRA POINT) (DRIVE INFO)	MIA	CIN
Bengals	1	9:51	M.Nugent 42 yd. Field Goal (11-54, 5:09)	0	3
Dolphins	1	9:04	K.Stills 74 yd. pass from R.Tannehill (A.Franks kick) (2-81, 0:47)	7	3
Bengals	1	3:19	A.Green 7 yd. pass from A.Dalton (M.Nugent kick) (7-90, 3:24)	7	10
Bengals	2	4:12	M.Nugent 22 yd. Field Goal (14-80, 8:25)	7	13
Bengals	2	1:06	M.Nugent 43 yd. Field Goal (4-2, 1:01)	7	16
Bengals	3	6:09	M.Nugent 22 yd. Field Goal (9-85, 4:16)	7	19
Bengals	4	13:30	M.Nugent 47 yd. Field Goal (10-45, 5:25)	7	22

GAME STATISTICS

RUSHING (Att-Yds-TD):

Miami: J. Ajayi 6-33, K. Drake 2-15, D. Williams 2-9, I. Pead 3-5.
Cincinnati: J. Hill 21-71, G. Bernard 10-18, A. Dalton 6-(-12).

PASSING (A-C-Y-TD-I):

Miami: R. Tannehill 25-15-189-1-1.
Cincinnati: A. Dalton 31-22-296-1-0.

RECEIVING (Rec-Yds-TD):

Miami: J. Landry 7-61, D. Parker 2-20, J. Ajayi 2-13, K. Stills 1-74-1, D. Sims 1-9, D. Williams 1-6, I. Pead 1-6.
Cincinnati: A. Green 10-173-1, C. Uzomah 4-45, B. LaFell 4-44, G. Bernard 3-24, T. Boyd 1-10.

SACKS (Sk-Yds):

Miami: B. McCain 1-11.
Cincinnati: C. Dunlap 2-14, G. Atkins 1.5-10.5, W. Clarke 1-0, M. Johnson 0.5-4.5.

INTERCEPTIONS (Int-Yds):

Miami: None.
Cincinnati: C. Lewis-Harris 1-11.

FORCED FUMBLES:

Miami: A. Branch 1.
Cincinnati: C. Dunlap 1.

FUMBLE RECOVERIES (No-Yds):

Miami: None.
Cincinnati: D. Peko 1-0.

TEAM STATS	MIA	CIN
First Downs	8	19
Rushing	3	4
Passing	5	13
Penalty	0	2
3rd-Down Efficiency	2 for 11	3 for 15
4th-Down Efficiency	0 for 1	1 for 1
Total Net Yards	222	362
Total Net Plays	43	69
Average Gain	5.2	5.2
Net Yards Rushing	62	77
Rushes	13	37
Yards per Rush	4.8	2.1
Net Yards Passing	160	285
Completed - Attempted	15-25	22-31
Yards per Pass Play	5.3	8.9
Sacked - Yards Lost	5-29	1-11
Had Intercepted	1	0
Punts - Average	7-34.4-49.1	4-18.4-46.0
Return Yardage	63	55
Punts - Return Yards	3-13	3-23
Kickoffs	3-50	1-21
Interceptions - Return Yards	0-0	1-11
Penalties - Yards	7-68	6-40
Fumbles - Lost	1-1	2-0
Red-Zone Efficiency	0 for 0	1 for 3
Goal-to-Go Efficiency	0 for 0	1 for 2
Time of Possession	21:58	38:02



2016 GAME RECAPS

WEEK 5

OCT. 9, 2016 | MIAMI GARDENS, FLA.
HARD ROCK STADIUM
ATTENDANCE: 64,425 | TV: CBS

SCORING SUMMARY

TENNESSEE 30

MIAMI 17

	1	2	3	4	F
Tennessee	7	14	3	6	30
Miami	0	14	3	0	17

The Dolphins got a couple of electrifying plays in their return to Hard Rock Stadium, but it wasn't enough to produce a victory against the Tennessee Titans.

Marcus Mariota threw three touchdown passes and ran for another score as the Titans beat the Dolphins 30-17.

Mariota's touchdown passes went to former University of Miami star Andre Johnson, tight end Delanie Walker and former Dolphins wide receiver Rishard Matthews. Mariota was sacked four times and knocked out of the game last year when the Dolphins beat the Titans 38-10 in Nashville, but he had the upper hand in this one.

The Dolphins got touchdowns on a 74-yard punt return by rookie Jakeem Grant and a 4-yard run by Jay Ajayi.

The touchdown was the first of Grant's career and the fourth punt return for a touchdown by a rookie in franchise history. Grant, the sixth-round pick from Texas Tech, used his speed to run around two Tennessee players, then avoided two tacklers down the right sideline before racing into the end zone.

The other big play for the Dolphins was a 58-yard reception by running back Damien Williams that set up Ajayi's touchdown. Williams made two defenders miss after catching a swing pass to the left, then sprinted down the left sideline for the longest reception by a Dolphins running back since 2009 when Ricky Williams had a 59-yard gain against the New York Jets.

Tannehill was sacked six times and intercepted twice, the Dolphins were 4-for-11 in third-down conversions, and had the ball on offense for only 23:16.

While Pro Bowl center Mike Pouncey made his 2016 debut against the Titans, the Dolphins still had to play without their projected starting offensive line.

Billy Turner became the third different starting left tackle for the Dolphins this season, as Branden Albert and Laremy Tunsil both were inactive. Turner started at left guard in the previous game against Cincinnati after Tunsil moved over from left guard to replace Albert.

The Dolphins also were without starting linebackers Jelani Jenkins and Koa Misi for a second consecutive week, as well as tight end Jordan Cameron, running back Arian Foster and cornerback Xavien Howard.

SCORING DRIVES

TEAM	QTR	TIME	PLAY (EXTRA POINT) (DRIVE INFO)	TEN	MIA
Titans	1	0:23	M.Mariota 5 yd. run (R.Succop kick) (5-61, 2:49)	7	0
Dolphins	2	12:23	J.Grant 74 yd. punt return (A.Franks kick)	7	7
Titans	2	5:30	A.Johnson 5 yd. pass from M.Mariota (R.Succop kick) (12-76, 6:53)	14	7
Dolphins	2	2:00	J.Ajayi 4 yd. run (A.Franks kick) (6-79, 3:30)	14	14
Titans	2	0:47	D.Walker 20 yd. pass from M.Mariota (R.Succop kick) (6-75, 1:13)	21	14
Titans	3	10:33	R.Succop 40 yd. Field Goal (4-2, 1:25)	24	14
Dolphins	3	5:10	A.Franks 24 yd. Field Goal (8-69, 5:23)	24	17
Titans	4	8:23	R.Matthews 4 yd. pass from M.Mariota (kick blocked) (9-66, 4:54)	30	17

GAME STATISTICS

RUSHING (Att-Yds-TD):

Tennessee: D. Murray 27-121, M. Mariota 7-60-1, D. Henry 7-54.
Miami: J. Ajayi 13-42-1, K. Drake 2-4, D. Williams 1-3, J. Landry 1-2.

PASSING (A-C-Y-TD-I):

Tennessee: M. Mariota 29-20-163-3-0.
Miami: R. Tannehill 18-12-191-0-2.

RECEIVING (Rec-Yds-TD):

Tennessee: D. Walker 5-66-1, D. Murray 5-16, R. Matthews 4-32-1, T. Sharpe 2-17, A. Johnson 2-13-1, A. Fasano 1-10, K. Wright 1-9.
Miami: J. Landry 3-28, D. Parker 2-70, D. Williams 2-67, K. Drake 2-16, D. Jones 2-4, D. Sims 1-6.

SACKS (Sk-Yds):

Tennessee: B. Orakpo 2-19, J. Casey 2-14, D. Morgan 2-9.
Miami: None.

INTERCEPTIONS (Int-Yds):

Tennessee: D. Stafford 1-4, J. McCourty 1-1.
Miami: None

FORCED FUMBLES:

Tennessee: None.
Miami: B. Maxwell 1.

FUMBLE RECOVERIES (No-Yds):

Tennessee: None
Miami: None

TEAM STATS

	TEN	MIA
First Downs	23	8
Rushing	13	3
Passing	8	5
Penalty	2	0
3rd-Down Efficiency	5 for 12	4 for 11
4th-Down Efficiency	0 for 1	0 for 0
Total Net Yards	398	200
Total Net Plays	70	41
Average Gain	5.7	4.9
Net Yards Rushing	235	51
Rushes	41	17
Yards per Rush	5.7	3.0
Net Yards Passing	163	149
Completed - Attempted	20-29	12-18
Yards per Pass Play	5.6	6.2
Sacked - Yards Lost	0-0	6-42
Had Intercepted	0	2
Punts - Average	5-175-35.0	6-298-49.7
Return Yardage	45	133
Punts - Return Yards	4-20	2-86
Kickoffs - Return Yards	1-20	2-47
Interceptions - Return Yards	2-5	0-0
Penalties - Yards	5-40	8-83
Fumbles - Lost	1-0	0-0
Red-Zone Efficiency	3 for 3	1 for 2
Goal-to-Go Efficiency	3 for 3	1 for 1
Time of Possession	36:44	23:16



2016 GAME RECAPS

WEEK 6

OCT. 16, 2016 | MIAMI GARDENS, FLA.
HARD ROCK STADIUM
ATTENDANCE: 65,351 | TV: CBS

PITTSBURGH 15

MIAMI 30

SCORING SUMMARY

	1	2	3	4	F
Pittsburgh	8	0	0	7	15
Miami	3	13	7	7	30

Jay Ajayi put together one of the great rushing performances in Dolphins history, and the result was an impressive victory against one of the best teams in the AFC.

Ajayi rushed for a career-high 204 yards and two touchdowns, including a game-clinching 62-yard run with 50 seconds left, to lead the Dolphins to a 30-15 victory against the Pittsburgh Steelers at Hard Rock Stadium in the second of four consecutive home games.

It was the first 200-yard rushing performance by a Dolphins running back since December 2011 when Reggie Bush did it against the Buffalo Bills.

Ryan Tannehill didn't throw a touchdown pass, but had completions of 53 yards to tight end MarQueis Gray and 39 yards to Jarvis Landry. He also wasn't sacked and played mistake-free football.

The defense did its part in the victory, holding quarterback Ben Roethlisberger and wide receiver Antonio Brown in check.

Roethlisberger came in having thrown three touchdown passes in each of the previous two weeks, but he was held without one until only 1:02 remained in the fourth quarter.

Landry recovered the onside the kick after the Steelers cut the Dolphins lead to 23-15 and Ajayi sealed the victory on the next play. Ajayi joined Ricky Williams, Lamar Smith and Bush as Dolphins players with 200-yard rushing performances.

The Dolphins intercepted Roethlisberger twice, once by Reshad Jones and the other by fellow safety Isa Abdul-Quddus.

The Dolphins opened with its projected starting offensive line — Branden Albert, Laremy Tunsil, Mike Pouncey, Jermon Bushrod and Ja'Wuan James — for the first time all season and it clearly made a difference.

The Dolphins controlled every aspect of the game and the only reason the score wasn't more lopsided — besides the late Pittsburgh touchdown — was the inability to produce in the red zone as they had to settle for three short field goals by Andrew Franks, who also had a short attempt blocked. The Dolphins also had a touchdown pass from Tannehill to Dominique Jones nullified by an illegal formation penalty.

SCORING DRIVES

TEAM	QTR	TIME	PLAY (EXTRA POINT) (DRIVE INFO)	PIT	MIA
Dolphins	1	8:34	A.Franks 30 yd. Field Goal (9-53, 3:39)	0	3
Steelers	1	5:39	D.Heyward-Bey 60 yd. run (B.Roethlisberger-L.Bell pass) (6-75, 2:55)	8	3
Dolphins	2	8:18	A.Franks 23 yd. Field Goal (12-85, 7:08)	8	6
Dolphins	2	5:23	A.Franks 30 yd. Field Goal (4-1, 2:43)	8	9
Dolphins	2	0:21	D.Williams 1 yd. run (A.Franks kick) (9-71, 2:26)	8	16
Dolphins	3	1:39	J.Ajayi 1 yd. run (A.Franks kick) (6-52, 3:31)	8	23
Steelers	4	1:02	C.Hamilton 23 yd. pass from B.Roethlisberger (C.Boswell kick) (10-97, 3:18)	15	23
Dolphins	4	0:50	J.Ajayi 62 yd. run (A.Franks kick) (1-62, 0:12)	15	30

GAME STATISTICS

RUSHING (Att-Yds-TD):

Pittsburgh: D. Heyward-Bey 1-60-1, L. Bell 10-53, D. Williams 3-10, A. Brown 1-6, L. Jones 1-(-1).
Miami: J. Ajayi 25-204-2, D. Williams 6-12-1, A. Foster 3-3, R. Tannehill 2-3.

PASSING (A-C-Y-TD-I):

Pittsburgh: B. Roethlisberger 34-19-189-1-2, L. Jones 1-0-0-0-0.
Miami: R. Tannehill 32-24-252-0-0.

RECEIVING (Rec-Yds-TD):

Pittsburgh: L. Bell 6-55, A. Brown 4-39, E. Rogers 4-35, C. Hamilton 2-36-1, J. James 2-13, X. Grimble 1-11.
Miami: J. Landry 7-91, D. Parker 5-28, M. Gray 3-81, K. Stills 2-12, A. Foster 2-12, D. Williams 2-5, D. Sims 1-12, D. Jones 1-8, J. Ajayi 1-3.

SACKS (Sk-Yds):

Pittsburgh: None.
Miami: A. Branch 1.5-15.5, C. Wake 0.5-4.5.

INTERCEPTIONS (Int-Yds):

Pittsburgh: None.
Miami: R. Jones 1-17, I. Abdul-Quddus 1-7.

FORCED FUMBLES:

Pittsburgh: None.
Miami: None.

FUMBLE RECOVERIES (No-Yds):

Pittsburgh: None.
Miami: None.

TEAM STATS	PIT	MIA
First Downs	15	24
Rushing	3	12
Passing	11	10
Penalty	1	2
3rd-Down Efficiency	3 for 11	7 for 14
4th-Down Efficiency	0 for 1	0 for 0
Total Net Yards	297	474
Total Net Plays	53	68
Average Gain	5.6	7.0
Net Yards Rushing	128	222
Rushes	16	36
Yards per Rush	8.0	6.2
Net Yards Passing	169	252
Completed - Attempted	19-35	24-32
Yards per Pass Play	4.6	7.9
Sacked - Yards Lost	2-20	0-0
Had Intercepted	2	0
Punts - Average	5-180-36.0	2-77-38.5
Return Yardage	57	50
Punts - Return Yards	0-0	2-26
Kickoffs - Return Yards	3-57	0-0
Interceptions - Return Yards	0-0	2-24
Penalties - Yards	6-65	8-95
Fumbles - Lost	0-0	0-0
Red-Zone Efficiency	0 for 0	2 for 6
Goal-to-Go Efficiency	0 for 0	2 for 3
Time of Possession	23:30	36:30



2016 GAME RECAPS

WEEK 7

OCT. 23, 2016 | MIAMI GARDENS, FLA.
HARD ROCK STADIUM
ATTENDANCE: 65,658 | TV: CBS

SCORING SUMMARY

BUFFALO 25

MIAMI 28

	1	2	3	4	F
Buffalo	3	7	7	8	25
Miami	3	3	8	14	28

SCORING DRIVES

TEAM	QTR	TIME	PLAY (EXTRA POINT) (DRIVE INFO)	BUF	MIA
Dolphins	1	7:28	A.Franks 36 yd. Field Goal (15-64, 7:32)	0	3
Bills	1	0:49	D.Carpenter 29 yd. Field Goal (6-20, 1:59)	3	3
Bills	2	11:47	T.Taylor 10 yd. run (D.Carpenter kick) (7-40, 2:50)	10	3
Dolphins	2	3:47	A.Franks 33 yd. Field Goal (12-58, 8:00)	10	6
Bills	3	5:51	M.Goodwin 67 yd. pass from T.Taylor (D.Carpenter kick) (1-67, 0:09)	17	6
Dolphins	3	0:18	J.Ajayi 4 yd. run (R.Tannehill-J.Landry pass) (10-75, 5:33)	17	14
Dolphins	4	3:56	D.Williams 12 yd. run (A.Franks kick) (6-64, 3:49)	17	21
Dolphins	4	2:24	K.Stills 66 yd. pass from R.Tannehill (A.Franks kick) (3-70, 1:03)	17	28
Bills	4	0:14	R.Bush 1 yd. run (T.Taylor-R.Bush pass) (13-75, 2:10)	25	28

Jay Ajayi and the Dolphins did it again.

Ajayi had a second consecutive tremendous rushing performance and the Dolphins again knocked off one of the best teams in the AFC, beating the Buffalo Bills 28-25 at Hard Rock Stadium.

A week after rushing for 204 yards against Pittsburgh, Ajayi finished with 214 yards as he joined O.J. Simpson, Earl Campbell and former Dolphins running back Ricky Williams as the only players in NFL history with back-to-back 200-yard games.

Ajayi reached the 200-yard mark on a 14-yard run in the fourth quarter that came three plays before Damien Williams scored the go-ahead touchdown on a 12-yard run.

Williams scored after breaking two tackles at the 4-yard line, getting some help from two offensive linemen who pushed the pile toward the end zone.

The Dolphins added to their lead with 2:24 left when Ryan Tannehill connected with Kenny Stills for a 66-yard touchdown pass on a huge third-and-6 play.

Buffalo made the score closer with a touchdown and a two-point conversion with 14 seconds left.

Ajayi's effort against Buffalo included a 4-yard touchdown run in the third quarter that cut the Dolphins' deficit to 17-14 after a successful two-point conversion on a pass from Tannehill to Jarvis Landry.

The Dolphins handled the league's top-ranked rushing offense, holding Buffalo to 67 yards on 22 carries.

LeSean McCoy, who started despite being questionable with a hamstring injury, was held to 11 yards on eight attempts before leaving the game.

Tyrod Taylor ran for a touchdown and passed for another for Buffalo, which came in riding a four-game winning streak, the team's longest since the 2008 season.

GAME STATISTICS

RUSHING (Att-Yds-TD):

Buffalo: T. Taylor 7-35-1, M. Gillislee 5-20, L. McCoy 8-11, R. Bush 1-1-1, J. Felton 1-0.

Miami: J. Ajayi 28-214-1, R. Tannehill 6-21, D. Williams 4-16-1, A. Foster 3-5.

PASSING (A-C-Y-TD-I):

Buffalo: T. Taylor 28-14-221-1-0.

Miami: R. Tannehill 25-15-204-1-0.

RECEIVING (Rec-Yds-TD):

Buffalo: M. Goodwin 4-93-1, B. Tate 2-31, C. Clay 2-29, J. Hunter 2-25, W. Powell 2-23, R. Bush 1-13, N. O'Leary 1-7.

Miami: K. Stills 5-100-1, J. Landry 5-78, D. Parker 3-20, A. Foster 1-4, J. Ajayi 1-2.

SACKS (Sk-Yds):

Buffalo: L. Alexander 1-6.

Miami: C. Wake 1.5-8, N. Suh 1-6, J. Jones 1-4, A. Branch 0.5-3.

INTERCEPTIONS (Int-Yds):

Buffalo: None.

Miami: None.

FORCED FUMBLES:

Buffalo: None.

Miami: None.

FUMBLE RECOVERIES (No-Yds):

Buffalo: None.

Miami: None.

TEAM STATS

	BUF	MIA
First Downs	16	26
Rushing	4	15
Passing	9	9
Penalty	3	2
3rd-Down Efficiency	3 for 13	5 for 12
4th-Down Efficiency	0 for 0	0 for 0
Total Net Yards	267	454
Total Net Plays	54	67
Average Gain	4.9	6.8
Net Yards Rushing	67	256
Rushes	22	41
Yards per Rush	3.0	6.2
Net Yards Passing	200	198
Completed - Attempted	14-28	15-25
Yards per Pass Play	6.3	7.6
Sacked - Yards Lost	4-21	1-6
Had Intercepted	0	0
Punts - Average	7-316-45.1	5-175-35.0
Return Yardage	93	89
Punts - Return Yards	1-30	5-28
Kickoffs - Return Yards	3-63	4-61
Interceptions - Return Yards	0-0	0-0
Penalties - Yards	6-45	13-116
Fumbles - Lost	0-0	0-0
Red-Zone Efficiency	2 for 3	2 for 4
Goal-to-Go Efficiency	2 for 2	1 for 1
Time of Possession	22:58	37:02



2016 GAME RECAPS

WEEK 9

NOV. 6, 2016 | MIAMI GARDENS, FLA.
HARD ROCK STADIUM
ATTENDANCE: 65,722 | TV: CBS

SCORING SUMMARY

N.Y. JETS 23

MIAMI 27

	1	2	3	4	F
N.Y. Jets	10	3	0	10	23
Miami	7	7	6	7	27

Kenyan Drake's holding penalty nullified a touchdown in the second quarter, but he more than made up for it later.

The rookie third-round pick returned a kickoff 96 yards for a touchdown with 5:15 left in the fourth quarter to lead the Dolphins to a 27-23 victory against the New York Jets in a thriller at Hard Rock Stadium.

The victory gave the Dolphins a 4-4 record as they reached the halfway mark of the season on a three-game winning streak.

Drake's touchdown came after the Jets took a 23-20 lead on a touchdown pass from Ryan Fitzpatrick to Jalin Marshall two plays after punter Matt Darr dropped a perfect snap on fourth down.

The winning touchdown came on a re-kick after the Jets were penalized for offside on their original kickoff.

After taking the ball at the 4-yard line, Drake found a hole up the middle before shifting to the right and outracing kicker Nick Folk to the end zone.

Ndamukong Suh's sack on third down ended the Jets' offensive possession following Drake's touchdown and the Dolphins were able to kill off the rest of the clock thanks in part to a pass interference penalty on third down and four runs by Jay Ajayi that gained 44 yards.

Drake's penalty for illegal block in the back in the first half nullified a punt return for a touchdown by fellow rookie Jakeem Grant.

After back-to-back 200-yard rushing performances against Pittsburgh and Buffalo, Ajayi didn't have nearly as much open field against the No. 1-ranked rushing defense in the NFL. But Ajayi still managed to rush for 111 yards and had a rushing touchdown for a fourth consecutive game.

Tight end Dominique Jones scored his first career touchdown in the second quarter on a 1-yard reception to give the Dolphins a lead that lasted until the Jalen Marshall touchdown.

SCORING DRIVES

TEAM	QTR	TIME	PLAY (EXTRA POINT) (DRIVE INFO)	NYJ	MIA
Jets	1	8:26	N.Folk 23 yd. Field Goal (13-70, 6:34)	3	0
Dolphins	1	4:56	J.Ajayi 20 yd. run (A.Franks kick) (6-75, 3:30)	3	7
Jets	1	0:35	M.Forte 31 yd. run (N.Folk kick) (8-75, 4:21)	10	7
Dolphins	2	10:16	D.Jones 1 yd. pass from R.Tannehill (A.Franks kick) (11-75, 5:19)	10	14
Jets	2	5:20	N.Folk 21 yd. Field Goal (9-75, 4:56)	13	14
Dolphins	3	5:08	A.Franks 33 yd. Field Goal (10-56, 4:53)	13	17
Dolphins	3	3:22	A.Franks 29 yd. Field Goal (4-3, 1:38)	13	20
Jets	4	12:50	N.Folk 28 yd. Field Goal (9-67, 5:32)	16	20
Jets	4	5:42	J.Marshall 18 yd. pass from R.Fitzpatrick (N.Folk kick) (2-18, 0:10)	23	20
Dolphins	4	5:15	K.Drake 96 yd. kickoff return (A.Franks kick) (0-0, 0:27)5:15	23	27

GAME STATISTICS

RUSHING (Att-Yds-TD):

N.Y. Jets: M. Forte 12-92-1, R. Fitzpatrick 3-26, B. Powell 6-22.

Miami: J. Ajayi 24-111-1, D. Williams 5-29, M. Darr 1-0, R. Tannehill 2-(-3).

PASSING (A-C-Y-TD-I):

N.Y. Jets: R. Fitzpatrick 27-16-194-1-2, B. Petty 2-2-19-0-0.

Miami: R. Tannehill 28-17-149-1-0, J. Landry 1-0-0-0-0.

RECEIVING (Rec-Yds-TD):

N.Y. Jets: B. Marshall 5-46, R. Anderson 4-49, B. Powell 4-29, J. Marshall 3-59-1, Q. Enunwa 1-25, M. Forte 1-5.

Miami: D. Jones 3-42-1, J. Landry 3-33, J. Ajayi 3-19, D. Williams 2-20, M. Gray 2-10, D. Parker 2-8, K. Stills 1-11, K. Drake 1-6.

SACKS (Sk-Yds):

N.Y. Jets: L. Mauldin 0.5-6, J. Martin 0.5-6.

Miami: C. Wake 2-16, N. Suh 1-8.

INTERCEPTIONS (Int-Yds):

N.Y. Jets: None.

Miami: J. Phillips 1-17, B. McCain 1-0.

FORCED FUMBLES:

N.Y. Jets: S. McLendon 1, C. Spiller 1.

Miami: C. Wake 2.

FUMBLE RECOVERIES (No-Yds):

N.Y. Jets: None.

Miami: None.

TEAM STATS

	NYJ	MIA
First Downs	18	20
Rushing	3	7
Passing	10	9
Penalty	5	4
3rd-Down Efficiency	3 for 10	5 for 11
4th-Down Efficiency	0 for 0	0 for 1
Total Net Yards	331	274
Total Net Plays	53	62
Average Gain	6.2	4.4
Net Yards Rushing	140	137
Rushes	21	32
Yards per Rush	6.7	4.3
Net Yards Passing	191	137
Completed - Attempted	18-29	17-29
Yards per Pass Play	6.0	4.6
Sacked - Yards Lost	3-22	1-12
Had Intercepted	2	0
Punts - Average	3-121-40.3	3-120-40.0
Return Yardage	47	186
Punts - Return Yards	2-10	2-12
Kickoffs - Return Yards	2-37	3-157
Interceptions - Return Yards	0-0	2-17
Penalties - Yards	10-77	8-85
Fumbles - Lost	3-0	3-0
Red-Zone Efficiency	1 for 5	1 for 4
Goal-to-Go Efficiency	0 for 1	1 for 2
Time of Possession	29:38	30:22



2016 GAME RECAPS

WEEK 10

NOV. 13, 2016 | SAN DIEGO, CALIF.
QUALCOMM STADIUM
ATTENDANCE: 55,107 | TV: CBS

SCORING SUMMARY

MIAMI 31

SAN DIEGO 24

	1	2	3	4	F
Miami	0	7	14	10	31
San Diego	0	10	7	7	24

Linebacker Kiko Alonso came up with the biggest of a series of big defensive plays in the fourth quarter to keep the Dolphins rolling.

Alonso returned an interception 60 yards for a touchdown with 1:01 left to give the Dolphins a 31-24 victory at Qualcomm Stadium. The interception after the Chargers drove to the Miami 42-yard line and appeared in position to set themselves up for a potential game-winning field goal.

The touchdown came shortly after Dolphins kicker Andrew Franks made a 27-yard field goal to tie the game at 24.

Tony Lippett also had two interceptions in the fourth quarter and Byron Maxwell added another one. Lippett's first pick came in the back of the end zone on a second-and-goal from the Miami 2-yard line.

Damien Williams and Kenny Stills, who both are from San Diego, combined for the other three Dolphins touchdowns as Miami extended its winning streak to four games.

Williams scored on a 2-yard run and an 18-yard reception, and Stills was on the receiving end of a 39-yard pass from Ryan Tannehill as the Dolphins rallied from a 10-0 deficit in a game that featured five lead changes in the second half.

The Dolphins fell behind 24-21 after a Philip Rivers touchdown pass to Tyrell Williams for 56 yards, but they answered with a 75-yard drive that featured a 56-yard completion from Tannehill to DeVante Parker.

Cameron Wake had another two sacks, giving him six in the past four games.

Jay Ajayi came up short in his quest for a fourth consecutive 100-yard rushing performance but did have some success in the second half. He was held to 16 yards on 11 attempts in the first half before busting loose for runs of 40 and 21 yards in the third quarter.

SCORING DRIVES

TEAM	QTR	TIME	PLAY (EXTRA POINT) (DRIVE INFO)	MIA	SD
Chargers	2	14:51	J.Lambo 45 yd. Field Goal (7-46, 3:03)	0	3
Chargers	2	7:37	A.Gates 11 yd. pass from P.Rivers (J.Lambo kick) (9-80, 4:53)	0	10
Dolphins	2	2:50	K.Stills 39 yd. pass from R.Tannehill (A.Franks kick) (9-74, 4:47)	7	10
Dolphins	3	12:29	D.Williams 2 yd. run (A.Franks kick) (5-75, 2:31)	14	10
Chargers	3	5:36	H.Henry 7 yd. pass from P.Rivers (J.Lambo kick) (12-75, 6:53)	14	17
Dolphins	3	1:43	D.Williams 18 yd. pass from R.Tannehill (A.Franks kick) (8-75, 3:53)	21	17
Chargers	4	4:04	Ty.Williams 51 yd. pass from P.Rivers (J.Lambo kick) (4-58, 1:02)	21	24
Dolphins	4	2:57	A.Franks 27 yd. Field Goal (5-66, 1:07)	24	24
Dolphins	4	1:01	K.Alonso 60 yd. interception return (A.Franks kick)	31	24

GAME STATISTICS

RUSHING (Att-Yds-TD):

Miami: J. Ajayi 19-79, R. Tannehill 3-16, K. Drake 1-9, D. Williams 2-2-1.
San Diego: M. Gordon 24-70.

PASSING (A-C-Y-TD-I):

Miami: R. Tannehill 24-17-240-2-0.
San Diego: P. Rivers 44-23-326-3-4.

RECEIVING (Rec-Yds-TD):

Miami: J. Landry 6-53, D. Parker 5-103, K. Stills 2-47-1, M. Gray 2-18, D. Williams 1-18-1, J. Ajayi 1-1.
San Diego: Ty. Williams 5-125-1, M. Gordon 5-62, D. Inman 5-43, A. Gates 4-63-1, H. Henry 2-11-1, S. McGrath 1-12, G. Whalen 1-10.

SACKS (Sk-Yds):

Miami: C. Wake 1.5-7, M. Williams 0.5-4, N. Suh 0.5-3, A. Branch 0.5-3.
San Diego: M. Ingram 1-9.

INTERCEPTIONS (Int-Yds):

Miami: T. Lippett 2-0, K. Alonso 1-60-1, B. Maxwell 1-27.
San Diego: None.

FORCED FUMBLES:

Miami: None.
San Diego: M. Ingram 1.

FUMBLE RECOVERIES (No-Yds):

Miami: None.
San Diego: D. Stuckey 1-0.

TEAM STATS

	MIA	SD
First Downs	17	29
Rushing	5	3
Passing	11	19
Penalty	1	7
3rd-Down Efficiency	4 for 10	6 for 11
4th-Down Efficiency	0 for 0	0 for 0
Total Net Yards	337	379
Total Net Plays	50	71
Average Gain	6.7	5.3
Net Yards Rushing	106	70
Rushes	25	24
Yards per Rush	4.2	2.9
Net Yards Passing	231	309
Completed - Attempted	17-24	23-44
Yards per Pass Play	9.2	6.6
Sacked - Yards Lost	1-9	3-17
Had Intercepted	0	4
Punts - Average	5-258-51.6	4-199-49.8
Return Yardage	144	66
Punts - Return Yards	3-3	3-45
Kickoffs - Return Yards	2-54	1-21
Interceptions - Return Yards	4-87	0-0
Penalties - Yards	11-81	4-29
Fumbles - Lost	3-1	0-0
Red-Zone Efficiency	2 for 3	2 for 3
Goal-to-Go Efficiency	1 for 2	1 for 2
Time of Possession	27:01	32:59



2016 GAME RECAPS

WEEK 11

NOV. 20, 2016 | LOS ANGELES, CALIF.
LOS ANGELES MEMORIAL COLISEUM
ATTENDANCE: 83,483 | TV: FOX

SCORING SUMMARY

MIAMI 14

LOS ANGELES 10

	1	2	3	4	F
Miami	0	0	0	14	14
San Diego	7	0	3	0	10

On a rainy and overcast day at the Los Angeles Memorial Coliseum, the Dolphins overcame adversity and pulled off a remarkable late comeback to extend their winning streak to five games.

DeVante Parker scored the game-winning touchdown on a 9-yard pass from Ryan Tannehill with 36 seconds left in regulation as the Dolphins beat the Los Angeles Rams 14-10 to move their record to 6-4 on the season.

The Dolphins trailed 10-0 with 4:02 left in the fourth quarter before Tannehill threw a 10-yard pass to Jarvis Landry. Landry was met by a couple of Rams defenders at the 3-yard line, but tackle Ja'Wuan James led a group of Dolphins players who pushed the pile into the end zone.

The Miami defense then forced a three-and-out and got the ball back at its 25-yard line with 2:11 left with a chance to tie or win the game.

The Dolphins got 30 yards on the very first play when Tannehill connected with Kenny Stills for a 15-yard pass and a roughing-the-passer penalty was tacked on to move the ball to the Rams 45. A completion to DeVante Parker moved the ball to the 35-yard line. The next three plays gained 9, 9 and 8 yards before Tannehill threw a strike to Parker in the corner of the end zone to complete the seven-play, 75-yard game-winning drive.

The game ended with Parker batting away a Rams Hail Mary from the Dolphins 47-yard line on the last play.

Todd Gurley scored the only touchdown for the Rams.

The Dolphins started the game without three-time Pro Bowl center Mike Pouncey and two-time Pro Bowl left tackle Branden Albert, which put new starters at three different spots along the offensive line.

First-year player Anthony Steen made his fourth start of the season at center, veteran Kraig Urbik started at left guard and rookie first-round pick Laremy Tunsil started the game at left tackle in place of Albert. But Tunsil left in the second quarter because of a shoulder injury and did not return.

Tannehill came in with a chance to tie his own franchise record with five consecutive games without getting intercepted, but his streak ended in the third quarter when Rams cornerback Maurice Alexander picked him off in the end zone.

The interception came on the very next play after Dolphins linebacker Kiko Alonso forced a fumble by tight end Lance Kendricks and recovered the loose ball at the Rams 37-yard line.

SCORING DRIVES

TEAM	QTR	TIME	PLAY (EXTRA POINT) (DRIVE INFO)	MIA	LA
Rams	1	9:47	T.Gurley 24 yd. run (G.Zuerlein kick) (4-68, 1:55)	0	7
Rams	3	1:39	G.Zuerlein 46 yd. Field Goal (10-49, 6:05)	0	10
Dolphins	4	4:02	J.Landry 10 yd. pass from R.Tannehill (A.Franks kick) (8-77, 2:38)	7	10
Dolphins	4	0:36	D.Parker 9 yd. pass from R.Tannehill (A.Franks kick) (7-75, 1:35)	14	10

GAME STATISTICS

RUSHING (Att-Yds-TD):

Miami: J. Ajayi 16-77, R. Tannehill 2-19, K. Drake 1-2.

Los Angeles: T. Gurley 20-75-1, J. Goff 4-11, T. Austin 2-8, B. Cunningham 2-7.

PASSING (A-C-Y-TD-I):

Miami: R. Tannehill 34-24-172-2-1.

Los Angeles: J. Goff 31-17-134-0-0.

RECEIVING (Rec-Yds-TD):

Miami: D. Parker 8-79-1, J. Landry 5-28-1, K. Stills 4-33, D. Sims 3-20, J. Ajayi 3-7, M. Gray 1-5.

Los Angeles: K. Britt 5-43, L. Kendricks 4-38, B. Quick 3-21, T. Higbee 2-4, T. Austin 1-21, P. Cooper 1-10, B. Cunningham 1-(-3).

SACKS (Sk-Yds):

Miami: C. Wake 1-9.

Los Angeles: D. Easley 2-13, R. Quinn 1-10, L. Joyner 1-7.

INTERCEPTIONS (Int-Yds):

Miami: None.

Los Angeles: M. Alexander 1-0.

FORCED FUMBLES:

Miami: K. Alonso 1.

Los Angeles: None.

FUMBLE RECOVERIES (No-Yds):

Miami: K. Alonso 1-0.

Los Angeles: None.

TEAM STATS	MIA	LA
First Downs	17	12
Rushing	5	3
Passing	10	6
Penalty	2	3
3rd-Down Efficiency	1 for 11	2 for 13
4th-Down Efficiency	0 for 0	1 for 1
Total Net Yards	240	227
Total Net Plays	57	60
Average Gain	4.2	3.8
Net Yards Rushing	98	102
Rushes	19	28
Yards per Rush	5.2	3.6
Net Yards Passing	142	125
Completed - Attempted	24-34	17-31
Yards per Pass Play	3.7	3.9
Sacked - Yards Lost	4-30	1-9
Had Intercepted	1	0
Punts - Average	10-45.3	8-36.4
Return Yardage	19	113
Punts - Return Yards	1-1	5-27
Kickoffs - Return Yards	1-18	2-86
Interceptions - Return Yards	0-0	1-0
Penalties - Yards	8-82	8-70
Fumbles - Lost	0-0	1-1
Red-Zone Efficiency	2 for 2	0 for 0
Goal-to-Go Efficiency	0 for 0	0 for 0
Time of Possession	28:41	31:19



2016 GAME RECAPS

WEEK 12

NOV. 27, 2016 | MIAMI GARDENS, FLA.
HARD ROCK STADIUM
ATTENDANCE: 65,856 | TV: FOX

SCORING SUMMARY

SAN FRANCISCO 24

MIAMI 31

	1	2	3	4	F
San Francisco	7	0	7	10	24
Miami	0	14	10	7	31

The Dolphins weren't able to run over the 32nd-ranked rushing defense in the NFL, but it still didn't stop them from extending their winning streak.

Ryan Tannehill threw three touchdown passes, including the first TD of rookie Leonte Carroo's career, and the Dolphins defeated the San Francisco 49ers 31-24 at Hard Rock Stadium.

Tight end Dion Sims and wide receiver Kenny Stills also had touchdown catches for the Dolphins, and Jay Ajayi scored on a 2-yard run.

It was the 10th career game with at least three touchdown passes for Tannehill, who also added 32 rushing yards.

Colin Kaepernick threw three touchdown passes for San Francisco, hitting running back Carlos Hyde, tight end Garrett Celek and wide receiver Torrey Smith.

The 49ers, who haven't won since beating the Los Angeles Rams 28-0 on opening weekend, kept fighting even after the Dolphins seemingly had pulled away with the touchdown passes to Stills and Carroo that made the score 31-14.

San Francisco had a touchdown and a field goal on its next two drives, and the Dolphins didn't clinch the victory until Kaepernick was tackled at the 2-yard line on a scramble from the 6-yard line on the final play after he threw incomplete in the end zone on the previous play.

Linebacker Kiko Alonso was the defensive star for the Dolphins with a fumble recovery and an interception. His fumble recovery in the second quarter was among the biggest play of the game as it stopped a 49ers scoring threat when the score was tied at 7.

Cornerback Byron Maxwell forced the fumble by tight end Garrett Celek and Alonso recovered at the Dolphins 16-yard line. It was Alonso's fourth fumble recovery of the season, making him the NFL leader in that category.

It also was his third consecutive game with a takeaway, after an interception at San Diego and a fumble recovery at Los Angeles.

SCORING DRIVES

TEAM	QTR	TIME	PLAY (EXTRA POINT) (DRIVE INFO)	SF	MIA
49ers	1	9:46	C.Hyde 11 yd. pass from C.Kaepernick (P.Dawson kick) (8-62, 3:30)	7	0
Dolphins	2	12:22	J.Ajayi 2 yd. run (A.Franks kick) (11-91, 5:28)	7	7
Dolphins	2	2:17	D.Sims 16 yd. pass from R.Tannehill (A.Franks kick) (11-84, 6:50)	7	14
Dolphins	3	12:31	A.Franks 24 yd. Field Goal (5-20, 2:18)	7	17
49ers	3	7:34	G.Celek 4 yd. pass from C.Kaepernick (P.Dawson kick) (9-91, 4:57)	14	17
Dolphins	3	1:33	K.Stills 43 yd. pass from R.Tannehill (A.Franks kick) (5-60, 1:50)	14	24
Dolphins	4	11:31	L.Carroo 15 yd. pass from R.Tannehill (A.Franks kick) (6-67, 3:23)	14	31
49ers	4	7:42	T.Smith 1 yd. pass from C.Kaepernick (P.Dawson kick) (8-75, 3:49)	21	31
49ers	4	2:15	P.Dawson 36 yd. Field Goal (14-62, 3:36)	24	31

GAME STATISTICS

RUSHING (Att-Yds-TD):

San Francisco: C. Kaepernick 10-113, C. Hyde 13-65, D. Harris 2-15.
Miami: J. Ajayi 18-45-1, R. Tannehill 6-34, K. Drake 1-9, D. Williams 1-7.

PASSING (A-C-Y-TD-INT):

San Francisco: C. Kaepernick 46-29-296-3-1.
Miami: R. Tannehill 30-20-285-3-0.

RECEIVING (Rec-Yds-TD):

San Francisco: S. Draughn 6-49, C. Hyde 5-30-1, V. McDonald 4-60, R. Streater 4-46, T. Smith 3-24-1, C. Harper 2-32, J. Kerley 2-24, G. Celek 2-19, Q. Patton 1-12.
Miami: D. Sims 4-53-1, J. Landry 4-47, K. Stills 3-72-1, D. Parker 3-64, M. Gray 2-12, D. Williams 2-11, L. Carroo 1-15, J. Ajayi 1-11.

SACKS (Sk-Yds):

San Francisco: R. Blair 1-9, N. Bellore 0.5-6.5, A. Brooks 0.5-6.5.
Miami: C. Wake 1-9, A. Branch 1-5.

INTERCEPTIONS (Int-Yds):

San Francisco: None.
Miami: K. Alonso 1-10.

FORCED FUMBLES:

San Francisco: None.
Miami: B. Maxwell 1.

FUMBLE RECOVERIES (No-Yds):

San Francisco: None.
Miami: K. Alonso 1-0.

TEAM STATS	SF	MIA
First Downs	25	19
Rushing	9	6
Passing	15	12
Penalty	1	1
3rd-Down Efficiency	7 for 14	6 for 12
4th-Down Efficiency	2 for 2	0 for 0
Total Net Yards	475	358
Total Net Plays	73	58
Average Gain	6.5	6.2
Net Yards Rushing	193	95
Rushes	25	26
Yards per Rush	7.7	3.7
Net Yards Passing	282	263
Completed - Attempted	29-46	20-30
Yards per Pass Play	5.9	8.2
Sacked - Yards Lost	2-14	2-22
Had Intercepted	1	0
Punts - Average	4-189-47.3	5-209-41.8
Return Yardage	52	150
Punts - Return Yards	1-2	3-6
Kickoffs - Return Yards	3-50	5-134
Interceptions - Return Yards	0-0	1-10
Penalties - Yards	7-65	4-42
Fumbles - Lost	1-1	1-0
Red-Zone Efficiency	3 for 5	3 for 4
Goal-to-Go Efficiency	1 for 2	1 for 1
Time of Possession	29:28	30:32



2016 GAME RECAPS

WEEK 13

DEC. 4, 2016 | BALTIMORE, MD.
M&T BANK STADIUM
ATTENDANCE: 70,916 | TV: CBS

SCORING SUMMARY

MIAMI 6

BALTIMORE 38

	1	2	3	4	F
Miami	0	0	0	6	6
Baltimore	14	10	0	14	38

The Dolphins winning streak ended on a disappointing afternoon in Baltimore.

Quarterback Joe Flacco threw four touchdown passes, including three in the first half, and the Ravens handed the Dolphins a 38-6 loss at M&T Bank Stadium, Miami's first loss since Oct. 9.

The Dolphins' six-game winning streak was their longest since the 2005 season.

DeVante Parker, who didn't practice all week because of a back injury, scored the Dolphins' only touchdown on an 8-yard pass from Ryan Tannehill on the third play of the fourth quarter.

The Dolphins unfortunately trailed 24-0 at that time and the score remained 24-6 after Jarvis Landry was tackled short of the goal line after catching Tannehill's pass on the two-point conversion attempt. Five plays later, Flacco threw a 53-yard touchdown pass to Breshaud Perriman to make it 31-6.

Running back Terrence West, who caught one of Flacco's touchdown passes, scored on a 15-yard run with 5:55 left in the fourth quarter.

Tight end Dennis Pitta caught two of Flacco's touchdown passes in the first half, his first two TD receptions since late in the 2013 season.

The highlights on a rough day for the defense were two turnovers, and cornerback Byron Maxwell was involved in both. He picked off Flacco in the second quarter and forced a Pitta fumble that was recovered by safety Michael Thomas.

Thomas returned the fumble to the Baltimore 8-yard line, and Tannehill connected with Parker for the touchdown on first-and-goal on the next play.

Along with Parker, offensive linemen Branden Albert and Laremy Tunsil both returned after being sidelined by injuries.

The Ravens had 303 yards of offense in the first half, converted 4 of 6 third downs and were 2-for-2 on fourth down.

Flacco was 27-for-34 for 258 yards and three touchdowns in the first half.

SCORING DRIVES

TEAM	QTR	TIME	PLAY (EXTRA POINT) (DRIVE INFO)	MIA	BAL
Ravens	1	10:57	T.West 3 yd. pass from J.Flacco (J.Tucker kick) (8-79, 4:03)	0	7
Ravens	1	3:17	D.Pitta 13 yd. pass from J.Flacco (J.Tucker kick) (8-63, 3:37)	0	14
Ravens	2	2:10	D.Pitta 9 yd. pass from J.Flacco (J.Tucker kick) (18-88, 8:57)	0	21
Ravens	2	0:00	J.Tucker 55 yd. Field Goal (7-48, 0:59)	0	24
Dolphins	4	14:42	D.Parker 8 yd. pass from R.Tannehill (pass failed) (1-8, 0:05)	6	24
Ravens	4	12:49	B.Perriman 53 yd. pass from J.Flacco (J.Tucker kick) (4-75, 1:53)	6	31
Ravens	4	5:55	T.West 9 yd. run (J.Tucker kick) (4-41, 1:26)	6	38

GAME STATISTICS

RUSHING (Att-Yds-TD):

Miami: J. Ajayi 12-61, K. Drake 1-1, D. Williams 1-1, R. Tannehill 1-0, J. Landry 1-(-1).

Baltimore: K. Dixon 6-56, T. West 10-50-1, C. Moore 1-7, R. Mallett 3-(-3).

PASSING (A-C-Y-TD-I):

Miami: R. Tannehill 40-29-226-1-3.

Baltimore: J. Flacco 47-36-381-4-1, R. Mallett 3-1-5-0-0.

RECEIVING (Rec-Yds-TD):

Miami: J. Landry 11-87, J. Ajayi 6-26, D. Sims 3-39, D. Parker 3-34-1, K. Stills 2-21, D. Williams 2-8, D. Jones 1-7, K. Drake 1-4.

Baltimore: D. Pitta 9-90-2, M. Wallace 6-59, S. Smith 6-53, K. Dixon 4-21, K. Aiken 3-41, T. West 3-18-1, B. Perriman 2-59-1, N. Boyle 2-24, D. Waller 1-15, K. Juszczyk 1-6.

SACKS (Sk-Yds):

Miami: None

Baltimore: M. Judon 1-9, B. Urban 1-2.

INTERCEPTIONS (Int-Yds):

Miami: B. Maxwell 1-2.

Baltimore: E. Weddle 1-53, L. Webb 1-0, J. Powers 1-0.

FORCED FUMBLES:

Miami: B. Maxwell 1.

Baltimore: S. Smith 1.

FUMBLE RECOVERIES (No-Yds):

Miami: N. Hewitt 1-0.

Baltimore: None

TEAM STATS

	MIA	BAL
First Downs	16	28
Rushing	3	8
Passing	11	20
Penalty	2	0
3rd-Down Efficiency	4 for 13	5 for 11
4th-Down Efficiency	0 for 0	2 for 2
Total Net Yards	277	496
Total Net Plays	58	70
Average Gain	4.8	7.1
Net Yards Rushing	62	110
Rushes	16	20
Yards per Rush	3.9	5.5
Net Yards Passing	215	386
Completed - Attempted	29-40	37-50
Yards per Pass Play	5.1	7.7
Sacked - Yards Lost	2-11	0-0
Had Intercepted	3	1
Punts - Average	6-222-37.0	3-93-31.0
Return Yardage	20	73
Punts - Return Yards	0-0	3-3
Kickoffs - Return Yards	1-18	1-17
Interceptions - Return Yards	1-2	3-53
Penalties - Yards	7-57	7-68
Fumbles - Lost	2-0	1-1
Red-Zone Efficiency	1 for 2	4 for 4
Goal-to-Go Efficiency	1 for 1	2 for 2
Time of Possession	30:46	29:14



2016 GAME RECAPS

WEEK 14

DEC. 11, 2016 | MIAMI GARDENS, FLA.
HARD ROCK STADIUM
ATTENDANCE: 65,750 | TV: FOX

SCORING SUMMARY

ARIZONA 23

MIAMI 26

	1	2	3	4	F
Arizona	6	3	0	14	23
Miami	7	7	7	5	26

The Dolphins bounced back against the Arizona Cardinals in a game that featured a lot of rain, a lot of turnovers, an injury to starting quarterback Ryan Tannehill and a crazy finish.

Andrew Franks kicked a 21-yard field goal on the last play of regulation to give the Dolphins a 26-23 victory at Hard Rock Stadium.

The Dolphins improved to 8-5 with their seventh victory in eight games. They have three AFC East game left, starting with a battle against the New York Jets in Week 15 at MetLife Stadium.

Tannehill threw three touchdown passes — of 28 yards to wide receiver Kenny Stills, 7 yards to tight end Dion Sims and 3 yards to running back Damien Williams — before leaving the game late in the third quarter.

The Dolphins led 21-9 when Tannehill was injured, but Arizona came back with two touchdown passes from Carson Palmer and a two-point conversion, mixed in with a Dolphins return for two points on a blocked extra point return.

The Dolphins drove 44 yards to set up Franks' game-winning kick after Jarvis Landry had a 20-yard punt return. The big play in the drive, which began at the Arizona 47-yard line, was a 29-yard completion from Matt Moore to Kenny Stills to the 1.

The Dolphins tied a franchise record with three takeaways in the first quarter, which came on interceptions by linebacker Mike Hull and safety Bacarri Rambo and a fumble recovery by linebacker Spencer Paysinger.

Defensive end Terrence Fede added a fumble recovery in the second quarter.

The Dolphins also got their first points off a conversion attempt when Walt Aikens returned a blocked PAT after Jordan Phillips blocked the kick. Cameron Wake, who had 4.5 sacks the last time the Dolphins faced Arizona, had a sack and a forced fumble in the first half.

Hull, making his first NFL start in place of the injured Kiko Alonso, ended Arizona's first drive when Carson Palmer's pass went off the hands of wide receiver Larry Fitzgerald.

SCORING DRIVES

TEAM	QTR	TIME	PLAY (EXTRA POINT) (DRIVE INFO)	ARZ	MIA
Dolphins	1	9:27	K.Stills 28 yd. pass from R.Tannehill (A.Franks kick) (4-52, 2:09)	0	7
Cardinals	1	8:00	J.Nelson 56 yd. run (kick failed, wl) (3-75, 1:27)	6	7
Dolphins	2	11:41	D.Sims 7 yd. pass from R.Tannehill (A.Franks kick) (5-43, 2:55)	6	14
Cardinals	2	1:18	C.Catanzaro 56 yd. Field Goal (4-0, 0:21)	9	14
Dolphins	3	11:17	D.Williams 3 yd. pass from R.Tannehill (A.Franks kick) (6-77, 3:43)	9	21
Cardinals	4	7:05	B.Golden 9 yd. pass from C.Palmer (12-99, 6:43)	15	21
Dolphins	4	7:05	W.Aikens defensive two point conversion	15	23
Cardinals	4	3:01	J.Nelson 8 yd. pass from C.Palmer (C.Palmer-D.Johnson pass) (7-50, 2:13)	23	23
Dolphins	4	0:00	A.Franks 21 yd. Field Goal (6-44, 1:29)	23	26

GAME STATISTICS

RUSHING (Att-Yds-TD):

Arizona: D. Johnson 20-80, J. Nelson 1-56-1, K. Williams 3-34, C. Palmer 3-5.
Miami: J. Ajayi 20-48, R. Tannehill 5-20, K. Drake 1-8, D. Williams 5-7.

PASSING (A-C-Y-TD-I):

Arizona: C. Palmer 33-18-145-2-2.
Miami: R. Tannehill 20-15-195-3-1, M. Moore 5-3-47-0-0.

RECEIVING (Rec-Yds-TD):

Arizona: J. Gresham 5-45, D. Johnson 5-41, L. Fitzgerald 3-12, M. Floyd 2-18, D. Fells 1-12, B. Golden 1-9-1, J. Nelson 1-8-1.
Miami: K. Stills 6-97-1, J. Landry 4-103, D. Parker 2-14, D. Sims 2-9-1, D. Williams 2-1-1, J. Ajayi 1-15, K. Drake 1-3.

SACKS (Sk-Yds):

Arizona: TEAM 1-11.
Miami: C. Wake 1-9, A. Branch 1-5, TEAM 1-6.

INTERCEPTIONS (Int-Yds):

Arizona: M. Cooper 1-0.
Miami: B. Rambo 1-17, M. Hull 1-8.

FORCED FUMBLES:

Arizona: C. Campbell 1.
Miami: A. Branch 1, C. Wake 1.

FUMBLE RECOVERIES (No-Yds):

Arizona: R. Gunter 1-0, A. Okafor 1-0.
Miami: T. Fede 1-0, S. Paysinger 1-0.

TEAM STATS

	ARZ	MIA
First Downs	21	15
Rushing	6	3
Passing	10	11
Penalty	5	1
3rd-Down Efficiency	4 for 13	4 for 13
4th-Down Efficiency	0 for 0	0 for 0
Total Net Yards	300	314
Total Net Plays	63	57
Average Gain	4.8	5.5
Net Yards Rushing	175	83
Rushes	27	31
Yards per Rush	6.5	2.7
Net Yards Passing	125	231
Completed - Attempted	18-33	18-25
Yards per Pass Play	3.5	8.9
Sacked - Yards Lost	3-20	1-11
Had Intercepted	2	1
Punts - Average	5-236-47.2	8-346-43.3
Return Yardage	35	121
Punts - Return Yards	3-12	4-52
Kickoffs - Return Yards	1-23	2-44
Interceptions - Return Yards	1-0	2-25
Penalties - Yards	7-54	14-118
Fumbles - Lost	4-2	5-2
Red-Zone Efficiency	2 for 3	2 for 4
Goal-to-Go Efficiency	1 for 1	1 for 3
Time of Possession	29:56	30:04



2016 GAME RECAPS

WEEK 15

DEC. 17, 2016 | EAST RUTHERFORD, N.J.
METLIFE STADIUM
ATTENDANCE: 78,160 | TV: NFL NETWORK

SCORING SUMMARY

MIAMI 34

N.Y. JETS 13

	1	2	3	4	F
Miami	0	13	21	0	34
N.Y. Jets	7	3	0	3	13

Quarterback Matt Moore's first start in almost five years was one to remember.

Moore, starting for the first time since the 2011 season finale because of Ryan Tannehill's knee injury, threw a career-high four touchdown passes to lead the Dolphins to a 34-13 victory against the New York Jets at MetLife Stadium.

The victory, the Dolphins' eighth in their past nine games, moved their record to 9-5 and in temporary possession of the second wild-card position for the AFC playoffs. The victory clinched the Dolphins' first winning record since 2008 when they won the AFC East title with an 11-5 record.

The Dolphins led 13-10 at halftime thanks to Moore's first two touchdown passes before they put the game away with three touchdowns in a span of 4:04 on the third quarter.

The first touchdown came when Walt Aikens blocked a Jets punt and returned the loose ball 11 yards. It was the second consecutive week reaching the end zone for Aikens, who returned a blocked PAT for two points against the Arizona Cardinals.

Dion Sims caught two 1-yard TD passes from Moore, becoming the first Dolphins tight end with two touchdown receptions in a game since 2013. The other TD passes went to Kenny Stills for 52 yards in the second quarter and to Jarvis Landry for 66 yards in the third quarter.

Moore became the fifth quarterback in Dolphins history to throw four or more touchdown passes in a game, as he joined John Stofa, Bob Griese, Dan Marino and Tannehill.

The running game didn't produce big numbers, but Jay Ajayi went over the 1,000-yard mark for the season by rushing for 51 yards on 19 carries. Landry went over the 1,000-yard receiving mark in the game, giving the Dolphins a 1,000-yard rusher and receiver in the same season for the second time in franchise history (it also happened in 2011 with Reggie Bush and Brandon Marshall).

The defense contributed to the victory with four takeaways, including the first career interception by defensive end Cameron Wake. Wake also forced a fumble with a sack and the loose ball was recovered by defensive tackle Ndamukong Suh. Cornerback Tony Lippett had two interception in the second half, including one on the final play of the game.

SCORING DRIVES

TEAM	QTR	TIME	PLAY (EXTRA POINT) (DRIVE INFO)	MIA	NYJ
Jets	1	11:32	R.Anderson 40 yd. pass from B.Petty (N.Folk kick) (7-75, 3:28)	0	7
Dolphins	2	10:57	D.Sims 1 yd. pass from M.Moore (kick failed, hlu) (8-52, 4:23)	6	7
Dolphins	2	1:58	K.Stills 52 yd. pass from M.Moore (A.Franks kick) (3-53, 1:51)	13	7
Jets	2	0:18	N.Folk 48 yd. Field Goal (11-48, 1:40)	13	10
Dolphins	3	10:30	W.Aikens 11 yd. return of blocked punt (A.Franks kick)	20	10
Dolphins	3	7:43	D.Sims 1 yd. pass from M.Moore (A.Franks kick) (5-60, 2:32)	27	10
Dolphins	3	6:26	J.Landry 66 yd. pass from M.Moore (A.Franks kick) (1-66, 0:10)	34	10
Jets	4	5:43	N.Folk 36 yd. Field Goal (9-37, 4:08)	34	13

GAME STATISTICS

RUSHING (Att-Yds-TD):

Miami: J. Ajayi 19-51, K. Drake 5-16, D. Williams 3-0.
N.Y. Jets: B. Powell 16-84, M. Forte 4-21, R. Fitzpatrick 2-11, B. Petty 1-0.

PASSING (A-C-Y-TD-I):

Miami: M. Moore 18-12-236-4-1.
N.Y. Jets: B. Petty 36-20-235-1-2, R. Fitzpatrick 10-5-31-0-1.

RECEIVING (Rec-Yds-TD):

Miami: D. Sims 4-31-2, J. Landry 3-108-1, M. Gray 3-28, K. Stills 1-52-1, D. Parker 1-17.
N.Y. Jets: B. Powell 11-78, Q. Enunwa 5-64, R. Anderson 4-80-1, C. Peake 2-18, B. Marshall 1-16, M. Forte 1-7, A. Seferian-Jenkins 1-3.

SACKS (Sk-Yds):

Miami: C. Wake 1-11, N. Hewitt 1-9, I. Abdul-Quddus 1-2.
N.Y. Jets: Jo. Jenkins 1-0.

INTERCEPTIONS (Int-Yds):

Miami: T. Lippett 2-0, C. Wake 1-12.
N.Y. Jets: J. Burris 1-0.

FORCED FUMBLES:

Miami: C. Wake 1.
N.Y. Jets: None.

FUMBLE RECOVERIES (No-Yds):

Miami: N. Suh 1-0.
N.Y. Jets: None.

TEAM STATS	MIA	NYJ
First Downs	13	20
Rushing	2	8
Passing	10	10
Penalty	1	2
3rd-Down Efficiency	5 for 12	5 for 15
4th-Down Efficiency	0 for 0	0 for 3
Total Net Yards	303	360
Total Net Plays	46	72
Average Gain	6.6	5.0
Net Yards Rushing	67	116
Rushes	27	23
Yards per Rush	2.5	5.0
Net Yards Passing	236	244
Completed - Attempted	12-18	25-46
Yards per Pass Play	12.4	5.0
Sacked - Yards Lost	1-0	3-22
Had Intercepted	1	3
Punts - Average	6-257-42.8	4-119-29.8
Return Yardage	81	119
Punts - Return Yards	2-17	3-32
Kickoffs - Return Yards	4-52	4-87
Interceptions - Return Yards	3-12	1-0
Penalties - Yards	9-70	3-42
Fumbles - Lost	1-0	3-1
Red-Zone Efficiency	2 for 2	0 for 4
Goal-to-Go Efficiency	2 for 2	0 for 0
Time of Possession	27:28	32:32



2016 GAME RECAPS

WEEK 16

DEC. 24, 2016 | ORCHARD PARK, N.Y.
NEW ERA FIELD
ATTENDANCE: 64,690 | TV: CBS

SCORING SUMMARY

MIAMI 34

BUFFALO 31 (OT)

	1	2	3	4	OT	F
Miami	7	7	14	3	3	34
Buffalo	0	7	14	10	0	31

In a game that featured big play after big play, the Dolphins outlasted the Buffalo Bills to continue their playoff push.

Andrew Franks kicked a 27-yard field goal in the final minute of overtime and the Dolphins defeated the Bills 34-31 at New Era Field. The victory improved the Dolphins record to 10-5 and they clinched a playoff berth with a Kansas City victory over Denver the following day.

The game-winning kick was set up by a 57-yard run by Jay Ajayi on the fourth possession of overtime. Ajayi ended up with 206 rushing yards, his second 200-yard game against Buffalo during the season.

Buffalo had the ball first in overtime and drove to the Dolphins 17-yard line, but two runs lost 10 yards and former Dolphins kicker Dan Carpenter missed a 45-yard field goal attempt.

The teams then traded punts before the Dolphins won it.

The Dolphins forced overtime when Franks made a 55-yard field goal with six seconds left. The kick completed a drive that began with a 39-yard kickoff return by Kenyan Drake and featured a 17-yard completion from Matt Moore to Kenny Stills.

Buffalo took a 31-28 lead with 1:20 left in regulation when quarterback Tyrod Taylor threw a 7-yard touchdown pass to former Dolphins tight end Charles Clay.

This was a game of big plays by both teams, who combined for 1,083 total yards — the highest total in the NFL this season.

Moore threw two touchdown passes, including a 56-yard connection with DeVante Parker, and rookie Kenyan Drake had a 45-yard touchdown run. Jay Ajayi (2-yard run) and Kenny Stills (6-yard reception) had the other touchdowns for the Dolphins. Stills' touchdown was set up by a 44-yard run-and-catch by running back Damien Williams.

SCORING DRIVES

TEAM	QTR	TIME	PLAY (EXTRA POINT) (DRIVE INFO)	MIA	BUF
Dolphins	1	6:24	J.Ajayi 2 yd. run (A.Franks kick) (9-72, 4:13)	7	0
Dolphins	2	13:34	K.Drake 45 yd. run (A.Franks kick) (4-64, 1:55)	14	0
Bills	2	5:06	S.Watkins 38 yd. pass from T.Taylor (D.Carpenter kick) (6-79, 2:45)	14	7
Dolphins	3	12:05	D.Parker 56 yd. pass from M.Moore (A.Franks kick) (5-70, 2:55)	21	7
Bills	3	6:46	L.McCoy 19 yd. run (D.Carpenter kick) (10-77, 5:19)	21	14
Dolphins	3	3:14	K.Stills 6 yd. pass from M.Moore (A.Franks kick) (6-75, 3:32)	28	14
Bills	3	1:12	C.Clay 18 yd. pass from T.Taylor (D.Carpenter kick) (4-78, 2:02)	28	21
Bills	4	5:51	D.Carpenter 28 yd. Field Goal (11-54, 4:24)	28	24
Bills	4	1:20	C.Clay 7 yd. pass from T.Taylor (D.Carpenter kick) (10-89, 2:40)	28	31
Dolphins	4	0:06	A.Franks 55 yd. Field Goal (6-24, 1:14)	31	31
Dolphins	5	0:47	A.Franks 27 yd. Field Goal (7-77, 3:13)	34	31

GAME STATISTICS

RUSHING (Att-Yds-TD):

Miami: J. Ajayi 32-206-1, K. Drake 4-56-1, J. Landry 1-0, M. Moore 1-(-1).

Buffalo: L. McCoy 24-128-1, M. Gillislee 11-91, T. Taylor 12-60, J. Felton 1-1, R. Bush 1-(-8).

PASSING (A-C-Y-TD-I):

Miami: M. Moore 30-16-233-2-1.

Buffalo: T. Taylor 39-26-329-3-0.

RECEIVING (Rec-Yds-TD):

Miami: D. Parker 4-85-1, K. Stills 3-35-1, J. Landry 3-29, D. Williams 2-51, D.

Sims 2-10, M. Gray 1-20, J. Ajayi 1-3.

Buffalo: C. Clay 8-85-2, S. Watkins 7-154-1, L. McCoy 5-17, R. Woods 3-43, J.

Felton 2-14, M. Goodwin 1-16.

SACKS (Sk-Yds):

Miami: C. Wake 1-12, J. Jones 1-0.

Buffalo: None.

INTERCEPTIONS (Int-Yds):

Miami: None.

Buffalo: C. White 1-0.

FORCED FUMBLES:

Miami: M. Thomas 1.

Buffalo: None.

FUMBLE RECOVERIES (No-Yds):

Miami: None.

Buffalo: None.

TEAM STATS

	MIA	BUF
First Downs	22	30
Rushing	12	14
Passing	10	15
Penalty	0	1
3rd-Down Efficiency	5 for 12	8 for 18
4th-Down Efficiency	0 for 0	1 for 2
Total Net Yards	494	589
Total Net Plays	68	90
Average Gain	7.3	6.5
Net Yards Rushing	261	272
Rushes	38	49
Yards per Rush	6.9	5.6
Net Yards Passing	233	317
Completed - Attempted	16-30	26-39
Yards per Pass Play	7.8	7.7
Sacked - Yards Lost	0-0	2-12
Had Intercepted	1	0
Punts - Average	5-207-41.4	4-169-42.3
Return Yardage	105	77
Punts - Return Yards	2-25	1-23
Kickoffs - Return Yards	2-80	3-54
Interceptions - Return Yards	0-0	1-0
Penalties - Yards	2-15	5-35
Fumbles - Lost	0-0	1-0
Red-Zone Efficiency	2 for 3	3 for 5
Goal-to-Go Efficiency	2 for 3	1 for 1
Time of Possession	33:40	40:33



2016 GAME RECAPS

WEEK 17

JAN. 1, 2017 | MIAMI GARDENS, FLA.
HARD ROCK STADIUM
ATTENDANCE: 66,163 | TV: CBS

SCORING SUMMARY

	1	2	3	4	F
New England	14	6	7	8	35
Miami	0	7	7	0	14

NEW ENGLAND 35

MIAMI 14

The Dolphins ended the regular season with a 35-14 loss against the New England Patriots on Sunday, clinching a date with the Pittsburgh Steelers in the wild-card playoffs next weekend.

The loss gave the Dolphins a final 10-6 record for the regular season and ensured they would have the No. 6 seed in the AFC playoffs. Pittsburgh came into the day already assured of having the No. 3 seed.

The Dolphins will play at Heinz Field on Sunday at 1 p.m.

Matt Moore, making his third start at quarterback in place of injured starter Ryan Tannehill, threw touchdown passes to Jarvis Landry and Kenny Stills to account for the Dolphins scoring.

Tom Brady threw three touchdown passes for New England, including a 77-yard hook-up with Julian Edelman in the third quarter after the Dolphins had cut a 20-0 deficit to 20-14. The other TD passes went to tight end Martellus Bennett and wide receiver Michael Floyd, and LeGarrette Blount scored on a 1-yard run with 5:33 left in regulation.

The Dolphins had a chance to cut into the Patriots' 27-14 lead midway through the fourth quarter after getting a first-and-goal at the 6-yard line, but Damien Williams fumbled after making a short reception on second down and linebacker Shea McClellin returned the fumble 69 yards. Blount scored three plays later.

The Dolphins fell behind 20-0 but built some momentum late in the first half when Landry scored his fourth touchdown of the season.

The score capped a 10-play, 75-yard drive during which Moore was 7-for-7, including an 11-yard completion to Williams on a third-and-4 from the New England 41-yard line.

Landry scored with a great second effort after taking a big hit at the 1-yard line. After his momentum was pushed back a couple of yards, Landry fought his way into the end zone.

New England had a chance to add to its lead on the final play of the first half, but Stephen Gostkowski was wide right on a 52-yard field goal attempt.

The Dolphins scored again on the first drive of the second half when they marched 75 yards on 12 plays, the last being Moore's 25-yard touchdown pass to Stills down the middle.

The touchdown came on third down, the Dolphins' fourth third-down conversion of the drive.

SCORING DRIVES

TEAM	QTR	TIME	PLAY (EXTRA POINT) (DRIVE INFO)	NE	MIA
Patriots	1	7:28	M.Bennett 2 yd. pass from T.Brady (S.Gostkowski kick) (13-75, 7:32)	7	0
Patriots	1	3:44	M.Floyd 14 yd. pass from T.Brady (S.Gostkowski kick) (5-45, 1:59)	14	0
Patriots	2	14:56	S.Gostkowski 40 yd. Field Goal (8-34, 2:58)	17	0
Patriots	2	3:21	S.Gostkowski 26 yd. Field Goal (15-82, 8:19)	20	0
Dolphins	2	0:28	J.Landry 8 yd. pass from M.Moore (A.Franks kick) (10-75, 2:53)	20	7
Dolphins	3	8:39	K.Stills 25 yd. pass from M.Moore (A.Franks kick) (12-75, 6:21)	20	14
Patriots	3	6:41	J.Edelman 77 yd. pass from T.Brady (S.Gostkowski kick) (3-80, 1:58)	27	14
Patriots	4	5:33	L.Blount 1 yd. run (T.Brady-J.Edelman pass) (6-18, 3:02)	35	14

GAME STATISTICS

RUSHING (Att-Yds-TD):

New England: L. Blount 14-51-1, D. Lewis 11-48, J. White 2-9, T. Brady 1-6, J. Edelman 1-6.

Miami: J. Ajayi 16-59, K. Drake 4-10, D. Williams 2-5, J. Grant 1-1.

PASSING (A-C-Y-TD-I):

New England: T. Brady 33-25-276-3-0, J. Garoppolo 1-0-0-0-0.

Miami: M. Moore 34-24-205-2-1.

RECEIVING (Rec-Yds-TD):

New England: J. Edelman 8-151-1, C. Hogan 4-27, J. White 4-21, M. Floyd 3-36-1, M. Bennett 3-33-1, D. Lewis 2-4, M. Lengel 1-4.

Miami: J. Landry 9-76-1, D. Parker 5-45, K. Stills 4-41-1, D. Williams 3-23, J. Ajayi 3-20.

SACKS (Sk-Yds):

New England: None.

Miami: None.

INTERCEPTIONS (Int-Yds):

New England: L. Ryan 1-0.

Miami: None.

FORCED FUMBLES:

New England: J. Jones 1, D. McCourty 1.

Miami: None.

FUMBLE RECOVERIES (No-Yds):

New England: S. McClellin 1-69.

Miami: None.

TEAM STATS

	NE	MIA
First Downs	22	16
Rushing	8	3
Passing	12	13
Penalty	2	0
3rd-Down Efficiency	7 for 12	7 for 12
4th-Down Efficiency	0 for 0	0 for 0
Total Net Yards	396	280
Total Net Plays	63	57
Average Gain	6.3	4.9
Net Yards Rushing	120	75
Rushes	29	23
Yards per Rush	4.1	3.3
Net Yards Passing	276	205
Completed - Attempted	25-34	24-34
Yards per Pass Play	8.1	6.0
Sacked - Yards Lost	0-0	0-0
Had Intercepted	0	1
Punts - Average	3-146-48.7	5-206-41.2
Return Yardage	25	54
Punts - Return Yards	1-0	2-14
Kickoffs - Return Yards	2-27	2-40
Interceptions - Return Yards	1--2	0-0
Penalties - Yards	7-64	9-73
Fumbles - Lost	0-0	3-1
Red-Zone Efficiency	3 for 4	1 for 2
Goal-to-Go Efficiency	2 for 3	0 for 1
Time of Possession	31:22	28:38



2016 GAME RECAPS

AFC WILD CARD

JAN. 8, 2017 | PITTSBURGH, PA.
HEINZ FIELD
ATTENDANCE: 62,726 | TV: CBS

SCORING SUMMARY

MIAMI 12

PITTSBURGH 30

	1	2	3	4	F
Miami	3	3	0	6	12
Pittsburgh	14	6	10	0	30

The Dolphins' magical 2016 season came to a disappointing end.

The Dolphins quickly fell behind 14-0 and could never recover in a 30-12 loss against the Pittsburgh Steelers in a first-round playoff game at Heinz Field.

Antonio Brown and Le'Veon Bell each scored two touchdowns for the Steelers, who racked up 219 yards of offense in the first quarter alone. Brown ended Pittsburgh's first two possessions with touchdown catches of 50 and 69 yards. Bell set a Steelers postseason record with 169 rushing yards.

Damien Williams scored the Dolphins' only touchdown on a 4-yard reception with 5:57 left in regulation. Andrew Franks kicked two first-half field goals.

The Dolphins committed turnovers on three consecutive possessions spanning the second and third quarters, the last of which led to Bell's second touchdown after cornerback Tony Lippett tried to time a jump over the center to block a field goal attempt but instead was offside to give Pittsburgh a first down.

Matt Moore, making his fourth consecutive start in place of injured Ryan Tannehill, completed 29 of 36 passes for 289 yards and one touchdown, but he lost two fumbles and threw an interception. Moore also was sacked five times after being sacked only once in his three starts in the regular season.

He left the game for one play in the second quarter after taking a big hit from linebacker Bud Dupree that drew a roughing-the-passer penalty but returned to finish the game.

After burning the Steelers for 204 rushing yards in the Dolphins' 30-15 victory at Hard Rock Stadium on Oct. 16, Jay Ajayi was held to only 33 yards on 16 rushing attempts Sunday before leaving the game with a shoulder injury late in the fourth quarter.

SCORING DRIVES

TEAM	QTR	TIME	PLAY (EXTRA POINT) (DRIVE INFO)	MIA	PIT
Steelers	1	12:15	A.Brown 50 yd. pass from B.Roethlisberger (C.Boswell kick) (5-85, 2:45)	0	7
Steelers	1	6:50	A.Brown 62 yd. pass from B.Roethlisberger (C.Boswell kick) (6-90, 3:10)	0	14
Dolphins	1	3:06	A.Franks 38 yd. Field Goal (7-39, 3:44)	3	14
Steelers	2	12:39	L.Bell 1 yd. run (kick failed, hru) (10-83, 5:27)	3	20
Dolphins	2	4:52	A.Franks 47 yd. Field Goal (12-39, 7:47)	6	20
Steelers	3	6:32	C.Boswell 34 yd. Field Goal (8-43, 4:16)	6	23
Steelers	3	2:05	L.Bell 8 yd. run (C.Boswell kick) (7-25, 4:18)	6	30
Dolphins	4	5:57	D.Williams 4 yd. pass from M.Moore (pass failed) (9-70, 4:20)	12	30

GAME STATISTICS

RUSHING (Att-Yds-TD):

Miami: J. Ajayi 16-33, D. Williams 3-14, M. Thomas 1-3, M. Moore 1-2.
Pittsburgh: L. Bell 29-167-2, B. Roethlisberger 4-10, D. Williams 2-2.

PASSING (A-C-Y-TD-I):

Miami: M. Moore 36-29-289-1-1.
Pittsburgh: B. Roethlisberger 18-13-197-2-2.

RECEIVING (Rec-Yds-TD):

Miami: J. Landry 11-102, K. Stills 5-82, D. Sims 5-34, D. Parker 4-55, J. Ajayi 3-12, D. Williams 1-4-1.
Pittsburgh: A. Brown 5-124-2, D. Ayers 2-21, L. Bell 2-7, E. Rogers 1-19, D. Heyward-Bey 1-10, C. Hamilton 1-10, J. James 1-6.

SACKS (Sk-Yds):

Miami: N. Suh 1-9.
Pittsburgh: L. Timmons 2-21, J. Harrison 1.5-8, M. Mitchell 1-4, B. Dupree 0.5-3.

INTERCEPTIONS (Int-Yds):

Miami: M. Thomas 1-16, X. Howard 1-11.
Pittsburgh: R. Shazier 1-10.

FORCED FUMBLES:

Miami: None.
Pittsburgh: J. Harrison 1, M. Mitchell 1, A. Shabazz 1.

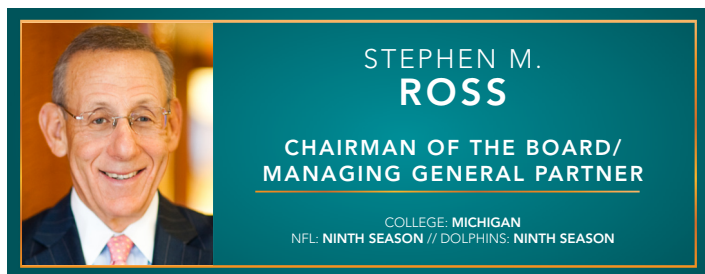
FUMBLE RECOVERIES (No-Yds):

Miami: None.
Pittsburgh: S. Tuitt 1-0, L. Walton 1-0.

TEAM STATS	MIA	PIT
First Downs	18	19
Rushing	1	9
Passing	16	7
Penalty	1	3
3rd-Down Efficiency	6 for 14	4 for 9
4th-Down Efficiency	2 for 4	0 for 0
Total Net Yards	305	367
Total Net Plays	62	54
Average Gain	4.9	6.8
Net Yards Rushing	52	179
Rushes	21	35
Yards per Rush	2.5	5.1
Net Yards Passing	253	188
Completed - Attempted	29-36	13-18
Yards per Pass Play	6.2	9.9
Sacked - Yards Lost	5-36	1-9
Had Intercepted	1	2
Punts - Average	2-102-51.0	2-79-39.5
Return Yardage	155	68
Punts - Return Yards	1-9	1-9
Kickoffs - Return Yards	4-119	4-49
Interceptions - Return Yards	2-27	1-10
Penalties - Yards	6-64	6-60
Fumbles - Lost	3-2	0-0
Red-Zone Efficiency	1 for 2	2 for 3
Goal-to-Go Efficiency	1 for 2	1 for 2
Time of Possession	32:02	27:58



STEPHEN M. ROSS



The landscape of South Florida was forever changed when Stephen Ross purchased the Miami Dolphins eight years ago. He began his ownership interest in the Dolphins in February of 2008 when he became a 50 percent partner with H. Wayne Huizenga in the team, the stadium and the surrounding developable land. He increased that share to a 95 percent ownership of the team and the stadium on January 20, 2009 and assumed the responsibility of Managing General Partner of both the Dolphins and the stadium. His investment continues to make an imprint on the region through a rich legacy in sport, community and culture.

Ross' connection to the area didn't start nearly a decade ago, but rather a half century ago when his family moved to Miami Beach in his childhood. The purchase was a culmination of a long-held dream; the Dolphins have been a lifetime passion for him.

Today, that reality flourishes in several aspects of his influence – reverberating from his investment in resources for the organization, his altruism in the community and his willingness to gift South Florida a state-of-the-art facility.

Throughout the Dolphins organization, Ross' ethos of building a first-class team on and off the field is etched deep. Under Ross' vision, a holistic approach has been adopted for the athletes – presenting an environment for them to flourish with cutting-edge sports performance programs, multi-million dollar renovated training facilities and a fully engaged player development program to cater to the players.

"My role as an owner is really to put the team in a position to win and do everything we possibly can," Ross said. "In every single area, we've made changes. We've thought outside the box. We're looking to be the best in class. You can see the players that we've attracted, what they expect and you put it all together, that's what makes winning teams. We're all looking to win."

Ross is committed to supporting the community that supports the Dolphins. He has strengthened the reach of the Miami Dolphins Foundation, offering tremendous support in the areas of education, health, volunteerism and youth programs. In May of 2013, Ross pledged to give more than half of his estate to philanthropic causes and charitable organizations, including South Florida-based institutions. The commitment was made through the Giving Pledge, a long-term global initiative created by Warren Buffett and Bill and Melinda Gates that aims to inspire deeper engagement in philanthropy and increase charitable giving globally. As an NFL owner, he is using his platform to harness the unifying power of sport to advance race relations across the country through the establishment of the nonprofit organization Ross Initiative in Sports for Equality (RISE).

"Sports brings together athletes,

coaches and fans of all races, uniting us with shared experiences and common goals that transcend our differences," Ross said. "The sports community is uniquely positioned and empowered to help drive national discussion and action to unite our country, promote understanding, respect and equality, and advance race relations now and for the next generation. While it would be unrealistic to say that RISE alone will end racism, we have the opportunity to harness the unifying power of sport and create a new paradigm."

Ross' largest contribution to the South Florida area is shaping the culture of the region. After making his name in development, Ross brought his expertise to completely modernize a 28-year-old facility, Hard Rock Stadium, into a truly global entertainment destination. His private investment of more than \$500 million is a game-changer in redefining the fan experience. The first phase of the project involved changing every seat in the stadium, rebuilding the concourses on the 100 and 300 levels, and improving the food choices throughout the entire facility. The second phase of renovations involved the installation of a state-of-the-art canopy that keeps as many as 92 percent of the spectators in the shade and protected from the rain, depending on the time of the day and the month. Additionally, four 1,472-inch high-definition video boards, the largest total square footage in the AFC East, adorn each corner of the stadium. The multi-year project will be completed for the 2017 season with upgrades to the private suites on the 200 level, raising the caliber on premium spaces within a sports venue.

"I think the big winner, as I look at, it is really Miami," Ross said. "We're really trying to create one of the great sports entertainment facilities in the United States today."

Ross has built architectural cathedrals throughout the globe, and his gift to South Florida ushers in a new era of world-class events, including Super Bowls, World Cups, college football championships, and international soccer and concerts.

"What I learned is Steve is a very rare combination of tenacity and heart, and he has tremendous integrity. That's inspiring for anybody to go work for somebody like Steve," Miami Dolphins President & CEO Tom Garfinkel said. "He also cares tremendously about people. He cares about this organization, and he cares about winning. It's not rhetoric. This is someone who had both the capacity and the willingness to invest in big ideas to create a best-in-class organization."





MIKE TANNENBAUM



**MIKE
TANNENBAUM**
**EXECUTIVE VICE PRESIDENT
OF FOOTBALL OPERATIONS**

COLLEGE: MASSACHUSETTS
NFL: 20TH SEASON // DOLPHINS: SECOND SEASON

Growing up in the Boston suburb of Needham, Mass., heavily entrenched with a love affair of all things Boston Celtics during their dominant era under the leadership of Red Auerbach, Mike Tannenbaum saw the impact a sports dynasty could make. At an early age, he marveled as Auerbach became a pioneer of modern basketball, emphasizing team play rather than individual performance. In college at the University of Massachusetts-Amherst, Tannenbaum again delved deep into the blueprint Bill Walsh had constructed as the San Francisco 49ers dominated the NFL during the 1980s. It was during his time at Tulane University Law School Tannenbaum solidified his drive to build one organization, a goal that drives him on a daily basis in his role as Miami Dolphins Executive Vice President, Football Operations.

"I want to build an organization with people who are selfless, who are willing to sacrifice part of what is in their own best interest for the greater good of the organization. There is nothing like winning," Tannenbaum said.

Tannenbaum began his career in the NFL with the New Orleans Saints in 1994 before accepting the position of player personnel assistant with the Cleveland Browns in 1995. He returned to the Saints for the 1996 season as a player personnel assistant prior to joining the New York Jets in 1997. Tannenbaum spent 16 seasons (1997-2012) in various roles for the Jets, including his final seven years (2006-12) as the team's executive vice president and general manager. During his time as general manager, the Jets advanced to the playoffs three times, won four playoff games and made two AFC Championship game appearances.

Tannenbaum then went back to his roots as a sports lawyer, serving in 2013-14 as Priority Sports & Entertainment principal. There he honed relationships in the sports industry, setting a new caliber and showcasing his acumen for scouting talent in appointments of key clients David Blatt and Steve Kerr as Cleveland Cavaliers and Golden State Warriors head coaches ahead of the 2014-15 season.

It was in New York that his path crossed with Miami Dolphins owner Stephen Ross, where he was tapped to consult for the team in August 2014, followed by his appointment as executive vice president, football operations on Jan. 6, 2015.

In his role, Tannenbaum oversees and coordinates the effort of football operations and administration. He is most proud of his work and collaboration with General Manager Chris Grier and Head Coach Adam Gase, as well as other senior executives in implementing the philosophy of a championship caliber football team.

Tannenbaum has overhauled the Dolphins football operations. During the 2016 offseason, he helped orchestrate a trade of Miami's first-round draft pick (eighth overall) to Philadelphia, where the Dolphins moved back five selections and acquired linebacker Kiko Alonso and cornerback Byron Maxwell. The Dolphins used their first-round choice (13th overall) acquired in the trade to draft guard/tackle Laremy Tunsil. He also helped ink defensive end Cameron Wake to a contract extension. In his first full offseason with the Dolphins in 2015, Tannenbaum helped land one of the top unrestricted free agents in four-time Pro Bowl defensive tackle Ndamukong Suh, while also signing another player with a Pro Bowl on his resume in tight end Jordan Cameron, to go along with trading for wide receiver Kenny Stills. He also was instrumental in signing Pro Bowl center Mike Pouncey and quarterback Ryan Tannehill to contract extensions.

True to his mentors, Tannenbaum has instituted revolutionary landmarks in line with Ross' drive for innovative, first-class business

practices. These include the creation and implementation of a sport performance department, a roster overhaul for sustainability and proactive player wellness programs.

"I'm really proud of the fact that Stephen Ross gives us incredible resources. I think our player wellness and player care is second to none in the league in terms of our players feel like the environment here – from the food they eat to the practice fields – is best in class. And they're given every opportunity to prove and maximize their talents."

Outside of work, Mike and his wife, Michelle, remain true to their core values that education and knowledge will always pave a successful path. In keeping with these beliefs, they have instituted scholarship programs with his alma mater UMass and a New Jersey YMCA to afford young professionals the opportunity to pursue their passion without the burden of living expenses.

He uses his role with the Dolphins to guide future leaders, participating in numerous speeches within the industry. He is well vested at UMass, on hand several times throughout his evolving career to give advice and lend support to aspiring young professionals. Additionally, he sits on an advisory council at Tulane, tasked with creating opportunities for students in an evolving landscape, including virtual internships to enhance students' experience while embracing globalization.

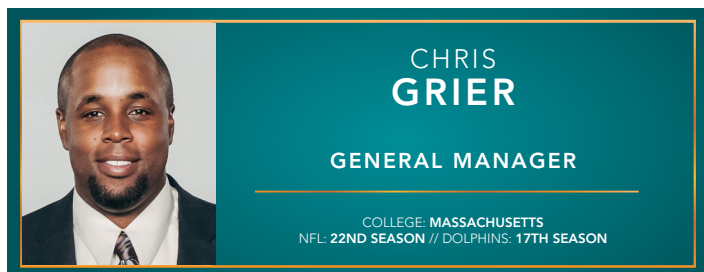
Mike Tannenbaum brings his expertise, drive, vision and leadership to the Miami Dolphins with one goal: to create a winning organization that consistently competes for championships.

"There's nothing like football; I think it's a microcosm of life. People have such disparate backgrounds yet we're all here because the one commonality we all have in this organization is we're intoxicated by winning."





CHRIS GRIER



Chris Grier is entering his 17th season with the Miami Dolphins and first as the club's general manager. He spent the previous nine years as the team's director of college scouting. Grier was appointed general manager on Jan. 4, 2016. He works together with Executive Vice President of Football Operations Mike Tannenbaum and Head Coach Adam Gase to help build a championship caliber football team. In his role, Grier oversees the draft, both college and pro personnel departments and all scouting efforts.

During the 2016 offseason, Grier worked with his staff to bring linebacker Kiko Alonso and cornerback Byron Maxwell to Miami in a trade with the Philadelphia Eagles. He utilized the team's first-round draft pick (13th overall), also acquired in the Eagles trade, to select guard/tackle Laremy Tunsil. The Dolphins will enter the 2016 training camp with more than 45 new players acquired during the offseason.

As the team's director of college scouting (2007-15), Grier was part of a front office that discovered some of the best collegiate players the Dolphins have ever drafted, including wide receiver Jarvis Landry. A second-round selection in 2014, Landry finished his first two NFL seasons with 194 receptions, more than any player has ever recorded in his first two years in the league.

Grier and the Dolphins also identified and drafted running back Lamar Miller and defensive end Olivier Vernon. Miller ranks No. 4 among all NFL running backs in rushing yards (1,971) and yards per carry (4.81) over the past two seasons and was a fourth-round pick in 2012. Vernon finished the 2015 campaign with 36 quarterback hits, the third-most in the NFL, and tied for fourth among all players with 18 tackles for loss. Vernon was a third-

round pick in 2012.

In 2011, the Dolphins drafted center Mike Pouncey in the first round. Pouncey has developed into one of the league's best interior linemen and was selected to the Pro Bowl for the third time in his career in 2015.

During Grier's tenure with the club, the Dolphins have found several diamonds in the rough. Safety Reshad Jones was a fifth-round pick in 2010 and was named the team's co-MVP following the 2015 season after he became the first player in team history to record at least 100 tackles, four interceptions and two sacks in a single season.

Prior to being the team's director of college scouting, Grier served as an area scout with the club from 2000-02, before being promoted to national scout/assistant director of college scouting in 2003. Miami won the AFC East during his first season with the team.

Grier started with the Patriots as an intern in 1994. He joined the club on a full-time basis the following year, and served as a regional scout until joining the Dolphins in 2000. In 1996, Grier was part of a New England staff that won the AFC Championship. He helped scout several players for a Patriots roster that went on to win Super Bowls XXXVI, XXXVIII and XXXIX.

Grier has worked with several of football's most successful coaches and executives throughout his career and that has helped shape his football philosophy. His father, Bobby Grier, is the former vice president of player personnel for the Patriots and recently retired as a senior personnel advisor with the Houston Texans. Chris has also worked with and learned under Pro Football Hall of Famer Bill Parcells, Patriots Head Coach Bill Belichick, Seattle Seahawks Head Coach Pete Carroll and University of Alabama Head Coach Nick Saban.

Grier attended the University of Massachusetts-Amherst where he majored in journalism and played football for two years before injuries ended his career. He spent his final two years there as an undergraduate assistant.

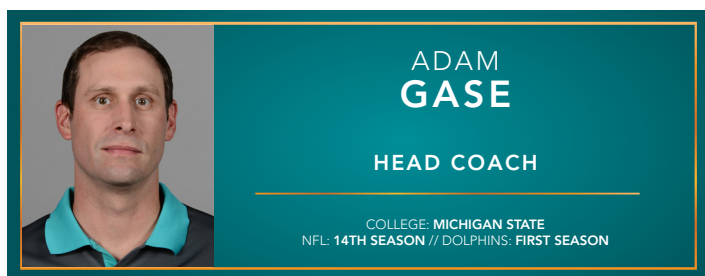
Chris' brother, Michael, played for the Edmonton Oilers, Washington Capitals, San Jose Sharks and Buffalo Sabres of the National Hockey League. He is currently a scout for the Chicago Blackhawks.

A native of Holliston, Mass., Grier resides in Weston, Fla. with his wife, Paige, and their two sons, Landon and Jackson.





ADAM GASE



CAREER

Adam Gase was named the 12th head coach in Miami Dolphins history on Jan. 9, 2016. Gase joined Miami with three years of experience as an NFL offensive coordinator, directing some of the most prolific offenses in league history.

In 2015, Gase was the offensive coordinator for the Chicago Bears. Under Gase, the Bears implemented a balanced offensive attack that improved the team's rushing totals from No. 27 in the season before Gase arrived in Chicago to No. 11 in 2015, as the unit averaged 25.6 more rushing yards per game. Bears quarterback Jay Cutler finished the 2015 season with the highest passer rating (92.3) of his career. Cutler also threw seven fewer interceptions than the previous season and his interception rate of 2.3 percent was the best showing of his career for a season where he played at least 12 games. In addition, Cutler's yards per attempt increased by 0.8, the second-largest one-year increase in his career. Additionally, running back Jeremy Langford had an impressive rookie season, rushing for 537 yards and six touchdowns. His 537 rushing yards ranked No. 7 among all NFL rookies and his six touchdowns were tied for fourth amongst rookie rushers.

Prior to joining the Bears, Gase spent six seasons (2009-14) with the Denver Broncos, during which time the team compiled a 58-38 (.604) regular-season record, won four AFC West titles, three playoff games and an AFC Championship, including a trip to Super Bowl XLVIII.

While Gase was the Denver Broncos offensive coordinator in 2013 and 2014, the Broncos led the NFL in scoring offense (34.0 points per game), total offense (430.1 yards per game) and passing offense (315.8 yards per game) during that time period. During his two seasons as coordinator, seven players from the Broncos offense were named to the Pro Bowl: running back C.J. Anderson (2014), tackle Ryan Clady (2014), quarterback Peyton Manning (2013-14), wide receiver Emmanuel Sanders (2014), wide receiver Demaryius Thomas (2013-14), tight end Julius Thomas (2013-14) and guard Louis Vasquez (2013).

In 2014, the Broncos finished 12-4, winning the AFC West and earned a bye in the first round of the playoffs. Gase helped Denver finish second in scoring, averaging 30.1 points per contest. Manning continued his excellence, completing 66.2 percent of his passes and passing for 4,727 yards and 39 touchdowns. He set the NFL's career passing touchdown record on Oct. 19, 2014 against San Francisco. Demaryius Thomas broke the franchise's single-season receiving record with 1,619 receiving yards.

In 2013, Gase's first as offensive coordinator, the Broncos set NFL records in both points (606) and touchdowns (76) and Denver's scoring output increased by 7.8 points per game. The Broncos totaled 59.4 yards per game more than they did in 2012 and led the NFL with 5,444 passing yards and 55 passing touchdowns. The explosive offense helped Denver finish the regular season 13-3, winning the AFC West and earning the top seed in the AFC playoffs, where the Broncos won the conference title and played in Super Bowl XLVIII.

In addition to setting NFL team records, Gase also helped Manning have the most prolific season of any quarterback in NFL history. Manning's 5,477 passing yards and 55 passing touchdowns were both NFL records that still stand today. Manning earned his fifth NFL MVP award and was honored as the Maxwell Club Player of the Year and AP Offensive Player of the Year.

In total, the Broncos set or tied 14 NFL offense and scoring records in the 2013 season with Gase as offensive coordinator: points (606), touchdowns (76), players with 10 or more touchdowns (5), passing first downs (293), games with 50-plus points (3), points in the second half (318), individual passing yards (Manning, 5,477), individual passing touchdowns (Manning, 55), longest field goal (Matt Prater, 64 yards), most extra points (Matt Prater, 75), most four-touchdown passing games (Manning, 9), most two-touchdown passing games (Manning, 15), most 400-yard passing games (Peyton Manning, 4) and most 90-plus passer rating games (Manning, 15).

The 2013 Broncos were one of just four teams in the past five seasons (2011-15) to have two 1,000-yard receivers and a 1,000-yard rusher. Wide receiver Demaryius Thomas was fourth in the NFL with 1,430 receiving yards, while fellow wide receiver Eric Decker ranked No. 9 with 1,288. Running back Knowshon Moreno rushed for 1,038 yards and 10 touchdowns.

Gase served as Denver's quarterbacks coach from 2011-12. Manning joined the Broncos in 2012, following 14 seasons with the Indianapolis Colts, including a 2011 campaign that he missed due to injury. With Gase as his position coach in 2012, Manning was wildly successful, finishing second in the league in passer rating (105.8), third in passing touchdowns (37) and sixth in passing yards (4,659). He earned the AP NFL Comeback Player of the Year award and was runner-up for NFL MVP.

Gase joined the Broncos in 2009 as the wide receivers coach, a position he held for two seasons.

In 2010, he helped wide receiver Brandon Lloyd earn a Pro Bowl invitation after he led the league in receiving with 1,448 yards and 11 touchdowns. It was the first time a Broncos player had ever led the league in receiving yards.

Gase coached another Pro Bowl wide receiver in 2009 when Brandon Marshall caught 101 passes for 1,120 yards (11.1 avg.) and 10 touchdowns. The 101 receptions was the fourth-highest mark in the league and the Pro Bowl selection was Marshall's second of his young career.

Gase spent the 2008 season as an offensive assistant for the San Francisco 49ers. Prior to San Francisco, Gase held several roles for five seasons (2003-07) with the Detroit Lions.

BACKGROUND

Gase earned his bachelor's degree from Michigan State, where he was a student assistant. He was also a graduate assistant and recruiting assistant at LSU (2000-03). He began his NFL career as a scouting assistant for the Detroit Lions (2003-04) and coached for the Lions (2005-07), San Francisco 49ers (2008), Denver Broncos (2009-14) and Chicago Bears (2015).

PERSONAL

Born March 29, 1978 in Ypsilanti, Mich. He and his wife, Jennifer, have a daughter, McKenzie, and two sons, A.J. and Wyatt.



2016 MIAMI DOLPHINS OFFENSIVE AND STRENGTH & CONDITIONING COACHES



CLYDE CHRISTENSEN OFFENSIVE COORDINATOR

Born January 28, 1956, Covina, Calif.
Quarterback Fresno City College 1975, North Carolina 1976-78. No pro playing experience. College coach: Mississippi 1979, East Tennessee State 1980-82, Temple 1983-85, East Carolina 1986-88, Holy Cross 1989-1990, South Carolina 1991, Maryland 1992-93, Clemson, 1994-95. Pro coach: Tampa Bay Buccaneers 1996-2001, Indianapolis Colts 2002-15, joined Dolphins in 2016.



BEN JOHNSON ASSISTANT WIDE RECEIVERS

Born May 11, 1986, Charleston, S.C.
Quarterback North Carolina 2004-08. No pro playing experience. College coach: Boston College 2010-11. Pro coach: Joined Dolphins in 2012.



DANNY BARRETT RUNNING BACKS

Born December 18, 1961, Boynton Beach, Fla.
Quarterback Cincinnati 1979-82. Pro quarterback Calgary Stampeders 1983-85, 1990-91, 1996, Toronto Argonauts 1985-88, BC Lions 1992-93, 1998, Ottawa Rough Riders 1994-95. College coach: Buffalo 2007-09, Central Florida 2011-15. Pro coach: Calgary Stampeders 1997, BC Lions 1998-99, Saskatchewan Roughriders 2000-06, joined Dolphins in 2016.



CHRIS KUPER OFFENSIVE QUALITY CONTROL

Born December 19, 1982, Anchorage, Alaska.
Guard North Dakota State 2001-05. Pro guard Denver Broncos 2006-13. No college or pro coaching experience.



SHANE DAY TIGHT ENDS

Born September 27, 1974, Manhattan, Kan.
Wide receiver Rhodes College 1995-96. No pro playing experience. College coach: Michigan 2005-06, Connecticut 2012-13. Pro coach: San Francisco 49ers 2007-09, Chicago Bears 2010-11, Washington Redskins 2014-15, joined Dolphins in 2016.



JEREMIAH WASHBURN ASSISTANT OFFENSIVE LINE

Born June 17, 1977, Boone, N.C.
Guard Arkansas 1998-2000. No pro playing experience. College coach: Arkansas 2000-01. Pro coach: Carolina Panthers 2002, Baltimore Ravens 2003-08, Detroit Lions 2009-15, joined Dolphins in 2016.



CHRIS FOERSTER OFFENSIVE LINE

Born October 12, 1961, Milwaukee, Wisc.
Center Colorado State 1979-1982. No pro playing experience. College coach: Colorado State 1983-87, Stanford 1988-1991, Minnesota 1992. Pro coach: Minnesota Vikings 1993-95, Tampa Bay Buccaneers 1996-2001, Indianapolis Colts 2002-03, Miami Dolphins 2004, Baltimore Ravens, 2005-07, San Francisco 49ers, 2008-09, 2015, Washington Redskins 2010-14, re-joined Dolphins in 2016.



DAVE PULOKA HEAD STRENGTH & CONDITIONING

Born January 12, 1979, Arlington, Mass.
Linebacker Holy Cross 1997-2000. No pro playing experience. College coach: Stevens Institute of Technology 2005, Virginia 2006. Pro coach: Atlanta Falcons 2007, joined Dolphins in 2008.



BO HARDEGREE QUARTERBACKS

Born July 5, 1984, Jackson, Tenn.
Quarterback Tennessee 2003-06. No pro playing experience. College coach: Duke 2008-10, Louisiana State 2011-13. Pro coach: Denver Broncos 2014, Chicago Bears, 2015, joined Dolphins in 2016.



JIM ARTHUR ASSISTANT STRENGTH & CONDITIONING

Born July 12, 1978, Cheshire, Conn.
Attended Springfield (Mass.) College. No college or pro playing experience. College coach: Springfield College 2000, Louisiana Tech 2001, Boston College 2002. Pro coach: Buffalo Bills 2002-04, Chicago Bears 2005-15, joined Dolphins in 2016.



SHAWN JEFFERSON WIDE RECEIVERS

Born February 22, 1969, Jacksonville, Fla.
Wide receiver Central Florida 1988-1990. Pro wide receiver San Diego Chargers 1991-95, New England Patriots 1996-99, Atlanta Falcons 2000-02, Detroit Lions 2003. No college coaching experience. Pro coach: Detroit Lions 2005-12, Tennessee Titans 2013-15, joined Dolphins in 2016.



TED RATH ASSISTANT STRENGTH & CONDITIONING

Born November 22, 1983, Monroe, Mich.
Linebacker Toledo 2003-06. No pro playing experience. College coach: Toledo 2007-09. Pro coach: Detroit Lions 2009-15, joined Dolphins in 2016.



2016 MIAMI DOLPHINS DEFENSIVE AND SPECIAL TEAMS COACHES



VANCE JOSEPH DEFENSIVE COORDINATOR

Born September 20, 1972, Marrero, La. Quarterback and running back Colorado 1990-94. Pro defensive back New York Jets 1995, Indianapolis Colts 1996. College coach: Colorado 1999-2001, 2002-03, Wyoming 2002, Bowling Green State 2004. Pro coach: San Francisco 49ers 2005-10, Houston Texans 2011-13, Cincinnati Bengals 2014-15, joined Dolphins in 2016.



LOU ANARUMO DEFENSIVE BACKS

Born August 18, 1966, Staten Island, N.Y. Attended Wagner. No college or pro playing experience. College coach: U.S. Merchant Marine Academy 1989-1990, 1992-94, Wagner 1990, Syracuse 1990-91, Harvard 1995-2000, Marshall 2001-03, Purdue 2004-11. Pro coach: Joined Dolphins in 2012.



CHARLIE BULLEN ASSISTANT LINEBACKERS

Born September 28, 1984, Palatine, Ill. No college or pro playing experience. College coach: Iowa 2007-11. Pro coach: Joined Dolphins in 2012.



MATT BURKE LINEBACKERS

Born March 25, 1976, Hudson, Mass. Safety Dartmouth 1994-97. No pro playing experience. College coach: Boston College 2000-02, Harvard 2003. Pro coach: Tennessee Titans 2006-08, Detroit Lions 2009-13, Cincinnati Bengals 2014-15, joined Dolphins in 2016.



DARONTE JONES ASSISTANT DEFENSIVE BACKS

Born November 11, 1978, Annapolis, Md. Defensive back Temple 1996, Morgan State 1997-2000. No pro playing experience. College coach: Lenoir-Rhyne 2001, Nicholls State 2002, Bowie State 2005-09, UCLA 2010, Hawaii 2012-14, Wisconsin. Pro coaching experience: Montreal Alouettes 2011, joined Dolphins in 2016.



RUSTY MCKINNEY DEFENSIVE QUALITY CONTROL

Born October 17, 1980, Fairfax County, Va. Linebacker Towson 1998-2001. No pro playing experience. College coach: Saint Anselm 2008, Bentley University 2009-13. Pro coach: Cleveland Browns 2014-15, joined Dolphins in 2016.



JIM WASHBURN SR. DEFENSIVE ASST./PASS RUSH SPECIALIST

Born December 2, 1949, Shelby, N.C. Defensive line Gardner Webb 1970-73. No pro playing experience. College coach: Southern Methodist 1976, Lees-McRae 1977-78, Livingston 1979, New Mexico 1980-82, South Carolina 1983-88, Arkansas 1994-97, Houston 1998. Pro coach: Tennessee Titans 1999-2010, Philadelphia Eagles 2011-12, Detroit Lions 2013-15, joined Dolphins in 2016.



TERRELL WILLIAMS DEFENSIVE LINE

Born June 19, 1974, Los Angeles, Calif. Nose guard East Carolina 1995-98. No pro playing experience. College coach: Fort Scott (Kan.) C.C. 1998, North Carolina A&T 1999-2001, Youngstown State 2002-03, Akron 2004-05, Purdue 2006-09, Texas A&M 2010-11, Florida 2015. Pro coach: Oakland Raiders 2012-14, joined Dolphins in 2015.



DARREN RIZZI ASST. HEAD COACH/SPECIAL TEAMS COORD.

Born July 21, 1970, Hillsdale, N.J. Tight End Rhode Island 1988-1991. College coach: Rhode Island 1992, Colgate 1993, New Haven 1993-97, Northeastern 1998, New Haven 1999-2001 (head coach), Rutgers 2002-07, Rhode Island 2008 (head coach). Pro coach: Joined Dolphins in 2009.



MARWAN MAALOUF ASSISTANT SPECIAL TEAMS

Born November 26, 1976, Strongsville, Ohio. Guard Baldwin-Wallace 1997-99. No pro playing experience. College coach: Baldwin-Wallace 2000, Fordham 2001, Rutgers 2002-03. Pro coach: Cleveland Browns 2004-06, Baltimore Ravens 2008-11, Indianapolis Colts 2012, joined Dolphins in 2013.




JAY KAISER ASSISTANT TO THE HEAD COACH

Born April 8, 1974, Liberal, Kansas. Attended Bethany. No college or pro playing experience. College coach: Bethany 1993-96, Northwest Missouri State 1997-98, Northern Iowa 1999, Toledo 2001, Kansas State 2002-08. Pro coach: Tampa Bay Buccaneers 2009-11, joined Dolphins in 2012.



PLAYER BIOS





24 // S

ISA

ABDUL-QUDDUS

HT: 6-1 // WT: 196 // BORN: 8/3/89
 COLLEGE: FORDHAM '11 // ACQUIRED: UFA, 2016
 NFL: SIXTH SEASON // DOLPHINS: FIRST SEASON

KEY TRANSACTIONS

- Signed with the Dolphins as an unrestricted free agent from Detroit on 3/11/16
- Originally signed by New Orleans as an undrafted college free agent on 7/27/11

(four solo) vs. **San Francisco (11/27)** ... Recorded seven tackles (five solo) in the 14-10 win at **Los Angeles (11/20)** ... Made six tackles (five solo) in the 31-24 victory at **San Diego (11/13)** ... Recorded four tackles (two solo) vs. **N.Y. Jets (11/6)** ... Tallied three solo tackles and one pass defended in the 28-25 victory vs. **Buffalo (10/23)** ... Broke up a QB Tyrod Taylor pass intended for WR Marquise Goodwin on third-and-10 in the fourth quarter, forcing Buffalo to punt ... Recorded two solo tackles, one interception and one pass defended vs. **Pittsburgh (10/16)** ... Intercepted a QB Ben Roethlisberger pass intended for WR Sammie Coates and returned it 7 yards ... Totaled five tackles (three solo) vs. **Tennessee (10/9)** ... Registered six tackles (two solo) at **Cincinnati (9/29)** ... Registered eight tackles (four solo) at **New England (9/18)** ... Also served as a game captain ... Recorded eight tackles (three solo), one interception and two passes defended at **Seattle (9/11)** ... Intercepted a QB Russell Wilson pass for a 9-yard return in the second quarter ... Broke up a QB Russell Wilson pass intended for WR Doug Baldwin on fourth-and-inches in the third quarter.

ISA ABDUL-QUDDUS' NFL REGULAR SEASON STATISTICS

YEAR	TEAM	GP	GS	TACKLES					INTERCEPTIONS					FUMBLES		
				TOT	SOLO	ASST	SK	YDS	NO	YDS	LG	TD	PD	FF	FR	YDS
2011	New Orleans	16	1	7	6	1	0.0	0.0	0	0	0	0	1	3	0	0
2012	New Orleans	15	3	38	28	10	0.0	0.0	2	12	12	0	8	0	1	0
2013	New Orleans	11	0	7	6	1	0.0	0.0	0	0	0	0	1	0	0	0
2014	Detroit	16	4	29	19	10	0.0	0.0	0	0	0	0	2	0	0	0
2015	Detroit	16	8	55	40	15	1.0	1.0	0	0	0	0	6	1	0	0
2016	Miami	15	15	77	49	28	1.0	2.0	2	16	9	0	5	0	0	0
NFL TOTALS		89	31	213	148	65	2.0	3.0	4	28	12	0	23	4	1	0

2016 GAME-BY-GAME STATISTICS

DATE	OPPONENT	P/S	TCK	SOLO	AST	SK	YDS	INT	YDS	PD	FF	FR
9/11	at Seattle	1/1	8	3	5	0.0	0.0	1	9	2	0	0
9/18	at New England	1/1	8	4	4	0.0	0.0	0	0	0	0	0
9/25	CLEVELAND	1/1	2	2	0	0.0	0.0	0	0	0	0	0
9/29	at Cincinnati	1/1	6	2	4	0.0	0.0	0	0	0	0	0
10/9	TENNESSEE	1/1	5	3	2	0.0	0.0	0	0	0	0	0
10/16	PITTSBURGH	1/1	2	2	0	0.0	0.0	1	7	1	0	0
10/23	BUFFALO	1/1	3	3	0	0.0	0.0	0	0	1	0	0
11/6	N.Y. JETS	1/1	4	2	2	0.0	0.0	0	0	0	0	0
11/13	at San Diego	1/1	6	5	1	0.0	0.0	0	0	0	0	0
11/20	at Los Angeles	1/1	7	5	2	0.0	0.0	0	0	0	0	0
11/27	SAN FRANCISCO	1/1	7	4	3	0.0	0.0	0	0	0	0	0
12/4	at Baltimore	1/1	10	7	3	0.0	0.0	0	0	1	0	0
12/11	ARIZONA	1/1	1	1	0	0.0	0.0	0	0	0	0	0
12/17	at N.Y. Jets	1/1	5	4	1	1.0	2.0	0	0	0	0	0
12/24	at Buffalo	1/1	3	2	1	0.0	0.0	0	0	0	0	0
1/1/17	NEW ENGLAND							INJURED RESERVE				
2016 TOTALS		15/15	77	49	28	1.0	2.0	2	16	5	0	0

DATE	OPPONENT	P/S	TCK	SOLO	AST	SK	YDS	INT	YDS	PD	FF	FR
1/8/17	at Pittsburgh							INJURED RESERVE				

SINGLE-GAME HIGHS


CAREER HIGHS

Tackles:	11	vs. Green Bay (12/3/15)
Sacks:	1	twice, last: at N.Y. Jets (12/17/16)
Interceptions:	1	four times, last: vs. Pittsburgh (10/16/16)
Passes Defended:	3	vs. Carolina (12/30/12)
Forced Fumbles:	1	four times, last: vs. GB (12/3/15)
Fumble Recoveries:	1	vs. Philadelphia (11/5/12)

SEASON HIGHS

Tackles:	10	at Baltimore (12/4/16)
Sacks:	1	at N.Y. Jets (12/17/16)
Interceptions:	1	twice, last: vs. Pittsburgh (10/16/16)
Passes Defended:	2	at Seattle (9/11/16)
Forced Fumbles:	—	
Fumble Recoveries:	—	





35 // S

WALT AIKENS

HT: 6-1 // WT: 218 // BORN: 6/19/91
 COLLEGE: LIBERTY '14 // ACQUIRED: D4, 2014
 NFL: THIRD SEASON // DOLPHINS: THIRD SEASON

KEY TRANSACTIONS

- Originally a fourth-round selection (125th overall) of the Dolphins in the 2014 NFL Draft

2016 - Played in 15 games ... Inactive for one game ... Downed a P Matt Darr punt at the Buffalo 16-yard line at **Buffalo (12/24)** ... Recorded one assisted special teams tackle and one blocked punt at **N.Y. Jets (12/17)** ... Blocked a P Lachlan Edwards punt and returned it 11 yards for a touchdown in the third quarter, extending Miami's lead to 20-10 ... Returned a defensive two-point conversion following a DT Jordan Phillips blocked PAT in the fourth quarter to

extend Miami's lead to 23-15 vs. **Arizona (12/11)**.

POSTSEASON: Recorded one special teams tackle in the AFC Wild Card game at **Pittsburgh (1/8/17)**.

WALT AIKENS' NFL REGULAR SEASON STATISTICS

YEAR	TEAM	GP	GS	TACKLES					INTERCEPTIONS					FUMBLES		
				TOT	SOLO	ASST	SK	YDS	NO	YDS	LG	TD	PD	FF	FR	YDS
2014	Miami	15	0	9	7	2	0.0	0.0	1	43	43	0	1	0	0	0
2015	Miami	16	4	20	15	5	0.0	0.0	0	0	0	0	0	0	0	0
2016	Miami	15	0	0	0	0	0.0	0.0	0	0	0	0	0	0	0	0
NFL TOTALS		46	4	29	22	7	0.0	0.0	1	43	43	0	1	0	0	0

WALT AIKENS' NFL PLAYOFF STATISTICS

YEAR	TEAM	GP	GS	TACKLES					INTERCEPTIONS					FUMBLES		
				TOT	SOLO	ASST	SK	YDS	NO	YDS	LG	TD	PD	FF	FR	YDS
2016	Miami	1	0	0	0	0	0.0	0.0	0	0	0	0	0	0	0	0
NFL TOTALS		1	0	0	0	0	0.0	0.0	0	0	0	0	0	0	0	0

2016 GAME-BY-GAME STATISTICS

DATE	OPPONENT	P/S	TCK	SOLO	AST	SK	YDS	INT	YDS	PD	FF	FR
9/11	at Seattle	1/0	0	0	0	0.0	0.0	0	0	0	0	0
9/18	at New England	1/0	0	0	0	0.0	0.0	0	0	0	0	0
9/25	CLEVELAND	1/0	0	0	0	0.0	0.0	0	0	0	0	0
9/29	at Cincinnati	1/0	0	0	0	0.0	0.0	0	0	0	0	0
10/9	TENNESSEE	1/0	0	0	0	0.0	0.0	0	0	0	0	0
10/16	PITTSBURGH						INACTIVE					
10/23	BUFFALO	1/0	0	0	0	0.0	0.0	0	0	0	0	0
11/6	N.Y. JETS	1/0	0	0	0	0.0	0.0	0	0	0	0	0
11/13	at San Diego	1/0	0	0	0	0.0	0.0	0	0	0	0	0
11/20	at Los Angeles	1/0	0	0	0	0.0	0.0	0	0	0	0	0
11/27	SAN FRANCISCO	1/0	0	0	0	0.0	0.0	0	0	0	0	0
12/4	at Baltimore	1/0	0	0	0	0.0	0.0	0	0	0	0	0
12/11	ARIZONA	1/0	0	0	0	0.0	0.0	0	0	0	0	0
12/17	at N.Y. Jets	1/0	0	0	0	0.0	0.0	0	0	0	0	0
12/24	at Buffalo	1/0	0	0	0	0.0	0.0	0	0	0	0	0
1/1/17	NEW ENGLAND	1/0	0	0	0	0.0	0.0	0	0	0	0	0
2016 TOTALS		15/0	0	0	0	0.0	0.0	0	0	0	0	0

DATE	OPPONENT	P/S	TCK	SOLO	AST	SK	YDS	INT	YDS	PD	FF	FR
1/8/17	at Pittsburgh	1/0	0	0	0	0.0	0.0	0	0	0	0	0

SINGLE-GAME HIGHS


CAREER HIGHS

Tackles:	6	at Philadelphia (11/15/15)
Sacks:	—	
Interceptions:	1	at Oakland (9/28/14)
Passes Defensed:	1	at Oakland, 9/28/14
Forced Fumbles:	—	
Fumble Recoveries:	—	

SEASON HIGHS

Tackles:	—
Sacks:	—
Interceptions:	—
Passes Defensed:	—
Forced Fumbles:	—
Fumble Recoveries:	—





23 // RB

JAY AJAYI

HT: 6-0 // WT: 229 // BORN: 6/15/93
 COLLEGE: BOISE STATE '15 // ACQUIRED: D5B, 2015
 NFL: SECOND SEASON // DOLPHINS: SECOND SEASON

KEY TRANSACTIONS

- Originally a fifth-round selection (149th overall) of the Dolphins in the 2015 NFL Draft

2016 - Played in 15 games with 12 starts ... Inactive for one game ... Rushed 260 times for 1,272 yards (4.9 avg.) and eight touchdowns ... Also recorded 27 receptions for 151 yards (5.6 avg.) ... The 1,272 rushing yards were the third-most in Dolphins single-season history ... Ranked No. 4 in the NFL with 1,272 rushing yards and No. 7 in the league with a 4.89 rushing average ... Carried the ball 16 times for 59 yards (3.7 avg.) and caught three receptions for 20 yards (6.7 avg.) vs. **New England (1/1/17)** ... Rushed a career-high 32 times for 206 yards

(6.4 avg.) and one touchdown in the 34-31 win at **Buffalo (12/24)** ... Also recorded one catch for 3 yards ... Became just the fourth player in NFL history to ever rush for 200 yards in three-plus games in the same season, joining RB Tiki Barber (2005), Earl Campbell (1980) and O.J. Simpson (1973) ... Also the fourth NFL player to ever rush for more than 420 yards in a single season against the same opponent, joining Jamal Lewis in 2003 (500 vs. Cleveland), O.J. Simpson in 1973 (469 vs. New England) and LaDainian Tomlinson in 2003 (430 vs. Oakland) ... Scored the first points of the day on his 2-yard touchdown run with 6:14 left in the first quarter to give Miami a 7-0 lead ... Carried the ball 19 times for 51 yards (2.7 avg.) at **N.Y. Jets (12/17)** ... Eclipsed the 1,000-yard rushing mark for the first time in his career ... He is the 10th player in Dolphins history to ever rush for 1,000 yards and it is the 14th time the Dolphins have produced a 1,000-yard rusher ... Also served as a game captain ... Rushed 20 times for 48 yards (2.4 avg.) in the 26-23 victory vs. **Arizona (12/11)** ... Also caught one pass for 15 yards ... Carried the ball 12 times for 61 yards (5.1 avg.) at **Baltimore (12/4)** ... Also recorded a career-high six receptions for 26 yards (4.3 avg.) ... Rushed 18 times for 45 yards (2.5 avg.) and one touchdown vs. **San Francisco (11/27)** ... Also caught one pass for 11 yards ... Scored on a 2-yard run in the second quarter to tie the game 7-7 ... Longest run on the day was for 18 yards ... Served as a game captain ... Carried the ball 16 times for 77 yards (4.8 avg.) in the 14-10 win at **Los Angeles (11/20)** ... Also caught three passes for 7 yards (2.3 avg.) ... Rushed 19 times for 79 yards (4.2 avg.) and recorded one reception for 1 yard in the 31-24 win at **San Diego (11/13)** ... Broke out a 40-yard run in the third quarter on second-and-5, setting up a RB Damien Williams touchdown catch to give Miami a 21-17 lead ... Carried the ball 24 times for 111 yards (4.6 avg.) and one touchdown in the 27-23 victory vs. **N.Y. Jets (11/6)** ... Also caught three passes for 19 yards (6.3 avg.) ... Ran for a 20-yard touchdown in the first quarter to put Miami up 7-3 ... This marked his third-consecutive game with 100-plus rushing yards ... His 529 rushing yards in Weeks 6-9 are the third most over a three-game span in a single season by a Dolphin ... Rushed 28 times for a career-high 214 yards (7.6 avg.) and one touchdown in the 28-25 victory vs. **Buffalo (10/23)** ... Also caught one pass for 2 yards ... With his 214 rushing yards, Ajayi became the fourth player (fifth time overall) in NFL history to rush for 200 yards in consecutive games, joining O.J. Simpson (1973 & 1976), Earl Campbell (1980) and Ricky Williams (2002) ... Had nine runs of 10-plus yards, which is tied for the third highest single-game total in the NFL since 1960 ... His 214 rushing yards were the third-most in Dolphins history (including playoffs) ... Rushed 25 times for 204 yards (8.2 avg.) and two touchdowns vs. **Pittsburgh (10/16)** ... Also caught one pass for 3 yards ... His 204 rushing yards are the sixth-most in Dolphins history (including playoffs) ... Ran for a 62-yard touchdown (a career long) in the fourth quarter ... His average of 8.16 yards per carry is the second-highest by a Dolphins running back in a single game ... Made first career start vs. **Tennessee (10/9)** ... Rushed 13 times for 42 yards (3.2 avg.) and one touchdown ... Scored on a 4-yard run in the second quarter to tie the game ... Led the team with six carries for 33 yards (5.5 avg.) at **Cincinnati (9/29)** ... Also caught two passes for 13 yards (6.5 avg.) ... Rushed seven times for 28 yards (4.0 avg.) and one touchdown vs. **Cleveland (9/25)** ... His 11-yard touchdown run in overtime sealed the Dolphins' 30-24 victory ... Rushed five times for 14 yards (2.8 avg.) at **New England (9/18)** ... Also hauled in four catches for 31 yards (7.8 avg.) ... Inactive at **Seattle (9/11)**.

POSTSEASON: Rushed 16 times for 33 yards (2.1 avg.) in the AFC Wild Card game at **Pittsburgh (1/8/17)** ... Also caught three receptions for 12 yards (4.0 avg.) ... Served as a game captain.

HONORS: Became the third player in Dolphins history to be named Player of the Week three times in a season, joining CB Sam Madison (1999) and QB Dan Marino (1984) ... Named the Week 16 AFC Offensive Player of the Week and FedEx Ground Player of the Week ... Earned AFC Offensive Player of the Week Honors for his Week 7 performance ... Became the first Dolphins player to win back-to-back Player of the Week awards ... Also named FedEx Ground NFL Player of the Week for Week 7 ... Earned AFC Offensive Player of the Week honors and named FedEx Ground NFL Player of the Week for Week 6 ... Awarded the Dan Marino Most Valuable Player Award, as voted on by his teammates.

JAY AJAYI'S NFL REGULAR SEASON STATISTICS

YEAR	TEAM	GP	GS	RUSHING					RECEIVING				
				ATT	YDS	AVG	LG	TD	NO	YDS	AVG	LG	TD
2015	Miami	9	0	49	187	3.8	24	1	7	90	12.9	20	0
2016	Miami	15	12	260	1,272	4.9	62t	8	27	151	5.6	15	0
NFL TOTALS		24	12	309	1,459	4.7	62t	9	34	241	7.1	20	0

JAY AJAYI'S NFL PLAYOFF STATISTICS

YEAR	TEAM	GP	GS	RUSHING					RECEIVING				
				ATT	YDS	AVG	LG	TD	NO	YDS	AVG	LG	TD
2016	Miami	1	1	16	33	2.1	8	0	3	12	4.0	5	0
NFL TOTALS		1	1	16	33	2.1	8	0	3	12	4.0	5	0



2016 GAME-BY-GAME STATISTICS

DATE	OPPONENT	P/S	RUSHING					RECEIVING					W/L	SCORE
			ATT	YDS	AVG	LG	TD	NO	YDS	AVG	LG	TD		
9/11	at Seattle			INACTIVE										
9/18	at New England	1/0	5	14	2.8	8	0	4	31	7.8	11	0	L	24-31
9/25	CLEVELAND	1/0	7	28	4.0	11t	1	0	0	0.0	0	0	W	30-24 (OT)
9/29	at Cincinnati	1/0	6	33	5.5	11	0	2	13	6.5	11	0	L	7-22
10/9	TENNESSEE	1/1	13	42	3.2	9	1	0	0	0.0	0	0	L	17-30
10/16	PITTSBURGH	1/1	25	204	8.2	62t	2	1	3	3.0	3	0	W	30-15
10/23	BUFFALO	1/1	28	214	7.6	53	1	1	2	2.0	2	0	W	28-25
11/6	N.Y. JETS	1/1	24	111	4.6	20t	1	3	19	6.3	10	0	W	27-23
11/13	at San Diego	1/1	19	79	4.2	40	0	1	1	1.0	1	0	W	31-24
11/20	at Los Angeles	1/1	16	77	4.8	36	0	3	7	2.3	8	0	W	14-10
11/27	SAN FRANCISCO	1/1	18	45	2.5	18	1	1	11	11.0	11	0	W	31-24
12/4	at Baltimore	1/1	12	61	5.1	19	0	6	26	4.3	13	0	L	6-38
12/11	ARIZONA	1/1	20	48	2.4	13	0	1	15	15.0	15	0	W	26-23
12/17	at N.Y. Jets	1/1	19	51	2.7	8	0	0	0	0.0	0	0	W	34-14
12/24	at Buffalo	1/1	32	206	6.4	57	1	1	3	3.0	3	0	W	34-31 (OT)
1/1/17	NEW ENGLAND	1/1	16	59	3.7	11	0	3	20	6.7	11	0	L	14-35
2016 TOTALS		15/12	260	1,272	4.9	62t	8	27	151	5.6	15	0		

DATE	OPPONENT	P/S	ATT	YDS	AVG	LG	TD	NO	YDS	AVG	LG	TD	W/L	SCORE
1/8/17	at Pittsburgh	1/1	16	33	2.1	8	0	3	12	4.0	5	0	L	12-30

SINGLE-GAME HIGHS


CAREER HIGHS

Rushes:	32	at Buffalo (12/24/16)
Rushing Yards:	214	vs. Buffalo (10/23/16)
Longest Run:	62t	vs. Pittsburgh (10/16/16)
TD Runs:	2	vs. Pittsburgh (10/16/16)
Receptions:	6	at Baltimore (12/4/16)
Receiving Yards:	52	at N.Y. Jets (11/29/15)
Longest Reception:	20	vs. Dallas (11/22/15)
TD Receptions:	—	

SEASON HIGHS

Rushes:	32	at Buffalo (12/24/16)
Rushing Yards:	214	vs. Buffalo (10/23/16)
Longest Run:	62t	vs. Pittsburgh (10/16/16)
TD Runs:	2	vs. Pittsburgh (10/16/16)
Receptions:	6	at Baltimore (12/4/16)
Receiving Yards:	31	at New England (9/18/16)
Longest Reception:	15	vs. Arizona (12/11/16)
TD Receptions:	—	





76 // T

BRANDEN ALBERT

HT: 6-5 // WT: 314 // BORN: 11/4/84
 COLLEGE: VIRGINIA '08 // ACQUIRED: UFA, 2014 (KC)
 NFL: NINTH SEASON // DOLPHINS: THIRD SEASON

KEY TRANSACTIONS

- Signed by the Dolphins as an unrestricted free agent on 3/12/14
- Originally a first-round selection (15th overall) of Kansas City in the 2008 NFL Draft

touchdowns (8) ... Ajayi's 1,272 rushing yards were the third-most in Dolphins history ... Started vs. **New England (1/1/17)** ... QB Matt Moore completed 24-of-34 passes (70.6 pct.) for 205 yards and two touchdowns ... Started in the 34-31 win at **Buffalo (12/24)** ... Blocked for RB Jay Ajayi who rushed a career-high 32 times for 206 yards (6.4 avg.) and one touchdown ... Also protected QB Matt Moore who completed 16-of-30 passes (53.3 pct.) for 233 yards and two touchdowns ... O-line did not allow a sack on the day ... Started in the 34-13 victory at **N.Y. Jets (12/17)** ... Protected QB Matt Moore in his first start since 2011 ... Moore completed 12-of-18 (66.7 pct.) throws for 236 yards and a career-high four touchdowns ... Moore also earned a 126.2 QB rating, the fourth highest of his career ... Started in the 26-23 win vs. **Arizona (12/11)** ... Protected QB Ryan Tannehill who completed 15-of-20 (75.0 pct.) passes for 195 yards, three touchdowns and a 124.0 QB rating ... This marked Tannehill's third game of the season with three-plus touchdown passes ... Returned to action at **Baltimore (12/4)** ... QB Ryan Tannehill completed 29-of-40 passes (72.5 pct.) for 225 yards and one touchdown ... Started in the 31-24 win at **San Diego (11/13)** ... QB Ryan Tannehill completed 17-of-24 throws (70.1 pct.) for 240 yards and two touchdowns ... Tannehill posted a season high 130.6 QB rating ... Also blocked for a run game that amassed 106 yards and one touchdown on 25 attempts (4.2 avg.) ... Started in the 27-23 victory vs. **N.Y. Jets (11/6)** ... Blocked for RB Jay Ajayi who carried the ball 24 times for 111 yards (4.6 avg.) and one touchdown ... This was the third consecutive game Ajayi topped the 100-yard rushing mark ... Started in the 28-25 win vs. **Buffalo (10/23)** ... Blocked for RB Jay Ajayi who rushed for a career-high 214 yards, the third most in a single game in franchise history ... Returned to action in the 30-15 victory vs. **Pittsburgh (10/16)** ... Protected QB Ryan Tannehill who completed 24-of-32 throws (75.0 pct.), earning a 97.4 QB rating ... Part of an o-line that did not allow a sack on the day ... Also blocked for RB Jay Ajayi who rushed for 204 yards, the sixth-most in a single game in team history ... Started vs. **Cleveland (9/25)** ... Protected QB Ryan Tannehill who completed 25-of-39 passes (64.1 pct.) for 319 yards and three touchdowns ... Also blocked for a Dolphins run game that rushed for 115 yards and one touchdown on 25 attempts (4.6 avg.) ... Started at **New England (9/18)** ... Blocked for QB Ryan Tannehill who completed 32-of-45 passes for 387 yards and two touchdowns ... O-line did not allow a sack in the game ... Served as a game captain.

POSTSEASON: Started in the AFC Wild Card game at **Pittsburgh (1/8/17)** ... QB Matt Moore completed 29-of-36 passes (80.5 pct.) for 289 yards and one touchdown.


BRANDEN ALBERT'S NFL REGULAR SEASON STATISTICS

GAMES/STARTS: (Kansas City) 2008: 15/15, 2009: 14/14, 2010: 15/15, 2011: 16/16, 2012: 13/11, 2013: 12/12, (Miami) 2014: 9/9, 2015: 14/14, 2016: 12/12 **NFL TOTALS: 120/118**

BRANDEN ALBERT'S NFL PLAYOFF STATISTICS

GAMES/STARTS: (Kansas City) 2010: 1/1, 2013: 1/1, (Miami) 2016: 1/1 **NFL TOTALS: 3/3**





47 // LB

KIKO ALONSO

HT: 6-3 // WT: 239 // BORN: 8/14/90
 COLLEGE: OREGON '13 // ACQUIRED: T, 2016 (PHI.)
 NFL: FOURTH SEASON // DOLPHINS: FIRST SEASON

KEY TRANSACTIONS

- Acquired by the Dolphins in a trade (Phi.) on 3/9/16
- Originally a second-round selection (46th overall) by Buffalo in the 2013 NFL Draft

2016 - Started 15 games ... Inactive for one game due to injury ... Recorded 115 tackles (69 solo), two interceptions, four passes defended, one forced fumble and four fumble recoveries ... His 115 total tackles led the team and were ninth in the AFC ... Tied for first in the NFL with four defensive fumble recoveries ... Registered seven tackles (five solo) at **Buffalo (12/24)** ... Also served as a game

captain ... Led the team with six tackles (three solo) at **N.Y. Jets (12/17)** ... His performance pushed him over the 100-tackle plateau for the season and the 300-tackle mark for his career ... Led the team with 11 tackles (four solo), one interception and one fumble recovery in the 31-24 win vs. **San Francisco (11/27)** ... Became the first Dolphins linebacker since at least 1993 to recover a fumble and intercept a pass in the same game ... Recovered a TE Garrett Celek fumble that was forced by CB Byron Maxwell in the second quarter ... Intercepted a QB Colin Kaepernick pass intended for WR Torrey Smith and returned the ball 10 yards in the third quarter ... Tackled QB Colin Kaepernick with DT Ndamukong Suh at Miami's 2-yard line to end the game ... Led the team with eight tackles (six solo), one forced fumble and one fumble recovery in the 14-10 win at **Los Angeles (11/20)** ... Forced a fumble by TE Lance Kendricks and recovered the ball in the third quarter ... Registered four solo tackles and one interception in the 31-24 victory at **San Diego (11/13)** ... Intercepted QB Philip Rivers with 1:01 remaining in the fourth quarter and returned it 60 yards for a touchdown, sealing Miami's 31-24 win ... This was his first career touchdown and first interception of the season ... Recorded five solo tackles and two passes defended vs. **N.Y. Jets (11/6)** ... Broke up a QB Ryan Fitzpatrick pass intended for WR Quincy Enunwa in the first quarter ... Also defended a QB Ryan Fitzpatrick pass intended for RB Matt Forte in the fourth quarter on third-and-1, forcing the Jets to punt ... Led the team with six tackles (five solo) in the 28-25 victory vs. **Buffalo (10/23)** ... Led the team with 12 tackles (eight solo) vs. **Tennessee (10/9)** ... Recorded eight tackles (five solo) at **Cincinnati (9/29)** ... Served as a game captain ... Recorded 11 tackles (four solo) and one fumble recovery at **New England (9/18)** ... Made Dolphins debut at **Seattle (9/11)** ... Recorded 11 tackles (three solo) and one forced fumble ... Recovered a QB Russell Wilson fumble for 2 yards in the fourth quarter.

POSTSEASON: Started in the AFC Wild Card game at **Pittsburgh (1/8/17)** ... Recorded six tackles (one solo).

KIKO ALONSO'S NFL REGULAR SEASON STATISTICS

YEAR	TEAM	GP	GS	TACKLES					INTERCEPTIONS					FUMBLES		
				TOT	SOLO	ASST	SK	YDS	NO	YDS	LG	TD	PD	FF	FR	YDS
2013	Buffalo	16	16	159	87	72	2.0	17.0	4	38	32	0	4	1	2	0
2014	Buffalo			INJURED RESERVE												
2015	Philadelphia	11	1	43	30	13	0.0	0.0	1	0	0	0	1	0	0	0
2016	Miami	15	15	115	69	46	0.0	0.0	2	70	60t	1	4	1	4	2
NFL TOTALS		42	32	317	186	131	2.0	17.0	7	108	60t	1	9	2	6	2

KIKO ALONSO'S NFL PLAYOFF STATISTICS

YEAR	TEAM	GP	GS	TACKLES					INTERCEPTIONS					FUMBLES		
				TOT	SOLO	ASST	SK	YDS	NO	YDS	LG	TD	PD	FF	FR	YDS
2016	Miami	1	1	6	1	5	0.0	0.0	0	0	0	0	0	0	0	0
NFL TOTALS		1	1	6	1	5	0.0	0.0	0	0	0	0	0	0	0	0



2016 GAME-BY-GAME STATISTICS

DATE	OPPONENT	P/S	TCK	SOLO	AST	SK	YDS	INT	YDS	PD	FF	FR
9/11	at Seattle	1/1	11	3	8	0.0	0.0	0	0	0	0	1
9/18	at New England	1/1	11	4	7	0.0	0.0	0	0	0	0	1
9/25	CLEVELAND	1/1	8	6	2	0.0	0.0	0	0	0	0	0
9/29	at Cincinnati	1/1	8	5	3	0.0	0.0	0	0	0	0	0
10/9	TENNESSEE	1/1	12	8	4	0.0	0.0	0	0	0	0	0
10/16	PITTSBURGH	1/1	6	3	2	0.0	0.0	1/0	0	0	0	0
10/23	BUFFALO	1/1	6	5	1	0.0	0.0	0	0	0	0	0
11/6	N.Y. JETS	1/1	5	5	0	0.0	0.0	0	0	2	0	0
11/13	at San Diego	1/1	4	4	0	0.0	0.0	1	60	1	0	0
11/20	at Los Angeles	1/1	8	6	2	0.0	0.0	0	0	0	1	1
11/27	SAN FRANCISCO	1/1	11	4	7	0.0	0.0	1	10	1	0	1
12/4	at Baltimore	1/1	7	6	1	0.0	0.0	0	0	0	0	0
12/11	ARIZONA						INACTIVE					
12/17	at N.Y. Jets	1/1	6	3	3	0.0	0.0	0	0	0	0	0
12/24	at Buffalo	1/1	7	5	2	0.0	0.0	0	0	0	0	0
1/1/17	NEW ENGLAND	1/1	5	2	3	0.0	0.0	0	0	0	0	0
2016 TOTALS		15/15	115	69	46	0.0	0.0	2	70	4	1	4

DATE	OPPONENT	P/S	TCK	SOLO	AST	SK	YDS	INT	YDS	PD	FF	FR
1/8/17	at Pittsburgh	1/1	6	1	5	0.0	0.0	0	0	0	0	0

SINGLE-GAME HIGHS

CAREER HIGHS

Tackles:	22	vs. Cincinnati (10/13/13)
Sacks:	1	twice, last: vs. Kansas City (11/3/13)
Interceptions:	2	vs. Baltimore (9/29/13)
Passes Defensed:	2	twice, last: vs. N.Y. Jets (11/6/16)
Forced Fumbles:	1	twice, last: at Los Angeles (11/20/16)
Fumble Recoveries:	1	six times, last: vs. San Francisco (11/27/16)

SEASON HIGHS

Tackles:	12	vs. Tennessee (10/9/16)
Sacks:	—	
Interceptions:	1	twice, last: vs. San Francisco (11/27/16)
Passes Defensed:	2	vs. N.Y. Jets (11/6/16)
Forced Fumbles:	1	at Los Angeles (11/20/16)
Fumble Recoveries:	1	four times, last: vs. San Francisco (11/27/16)





33 // CB

BENÉ BENWIKERE

HT: 6-0 // WT: 200 // BORN: 9/3/91
 COLLEGE: SAN JOSE STATE '14 // ACQUIRED: WAI., 2016
 NFL: THIRD SEASON // DOLPHINS: FIRST SEASON

KEY TRANSACTIONS

- Acquired off waivers by the Dolphins on 10/10/16
- Originally was a fifth-round selection (148th overall) of Carolina in the 2014 NFL Draft

2016 - Started four games for Carolina ... Inactive for three games with Miami ... Recorded 10 tackles (eight solo), one interception and four passes defended for Carolina ... Signed to the Dolphins' practice squad on 11/10 ... Waived by the Dolphins on 11/8 ... Acquired off waivers by the Dolphins on 10/10 ... Played in and started four games for Carolina.

BENÉ BENWIKERE'S NFL REGULAR SEASON STATISTICS

YEAR	TEAM	GP	GS	TACKLES					INTERCEPTIONS					FUMBLES		
				TOT	SOLO	ASST	SK	YDS	NO	YDS	LG	TD	PD	FF	FR	YDS
2014	Carolina	10	6	33	24	9	0.0	0.0	1	0	0	0	7	1	2	6
2015	Carolina	13	4	59	44	15	1.0	9.0	0	0	0	0	9	1	1	0
2016	Carolina/Miami	4	4	10	8	2	0.0	0.0	1	1	1	0	4	0	0	0
NFL TOTALS		27	14	102	76	26	1.0	9.0	2	1	1	0	20	2	3	6

2016 GAME-BY-GAME STATISTICS

DATE	OPPONENT	P/S	TCK	SOLO	AST	SK	YDS	INT	YDS	PD	FF	FR
9/11	at Seattle								NOT ON ROSTER			
9/18	at New England								NOT ON ROSTER			
9/25	CLEVELAND								NOT ON ROSTER			
9/29	at Cincinnati								NOT ON ROSTER			
10/9	TENNESSEE								NOT ON ROSTER			
10/16	PITTSBURGH								INACTIVE			
10/23	BUFFALO								INACTIVE			
11/6	N.Y. JETS								INACTIVE			
11/13	at San Diego								PRACTICE SQUAD			
11/20	at Los Angeles								PRACTICE SQUAD			
11/27	SAN FRANCISCO								PRACTICE SQUAD			
12/4	at Baltimore								PRACTICE SQUAD			
12/11	ARIZONA								PRACTICE SQUAD			
12/17	at N.Y. Jets								PRACTICE SQUAD			
12/24	at Buffalo								PRACTICE SQUAD			
1/1/17	NEW ENGLAND								PRACTICE SQUAD			

2016 TOTALS

DATE	OPPONENT	P/S	TCK	SOLO	AST	SK	YDS	INT	YDS	PD	FF	FR
1/8/17	at Pittsburgh								PRACTICE SQUAD			


SINGLE-GAME HIGHS

CAREER HIGHS

Tackles:	8	twice, last: vs. Indianapolis (11/2/15)
Sacks:	1	vs. Washington (11/22/15)
Interceptions:	1	twice, last: at Denver (9/8/16)
Passes Defended:	2	at Atlanta (10/2/16)
Forced Fumbles:	1	twice, last: vs. Washington (11/22/15)
Fumble Recoveries:	1	three times, last: vs. Washington (11/22/15)

SEASON HIGHS

Tackles:	4	twice, last: at Atlanta (10/2/16)
Sacks:	—	
Interceptions:	1	at Denver (9/8/16)
Passes Defended:	2	at Atlanta (10/2/16)
Forced Fumbles:	—	
Fumble Recoveries:	—	



50 // DE

ANDRE
BRANCHHT: 6-5 // WT: 263 // BORN: 7/14/89
COLLEGE: CLEMSON '12 // ACQUIRED: UFA, 2016
NFL: FIFTH SEASON // DOLPHINS: FIRST SEASON

KEY TRANSACTIONS

- Signed by the Dolphins as an unrestricted free agent from Jacksonville on 3/16/16
- Originally a second-round selection (38th overall) by Jacksonville in the 2012 NFL Draft

2016 - Played in 16 games with 11 starts ... Recorded a career-high 49 tackles (27 solo), 5.5 sacks, one pass defended and two forced fumbles ... Registered five solo tackles in the 34-31 victory at **Buffalo (12/24)** ... Recorded three solo tackles in the 34-13 win at **N.Y. Jets (12/17)** ... Tallied a career-high six tackles (three solo), one sack, one pass defended and one forced fumble in the 26-23 win vs. **Arizona (12/11)** ... Sacked QB Carson Palmer for a loss of 5 yards,

forcing a fumble that was recovered by DE Terrence Fede ... Recorded five tackles (four solo) and one sack in the 31-24 victory vs. **San Francisco (11/27)** ... Sacked QB Colin Kaepernick for a loss of 5 yards in the fourth quarter ... Registered four tackles (three solo) and 0.5 sacks in the 34-21 win at **San Diego (11/13)** ... Split a sack with DT Ndamukong Suh for a loss of 6 yards in the fourth quarter ... Recorded two assisted tackles and 0.5 sacks vs. **Buffalo (10/23)** ... Split a sack of QB Tyrod Taylor with DE Cameron Wake for a loss of 6 yards in the fourth quarter... Served as a game captain ... Made first start for the Dolphins in the 30-15 win vs. **Pittsburgh (10/16)** ... Registered four tackles (three solo) and 1.5 sacks ... Sacked QB Ben Roethlisberger for an 11-yard loss in the first quarter ... Split a sack with DE Cameron Wake in the first quarter for a loss of 9 yards ... Marked his third career game with multiple sacks ... Tallied three tackles (two solo) and one forced fumble at **Cincinnati (9/29)** ... Forced a QB Andy Dalton fumble in the fourth quarter on third-and-1, resulting in a Bengals punt on the next play ... Registered one solo tackle and one sack vs. **Cleveland (9/25)** ... Sacked QB Cody Kessler for a loss of 3 yards on third down in the third quarter ... Played in his Dolphins debut and recorded four assisted tackles at **Seattle (9/11)**.

POSTSEASON: Started in the AFC Wild Card game at **Pittsburgh (1/8/17)** ... Recorded one solo tackle.

ANDRE BRANCH'S NFL REGULAR SEASON STATISTICS

YEAR	TEAM	GP	GS	TACKLES					INTERCEPTIONS					FUMBLES		
				TOT	SOLO	ASST	SK	YDS	NO	YDS	LG	TD	PD	FF	FR	YDS
2012	Jacksonville	13	3	11	9	2	1.0	7.0	0	0	0	0	1	1	1	0
2013	Jacksonville	16	0	37	30	7	6.0	53.0	0	0	0	0	3	0	0	0
2014	Jacksonville	9	0	18	12	6	3.0	26.0	0	0	0	0	3	2	1	0
2015	Jacksonville	13	9	24	18	6	4.0	36.0	0	0	0	0	4	2	1	49
2016	Miami	16	11	49	27	22	5.5	34.5	0	0	0	0	1	2	0	0
NFL TOTALS		67	23	139	96	43	19.5	156.5	0	0	0	0	12	7	3	0

ANDRE BRANCH'S NFL PLAYOFF STATISTICS

YEAR	TEAM	GP	GS	TACKLES					INTERCEPTIONS					FUMBLES		
				TOT	SOLO	ASST	SK	YDS	NO	YDS	LG	TD	PD	FF	FR	YDS
2016	Miami	1	1	1	1	0	0.0	0.0	0	0	0	0	0	0	0	0
NFL TOTALS		1	1	1	1	0	0.0	0.0	0	0	0	0	0	0	0	0

2016 GAME-BY-GAME STATISTICS

DATE	OPPONENT	P/S	TCK	SOLO	AST	SK	YDS	INT	YDS	PD	FF	FR
9/11	at Seattle	1/0	4	0	4	0.0	0.0	0	0	0	0	0
9/18	at New England	1/0	1	0	1	0.0	0.0	0	0	0	0	0
9/25	CLEVELAND	1/0	1	1	0	1.0	3.0	0	0	0	0	0
9/29	at Cincinnati	1/0	3	2	1	0.0	0.0	0	0	0	1	0
10/9	TENNESSEE	1/0	2	1	1	0.0	0.0	0	0	0	0	0
10/16	PITTSBURGH	1/1	4	3	1	1.5	15.5	0	0	0	0	0
10/23	BUFFALO	1/1	2	0	2	0.5	3.0	0	0	0	0	0
11/6	N.Y. JETS	1/1	2	2	0	0.0	0.0	0	0	0	0	0
11/13	at San Diego	1/1	4	3	1	0.5	3.0	0	0	0	0	0
11/20	at Los Angeles	1/1	3	0	3	0.0	0.0	0	0	0	0	0
11/27	SAN FRANCISCO	1/1	5	4	1	1.0	5.0	0	0	0	0	0
12/4	at Baltimore	1/1	2	0	2	0.0	0.0	0	0	0	0	0
12/11	ARIZONA	1/1	6	3	3	1.0	5.0	0	0	1	1	0
12/17	at N.Y. Jets	1/1	3	3	0	0.0	0.0	0	0	0	0	0
12/24	at Buffalo	1/1	5	5	0	0.0	0.0	0	0	0	0	0
1/1/17	NEW ENGLAND	1/1	2	0	2	0.0	0.0	0	0	0	0	0
2016 TOTALS		16/11	49	27	22	5.5	34.5	0	0	1	2	0

DATE	OPPONENT	P/S	TCK	SOLO	AST	SK	YDS	INT	YDS	PD	FF	FR
1/8/17	at Pittsburgh	1/1	1	1	0	0.0	0.0	0	0	0	0	0



SINGLE-GAME HIGHS

CAREER HIGHS

Tackles:	6	vs. Arizona (12/11/16)
Sacks:	2	twice, last: vs. Ind. (12/13/15)
Interceptions:	–	
Passes Defensed:	2	vs. Atlanta (12/20/15)
Forced Fumbles:	2	at Philadelphia (9/7/14)
Fumble Recoveries:	1	three times, last: vs. Ind. (12/13/15)

SEASON HIGHS

Tackles:	6	vs. Arizona (12/11/16)
Sacks:	1.5	vs. Pittsburgh (10/16/16)
Interceptions:	–	
Passes Defensed:	1	vs. Arizona (12/11/16)
Forced Fumbles:	1	twice, last: vs. Arizona (12/11/16)
Fumble Recoveries:	–	





64 // C

JAKE
BRENDL

HT: 6-4 // WT: 305 // BORN: 9/10/92
COLLEGE: UCLA '16 // ACQUIRED: FA, 2016
NFL: ROOKIE SEASON // DOLPHINS: ROOKIE SEASON

KEY TRANSACTIONS

- Signed to the Dolphins practice squad on 10/11/16
- Originally signed with Dallas as an undrafted college free agent on 5/6/16

2016 - Played one game ... Did not play in six games ... Played one snap vs. **San Francisco (11/27)** ... Activated from the Dolphins' practice squad on 11/19.

POSTSEASON: Appeared on special teams in the AFC Wild Card game at **Pittsburgh (1/8/17)**.

JAKE BRENDL'S NFL REGULAR SEASON STATISTICS

GAMES/STARTS: 2016: 1/0


NFL TOTALS: 1/0

JAKE BRENDL'S NFL PLAYOFF STATISTICS

GAMES/STARTS: 2016: 1/0

NFL TOTALS: 1/0





74 // G/T

JERMON BUSHROD

HT: 6-5 // WT: 320 // BORN: 8/19/84
 COLLEGE: TOWSON '07 // ACQUIRED: FA, 2016
 NFL: 10TH SEASON // DOLPHINS: FIRST SEASON

KEY TRANSACTIONS

- Signed by the Dolphins on 3/11/16
- Originally a fourth-round selection (125th overall) by New Orleans in the 2007 NFL Draft

2016 - Started all 16 games at right guard ... Protected QB Ryan Tannehill, who prior to his Week 14 injury posted a career-high 93.5 quarterback rating and 7.70 yards per attempt ... Part of an offensive line that helped RB Jay Ajayi eclipse the 1,000-yard rushing mark (1,272) for the first time in his career and set career highs in rushing attempts (260), average (4.9) and touchdowns (8) ...

Ajayi's 1,272 rushing yards were the third-most in Dolphins history ... Started vs. **New England (1/1/17)** ... QB Matt Moore completed 24-of-34 passes (70.6 pct.) for 205 yards and two touchdowns ... Started in the 34-31 win at **Buffalo (12/24)** ... Blocked for RB Jay Ajayi who rushed a career-high 32 times for 206 yards (6.4 avg.) and one touchdown ... Also protected QB Matt Moore who completed 16-of-30 passes (53.3 pct.) for 233 yards and two touchdowns ... O-line did not allow a sack on the day ... Started in the 34-13 victory at **N.Y. Jets (12/17)** ... Protected QB Matt Moore in his first start since 2011 ... Moore completed 12-of-18 (66.7 pct.) throws for 236 yards and a career-high four touchdowns ... Moore also earned a 126.2 QB rating, the fourth highest of his career ... Started in the 26-23 win vs. **Arizona (12/11)** ... Protected QB Ryan Tannehill who completed 15-of-20 (75.0 pct.) passes for 195 yards, three touchdowns and a 124.0 QB rating ... This marked Tannehill's third game of the season with three-plus touchdown passes ... Started at **Baltimore (12/4)** ... QB Ryan Tannehill completed 29-of-40 passes for 225 yards and one touchdown ... Also served as a game captain ... Started in the 31-24 victory vs. **San Francisco (11/27)** ... Played on an o-line that helped QB Ryan Tannehill complete 20-of-30 passes (66.7 pct.) for 285 yards and three touchdowns ... Tannehill also earned a 130.6 QB rating, tied for the second-best mark of his career ... Started in the 14-10 win at **Los Angeles (11/20)** ... Protected QB Ryan Tannehill, who completed 24-of-34 (70.6 pct.) passes for 172 yards and two touchdowns ... Started in the 31-24 win at **San Diego (11/13)** ... QB Ryan Tannehill completed 17-of-24 throws (70.1 pct.) for 240 yards and two touchdowns ... Tannehill posted a season high 130.6 QB rating ... Also blocked for a run game that amassed 106 yards and one touchdown on 25 attempts (4.2 avg.) ... Started in the 27-23 victory vs. **N.Y. Jets (11/6)** ... Protected QB Ryan Tannehill who completed 17-of-28 passes (60.7 pct.) for 149 yards and one touchdown ... Also blocked for RB Jay Ajayi who carried the ball 24 times for 111 yards (4.6 avg.) and one touchdown ... This was the third consecutive game Ajayi topped the 100-yard rushing mark ... Started in the 28-25 win vs. **Buffalo (10/23)** ... Protected QB Ryan Tannehill who completed 15-of-25 passes (60.0 pct.) for 204 yards and one touchdown ... Blocked for RB Jay Ajayi who rushed for a career-high 214 yards, the third most in a single game in franchise history ... Started in the 30-15 victory vs. **Pittsburgh (10/16)** ... Protected QB Ryan Tannehill who completed 24-of-32 throws (75.0 pct.), earning a 97.4 QB rating ... Part of an o-line that did not allow a sack on the day ... Also blocked for RB Jay Ajayi who rushed for 204 yards, the sixth-most in a single game in team history ... Started at right guard at **Cincinnati (9/29)**, earning his 100th career start ... Started vs. **Cleveland (9/25)** ... Protected QB Ryan Tannehill who completed 25-of-39 passes (64.1 pct.) for 319 yards and three touchdowns ... Also blocked for a Dolphins run game that rushed for 115 yards and one touchdown on 25 attempts (4.6 avg.) ... Started at **New England (9/18)** ... Protected QB Ryan Tannehill, who completed 32-of-45 passes for 387 yards and two touchdowns ... O-line did not allow a sack in the game ... Made first career start at right guard at **Seattle (9/11)**.

POSTSEASON: Started in the AFC Wild Card game at **Pittsburgh (1/8/17)** ... QB Matt Moore completed 29-of-36 passes (80.5 pct.) for 289 yards and one touchdown.

JERMON BUSHROD'S NFL REGULAR SEASON STATISTICS

GAMES/STARTS: (New Orleans) 2007: 1/0, 2008: 2/0, 2009: 15/14, 2010: 16/16, 2011: 16/16, 2012: 16/16, (Chicago) 2013: 16/16, 2014: 14/14, 2015: 12/4, (Miami) 2016: 16/16


NFL TOTALS: 124/112

JERMON BUSHROD'S NFL PLAYOFF STATISTICS

GAMES/STARTS: (New Orleans) 2009: 3/3, 2010: 1/1, 2011: 2/2, (Miami) 2016: 1/1

NFL TOTALS: 7/7





56 // LB

DONALD BUTLER

HT: 6-1 // WT: 242 // BORN: 10/17/88
 COLLEGE: WASHINGTON '10 // ACQUIRED: FA, 2016
 NFL: SIXTH SEASON // DOLPHINS: FIRST SEASON

KEY TRANSACTIONS

- Signed with the Dolphins as a free agent on 9/13/16
- Originally a third-round selection (79th overall) by San Diego in the 2010 NFL Draft

2016 - Played in 14 games with five starts ... Recorded 28 tackles (17 solo) ... Recorded six solo tackles in the 34-31 win at **Buffalo (12/24)** ... Served as a game captain at **San Diego (11/13)** ... Recorded six tackles (four solo) vs. **Tennessee (10/9)** ... Registered three tackles (two solo) in his first Dolphins start at **Cincinnati (9/29)** ... Made his Dolphins debut and recorded one assisted

tackle vs. **Cleveland (9/25)** ... Signed with the Dolphins on 9/13.

POSTSEASON: Recorded two assisted tackles in the AFC Wild Card game at **Pittsburgh (1/8/17)**.

DONALD BUTLER'S NFL REGULAR SEASON STATISTICS

YEAR	TEAM	GP	GS	TACKLES					INTERCEPTIONS					FUMBLES		
				TOT	SOLO	ASST	SK	YDS	NO	YDS	LG	TD	PD	FF	FR	YDS
2011	San Diego	16	16	95	77	18	2.0	17.0	1	2	2	0	2	2	1	37
2012	San Diego	12	12	78	50	28	3.0	12.0	1	21	21t	1	4	2	0	0
2013	San Diego	13	12	84	71	13	0.5	5.5	1	30	30	0	4	0	1	0
2014	San Diego	14	13	73	45	28	1.0	6.0	0	0	0	0	2	0	3	0
2015	San Diego	16	9	40	24	16	0.5	3.0	0	0	0	0	0	1	1	1
2016	Miami	14	5	28	17	11	0.0	0.0	0	0	0	0	0	0	0	0
NFL TOTALS		85	67	398	284	114	7.0	43.5	3	53	30	1	12	5	6	38

DONALD BUTLER'S NFL PLAYOFF STATISTICS

YEAR	TEAM	GP	GS	TACKLES					INTERCEPTIONS					FUMBLES		
				TOT	SOLO	ASST	SK	YDS	NO	YDS	LG	TD	PD	FF	FR	YDS
2013	San Diego	2	2	17	13	4	0.0	0.0	1	0	0	0	1	1	0	0
2016	Miami	1	0	2	0	2	0.0	0.0	0	0	0	0	0	0	0	0
NFL TOTALS		3	2	19	13	6	0.0	0.0	1	0	0	0	1	1	0	0

2016 GAME-BY-GAME STATISTICS


DATE	OPPONENT	P/S	TCK	SOLO	AST	SK	YDS	INT	YDS	PD	FF	FR
9/11	at Seattle											
9/18	at New England											
9/25	CLEVELAND	1/0	1	0	1	0.0	0.0	0	0	0	0	0
9/29	at Cincinnati	1/1	3	2	1	0.0	0.0	0	0	0	0	0
10/9	TENNESSEE	1/1	6	4	2	0.0	0.0	0	0	0	0	0
10/16	PITTSBURGH	1/0	0	0	0	0.0	0.0	0	0	0	0	0
10/23	BUFFALO	1/0	3	3	0	0.0	0.0	0	0	0	0	0
11/6	N.Y. JETS	1/0	1	1	0	0.0	0.0	0	0	0	0	0
11/13	at San Diego	1/1	0	0	0	0.0	0.0	0	0	0	0	0
11/20	at Los Angeles	1/1	0	0	0	0.0	0.0	0	0	0	0	0
11/27	SAN FRANCISCO	1/0	4	0	4	0.0	0.0	0	0	0	0	0
12/4	at Baltimore	1/0	0	0	0	0.0	0.0	0	0	0	0	0
12/11	ARIZONA	1/0	1	0	1	0.0	0.0	0	0	0	0	0
12/17	at N.Y. Jets	1/0	0	0	0	0.0	0.0	0	0	0	0	0
12/24	at Buffalo	1/1	6	6	0	0.0	0.0	0	0	0	0	0
1/1/17	NEW ENGLAND	1/0	3	1	2	0.0	0.0	0	0	0	0	0
2016 TOTALS		14/5	28	17	11	0.0	0.0	0	0	0	0	0
DATE	OPPONENT	P/S	TCK	SOLO	AST	SK	YDS	INT	YDS	PD	FF	FR
1/8/17	at Pittsburgh	1/0	2	0	2	0.0	0.0	0	0	0	0	0



SINGLE-GAME HIGHS

CAREER HIGHS		SEASON HIGHS	
Tackles:	13 vs. Houston (9/9/13)	Tackles:	6 twice, last: at Buffalo (12/24/16)
Sacks:	1 five times, last: vs. N.Y. Jets (10/5/14)	Sacks:	—
Interceptions:	1 three times, last: vs. N.Y. Giants (12/8/13)	Interceptions:	—
Passes Defensed:	2 vs. N.Y. Giants (12/8/13)	Passes Defensed:	—
Forced Fumbles:	1 five times, last: at Cincinnati (9/20/15)	Forced Fumbles:	—
Fumble Recoveries:	1 six times, last: at Cincinnati (9/20/15)	Fumble Recoveries:	—





84 // TE

JORDAN CAMERON

HT: 6-5 // WT: 265 // BORN: 8/7/88
 COLLEGE: SOUTHERN CALIFORNIA '11 // ACQUIRED: UFA, 2016 (CLE.)
 NFL: SIXTH SEASON // DOLPHINS: SECOND SEASON

- KEY TRANSACTIONS**
- Signed by the Dolphins as an unrestricted free agent on 3/12/15
 - Originally a fourth-round selection (102nd overall) of Cleveland in the 2011 NFL Draft

2016 - Started three games ... Inactive four games ... Placed on Injured Reserve on 11/5 ... Recorded eight receptions for 60 yards (7.5 avg.) and one touchdown ... Recorded one reception for 5 yards vs. **Cleveland (9/25)**, before leaving the game due to injury in the second quarter ... Also served as a game captain ... Caught five passes for 49 yards (9.8 avg.) and one touchdown at **New England**

(9/18) ... Surpassed the 2,000 career receiving yard mark.

JORDAN CAMERON'S NFL REGULAR SEASON STATISTICS													
YEAR	TEAM	GP	GS	RECEIVING					RUSHING				
				NO	YDS	AVG	LG	TD	ATT	YDS	AVG	LG	TD
2011	Cleveland	8	2	6	33	5.5	15	0	0	0	0.0	0	0
2012	Cleveland	14	6	20	226	11.3	28	1	0	0	0.0	0	0
2013	Cleveland	15	14	80	917	11.5	53	7	0	0	0.0	0	0
2014	Cleveland	10	9	24	424	17.7	81t	2	0	0	0.0	0	0
2015	Miami	16	16	35	386	11.0	29	3	0	0	0.0	0	0
2016	Miami	3	3	8	60	7.5	13	1	0	0	0.0	0	0
NFL TOTALS		66	50	173	2,046	11.8	81t	14	0	0	0.0	0	0

2016 GAME-BY-GAME STATISTICS

DATE	OPPONENT	P/S	RECEIVING					RUSHING					W/L	SCORE
			NO	YDS	AVG	LG	TD	ATT	YDS	AVG	LG	TD		
9/11	at Seattle	1/1	2	6	3.0	5	0	0	0	0	0	0	L	10-12
9/18	at New England	1/1	5	49	9.8	13	1	0	0	0	0	0	L	24-31
9/25	CLEVELAND	1/1	1	5	5.0	5	0	0	0	0	0	0	W	30-24 (OT)
9/29	at Cincinnati			INACTIVE										
10/9	TENNESSEE			INACTIVE										
10/16	PITTSBURGH			INACTIVE										
10/23	BUFFALO			INACTIVE										
11/6	N.Y. JETS			INJURED RESERVE										
11/13	at San Diego			INJURED RESERVE										
11/20	at Los Angeles			INJURED RESERVE										
11/27	SAN FRANCISCO			INJURED RESERVE										
12/4	at Baltimore			INJURED RESERVE										
12/11	ARIZONA			INJURED RESERVE										
12/17	at N.Y. Jets			INJURED RESERVE										
12/24	at Buffalo			INJURED RESERVE										
1/1/17	NEW ENGLAND			INJURED RESERVE										
2016 TOTALS		3/3	8	60	7.5	13	1	0	0	0	0	0		
DATE	OPPONENT	P/S	NO	YDS	AVG	LG	TD	ATT	YDS	AVG	LG	TD	W/L	SCORE
1/8/17	at Pittsburgh			INJURED RESERVE										

SINGLE-GAME HIGHS

CAREER HIGHS

Receptions: 10 vs. Cincinnati (9/29/13)
 Receiving Yards: 121 at New England (12/8/13)
 Longest Reception: 81t at Carolina (12/21/14)
 TD Receptions: 3 at Minnesota (9/22/13)

SEASON HIGHS

Receptions: 5 at New England (9/18/16)
 Receiving Yards: 49 at New England (9/18/16)
 Longest Reception: 13 at New England (9/18/16)
 TD Receptions: 1 at New England (9/18/16)





88 // WR

LEONTE CARROO

HT: 6-1 // WT: 217 // BORN: 1/24/94
 COLLEGE: RUTGERS '16 // ACQUIRED: D3B, 86
 NFL: ROOKIE SEASON // DOLPHINS: ROOKIE SEASON

KEY TRANSACTIONS

- Originally a third-round selection (86th overall) of the Dolphins in the 2016 NFL Draft

2016 - Played in 14 games with two starts ... Inactive for two games ... Recorded three receptions for 29 yards (9.7 avg.) ... Caught one pass for a touchdown vs. **San Francisco (11/27)** ... Hauled in a 15-yard touchdown catch in the fourth quarter to extend Miami's lead to 31-14 ... It was the first receiving touchdown of his career ... Made NFL and Dolphins debut at **Seattle (9/11)** ... Recorded two receptions for 14 yards (7.0 avg.) ... Registered a 12-yard catch from QB

Ryan Tannehill to convert a third down in the fourth quarter.

POSTSEASON: Inactive for the AFC Wild Card game at **Pittsburgh (1/8/17)**.

LEONTE CARROO'S NFL REGULAR SEASON STATISTICS

YEAR	TEAM	GP	GS	RECEIVING					RUSHING				
				NO	YDS	AVG	LG	TD	ATT	YDS	AVG	LG	TD
2016	Miami	14	2	3	29	9.7	15t	1	0	0	0.0	0	0
NFL TOTALS		14	2	3	29	9.7	15t	1	0	0	0.0	0	0

2016 GAME-BY-GAME STATISTICS

DATE	OPPONENT	P/S	RECEIVING					RUSHING					W/L	SCORE
			NO	YDS	AVG	LG	TD	ATT	YDS	AVG	LG	TD		
9/11	at Seattle	1/1	2	14	7.0	12	0	0	0	0.0	0	0	L	10-12
9/18	at New England	1/0	0	0	0.0	0	0	0	0	0.0	0	0	L	24-31
9/25	CLEVELAND	1/0	0	0	0.0	0	0	0	0	0.0	0	0	W	30-24 (OT)
9/29	at Cincinnati	1/1	0	0	0.0	0	0	0	0	0.0	0	0	L	7-22
10/9	TENNESSEE	1/0	0	0	0.0	0	0	0	0	0.0	0	0	L	17-30
10/16	PITTSBURGH	1/0	0	0	0.0	0	0	0	0	0.0	0	0	W	30-15
10/23	BUFFALO	1/0	0	0	0.0	0	0	0	0	0.0	0	0	W	28-25
11/6	N.Y. JETS	1/0	0	0	0.0	0	0	0	0	0.0	0	0	W	27-23
11/13	at San Diego	1/0	0	0	0.0	0	0	0	0	0.0	0	0	W	31-24
11/20	at Los Angeles	1/0	0	0	0.0	0	0	0	0	0.0	0	0	W	14-10
11/27	SAN FRANCISCO	1/0	1	15	15.0	15t	1	0	0	0.0	0	0	W	31-24
12/4	at Baltimore	1/0	0	0	0.0	0	0	0	0	0.0	0	0	L	6-38
12/11	ARIZONA	1/0	0	0	0.0	0	0	0	0	0.0	0	0	W	26-23
12/17	at N.Y. Jets	1/0	0	0	0.0	0	0	0	0	0.0	0	0	W	34-13
12/24	at Buffalo				INACTIVE									
1/1/17	NEW ENGLAND				INACTIVE									
2016 TOTALS		14/2	3	29	9.7	15t	1	0	0	0.0	0	0		
DATE	OPPONENT	P/S	NO	YDS	AVG	LG	TD	ATT	YDS	AVG	LG	TD	W/L	SCORE
1/8/17	at Pittsburgh				INACTIVE									

SINGLE-GAME HIGHS

Receptions:

Receiving Yards:

Longest Reception:

TD Receptions:

CAREER HIGHS

2 at Seattle (9/11/16)
 15 vs. San Francisco (11/27/16)
 15t vs. San Francisco (11/27/16)
 1 vs. San Francisco (11/27/16)

Receptions:

Receiving Yards:


Longest Reception:

TD Receptions:

SEASON HIGHS

2 at Seattle (9/11/16)
 15 vs. San Francisco (11/27/16)
 15t vs. San Francisco (11/27/16)
 1 vs. San Francisco (11/27/16)





38 // CB

CHIMDI CHEKWA

HT: 6-0 // WT: 196 // BORN: 1/7/88
 COLLEGE: OHIO STATE '11 // ACQUIRED: FA, 2016
 NFL: FIFTH SEASON // DOLPHINS: FIRST SEASON

KEY TRANSACTIONS

- Signed by the Dolphins as a free agent on 10/11/16
- Originally a fourth-round selection (113th overall) of Oakland in the 2011 NFL Draft

2016 - Played in three games ... Recorded two solo tackles ... Waived/Injured on 11/7 ... Recorded two solo tackles vs. **Pittsburgh (10/16)** ... Downed a 34-yard punt by P Matt Darr at the Steelers' 3-yard line with 4:20 remaining in the fourth quarter.

CHIMDI CHEKWA'S NFL REGULAR SEASON STATISTICS

YEAR	TEAM	GP	GS	TACKLES					INTERCEPTIONS					FUMBLES		
				TOT	SOLO	ASST	SK	YDS	NO	YDS	LG	TD	PD	FF	FR	YDS
2011	Oakland	4	1	6	6	0	0.0	0.0	0	0	0	0	2	0	0	0
2012	Oakland	3	0	1	1	0	0.0	0.0	0	0	0	0	0	1	0	0
2013	Oakland	15	1	18	15	3	0.0	0.0	0	0	0	0	0	0	1	0
2014	Oakland	10	2	7	6	1	0.0	0.0	0	0	0	0	2	0	0	0
2015	Oakland			INJURED RESERVE												
2016	Miami	3	0	2	2	0	0.0	0.0	0	0	0	0	0	0	0	0
NFL TOTALS		35	4	34	30	4	0.0	0.0	0	0	0	0	4	1	1	0

2016 GAME-BY-GAME STATISTICS

DATE	OPPONENT	P/S	TCK	SOLO	AST	SK	YDS	INT	YDS	PD	FF	FR
9/11	at Seattle											
9/18	at New England											
9/25	CLEVELAND											
9/29	at Cincinnati											
10/9	TENNESSEE											
10/16	PITTSBURGH	1/0	2	2	0	0.0	0.0	0	0	0	0	0
10/23	BUFFALO	1/0	0	0	0	0.0	0.0	0	0	0	0	0
11/6	N.Y. JETS	1/0	0	0	0	0.0	0.0	0	0	0	0	0
11/13	at San Diego											
11/20	at Los Angeles											
11/27	SAN FRANCISCO											
12/4	at Baltimore											
12/11	ARIZONA											
12/17	at N.Y. Jets											
12/24	at Buffalo											
1/1/17	NEW ENGLAND											
2016 TOTALS		2/0	2	2	0	0.0	0.0	0	0	0	0	0

SINGLE-GAME HIGHS

CAREER HIGHS

Tackles:	6	at Philadelphia (11/15/15)
Sacks:	—	
Interceptions:	1	at Oakland (9/28/14)
Passes Defensed:	1	at Oakland, 9/28/14
Forced Fumbles:	—	
Fumble Recoveries:	—	

SEASON HIGHS

Tackles:	2	vs. Pittsburgh (10/16/16)
Sacks:	—	
Interceptions:	—	
Passes Defensed:	—	
Forced Fumbles:	—	
Fumble Recoveries:	—	



29 // CB CHRIS CULLIVER

HT: 6-0 // WT: 199 // BORN: 8/17/88
COLLEGE: SOUTH CAROLINA '11 // ACQUIRED: FA, 2016
NFL: SIXTH SEASON // DOLPHINS: FIRST SEASON

KEY TRANSACTIONS

- Signed by the Dolphins as a free agent on 8/10/16
- Originally a third-round selection (80th overall) of San Francisco in the 2011 NFL Draft

2016 - Inactive for one game ... Waived on 11/19 ... Activated to the 53-man roster on 11/7 ... Spent Weeks 1-9 on the Physically Unable to Perform (PUP) list.

CHRIS CULLIVER'S NFL REGULAR SEASON STATISTICS

YEAR	TEAM	GP	GS	TACKLES					INTERCEPTIONS					FUMBLES		
				TOT	SOLO	ASST	SK	YDS	NO	YDS	LG	TD	PD	FF	FR	YDS
2011	San Francisco	16	0	34	33	1	0.0	0.0	1	23	23	0	7	0	0	0
2012	San Francisco	16	6	42	35	7	0.0	0.0	2	4	4	0	12	1	1	0
2013	San Francisco			INJURED RESERVE												
2014	San Francisco	14	14	45	38	7	0.0	0.0	4	61	61	0	14	1	1	35
2015	Washington	6	6	16	13	3	0.0	0.0	0	0	0	0	1	0	0	0
2016	Miami			PUP/INACTIVE												
NFL TOTALS		52	26	137	119	18	0.0	0.0	7	88	29	0	34	2	2	35

2016 GAME-BY-GAME STATISTICS

DATE	OPPONENT	P/S	TCK	SOLO	AST	SK	YDS	INT	YDS	PD	FF	FR
9/11	at Seattle											
9/18	at New England											
9/25	CLEVELAND											
9/29	at Cincinnati											
10/9	TENNESSEE											
10/16	PITTSBURGH											
10/23	BUFFALO											
11/6	N.Y. JETS											
11/13	at San Diego											
11/20	at Los Angeles											
11/27	SAN FRANCISCO											
12/4	at Baltimore											
12/11	ARIZONA											
12/17	at N.Y. Jets											
12/24	at Buffalo											
1/1/17	NEW ENGLAND											

2016 TOTALS

SINGLE-GAME HIGHS

	CAREER HIGHS			SEASON HIGHS	
Tackles:	6	three times, last: at New Orleans (11/9/14)	Tackles:	—	
Sacks:	—		Sacks:	—	
Interceptions:	1	seven times, last: vs. Arizona (12/28/16)	Interceptions:	—	
Passes Defensed:	4	at Arizona (10/29/12)	Passes Defensed:	—	
Forced Fumbles:	1	twice, last: vs. Philadelphia (9/28/14)	Forced Fumbles:	—	
Fumble Recoveries:	1	twice, last: at Dallas (9/7/14)	Fumble Recoveries:	—	





4 // P

MATT DARR

HT: 6-1 // WT: 214 // BORN: 7/2/92
 COLLEGE: TENNESSEE '15 // ACQUIRED: FA, 2015
 NFL: SECOND SEASON // DOLPHINS: SECOND SEASON

KEY TRANSACTIONS

- Originally signed by the Dolphins as an undrafted college free agent on 5/8/15

2016 - Played in all 16 games ... Punted 90 times for 3,991 yards (44.3 avg.) and a 39.9 net avg. ... Also had a career-high 32 punts inside the 20-yard line ... Ranked No. 5 in the NFL with 3,991 gross punting yards and 3,591 net yards ... Tied for seventh in the league with 32 punts inside the 20 ... Punted five times for 206 yards (41.2 avg.) and a 41.2 net avg. vs. **New England (1/1/17)** ... Also had three punts inside the 20-yard line ... Punted a 48 yarder that was saved

from the end zone by CB Lafayette Pitts and downed at New England's 6-yard line by TE MarQueis Gray ... Punted the ball five times for 207 yards (41.4 avg.) and a 36.8 net avg. in the 34-31 victory at **Buffalo (12/24)** ... Landed three punts inside Buffalo's 20-yard line ... Booted a 41-yard punt that was saved by CB Bobby McCain at the Buffalo 2-yard line and then downed by TE MarQueis Gray at Buffalo's 4-yard line in overtime ... Punted eight times for 346 yards (43.3 avg.) and a 39.3 net avg. in the 26-23 victory vs. **Arizona (12/11)** ... Also landed three punts inside Arizona's 20-yard line ... Booted a 40-yard punt that was downed by S Walt Aikens at Arizona's 1-yard line ... Punted six times for 222 yards (37.0 avg.) and a 36.5 net avg. at **Baltimore (12/4)** ... Also had three punts inside the 20-yard line ... Booted five punts for 209 yards (41.8 avg.) and a 37.4 net avg. in the 31-24 victory vs. **San Francisco (11/27)** ... Punted a 35 yarder to the San Francisco 19-yard line in the first quarter ... Punted a career-high 10 times for 453 yards (45.3 avg.) and a 42.6 net avg. in the 14-10 win at **Los Angeles (11/20)** ... Also had two punts inside the Rams' 20-yard line ... Boomed a 39-yard punt that was downed by CB Bobby McCain at the Rams' 2-yard line in the first quarter ... Punted five times for 258 yards (51.6 avg.) and a 42.6 net avg. in the 31-24 victory at **San Diego (11/13)** ... Longest punt on the day was for 59 yards in the fourth quarter, pinning San Diego at their own 22-yard line ... Punted twice for 77 yards (38.5 avg.) and a 38.5 net avg. vs. **Pittsburgh (10/16)** ... Booted a 34-yard punt to pin the Steelers at their own 3-yard line with 4:20 remaining in the fourth quarter ... Punted seven times for 344 yards (49.1 avg.) and a 43.0 net avg. at **Cincinnati (9/29)** ... Boomed a season-high 66-yard punt out of bounds in the first quarter to pin the Bengals at their own 10-yard line ... The 66-yard net punt was the longest of his career and longest by the Dolphins since Brandon Fields on Dec. 22, 2013... Punted six times for 293 yards (48.8 avg.) and a 48.8 net avg. vs. **Cleveland (9/25)** ... Also had a season-high four punts inside the 20-yard line ... Posted four punts for 199 yards (49.8 avg.) and a 41.5 net average at **New England (9/18)** ... Longest punt on the day was for 56 yards ... Punted seven times for 327 yards (46.7 avg.), one touchback and three punts inside the 20-yard line at **Seattle (9/11)** ... Registered a game-high 57-yard punt.

POSTSEASON: Punted twice for 102 yards (51.0 avg.) and a 36.5 net avg. in the AFC Wild Card game at **Pittsburgh (1/8/17)** ... Booted a 61-yard punt to Pittsburgh's end zone in the first quarter.

MATT DARR'S NFL REGULAR SEASON STATISTICS

YEAR	TEAM	GP	NO	YDS	AVG	RET	RET YDS.	NET	TB	IN20	LG	BK
2015	Miami	16	92	4,380	47.6	50	526	39.7	10	30	70	0
2016	Miami	16	90	3,991	44.3	37	300	39.9	5	32	66	0
NFL TOTALS		32	182	8,371	46.0	87	826	39.8	15	62	70	0

MATT DARR'S NFL PLAYOFF STATISTICS

YEAR	TEAM	GP	NO	YDS	AVG	RET	RET YDS.	NET	TB	IN20	LG	BK
2016	Miami	1	2	102	51.0	1	9	36.5	1	0	61	0
NFL TOTALS		1	2	102	51.0	1	9	36.5	1	0	61	0



2016 GAME-BY-GAME STATISTICS

DATE	OPPONENT	P/S	NO	YDS	AVG	RET.	YDS.	NET	TB	IN20	LG	BK	W/L	SCORE
9/11	at Seattle	1/0	7	327	46.7	3	40	38.1	1	3	57	0	L	10-12
9/18	at New England	1/0	4	199	49.8	3	33	41.5	0	0	56	0	L	24-31
9/25	CLEVELAND	1/0	6	293	48.8	1	0	48.8	0	4	55	0	W	30-24 (OT)
9/29	at Cincinnati	1/0	7	344	49.1	3	23	43.0	1	3	66	0	L	7-22
10/9	TENNESSEE	1/0	6	298	49.7	4	20	46.3	0	2	57	0	L	17-30
10/16	PITTSBURGH	1/0	2	77	38.5	0	0	38.5	0	1	43	0	W	30-15
10/23	BUFFALO	1/0	5	175	35.0	1	30	25.0	1	0	45	0	W	28-25
11/6	N.Y. JETS	1/0	3	120	40.0	2	10	36.7	0	2	47	0	W	27-23
11/13	at San Diego	1/0	5	258	51.6	3	45	42.6	0	1	59	0	W	31-24
11/20	at Los Angeles	1/0	10	453	45.3	5	27	42.6	0	2	54	0	W	14-10
11/27	SAN FRANCISCO	1/0	5	209	41.8	1	2	37.4	1	1	53	0	W	31-24
12/4	at Baltimore	1/0	6	222	37.0	3	3	36.5	0	3	48	0	L	6-38
12/11	ARIZONA	1/0	8	346	43.3	3	12	39.3	1	3	51	0	W	26-23
12/17	at N.Y. Jets	1/0	6	257	42.8	3	32	37.5	0	1	46	0	W	34-13
12/24	at Buffalo	1/0	5	207	41.4	1	23	36.8	0	3	47	0	W	34-31 (OT)
1/1/17	NEW ENGLAND	1/0	5	206	41.2	1	0	41.2	0	3	53	0	L	14-35
2016 TOTALS		16/0	90	3,991	44.3	37	300	39.9	5	32	66	0		


DATE	OPPONENT	P/S	NO	YDS	AVG	RET.	YDS.	NET	TB	IN20	LG	BK	W/L	SCORE
1/8/17	at Pittsburgh	1/0	2	102	51.0	1	9	36.5	1	0	61	0	L	12-30

SINGLE-GAME HIGHS

Punts:	10	at Los Angeles (11/20/16)
Gross Punting Yards:	453	at Los Angeles (11/20/16)
Gross Punt Avg.:	58.2	at New England (10/29/15)
Longest Punt:	70	at New England (10/29/15)
Inside the 20:	5	vs. Dallas (11/22/15)

Punts:	10	at Los Angeles (11/20/16)
Gross Punting Yards:	453	at Los Angeles (11/20/16)
Gross Punt Avg.:	51.6	at San Diego (11/13/16)
Longest Punt:	66	at Cincinnati (9/29/16)
Inside the 20:	4	vs. Cleveland (9/25/16)





92 // LS

JOHN
DENNEY

HT: 6-5 // WT: 242 // BORN: 12/13/78
COLLEGE: BRIGHAM YOUNG '05 // ACQUIRED: FA, 2005
NFL: 12TH SEASON // DOLPHINS: 12TH SEASON

KEY TRANSACTIONS

- Originally signed by the Dolphins as an undrafted college free agent on 4/29/05

2016 - Played in all 16 games ... Extended his consecutive games played streak to 192, the longest in franchise history ... Helped K Andrew Franks hit a career-long 55-yard FG to send the game to overtime and a 27-yard game-winning field goal in overtime at **Buffalo (12/24)** ... Also helped P Matt Darr land three punts inside Buffalo's 20-yard line ... Helped K Andrew Franks connect on a 21-yard game-winning field goal in the 26-23 victory vs. **Arizona (12/11)** ... Also

snapped for P Matt Darr eight times for 346 yards (43.3 avg.) and a 39.3 net avg. ... Snapped for P Matt Darr six times for 222 yards (37.0 avg.) and a 36.5 net avg. at **Baltimore (12/4)** ... Three of Darr's punts landed inside Baltimore's 20-yard line ... Helped K Andrew Franks convert 1-of-1 FGs and 4-of-4 PATs in the 31-24 victory vs. **San Francisco (11/27)** ... Helped P Matt Darr reach career highs in punts (10) and gross punting yards (453) in the 14-10 win at **Los Angeles (11/20)** ... Appeared in his 184th career game at **San Diego (11/13)**, moving past former Dolphins WR Nat Moore into sole possession of fourth place on the team's all-time games played list vs. **N.Y. Jets (11/6)** ... Began serving as a season-long captain vs. **Buffalo (10/23)**.

POSTSEASON: Played in the AFC Wild Card game at **Pittsburgh (1/7/17)** ... Snapped for K Andrew Franks on 2-of-2 FGs and 1-of-1 PATs ... Also helped P Matt Darr punt twice for 102 yards (51.0 avg.) and a 36.5 net avg. ... Played in his 194th consecutive game (including playoffs), a franchise record.

JOHN DENNEY'S NFL REGULAR SEASON STATISTICS

GAMES/STARTS: 2005: 16/0, 2006: 16/0, 2007: 16/0, 2008: 16/0, 2009: 16/0, 2010: 16/0, 2011: 16/0, 2012: 16/0, 2013: 16/0, 2014: 16/0, 2015: 16/0, 2016: 16/0 **NFL TOTALS: 192/0**

JOHN DENNEY'S NFL PLAYOFF STATISTICS

GAMES/STARTS: 2008: 1/0, 2016: 1/0 **NFL TOTALS: 2/0**





32 // RB

KENYAN DRAKE

HT: 6-1 // WT: 216 // BORN: 1/26/94
 COLLEGE: ALABAMA '16 // ACQUIRED: D3A,73
 NFL: ROOKIE SEASON // DOLPHINS: ROOKIE SEASON

KEY TRANSACTIONS

- Originally a third-round selection (73rd overall) of the Dolphins in the 2016 NFL Draft

2016 - Played in 16 games with one start ... Rushed 33 times for 179 yards (5.4 avg.) and two touchdowns ... Recorded nine receptions for 46 yards (5.1 avg.) ... Also returned 13 kickoffs for 397 yards (30.5 avg.) and one touchdown ... Rushed four times for a career-high 56 yards and one touchdown in the 34-31 victory at **Buffalo (12/24)** ... Rushed for a 45-yard touchdown in the second quarter to give Miami a 14-0 lead ... Returned three kickoffs for 99 yards (33.0

avg.) vs. **San Francisco (11/27)** ... Longest kickoff return was for 78 yards, placing Miami at the San Francisco 24-yard line ... Returned two kickoffs for 123 yards (61.5 avg.) and one touchdown vs. **N.Y. Jets (11/6)** ... Returned a kickoff 96 yards for a touchdown with 5:15 remaining in the fourth quarter, sealing Miami's 27-23 victory ... His 96-yard kickoff return for a touchdown was tied for the sixth-longest return in franchise history ... Made first career start vs. **Cleveland (9/25)** ... Led the team with nine rushes for 37 yards (4.1 avg.) ... Also caught two passes for 11 yards (5.5 avg.) ... Rushed twice for 12 yards (6.0 avg.) and his first career touchdown at **New England (9/18)** ... Added two receptions for 6 yards (3.0 avg.) ... Made NFL and Dolphins debut at **Seattle (9/11)**.

POSTSEASON: Returned three kickoffs for 101 yards (33.7 avg.) in the AFC Wild Card game at **Pittsburgh (1/8/17)** ... Returned a kickoff 58 yards in the third quarter ... Became the third Dolphins player to total three kickoff returns of at least 50 yards (regular season and postseason combined).

KENYAN DRAKE'S NFL REGULAR SEASON STATISTICS

YEAR	TEAM	GP	GS	RUSHING					RECEIVING				
				ATT	YDS	AVG	LG	TD	NO	YDS	AVG	LG	TD
2016	Miami	16	1	33	179	5.4	45t	2	9	46	5.1	9	0
NFL TOTALS		16	1	33	179	5.4	45t	2	9	46	5.1	9	0

KENYAN DRAKE'S NFL PLAYOFF STATISTICS

YEAR	TEAM	GP	GS	RUSHING					RECEIVING				
				ATT	YDS	AVG	LG	TD	NO	YDS	AVG	LG	TD
2016	Miami	1	0	0	0	0.0	0	0	0	0	0.0	0	0
NFL TOTALS		1	0	0	0	0.0	0	0	0	0	0.0	0	0

KENYAN DRAKE'S NFL REGULAR SEASON RETURN STATS

KICKOFF									PUNT					
YEAR	TEAM	GP	GS	RET.	YDS	AVG	LG	TD	NO.	FC	YDS	AVG.	LG	TD
2016	Miami	16	1	13	397	30.5	96t	1	0	0	0	0.0	0	0
NFL TOTALS		16	1	13	397	30.5	96t	1	0	0	0	0.0	0	0

KENYAN DRAKE'S NFL PLAYOFF RETURN STATISTICS

KICKOFF									PUNT					
YEAR	TEAM	GP	GS	RET.	YDS	AVG	LG	TD	NO.	FC	YDS	AVG.	LG	TD
2016	Miami	1	0	3	101	33.7	58	0	0	0	0	0.0	0	0
NFL TOTALS		1	0	3	101	33.7	58	0	0	0	0	0.0	0	0



2016 GAME-BY-GAME STATISTICS

DATE	OPPONENT	P/S	RUSHING					RECEIVING					W/L	SCORE
			ATT	YDS	AVG	LG	TD	NO	YDS	AVG	LG	TD		
9/11	at Seattle	1/0	0	0	0.0	0	0	0	0	0.0	0	0	L	10-12
9/18	at New England	1/0	2	12	6.0	7t	1	2	6	3.0	4	0	L	24-31
9/25	CLEVELAND	1/1	9	37	4.1	11	0	2	11	5.5	7	0	W	30-24 (OT)
9/29	at Cincinnati	1/0	2	15	7.5	12	0	0	0	0.0	0	0	L	7-22
10/9	TENNESSEE	1/0	2	4	2.0	6	0	2	16	8.0	9	0	L	17-30
10/16	PITTSBURGH	1/0	0	0	0.0	0	0	0	0	0.0	0	0	W	30-15
10/23	BUFFALO	1/0	0	0	0.0	0	0	0	0	0.0	0	0	W	28-25
11/6	N.Y. JETS	1/0	0	0	0.0	0	0	1	6	6.0	6	0	W	27-23
11/13	at San Diego	1/0	1	9	9.0	9	0	0	0	0.0	0	0	W	31-24
11/20	at Los Angeles	1/0	1	2	2.0	2	0	0	0	0.0	0	0	W	14-10
11/27	SAN FRANCISCO	1/0	1	9	9.0	9	0	0	0	0.0	0	0	W	31-24
12/4	at Baltimore	1/0	1	1	1.0	1	0	1	4	4.0	4	0	L	6-38
12/11	ARIZONA	1/0	1	8	8.0	8	0	1	3	3.0	3	0	W	26-23
12/17	at N.Y. Jets	1/0	5	16	3.2	16	0	0	0	0.0	0	0	W	34-13
12/24	at Buffalo	1/0	4	56	14.0	45t	1	0	0	0.0	0	0	W	34-31 (OT)
1/1/17	NEW ENGLAND	1/0	4	10	2.5	4	0	0	0	0.0	0	0	L	14-35
2016 TOTALS		16/1	33	179	5.4	45t	2	9	46	5.1	9	0		

DATE	OPPONENT	P/S	ATT	YDS	AVG	LG	TD	NO	YDS	AVG	LG	TD	W/L	SCORE
1/8/17	at Pittsburgh	1/0	0	0	0.0	0	0	0	0	0.0	0	0	L	12-30

SINGLE-GAME HIGHS


CAREER HIGHS

Rushes:	9	vs. Cleveland (9/25/16)
Rushing Yards:	56	at Buffalo (12/24/16)
Longest Run:	45t	at Buffalo (12/24/16)
TD Runs:	1	twice, last: at Buffalo (12/24/16)
Receptions:	2	three times, last: vs. Tennessee (10/9/16)
Receiving Yards:	16	vs. Tennessee (10/9/16)
Longest Reception:	9	vs. Tennessee (10/9/16)
TD Receptions:	—	

SEASON HIGHS

Rushes:	9	vs. Cleveland (9/25/16)
Rushing Yards:	56	at Buffalo (12/24/16)
Longest Run:	45t	at Buffalo (12/24/16)
TD Runs:	1	twice, last: at Buffalo (12/24/16)
Receptions:	2	three times, last: vs. Tennessee (10/9/16)
Receiving Yards:	16	vs. Tennessee (10/9/16)
Longest Reception:	9	vs. Tennessee (10/9/16)
TD Receptions:	—	





83 // TE

THOMAS DUARTE

HT: 6-2 // WT: 241 // BORN: 3/30/95
 COLLEGE: UCLA '16 // ACQUIRED: D7B, 2016
 NFL: ROOKIE SEASON // DOLPHINS: ROOKIE SEASON

KEY TRANSACTIONS

- Originally a seventh-round selection (231st overall) of the Dolphins in the 2016 NFL Draft

2016 - Played in one game ... Inactive for eight games ... Made NFL debut vs. **N.Y. Jets (11/6)** ... Activated to the 53-man roster on 11/5 ... Spent Weeks 1-8 on the Dolphins' practice squad.

POSTSEASON: Inactive for the AFC Wild Card game at **Pittsburgh (1/8/17)**.

THOMAS DUARTE'S NFL REGULAR SEASON STATISTICS

YEAR	TEAM	GP	GS	RECEIVING					RUSHING				
				NO	YDS	AVG	LG	TD	ATT	YDS	AVG	LG	TD
2016	Miami	1	0	0	0	0.0	0	0	0	0	0.0	0	0
NFL TOTALS		1	0	0	0	0.0	0	0	0	0	0.0	0	0

THOMAS DUARTE'S NFL PLAYOFF STATISTICS

YEAR	TEAM	GP	GS	RECEIVING					RUSHING				
				NO	YDS	AVG	LG	TD	ATT	YDS	AVG	LG	TD
2016	Miami			INACTIVE									
NFL TOTALS													


2016 GAME-BY-GAME STATISTICS

DATE	OPPONENT	P/S	RECEIVING					RUSHING					W/L	SCORE
			NO	YDS	AVG	LG	TD	ATT	YDS	AVG	LG	TD		
9/11	at Seattle		PRACTICE SQUAD											
9/18	at New England		PRACTICE SQUAD											
9/25	CLEVELAND		PRACTICE SQUAD											
9/29	at Cincinnati		PRACTICE SQUAD											
10/9	TENNESSEE		PRACTICE SQUAD											
10/16	PITTSBURGH		PRACTICE SQUAD											
10/23	BUFFALO		PRACTICE SQUAD											
11/6	N.Y. JETS	1/0	0	0	0.0	0	0	0	0	0.0	0	0	W	27-23
11/13	at San Diego		INACTIVE											
11/20	at Los Angeles		INACTIVE											
11/27	SAN FRANCISCO		INACTIVE											
12/4	at Baltimore		INACTIVE											
12/11	ARIZONA		INACTIVE											
12/17	at N.Y. Jets		INACTIVE											
12/24	at Buffalo		INACTIVE											
1/1/17	NEW ENGLAND		INACTIVE											
2016 TOTALS		1/0	0	0	0.0	0	0	0	0	0.0	0	0		
DATE	OPPONENT	P/S	NO	YDS	AVG	LG	TD	ATT	YDS	AVG	LG	TD	W/L	SCORE
1/8/17	at Pittsburgh		INACTIVE											

SINGLE-GAME HIGHS

CAREER HIGHS
 Receptions: —
 Receiving Yards: —
 Longest Reception: —
 TD Receptions: —

SEASON HIGHS
 Receptions: —
 Receiving Yards: —
 Longest Reception: —
 TD Receptions: —



78 // DE TERRENCE FEDE

HT: 6-4 // WT: 267 // BORN: 11/19/91
COLLEGE: MARIST '14 // ACQUIRED: D7, 2014
NFL: THIRD SEASON // DOLPHINS: THIRD SEASON

KEY TRANSACTIONS

- Originally a seventh-round selection (234th overall) by the Dolphins in the 2014 NFL Draft

2016 - Played in nine games ... Inactive for seven games ... Recorded 14 tackles (six solo) and one fumble recovery ... Registered a season-high four tackles (two solo) and one fumble recovery in the 26-23 win vs. **Arizona (12/11)** ... Recovered a QB Carson Palmer fumble at the Arizona 39-yard line ... It was Fede's first career fumble recovery.

POSTSEASON: Recorded two tackles (one solo) in the AFC Wild Card game at **Pittsburgh (1/8/17)**.

TERRENCE FEDE'S NFL REGULAR SEASON STATISTICS

YEAR	TEAM	GP	GS	TACKLES					YDS	INTERCEPTIONS					FUMBLES		
				TOT	SOLO	ASST	SK			NO	YDS	LG	TD	PD	FF	FR	YDS
2014	Miami	11	0	10	8	2	1.0	5.0		0	0	0	0	0	0	0	0
2015	Miami	15	0	16	9	7	0.0	0.0		0	0	0	0	0	0	0	0
2016	Miami	9	0	14	6	8	0.0	0.0		0	0	0	0	0	0	1	0
NFL TOTALS		35	0	40	23	17	1.0	5.0		0	0	0	0	0	0	1	0

TERRENCE FEDE'S NFL PLAYOFF STATISTICS

YEAR	TEAM	GP	GS	TACKLES					YDS	INTERCEPTIONS					FUMBLES		
				TOT	SOLO	ASST	SK			NO	YDS	LG	TD	PD	FF	FR	YDS
2016	Miami	1	0	2	1	1	0.0	0.0		0	0	0	0	0	0	0	0
NFL TOTALS		1	0	2	1	1	0.0	0.0		0	0	0	0	0	0	0	0

2016 GAME-BY-GAME STATISTICS

DATE	OPPONENT	P/S	TCK	SOLO	AST	SK	YDS	INT	YDS	PD	FF	FR
9/11	at Seattle						INACTIVE					
9/18	at New England	1/0	2	1	1	0.0	0.0	0	0	0	0	0
9/25	CLEVELAND						INACTIVE					
9/29	at Cincinnati	1/0	0	0	0	0.0	0.0	0	0	0	0	0
10/9	TENNESSEE	1/0	2	1	1	0.0	0.0	0	0	0	0	0
10/16	PITTSBURGH						INACTIVE					
10/23	BUFFALO						INACTIVE					
11/6	N.Y. JETS						INACTIVE					
11/13	at San Diego						INACTIVE					
11/20	at Los Angeles	1/0	0	0	0	0.0	0.0	0	0	0	0	0
11/27	SAN FRANCISCO	1/0	3	1	2	0.0	0.0	0	0	0	0	0
12/4	at Baltimore	1/0	0	0	0	0.0	0.0	0	0	0	0	0
12/11	ARIZONA	1/0	4	2	2	0.0	0.0	0	0	0	0	1
12/17	at N.Y. Jets						INACTIVE					
12/24	at Buffalo	1/0	0	0	0	0.0	0.0	0	0	0	0	0
1/1	NEW ENGLAND	1/0	3	1	2	0.0	0.0	0	0	0	0	0
2016 TOTALS		9/0	14	6	8	0.0	0.0	0	0	0	0	1

DATE	OPPONENT	P/S	TCK	SOLO	AST	SK	YDS	INT	YDS	PD	FF	FR
1/8/17	at Pittsburgh	1/0	2	1	1	0.0	0.0	0	0	0	0	0

SINGLE-GAME HIGHS


CAREER HIGHS

Tackles: 6 at Washington (9/13/15)
Sacks: 1 at Jacksonville (10/26/14)
Interceptions: —
Passes Defensed: —
Forced Fumbles: —
Fumble Recoveries: 1 vs. Arizona (12/11/16)

SEASON HIGHS

Tackles: 4 vs. Arizona (12/11/16)
Sacks: —
Interceptions: —
Passes Defensed: —
Forced Fumbles: —
Fumble Recoveries: 1 vs. Arizona (12/11/16)





29 // RB

ARIAN FOSTER

HT: 6-1 // WT: 227 // BORN: 8/24/86
 COLLEGE: TENNESSEE '09 // ACQUIRED: FA, 2016
 NFL: EIGHTH SEASON // DOLPHINS: FIRST SEASON

KEY TRANSACTIONS

- Signed by the Dolphins as a free agent on 7/18/16
- Originally signed by Houston as an undrafted college free agent on 5/6/09

2016 - Played in four games with two starts ... Inactive for three games ... Retired after an eight-year NFL career on 10/25 ... Rushed 22 times for 55 yards (2.5 avg.) ... Also caught six receptions for 78 yards (13.0 avg.) ... Rushed three times for 5 yards (1.7 avg.) in the 28-25 win vs. **Buffalo (10/23)** ... Carried the ball three times for 3 yards (1.0 avg.) vs. **Pittsburgh (10/16)** ... Also caught two passes for 12 yards (6.0 avg.) ... Rushed three times for 9 yards (3.0 avg.) at **New**

England (9/18), before leaving the game due to injury in the second quarter ... Made Dolphins debut at **Seattle (9/11)** ... Rushed 13 times for 38 yards (2.9 avg.) ... Also tallied three receptions for 62 yards (20.7 avg.) ... Hauled in a 50-yard catch, his longest reception on the day ... The 50-yard reception is tied for the fifth longest in Foster's career.

ARIAN FOSTER'S NFL REGULAR SEASON STATISTICS

YEAR	TEAM	GP	GS	RUSHING					RECEIVING				
				ATT	YDS	AVG	LG	TD	NO	YDS	AVG	LG	TD
2009	Houston	6	1	54	257	4.8	24	3	8	93	11.6	20	0
2010	Houston	16	13	327	1,616	4.9	74t	16	66	604	9.2	50	2
2011	Houston	13	13	278	1,224	4.4	43	10	53	617	11.6	78t	2
2012	Houston	16	16	351	1,424	4.1	46	15	40	217	5.4	23	2
2013	Houston	8	8	121	542	4.5	23	1	22	183	8.3	41	1
2014	Houston	13	13	260	1,246	4.8	51	8	38	327	8.6	56t	5
2015	Houston	4	4	63	163	2.6	16	1	22	227	10.3	32	2
2016	Miami	4	2	22	55	2.5	9	0	6	78	13.0	50	0
NFL TOTALS		80	70	1,476	6,527	4.4	74t	54	255	2,346	9.2	78t	14

2016 GAME-BY-GAME STATISTICS

DATE	OPPONENT	P/S	RUSHING					RECEIVING					W/L	SCORE
			ATT	YDS	AVG	LG	TD	NO	YDS	AVG	LG	TD		
9/11	at Seattle	1/1	13	38	2.9	9	0	3	62	20.7	50	0	L	10-12
9/18	at New England	1/1	3	9	3.0	5	0	0	0	0.0	0	0	L	24-31
9/25	CLEVELAND				INACTIVE									
9/29	at Cincinnati				INACTIVE									
10/9	TENNESSEE				INACTIVE									
10/16	PITTSBURGH	1/0	3	3	1.0	3	0	2	12	6.0	7	0	W	30-15
10/23	BUFFALO	1/0	3	5	1.7	3	0	1	4	4.0	4	0	W	28-25
11/6	N.Y. JETS				RESERVED/RETIRED									
11/13	at San Diego				RESERVED/RETIRED									
11/20	at Los Angeles				RESERVED/RETIRED									
11/27	SAN FRANCISCO				RESERVED/RETIRED									
12/4	at Baltimore				RESERVED/RETIRED									
12/11	ARIZONA				RESERVED/RETIRED									
12/17	at N.Y. Jets				RESERVED/RETIRED									
12/24	at Buffalo				RESERVED/RETIRED									
1/1	NEW ENGLAND				RESERVED/RETIRED									
2016 TOTALS		4/2	22	55	2.5	9	0	6	78	13.0	50	0		

SINGLE-GAME HIGHS

CAREER HIGHS

Rushes:	33	twice, last: vs. Jacksonville (10/30/11)
Rushing Yards:	231	vs. Indianapolis (9/12/10)
Longest Run:	74t	at Oakland (10/3/10)
TD Runs:	3	vs. Indianapolis (9/12/10)
Receptions:	9	three times, last: vs. Ind. (10/8/15)
Receiving Yards:	119	at Tennessee (10/23/11)
Longest Reception:	78t	twice, last: at Tampa Bay (11/13/11)
TD Receptions:	1	14 times, last: at Miami (10/25/15)

SEASON HIGHS

Rushes:	13	at Seattle (9/11/16)
Rushing Yards:	38	at Seattle (9/11/16)
Longest Run:	9	at Seattle (9/11/16)
TD Runs:	–	
Receptions:	3	at Seattle (9/11/16)
Receiving Yards:	62	at Seattle (9/11/16)
Longest Reception:	50	at Seattle (9/11/16)
TD Receptions:	–	





3 // K

ANDREW FRANKS

HT: 6-1 // WT: 202 // BORN: 1/11/93
 COLLEGE: RENSSELAER POLYTECHNIC INSTITUTE // ACQUIRED: FA, 2015
 NFL: SECOND SEASON // DOLPHINS: SECOND SEASON

KEY TRANSACTIONS

- Originally signed by the Dolphins as an undrafted college free agent on 5/8/15

2016 - Played in all 16 games ... Led the team in scoring with a career-high 89 points, converting 16-of-21 (76.2 pct.) FGs and 41-of-42 (97.6 pct.) PATs ... Connected on 2-of-3 FGs and 4-of-4 PATs in the 34-31 win at **Buffalo (12/24)** ... Converted a career-long 55-yard field goal with 6 seconds remaining in regulation to tie the game at 31 ... Also kicked a 27-yard game-winning FG in overtime ... Made 4-of-5 PATs at **N.Y. Jets (12/17)** ... Converted a 21-yard field goal on the final play of the game to give Miami the 26-23 victory vs. **Arizona (12/11)** ... It was the first game-winning field goal of his career ... Also made 3-of-3 PATs ... Converted 1-of-1 FGs and 4-of-4 PATs in the 31-24 win vs. **San Francisco (11/27)** ... Drilled a 24-yard field goal in the third quarter to extend Miami's lead 17-7 ... Converted 1-of-1 FGs and 4-of-4 PATs in the 31-24 win at **San Diego (11/13)** ... Made a 27-yard FG with 2:57 remaining in the fourth quarter to tie the game 24-24 ... Made 2-of-2 FGs and 3-of-3 PATs vs. **N.Y. Jets (11/6)** ... Converted 2-of-2 FGs and 2-of-2 PATs in the 28-25 victory vs. **Buffalo (10/23)** ... Kicked a 36-yard field goal in the first quarter to give the Dolphins a 3-0 lead ... Kicked 3-of-5 FGs (career high) and 3-of-3 PATs vs. **Pittsburgh (10/16)** ... His 12 points on the day were a career high ... His 30-yard field goal with 5:33 left in the second quarter gave Miami a 9-8 lead.

POSTSEASON: Converted 2-of-2 FGs and 1-of-1 PATs in the AFC Wild Card game at **Pittsburgh (1/8/17)** ... Kicked a 47-yard FG before halftime, the fifth longest of his career.

ANDREW FRANKS' NFL REGULAR SEASON STATISTICS

YEAR	TEAM	GP	FGM	FGA	PCT.	LG	XP	XPA	PCT.	BLK	PTS
2015	Miami	16	13	16	81.3	53	33	36	91.7	0	72
2016	Miami	16	16	21	76.2	55	41	42	97.6	1	89
NFL TOTALS		32	29	37	78.4	55	74	78	94.9	1	161

ANDREW FRANKS' NFL PLAYOFF STATISTICS

YEAR	TEAM	GP	FGM	FGA	PCT.	LG	XP	XPA	PCT.	BLK	PTS
2016	Miami	1	2	2	100.0	47	0	0	0.0	0	6
NFL TOTALS		1	2	2	100.0	47	0	0	0.0	0	6

2016 GAME-BY-GAME STATISTICS

DATE	OPPONENT	P/S	FGM	FGA	PCT.	LG	XP	XPA	PCT.	BLK	PTS	W/L	SCORE
9/11	at Seattle	1/0	1	2	50.0	41	1	1	100.0	0	4	L	10-12
9/18	at New England	1/0	1	1	100.0	27	3	3	100.0	0	6	L	24-31
9/25	CLEVELAND	1/0	1	1	100.0	37	3	3	100.0	0	6	W	30-24 (OT)
9/29	at Cincinnati	1/0	0	0	0.0	0	1	1	100.0	0	1	L	7-22
10/9	TENNESSEE	1/0	1	1	100.0	24	2	2	100.0	0	5	L	17-30
10/16	PITTSBURGH	1/0	3	5	60.0	30	3	3	100.0	1	12	W	30-15
10/23	BUFFALO	1/0	2	2	100.0	36	2	2	100.0	0	8	W	28-25
11/6	N.Y. JETS	1/0	2	2	100.0	33	3	3	100.0	0	9	W	27-23
11/13	at San Diego	1/0	1	1	100.0	27	4	4	100.0	0	7	W	31-24
11/20	at Los Angeles	1/0	0	0	0.0	0	2	2	100.0	0	2	W	14-10
11/27	SAN FRANCISCO	1/0	1	1	100.0	24	4	4	100.0	0	7	W	31-24
12/4	at Baltimore	1/0	0	1	0.0	0	0	0	0.0	0	0	L	6-38
12/11	ARIZONA	1/0	1	1	100.0	21	3	3	100.0	0	6	W	26-23
12/17	at N.Y. Jets	1/0	0	0	0.0	0	4	5	80.0	0	4	W	34-23
12/24	at Buffalo	1/0	2	3	66.7	55	4	4	100.0	0	10	W	34-31 (OT)
1/1/17	NEW ENGLAND	1/0	0	0	0.0	0	2	2	100.0	0	2	L	14-35
2016 TOTALS		16/0	16	21	76.2	55	41	42	97.6	1	89		
DATE	OPPONENT	P/S	FGM	FGA	PCT.	LG	XP	XPA	PCT.	BLK	PTS	W/L	SCORE
1/8/17	at Pittsburgh	1/0	2	2	100.0	47	0	0	0.0	0	6	L	12-30



SINGLE-GAME HIGHS

CAREER HIGHS

Most Points Scored:	12	vs. Pittsburgh (10/16/16)
PATs Attempted:	6	vs. Houston (10/25/15)
PATs Made:	5	twice, last: vs. Houston (10/25/15)
Consecutive PATs Made:	39	(12/6/15 - 12/11/16)
FGs Attempted:	5	vs. Pittsburgh (10/16/16)
FGs Made:	3	vs. Pittsburgh (10/16/16)
Longest FG Attempt:	63	at New England (10/29/15)
Longest FG Made:	55	at Buffalo (12/24/16)

SEASON HIGHS

Most Points Scored:	12	vs. Pittsburgh (10/16/16)
PATs Attempted:	5	at N.Y. Jets (12/17/16)
PATs Made:	4	four times, last: at Buffalo (12/24/16)
Consecutive PATs Made:	31	(9/11/16 - 12/11/16)
FGs Attempted:	5	vs. Pittsburgh (10/16/16)
FGs Made:	3	vs. Pittsburgh (10/16/16)
Longest FG Attempt:	55	at Buffalo (12/24/16)
Longest FG Made:	55	at Buffalo (12/24/16)





19 // WR

JAKEEM GRANT

HT: 5-7 // WT: 172 // BORN: 10/30/92
 COLLEGE: TEXAS TECH '16 // ACQUIRED: D6A
 NFL: ROOKIE SEASON // DOLPHINS: ROOKIE SEASON

KEY TRANSACTIONS

- Originally a sixth-round draft selection (186th overall) of the Dolphins in the 2016 NFL Draft

2016 - Played in all 16 games ... Returned 19 kickoffs for 439 yards (23.1 avg.) and 20 punts for 165 yards (8.3 avg.) and one touchdown ... Also rushed once for 1 yard ... Returned two punts for 14 yards (7.0 avg.) and one kickoff 19 yards vs. **New England (1/1/17)** ... Also rushed once for 1 yard ... Returned one kickoff 41 yards at **Buffalo (12/24)** ... Returned two punts for 17 yards (8.5 avg.) at **N.Y. Jets (12/17)** ... Also returned two kickoffs for 20 yards (10.0 avg.) ...

Appeared on special teams, but did not record any statistics vs. **Arizona (12/11)** ... Returned one kickoff 18 yards at **Baltimore (12/4)** ... Returned one punt for 15 yards vs. **Pittsburgh (10/16)** ... Returned one punt 74 yards for his first career touchdown in the second quarter to tie the game vs. **Tennessee (10/9)** ... It was the seventh-longest punt return in team history and the third longest by a rookie ... Also returned two kickoffs for 47 yards (23.5 avg.) ... Longest kickoff return on the day was for 26 yards ... Returned one kickoff for 18 yards and three punts for 13 yards (4.3 avg.) at **Cincinnati (9/29)** ... Returned one kickoff for 27 yards vs. **Cleveland (9/25)** ... Made NFL and Dolphins debut at **Seattle (9/11)** ... Served as the primary kick and punt returner for Miami ... Returned three punts for 16 yards (5.3 avg.) ... Returned two kickoffs for 67 yards (33.5 avg.).

POSTSEASON: Returned one kickoff for 18 yards in the AFC Wild Card game at **Pittsburgh (1/8/17)**.

JAKEEM GRANT'S NFL REGULAR SEASON STATISTICS

YEAR	TEAM	GP	GS	RECEIVING					RUSHING				
				NO	YDS	AVG	LG	TD	ATT	YDS	AVG	LG	TD
2016	Miami	16	0	0	0	0.0	0	0	1	1	1.0	1	0
NFL TOTALS		16	0	0	0	0.0	0	0	1	1	1.0	1	0

JAKEEM GRANT'S NFL PLAYOFF STATISTICS

YEAR	TEAM	GP	GS	RECEIVING					RUSHING				
				NO	YDS	AVG	LG	TD	ATT	YDS	AVG	LG	TD
2016	Miami	1	0	0	0	0.0	0	0	0	0	0.0	0	0
NFL TOTALS		1	0	0	0	0.0	0	0	0	0	0.0	0	0

JAKEEM GRANT'S NFL REGULAR SEASON RETURN STATS

KICKOFF									PUNT					
YEAR	TEAM	GP	GS	RET.	YDS	AVG	LG	TD	NO.	FC	YDS	AVG.	LG	TD
2016	Miami	16	0	19	439	23.1	45	0	20	3	165	8.3	74t	1
NFL TOTALS		16	0	19	439	23.1	45	0	20	3	165	8.3	74t	1

JAKEEM GRANT'S NFL PLAYOFF RETURN STATISTICS

KICKOFF										PUNT					
YEAR	TEAM	GP	GS	RET.	YDS	AVG	LG	TD		NO.	FC	YDS	AVG.	LG	TD
2016	Miami	1	0	1	18	18.0	18	0		0	0	0	0.0	0	0
NFL TOTALS		1	0	1	18	18.0	18	0		0	0	0	0.0	0	0



2016 GAME-BY-GAME STATISTICS

DATE	OPPONENT	P/S	RECEIVING					RUSHING					W/L	SCORE
			NO	YDS	AVG	LG	TD	ATT	YDS	AVG	LG	TD		
9/11	at Seattle	1/0	0	0	0.0	0	0	0	0	0.0	0	0	L	10-12
9/18	at New England	1/0	0	0	0.0	0	0	0	0	0.0	0	0	L	24-31
9/25	CLEVELAND	1/0	0	0	0.0	0	0	0	0	0.0	0	0	W	30-24 (OT)
9/29	at Cincinnati	1/0	0	0	0.0	0	0	0	0	0.0	0	0	L	7-22
10/9	TENNESSEE	1/0	0	0	0.0	0	0	0	0	0.0	0	0	L	17-30
10/16	PITTSBURGH	1/0	0	0	0.0	0	0	0	0	0.0	0	0	W	30-15
10/23	BUFFALO	1/0	0	0	0.0	0	0	0	0	0.0	0	0	W	28-25
11/6	N.Y. JETS	1/0	0	0	0.0	0	0	0	0	0.0	0	0	W	27-23
11/13	at San Diego	1/0	0	0	0.0	0	0	0	0	0.0	0	0	W	31-24
11/20	at Los Angeles	1/0	0	0	0.0	0	0	0	0	0.0	0	0	W	14-10
11/27	SAN FRANCISCO	1/0	0	0	0.0	0	0	0	0	0.0	0	0	W	31-24
12/4	at Baltimore	1/0	0	0	0.0	0	0	0	0	0.0	0	0	L	6-38
12/11	ARIZONA	1/0	0	0	0.0	0	0	0	0	0.0	0	0	W	26-23
12/17	at N.Y. Jets	1/0	0	0	0.0	0	0	0	0	0.0	0	0	W	34-13
12/24	at Buffalo	1/0	0	0	0.0	0	0	0	0	0.0	0	0	W	34-31 (OT)
1/1/17	NEW ENGLAND	1/0	0	0	0.0	0	0	1	1	1.0	1	0	L	14-35
2016 TOTALS		16/0	0	0	0.0	0	0	1	1	1.0	1	0		


DATE	OPPONENT	P/S	NO	YDS	AVG	LG	TD	ATT	YDS	AVG	LG	TD	W/L	SCORE
1/8/17	at Pittsburgh	1/0	0	0	0.0	0	0	0	0	0.0	0	0	L	12-30

SINGLE-GAME HIGHS

CAREER HIGHS		
Receptions:	—	
Receiving Yards:	—	
Longest Reception:	—	
TD Receptions:	—	
Rushes:	1	vs. New England (1/1/17)
Rushing Yards:	1	vs. New England (1/1/17)
Longest Rush:	1	vs. New England (1/1/17)

SEASON HIGHS		
Receptions:	—	
Receiving Yards:	—	
Longest Reception:	—	
TD Reception:	—	
Rushes:	1	vs. New England (1/1/17)
Rushing Yards:	1	vs. New England (1/1/17)
Longest Rush:	1	vs. New England (1/1/17)





48 // TE

MARQUEIS GRAY

HT: 6-4 // WT: 255 // BORN: 11/7/89
 COLLEGE: MINNESOTA '13 // ACQUIRED: FA, 2016
 NFL: FOURTH SEASON // DOLPHINS: FIRST SEASON

KEY TRANSACTIONS

- Signed by the Dolphins as a free agent on 3/31/16
- Signed by San Francisco as a undrafted college free agent on 5/7/13

2016 - Played in all 16 games with seven starts ... Recorded 14 receptions for 174 yards (12.4 avg.) ... Started in the 34-13 victory at **N.Y. Jets (12/17)** ... Recorded three receptions for 28 yards (9.3 avg.) and returned one kickoff for 11 yards ... Downed a 36-yard punt by P Matt Darr at Arizona's 10-yard line in the first quarter vs. **Arizona (12/11)** ... Started vs. **Pittsburgh (10/16)** and recorded three receptions for a career-high 81 yards (27.0 avg.) ... Caught a career-high 53-yard pass from QB Ryan Tannehill in the second quarter ...

Provided a pancake block at the point of attack on RB Jay Ajayi's 11-yard game-winning touchdown run vs. **Cleveland (9/25)**.

POSTSEASON: Started in the AFC Wild Card game at **Pittsburgh (1/8/17)** ... Did not record any statistics.

MarQUEIS GRAY'S NFL REGULAR SEASON STATISTICS

YEAR	TEAM	GP	GS	RECEIVING					RUSHING				
				NO	YDS	AVG	LG	TD	ATT	YDS	AVG	LG	TD
2013	Cleveland	12	2	2	8	14.0	5	0	6	43	7.2	18	0
2014	Min./Buf.	13	5	9	134	14.9	41	0	0	0	0.0	0	0
2015	Buffalo	4	0	1	2	2.0	2	0	0	0	0.0	0	0
2016	Miami	16	7	14	174	12.4	53	0	0	0	0.0	0	0
NFL TOTALS		45	14	26	318	12.2	53	0	6	43	7.2	18	0

MarQUEIS GRAY'S NFL PLAYOFF STATISTICS

YEAR	TEAM	GP	GS	RECEIVING					RUSHING				
				NO	YDS	AVG	LG	TD	ATT	YDS	AVG	LG	TD
2016	Miami	1	1	0	0	0.0	0	0	0	0	0.0	0	0
NFL TOTALS		1	1	0	0	0.0	0	0	0	0	0.0	0	0

2016 GAME-BY-GAME STATISTICS

DATE	OPPONENT	P/S	RECEIVING					RUSHING					W/L	SCORE
			NO	YDS	AVG	LG	TD	ATT	YDS	AVG	LG	TD		
9/11	at Seattle	1/0	0	0	0.0	0	0	0	0	0.0	0	0	L	10-12
9/18	at New England	1/0	0	0	0.0	0	0	0	0	0.0	0	0	L	24-31
9/25	CLEVELAND	1/0	0	0	0.0	0	0	0	0	0.0	0	0	W	30-24 (OT)
9/29	at Cincinnati	1/0	0	0	0.0	0	0	0	0	0.0	0	0	L	7-22
10/9	TENNESSEE	1/1	0	0	0.0	0	0	0	0	0.0	0	0	L	17-30
10/16	PITTSBURGH	1/1	3	81	27.0	53	0	0	0	0.0	0	0	W	30-15
10/23	BUFFALO	1/1	0	0	0.0	0	0	0	0	0.0	0	0	W	28-25
11/6	N.Y. JETS	1/1	2	10	5.0	6	0	0	0	0.0	0	0	W	27-23
11/13	at San Diego	1/0	2	18	9.0	9	0	0	0	0.0	0	0	W	31-24
11/20	at Los Angeles	1/0	1	5	5.0	5	0	0	0	0.0	0	0	W	14-10
11/27	SAN FRANCISCO	1/1	2	12	6.0	7	0	0	0	0.0	0	0	W	31-24
12/4	at Baltimore	1/0	0	0	0.0	0	0	0	0	0.0	0	0	L	6-38
12/11	ARIZONA	1/0	0	0	0.0	0	0	0	0	0.0	0	0	W	26-23
12/17	at N.Y. Jets	1/1	3	28	9.3	19	0	0	0	0.0	0	0	W	34-13
12/24	at Buffalo	1/1	1	20	20.0	20	0	0	0	0.0	0	0	W	34-31 (OT)
1/1/17	NEW ENGLAND	1/0	0	0	0.0	0	0	0	0	0.0	0	0	L	14-35
2016 TOTALS		16/7	14	174	12.4	53	0	0	0	0.0	0	0		

DATE	OPPONENT	P/S	NO	YDS	AVG	LG	TD	ATT	YDS	AVG	LG	TD	W/L	SCORE
1/8/17	at Pittsburgh	1/1	0	0	0.0	0	0	0	0	0.0	0	0	L	12-30

SINGLE-GAME HIGHS

CAREER HIGHS

Receptions: 3 three times, last: at N.Y. Jets (12/17/16)
Receiving Yards: 81 vs. Pittsburgh (10/16/16)
Longest Reception: 53 vs. Pittsburgh (10/16/16)
TD Receptions: —

SEASON HIGHS

Receptions: 3 twice, last: at N.Y. Jets (12/17/16)
Receiving Yards: 81 vs. Pittsburgh (10/16/16)
Longest Reception: 53 vs. Pittsburgh (10/16/16)
TD Receptions: —



71 // T

BRYCE
HARRIS

HT: 6-6 // WT: 300 // BORN: 1/16/89
COLLEGE: FRESNO STATE '12 // ACQUIRED: WAL, 2016 (JAX)
NFL: FIFTH SEASON // DOLPHINS: FIRST SEASON

KEY TRANSACTIONS

- Awarded from waivers by the Dolphins on 11/21/16
- Originally signed by Atlanta as an undrafted college free agent on 4/30/12


2016 - Did not play for one game ... Inactive for one game ... Waived on 12/6 ... Signed by the Dolphins on 11/21.

BRYCE HARRIS' NFL REGULAR SEASON STATISTICS

GAMES/STARTS: (New Orleans) 2012: 2/1, 2013: 16/1, 2014: 16/2 (Atlanta) 2015: 1/0

NFL TOTALS: 35/4





37 // S

A.J.
HENDY

HT: 6-0 // WT: 209 // BORN: 4/8/93
 COLLEGE: MARYLAND '16 // ACQUIRED: FA, 2016
 NFL: ROOKIE SEASON // DOLPHINS: ROOKIE SEASON

KEY TRANSACTIONS

- Originally signed by the Dolphins as an undrafted college free agent on 5/6/16

2016 - Played in one game ... Played on special teams vs. **New England (1/1/17)** ... Signed from the Dolphins' practice squad on 12/27 ... Spent Weeks 1-16 on the Dolphins' practice squad.

POSTSEASON: Inactive for the AFC Wild Card game at **Pittsburgh (1/8/17)**.

A.J. HENDY'S NFL REGULAR SEASON STATISTICS

YEAR	TEAM	GP	GS	TACKLES					INTERCEPTIONS					FUMBLES		
				TOT	SOLO	ASST	SK	YDS	NO	YDS	LG	TD	PD	FF	FR	YDS
2016	Miami	1	0	0	0	0	0.0	0.0	0	0	0	0	0	0	0	0
NFL TOTALS		1	0	0	0	0	0.0	0.0	0	0	0	0	0	0	0	0

2016 GAME-BY-GAME STATISTICS

DATE	OPPONENT	P/S	TCK	SOLO	AST	SK	YDS	INT	YDS	PD	FF	FR
9/11	at Seattle						PRACTICE SQUAD					
9/18	at New England						PRACTICE SQUAD					
9/25	CLEVELAND						PRACTICE SQUAD					
9/29	at Cincinnati						PRACTICE SQUAD					
10/9	TENNESSEE						PRACTICE SQUAD					
10/16	PITTSBURGH						PRACTICE SQUAD					
10/23	BUFFALO						PRACTICE SQUAD					
11/6	N.Y. JETS						PRACTICE SQUAD					
11/13	at San Diego						PRACTICE SQUAD					
11/20	at Los Angeles						PRACTICE SQUAD					
11/27	SAN FRANCISCO						PRACTICE SQUAD					
12/4	at Baltimore						PRACTICE SQUAD					
12/11	ARIZONA						PRACTICE SQUAD					
12/17	at N.Y. Jets						PRACTICE SQUAD					
12/24	at Buffalo						PRACTICE SQUAD					
1/1/17	NEW ENGLAND	1/0	0	0	0	0.0	0.0	0	0	0	0	0
2016 TOTALS		1/0	0	0	0	0.0	0.0	0	0	0	0	0
DATE	OPPONENT	P/S	TCK	SOLO	AST	SK	YDS	INT	YDS	PD	FF	FR
1/8/17	at Pittsburgh						INACTIVE					

SINGLE-GAME HIGHS

CAREER HIGHS

Tackles: —
 Sacks: —
 Interceptions: —
 Passes Defensed: —
 Forced Fumbles: —
 Fumble Recoveries: —

SEASON HIGHS

Tackles: —
 Sacks: —
 Interceptions: —
 Passes Defensed: —
 Forced Fumbles: —
 Fumble Recoveries: —





46 // LB

NEVILLE HEWITT

HT: 6-2 // WT: 232 // BORN: 4/6/93
 COLLEGE: MARSHALL '15 // ACQUIRED: FA, 2015
 NFL: SECOND SEASON // DOLPHINS: SECOND SEASON

KEY TRANSACTIONS

- Originally signed by the Dolphins as an undrafted college free agent on 5/8/15

2016 - Played in 16 games with five starts ... Recorded 57 tackles (35 solo), one sack, one pass defended and one fumble recovery ... Registered four tackles (two solo) vs. **New England (1/1/17)** ... Served as a game captain ... Started in the 34-31 victory at **Buffalo (12/24)** ... Recorded a career-high nine tackles (six solo) ... Tallied four tackles (three solo) and one sack at **N.Y. Jets (12/17)** ... Notched his first career sack in the third quarter for a loss of 9 yards ... Recorded

three tackles (two solo) and one fumble recovery at **Baltimore (12/4)** ... Recovered a TE Dennis Pitta fumble that was forced by CB Byron Maxwell at Baltimore's 35-yard line in the fourth quarter ... Registered six tackles (two solo) in the 31-24 victory vs. **San Francisco (11/27)** ... Registered six tackles (five solo) vs. **Cleveland (9/25)**.

POSTSEASON: Recorded five tackles (three solo) in the AFC Wild Card game at **Pittsburgh (1/8/17)**.

NEVILLE HEWITT'S NFL REGULAR SEASON STATISTICS

YEAR	TEAM	GP	GS	TACKLES					INTERCEPTIONS					FUMBLES		
				TOT	SOLO	ASST	SK	YDS	NO	YDS	LG	TD	PD	FF	FR	YDS
2015	Miami	16	2	32	22	10	0.0	0.0	1	0	0	0	3	0	0	0
2016	Miami	16	5	57	35	22	1.0	9.0	0	0	0	0	1	0	1	0
NFL TOTALS		32	7	89	57	32	1.0	9.0	1	0	0	0	4	0	1	0

NEVILLE HEWITT'S NFL PLAYOFF STATISTICS

YEAR	TEAM	GP	GS	TACKLES					INTERCEPTIONS					FUMBLES		
				TOT	SOLO	ASST	SK	YDS	NO	YDS	LG	TD	PD	FF	FR	YDS
2016	Miami	1	0	5	3	2	0.0	0.0	0	0	0	0	0	0	0	0
NFL TOTALS		1	0	5	3	2	0.0	0.0	0	0	0	0	0	0	0	0

2016 GAME-BY-GAME STATISTICS

DATE	OPPONENT	P/S	TCK	SOLO	AST	SK	YDS	INT	YDS	PD	FF	FR
9/11	at Seattle	1/0	0	0	0	0.0	0.0	0	0	0	0	0
9/18	at New England	1/0	1	1	0	0.0	0.0	0	0	0	0	0
9/25	CLEVELAND	1/0	6	5	1	0.0	0.0	0	0	0	0	0
9/29	at Cincinnati	1/1	4	3	1	0.0	0.0	0	0	0	0	0
10/9	TENNESSEE	1/1	3	0	3	0.0	0.0	0	0	0	0	0
10/16	PITTSBURGH	1/0	3	1	2	0.0	0.0	0	0	0	0	0
10/23	BUFFALO	1/0	3	3	0	0.0	0.0	0	0	0	0	0
11/6	N.Y. JETS	1/0	0	0	0	0.0	0.0	0	0	0	0	0
11/13	at San Diego	1/1	4	2	2	0.0	0.0	0	0	0	0	0
11/20	at Los Angeles	1/1	4	4	0	0.0	0.0	0	0	0	0	0
11/27	SAN FRANCISCO	1/0	6	2	4	0.0	0.0	0	0	0	0	0
12/4	at Baltimore	1/0	3	2	1	0.0	0.0	0	0	0	0	1
12/11	ARIZONA	1/0	3	1	2	0.0	0.0	0	0	1	0	0
12/17	at N.Y. Jets	1/0	4	3	1	1.0	9.0	0	0	0	0	0
12/24	at Buffalo	1/1	9	6	3	0.0	0.0	0	0	0	0	0
1/1/17	NEW ENGLAND	1/0	4	2	2	0.0	0.0	0	0	0	0	0
2016 TOTALS		16/5	57	35	22	1.0	9.0	0	0	1	0	1

DATE	OPPONENT	P/S	TCK	SOLO	AST	SK	YDS	INT	YDS	PD	FF	FR
1/8/17	at Pittsburgh	1/0	5	3	2	0.0	0.0	0	0	0	0	0

SINGLE-GAME HIGHS

CAREER HIGHS

Tackles: 9 at Buffalo (12/24/16)
Sacks: 1 at N.Y. Jets (12/17/16)
Interceptions: 1 vs. Dallas (11/22/15)
Passes Defensed: 1 three times, last: vs. NE (1/3/16)
Forced Fumbles: –
Fumble Recoveries: 1 at Baltimore (12/4/16)

SEASON HIGHS

Tackles: 9 at Buffalo (12/24/16)
Sacks: 1 at N.Y. Jets (12/17/16)
Interceptions: –
Passes Defensed: 1 vs. Arizona (12/11/16)
Forced Fumbles: –
Fumble Recoveries: 1 at Baltimore (12/4/16)





25 // CB

XAVIEN HOWARD

HT: 6-1 // WT: 198 // BORN: 7/4/93
 COLLEGE: BAYLOR '16 // ACQUIRED: D2, 38
 NFL: ROOKIE SEASON // DOLPHINS: ROOKIE SEASON

KEY TRANSACTIONS

- Originally a second-round selection (38th overall) of the Dolphins in the 2016 NFL Draft

2016 - Played in seven games with six starts ... Inactive for nine games due to injury ... Recorded 40 tackles (29 solo), six passes defended and one forced fumble ... Totaled six tackles (four solo) and one pass defended in the 34-31 victory at **Buffalo (12/24)** ... Broke up a QB Tyrod Taylor pass intended for WR Sammy Watkins in the second quarter ... Registered three solo tackles and three passes defended at **N.Y. Jets (12/17)** ... Recorded six tackles (five solo) and three passes defended at **Cincinnati (9/29)** ... Totaled six solo tackles, one pass defended and one forced fumble vs. **Cleveland (9/25)** ... Forced a fumble from WR Ricardo Lewis in the third quarter ... Recorded five tackles (two solo) at **New England (9/18)** ... Made first career start at **Seattle (9/11)** in his NFL and Dolphins debut ... Became the first Dolphins rookie to start Week 1 at cornerback since Sean Smith (2009) ... Recorded a season-high 11 tackles (six solo).

POSTSEASON: Recorded five tackles (three solo), one tackle for loss, one interception and two passes defended in the AFC Wild Card game at **Pittsburgh (1/8/17)** ... Broke up a pass intended for WR Antonio Brown on third-and-10 in the fourth quarter, forcing Pittsburgh to punt ... Intercepted QB Ben Roethlisberger on third-and-8, returning it 11 yards in the fourth quarter ... He became the second rookie in team history to record an interception in a playoff game, joining Troy Vincent (1992).

XAVIEN HOWARD'S NFL REGULAR SEASON STATISTICS

YEAR	TEAM	GP	GS	TACKLES					INTERCEPTIONS					FUMBLES		
				TOT	SOLO	ASST	SK	YDS	NO	YDS	LG	TD	PD	FF	FR	YDS
2016	Miami	7	6	40	29	11	0.0	0.0	0	0	0	0	6	1	0	0
NFL TOTALS		7	6	40	29	11	0.0	0.0	0	0	0	0	6	1	0	0

XAVIEN HOWARD'S NFL PLAYOFF STATISTICS

YEAR	TEAM	GP	GS	TACKLES					INTERCEPTIONS					FUMBLES		
				TOT	SOLO	ASST	SK	YDS	NO	YDS	LG	TD	PD	FF	FR	YDS
2016	Miami	1	1	5	3	2	0.0	0.0	1	11	11	0	2	0	0	0
NFL TOTALS		1	1	5	3	2	0.0	0.0	1	11	11	0	2	0	0	0

2016 GAME-BY-GAME STATISTICS

DATE	OPPONENT	P/S	TCK	SOLO	AST	SK	YDS	INT	YDS	PD	FF	FR
9/11	at Seattle	1/1	11	6	5	0.0	0.0	0	0	0	0	0
9/18	at New England	1/1	5	2	3	0.0	0.0	0	0	1	0	0
9/25	CLEVELAND	1/1	6	6	0	0.0	0.0	0	0	1	1	0
9/29	at Cincinnati	1/1	6	5	1	0.0	0.0	0	0	0	0	0
10/9	TENNESSEE							INACTIVE				
10/16	PITTSBURGH							INACTIVE				
10/23	BUFFALO							INACTIVE				
11/6	N.Y. JETS							INACTIVE				
11/13	at San Diego							INACTIVE				
11/20	at Los Angeles							INACTIVE				
11/27	SAN FRANCISCO							INACTIVE				
12/4	at Baltimore							INACTIVE				
12/11	ARIZONA							INACTIVE				
12/17	at N.Y. Jets	1/0	3	3	0	0.0	0.0	0	0	3	0	0
12/24	at Buffalo	1/1	6	4	2	0.0	0.0	0	0	1	0	0
1/1/17	NEW ENGLAND	1/1	3	3	0	0.0	0.0	0	0	0	0	0
2016 TOTALS		7/6	40	29	11	0.0	0.0	0	0	6	1	0

DATE	OPPONENT	P/S	TCK	SOLO	AST	SK	YDS	INT	YDS	PD	FF	FR
1/8/17	at Pittsburgh	1/1	5	3	2	0.0	0.0	1	11	2	0	0

SINGLE-GAME HIGHS

CAREER HIGHS

Tackles: 11 at Seattle (9/11/16)
Sacks: —
Interceptions: —
Passes Defended: 3 at N.Y. Jets (12/17/16)
Forced Fumbles: 1 vs. Cleveland (9/25/16)
Fumble Recoveries: —

SEASON HIGHS

Tackles: 11 at Seattle (9/11/16)
Sacks: —
Interceptions: —
Passes Defended: 3 at N.Y. Jets (12/17/16)
Forced Fumbles: 1 vs. Cleveland (9/25/16)
Fumble Recoveries: —





45 // LB

MIKE HULL

HT: 6-0 // WT: 233 // BORN: 5/25/91
 COLLEGE: PENN STATE '15 // ACQUIRED: FA, 2015
 NFL: SECOND SEASON // DOLPHINS: SECOND SEASON

KEY TRANSACTIONS

- Signed to the Dolphins' active roster on 1/2/16
- Originally signed by the Dolphins as an undrafted college free agent on 5/8/15

2016 - Played in 16 games with one start ... Recorded 15 tackles (seven solo), one interception and one pass defended ... Finished second in the NFL with 18 special teams tackles ... Tallied two solo tackles and one special teams tackle vs. **New England (1/1/17)** ... Totaled one assisted tackle and one assisted special teams tackle at **N.Y. Jets (12/17)** ... Made first career start in the 26-23 victory vs. **Arizona (12/11)** ... Recorded a career-high eight tackles (two solo),

one interception and one pass defended ... Intercepted QB Carson Palmer, returning the ball 8 yards in the first quarter ... Also served as a game captain ... Registered four tackles (three solo) at **Baltimore (12/4)** ... Recorded four special teams tackles (one solo) vs. **San Francisco (11/27)** ... Played one defensive snap in place of an injured LB Kiko Alonso ... Registered two special teams tackles vs. **Pittsburgh (10/16)** ... Also served as a game captain ... Totaled two special teams tackles at **New England (9/18)**.

POSTSEASON: Made one special teams tackle in the AFC Wild Card game at **Pittsburgh (1/8/17)**.

MIKE HULL'S NFL REGULAR SEASON STATISTICS

YEAR	TEAM	GP	GS	TACKLES					INTERCEPTIONS					FUMBLES		
				TOT	SOLO	ASST	SK	YDS	NO	YDS	LG	TD	PD	FF	FR	YDS
2015	Miami	3	0	1	1	0	0.0	0.0	0	0	0	0	0	0	0	0
2016	Miami	16	1	15	7	8	0.0	0.0	1	8	8	0	1	0	0	0
NFL TOTALS		19	1	16	8	8	0.0	0.0	1	8	8	0	1	0	0	0

MIKE HULL'S NFL PLAYOFF STATISTICS

YEAR	TEAM	GP	GS	TACKLES					INTERCEPTIONS					FUMBLES		
				TOT	SOLO	ASST	SK	YDS	NO	YDS	LG	TD	PD	FF	FR	YDS
2016	Miami	1	0	0	0	0	0.0	0.0	0	0	0	0	0	0	0	0
NFL TOTALS		1	0	0	0	0	0.0	0.0	0	0	0	0	0	0	0	0

2016 GAME-BY-GAME STATISTICS

DATE	OPPONENT	P/S	TCK	SOLO	AST	SK	YDS	INT	YDS	PD	FF	FR
9/11	at Seattle	1/0	0	0	0	0.0	0.0	0	0	0	0	0
9/18	at New England	1/0	0	0	0	0.0	0.0	0	0	0	0	0
9/25	C1/0	1/0	0	0	0	0.0	0.0	0	0	0	0	0
9/29	at Cincinnati	1/0	0	0	0	0.0	0.0	0	0	0	0	0
10/9	TENNESSEE	1/0	0	0	0	0.0	0.0	0	0	0	0	0
10/16	PITTSBURGH	1/0	0	0	0	0.0	0.0	0	0	0	0	0
10/23	BUFFALO	1/0	0	0	0	0.0	0.0	0	0	0	0	0
11/6	N.Y. JETS	1/0	0	0	0	0.0	0.0	0	0	0	0	0
11/13	at San Diego	1/0	0	0	0	0.0	0.0	0	0	0	0	0
11/20	at Los Angeles	1/0	0	0	0	0.0	0.0	0	0	0	0	0
11/27	SAN FRANCISCO	1/0	0	0	0	0.0	0.0	0	0	0	0	0
12/4	at Baltimore	1/0	4	3	1	0.0	0.0	0	0	0	0	0
12/11	ARIZONA	1/1	8	2	6	0.0	0.0	1	8	1	0	0
12/17	at N.Y. Jets	1/0	1	0	1	0.0	0.0	0	0	0	0	0
12/24	at Buffalo	1/0	0	0	0	0.0	0.0	0	0	0	0	0
1/1/17	NEW ENGLAND	1/0	2	2	0	0.0	0.0	0	0	0	0	0
2016 TOTALS		16/1	15	7	8	0.0	0.0	1	8	1	0	0

DATE	OPPONENT	P/S	TCK	SOLO	AST	SK	YDS	INT	YDS	PD	FF	FR
1/8/17	at Pittsburgh	1/0	0	0	0	0.0	0.0	0	0	0	0	0

SINGLE-GAME HIGHS


CAREER HIGHS

Tackles: 8 vs. Arizona (12/11/16)
Sacks: —
Interceptions: 1 vs. Arizona (12/11/16)
Passes Defended: 1 vs. Arizona (12/11/16)
Forced Fumbles: —
Fumble Recoveries: —

SEASON HIGHS

Tackles: 8 vs. Arizona (12/11/16)
Sacks: —
Interceptions: 1 vs. Arizona (12/11/16)
Passes Defended: 1 vs. Arizona (12/11/16)
Forced Fumbles: —
Fumble Recoveries: —





70 // T

JA'WUAN JAMES

HT: 6-6 // WT: 307 // BORN: 6/3/92
 COLLEGE: TENNESSEE '14 // ACQUIRED: D1, 2014
 NFL: THIRD SEASON // DOLPHINS: THIRD SEASON

KEY TRANSACTIONS

- Originally a first-round selection (19th overall) of the Dolphins in the 2014 NFL Draft

2016 - Started all 16 games at right tackle ... Protected QB Ryan Tannehill, who prior to his Week 14 injury posted a career-high 93.5 quarterback rating and 7.70 yards per attempt ... Part of an offensive line that helped RB Jay Ajayi eclipse the 1,000-yard rushing mark (1,272) for the first time in his career and set career highs in rushing attempts (260), average (4.9) and touchdowns (8) ... Ajayi's 1,272 rushing yards were the third-most in Dolphins history ... Started vs. **New England (1/1/17)** ... QB Matt Moore completed 24-of-34 passes (70.6

pct.) for 205 yards and two touchdowns ... Started in the 34-31 win at **Buffalo (12/24)** ... Blocked for RB Jay Ajayi who rushed a career-high 32 times for 206 yards (6.4 avg.) and one touchdown ... Also protected QB Matt Moore who completed 16-of-30 passes (53.3 pct.) for 233 yards and two touchdowns ... O-line did not allow a sack on the day ... Started and served as a game captain in the 34-13 victory at **N.Y. Jets (12/17)** ... Protected QB Matt Moore in his first start since 2011 ... Moore completed 12-of-18 (66.7 pct.) throws for 236 yards and a career-high four touchdowns ... Moore also earned a 126.2 QB rating, the fourth highest of his career ... Started in the 26-23 win vs. **Arizona (12/11)** ... Protected QB Ryan Tannehill who completed 15-of-20 (75.0 pct.) passes for 195 yards, three touchdowns and a 124.0 QB rating ... This marked Tannehill's third game of the season with three-plus touchdown passes ... Started in the 31-24 victory vs. **San Francisco (11/27)** ... Played on an o-line that helped QB Ryan Tannehill complete 20-of-30 passes (66.7 pct.) for 285 yards and three touchdowns ... Tannehill also earned a 130.6 QB rating, tied for the second-best mark of his career ... Started in the 14-10 win at **Los Angeles (11/20)** ... Protected QB Ryan Tannehill, who completed 24-of-34 (70.6 pct.) passes for 172 yards and two touchdowns ... Started in the 31-24 win at **San Diego (11/13)** ... QB Ryan Tannehill completed 17-of-24 throws (70.1 pct.) for 240 yards and two touchdowns ... Tannehill posted a season high 130.6 QB rating ... Also blocked for a run game that amassed 106 yards and one touchdown on 25 attempts (4.2 avg.) ... Started in the 27-23 victory vs. **N.Y. Jets (11/6)** ... Protected QB Ryan Tannehill who completed 17-of-28 (60.7 pct.) passes for 149 yards and one touchdown ... Also blocked for RB Jay Ajayi who carried the ball 24 times for 111 yards (4.6 avg.) and one touchdown ... This was the third consecutive game Ajayi topped the 100-yard rushing mark ... Started in the 28-25 win vs. **Buffalo (10/23)** ... Protected QB Ryan Tannehill who completed 15-of-25 passes (60.0 pct.) for 204 yards and one touchdown ... Blocked for RB Jay Ajayi who rushed for a career-high 214 yards, the third most in a single game in franchise history ... Started vs. **Pittsburgh (10/15)** ... Protected QB Ryan Tannehill who completed 24-of-32 throws (75.0 pct.), earning a 97.4 QB rating ... Part of an o-line that did not allow a sack on the day ... Also blocked for RB Jay Ajayi who rushed for 204 yards, the sixth-most in a single game in team history ... Started vs. **Cleveland (9/25)** ... Protected QB Ryan Tannehill who completed 25-of-39 passes (64.1 pct.) for 319 yards and three touchdowns ... Also blocked for a Dolphins run game that rushed for 115 yards and one touchdown on 25 attempts (4.6 avg.) ... Started at **New England (9/18)** ... Protected QB Ryan Tannehill who completed 32-of-45 passes for 387 yards and two touchdowns ... O-line did not allow a sack in the game.

POSTSEASON: Started in the AFC Wild Card game at **Pittsburgh (1/8/17)**.

JA'WUAN JAMES' NFL REGULAR SEASON STATISTICS

GAMES/STARTS: 2014: 16/16, 2015: 7/7, 2016: 16/16

NFL TOTALS: 39/39

JA'WUAN JAMES' NFL PLAYOFF STATISTICS

GAMES/STARTS: 2016: 1/1

NFL TOTALS: 1/1





53 // LB

JELANI JENKINS

HT: 6-0 // WT: 240 // BORN: 3/13/92
 COLLEGE: FLORIDA '13 // ACQUIRED: D4A, 2013
 NFL: FOURTH SEASON // DOLPHINS: FOURTH SEASON

KEY TRANSACTIONS

- Originally was a fourth-round selection (104th overall) of the Dolphins in the 2013 NFL Draft

2016 - Played nine games with seven starts ... Inactive seven games due to injury ... Recorded 29 tackles (15 solo) and one pass defended ... Made three solo tackles vs. **San Francisco (11/27)** ... Registered four tackles (two solo) at **San Diego (11/13)** ... Recorded three solo tackles vs. **N.Y. Jets (11/6)** ... Left the game due to injury in the second quarter ... Tallied two solo tackles vs. **Buffalo (10/23)** ... Registered three tackles (two solo) vs. **Cleveland (9/25)** ...

Tallied five tackles (two solo) at **New England (9/18)** ... Recorded seven tackles (one solo) at **Seattle (9/11)**.

POSTSEASON: Recorded two solo tackles in the AFC Wild Card game at **Pittsburgh (1/8/17)**.

JELANI JENKINS' NFL REGULAR SEASON STATISTICS

YEAR	TEAM	GP	GS	TACKLES					INTERCEPTIONS					FUMBLES		
				TOT	SOLO	ASST	SK	YDS	NO	YDS	LG	TD	PD	FF	FR	YDS
2013	Miami	16	0	11	10	1	0.0	0.0	0	0	0	0	0	0	0	0
2014	Miami	15	14	108	81	27	3.5	26.5	0	0	0	0	1	2	0	0
2015	Miami	13	13	71	50	21	0.0	0.0	0	0	0	0	3	1	1	0
2016	Miami	9	7	29	15	14	0.0	0.0	0	0	0	0	1	0	0	0
NFL TOTALS		53	34	219	156	63	3.5	26.5	0	0	0	0	5	3	1	0

JELANI JENKINS' NFL PLAYOFF STATISTICS

YEAR	TEAM	GP	GS	TACKLES					INTERCEPTIONS					FUMBLES		
				TOT	SOLO	ASST	SK	YDS	NO	YDS	LG	TD	PD	FF	FR	YDS
2016	Miami	1	1	2	2	0	0.0	0.0	0	0	0	0	0	0	0	0
NFL TOTALS		1	1	2	2	0	0.0	0.0	0	0	0	0	0	0	0	0

2016 GAME-BY-GAME STATISTICS

DATE	OPPONENT	P/S	TCK	SOLO	AST	SK	YDS	INT	YDS	PD	FF	FR
9/11	at Seattle	1/0	7	1	6	0.0	0.0	0	0	0	0	0
9/18	at New England	1/1	5	2	3	0.0	0.0	0	0	1	0	0
9/25	CLEVELAND	1/1	3	2	1	0.0	0.0	0	0	0	0	0
9/29	at Cincinnati											
10/9	TENNESSEE											
10/16	PITTSBURGH	1/1	0	0	0	0.0	0.0	0	0	0	0	0
10/23	BUFFALO	1/1	2	2	0	0.0	0.0	0	0	0	0	0
11/6	N.Y. JETS	1/1	3	3	0	0.0	0.0	0	0	0	0	0
11/13	at San Diego	1/0	4	2	2	0.0	0.0	0	0	0	0	0
11/20	at Los Angeles											
11/27	SAN FRANCISCO	1/1	3	3	0	0.0	0.0	0	0	0	0	0
12/4	at Baltimore											
12/11	ARIZONA											
12/17	at N.Y. Jets	1/1	2	0	2	0.0	0.0	0	0	0	0	0
12/24	at Buffalo											
1/1/17	NEW ENGLAND											
2016 TOTALS		9/7	29	15	14	0.0	0.0	0	0	1	0	0

DATE	OPPONENT	P/S	TCK	SOLO	AST	SK	YDS	INT	YDS	PD	FF	FR
1/1/17	at Pittsburgh	1/1	2	2	0	0.0	0.0	0	0	0	0	0

SINGLE-GAME HIGHS

CAREER HIGHS

Tackles: 16 at N.Y. Jets (12/1/14)
Sacks: 1.5 vs. Kansas City (9/21/14)
Interceptions: —
Passes Defended: 1 five times, last: at NE (9/18/16)
Forced Fumbles: 1 three times, last: vs. Houston (10/25/15)
Fumble Recoveries: 1 at Tennessee (10/18/15)

SEASON HIGHS

Tackles: 7 at Seattle (9/11/16)
Sacks: —
Interceptions: —
Passes Defended: 1 at New England (9/18/16)
Forced Fumbles: —
Fumble Recoveries: —



52 // DT

CHRIS JONES

HT: 6-1 // WT: 293 // BORN: 7/12/90
COLLEGE: BOWLING GREEN '13 // ACQUIRED: FA, 2016
NFL: FOURTH SEASON // DOLPHINS: FIRST SEASON

KEY TRANSACTIONS

- Signed by the Dolphins as an free agent on 9/14/16
- Originally a sixth-round selection (198th overall) by Houston in the 2013 NFL Draft

2016 - Played in seven games for Miami ... Recorded six tackles (four solo) ... Waived on 11/7 ... Recorded one solo tackle vs. **Buffalo (10/23)** ... Blocked a K Ryan Succop PAT in the fourth quarter vs. **Pittsburgh (10/16)** ... Tallied two solo tackles vs. **Cleveland (9/25)** ... Made Dolphins debut at **New England (9/18)** ... Recorded three tackles (one solo) ... Signed by the Dolphins on 9/14.

CHRIS JONES' NFL REGULAR SEASON STATISTICS

YEAR	TEAM	GP	GS	TACKLES				YDS	INTERCEPTIONS					FUMBLES		
				TOT	SOLO	ASST	SK		NO	YDS	LG	TD	PD	FF	FR	YDS
2013	New England	13	11	54	25	29	6.0	42.0	0	0	0	0	0	0	0	0
2014	New England	15	12	35	15	10	3.0	17.5	0	0	0	0	0	0	0	0
2015	New England			PHYSICALLY UNABLE TO PERFORM												
2016	Miami/SF	13	6	23	16	7	0.0	0.0	0	0	0	0	0	0	0	0
NFL TOTALS		41	29	102	56	46	9.0	59.5	0	0	0	0	0	0	0	0

2016 GAME-BY-GAME STATISTICS

DATE	OPPONENT	P/S	TCK	SOLO	AST	SK	YDS	INT	YDS	PD	FF	FR
9/11	at Seattle						NOT ON ROSTER					
9/18	at New England	1/0	3	1	2	0.0	0.0	0	0	0	0	0
9/25	CLEVELAND	1/0	2	2	0	0.0	0.0	0	0	0	0	0
9/29	at Cincinnati	1/0	0	0	0	0.0	0.0	0	0	0	0	0
10/9	TENNESSEE	1/0	0	0	0	0.0	0.0	0	0	0	0	0
10/16	PITTSBURGH	1/0	0	0	0	0.0	0.0	0	0	0	0	0
10/23	BUFFALO	1/0	1	1	0	0.0	0.0	0	0	0	0	0
11/6	N.Y. JETS	1/0	0	0	0	0.0	0.0	0	0	0	0	0
11/13	at San Diego						NOT ON ROSTER					
11/20	at Los Angeles						NOT ON ROSTER					
11/27	SAN FRANCISCO						NOT ON ROSTER					
12/4	at Baltimore						NOT ON ROSTER					
12/11	ARIZONA						NOT ON ROSTER					
12/17	at N.Y. Jets						NOT ON ROSTER					
12/24	at Buffalo						NOT ON ROSTER					
1/1/17	NEW ENGLAND						NOT ON ROSTER					
2016 TOTALS		7/0	6	4	2	0.0	0.0	0	0	0	0	0

SINGLE-GAME HIGHS

CAREER HIGHS

Tackles: 10 at N.Y. Jets (10/20/13)
Sacks: 2.0 at N.Y. Jets (10/20/13)
Interceptions: —
Passes Defensed: —
Forced Fumbles: —
Fumble Recoveries: —

SEASON HIGHS

Tackles: 3 at New England (9/18/16)
Sacks: —
Interceptions: —
Passes Defensed: —
Forced Fumbles: —
Fumble Recoveries: —





85 // TE

DOMINIQUE JONES

HT: 6-3 // WT: 275 // BORN: 8/15/87
 COLLEGE: SHEPHERD '11 // ACQUIRED: FA, 2016
 NFL: FOURTH SEASON // DOLPHINS: FIRST SEASON

KEY TRANSACTIONS

- Signed by the Dolphins as a free agent on 10/3/16
- Originally signed as an undrafted college free agent by Indianapolis on 4/30/12

2016 - Played in nine games with two starts ... Inactive for three games ... Recorded one catch for 7 yards at **Baltimore (12/4)** ... Led the team with three catches for 42 yards (14.0 avg.) and one touchdown in the 27-23 win vs. **N.Y. Jets (11/6)** ... His 1-yard TD reception was the first touchdown of his career ... The touchdown pass from QB Ryan Tannehill came in the second quarter on

third-and-1 at the Jets 1-yard line ... Also caught a career long 24-yard pass from QB Ryan Tannehill in the first quarter.

POSTSEASON: Played, but did not record any statistics in the AFC Wild Card game at **Pittsburgh (1/8/17)**.

DOMINIQUE JONES' NFL REGULAR SEASON STATISTICS

YEAR	TEAM	GP	GS	RECEIVING					RUSHING				
				NO	YDS	AVG	LG	TD	ATT	YDS	AVG	LG	TD
2012	Indianapolis	4	1	1	8	8.0	9	0	0	0	0.0	0	0
2013	Ind./KC	8	2	2	34	17.0	21	0	0	0	0.0	0	0
2014	Denver	1	0	0	0	0.0	0	0	0	0	0.0	0	0
2015	Baltimore												
	N.Y. Giants												
	Minnesota												
2016	Miami	9	2	7	61	8.7	24	1	0	0	0.0	0	0
NFL TOTALS		22	5	10	103	10.3	24	1	0	0	0.0	0	0

DOMINIQUE JONES' NFL PLAYOFF STATISTICS

YEAR	TEAM	GP	GS	RECEIVING					RUSHING				
				NO	YDS	AVG	LG	TD	ATT	YDS	AVG	LG	TD
2016	Miami	1	0	0	0	0.0	0	0	0	0	0.0	0	0
NFL TOTALS		1	0	0	0	0.0	0	0	0	0	0.0	0	0

2016 GAME-BY-GAME STATISTICS

DATE	OPPONENT	P/S	RECEIVING					RUSHING					W/L	SCORE
			NO	YDS	AVG	LG	TD	ATT	YDS	AVG	LG	TD		
9/11	at Seattle													
9/18	at New England													
9/25	CLEVELAND													
9/29	at Cincinnati													
10/9	TENNESSEE	1/0	2	4	2.0	5	0	0	0	0.0	0	0	L	17-30
10/16	PITTSBURGH	1/0	1	8	8.0	8	0	0	0	0.0	0	0	W	30-15
10/23	BUFFALO	1/1	0	0	0.0	0	0	0	0	0.0	0	0	W	28-25
11/6	N.Y. JETS	1/1	3	42	14.0	24	1	0	0	0.0	0	0	W	27-23
11/13	at San Diego	1/0	0	0	0.0	0	0	0	0	0.0	0	0	W	31-24
11/20	at Los Angeles	1/0	0	0	0.0	0	0	0	0	0.0	0	0	W	14-10
11/27	SAN FRANCISCO	1/0	0	0	0.0	0	0	0	0	0.0	0	0	W	31-24
12/4	at Baltimore	1/0	1	7	7.0	7	0	0	0	0.0	0	0	L	6-38
12/11	ARIZONA	1/0	0	0	0.0	0	0	0	0	0.0	0	0	W	26-23
12/17	at N.Y. Jets													
12/24	at Buffalo													
1/1/17	NEW ENGLAND													
2016 TOTALS		9/2	7	61	8.7	24	1	0	0	0.0	0	0		

DATE	OPPONENT	P/S	NO	YDS	AVG	LG	TD	ATT	YDS	AVG	LG	TD	W/L	SCORE
1/8/17	at Pittsburgh	1/0	0	0	0.0	0	0	0	0	0.0	0	0	L	12-30

SINGLE-GAME HIGHS

CAREER HIGHS

Receptions: 3 vs. N.Y. Jets (11/6/16)
Receiving Yards: 42 vs. N.Y. Jets (11/6/16)
Longest Reception: 24 vs. N.Y. Jets (11/6/16)
TD Receptions: 1 vs. N.Y. Jets (11/6/16)

SEASON HIGHS

Receptions: 3 vs. N.Y. Jets (11/6/16)
Receiving Yards: 42 vs. N.Y. Jets (11/6/16)
Longest Reception: 24 vs. N.Y. Jets (11/6/16)
TD Receptions: 1 vs. N.Y. Jets (11/6/16)





98 // DE

JASON JONES

HT: 6-5 // WT: 278 // BORN: 5/23/86
 COLLEGE: EASTERN MICHIGAN '08 // ACQUIRED: UFA, 2016
 NFL: NINTH SEASON // DOLPHINS: FIRST SEASON

KEY TRANSACTIONS

- Signed by the Dolphins as an unrestricted free agent on 5/16/2016
- Originally a second-round selection (54th overall) of Tennessee in the 2008 NFL Draft

two solo tackles and one sack in the 28-25 victory vs. **Buffalo (10/23)** ... Sacked QB Tyrod Taylor for a loss of 4 yards in the third quarter on third-and-1, forcing Buffalo to punt ... Played in his 100th career game vs. **Tennessee (10/9)** ... Served as a game captain ... Totaled a career high six tackles (two solo) at **Cincinnati (9/29)** ... Recorded two solo tackles and one fumble recovery vs. **Cleveland (9/25)** ... Recovered a fumble from QB Cody Kessler in the first quarter, following a DE Cameron Wake sack ... Registered three tackles (one solo) and one sack at **New England (9/18)** ... Sacked QB Jacoby Brissett for a loss of 8 yards in the third quarter ... Recorded two assisted tackles and 0.5 sacks at **Seattle (9/11)** ... Sacked QB Russell Wilson along with DT Jordan Phillips in the second quarter ... Also blocked a K Steven Hauschka PAT with 35 seconds remaining in the fourth quarter.

JASON JONES' NFL REGULAR SEASON STATISTICS

YEAR	TEAM	GP	GS	TACKLES					INTERCEPTIONS					FUMBLES		
				TOT	SOLO	ASST	SK	YDS	NO	YDS	LG	TD	PD	FF	FR	YDS
2008	Tennessee	13	3	31	24	7	5.0	31.5	0	0	0	0	2	3	0	0
2009	Tennessee	7	0	15	9	6	4.0	29.0	0	0	0	0	5	0	0	0
2010	Tennessee	15	15	38	33	5	3.5	28.0	0	0	0	0	3	3	0	0
2011	Tennessee	14	13	27	18	9	3.0	21.0	0	0	0	0	5	1	0	0
2012	Seattle	12	0	10	7	3	3.0	15.0	0	0	0	0	4	0	1	3
2013	Detroit	3	3	1	1	0	0.0	0.0	0	0	0	0	1	0	0	0
2014	Detroit	16	16	22	14	8	5.0	33.5	0	0	0	0	3	2	0	0
2015	Detroit	15	15	31	27	4	4.5	29.5	0	0	0	0	1	1	0	0
2016	Miami	14	5	36	22	14	3.5	12.0	0	0	0	0	2	0	1	0
NFL TOTALS		109	70	211	155	56	31.5	199.5	0	0	0	0	26	10	2	3

2016 GAME-BY-GAME STATISTICS

DATE	OPPONENT	P/S	TCK	SOLO	AST	SK	YDS	INT	YDS	PD	FF	FR
9/11	at Seattle	1/1	2	0	2	0.5	0.0	0	0	0	0	0
9/18	at New England	1/1	3	1	2	1.0	8.0	0	0	0	0	0
9/25	CLEVELAND	1/1	2	2	0	0.0	0.0	0	0	0	0	1
9/29	at Cincinnati	1/1	6	2	4	0.0	0.0	0	0	0	0	0
10/9	TENNESSEE	1/1	2	2	0	0.0	0.0	0	0	0	0	0
10/16	PITTSBURGH	1/0	1	1	0	0.0	0.0	0	0	1	0	0
10/23	BUFFALO	1/0	2	2	0	1.0	4.0	0	0	0	0	0
11/6	N.Y. JETS	1/0	1	1	0	0.0	0.0	0	0	0	0	0
11/13	at San Diego	1/0	2	2	0	0.0	0.0	0	0	0	0	0
11/20	at Los Angeles	1/0	2	1	1	0.0	0.0	0	0	0	0	0
11/27	SAN FRANCISCO											
12/4	at Baltimore											
12/11	ARIZONA	1/0	4	2	2	0.0	0.0	0	0	1	0	0
12/17	at N.Y. Jets	1/0	5	2	3	0.0	0.0	0	0	0	0	0
12/24	at Buffalo	1/0	2	2	0	1.0	0.0	0	0	0	0	0
1/1/17	NEW ENGLAND	1/0	2	2	0	0.0	0.0	0	0	0	0	0
2016 TOTALS		14/5	36	22	14	3.5	12.0	0	0	2	0	1

DATE	OPPONENT	P/S	TCK	SOLO	AST	SK	YDS	INT	YDS	PD	FF	FR
1/8/17	at Pittsburgh											

NOT ON ROSTER

SINGLE-GAME HIGHS

CAREER HIGHS

Tackles: 6 at Cincinnati (9/29/16)
Sacks: 3.5 vs. Pittsburgh (12/21/08)
Interceptions: —
Passes Defended: 2 three times, last: at Arizona (9/9/12)
Forced Fumbles: 3 vs. Pittsburgh (12/21/08)
Fumble Recoveries: 1 twice, last: vs. Cleveland (9/25/16)

SEASON HIGHS

Tackles: 6 at Cincinnati (9/29/16)
Sacks: 1 three times, last: at Buffalo (12/24/16)
Interceptions: —
Passes Defended: 1 twice, last: vs. Ari. (12/11/16)
Forced Fumbles: —
Fumble Recoveries: 1 vs. Cleveland (9/25/16)





20 // S

RESHAD JONES

HT: 6-1 // WT: 214 // BORN: 2/25/88
 COLLEGE: GEORGIA '10 // ACQUIRED: D5B, 2010
 NFL: SEVENTH SEASON // DOLPHINS: SEVENTH SEASON

KEY TRANSACTIONS

- Originally was a fifth-round selection (163rd overall) of the Dolphins in the 2010 NFL Draft

2016 - Played in six games with six starts ... Placed on Injured Reserve on 10/19 ... Recorded 51 tackles (31 solo), 0.5 sacks, one interception and four passes defended ... Totaled five tackles (four solo), one interception and one pass defended vs. **Pittsburgh (10/16)** ... Intercepted a QB Ben Roethlisberger pass, returning it 17 yards ... Named Ike Taylor's Defensive Back of the Week on NFL Now for Week 6 ... Led the team with nine tackles (five solo) and one pass defended at **Cincinnati (9/29)** ... Batted down an QB Andy Dalton pass at the

line of scrimmage in the fourth quarter ... Led the team with 10 tackles (nine solo), 0.5 sacks and one pass defended vs. **Cleveland (9/25)** ... Split a sack of QB Cody Kessler with DT Ndamukong Suh for a loss of .5 yards ... Broke up a QB Cody Kessler pass in the fourth quarter ... Led the team with 12 tackles (six solo) and one pass defended at **Seattle (9/11)** ... Voted by teammates to serve as a season-long captain.

RESHAD JONES' NFL REGULAR SEASON STATISTICS

YEAR	TEAM	GP	GS	TACKLES					INTERCEPTIONS					FUMBLES		
				TOT	SOLO	ASST	SK	YDS	NO	YDS	LG	TD	PD	FF	FR	YDS
2010	Miami	13	2	14	11	3	1.0	10.0	1	0	0	0	2	0	1	0
2011	Miami	15	12	62	45	17	2.0	14.0	1	1	1	0	4	0	0	0
2012	Miami	16	16	94	73	21	1.0	5.0	4	28	15	0	9	2	2	24
2013	Miami	16	16	107	84	23	1.5	9.0	1	25	25t	1	4	0	0	0
2014	Miami	12	12	79	70	9	1.0	8.0	3	62	50	0	7	1	0	0
2015	Miami	16	16	135	106	29	2.0	13.0	5	104	42	2	10	0	1	9
2016	Miami	6	6	51	31	20	0.5	0.5	1	17	17	0	4	0	0	0
NFL TOTALS		94	80	542	420	122	9.0	59.5	16	237	50	3	40	3	4	33

2016 GAME-BY-GAME STATISTICS

DATE	OPPONENT	P/S	TCK	SOLO	AST	SK	YDS	INT	YDS	PD	FF	FR
9/11	at Seattle	1/1	12	6	6	0.0	0.0	0	0	1	0	0
9/18	at New England	1/1	9	4	5	0.0	0.0	0	0	0	0	0
9/25	CLEVELAND	1/1	10	9	1	0.5	0.5	0	0	1	0	0
9/29	at Cincinnati	1/1	9	5	4	0.0	0.0	0	0	1	0	0
10/9	TENNESSEE	1/1	6	3	3	0.0	0.0	0	0	0	0	0
10/16	PITTSBURGH	1/1	5	4	1	0.0	0.0	1	17	1	0	0
10/23	BUFFALO											
11/6	N.Y. JETS											
11/13	at San Diego											
11/20	at Los Angeles											
11/27	SAN FRANCISCO											
12/4	at Baltimore											
12/11	ARIZONA											
12/17	at N.Y. Jets											
12/24	at Buffalo											
1/1/17	NEW ENGLAND											
2016 TOTALS		6/6	51	31	20	0.5	0.5	1	17	4	0	0

DATE	OPPONENT	P/S	TCK	SOLO	AST	SK	YDS	INT	YDS	PD	FF	FR
1/8/17	at Pittsburgh											

SINGLE-GAME HIGHS

CAREER HIGHS

Tackles: 14 at Buffalo (11/15/12)
Sacks: 1 eight times, last: at Phi. (11/15/15)
Interceptions: 1 16 times, last: vs. Pit. (10/16/16)
Passes Defended: 2 four times, last: vs. Hou. (10/25/15)
Forced Fumbles: 1 three times, last: vs. N.Y. Jets (12/28/14)
Fumble Recoveries: 2 vs. Buffalo (12/23/12)

SEASON HIGHS

Tackles: 12 at Seattle (9/11/16)
Sacks: 0.5 vs. Cleveland (9/25/16)
Interceptions: 1 vs. Pittsburgh (10/16/16)
Passes Defended: 1 four times, last: vs. Pit. (10/16/16)
Forced Fumbles: —
Fumble Recoveries: —





14 // WR

JARVIS LANDRY

HT: 5-11 // WT: 206 // BORN: 11/28/92
 COLLEGE: LOUISIANA STATE '15 // ACQUIRED: D2, 2014
 NFL: THIRD SEASON // DOLPHINS: THIRD SEASON

KEY TRANSACTIONS

- Originally a second-round draft selection (63rd overall) of the Dolphins in the 2014 NFL Draft

2016 - Started all 16 games ... Recorded 94 receptions for 1,136 yards (12.1 avg.) and four touchdowns ... Rushed five times for 17 yards (3.4 avg.) ... Returned 16 punts for 163 yards (10.2 avg.) ... Tied for seventh in the NFL in receptions (94), 10th in receiving yards (1,136) and tied for seventh in receptions on third down (26) ... His 1,136 receiving yards were the eighth-best in Dolphins history ... Totaled nine receptions for 76 yards (8.4 avg.) and one touchdown vs. **New**

England (1/1/17) ... Scored on an 8-yard touchdown reception with 28 seconds remaining in the second quarter ... Caught three passes for 29 yards (9.7 avg.) and rushed once for 0 yards at **Buffalo (12/24)** ... Returned two punts for 25 yards (12.5 avg.) ... Recorded three receptions for 108 yards (36.0 avg.) and one touchdown in the 34-13 victory at **N.Y. Jets (12/17)** ... Hauled in a 66-yard catch-and-run touchdown from QB Matt Moore, extending Miami's lead 34-10 in the third quarter ... The touchdown catch pushed him over the 1,000-yard receiving mark for the second consecutive year ... This was also Landry's second consecutive 100-yard performance, fourth 100-yard game of the season and the seventh of his career ... Caught four passes for 103 yards (25.8 avg.) in the 26-23 win vs. **Arizona (12/11)** ... Also returned four punts for 52 yards (13.0 avg.) ... Posted a 71-yard catch and run in the third quarter, placing the offense at Arizona's 3-yard line ... It was the longest reception of his career ... Led the team with 11 receptions for 87 yards (7.9 avg.) at **Baltimore (12/4)** ... Also rushed once for -1 yards ... Recorded his fifth-career regular season game with 10-plus catches, setting a Dolphins regular season career record ... Landry is the only player in franchise history to record three career regular season games with 11 or more catches ... Caught four passes for 47 yards (11.8 avg.) in the 31-24 win vs. **San Francisco (11/27)** ... Also returned two punts for 7 yards (3.5 avg.) ... Registered a 17-yard catch on third-and-11 in the second quarter ... Recorded five receptions for 28 yards (5.6 avg.) and one touchdown in the 14-10 victory at **Los Angeles (11/20)** ... Also returned one punt for 1 yard ... Caught a 10-yard touchdown pass with 4:02 remaining in the fourth quarter to give Miami its first score of the game and put the Dolphins within a field goal of tying the game ... Caught six passes for 53 yards (8.8 avg.) in the 31-24 win at **San Diego (11/13)** ... Hauled in a 25-yard reception in the third quarter, placing the offense at San Diego's 2-yard line and setting up a RB Damien Williams 2-yard touchdown catch ... Recorded three receptions for 33 yards (11.0 avg.) in the 27-23 victory vs. **N.Y. Jets (11/6)** ... Also returned one punt for 9 yards ... Eclipsed the 2,500 career receiving yards mark ... Caught five passes for 78 yards (15.6 avg.) in the 28-25 victory vs. **Buffalo (10/23)** ... Also returned two punts for 17 yards (8.5 avg.) and one kickoff for 2 yards ... Caught a pass from QB Ryan Tannehill for a successful two-point conversion attempt in the third quarter ... Caught an 18-yard pass on third-and-7, setting up a RB Damien Williams go-ahead touchdown run ... Recovered an onside kick attempt by Buffalo and returned it 2 yards with 14 seconds remaining in the fourth quarter ... Hauled in seven receptions for 91 yards (13.0 avg.) vs. **Pittsburgh (10/16)** ... Also returned one punt for 11 yards (11.0 avg.) ... Recovered an onside kick attempt by Pittsburgh with 1:02 remaining in the fourth quarter ... Recorded three receptions for 28 yards (9.3 avg.) vs. **Tennessee (10/9)** ... Rushed once for 2 yards ... Longest catch on the day was for 11 yards and a first down in the third quarter ... Also returned one punt for 12 yards ... Led the team with seven receptions for 61 yards (8.7 avg.) at **Cincinnati (9/29)** ... Caught a 24-yard pass from QB Ryan Tannehill in the fourth quarter to convert on third-and-9 ... Also served as a game captain ... Recorded seven receptions for 120 yards (17.1 avg.) and one touchdown vs. **Cleveland (9/25)** ... Also rushed twice for 16 yards (8.0 avg.) ... Returned one punt for 13 yards ... His first receiving touchdown of the season came on a 42-yard throw from QB Ryan Tannehill in the third quarter ... Posted back-to-back 100-yard receiving games for the first time in his career ... Hauled in 10 receptions for 135 yards (13.7 avg.) at **New England (9/18)** ... Eclipsed the 2,000 career receiving yard benchmark ... Became the second-fastest player in team history to reach 2,000 career receiving yards (34 games) after WR Mark Duper did so in 28 games ... Recorded seven receptions for 59 yards (8.4 avg.) at **Seattle (9/11)** ... Also returned one punt for 16 yards (16.0 avg.).

POSTSEASON: Led the team with 11 receptions for 102 yards (9.3 avg.) in the AFC Wild Card game at **Pittsburgh (1/8/17)** ... Tied the Dolphins record for most receptions in a playoff game ... Posted the 13th 100-yard receiving performance in a postseason game in team history ... Also returned one punt nine yards.

JARVIS LANDRY'S NFL REGULAR SEASON STATISTICS

YEAR	TEAM	GP	GS	RECEIVING					RUSHING				
				NO	YDS	AVG	LG	TD	ATT	YDS	AVG	LG	TD
2014	Miami	16	11	84	758	9.0	25	5	2	-4	-2.0	4	0
2015	Miami	16	14	110	1,157	10.5	50t	4	18	113	6.3	22t	1
2016	Miami	16	16	94	1,136	12.1	71	4	5	17	3.4	13	0
NFL TOTALS		48	41	288	3,051	10.6	71	13	25	126	5.0	22t	1

JARVIS LANDRY'S NFL PLAYOFF STATISTICS

YEAR	TEAM	GP	GS	RECEIVING					RUSHING				
				NO	YDS	AVG	LG	TD	ATT	YDS	AVG	LG	TD
2016	Miami	1	1	11	102	9.3	17	0	0	0	0.0	0	0
NFL TOTALS		1	1	11	102	9.3	17	0	0	0	0.0	0	0



JARVIS LANDRY'S NFL RETURN STATISTICS

YEAR	TEAM	KICKOFF							PUNT					
		GP	GS	RET.	YDS	AVG	LG	TD	NO.	FC	YDS.	AVG.	LG	TD
2014	Miami	16	11	34	954	28.1	74	0	25	19	204	8.2	32	0
2015	Miami	16	14	13	321	24.7	50	0	36	16	356	9.9	69t	1
2016	Miami	16	16	0	0	0.0	0	0	16	15	163	10.2	20	0
NFL TOTALS		48	41	47	1,275	27.1	74	0	77	50	723	9.4	69t	1

JARVIS LANDRY'S NFL PLAYOFF RETURN STATISTICS

YEAR	TEAM	KICKOFF							PUNT					
		GP	GS	RET.	YDS	AVG	LG	TD	NO.	FC	YDS.	AVG.	LG	TD
2016	Miami	1	1	0	0	0.0	0	0	1	0	9	9.0	9	0
NFL TOTALS		1	1	0	0	0.0	0	0	1	0	9	9.0	9	0

2016 GAME-BY-GAME STATISTICS

DATE	OPPONENT	P/S	RECEIVING						RUSHING						W/L	SCORE
			NO	YDS	AVG	LG	TD	ATT	YDS	AVG	LG	TD	TD	TD		
9/11	at Seattle	1/1	7	59	8.4	28	0	0	0	0.0	0	0	0	0	L	10-12
9/18	at New England	1/1	10	135	13.7	33	0	0	0	0.0	0	0	0	0	L	24-31
9/25	CLEVELAND	1/1	7	120	17.1	42t	1	2	16	8.0	13	0	0	0	W	30-24 (OT)
9/29	at Cincinnati	1/1	7	61	8.7	24	0	0	0	0.0	0	0	0	0	L	7-22
10/9	TENNESSEE	1/1	3	28	9.3	11	0	1	2	2.0	2	0	0	0	L	17-30
10/16	PITTSBURGH	1/1	7	91	13.0	39	0	0	0	0.0	0	0	0	0	W	30-15
10/23	BUFFALO	1/1	5	78	15.6	26	0	0	0	0.0	0	0	0	0	W	28-25
11/6	N.Y. JETS	1/1	3	33	11.0	14	0	0	0	0.0	0	0	0	0	W	27-23
11/13	at San Diego	1/1	6	53	8.8	25	0	0	0	0.0	0	0	0	0	W	31-24
11/20	at Los Angeles	1/1	5	28	5.6	12	1	0	0	0.0	0	0	0	0	W	14-10
11/27	SAN FRANCISCO	1/1	4	47	11.8	17	0	0	0	0.0	0	0	0	0	W	31-24
12/4	at Baltimore	1/1	11	87	7.9	26	0	1	-1	-1.0	-1	0	0	0	L	6-38
12/11	ARIZONA	1/1	4	103	25.8	71	0	0	0	0.0	0	0	0	0	W	26-23
12/17	at N.Y. Jets	1/1	3	108	36.0	66t	1	0	0	0.0	0	0	0	0	W	34-13
12/24	at Buffalo	1/1	3	29	9.7	15	0	1	0	0.0	0	0	0	0	W	34-31 (OT)
1/1/17	NEW ENGLAND	1/1	9	76	8.4	14	1	0	0	0.0	0	0	0	0	L	14-35
2016 TOTALS		16/16	94	1,136	12.1	71	4	5	17	4.3	13	0				
DATE	OPPONENT	P/S	NO	YDS	AVG	LG	TD	ATT	YDS	AVG	LG	TD	TD	TD	W/L	SCORE
1/8/17	at Pittsburgh	1/1	11	102	9.3	17	0	0	0	0.0	0	0	0	0	L	12-30

SINGLE-GAME HIGHS


CAREER HIGHS

Receptions:	13	at N.Y. Jets (11/29/15)
Receiving Yards:	165	at N.Y. Jets (11/29/15)
Longest Reception:	71	vs. Arizona (12/11/16)
TD Receptions:	2	twice, last: vs. Houston (10/25/15)
Rushes:	5	at Buffalo (11/8/15)
Rushing Yards:	29	vs. N.Y. Jets (London, 10/4/14)
Longest Rush:	22t	at Tennessee (10/18/15)

SEASON HIGHS

Receptions:	11	at Baltimore (12/4/16)
Receiving Yards:	137	at New England (9/18/16)
Longest Reception:	71	vs. Arizona (12/11/16)
TD Receptions:	1	four times, last: vs. New England (1/1/17)
Rushes:	2	vs. Cleveland (9/25/16)
Rushing Yards:	16	vs. Cleveland (9/25/16)
Longest Rush:	13	vs. Cleveland (9/25/16)





36 // CB

TONY LIPPETT

HT: 6-3 // WT: 194 // BORN: 7/2/92
 COLLEGE: MICHIGAN STATE '15 // ACQUIRED: D5D, 2015
 NFL: SECOND SEASON // DOLPHINS: SECOND SEASON

KEY TRANSACTIONS

- Originally was a fifth-round selection (156th overall) of the Dolphins in the 2015 NFL Draft

2016 - Played in 16 games with 13 starts ... Recorded 67 tackles (45 solo), four interceptions and 10 passes defended ... Tied for 11th in the NFL and led the team with four interceptions ... Led the team with eight tackles (two solo) vs. **New England (1/1/17)** ... Recorded six tackles (five solo) and two passes defended in the 34-31 victory at **Buffalo (12/24)** ... Tallied five tackles (three solo), two interceptions and two passes defended in the 34-13 win at **N.Y. Jets**

(12/17) ... Intercepted QB Bryce Petty in the third quarter ... Intercepted QB Ryan Fitzpatrick in the end zone on fourth-and-6 as time expired in the fourth quarter ... Totaled four tackles (three solo) and one pass defended in the 31-24 victory vs. **San Francisco (11/27)** ... Recorded three tackles (two solo) and one pass defended in the 14-10 win at **Los Angeles (11/20)** ... Led the team with seven solo tackles and two interceptions in the 31-24 victory at **San Diego (11/13)** ... Intercepted a QB Philip Rivers pass in the end zone with 12:38 remaining in the fourth quarter ... This was his first career interception ... Logged another interception with 44 seconds remaining in the fourth quarter, sealing the game for Miami ... Tallied a career high nine tackles (eight solo) vs. **Tennessee (10/9)** ... Earned first career start at **Cincinnati (9/29)** ... Recorded six tackles (one solo) and two passes defended.

POSTSEASON: Recorded four tackles (two solo) in the AFC Wild Card game at **Pittsburgh (1/8/17)**.

TONY LIPPETT'S NFL REGULAR SEASON STATISTICS

YEAR	TEAM	GP	GS	TACKLES					INTERCEPTIONS					FUMBLES		
				TOT	SOLO	ASST	SK	YDS	NO	YDS	LG	TD	PD	FF	FR	YDS
2015	Miami	9	0	10	9	1	0.0	0.0	0	0	0	0	1	0	0	0
2016	Miami	16	13	67	45	22	0.0	0.0	4	0	0	0	10	0	0	0
NFL TOTALS		25	13	77	54	23	0.0	0.0	4	0	0	0	11	0	0	0

TONY LIPPETT'S NFL PLAYOFF STATISTICS

YEAR	TEAM	GP	GS	TACKLES					INTERCEPTIONS					FUMBLES		
				TOT	SOLO	ASST	SK	YDS	NO	YDS	LG	TD	PD	FF	FR	YDS
2016	Miami	1	1	4	2	2	0.0	0.0	0	0	0	0	0	0	0	0
NFL TOTALS		1	1	4	2	2	0.0	0.0	0	0	0	0	0	0	0	0

2016 GAME-BY-GAME STATISTICS

DATE	OPPONENT	P/S	TCK	SOLO	AST	SK	YDS	INT	YDS	PD	FF	FR
9/11	at Seattle	1/0	0	0	0	0.0	0.0	0	0	0	0	0
9/18	at New England	1/0	0	0	0	0.0	0.0	0	0	0	0	0
9/25	CLEVELAND	1/0	0	0	0	0.0	0.0	0	0	0	0	0
9/29	at Cincinnati	1/1	6	1	5	0.0	0.0	0	0	2	0	0
10/9	TENNESSEE	1/1	9	8	1	0.0	0.0	0	0	0	0	0
10/16	PITTSBURGH	1/1	2	1	1	0.0	0.0	0	0	0	0	0
10/23	BUFFALO	1/1	4	4	0	0.0	0.0	0	0	0	0	0
11/6	N.Y. JETS	1/1	4	3	1	0.0	0.0	0	0	0	0	0
11/13	at San Diego	1/1	7	7	0	0.0	0.0	2	0	2	0	0
11/20	at Los Angeles	1/1	3	2	1	0.0	0.0	0	0	1	0	0
11/27	SAN FRANCISCO	1/1	4	3	1	0.0	0.0	0	0	1	0	0
12/4	at Baltimore	1/1	6	4	2	0.0	0.0	0	0	0	0	0
12/11	ARIZONA	1/1	3	2	1	0.0	0.0	0	0	0	0	0
12/17	at N.Y. Jets	1/1	5	3	2	0.0	0.0	2	0	2	0	0
12/24	at Buffalo	1/1	6	5	1	0.0	0.0	0	0	2	0	0
1/1/17	NEW ENGLAND	1/1	8	2	6	0.0	0.0	0	0	0	0	0
2016 TOTALS		16/13	67	45	22	0.0	0.0	4	0	10	0	0

DATE	OPPONENT	P/S	TCK	SOLO	AST	SK	YDS	INT	YDS	PD	FF	FR
1/8/17	at Pittsburgh	1/1	4	2	2	0.0	0.0	0	0	0	0	0

SINGLE-GAME HIGHS

CAREER HIGHS

Tackles: 9 vs. Tennessee (10/9/16)
Sacks: —
Interceptions: 2 twice, last: at NYJ (12/17/16)
Passes Defended: 2 four times, last: at Buf. (12/24/16)
Forced Fumbles: —
Fumble Recoveries: —

SEASON HIGHS

Tackles: 9 vs. Tennessee (10/9/16)
Sacks: —
Interceptions: 2 twice, last: at NYJ (12/17/16)
Passes Defended: 2 four times, last: at Buf. (12/24/16)
Forced Fumbles: —
Fumble Recoveries: —





21 // CB

JORDAN LUCAS

HT: 6-0 // WT: 204 // BORN: 8/2/93
 COLLEGE: PENN STATE '16 // ACQUIRED: D6B, 2016
 NFL: ROOKIE SEASON // DOLPHINS: ROOKIE SEASON

KEY TRANSACTIONS

- Originally a sixth-round selection (204th overall) by the Dolphins in the 2016 NFL Draft

2016 - Played in eight games ... Inactive for eight games ... Recorded two assisted special teams tackles vs. **Buffalo (10/23)** ... Made NFL and Dolphins debut on special teams at **Seattle (9/11)**.

POSTSEASON: One assisted special teams tackle in the AFC Wild Card game at **Pittsburgh (1/8/17)**.

JORDAN LUCAS' NFL REGULAR SEASON STATISTICS

YEAR	TEAM	GP	GS	TACKLES					INTERCEPTIONS					FUMBLES		
				TOT	SOLO	ASST	SK	YDS	NO	YDS	LG	TD	PD	FF	FR	YDS
2016	Miami	8	0	0	0	0	0.0	0.0	0	0	0	0	0	0	0	0
NFL TOTALS		8	0	0	0	0	0.0	0	0	0	0	0	0	0	0	0

JORDAN LUCAS' NFL PLAYOFF STATISTICS

YEAR	TEAM	GP	GS	TACKLES					INTERCEPTIONS					FUMBLES		
				TOT	SOLO	ASST	SK	YDS	NO	YDS	LG	TD	PD	FF	FR	YDS
2016	Miami	1	0	0	0	0	0.0	0.0	0	0	0	0	0	0	0	0
NFL TOTALS		1	0	0	0	0	0.0	0.0	0	0	0	0	0	0	0	0

2016 GAME-BY-GAME STATISTICS

DATE	OPPONENT	P/S	TCK	SOLO	AST	SK	YDS	INT	YDS	PD	FF	FR
9/11	at Seattle	1/0	0	0	0	0.0	0.0	0	0	0	0	0
9/18	at New England							INACTIVE				
9/25	CLEVELAND							INACTIVE				
9/29	at Cincinnati	1/0	0	0	0	0.0	0.0	0	0	0	0	0
10/9	TENNESSEE	1/0	0	0	0	0.0	0.0	0	0	0	0	0
10/16	PITTSBURGH	1/0	0	0	0	0.0	0.0	0	0	0	0	0
10/23	BUFFALO	1/0	0	0	0	0.0	0.0	0	0	0	0	0
11/6	N.Y. JETS							INACTIVE				
11/13	at San Diego							INACTIVE				
11/20	at Los Angeles	1/0	0	0	0	0.0	0.0	0	0	0	0	0
11/27	SAN FRANCISCO							INACTIVE				
12/4	at Baltimore							INACTIVE				
12/11	ARIZONA	1/0	0	0	0	0.0	0.0	0	0	0	0	0
12/17	at N.Y. Jets							INACTIVE				
12/24	at Buffalo							INACTIVE				
1/1/17	NEW ENGLAND	1/0	0	0	0	0.0	0.0	0	0	0	0	0
2016 TOTALS		8/0	0	0	0	0.0	0.0	0	0	0	0	0
DATE	OPPONENT	P/S	TCK	SOLO	AST	SK	YDS	INT	YDS	PD	FF	FR
1/8/17	at Pittsburgh	1/0	0	0	0	0.0	0.0	0	0	0	0	0

SINGLE-GAME HIGHS

CAREER HIGHS
 Tackles: —
 Sacks: —
 Interceptions: —
 Passes Defensed: —
 Forced Fumbles: —
 Fumble Recoveries: —

SEASON HIGHS
 Tackles: —
 Sacks: —
 Interceptions: —
 Passes Defensed: —
 Forced Fumbles: —
 Fumble Recoveries: —





41 // CB

BYRON
MAXWELL

HT: 6-1 // WT: 203 // BORN: 2/23/88
 COLLEGE: CLEMSON '11 // ACQUIRED: T, 2016 (PHI.)
 NFL: SIXTH SEASON // DOLPHINS: FIRST SEASON

KEY TRANSACTIONS

- Acquired by the Dolphins in a trade from Philadelphia on 3/9/16
- Originally a sixth-round selection (173rd overall) by Seattle in the 2011 NFL Draft

2016 - Started 13 games ... Did not play one game ... Inactive for two games due to injury ... Recorded 53 tackles (43 solo), two interceptions, 15 passes defended and four forced fumbles ... Second in the NFL among defensive backs with four forced fumbles ... Tied for 13th in the league with 15 passes defended ... His 15 passes defended this season are the most by a Dolphins player since

2008 (Andre Goodman) ... Recorded three solo tackles and one pass defended in the 26-23 victory vs. **Arizona (12/11)** ... Totaled three solo tackles, one interception and one forced fumble at **Baltimore (12/4)** ... Intercepted a QB Joe Flacco pass in the second quarter ... Also stripped with ball away from TE Dennis Pitta in the fourth quarter ... Registered six tackles (five solo), two passes defended and one forced fumble in the 31-24 win vs. **San Francisco (11/27)** ... Forced a TE Garrett Celek fumble in the second quarter and the ball was recovered by LB Kiko Alonso ... Broke up a QB Colin Kaepernick pass at Miami's 6-yard line with 5 seconds remaining in the fourth quarter ... Totaled five tackles (four solo) and one pass defended in the 14-10 victory at **Los Angeles (11/20)** ... Broke up a QB Jared Goff pass in the second quarter ... Recorded five solo tackles, one interception and two passes defended in the 31-24 win at **San Diego (11/13)** ... Picked off QB Philip Rivers with 6:59 left in the game ... Also broke up a pass intended for WR Tyrell Williams with 5:06 remaining in the fourth quarter ... Registered four tackles (three solo) in the 27-23 victory vs. **N.Y. Jets (11/6)** ... Tallied two tackles (one solo) in the 28-25 win vs. **Buffalo (10/23)** ... Recorded five tackles (four solo) and a career-high four passes defended in the 30-15 victory vs. **Pittsburgh (10/16)** ... Batted down a QB Ben Roethlisberger pass on third down in the third quarter, forcing the Steelers to punt ... Totaled four solo tackles and one forced fumble vs. **Tennessee (10/9)** ... Forced a TE Delanie Walker fumble in the first quarter ... Recorded seven tackles (five solo) and three passes defended in the 30-24 (OT) victory vs. **Cleveland (9/25)** ... Registered five tackles (two solo) and a forced fumble at **New England (9/18)** ... Forced a fumble from RB LaGarrette Blount in the fourth quarter with 4:45 to play, but the ball rolled out of bounds ... Made first start for the Dolphins at **Seattle (9/11)** ... Recorded four solo tackles and one pass defended ... Also served as a game captain.

POSTSEASON: Inactive for the AFC Wild Card game at **Pittsburgh (1/8/17)**.

BYRON MAXWELL'S NFL REGULAR SEASON STATISTICS

YEAR	TEAM	GP	GS	TACKLES					INTERCEPTIONS					FUMBLES		
				TOT	SOLO	ASST	SK	YDS	NO	YDS	LG	TD	PD	FF	FR	YDS
2011	Seattle	9	0	0	0	0	0.0	0.0	0	0	0	0	0	0	1	0
2012	Seattle	9	0	6	6	0	0.0	0.0	0	0	0	0	2	1	1	11
2013	Seattle	16	5	25	22	3	0.0	0.0	4	6	6	0	12	1	1	11
2014	Seattle	13	12	39	35	4	0.0	0.0	2	23	21	0	12	1	1	0
2015	Philadelphia	14	14	64	53	11	0.0	0.0	2	22	22	0	10	2	1	2
2016	Miami	13	13	53	43	10	0.0	0.0	2	29	27	0	15	4	0	0
NFL TOTALS		74	44	187	159	28	0.0	0.0	10	80	27	0	51	9	5	13



2016 GAME-BY-GAME STATISTICS


DATE	OPPONENT	P/S	TCK	SOLO	AST	SK	YDS	INT	YDS	PD	FF	FR
9/11	at Seattle	1/1	4	4	0	0.0	0.0	0	0	1	0	0
9/18	at New England	1/1	5	2	3	0.0	0.0	0	0	0	1	0
9/25	CLEVELAND	1/1	7	5	2	0.0	0.0	0	0	3	0	0
9/29	at Cincinnati						DID NOT PLAY					
10/9	TENNESSEE	1/1	4	4	0	0.0	0.0	0	0	0	1	0
10/16	PITTSBURGH	1/1	5	4	1	0.0	0.0	0	0	4	0	0
10/23	BUFFALO	1/1	2	1	1	0.0	0.0	0	0	0	0	0
11/6	N.Y. JETS	1/1	4	3	1	0.0	0.0	0	0	0	0	0
11/13	at San Diego	1/1	5	5	0	0.0	0.0	1	27	2	0	0
11/20	at Los Angeles	1/1	5	4	1	0.0	0.0	0	0	1	0	0
11/27	SAN FRANCISCO	1/1	6	5	1	0.0	0.0	0	0	2	1	0
12/4	at Baltimore	1/1	3	3	0	0.0	0.0	1	2	1	1	0
12/11	ARIZONA	1/1	3	3	0	0.0	0.0	0	0	1	0	0
12/17	at N.Y. Jets	1/1	0	0	0	0.0	0.0	0	0	0	0	0
12/24	at Buffalo						INACTIVE					
1/1/17	NEW ENGLAND						INACTIVE					
2016 TOTALS		13/13	53	43	10	0.0	0.0	2	29	15	4	0
DATE	OPPONENT	P/S	TCK	SOLO	AST	SK	YDS	INT	YDS	PD	FF	FR
1/1/17	at Pittsburgh						INACTIVE					

SINGLE-GAME HIGHS

CAREER HIGHS	
Tackles:	9 vs. Denver (9/21/14)
Sacks:	—
Interceptions:	2 at N.Y. Giants (12/15/13)
Passes Defensed:	4 vs. Pittsburgh (10/16/16)
Forced Fumbles:	1 nine times, last: at Bal. (12/4/16)
Fumble Recoveries:	1 five times, last: vs. NO (10/11/15)

SEASON HIGHS	
Tackles:	7 vs. Cleveland (9/25/16)
Sacks:	—
Interceptions:	1 twice, last: at Baltimore (12/4/16)
Passes Defensed:	4 vs. Pittsburgh (10/16/16)
Forced Fumbles:	1 three times, last: at Bal. (12/4/16)
Fumble Recoveries:	—





28 // CB

BOBBY McCAIN

HT: 5-11 // WT: 192 // BORN: 8/18/93
 COLLEGE: MEMPHIS '15 // ACQUIRED: D5A, 2015
 NFL: SECOND SEASON // DOLPHINS: SECOND SEASON

KEY TRANSACTIONS

- Originally a fifth-round selection (145th overall) of the Dolphins in the 2015 NFL Draft

(12/11) ... Tallied four tackles (one solo) and one pass defended at **Baltimore (12/4)** ... Made five tackles (four solo) and one pass defended in the 31-24 win vs. **San Francisco (11/27)** ... Downed a 39-yard punt by P Matt Darr at the Rams' 2-yard line in the first quarter at **Los Angeles (11/20)** ... Totaled three solo tackles, one interception and one pass defended in the 27-23 win vs. **N.Y. Jets (11/6)** ... Intercepted a QB Ryan Fitzpatrick pass in the end zone in the fourth quarter ... This was his first career interception ... Recorded four tackles (two solo), one sack and one pass defended at **Cincinnati (9/29)** ... Sacked QB Andy Dalton for a loss of 11 yards on third-and-7, forcing the Bengals to punt ... This was the first sack of his career ... Also broke up a QB Andy Dalton pass on third-and-4 ... Totaled two solo tackles and one forced fumble at **New England (9/18)** ... Forced a fumble for WR Danny Amendola in the second quarter.

POSTSEASON: Recorded two assisted tackles in the AFC Wild Card game at **Pittsburgh (1/8/17)**.

BOBBY McCAIN'S NFL REGULAR SEASON STATISTICS

YEAR	TEAM	GP	GS	TACKLES					INTERCEPTIONS					FUMBLES		
				TOT	SOLO	ASST	SK	YDS	NO	YDS	LG	TD	PD	FF	FR	YDS
2015	Miami	16	4	22	19	3	0.0	0.0	0	0	0	0	4	0	0	0
2016	Miami	16	8	44	32	12	1.0	11.0	1	0	0	0	6	1	0	0
NFL TOTALS		32	12	66	51	15	1.0	11.0	1	0	0	0	10	1	0	0

BOBBY McCAIN'S NFL PLAYOFF STATISTICS

YEAR	TEAM	GP	GS	TACKLES					INTERCEPTIONS					FUMBLES		
				TOT	SOLO	ASST	SK	YDS	NO	YDS	LG	TD	PD	FF	FR	YDS
2016	Miami	1	1	2	0	2	0.0	0.0	0	0	0	0	0	0	0	0
NFL TOTALS		1	1	2	0	2	0.0	0.0	0	0	0	0	0	0	0	0

2016 GAME-BY-GAME STATISTICS

DATE	OPPONENT	P/S	TCK	SOLO	AST	SK	YDS	INT	YDS	PD	FF	FR
9/11	at Seattle	1/0	2	1	1	0.0	0.0	0	0	0	0	0
9/18	at New England	1/0	2	2	0	0.0	0.0	0	0	0	1	0
9/25	CLEVELAND	1/0	1	1	0	0.0	0.0	0	0	0	0	0
9/29	at Cincinnati	1/0	4	2	2	1.0	11.0	0	0	1	0	0
10/9	TENNESSEE	1/0	3	3	0	0.0	0.0	0	0	0	0	0
10/16	PITTSBURGH	1/1	2	1	1	0.0	0.0	0	0	0	0	0
10/23	BUFFALO	1/1	1	1	0	0.0	0.0	0	0	0	0	0
11/6	N.Y. JETS	1/1	3	3	0	0.0	0.0	1	0	1	0	0
11/13	at San Diego	1/0	3	3	0	0.0	0.0	0	0	0	0	0
11/20	at Los Angeles	1/0	0	0	0	0.0	0.0	0	0	0	0	0
11/27	SAN FRANCISCO	1/1	5	4	1	0.0	0.0	0	0	1	0	0
12/4	at Baltimore	1/1	4	1	3	0.0	0.0	0	0	1	0	0
12/11	ARIZONA	1/1	4	2	2	0.0	0.0	0	0	1	0	0
12/17	at N.Y. Jets	1/1	3	2	1	0.0	0.0	0	0	0	0	0
12/24	at Buffalo	1/0	1	1	0	0.0	0.0	0	0	0	0	0
1/1/17	NEW ENGLAND	1/1	6	5	1	0.0	0.0	0	0	1	0	0
2016 TOTALS		16/8	44	32	12	1.0	11.0	1	0	6	1	0

DATE	OPPONENT	P/S	TCK	SOLO	AST	SK	YDS	INT	YDS	PD	FF	FR
1/8/17	at Pittsburgh	1/1	2	0	2	0.0	0.0	0	0	0	0	0


SINGLE-GAME HIGHS

CAREER HIGHS

Tackles: 7 vs. Baltimore (12/6/15)
Sacks: 1 at Cincinnati (9/29/16)
Interceptions: 1 vs. N.Y. Jets (11/6/16)
Passes Defended: 2 vs. Houston (10/25/15)
Forced Fumbles: 1 at New England (9/18/16)
Fumble Recoveries: —

SEASON HIGHS

Tackles: 6 vs. New England (1/1/17)
Sacks: 1 at Cincinnati (9/29/16)
Interceptions: 1 vs. N.Y. Jets (11/6/16)
Passes Defended: 1 six times, last: vs. NE (1/1/17)
Forced Fumbles: 1 at New England (9/18/16)
Fumble Recoveries: —



55 // LB

KOA
MISI

HT: 6-3 // WT: 256 // BORN: 1/17/87
COLLEGE: UTAH '10 // ACQUIRED: D2, 2010
NFL: SEVENTH SEASON // DOLPHINS: SEVENTH SEASON

KEY TRANSACTIONS

- Originally a second-round selection (40th overall) of Miami in the 2010 NFL Draft

2016 - Played in three games with two starts ... Inactive for two games ... Placed on Injured Reserve on 10/10 ... Recorded 22 tackles (11 solo) ... Recorded three tackles (two solo) vs. **Cleveland (9/25)**, before leaving the game with an injury in the second quarter ... Tallied nine tackles (four solo) at **New England (9/18)** ... Recorded 10 tackles (five solo) at **Seattle (9/11)**.

KOA MISI'S NFL REGULAR SEASON STATISTICS

YEAR	TEAM	GP	GS	TACKLES					INTERCEPTIONS					FUMBLES		
				TOT	SOLO	ASST	SK	YDS	NO	YDS	LG	TD	PD	FF	FR	YDS
2010	Miami	16	11	41	29	12	4.5	19.5	0	0	0	0	2	0	2	0
2011	Miami	12	9	31	23	8	1.0	7.0	0	0	0	0	1	0	0	0
2012	Miami	14	14	60	47	13	3.5	15.5	0	0	0	0	2	2	0	0
2013	Miami	15	12	54	34	20	2.0	16.0	0	0	0	0	3	0	0	0
2014	Miami	11	11	64	49	15	1.0	8.0	0	0	0	0	1	0	1	0
2015	Miami	13	13	78	59	19	0.0	0.0	0	0	0	0	1	0	0	0
2016	Miami	3	2	22	11	11	0.0	0.0	0	0	0	0	0	0	0	0
NFL TOTALS		84	72	350	252	98	12.0	66.0	0	0	0	0	10	2	3	0

2016 GAME-BY-GAME STATISTICS

DATE	OPPONENT	P/S	TCK	SOLO	AST	SK	YDS	INT	YDS	PD	FF	FR
9/11	at Seattle	1/1	10	5	5	0.0	0.0	0	0	0	0	0
9/18	at New England	1/1	9	4	5	0.0	0.0	0	0	0	0	0
9/25	CLEVELAND	1/0	3	2	1	0.0	0.0	0	0	0	0	0
9/29	at Cincinnati											
10/9	TENNESSEE											
10/16	PITTSBURGH											
10/23	BUFFALO											
11/6	N.Y. JETS											
11/13	at San Diego											
11/20	at Los Angeles											
11/27	SAN FRANCISCO											
12/4	at Baltimore											
12/11	ARIZONA											
12/17	at N.Y. Jets											
12/24	at Buffalo											
1/1/17	NEW ENGLAND											
2016 TOTALS		3/2	22	11	11	0.0	0.0	0	0	0	0	0

DATE	OPPONENT	P/S	TCK	SOLO	AST	SK	YDS	INT	YDS	PD	FF	FR
1/8/17	at Pittsburgh											

INJURED RESERVE

SINGLE-GAME HIGHS

CAREER HIGHS

Tackles: 11 twice, last: at Washington (9/13/15)
Sacks: 1.5 at Arizona (9/30/12)
Interceptions: —
Passes Defensed: 1 10 times, last: vs. N.Y. Jets (10/4/15)
Forced Fumbles: 1 twice, last: at Cincinnati (10/7/12)
Fumble Recoveries: 1 three times, last: at Chi. (10/19/14)

SEASON HIGHS

Tackles: 10 at Seattle (9/11/16)
Sacks: —
Interceptions: —
Passes Defensed: —
Forced Fumbles: —
Fumble Recoveries: —





90 // DT

EARL MITCHELL

HT: 6-3 // WT: 310 // BORN: 9/25/87
 COLLEGE: ARIZONA '10 // ACQUIRED: UFA, 2014 (HOU.)
 NFL: SEVENTH SEASON // DOLPHINS: THIRD SEASON

KEY TRANSACTIONS

- Signed by the Dolphins as an unrestricted free agent on 3/12/14
- Originally a third-round selection (81st overall) of Houston in the 2010 NFL Draft

2016 - Played in nine games with five starts ... Activated from Injured Reserve on 11/10 ... Placed on Injured Reserve on 9/14, missing seven games ... Recorded 17 tackles (11 solo) ... Totaled four tackles (one solo) at **N.Y. Jets (12/17)** ... Recorded four solo tackles at **San Diego (11/13)**.

POSTSEASON: Recorded three solo tackles in the AFC Wild Card game at **Pittsburgh (1/8/17)**.

EARL MITCHELL'S NFL REGULAR SEASON STATISTICS

YEAR	TEAM	GP	GS	TACKLES					INTERCEPTIONS					FUMBLES		
				TOT	SOLO	ASST	SK	YDS	NO	YDS	LG	TD	PD	FF	FR	YDS
2010	Houston	15	0	28	18	10	1.0	8.0	0	0	0	0	0	0	0	0
2011	Houston	16	0	27	14	13	1.0	0.0	0	0	0	0	1	0	2	0
2012	Houston	16	3	31	19	12	0.0	0.0	0	0	0	0	3	1	0	0
2013	Houston	16	14	48	30	18	1.5	9.5	0	0	0	0	0	0	0	0
2014	Miami	16	4	33	21	12	2.0	12.0	0	0	0	0	1	0	0	0
2015	Miami	12	12	22	14	8	0.0	0.0	0	0	0	0	0	0	0	0
2016	Miami	9	5	17	11	6	0.0	0.0	0	0	0	0	0	0	0	0
NFL TOTALS		100	38	206	127	79	5.5	29.5	0	0	0	0	5	1	2	0

EARL MITCHELL'S NFL PLAYOFF STATISTICS

YEAR	TEAM	GP	GS	TACKLES					INTERCEPTIONS					FUMBLES		
				TOT	SOLO	ASST	SK	YDS	NO	YDS	LG	TD	PD	FF	FR	YDS
2011	Houston	2	0	5	3	2	1.0	9.0	0	0	0	0	1	0	0	0
2012	Houston	2	0	5	2	3	0.0	0.0	0	0	0	0	0	0	0	0
2016	Miami	1	0	3	3	0	0.0	0.0	0	0	0	0	0	0	0	0
NFL TOTALS		5	0	13	8	5	1.0	9.0	0	0	-	0	1	0	0	0

2016 GAME-BY-GAME STATISTICS

DATE	OPPONENT	P/S	TCK	SOLO	AST	SK	YDS	INT	YDS	PD	FF	FR
9/11	at Seattle	1/0	1	0	1	0.0	0.0	0	0	0	0	0
9/18	at New England						INJURED RESERVE					
9/25	CLEVELAND						INJURED RESERVE					
9/29	at Cincinnati						INJURED RESERVE					
10/9	TENNESSEE						INJURED RESERVE					
10/16	PITTSBURGH						INJURED RESERVE					
10/23	BUFFALO						INJURED RESERVE					
11/6	N.Y. JETS						INJURED RESERVE					
11/13	at San Diego	1/0	4	4	0	0.0	0.0	0	0	0	0	0
11/20	at Los Angeles	1/0	2	2	0	0.0	0.0	0	0	0	0	0
11/27	SAN FRANCISCO	1/0	1	1	0	0.0	0.0	0	0	0	0	0
12/4	at Baltimore	1/1	1	1	0	0.0	0.0	0	0	0	0	0
12/11	ARIZONA	1/1	2	1	1	0.0	0.0	0	0	0	0	0
12/17	at N.Y. Jets	1/1	4	1	3	0.0	0.0	0	0	0	0	0
12/24	at Buffalo	1/1	2	1	1	0.0	0.0	0	0	0	0	0
1/1/17	NEW ENGLAND	1/1	0	0	0	0.0	0.0	0	0	0	0	0
2016 TOTALS		9/5	17	11	6	0.0	0.0	0	0	0	0	0
DATE	OPPONENT	P/S	TCK	SOLO	AST	SK	YDS	INT	YDS	PD	FF	FR
1/1/17	at Pittsburgh	1/0	3	3	0	0.0	0.0	0	0	0	0	0



SINGLE-GAME HIGHS


CAREER HIGHS

Tackles:	6	vs. Tennessee (1/1/12)
Sacks:	1	five times, last: vs. Buffalo (11/13/14)
Interceptions:	–	–
Passes Defensed:	2	at Denver (9/23/12)
Forced Fumbles:	1	at New England (12/10/12)
Fumble Recoveries:	1	twice, last: at Cincinnati (12/11/11)

SEASON HIGHS

Tackles:	4	twice, last: at NYJ (12/17/16)
Sacks:	–	–
Interceptions:	–	–
Passes Defensed:	–	–
Forced Fumbles:	–	–
Fumble Recoveries:	–	–





8 // QB

MATT MOORE

HT: 6-3 // WT: 225 // BORN: 8/9/84
 COLLEGE: OREGON STATE '07 // ACQUIRED: UFA, 2011 (CAR.)
 NFL: 10TH SEASON // DOLPHINS: SIXTH SEASON

KEY TRANSACTIONS

- Signed by the Dolphins as an unrestricted free agent from Carolina on 7/29/11
- Signed as an undrafted college free agent by Dallas on 5/14/07

2016 - Played in four games with three starts ... Did not play in 12 games ... Completed 55-of-87 passes (63.2 pct.) for 721 yards, eight touchdowns and three interceptions for a 105.6 QB rating ... Also rushed once for -1 yards ... Completed 24-of-34 passes (70.6 pct.) for 205 yards and two touchdowns vs. **New England (1/1/17)** ... Also served as a game captain ... Completed a

season high 16-of-30 (53.3 pct.) passes for 233 yards and two touchdowns in the 34-31 victory at **Buffalo (12/24)** ... Led the Dolphins to his second game-winning drive of the season and sixth of his career ... It marked the third time in Moore's career that he threw for 200-plus yards in back-to-back games and the first time since 2011 ... Threw a 56-yard touchdown pass to WR DeVante Parker on Miami's first possession of the second half ... Started first game since 2011 in the 34-13 win at **N.Y. Jets (12/17)** ... Completed 12-of-18 passes (66.7 pct.) for 236 yards and a career-high four touchdowns ... Also earned a 126.2 QB rating, the fourth highest of his career ... Hit TE Dion Sims twice for 1-yard touchdowns in the second and third quarter ... Threw a 52-yard touchdown to WR Kenny Stills with 1:58 remaining in the second quarter to give Miami a 13-7 lead ... Connected with WR Jarvis Landry on a 66-yard touchdown pass, extending Miami's lead 34-10 in the third quarter ... The 66-yard throw tied a career high (vs. Tampa Bay, 12/6/09), but is the longest touchdown pass of his career ... Entered the game vs. **Arizona (12/11)** for an injured QB Ryan Tannehill in the third quarter ... Completed 3-of-5 (60.0 pct.) passes for 47 yards ... Also engineered the fifth game-winning drive of his career, completing 2-of-2 (100 pct.) passes for 41 yards on the final possession ... Threw a 29-yard strike to WR Kenny Stills to place Miami at the Arizona 1-yard line, setting up a K Andrew Franks 21-yard field goal to win the game ... Did not play Weeks 1-13.

POSTSEASON: Completed 29-of-36 passes (80.5 pct.) for 289 yards and one touchdown in the AFC Wild Card game at **Pittsburgh (1/8/17)** ... Earned a 97.8 QB rating ... His 29 completions is tied for second in Dolphins postseason history ... His 80.6 completion percentage (min. 20 attempts) is second-best in a postseason game in Dolphins history ... Set a Dolphins playoff record with 14 consecutive completions in the third and fourth quarters ... Threw a 4-yard touchdown pass to RB Damien Williams in the fourth quarter.

HONORS: Named AFC Offensive Player of the Week for his Week 15 performance at N.Y. Jets (12/17).

MATT MOORE'S NFL REGULAR SEASON PASSING STATISTICS

YEAR	TEAM	GP	GS	ATT	CMP	PCT	YDS			INT	LG	SK	YDS	
							YDS	ATT	TD				LST	RATE
2007	Carolina	9	3	111	63	56.8	730	6.6	3	5	57	6	40	67.0
2008	Carolina													
2009	Carolina	7	5	138	85	61.6	1,053	7.6	8	2	66	9	78	98.5
2010	Carolina	6	5	143	79	55.2	857	6.0	5	10	39	13	90	55.6
2011	Miami	13	12	347	210	60.5	2,497	7.2	16	9	65t	36	229	87.1
2012	Miami	2	0	19	11	57.9	131	6.9	1	0	37	2	9	96.6
2013	Miami	1	0	6	2	33.3	53	8.8	0	2	50	0	0	27.1
2014	Miami	2	0	4	2	50.0	21	5.3	0	0	14	0	0	65.6
2015	Miami	1	0	1	1	100.0	14	14.0	0	0	14	0	0	118.8
2016	Miami	4	3	87	55	63.2	721	8.3	8	3	66t	1	0	105.6
NFL TOTALS		45	28	856	508	59.3	6,077	7.1	41	31	66	67	446	82.0

Career Regular Season Record As A Starter: (Carolina) 2-1 in 2007, 4-1 in 2009, 1-4 in 2010; (Miami) 6-6 in 2011, 2-1 in 2016 for total of 15-13.

MATT MOORE'S NFL REGULAR SEASON RUSHING STATISTICS

YEAR	TEAM	NO	YDS	AVG	LG	TD
2007	Carolina	3	5	1.7	5	0
2008	Carolina					
2009	Carolina	12	-3	-0.3	5	0
2010	Carolina	5	25	5.0	8	0
2011	Miami	32	65	2.0	16	2
2012	Miami	5	-3	-0.6	1	0
2013	Miami	0	0	0.0	0	0
2014	Miami	2	-2	-1.0	-1	0
2015	Miami	3	-2	-0.7	0	0
2016	Miami	1	-1	-1.0	-1	0
NFL TOTALS		63	84	1.3	16	2



MATT MOORE'S NFL PLAYOFF PASSING STATISTICS

YEAR	TEAM	GP	GS	ATT	CMP	PCT	YDS	YDS ATT	TD	INT	LG	SK	YDS LST	RATE
2016	Miami	1	1	36	29	80.6	289	8.0	1	1	37	5	36	97.8
NFL TOTALS		1	1	36	29	80.6	289	8.0	1	1	37	5	36	97.8

Career Playoff Record As A Starter: (Miami) 0-1 in 2016

MATT MOORE'S NFL PLAYOFF RUSHING STATISTICS

YEAR	TEAM	NO	YDS	AVG	LG	TD
2016	Miami	1	2	2.0	2	0
NFL TOTALS		1	2	2.0	2	2

2016 GAME-BY-GAME STATISTICS

DATE	OPPONENT	P/S	PASSING								RUSHING				W/L	SCORE
			ATT	CMP	YDS	PCT	TD	INT	LG	SK/YDS	ATT	YDS	LG	TD		
9/11	at Seattle					DID NOT PLAY										
9/18	at New England					DID NOT PLAY										
9/25	CLEVELAND					DID NOT PLAY										
9/29	at Cincinnati					DID NOT PLAY										
10/9	TENNESSEE					DID NOT PLAY										
10/16	PITTSBURGH					DID NOT PLAY										
10/23	BUFFALO					DID NOT PLAY										
11/6	N.Y. JETS					DID NOT PLAY										
11/13	at San Diego					DID NOT PLAY										
11/20	at Los Angeles					DID NOT PLAY										
11/27	SAN FRANCISCO					DID NOT PLAY										
12/4	at Baltimore					DID NOT PLAY										
12/11	ARIZONA	1/0	5	3	47	60.0	0	0	29	0/0	0	0	0	0	W	26-23
12/17	at N.Y. Jets	1/1	18	12	236	66.7	4	1	66t	1/0	0	0	0	0	W	34-23
12/24	at Buffalo	1/1	30	16	233	53.3	2	1	56t	0/0	1	-1	-1	0	W	34-31 (OT)
1/1/17	NEW ENGLAND	1/1	34	24	205	70.6	2	1	25t	0/0	0	0	0	0	L	14-35
2016 TOTALS		4/3	87	55	721	63.2	8	3	66t	1/0	1	-1	-1	0		
DATE	OPPONENT	P/S	ATT	CMP	YDS	PCT	TD	INT	LG	SK/YDS	ATT	YDS	LG	TD	W/L	SCORE
1/8/17	at Pittsburgh	1/1	36	29	289	80.6	1	1	37	5/36	1	2	2	0	L	12-30

SINGLE-GAME HIGHS

CAREER HIGHS

Pass Attempts:	41	vs. San Francisco (10/24/10)
Pass Completions:	28	vs. San Francisco (10/24/10)
Yards Passing:	308	vs. San Francisco (10/24/10)
TD Passes:	4	at N.Y. Jets (12/17/16)
Longest Pass:	66t	twice, last: at N.Y. Jets (12/17/16)
Completion Pct. (Min. 10 att.)	75.0	at N.Y. Giants (12/27/09)
Passer Rating:	147.5	at Kansas City (11/6/11)
Rush Attempts:	5	three times, last: vs. Oak. (12/4/11)
Rushing Yards:	31	at N.Y. Giants (10/30/11)
Long Run:	16	at N.Y. Giants (10/30/11)
Rushing TDs:	1	twice, last: vs. Oakland (12/4/11)

SEASON HIGHS

Pass Attempts:	34	vs. New England (1/1/17)
Pass Completions:	24	vs. New England (1/1/17)
Yards Passing:	236	at N.Y. Jets (12/17/16)
TD Passes:	4	at N.Y. Jets (12/17/16)
Longest Pass:	66t	at N.Y. Jets (12/17/16)
Completion Pct. (Min. 10 att.)	70.6	vs. New England (1/1/17)
Passer Rating:	126.2	at N.Y. Jets (12/17/16)
Rush Attempts:	1	at Buffalo (12/24/16)
Rushing Yards:	-1	at Buffalo (12/24/16)
Long Run:	-1	at Buffalo (12/24/16)
Rushing TDs:	-	





96 // DT

LEON ORR

HT: 6-5 // WT: 320 // BORN: 2/11/92
 COLLEGE: FLORIDA '14 // ACQUIRED: FA, 2016
 NFL: FIRST SEASON // DOLPHINS: FIRST SEASON

KEY TRANSACTIONS

- Activated from the Dolphins practice squad on 10/12/16
- Signed to the Dolphins' practice squad on 9/20/16
- Originally signed as an undrafted college free agent by Oakland on 5/8/15

2016 - Played in five games ... Inactive for one game ... Waived on 11/30 ... Recorded one solo tackle ... Recorded one solo tackle vs. **San Diego (11/13)** ... Made his Dolphins debut vs. **Pittsburgh (10/16)**.

LEON ORR'S NFL REGULAR SEASON STATISTICS

YEAR	TEAM	GP	GS	TACKLES					INTERCEPTIONS					FUMBLES		
				TOT	SOLO	ASST	SK	YDS	NO	YDS	LG	TD	PD	FF	FR	YDS
2015	Oakland	3	0	2	1	1	0.0	0.0	0	0	0	0	0	0	0	0
2016	Miami	5	0	1	1	0	0.0	0.0	0	0	0	0	1	0	0	0
NFL TOTALS		8	0	3	2	1	0.0	0.0	0	0	0	0	1	0	0	0

2016 GAME-BY-GAME STATISTICS

DATE	OPPONENT	P/S	TCK	SOLO	AST	SK	YDS	INT	YDS	PD	FF	FR
9/11	at Seattle							NOT ON ROSTER				
9/18	at New England							NOT ON ROSTER				
9/25	CLEVELAND							PRACTICE SQUAD				
9/29	at Cincinnati							PRACTICE SQUAD				
10/9	TENNESSEE							PRACTICE SQUAD				
10/16	PITTSBURGH	1/0	0	0	0	0.0	0.0	0	0	0	0	0
10/23	BUFFALO	1/0	0	0	0	0.0	0.0	0	0	0	0	0
11/6	N.Y. JETS	1/0	0	0	0	0.0	0.0	0	0	0	0	0
11/13	at San Diego	1/0	1	1	0	0.0	0.0	0	0	0	0	0
11/20	at Los Angeles	1/0	0	0	0	0.0	0.0	0	0	0	0	0
11/27	SAN FRANCISCO							INACTIVE				
12/4	at Baltimore							NOT ON ROSTER				
12/11	ARIZONA							NOT ON ROSTER				
12/17	at N.Y. Jets							NOT ON ROSTER				
12/24	at Buffalo							NOT ON ROSTER				
1/1/17	NEW ENGLAND							NOT ON ROSTER				
2016 TOTALS		5/0	1	1	0	0.0	0.0	0	0	0	0	0

SINGLE-GAME HIGHS

CAREER HIGHS

Tackles: 1 three times, last: at San Diego (11/13/16)

Sacks: —

Interceptions: —

Passes Defensed: 1 vs. San Diego (12/24/16)

Forced Fumbles: —

Fumble Recoveries: —

SEASON HIGHS

Tackles: 1 at San Diego (11/13/16)

Sacks: —

Interceptions: —

Passes Defensed: —

Forced Fumbles: —

Fumble Recoveries: —





11 // WR

DeVANTE PARKER

HT: 6-3 // WT: 212 // BORN: 1/20/93
 COLLEGE: LOUISVILLE '15 // ACQUIRED: D1, 2015
 NFL: SECOND SEASON // DOLPHINS: SECOND SEASON

KEY TRANSACTIONS

- Originally a first-round draft selection (14th overall) of the Dolphins in the 2015 NFL Draft

2016 - Played in 15 games with eight starts ... Inactive for one game due to injury ... Recorded 56 receptions for 744 yards (13.3 avg.) and four touchdowns ... Led the team with four receptions for 85 yards (21.3 avg.) and one touchdown in the 34-31 victory at **Buffalo (12/24)** ... Hauled in a 56-yard touchdown catch on Miami's first possession of the second half ... It tied the longest reception of his career and is his longest career touchdown ... Recorded three receptions for 64 yards (21.3 avg.) in the 31-24 victory vs. **San Francisco (11/27)** ... Led the team with eight receptions for 79 yards (9.9 avg.) and one touchdown in the 14-10 win at **Los Angeles (11/20)** ... Hauled in a 9-yard go-ahead touchdown catch with 36 seconds remaining in the game to put Miami up 14-10 ... Registered five receptions for 103 yards (20.6 avg.) in the 31-24 victory at **San Diego (11/13)** ... Caught three passes for 20 yards (6.7 yards) in the 28-25 victory vs. **Buffalo (10/23)** ... Recorded five catches for 28 yards (5.6 avg.) vs. **Pittsburgh (10/16)** ... His 11-yard reception in the third quarter placed the Dolphins at first-and-goal, setting the Dolphins up for a RB Jay Ajayi 1-yard touchdown run ... Caught two passes for 70 yards (35.0 avg.) vs. **Tennessee (10/9)** ... Hauled in a 50-yard reception from QB Ryan Tannehill in the third quarter ... Registered three catches for 51 yards (17.0 avg.) and one touchdown vs. **Cleveland (9/25)** ... Hauled in a 26-yard touchdown reception from QB Ryan Tannehill in the first quarter... Made his 2016 debut for the Dolphins at **New England (9/18)** ... Recorded eight receptions for 106 yards (13.3 avg.) ... All eight receptions came in the second half.

POSTSEASON: Recorded four receptions for 55 yards (13.8 avg.) in the AFC Wild Card game at **Pittsburgh (1/8/17)**.

DeVANTE PARKER'S NFL REGULAR SEASON STATISTICS

YEAR	TEAM	GP	GS	RECEIVING					RUSHING				
				NO	YDS	AVG	LG	TD	ATT	YDS	AVG	LG	TD
2015	Miami	14	4	26	494	19.0	49	3	0	0	0.0	0	0
2016	Miami	15	8	56	744	13.3	56t	4	0	0	0.0	0	0
NFL TOTALS		29	12	82	1,238	15.1	56t	7	0	0	0.0	0	0

DeVANTE PARKER'S NFL PLAYOFF STATISTICS

YEAR	TEAM	GP	GS	RECEIVING					RUSHING				
				NO	YDS	AVG	LG	TD	ATT	YDS	AVG	LG	TD
2016	Miami	1	0	4	55	13.8	37	0	0	0	0.0	0	0
NFL TOTALS		1	0	4	55	13.8	37	0	0	0	0.0	0	0

2016 GAME-BY-GAME STATISTICS

			RECEIVING					RUSHING						
DATE	OPPONENT	P/S	NO	YDS	AVG	LG	TD	ATT	YDS	AVG	LG	TD	W/L	SCORE
9/11	at Seattle		INACTIVE											
9/18	at New England	1/1	8	106	13.3	28	0	0	0	0.0	0	0	L	24-31
9/25	CLEVELAND	1/1	3	51	17.0	26t	1	0	0	0.0	0	0	W	30-24 (OT)
9/29	at Cincinnati	1/1	2	20	10.0	15	0	0	0	0.0	0	0	L	7-22
10/9	TENNESSEE	1/0	2	70	35.0	50	0	0	0	0.0	0	0	L	17-30
10/16	PITTSBURGH	1/0	5	28	5.6	11	0	0	0	0.0	0	0	W	30-15
10/23	BUFFALO	1/0	3	20	6.7	9	0	0	0	0.0	0	0	W	28-25
11/6	N.Y. JETS	1/0	2	8	4.0	4	0	0	0	0.0	0	0	W	27-23
11/13	at San Diego	1/1	5	103	20.6	56	0	0	0	0.0	0	0	W	31-24
11/20	at Los Angeles	1/1	8	79	9.9	15	1	0	0	0.0	0	0	W	14-10
11/27	SAN FRANCISCO	1/0	3	64	21.3	46	0	0	0	0.0	0	0	W	31-24
12/4	at Baltimore	1/1	3	34	11.3	17	1	0	0	0.0	0	0	L	6-38
12/11	ARIZONA	1/1	2	14	7.0	11	0	0	0	0.0	0	0	W	26-23
12/17	at N.Y. Jets	1/0	1	17	17.0	17	0	0	0	0.0	0	0	W	34-13
12/24	at Buffalo	1/0	4	85	21.3	56t	1	0	0	0.0	0	0	W	34-31 (OT)
1/1/17	NEW ENGLAND	1/1	5	45	9.0	18	0	0	0	0.0	0	0	L	14-35
2016 TOTALS		15/8	56	744	13.3	56t	4	0	0	0.0	0	0		
DATE	OPPONENT	P/S	NO	YDS	AVG	LG	TD	ATT	YDS	AVG	LG	TD	W/L	SCORE
9/11	at Seattle	1/0	4	55	13.8	37	0	0	0	0.0	0	0	L	12-30




SINGLE-GAME HIGHS

CAREER HIGHS

Receptions:	8	twice, last: at LA (11/20/16)
Receiving Yards:	106	twice, last: at New England (9/18/16)
Longest Reception:	56t	twice, last: at Buffalo (12/26/16)
TD Receptions:	1	seven times, last: at Buf. (12/24/16)
Rushes:	—	
Rushing Yards:	—	
Longest Rush:	—	

SEASON HIGHS

Receptions:	8	twice, last: at LA (11/20/16)
Receiving Yards:	106	at New England (9/18/16)
Longest Reception:	56t	twice, last: at Buffalo (12/24/16)
TD Receptions:	1	four times, last: at Buf. (12/24/16)
Rushes:	—	
Rushing Yards:	—	
Longest Rush:	—	



42 // LB

SPENCER
PAYSINGER

HT: 6-2 // WT: 249 // BORN: 6/28/88
COLLEGE: OREGON '11 // ACQUIRED: UFA, 2015 (NYG)
NFL: SIXTH SEASON // DOLPHINS: SECOND SEASON

KEY TRANSACTIONS

- Signed by the Dolphins as an unrestricted free agent on 4/2/15
- Originally signed as an undrafted college free agent by N.Y. Giants on 7/28/11

2016 - Played in 15 games with three starts ... Inactive for one game due to injury ... Recorded 52 tackles (37 solo), three passes defended and two fumble recoveries ... Tallied seven tackles (five solo) vs. **New England (1/1/17)** ... Tied for the team lead with nine tackles (six solo) and one pass defended in the 34-31 victory at **Buffalo (12/24)** ... His nine tackles tied a career high ... Broke up a QB Tyrod Taylor pass on third-and-9 in the fourth quarter, holding Buffalo to a field

goal ... Registered five tackles (two solo) and one pass defended in the 34-13 win at **N.Y. Jets (12/17)** ... Broke up a QB Ryan Fitzpatrick pass on fourth-and-2 in the fourth quarter ... Led the team with a season-high eight tackles (six solo) and one fumble recovery in the 26-23 victory vs. **Arizona (12/11)** ... Recovered a RB David Johnson fumble that was forced by DE Cameron Wake ... Recorded seven tackles (four solo) at **Baltimore (12/4)** ... Registered five tackles (four solo) in the 14-10 win at **Los Angeles (11/20)** ... Led the team with five solo tackles and one fumble recovery in the 27-23 win vs. **N.Y. Jets (11/6)** ... Tallied two tackles (one solo) and one pass defended at **Cincinnati (9/29)** ... Broke up a QB Andy Dalton pass in the first quarter.

POSTSEASON: Recorded two special teams tackles in the AFC Wild Card game at **Pittsburgh (1/8/17)**.

SPENCER PAYSINGER'S NFL REGULAR SEASON STATISTICS

YEAR	TEAM	GP	GS	TACKLES					INTERCEPTIONS					FUMBLES		
				TOT	SOLO	ASST	SK	YDS	NO	YDS	LG	TD	PD	FF	FR	YDS
2011	N.Y. Giants	15	0	5	5	0	0.0	0.0	0	0	0	0	0	0	1	0
2012	N.Y. Giants	16	3	19	11	8	0.0	0.0	0	0	0	0	0	1	1	0
2013	N.Y. Giants	16	10	66	58	8	1.0	0.0	0	0	0	0	1	0	1	0
2014	N.Y. Giants	15	1	5	4	1	0.0	0.0	0	0	0	0	0	0	0	0
2015	Miami	14	0	10	8	2	0.0	0.0	0	0	0	0	0	0	0	0
2016	Miami	15	3	52	37	15	0.0	0.0	0	0	0	0	3	0	2	0
NFL TOTALS		91	17	157	123	34	1.0	0.0	0	0	0	0	4	1	5	0

SPENCER PAYSINGER'S NFL PLAYOFF STATISTICS

YEAR	TEAM	GP	GS	TACKLES					INTERCEPTIONS					FUMBLES		
				TOT	SOLO	ASST	SK	YDS	NO	YDS	LG	TD	PD	FF	FR	YDS
2011	N.Y. Giants	4	0	0	0	0	0.0	0.0	0	0	0	0	0	0	0	0
2016	Miami	1	0	0	0	0	0.0	0.0	0	0	0	0	0	0	0	0
NFL TOTALS		5	0	0	0	0	0.0	0.0	0	0	0	0	0	0	0	0

2016 GAME-BY-GAME STATISTICS

DATE	OPPONENT	P/S	TCK	SOLO	AST	SK	YDS	INT	YDS	PD	FF	FR
9/11	at Seattle	1/0	0	0	0	0.0	0.0	0	0	0	0	0
9/18	at New England	1/0	0	0	0	0.0	0.0	0	0	0	0	0
9/25	CLEVELAND						INACTIVE					
9/29	at Cincinnati	1/0	2	1	1	0.0	0.0	0	0	1	0	0
10/9	TENNESSEE	1/0	2	2	0	0.0	0.0	0	0	0	0	0
10/16	PITTSBURGH	1/0	2	2	0	0.0	0.0	0	0	0	0	0
10/23	BUFFALO	1/0	0	0	0	0.0	0.0	0	0	0	0	0
11/6	N.Y. JETS	1/0	5	5	0	0.0	0.0	0	0	0	0	1
11/13	at San Diego	1/0	0	0	0	0.0	0.0	0	0	0	0	0
11/20	at Los Angeles	1/0	5	4	1	0.0	0.0	0	0	0	0	0
11/27	SAN FRANCISCO	1/0	0	0	0	0.0	0.0	0	0	0	0	0
12/4	at Baltimore	1/1	7	4	3	0.0	0.0	0	0	0	0	0
12/11	ARIZONA	1/1	8	6	2	0.0	0.0	0	0	0	0	1
12/17	at N.Y. Jets	1/0	5	2	3	0.0	0.0	0	0	1	0	0
12/24	at Buffalo	1/0	9	6	3	0.0	0.0	0	0	1	0	0
1/1/17	NEW ENGLAND	1/1	7	5	2	0.0	0.0	0	0	0	0	0
2016 TOTALS		15/3	52	37	15	0.0	0.0	0	0	3	0	2

DATE	OPPONENT	P/S	TCK	SOLO	AST	SK	YDS	INT	YDS	PD	FF	FR
1/8/17	at Pittsburgh	1/0	0	0	0	0.0	0.0	0	0	0	0	0



SINGLE-GAME HIGHS

CAREER HIGHS

Tackles:	9	twice, last: at Buffalo (12/24/16)
Sacks:	1	at Kansas City (9/29/13)
Interceptions:	—	
Passes Defensed:	1	four times, last: at Buffalo (12/24/16)
Forced Fumbles:	1	at Carolina (9/20/12)
Fumble Recoveries:	1	five times, last: vs. Arizona (12/11/16)

SEASON HIGHS

Tackles:	9	at Buffalo (12/24/16)
Sacks:	—	
Interceptions:	—	
Passes Defensed:	1	three times, last: at Buffalo (12/24/16)
Forced Fumbles:	—	
Fumble Recoveries:	1	twice, last: vs. Arizona (12/11/16)



22 // RB

ISAIAH
PEARD

HT: 5-10 // WT: 206 // BORN: 12/14/89
COLLEGE: CINCINNATI '12 // ACQUIRED: FA, 2016
NFL: FOURTH SEASON // DOLPHINS: FIRST SEASON

KEY TRANSACTIONS

- Signed by the Dolphins as a free agent on 4/1/16
- Originally a second-round draft selection (50th overall) of the Rams in the 2012 NFL Draft

2016 - Played in three games ... Inactive for two games ... Released on 10/11 ... Rushed eight times for 22 yards (2.8 avg.) ... Caught one reception for 6 yards ... Carried the ball three times for 5 yards (1.7 avg.) at **Cincinnati (9/29)** ... Also caught one pass for 6 yards ... Rushed five times for 17 yards (3.4 avg.) vs. **Cleveland (9/25)** in his Dolphins debut.

ISAIAH PEARD'S NFL REGULAR SEASON STATISTICS

YEAR	TEAM	GP	GS	RUSHING					RECEIVING				
				ATT	YDS	AVG	LG	TD	NO	YDS	AVG	LG	TD
2012	St. Louis	15	1	10	54	5.4	19	0	3	16	5.3	9	0
2013	St. Louis	10	0	7	21	3.0	11	0	11	78	7.1	14	0
2014	St. Louis			INJURED RESERVE									
2015	St. Louis	2	0	2	3	1.5	4	0	0	0	0.0	0	0
2016	Miami	3	0	8	22	2.8	4	0	1	6	6.0	6	0
NFL TOTALS		30	1	27	100	3.7	19	0	15	100	6.7	14	0

2016 GAME-BY-GAME STATISTICS

DATE	OPPONENT	P/S	RUSHING					RECEIVING					W/L	SCORE
			ATT	YDS	AVG	LG	TD	NO	YDS	AVG	LG	TD		
9/11	at Seattle													
9/18	at New England													
9/25	CLEVELAND	1/0	5	17	3.4	4	0	0	0	0.0	0	0	W	30-24 (OT)
9/29	at Cincinnati	1/0	3	5	1.7	4	0	1	6	6.0	6	0	L	7-22
10/9	TENNESSEE	1/0	0	0	0.0	0	0	0	0	0.0	0	0	L	17-30
10/16	PITTSBURGH													
10/23	BUFFALO													
11/6	N.Y. JETS													
11/13	at San Diego													
11/20	at Los Angeles													
11/27	SAN FRANCISCO													
12/4	at Baltimore													
12/11	ARIZONA													
12/17	at N.Y. Jets													
12/24	at Buffalo													
1/1/17	NEW ENGLAND													
2016 TOTALS		3/0	8	22	2.8	4	0	1	6	6.0	6	0		

SINGLE-GAME HIGHS


CAREER HIGHS

Rushes: 6 at Dallas (9/22/13)
Rushing Yards: 32 vs. New England (10/28/12)
Longest Run: 19 vs. New England (10/28/12)
TD Runs: –
Receptions: 7 at Dallas (9/22/13)
Receiving Yards: 43 at Dallas (9/22/13)
Longest Reception: 14 at Dallas (9/22/13)
TD Receptions: –

SEASON HIGHS

Rushes: 5 vs. Cleveland (9/25/16)
Rushing Yards: 17 vs. Cleveland (9/25/16)
Longest Run: 4 twice, last: at Cin. (9/29/16)
TD Runs: –
Receptions: 1 at Cincinnati (9/29/16)
Receiving Yards: 6 at Cincinnati (9/29/16)
Longest Reception: 6 at Cincinnati (9/29/16)
TD Receptions: –





97 // DT

JORDAN PHILLIPS

HT: 6-6 // WT: 335 // BORN: 10/15/92
 COLLEGE: OKLAHOMA '15 // ACQUIRED: D2, 2015
 NFL: SECOND SEASON // DOLPHINS: SECOND SEASON

KEY TRANSACTIONS

- Originally a second-round selection (52nd overall) of the Dolphins in the 2015 NFL Draft

Walt Aikens for a defensive two-point conversion ... Tallied two solo tackles at **Los Angeles (11/20)** ... Made two tackles (one solo) at **San Diego (11/13)** ... Recorded one solo tackle, one interception and one pass defended vs. **N.Y. Jets (11/6)** ... Intercepted a QB Ryan Fitzpatrick pass and returned it 17 yards in the third quarter ... Totaled two tackles (one solo) vs. **Tennessee (10/9)** ... Registered two solo tackles at **Cincinnati (9/29)** ... Totaled two assisted tackles at **New England (9/18)** ... Recorded four assisted tackles, 0.5 sacks in the season opener at **Seattle (9/11)** ... Pushed Seattle's left guard into QB Russell Wilson, causing a fumble recovered by the Dolphins.

POSTSEASON: Recorded three tackles (two solo) in the AFC Wild Card game at **Pittsburgh (1/8/17)**.

JORDAN PHILLIPS' NFL REGULAR SEASON STATISTICS

YEAR	TEAM	GP	GS	TACKLES					INTERCEPTIONS					FUMBLES		
				TOT	SOLO	ASST	SK	YDS	NO	YDS	LG	TD	PD	FF	FR	YDS
2015	Miami	15	4	19	14	5	2.0	14.0	0	0	0	0	4	0	0	0
2016	Miami	16	11	23	13	10	0.5	0.0	1	17	17	0	3	0	0	0
NFL TOTALS		31	15	42	27	15	2.5	14.0	1	17	17	0	7	0	0	0

JORDAN PHILLIPS' NFL PLAYOFF STATISTICS

YEAR	TEAM	GP	GS	TACKLES					INTERCEPTIONS					FUMBLES		
				TOT	SOLO	ASST	SK	YDS	NO	YDS	LG	TD	PD	FF	FR	YDS
2016	Miami	1	0	3	2	1	0.0	0.0	0	0	0	0	0	0	0	0
NFL TOTALS		1	0	3	2	1	0.0	0.0	0	0	0	0	0	0	0	0

2016 GAME-BY-GAME STATISTICS

DATE	OPPONENT	P/S	TCK	SOLO	AST	SK	YDS	INT	YDS	PD	FF	FR
9/11	at Seattle	1/1	4	0	4	0.5	0.0	0	0	0	0	0
9/18	at New England	1/1	2	0	2	0.0	0.0	0	0	0	0	0
9/25	CLEVELAND	1/1	0	0	0	0.0	0.0	0	0	0	0	0
9/29	at Cincinnati	1/1	2	2	0	0.0	0.0	0	0	0	0	0
10/9	TENNESSEE	1/1	2	1	1	0.0	0.0	0	0	0	0	0
10/16	PITTSBURGH	1/1	0	0	0	0.0	0.0	0	0	0	0	0
10/23	BUFFALO	1/1	1	0	1	0.0	0.0	0	0	0	0	0
11/6	N.Y. JETS	1/1	1	1	0	0.0	0.0	1	17	1	0	0
11/13	at San Diego	1/1	2	1	1	0.0	0.0	0	0	0	0	0
11/20	at Los Angeles	1/1	2	2	0	0.0	0.0	0	0	0	0	0
11/27	SAN FRANCISCO	1/1	0	0	0	0.0	0.0	0	0	0	0	0
12/4	at Baltimore	1/0	1	0	1	0.0	0.0	0	0	0	0	0
12/11	ARIZONA	1/0	0	0	0	0.0	0.0	0	0	1	0	0
12/17	at N.Y. Jets	1/0	2	2	0	0.0	0.0	0	0	0	0	0
12/24	at Buffalo	1/0	2	2	0	0.0	0.0	0	0	0	0	0
1/1/17	NEW ENGLAND	1/0	2	2	0	0.0	0.0	0	0	1	0	0
2016 TOTALS		16/11	23	13	10	0.5	0.0	1	17	3	0	0

DATE	OPPONENT	P/S	TCK	SOLO	AST	SK	YDS	INT	YDS	PD	FF	FR
1/1/17	at Pittsburgh	1/0	3	2	1	0.0	0.0	0	0	0	0	0

SINGLE-GAME HIGHS


CAREER HIGHS

Tackles: 4 twice, last: at Seattle (9/11/16)
Sacks: 1 twice, last: at Buffalo (11/8/15)
Interceptions: 1 vs. N.Y. Jets (11/6/16)
Passes Defended: 2 vs. Dallas (11/22/15)
Forced Fumbles: —
Fumble Recoveries: —

SEASON HIGHS

Tackles: 4 at Seattle (9/11/16)
Sacks: 0.5 at Seattle (9/11/16)
Interceptions: 1 vs. N.Y. Jets (11/6/16)
Passes Defended: 1 three times, last: vs. NE (1/1/17)
Forced Fumbles: —
Fumble Recoveries: —





40 // CB

LAFAYETTE PITTS

HT: 5-11 // WT: 196 // BORN: 9/24/92
 COLLEGE: PITTSBURGH '16 // ACQUIRED: FA, 2016
 NFL: ROOKIE SEASON // DOLPHINS: ROOKIE SEASON

KEY TRANSACTIONS

- Signed by the Dolphins as an undrafted college free agent on 5/6/16

2016 - Played in eight games, appearing on special teams ... Made one assisted special teams tackle in Weeks 11-12 and one solo special teams tackle in Week 13 ... Activated to the 53-man roster on 11/7 ... Spent Weeks 1-9 on the Dolphins' practice squad.

POSTSEASON: Played on special teams, but did not record any statistics in the AFC Wild Card game at **Pittsburgh (1/8/17)**.

LAFAYETTE PITTS' NFL REGULAR SEASON STATISTICS

YEAR	TEAM	GP	GS	TACKLES					INTERCEPTIONS					FUMBLES		
				TOT	SOLO	ASST	SK	YDS	NO	YDS	LG	TD	PD	FF	FR	YDS
2016	Miami	8	0	0	0	0	0.0	0.0	0	0	0	0	0	0	0	0
NFL TOTALS		8	0	0	0	0	0.0	0.0	0	0	0	0	0	0	0	0

LAFAYETTE PITTS' NFL PLAYOFF STATISTICS

YEAR	TEAM	GP	GS	TACKLES					INTERCEPTIONS					FUMBLES		
				TOT	SOLO	ASST	SK	YDS	NO	YDS	LG	TD	PD	FF	FR	YDS
2016	Miami	1	0	0	0	0	0.0	0.0	0	0	0	0	0	0	0	0
NFL TOTALS		1	0	0	0	0	0.0	0.0	0	0	0	0	0	0	0	0

2016 GAME-BY-GAME STATISTICS

DATE	OPPONENT	P/S	TCK	SOLO	AST	SK	YDS	INT	YDS	PD	FF	FR
9/11	at Seattle							PRACTICE SQUAD				
9/18	at New England							PRACTICE SQUAD				
9/25	CLEVELAND							PRACTICE SQUAD				
9/29	at Cincinnati							PRACTICE SQUAD				
10/9	TENNESSEE							PRACTICE SQUAD				
10/16	PITTSBURGH							PRACTICE SQUAD				
10/23	BUFFALO							PRACTICE SQUAD				
11/6	N.Y. JETS							PRACTICE SQUAD				
11/13	at San Diego	1/0	0	0	0	0.0	0.0	0	0	0	0	0
11/20	at Los Angeles	1/0	0	0	0	0.0	0.0	0	0	0	0	0
11/27	SAN FRANCISCO	1/0	0	0	0	0.0	0.0	0	0	0	0	0
12/4	at Baltimore	1/0	0	0	0	0.0	0.0	0	0	0	0	0
12/11	ARIZONA	1/0	0	0	0	0.0	0.0	0	0	0	0	0
12/17	at N.Y. Jets	1/0	0	0	0	0.0	0.0	0	0	0	0	0
12/24	at Buffalo	1/0	0	0	0	0.0	0.0	0	0	0	0	0
1/1/17	NEW ENGLAND	1/0	0	0	0	0.0	0.0	0	0	0	0	0
2016 TOTALS		8/0	0	0	0	0.0	0.0	0	0	0	0	0
DATE	OPPONENT	P/S	TCK	SOLO	AST	SK	YDS	INT	YDS	PD	FF	FR
1/8/17	at Pittsburgh	1/0	0	0	0	0.0	0	0	0	0	0	0

SINGLE-GAME HIGHS

CAREER HIGHS
 Tackles: —
 Sacks: —
 Interceptions: —
 Passes Defensed: —
 Forced Fumbles: —
 Fumble Recoveries: —

SEASON HIGHS
 Tackles: —
 Sacks: —
 Interceptions: —
 Passes Defensed: —
 Forced Fumbles: —
 Fumble Recoveries: —





51 // C

MIKE
POUNCEY

HT: 6-5 // WT: 299 // BORN: 7/24/89
COLLEGE: FLORIDA '11 // ACQUIRED: D1, 2011
NFL: SIXTH SEASON // DOLPHINS: SIXTH SEASON

KEY TRANSACTIONS

- Originally a first-round draft selection (15th overall) of the Dolphins in the 2011 NFL Draft

2016 - Played in nine games with nine starts ... Inactive eight games due to injury ... Placed on Injured Reserve on 12/13 ... Only penalized once and allowed zero sacks on the season ... Started in the 31-24 win at **San Diego (11/13)** ... QB Ryan Tannehill completed 17-of-24 throws (70.1 pct.) for 240 yards and two touchdowns ... Tannehill posted a season high 130.6 QB rating ... Also blocked for a run game that amassed 106 yards and one touchdown on 25 attempts (4.2

avg.) ... Started in the 27-23 victory vs. **N.Y. Jets (11/6)** ... Protected QB Ryan Tannehill who completed 17-of-28 (60.7 pct.) passes for 149 yards and one touchdown ... Also blocked for RB Jay Ajayi who carried the ball 24 times for 111 yards (4.6 avg.) and one touchdown ... This was the third consecutive game Ajayi topped the 100-yard rushing mark ... Started in the 28-25 win vs. **Buffalo (10/23)** ... Protected QB Ryan Tannehill who completed 15-of-25 passes (60 pct.) for 204 yards and one touchdown ... Blocked for RB Jay Ajayi who rushed for a career-high 214 yards, the third most in a single game in franchise history ... Started vs. **Pittsburgh (10/16)** ... Protected QB Ryan Tannehill who completed 24-of-32 throws (75.0 pct.), earning a 97.4 QB rating ... Part of an o-line that did not allow a sack on the day ... Also blocked for RB Jay Ajayi who rushed for 204 yards, the sixth-most in a single game in team history ... Marked his first football game at any level against twin brother C Maurkice Pouncey ... Made his first start of the season vs. **Tennessee (10/9)** ... Helped QB Ryan Tannehill complete 12-of-18 passes (66.7 pct.) for 191 yards ... Elected as a season-long team captain by his teammates.

MIKE POUNCEY'S NFL REGULAR SEASON STATISTICS

GAMES/STARTS: 2011: 16/16, 2012: 16/16, 2013: 14/14, 2014: 12/12, 2015: 14/14, 2016: 5/5

NFL TOTALS: 77/77





30 // S

BACARRI RAMBO

HT: 6-0 // WT: 211 // BORN: 6/27/90
 COLLEGE: GEORGIA '13 // ACQUIRED: FA, 2016
 NFL: FOURTH SEASON // DOLPHINS: FIRST SEASON

KEY TRANSACTIONS

- Signed by the Dolphins as a free agent on 10/25/16
- Originally a sixth-round selection (191st overall) of Washington in the 2013 NFL Draft

2016 - Played in nine games with five starts ... Recorded 39 tackles (25 solo), one interception and three passes defended ... Tallied seven tackles (four solo) vs. **New England (1/1/17)** ... Registered a season-high eight tackles (seven solo) at **Buffalo (12/24)** ... Totaled three tackles (two solo), one interception and one pass defended vs. **Arizona (12/11)** ... Intercepted a QB Carson Palmer pass on third-and-4, returning it 17 yards ... Recorded seven tackles (four solo)

and one pass defended vs. **San Francisco (11/27)** ... Made Dolphins debut vs. **N.Y. Jets (11/6)** ... Signed by the Dolphins as a free agent on 10/25.

POSTSEASON: Led the team with six solo tackles in the AFC Wild Card game at Pittsburgh (**1/8/17**).

BACARRI RAMBO'S NFL REGULAR SEASON STATISTICS

YEAR	TEAM	GP	GS	TACKLES					INTERCEPTIONS					FUMBLES		
				TOT	SOLO	ASST	SK	YDS	NO	YDS	LG	TD	PD	FF	FR	YDS
2013	Washington	11	3	38	29	9	1.0	4.0	0	0	0	0	0	0	0	0
2014	Washington	2	0	2	1	1	0.0	0.0	0	0	0	0	0	0	0	0
	Buffalo	4	0	2	1	1	0.0	0.0	2	44	28	0	2	0	0	0
2015	Buffalo	15	8	58	44	14	1.0	8.0	1	0	0	0	6	2	1	0
2016	Miami	9	5	39	25	14	0.0	0.0	1	17	17	0	3	0	0	0
NFL TOTALS		41	16	139	100	39	2.0	12.0	4	61	28	0	11	2	1	0

BACARRI RAMBO'S NFL REGULAR SEASON STATISTICS

YEAR	TEAM	GP	GS	TACKLES					INTERCEPTIONS					FUMBLES		
				TOT	SOLO	ASST	SK	YDS	NO	YDS	LG	TD	PD	FF	FR	YDS
2016	Miami	1	1	6	6	0	0.0	0.0	0	0	0	0	0	0	0	0
NFL TOTALS		1	1	6	6	0	0.0	0.0	0	0	0	0	0	0	0	0

2016 GAME-BY-GAME STATISTICS

DATE	OPPONENT	P/S	TCK	SOLO	AST	SK	YDS	INT	YDS	PD	FF	FR
9/11	at Seattle											
9/18	at New England											
9/25	CLEVELAND											
9/29	at Cincinnati											
10/9	TENNESSEE											
10/16	PITTSBURGH											
10/23	BUFFALO											
11/6	N.Y. JETS	1/0	1	1	0	0.0	0.0	0	0	0	0	0
11/13	at San Diego	1/0	1	0	1	0.0	0.0	0	0	1	0	0
11/20	at Los Angeles	1/0	5	3	2	0.0	0.0	0	0	0	0	0
11/27	SAN FRANCISCO	1/1	7	4	3	0.0	0.0	0	0	1	0	0
12/4	at Baltimore	1/1	2	2	0	0.0	0.0	0	0	0	0	0
12/11	ARIZONA	1/1	3	2	1	0.0	0.0	1	17	1	0	0
12/17	at N.Y. Jets	1/1	5	2	3	0.0	0.0	0	0	0	0	0
12/24	at Buffalo	1/0	8	7	1	0.0	0.0	0	0	0	0	0
1/1	NEW ENGLAND	1/1	7	4	3	0.0	0.0	0	0	0	0	0
2016 TOTALS		9/5	39	25	14	0.0	0.0	1	17	3	0	0

DATE	OPPONENT	P/S	TCK	SOLO	AST	SK	YDS	INT	YDS	PD	FF	FR
1/8/17	at Pittsburgh	1/1	6	6	0	0.0	0.0	0	0	0	0	0

SINGLE-GAME HIGHS


CAREER HIGHS

Tackles:	10	vs. Philadelphia (9/9/13)
Sacks:	1	twice, last: vs. Houston (12/6/15)
Interceptions:	2	vs. Green Bay (12/14/14)
Passes Defended:	3	vs. Houston (12/6/15)
Forced Fumbles:	2	at N.Y. Jets (11/12/15)
Fumble Recoveries:	1	at N.Y. Jets (11/12/15)

SEASON HIGHS

Tackles:	8	at Buffalo (12/24/16)
Sacks:	—	
Interceptions:	1	vs. Arizona (12/11/16)
Passes Defended:	1	three times, last: vs. Arizona (12/11/16)
Forced Fumbles:	—	
Fumble Recoveries:	—	





57 // LB

TREVOR REILLY

HT: 6-5 // WT: 245 // BORN: 1/17/88
 COLLEGE: UTAH '14 // ACQUIRED: FA, 2016
 NFL: THIRD SEASON // DOLPHINS: FIRST SEASON

KEY TRANSACTIONS

- Signed by the Dolphins from New England's practice squad on 12/19/16
- Originally a seventh-round selection (233rd overall) of N.Y. Jets in the 2014 NFL Draft

2016 - Played in two games ... Registered one special teams tackle vs. **New England (1/1/17)** ... Made Dolphins debut at **Buffalo (12/24)** ... Recorded one assisted special teams tackle ... Downed a P Matt Darr punt at Buffalo's 11-yard line with 4:12 remaining in the fourth quarter ... Signed by the Dolphins from New England's practice squad on 12/19 ... Spent Weeks 7-15 on New England's practice squad.

POSTSEASON: Recorded one assisted special teams tackle in the AFC Wild Card game at **Pittsburgh (1/8/17)**.

TREVOR REILLY'S NFL REGULAR SEASON STATISTICS

YEAR	TEAM	GP	GS	TACKLES					INTERCEPTIONS					FUMBLES		
				TOT	SOLO	ASST	SK	YDS	NO	YDS	LG	TD	PD	FF	FR	YDS
2014	N.Y. Jets	14	0	7	3	4	0.0	0.0	0	0	0	0	0	0	0	0
2015	N.Y. Jets	15	0	4	2	2	1.0	7.0	0	0	0	0	0	1	0	0
2016	Miami	2	0	0	0	0	0.0	0.0	0	0	0	0	0	0	0	0
NFL TOTALS		31	0	11	5	6	1.0	7.0	0	0	0	0	0	1	0	0

TREVOR REILLY'S NFL PLAYOFF STATISTICS

YEAR	TEAM	GP	GS	TACKLES					INTERCEPTIONS					FUMBLES		
				TOT	SOLO	ASST	SK	YDS	NO	YDS	LG	TD	PD	FF	FR	YDS
2016	Miami	1	0	0	0	0	0.0	0.0	0	0	0	0	0	0	0	0
NFL TOTALS		1	0	0	0	0	0.0	0.0	0	0	0	0	0	0	0	0

2016 GAME-BY-GAME STATISTICS

DATE	OPPONENT	P/S	TCK	SOLO	AST	SK	YDS	INT	YDS	PD	FF	FR
9/11	at Seattle											
9/18	at New England											
9/25	CLEVELAND											
9/29	at Cincinnati											
10/9	TENNESSEE											
10/16	PITTSBURGH											
10/23	BUFFALO											
11/6	N.Y. JETS											
11/13	at San Diego											
11/20	at Los Angeles											
11/27	SAN FRANCISCO											
12/4	at Baltimore											
12/11	ARIZONA											
12/17	at N.Y. Jets											
12/24	at Buffalo	1/0	0	0	0	0.0	0.0	0	0	0	0	0
1/1/17	NEW ENGLAND	1/0	0	0	0	0.0	0.0	0	0	0	0	0
2016 TOTALS		2/0	0	0	0	0.0	0.0	0	0	0	0	0

DATE	OPPONENT	P/S	TCK	SOLO	AST	SK	YDS	INT	YDS	PD	FF	FR
1/1/17	at Pittsburgh	1/0	0	0	0	0.0	0.0	0	0	0	0	0

SINGLE-GAME HIGHS


CAREER HIGHS

Tackles: 2 twice, last: at Buffalo (11/24/14)
Sacks: 1 vs. Cleveland (9/13/15)
Interceptions: —
Passes Defensed: —
Forced Fumbles: 1 vs. Cleveland (9/13/15)
Fumble Recoveries: —

SEASON HIGHS

Tackles: —
Sacks: —
Interceptions: —
Passes Defensed: —
Forced Fumbles: —
Fumble Recoveries: —





87 // WR

RASHAWN SCOTT

HT: 6-2 // WT: 204 // BORN: 1/29/92
 COLLEGE: MIAMI '16 // ACQUIRED: FA, 2016
 NFL: ROOKIE SEASON // DOLPHINS: ROOKIE SEASON

KEY TRANSACTIONS

- Originally signed by the Dolphins as an undrafted college free agent on 5/6/16

2016 - Played in two games ... Inactive for three games ... Signed to the active roster on 12/1 ... Spent Weeks 1-12 on Miami's practice squad.

POSTSEASON: Played, but did not record any statistics in the AFC Wild Card game at Pittsburgh (1/8/17).

RASHAWN SCOTT'S NFL REGULAR SEASON STATISTICS

YEAR	TEAM	GP	GS	RECEIVING					RUSHING				
				NO	YDS	AVG	LG	TD	ATT	YDS	AVG	LG	TD
2016	Miami	2	0	0	0	0.0	0	0	0	0	0.0	0	0
NFL TOTALS		2	0	0	0	0.0	0	0	0	0	0.0	0	0

RASHAWN SCOTT'S NFL PLAYOFF STATISTICS

YEAR	TEAM	GP	GS	RECEIVING					RUSHING				
				NO	YDS	AVG	LG	TD	ATT	YDS	AVG	LG	TD
2016	Miami	1	0	0	0	0.0	0	0	0	0	0	0	0
NFL TOTALS		1	0	0	0	0.0	0	0	0	0	0	0	0

2016 GAME-BY-GAME STATISTICS


DATE	OPPONENT	P/S	RECEIVING					RUSHING					W/L	SCORE
			NO	YDS	AVG	LG	TD	ATT	YDS	AVG	LG	TD		
9/11	at Seattle			PRACTICE SQUAD										
9/18	at New England			PRACTICE SQUAD										
9/25	CLEVELAND			PRACTICE SQUAD										
9/29	at Cincinnati			PRACTICE SQUAD										
10/9	TENNESSEE			PRACTICE SQUAD										
10/16	PITTSBURGH			PRACTICE SQUAD										
10/23	BUFFALO			PRACTICE SQUAD										
11/6	N.Y. JETS			PRACTICE SQUAD										
11/13	at San Diego			PRACTICE SQUAD										
11/20	at Los Angeles			PRACTICE SQUAD										
11/27	SAN FRANCISCO			PRACTICE SQUAD										
12/4	at Baltimore			INACTIVE										
12/11	ARIZONA			INACTIVE										
12/17	at N.Y. Jets			INACTIVE										
12/24	at Buffalo	1/0	0	0	0.0	0	0	0	0	0.0	0	0	W	34-31 (OT)
1/1/17	NEW ENGLAND	1/0	0	0	0.0	0	0	0	0	0.0	0	0	L	14-35
2016 TOTALS		2/0	0	0	0.0	0	0	0	0	0.0	0	0		
DATE	OPPONENT	P/S	NO	YDS	AVG	LG	TD	ATT	YDS	AVG	LG	TD	W/L	SCORE
1/8/17	at Pittsburgh	1/0	0	0	0.0	0	0	0	0	0.0	0	0	L	12-30

SINGLE-GAME HIGHS

CAREER HIGHS
 Receptions: —
 Receiving Yards: —
 Longest Reception: —
 TD Receptions: —

SEASON HIGHS
 Receptions: —
 Receiving Yards: —
 Longest Reception: —
 TD Receptions: —





80 // TE

DION SIMS

HT: 6-4 // WT: 271 // BORN: 2/18/91
 COLLEGE: MICHIGAN STATE '13 // ACQUIRED: D4B, 2013
 NFL: FOURTH SEASON // DOLPHINS: FOURTH SEASON

KEY TRANSACTIONS

- Originally a fourth-round selection (106th overall) of the Dolphins in the 2013 NFL Draft

2016 - Played in 14 games with 11 starts ... Inactive for two games due to injury ... Recorded 26 receptions for 256 yards (9.8 avg.) and four touchdowns ... Recorded two receptions for 10 yards (5.0 avg.) at **Buffalo (12/24)** ... Caught four passes for 31 yards (7.8 avg.) and a career-high two touchdowns in the 34-13 win at **N.Y. Jets (12/17)** ... Posted two 1-yard touchdown receptions in the second and third quarter ... It was the first multi-touchdown game of his career

... Also hauled in a season-long 28-yard catch to the Jets' 1-yard line in the third quarter, setting up his second touchdown of the day ... Recorded two receptions for 9 yards (4.5 avg.) and one touchdown vs. **Arizona (12/11)** ... Posted a 7-yard touchdown catch on third-and-4 to extend Miami's lead 14-6 in the second quarter ... Led the team with four receptions for 53 yards (13.3 avg.) and one touchdown in the 31-24 victory vs. **San Francisco (11/27)** ... Caught a 16-yard TD pass in the second quarter to put Miami up 14-7 ... Tallied four receptions for 46 yards (11.5 avg.) vs. **Cleveland (9/25)**.

POSTSEASON: Recorded five receptions for 34 yards (6.8 avg.) in the AFC Wild Card game at **Pittsburgh (1/8/17)**.

DION SIMS' NFL REGULAR SEASON STATISTICS

YEAR	TEAM	GP	GS	RECEIVING					RUSHING				
				NO	YDS	AVG	LG	TD	ATT	YDS	AVG	LG	TD
2013	Miami	15	5	6	32	5.3	8	1	0	0	0.0	0	0
2012	Miami	14	2	24	284	11.8	38	2	0	0	0.0	0	0
2015	Miami	13	4	18	127	7.1	22	1	0	0	0.0	0	0
2016	Miami	14	11	26	256	9.8	28	4	0	0	0.0	0	0
NFL TOTALS		56	22	74	699	9.4	38	8	0	0	0.0	0	0

DION SIMS' NFL PLAYOFF STATISTICS

YEAR	TEAM	GP	GS	RECEIVING					RUSHING				
				NO	YDS	AVG	LG	TD	ATT	YDS	AVG	LG	TD
2016	Miami	1	1	5	34	6.8	17	0	0	0	0.0	0	0
NFL TOTALS		1	1	5	34	6.8	17	0	0	0	0.0	0	0

2016 GAME-BY-GAME STATISTICS

DATE	OPPONENT	P/S	RECEIVING					RUSHING					W/L	SCORE
			NO	YDS	AVG	LG	TD	ATT	YDS	AVG	LG	TD		
9/11	at Seattle	1/0	0	0	0.0	0	0	0	0	0.0	0	0	L	10-12
9/18	at New England	1/0	1	21	21.0	21	0	0	0	0.0	0	0	L	24-31
9/25	CLEVELAND	1/0	4	46	11.5	18	0	0	0	0.0	0	0	W	30-24 (OT)
9/29	at Cincinnati	1/1	1	9	9.0	9	0	0	0	0.0	0	0	L	7-22
10/9	TENNESSEE	1/1	1	6	6.0	6	0	0	0	0.0	0	0	L	17-30
10/16	PITTSBURGH	1/1	1	12	12.0	12	0	0	0	0.0	0	0	W	30-15
10/23	BUFFALO		INACTIVE											
11/6	N.Y. JETS		INACTIVE											
11/13	at San Diego	1/1	0	0	0.0	0	0	0	0	0.0	0	0	W	31-24
11/20	at Los Angeles	1/1	3	20	6.7	9	0	0	0	0.0	0	0	W	14-10
11/27	SAN FRANCISCO	1/1	4	53	13.3	23	1	0	0	0.0	0	0	W	31-24
12/4	at Baltimore	1/1	3	39	13.0	22	0	0	0	0.0	0	0	L	6-38
12/11	ARIZONA	1/1	2	9	4.5	7t	1	0	0	0.0	0	0	W	26-23
12/17	at N.Y. Jets	1/1	4	31	7.8	28	2	0	0	0.0	0	0	W	34-14
12/24	at Buffalo	1/1	2	10	5.0	7	0	0	0	0.0	0	0	W	34-31 (OT)
1/1/17	NEW ENGLAND	1/1	0	0	0.0	0	0	0	0	0.0	0	0	L	14-35
2016 TOTALS		14/11	26	256	9.8	28	4	0	0	0.0	0	0		
DATE	OPPONENT	P/S	RECEIVING					RUSHING					W/L	SCORE
			NO	YDS	AVG	LG	TD	ATT	YDS	AVG	LG	TD		
1/8/17	at Pittsburgh	1/1	5	34	6.8	17	0	0	0	0.0	0	0	L	12-30

SINGLE-GAME HIGHS

CAREER HIGHS

Receptions: 5 at Pittsburgh (1/8/17)
Receiving Yards: 58 at N.Y. Jets (12/1/14)
Longest Reception: 38 at Jacksonville (10/26/14)
TD Receptions: 2 at N.Y. Jets (12/17/16)

SEASON HIGHS

Receptions: 5 at Pittsburgh (1/8/17)
Receiving Yards: 53 vs. San Francisco (11/27/16)
Longest Reception: 28 at N.Y. Jets (12/17/16)
TD Receptions: 2 at N.Y. Jets (12/17/16)





65 // C/G

ANTHONY STEEN

HT: 6-3 // WT: 313 // BORN: 5/9/90
 COLLEGE: ALABAMA '14 // ACQUIRED: FA, 2016
 NFL: FIRST SEASON // DOLPHINS: FIRST SEASON

KEY TRANSACTIONS

- Signed by the Dolphins as a free agent on 1/5/16
- Originally signed as an undrafted college free agent by Arizona on 5/12/14

2016 - Played in 15 games with seven starts at center ... Inactive one game due to injury ... Only penalized twice and did not allow a sack on the season ... Started at center for an injured C Mike Pouncey vs. **Arizona (12/11)** ... Protected QB Ryan Tannehill who completed 15-of-20 (75.0 pct.) passes for 195 yards, three touchdowns and a 124.0 QB rating ... This marked Tannehill's third game of the season with three-plus touchdown passes ... Started at center for an injured C Mike Pouncey at **Baltimore (12/4)** ... QB Ryan Tannehill completed 29-of-40 passes (72.5 pct.) for 225 yards and one touchdown ... Started at center for an injured C Mike Pouncey vs. **San Francisco (11/27)** ... Played on an o-line that helped QB Ryan Tannehill complete 20-of-30 passes (66.7 pct.) for 285 yards and three touchdowns ... Tannehill also earned a 130.6 QB rating, tied for the second-best mark of his career ... Started at center for an injured C Mike Pouncey at **Los Angeles (11/20)** ... Protected QB Ryan Tannehill, who completed 24-of-34 (70.6 pct.) passes for 172 yards and two touchdowns ... Played vs. **Pittsburgh (10/16)** ... Entered the game at left guard for three plays in place of an injured G/T Laremy Tunsil ... Started vs. **Cleveland (9/25)** ... Protected QB Ryan Tannehill who completed 25-of-39 passes (64.1 pct.) for 319 yards and three touchdowns ... Also blocked for a Dolphins run game that rushed for 115 yards and one touchdown on 25 attempts (4.6 avg.) ... Left the game due to injury in the fourth quarter ... Started at **New England (9/18)** ... Helped QB Ryan Tannehill compete 32-of-45 passes for 387 yards and two touchdowns ... O-line did not allow a sack in the game... Appeared in first NFL game and started at **Seattle (9/11)** ... Protected QB Ryan Tannehill who completed 16-of-29 for 186 yards and a 74.8 QB rating.

POSTSEASON: Played on special teams, but did not record any statistics in the AFC Wild Card game at **Pittsburgh (1/8/17)**.

ANTHONY STEEN'S NFL REGULAR SEASON STATISTICS

GAMES/STARTS: 2016: 15/7

NFL TOTALS: 15/7

ANTHONY STEEN'S NFL PLAYOFF STATISTICS

GAMES/STARTS: 2016: 1/0

NFL TOTALS: 1/0





10 // WR

KENNY STILLS

HT: 6-0 // WT: 195 // BORN: 4/22/92
 COLLEGE: OKLAHOMA '13 // ACQUIRED: T, 2015 (NO)
 NFL: FOURTH SEASON // DOLPHINS: SECOND SEASON

KEY TRANSACTIONS

- Acquired by the Dolphins in a trade (NO) on 3/13/15
- Originally a fifth-round selection (144th overall) of New Orleans in the 2013 NFL Draft

touchdown catch in the third quarter ... Caught three passes for 35 yards (11.7 avg.) and one touchdown in the 34-31 victory at **Buffalo (12/24)** ... Posted a 6-yard touchdown reception to give Miami a 28-14 lead in the third quarter ... Also served as a game captain ... Recorded one catch for 52 yards and one touchdown in the 34-13 win at **N.Y. Jets (12/17)** ... Hauled in a 52-yard touchdown from QB Matt Moore in the second quarter to give Miami a 13-7 lead ... Caught six passes for 97 yards (16.2 avg.) and one touchdown in the 26-23 victory vs. **Arizona (12/11)** ... Caught a 28-yard touchdown from QB Ryan Tannehill on Miami's first possession, giving the Dolphins a 7-0 lead ... Also caught a 29-yard strike from QB Matt Moore to place Miami at the Arizona 1-yard line, setting up a K Andrew Franks 21-yard field goal to win the game ... Tallied three receptions for 72 yards (24.0 avg.) and one touchdown in the 31-24 victory vs. **San Francisco (11/27)** ... Caught a 43-yard touchdown pass on third-and-3 in the third quarter, extending Miami's lead 24-14 ... Recorded two receptions for 47 yards (23.5 avg.) and one touchdown in the 31-24 victory at **San Diego (11/13)** ... Hauled in a 39-yard touchdown catch in the second quarter for Miami's first score of the game ... Recorded five receptions for 100 yards (20.0 avg.) and one touchdown in the 28-25 win vs. **Buffalo (10/23)** ... Caught a 66-yard touchdown pass from QB Ryan Tannehill with 2:24 remaining in the fourth quarter to put Miami up 28-17 ... Registered one catch for a 74-yard touchdown at **Cincinnati (9/29)** ... His 74-yard touchdown reception came on the second play of the game for the Dolphins offense ... It was his longest reception as a member of the Dolphins and ranks No. 2 in his career ... Recorded five receptions for 76 yards (15.2 avg.) vs. **Cleveland (9/25)** ... Hauled in two receptions for 39 yards (19.5 avg.) and one touchdown at **New England (9/18)** ... His 24-yard touchdown reception came in the third quarter.

POSTSEASON: Recorded five receptions for 82 yards (16.4 avg.) in the AFC Wild Card game at **Pittsburgh (1/8/17)**.

HONORS: Awarded the Nat Moore Community Service Award, as chosen by the Miami Dolphins Foundation.

KENNY STILLS' NFL REGULAR SEASON STATISTICS

YEAR	TEAM	GP	GS	RECEIVING					RUSHING				
				NO	YDS	AVG	LG	TD	ATT	YDS	AVG	LG	TD
2013	New Orleans	16	10	32	641	20.0	76t	5	3	10	3.3	4	0
2014	New Orleans	15	6	63	931	14.8	69t	3	1	-2	-2.0	-2	0
2015	Miami	16	8	27	440	16.3	47t	3	0	0	0.0	0	0
2016	Miami	16	16	42	726	17.3	74t	9	0	0	0.0	0	0
NFL TOTALS		63	40	164	2,738	16.7	76t	20	4	8	2.0	4	0

KENNY STILLS' NFL PLAYOFF STATISTICS

YEAR	TEAM	GP	GS	RECEIVING					RUSHING				
				NO	YDS	AVG	LG	TD	ATT	YDS	AVG	LG	TD
2013	New Orleans	2	1	3	35	11.7	14	0	1	1	1.0	1	0
2016	Miami	1	1	5	82	16.4	36	0	0	0	0.0	0	0
NFL TOTALS		3	2	8	117	14.6	36	0	1	1	1.0	1	0



2016 GAME-BY-GAME STATISTICS

DATE	OPPONENT	P/S	RECEIVING					RUSHING					W/L	SCORE
			NO	YDS	AVG	LG	TD	ATT	YDS	AVG	LG	TD		
9/11	at Seattle	1/1	1	16	16.0	16	0	0	0	0.0	0	0	L	10-12
9/18	at New England	1/1	2	39	19.5	24t	1	0	0	0.0	0	0	L	24-31
9/25	CLEVELAND	1/1	5	76	15.2	28	0	0	0	0.0	0	0	W	30-24 (OT)
9/29	at Cincinnati	1/1	1	74	74.0	74t	1	0	0	0.0	0	0	L	7-22
10/9	TENNESSEE	1/1	0	0	0.0	0	0	0	0	0.0	0	0	L	17-30
10/16	PITTSBURGH	1/1	2	12	6.0	7	0	0	0	0.0	0	0	W	30-15
10/23	BUFFALO	1/1	5	100	20.0	66t	1	0	0	0.0	0	0	W	28-25
11/6	N.Y. JETS	1/1	1	11	11.0	11	0	0	0	0.0	0	0	W	27-23
11/13	at San Diego	1/1	2	47	23.5	39t	1	0	0	0.0	0	0	W	31-24
11/20	at Los Angeles	1/1	4	33	8.3	15	0	0	0	0.0	0	0	W	14-10
11/27	SAN FRANCISCO	1/1	3	72	24.0	43t	1	0	0	0.0	0	0	W	31-24
12/4	at Baltimore	1/1	2	21	10.5	12	0	0	0	0.0	0	0	L	6-38
12/11	ARIZONA	1/1	6	97	16.2	29	1	0	0	0.0	0	0	W	26-23
12/17	at N.Y. Jets	1/1	1	52	52.0	52t	1	0	0	0.0	0	0	W	34-13
12/24	at Buffalo	1/1	3	35	11.7	17	1	0	0	0.0	0	0	W	34-31 (OT)
1/1/17	NEW ENGLAND	1/1	4	41	10.3	25t	1	0	0	0.0	0	0	L	14-35
2016 TOTALS		16/16	42	726	17.3	74t	9	0	0	0.0	0	0		
DATE	OPPONENT	P/S	NO	YDS	AVG	LG	TD	ATT	YDS	AVG	LG	TD	W/L	SCORE
1/1/17	at Pittsburgh	1/1	5	82	16.4	36	0	0	0	0.0	0	0	L	12-30

SINGLE-GAME HIGHS


CAREER HIGHS

Receptions:	8	vs. Baltimore (11/24/14)
Receiving Yards:	162	at Pittsburgh (11/30/14)
Longest Reception:	76t	vs. Tampa Bay (12/29/13)
TD Receptions:	2	vs. Buffalo (10/27/13)
Rushes:	1	four times, last: vs. Baltimore (11/24/14)
Rushing Yards:	4	vs. Buffalo (10/27/13)
Longest Rush:	4	vs. Buffalo (10/27/13)

SEASON HIGHS


Receptions:	6	vs. Arizona (12/11/16)
Receiving Yards:	100	vs. Buffalo (10/23/16)
Longest Reception:	74t	at Cincinnati (9/29/16)
TD Receptions:	1	nine times, last: vs. New England (1/1/17)
Rushes:	—	
Rushing Yards:	—	
Longest Rush:	—	





93 // DT

NDAMUKONG SUH



HT: 6-4 // WT: 305 // BORN: 1/6/87

COLLEGE: NEBRASKA '09 // ACQUIRED: UFA, 2015 (DET.)

NFL: SEVENTH SEASON // DOLPHINS: SECOND SEASON

KEY TRANSACTIONS

- Signed by the Dolphins as an unrestricted free agent on 3/11/15
- Originally a first-round selection (second overall) by Detroit in the 2010 NFL Draft

... Tipped a QB Tyrod Taylor pass at the line of scrimmage on third-and-2 in overtime, forcing Buffalo to punt and setting up a K Andrew Franks game-winning 27-yard field goal ... Registered five tackles (four solo) and one fumble recovery in the 34-13 victory at **N.Y. Jets (12/17)** ... Recovered a fumble forced by DE Cameron Wake on third-and-4 in the first quarter ... Recorded four tackles (two solo) in the 26-23 win vs. **Arizona (12/11)** ... Recorded three solo tackles in the 31-24 win vs. **San Francisco (11/27)** ... Tackled QB Colin Kaepernick short of the goal line with LB Kiko Alonso on the final play of the game ... Totaled six tackles (three solo) and one pass defended in the 14-10 victory at **Los Angeles (11/20)** ... Began serving as a team captain ... Recorded five tackles (three solo), 0.5 sacks and one pass defended in the 31-24 win at **San Diego (11/13)** ... Split a sack with DE Andre Branch for a loss of 6 yards in the fourth quarter ... Registered five tackles (four solo), one sack and one pass defended in the 27-23 victory vs. **N.Y. Jets (11/6)** ... Sacked QB Ryan Fitzpatrick for a loss of 8 yards on third-and-6 in the fourth quarter, ending the Jets' final drive of the game and forcing a punt ... Also broke up a pass intended for WR Quincy Enunwa in the second quarter on third-and-3, holding the Jets to a field goal ... Recorded two tackles (one solo) and one sack in the 28-25 victory vs. **Buffalo (10/23)** ... Sacked QB Tyrod Taylor for a loss of 6 yards on third-and-6 in the fourth quarter, forcing Buffalo to punt ... Started his 100th career game in the 30-15 win vs. **Pittsburgh (10/16)** ... Part of a defense that held QB Ben Roethlisberger to a 57.1 QB rating, the 15th lowest single-game rating of his career ... Recorded five tackles (three solo) at **Cincinnati (9/29)** ... Totaled six tackles (four solo) and 1.5 sacks vs. **Cleveland (9/25)** ... His 1.5 sacks on QB Cody Kessler were for a loss of 7.5 yards ... Led the team with 12 tackles (four solo) at **New England (9/18)** ... His 12 tackles on the day were a career high ... Recorded four tackles (two solo), one sack and one pass defended at **Seattle (9/11)** ... Sacked QB Russell Wilson for a 13-yard loss in the third quarter.

POSTSEASON: Recorded four solo tackles and one sack in the AFC Wild Card game at **Pittsburgh (1/8/17)** ... Sacked QB Ben Roethlisberger for a loss of 9 yards on third-and-goal, holding Pittsburgh to a field goal in the third quarter.

HONORS: Selected to start for the AFC in the 2017 Pro Bowl, his fifth selection (2010, 2012-16) ... Named second team AP All-Pro as an interior lineman.

NDAMUKONG SUH'S NFL REGULAR SEASON STATISTICS

YEAR	TEAM	GP	GS	TACKLES					INTERCEPTIONS					FUMBLES		
				TOT	SOLO	ASST	SK	YDS	NO	YDS	LG	TD	PD	FF	FR	YDS
2010	Detroit	16	16	66	49	17	10.0	47.5	1	20	20	0	3	1	1	17
2011	Detroit	14	14	36	26	10	4.0	31.0	0	0	0	0	1	0	0	0
2012	Detroit	16	16	34	24	10	8.0	67.0	0	0	0	0	2	0	0	0
2013	Detroit	16	16	49	36	13	5.5	43.5	0	0	0	0	6	1	0	0
2014	Detroit	16	16	53	44	9	8.5	54.5	0	0	0	0	3	0	0	0
2015	Miami	16	16	61	39	22	6.0	41.0	0	0	0	0	5	0	0	0
2016	Miami	16	16	72	41	31	5.0	37.5	0	0	0	0	6	0	1	0
NFL TOTALS		110	110	371	259	112	47.0	322.0	1	20	20	0	26	2	2	17

NDAMUKONG SUH'S NFL PLAYOFF STATISTICS

YEAR	TEAM	GP	GS	TACKLES					INTERCEPTIONS					FUMBLES		
				TOT	SOLO	ASST	SK	YDS	NO	YDS	LG	TD	PD	FF	FR	YDS
2011	Detroit	1	1	3	0	3	0.5	3.0	0	0	0	0	0	0	0	0
2014	Detroit	1	1	3	3	0	2.0	15.0	0	0	0	0	0	0	0	0
2016	Miami	1	1	4	4	0	1.0	9.0	0	0	0	0	0	0	0	0
NFL TOTALS		3	3	10	7	3	3.5	27.0	0	0	0	0	0	0	0	0



2016 GAME-BY-GAME STATISTICS

DATE	OPPONENT	P/S	TCK	SOLO	AST	SK	YDS	INT	YDS	PD	FF	FR
9/11	at Seattle	1/1	4	2	2	1.0	13.0	0	0	1	0	0
9/18	at New England	1/1	12	4	8	0.0	0.0	0	0	0	0	0
9/25	CLEVELAND	1/1	6	4	2	1.5	7.5	0	0	0	0	0
9/29	at Cincinnati	1/1	5	3	2	0.0	0.0	0	0	0	0	0
10/9	TENNESSEE	1/1	1	1	0	0.0	0.0	0	0	0	0	0
10/16	PITTSBURGH	1/1	2	1	1	0.0	0.0	0	0	0	0	0
10/23	BUFFALO	1/1	2	1	1	1.0	6.0	0	0	0	0	0
11/6	N.Y. JETS	1/1	5	4	1	1.0	8.0	0	0	1	0	0
11/13	at San Diego	1/1	5	3	2	0.5	3.0	0	0	1	0	0
11/20	at Los Angeles	1/1	6	3	3	0.0	0.0	0	0	1	0	0
11/27	SAN FRANCISCO	1/1	3	3	0	0.0	0.0	0	0	0	0	0
12/4	at Baltimore	1/1	2	0	2	0.0	0.0	0	0	0	0	0
12/11	ARIZONA	1/1	4	2	2	0.0	0.0	0	0	0	0	0
12/17	at N.Y. Jets	1/1	5	4	1	0.0	0.0	0	0	0	0	1
12/24	at Buffalo	1/1	6	3	3	0.0	0.0	0	0	1	0	0
1/1/17	NEW ENGLAND	1/1	4	3	1	0.0	0.0	0	0	1	0	0
2016 TOTALS		16/16	72	41	31	5.0	37.5	0	0	6	0	1

DATE	OPPONENT	P/S	TCK	SOLO	AST	SK	YDS	INT	YDS	PD	FF	FR
1/8/17	at Pittsburgh	1/1	4	4	0	1.0	9.0	0	0	0	0	0

SINGLE-GAME HIGHS


CAREER HIGHS

Tackles:	12	at New England (9/18/16)
Sacks:	2	five times, last: vs. Hou. (10/25/15)
Interceptions:	1	vs. St. Louis (10/10/10)
Passes Defensed:	2	three times, last: vs. Hou. (10/25/15)
Forced Fumbles:	1	twice, last: vs. Chicago (9/29/13)
Fumble Recoveries:	1	twice, last: at N.Y. Jets (12/17/16)

SEASON HIGHS

Tackles:	12	at New England (9/18/16)
Sacks:	1.5	vs. Cleveland (9/25/16)
Interceptions:	—	
Passes Defensed:	1	six times, last: vs. New England (1/1/17)
Forced Fumbles:	—	
Fumble Recoveries:	1	at N.Y. Jets (12/17/16)





17 // QB

RYAN TANNEHILL

HT: 6-4 // WT: 216 // BORN: 7/27/88
 COLLEGE: TEXAS A&M '12 // ACQUIRED: D1, 2012
 NFL: FIFTH SEASON // DOLPHINS: FIFTH SEASON

KEY TRANSACTIONS

- Originally a first-round draft selection (eighth overall) of the Dolphins in the 2012 NFL Draft

2016 - Started 13 games ... Inactive three games due to injury ... Completed 261-of-389 passes (67.1 pct.) for 2,995 yards, 19 touchdowns and 12 interceptions and a 93.5 QB rating ... Also rushed 39 times for 164 yards (4.2 avg.) and one touchdown ... Completed 15-of-20 passes (75.0 pct.) for 195 yards and three touchdowns in the 26-23 victory vs. **Arizona (12/11)** ... Also rushed five times for 20 yards (4.0 avg.) ... Threw for three-plus touchdowns for the third time this

season and the 11th time in his career ... Left the game due to injury in the third quarter ... Completed 29-of-40 passes (72.5 pct.) for 226 yards and one touchdown at **Baltimore (12/4)** ... Connected with WR DeVante Parker for an 8-yard touchdown in the fourth quarter ... During Miami's six-game winning streak, Tannehill completed 117-of-173 passes (67.6 pct.) for 1,302 yards, nine touchdowns and one interception, earning a 104.7 QB rating ... Completed 20-of-30 passes (66.7 pct.) for 285 yards and three touchdowns in the 31-24 victory vs. **San Francisco (11/27)** ... Posted a season-high 130.6 QB rating, which is tied for the second-best rating in his career ... Also rushed six times for 34 yards (5.7 avg.) ... Hit TE Dion Sims for a 16-yard go-ahead touchdown, giving Miami a 14-7 lead with 2:17 remaining in the second quarter ... This marked the 100th touchdown pass of his career ... Threw a 43-yard strike to WR Kenny Stills in the third quarter, extending Miami's lead to 24-14 ... His third touchdown of the day was a 15-yard catch by WR Leonte Carroo, giving Miami a 31-14 lead ... Completed 24-of-34 (70.1 pct.) passes for 172 yards and two touchdowns in the 14-10 win at **Los Angeles (11/20)** ... Also rushed twice for 19 yards (9.5 avg.) ... This was the 13th come-from-behind win of Tannehill's career and his fourth in the past four games ... In Miami's final two drives, Tannehill completed 12-of-13 throws (92.3 pct) for 115 yards and two touchdowns ... Became the franchise's all-time leading rusher as a quarterback, supassing Hall of Fame QB Bob Griese (994) ... Completed 17-of-24 throws (70.8 pct) for 240 yards and two touchdowns in the 31-24 victory at **San Diego (11/13)** ... Completed 17-of-28 (60.7 pct.) passes for 149 yards and one touchdown in the 27-23 win vs. **N.Y. Jets (11/6)** ... Hit TE Dominique Jones for a 1-yard touchdown in the second quarter to go ahead 14-10 before halftime ... Completed 15-of-25 passes (60.0 pct) for 204 yards and one touchdown in the 28-25 victory over **Buffalo (10/23)** ... Rushed six times for 21 yards (3.5 avg.) ... Longest run on the day was for 13 yards in the third quarter, setting up a RB Jay Ajayi 4-yard touchdown run ... Delivered a 66-yard strike for a touchdown to WR Kenny Stills with 2:24 remaining the the fourth quarter, putting Miami up 28-17 ... Completed 24-of-32 throws (75.0 pct.) for 252 yards in the 30-15 victory vs. **Pittsburgh (10/16)** ... Also rushed twice for 3 yards (1.5 avg.) ... With the win, he moved into sole possession of fourth place on the team's all-time winningest quarterbacks chart .. Completed 12-of-18 passes (66.7 pct.) for 191 yards vs. **Tennessee (10/9)** ... Threw a 58-yard pass to RB Damien Williams in the second quarter, setting up a RB Jay Ajayi 4-yard touchdown run to tie the game ... This was the fourth game of Tannehill's career with two or more 50-yard completions in the same game ... Completed 15-of-25 passes (60 pct.) for 189 yards and one touchdown at **Cincinnati (9/29)** ... Threw a 74-yard touchdown pass to WR Kenny Stills on the second play of the game ... Completed 25-of-39 passes (64.1 pct.) for 319 yards and three touchdowns in the 30-24 overtime victory vs. **Cleveland (9/25)** ... Led a three-play, 44-yard touchdown drive in overtime that won the game ... Completed 32-of-45 passes (71.1 pct.) for 387 yards and two touchdowns at **New England (9/18)** ... His 387 passing yards and 32 completions both rank No. 3 in his career ... Also rushed six times for 35 yards (5.8 avg.) ... The 273 second-half passing yards were the most of his career in a single half and tied for the sixth-most in franchise history ... Completed 16-of-29 passes (55.2 pct.) for 186 yards and a 74.8 QB rating at **Seattle (9/11)** ... Also rushed five times for 17 yards (3.4 avg.) and one touchdown ... Scored a 2-yard touchdown run in the fourth quarter with 4:08 remaining in the game ... Selected by teammates to serve as a team captain for the 2016 season.

POSTSEASON: Inactive for the AFC Wild Card game at **Pittsburgh (1/8/17)**.

RYAN TANNEHILL'S NFL REGULAR SEASON PASSING STATISTICS

YEAR	TEAM	GP	GS	ATT	CMP	PCT	YDS	YDS ATT	TD	INT	LG	SK	YDS LST	RATE
2012	Miami	16	16	484	282	58.3	3,294	6.8	12	13	80t	35	234	76.1
2013	Miami	16	16	588	355	60.4	3,913	6.7	24	17	67	58	399	81.7
2014	Miami	16	16	590	392	66.4	4,045	6.9	27	12	50	46	337	92.8
2015	Miami	16	16	586	363	61.9	4,208	7.2	24	12	54t	45	420	88.7
2016	Miami	13	13	389	261	67.1	2,995	7.7	19	12	74t	29	216	93.5
NFL TOTALS		77	77	2,637	1,653	62.7	18,455	7.0	106	66	80t	213	1,606	86.5

Career Regular Season Record As A Starter: 7-9 in 2012; 8-8 in 2013; 8-8 in 2014; 6-10 in 2015; 8-5 in 2016 for a total of 37-40.

RYAN TANNEHILL'S NFL REGULAR SEASON RUSHING STATISTICS

YEAR	TEAM	NO	YDS	AVG	LG	TD
2012	Miami	49	211	4.3	31	2
2013	Miami	40	238	6.0	48	1
2014	Miami	56	311	5.6	40	1
2015	Miami	32	141	4.4	28	1
2016	Miami	39	164	4.2	18	1
NFL TOTALS		216	1,065	4.9	48	6



2016 GAME-BY-GAME STATISTICS

DATE	OPPONENT	P/S	PASSING								RUSHING				W/L	SCORE
			ATT	CMP	YDS	PCT	TD	INT	LG	SK/YDS	ATT	YDS	LG	TD		
9/11	at Seattle	1/1	29	16	186	55.2	0	0	50	5/36	5	17	11	1	L	10-12
9/18	at New England	1/1	45	32	387	71.1	2	2	33	0/0	6	35	17	0	L	24-31
9/25	CLEVELAND	1/1	39	25	319	64.1	3	2	42t	1/8	1	2	2	0	W	30-24 (OT)
9/29	at Cincinnati	1/1	25	15	189	60.0	1	1	74t	5/29	0	0	0	0	L	7-22
10/9	TENNESSEE	1/1	18	12	191	66.7	0	2	58	6/42	0	0	0	0	L	17-30
10/16	PITTSBURGH	1/1	32	24	252	75.0	0	0	53	0/0	2	3	4	0	W	30-15
10/23	BUFFALO	1/1	25	15	204	60.0	1	0	66t	1/6	6	21	13	0	W	28-25
11/6	N.Y. JETS	1/1	28	17	149	60.7	1	0	24	1/12	2	-3	-1	0	W	27-23
11/13	at San Diego	1/1	24	17	240	70.8	2	0	56	1/9	3	16	18	0	W	31-24
11/20	at Los Angeles	1/1	34	24	172	70.6	2	1	15	4/30	2	19	10	0	W	14-10
11/27	SAN FRANCISCO	1/1	30	20	285	66.7	3	0	46	2/22	6	34	17	0	W	31-24
12/4	at Baltimore	1/1	40	29	226	72.5	1	3	26	2/11	1	0	0	0	L	6-38
12/11	ARIZONA	1/1	20	15	195	75.0	3	1	71	1/11	5	20	12	12	W	26-23
12/17	at N.Y. Jets					INACTIVE										
12/24	at Buffalo					INACTIVE										
1/1/17	NEW ENGLAND					INACTIVE										
2016 TOTALS		13/13	389	261	2,995	67.1	19	12	74t	29/216	39	164	18	1		
DATE	OPPONENT	P/S	ATT	CMP	YDS	PCT	TD	INT	LG	SK/YDS	ATT	YDS	LG	TD	W/L	SCORE
1/8/17	at Pittsburgh					INACTIVE										

SINGLE-GAME HIGHS


CAREER HIGHS

Pass Attempts:	58	at N.Y. Jets (11/29/15)
Pass Completions:	35	vs. Minnesota (12/21/14)
Yards Passing:	431	at Arizona (9/30/12)
TD Passes:	4	twice, last: vs. Houston (10/25/15)
Longest Pass:	80t	at Arizona (9/30/12)
Completion Pct. (Min. 10 att.)	94.7	vs. Houston (10/25/15)
Passer Rating:	158.3	vs. Houston (10/25/15)
Rush Attempts:	8	vs. Jacksonville (12/16/12)
Rushing Yards:	56	at Pittsburgh (12/8/13)
Long Run:	48	at Pittsburgh (12/8/13)
Rushing TDs:	1	six times, last: at Seattle (9/11/16)

SEASON HIGHS

Pass Attempts:	45	at New England (9/18/16)
Pass Completions:	32	at New England (9/18/16)
Yards Passing:	387	at New England (9/18/16)
TD Passes:	3	three times, last: vs. Arizona (12/11/16)
Longest Pass:	74t	at Cincinnati (9/29/16)
Completion Pct. (Min. 10 att.)	75.0	twice, last: vs. Ari. (12/11/16)
Passer Rating:	130.6	twice, last: vs. San Francisco (11/27/16)
Rush Attempts:	6	three times, last: vs. SF (11/27/16)
Rushing Yards:	35	at New England (9/18/16)
Long Run:	18	at San Diego (11/13/16)
Rushing TDs:	1	at Seattle (9/11/16)





63 // G

DALLAS
THOMAS

HT: 6-5 // WT: 316 // BORN: 10/30/89
COLLEGE: TENNESSEE '13 // ACQUIRED: D3A, 2013
NFL: FOURTH SEASON // DOLPHINS: FOURTH SEASON

KEY TRANSACTIONS

- Originally a third-round selection (77th overall) of the Dolphins in the 2013 NFL Draft

2016 - Started one game ... Inactive for three games ... Waived on 10/11 ... Started at left guard vs. **Tennessee (10/9)** ... Helped QB Ryan Tannehill complete 12-of-18 passes (66.7 pct.) for 191 yards ... Blocked for RB Jay Ajayi who rushed 13 times for 42 yards (3.2 avg.)

DALLAS THOMAS' NFL REGULAR SEASON STATISTICS

GAMES/STARTS: 2013: 6/0, 2014: 14/9, 2015: 16/6, 2016: 1/1

NFL TOTALS: 37/26





31 // S

MICHAEL THOMAS

HT: 5-11 // WT: 193 // BORN: 3/17/90
 COLLEGE: STANFORD '12 // ACQUIRED: FA, 2013
 NFL: FOURTH SEASON // DOLPHINS: FOURTH SEASON

KEY TRANSACTIONS

- Signed by the Dolphins off San Francisco's practice squad on 12/10/13
- Signed by San Francisco as an undrafted college free agent on 5/4/12

2016 - Played in 16 games with eight starts ... Recorded 39 tackles (27 total), one sack, one pass defended, two forced fumbles and one fumble recovery ... Tied for first in the NFL with 19 special teams tackles ... Made a season-high eight tackles (seven solo) in the 34-31 win at **Buffalo (12/24)** ... Forced RB Mike Gillislee to fumble on a kickoff return in the second quarter ... Recorded six tackles (four solo) and his first career fumble recovery at **Baltimore (12/4)** ...

Recovered a loose ball, returning it 27 yards in the fourth quarter ... Registered three tackles (two solo), one sack and a forced fumble at **New England (9/18/16)** ... Sacked QB Jacoby Brissett for a loss of 8 yards and a forced fumble in the fourth quarter ... The forced fumble and sack were both the first of his career ... Served as a season-long captain for the Dolphins.

POSTSEASON: Recorded six tackles (three solo), one interception and one pass defended in the AFC Wild Card game at **Pittsburgh (1/8/17)** ... Intercepted QB Ben Roethlisberger, returning it 16 yards ... Converted a fake punt on fourth-and-1 at the Miami 41-yard line and rushed for 3 yards ... It was the first rush of his career ... He is the first player in Dolphins history intercept a pass and have a rushing attempt in the same game and the first NFL player to do this in any game since Nov. 18, 2012 (Panthers S Haruki Nakamura) ... He is the first NFL player since the 1998 season to have at least one interception and one rushing attempt in a playoff game ... Served as a game captain.

HONORS: Awarded the Good Guy Award, voted on annually by the local media.

MICHAEL THOMAS' NFL REGULAR SEASON STATISTICS

YEAR	TEAM	GP	GS	TACKLES					INTERCEPTIONS					FUMBLES		
				TOT	SOLO	ASST	SK	YDS	NO	YDS	LG	TD	PD	FF	FR	YDS
2012	San Francisco			PRACTICE SQUAD												
2013	Miami	3	0	2	2	0	0.0	0.0	1	0	0	0	2	0	0	0
2014	Miami	8	2	8	6	2	0.0	0.0	0	0	0	0	0	0	0	0
2015	Miami	16	13	71	56	15	0.0	0.0	0	0	0	0	2	0	0	0
2016	Miami	16	8	39	27	12	1.0	14.0	0	0	0	0	1	2	1	0
NFL TOTALS		43	23	120	91	29	1.0	14.0	1	0	0	0	5	2	1	0

MICHAEL THOMAS' NFL PLAYOFF STATISTICS

YEAR	TEAM	GP	GS	TACKLES				YDS	INTERCEPTIONS					FUMBLES		
				TOT	SOLO	ASST	SK		NO	YDS	LG	TD	PD	FF	FR	YDS
2016	Miami	1	1	6	3	3	0.0	0.0	1	16	16	0	1	0	0	0
NFL TOTALS		1	1	6	3	3	0.0	0.0	1	16	16	0	1	0	0	0

2016 GAME-BY-GAME STATISTICS

DATE	OPPONENT	P/S	TCK	SOLO	AST	SK	YDS	INT	YDS	PD	FF	FR
9/11	at Seattle	1/1	1	0	1	0.0	0.0	0	0	0	0	0
9/18	at New England	1/0	3	2	1	1.0	14.0	0	0	0	1	0
9/25	CLEVELAND	1/1	1	1	0	0.0	0.0	0	0	0	0	0
9/29	at Cincinnati	1/0	3	2	1	0.0	0.0	0	0	0	0	0
10/9	TENNESSEE	1/0	3	2	1	0.0	0.0	0	0	0	0	0
10/16	PITTSBURGH	1/0	1	1	0	0.0	0.0	0	0	0	0	0
10/23	BUFFALO	1/1	3	2	1	0.0	0.0	0	0	0	0	0
11/6	N.Y. JETS	1/1	1	1	0	0.0	0.0	0	0	0	0	0
11/13	at San Diego	1/1	2	1	1	0.0	0.0	0	0	0	0	0
11/20	at Los Angeles	1/1	0	0	0	0.0	0.0	0	0	0	0	0
11/27	SAN FRANCISCO	1/0	0	0	0	0.0	0.0	0	0	1	0	0
12/4	at Baltimore	1/0	6	4	2	0.0	0.0	0	0	0	0	1
12/11	ARIZONA	1/0	2	1	1	0.0	0.0	0	0	0	0	0
12/17	at N.Y. Jets	1/0	1	1	0	0.0	0.0	0	0	0	0	0
12/24	at Buffalo	1/1	8	7	1	0.0	0.0	0	0	0	1	0
1/1/17	NEW ENGLAND	1/1	4	2	2	0.0	0.0	0	0	0	0	0
2016 TOTALS		16/8	39	27	12	1.0	14.0	0	0	1	2	1
DATE	OPPONENT	P/S	TCK	SOLO	AST	SK	YDS	INT	YDS	PD	FF	FR
1/8/17	at Pittsburgh	1/1	6	3	3	0.0	0.0	1	16	1	0	0



SINGLE-GAME HIGHS

CAREER HIGHS

Tackles:	11	at San Diego (12/20/15)
Sacks:	1	at New England (9/18/16)
Interceptions:	1	vs. New England (12/15/13)
Passes Defensed:	2	vs. New England (12/15/13)
Forced Fumbles:	1	twice, last: at Buffalo (12/24/16)
Fumble Recoveries:	1	at Baltimore (12/4/16)

SEASON HIGHS

Tackles:	8	at Buffalo (12/24/16)
Sacks:	1	at New England (9/18/16)
Interceptions:	—	
Passes Defensed:	1	vs. San Francisco (11/27/16)
Forced Fumbles:	1	twice, last: at Buffalo (12/24/16)
Fumble Recoveries:	1	at Baltimore (12/4/16)





67 // G/T

LAREMY TUNSIL

HT: 6-5 // WT: 316 // BORN: 8/2/94
 COLLEGE: MISSISSIPPI '16 // ACQUIRED: D1, 13
 NFL: ROOKIE SEASON // DOLPHINS: ROOKIE SEASON

KEY TRANSACTIONS

- Originally a first-round draft selection (13th overall) of the Dolphins in the 2016 NFL Draft

(4.9) and touchdowns (8) ... Ajayi's 1,272 rushing yards were the third-most in Dolphins history ... Started vs. **New England (1/1/17)** ... QB Matt Moore completed 24-of-34 passes (70.6 pct.) for 205 yards and two touchdowns ... Part of an o-line that did not allow a sack on the day ... Started in the 34-31 win at **Buffalo (12/24)** ... Blocked for RB Jay Ajayi who rushed a career-high 32 times for 206 yards (6.4 avg.) and one touchdown ... Also protected QB Matt Moore who completed 16-of-30 passes (53.3 pct.) for 233 yards and two touchdowns ... O-line did not allow a sack on the day ... Started in the 34-13 victory at **N.Y. Jets (12/17)** ... Protected QB Matt Moore in his first start since 2011 ... Moore completed 12-of-18 (66.7 pct.) throws for 236 yards and a career-high four touchdowns ... Moore also earned a 126.2 QB rating, the fourth highest of his career ... Started vs. **Arizona (12/11)** ... Protected QB Ryan Tannehill who completed 15-of-20 (75.0 pct.) passes for 195 yards, three touchdowns and a 124.0 QB rating ... This marked Tannehill's third game of the season with three-plus touchdown passes ... Started at **Baltimore (12/4)** ... QB Ryan Tannehill completed 29-of-40 passes (72.5 pct.) for 225 yards and one touchdown ... Inactive due to injury vs. **San Francisco (11/27)** ... Started at left tackle for an injured T Branden Albert at **Los Angeles (11/20)** ... Protected QB Ryan Tannehill, who completed 24-of-34 (70.6 pct.) passes for 172 yards and two touchdowns ... Started in the 31-24 win at **San Diego (11/13)** ... Moved to left tackle for 11 plays in place of an injured T Branden Albert before returning to left guard ... QB Ryan Tannehill completed 17-of-24 throws (70.1 pct.) for 240 yards and two touchdowns ... Tannehill posted a season high 130.6 QB rating ... Also blocked for a run game that amassed 106 yards and one touchdown on 25 attempts (4.2 avg.) ... Started in the 27-23 victory vs. **N.Y. Jets (11/6)** ... Protected QB Ryan Tannehill who completed 17-of-28 (60.7 pct.) passes for 149 yards and one touchdown ... Also blocked for RB Jay Ajayi who carried the ball 24 times for 111 yards (4.6 avg.) and one touchdown ... This was the third consecutive game Ajayi topped the 100-yard rushing mark ... Started in the 28-25 win vs. **Buffalo (10/23)** ... Protected QB Ryan Tannehill who completed 15-of-25 passes (60 pct.) for 204 yards and one touchdown ... Blocked for RB Jay Ajayi who rushed for a career-high 214 yards, the third most in a single game in franchise history ... Started vs. **Pittsburgh (10/16)** ... Protected QB Ryan Tannehill who completed 24-of-32 throws (75.0 pct.) ... Part of an o-line that did not allow a sack on the day ... Also blocked for RB Jay Ajayi who rushed for 204 yards, the sixth-most in a single game in team history ... Started at left tackle at **Cincinnati (9/29)** ... Became the first offensive lineman in franchise history to start at least one game at guard and tackle in his rookie season ... Protected QB Ryan Tannehill's blindside as he completed 15-of-25 passes (60.0 pct.) for 189 yards and one touchdown ... Started vs. **Cleveland (9/25)** ... Protected QB Ryan Tannehill who completed 25-of-39 passes (64.1 pct.) for 319 yards and three touchdowns ... Also blocked for a Dolphins run game that rushed for 115 yards and one touchdown on 25 attempts (4.6 avg.) ... Started at **New England (9/18)** ... Protected QB Ryan Tannehill, who completed 32-of-45 passes for 387 yards and two touchdowns ... O-line did not allow a sack in the game... Made NFL and Dolphins debut as a starter at left guard at **Seattle (9/11)**.

POSTSEASON: Started in the AFC Wild Card game at **Pittsburgh (1/8/17)**.

LAREMY TUNSIL'S NFL REGULAR SEASON STATISTICS

GAMES/STARTS: 2016: 14/14


NFL TOTALS: 14/14

LAREMY TUNSIL'S NFL PLAYOFF STATISTICS

GAMES/STARTS: 2016: 1/1

NFL TOTALS: 1/1





77 // G

BILLY
TURNER

HT: 6-5 // WT: 310 // BORN: 10/17/91
COLLEGE: NORTH DAKOTA STATE '14 // ACQUIRED: D3, 2014
NFL: THIRD SEASON // DOLPHINS: THIRD SEASON

winning drive in overtime.

KEY TRANSACTIONS

- Originally a third-round selection (67th overall) of the Dolphins in the 2014 NFL Draft

2016 - Played in five games with two starts ... Waived on 10/11 ... Made first start at left tackle in his career vs. **Tennessee (10/9)** ... Helped QB Ryan Tannehill complete 12-of-18 passes (66.7 pct.) for 191 yards ... Started at left guard at **Cincinnati (9/29)** ... Protected QB Ryan Tannehill, who completed 15-of-25 passes (60.0 pct.) for 189 yards and one touchdown ... Played vs. **Cleveland (9/25)** ... Protected QB Ryan Tannehill as the right tackle on the team's game-

BILLY TURNER'S NFL REGULAR SEASON STATISTICS

GAMES/STARTS: 2014: 2/0, 2015: 13/12, 2016: (Miami) 5/2, (Denver) 3/0

NFL TOTALS: 23/14



KRAIG
URBIK

HT: 6-5 // WT: 334 // BORN: 9/23/85
COLLEGE: WISCONSIN '09 // ACQUIRED: FA, 2016
NFL: EIGHTH SEASON // DOLPHINS: EIGHTH SEASON

- Signed by the Dolphins as a free agent on 3/22/16
- Originally a third-round selection (79th overall) of the Steelers in the 2009 NFL Draft

rushed a career-high 32 times for 206 yards (6.4 avg.) and one touchdown ... Also protected QB Matt Moore who completed 16-of-30 passes (53.3 pct.) for 233 yards and two touchdowns ... O-line did not allow a sack on the day ... Started at center in the 34-13 victory at **N.Y. Jets (12/17)** ... Protected QB Matt Moore in his first start since 2011 ... Moore completed 12-of-18 (66.7 pct.) throws for 236 yards and a career-high four touchdowns ... Moore also earned a 126.2 QB rating, the fourth highest of his career ... Started at left guard for an injured G/T Laremy Tunsil vs. **San Francisco (11/27)** ... Played on an o-line that helped QB Ryan Tannehill complete 20-of-30 passes (66.7 pct.) for 285 yards and three touchdowns ... Tannehill also earned a 130.6 QB rating, tied for the second-best mark of his career ... Started at left guard at **Los Angeles (11/20)** ... Protected QB Ryan Tannehill, who completed 24-of-34 (70.6 pct.) passes for 172 yards and two touchdowns ... Played at **San Diego (11/13)** ... Entered the game at left guard for 11 plays in place of G/T Laremy Tunsil who moved to left tackle ... Played vs. **Pittsburgh (10/16)** ... Entered the game at right guard for six plays ... Started at center at **Cincinnati (9/29)** ... Protected QB Ryan Tannehill, who completed 15-of-25 passes (60 pct.) for 189 yards and one touchdown ... Entered the game at center due to C/G Anthony Steen injury's in the fourth quarter vs. **Cleveland (9/25)** ... Protected QB Ryan Tannehill who completed 25-of-39 passes (64.1 pct.) for 319 yards and three touchdowns ... Also blocked for a Dolphins run game that rushed for 115 yards and one touchdown on 25 attempts (4.6 avg.).

KRAIG URBK'S NFL REGULAR SEASON STATISTICS

KRAIG URBİK'S NFL PLAYOFF STATISTICS

NFL TOTALS: 1/1



49 // LB

ZACH
VIGIL

HT: 6-2 // WT: 240 // BORN: 3/28/91
COLLEGE: UTAH STATE '15 // ACQUIRED: FA, 2015
NFL: SECOND SEASON // DOLPHINS: SECOND SEASON

KEY TRANSACTIONS

- Originally signed by the Dolphins as an undrafted college free agent on 5/8/15

2016 - Played in seven games ... Waived on 12/19 ... Activated to the 53-man roster on 11/5 ... Spent Weeks 1-8 on the Reserve/Non-Football Injury List ... Recorded two special teams tackles at **N.Y. Jets (12/17)** ... Appeared in his first Dolphins game of the season vs. **N.Y. Jets (11/6)**.

ZACH VIGIL'S NFL REGULAR SEASON STATISTICS

YEAR	TEAM	GP	GS	TACKLES					INTERCEPTIONS					FUMBLES		
				TOT	SOLO	ASST	SK	YDS	NO	YDS	LG	TD	PD	FF	FR	YDS
2015	Miami	16	2	11	8	3	0.0	0.0	0	0	0	0	0	0	0	0
2016	Miami/Was.	9	0	0	0	0	0.0	0.0	0	0	0	0	0	0	0	0
NFL TOTALS		25	2	11	8	3	0.0	0.0	0	0	0	0	0	0	0	0

2016 GAME-BY-GAME STATISTICS

DATE	OPPONENT	P/S	TCK	SOLO	AST	SK	YDS	INT	YDS	PD	FF	FR
9/11	at Seattle											
9/18	at New England											
9/25	CLEVELAND											
9/29	at Cincinnati											
10/9	TENNESSEE											
10/16	PITTSBURGH											
10/23	BUFFALO											
11/6	N.Y. JETS	1/0	0	0	0	0.0	0.0	0	0	0	0	0
11/13	at San Diego	1/0	0	0	0	0.0	0.0	0	0	0	0	0
11/20	at Los Angeles	1/0	0	0	0	0.0	0.0	0	0	0	0	0
11/27	SAN FRANCISCO	1/0	0	0	0	0.0	0.0	0	0	0	0	0
12/4	at Baltimore	1/0	0	0	0	0.0	0.0	0	0	0	0	0
12/11	ARIZONA	1/0	0	0	0	0.0	0.0	0	0	0	0	0
12/17	at N.Y. Jets	1/0	0	0	0	0.0	0.0	0	0	0	0	0
12/24	at Buffalo											
1/1/17	NEW ENGLAND											
2016 TOTALS		7/0	0	0	0	0.0	0.0	0	0	0	0	0

SINGLE-GAME HIGHS


CAREER HIGHS

Tackles: 3 twice, last: vs, Indianapolis (12/27/15)
Sacks: —
Interceptions: —
Passes Defensed: —
Forced Fumbles: —
Fumble Recoveries: —

SEASON HIGHS


Tackles: —
Sacks: —
Interceptions: —
Passes Defensed: —
Forced Fumbles: —
Fumble Recoveries: —





91 // DE

CAMERON WAKE



HT: 6-3 // WT: 263 // BORN: 1/30/82

COLLEGE: PENN STATE '05 // ACQUIRED: FA, 2009

NFL: EIGHTH SEASON // DOLPHINS: EIGHTH SEASON

KEY TRANSACTIONS

- Signed as a free agent by the Dolphins on 1/19/09
- Originally signed with the Giants as an undrafted college free agent on 5/6/05

2016 - Played in 16 games with 11 starts ... Recorded 29 tackles (22 solo), 11.5 sacks, one interception, two passes defended and five forced fumbles ... Third in the AFC and tied for sixth in the NFL with 11.5 sacks ... Now has 81.5 career sacks, moving him into a tie for second place (Pittsburgh LB James Harrison) among undrafted players in NFL history ... The 81.5 sacks also moves him in

front of former Dolphins DE/LB Jason Taylor for the most sacks by a Dolphins player in their first eight seasons with the team ... Wake is one of three NFL players (DE Julius Peppers, 2015 and DE John Abraham, 2012-13) in the past decade to have a double-digit sack season at age 34 or older ... His nine forced fumbles since the start of the 2015 season lead the NFL ... Tallied three tackles (two solo) and one sack in the 34-31 victory at **Buffalo (12/24)** ... Sacked QB Tyrod Taylor for a loss of 12 yards on third-and-10, forcing Buffalo to punt ... Recorded two solo tackles, one sack, one interception, one pass defended and one forced fumble in the 34-13 win at **N.Y. Jets (12/17)** ... Had a strip-sack of QB Bryce Petty on third-and-4 in the first quarter ... Recorded his first career interception, returning it for 12 yards in the second quarter ... He is the first Dolphins defensive lineman with a forced fumble and interception in the same game since 2006, when DE Jason Taylor did it twice (11/5/06 at Chicago and 11/19/06 vs. Minnesota) ... Made two solo tackles, one sack and one forced fumble vs. **Arizona (12/11)** ... Forced a RB David Johnson fumble in the first quarter ... Sacked QB Carson Palmer for a loss of 9 yards on third-and-2 in the second quarter, pushing back a field goal attempt that was ultimately missed ... Tallied three tackles (two solo) and one sack in the 31-24 win vs. **San Francisco (11/27)** ... Sacked QB Colin Kaepernick for a loss of 9 yards on third-and-3 in the third quarter, forcing the 49ers to punt ... Recorded two solo tackles and one sack in the 14-10 victory at **Los Angeles (11/20)** ... Sacked QB Jared Goff on third-and-4 for a loss of 9 yards with 2:32 remaining in the second quarter, forcing the Rams to punt ... Registered three tackles (two solo) and 1.5 sacks in the 31-24 win at **San Diego (11/13)** ... Combined with DE Mario Williams to sack QB Philip Rivers for a loss of 3 yards in the third quarter ... Totaled four solo tackles, two sacks and two forced fumbles in the 27-23 victory vs. **N.Y. Jets (11/6)** ... Recorded two strip-sacks on QB Ryan Fitzpatrick in the first half ... This was his 15th career game with two-or-more sacks, which ranks No. 2 in team history behind DE/LB Jason Taylor (25) ... Recorded two tackles (one solo) and 1.5 sacks vs. **Buffalo (10/23)** ... Sacked QB Tyrod Taylor for a loss of 5 yards on third-and-12 in the first quarter, forcing Buffalo to punt ... Split a sack with DE Andre Branch for a loss of 6 yards in the fourth quarter ... Made first start of the season vs. **Pittsburgh (10/16)** ... Registered two tackles (one solo tackle) and 0.5 sacks ... Split a sack with DE Andre Branch on third down for a loss of 4.5 yards, forcing the Steelers to punt ... Recorded two tackles (one solo), one sack and one forced fumble vs. **Cleveland (9/25)** ... Sacked QB Cody Kessler for a loss of 7 yards in the first quarter and forced a fumble that was recovered by DE Jason Jones ... Elected by teammates to serve as a season-long team captain.

POSTSEASON: Recorded six tackles (three solo) in the AFC Wild Card game at **Pittsburgh (1/8/17)**.

HONORS: Selected to start for the AFC in the 2017 Pro Bowl, his fifth selection (2010, 2012-16) ... Named second team AP All-Pro as an edge rusher ... Awarded the Ed Block Courage Award and Don Shula Leadership Award as voted on by his teammates.

CAMERON WAKE'S NFL REGULAR SEASON STATISTICS

YEAR	TEAM	GP	GS	TACKLES					INTERCEPTIONS						FUMBLES		
				TOT	SOLO	ASST	SK	YDS	NO	YDS	LG	TD	PD		FF	FR	YDS
2009	Miami	14	1	11	10	1	5.5	28.5	0	0	0	0	1		1	0	0
2010	Miami	16	16	57	48	9	14.0	89.5	0	0	0	0	4		3	0	0
2011	Miami	16	14	42	37	5	8.5	47.5	0	0	0	0	2		0	0	0
2012	Miami	16	16	53	38	15	15.0	92.0	0	0	0	0	1		3	0	0
2013	Miami	15	15	37	29	8	8.5	56.0	0	0	0	0	0		2	1	0
2014	Miami	16	16	38	32	6	11.5	59.5	0	0	0	0	3		3	1	0
2015	Miami	7	7	9	7	2	7.0	39.0	0	0	0	0	1		4	0	0
2016	Miami	16	11	29	22	7	11.5	90.5	1	12	12	0	2		5	0	0
NFL TOTALS		116	96	276	223	53	81.5	502.5	1	12	12	0	14		21	2	0

CAMERON WAKE'S NFL PLAYOFF STATISTICS

YEAR	TEAM	GP	GS	TACKLES					INTERCEPTIONS						FUMBLES		
				TOT	SOLO	ASST	SK	YDS	NO	YDS	LG	TD	PD		FF	FR	YDS
2016	Miami	1	1	6	3	3	0.0	0.0	0	0	0	0	0		0	0	0
NFL TOTALS		1	1	6	3	3	0.0	0.0	0	0	0	0	0		0	0	0



2016 GAME-BY-GAME STATISTICS

DATE	OPPONENT	P/S	TCK	SOLO	AST	SK	YDS	INT	YDS	PD	FF	FR
9/11	at Seattle	1/0	0	0	0	0.0	0.0	0	0	0	0	0
9/18	at New England	1/0	0	0	0	0.0	0.0	0	0	0	0	0
9/25	CLEVELAND	1/0	2	1	1	1.0	7.0	0	0	0	1	0
9/29	at Cincinnati	1/0	0	0	0	0.0	0.0	0	0	0	0	0
10/9	TENNESSEE	1/0	2	2	0	0.0	0.0	0	0	0	0	0
10/16	PITTSBURGH	1/1	2	1	1	0.5	4.5	0	0	0	0	0
10/23	BUFFALO	1/1	2	1	1	1.5	8.0	0	0	0	0	0
11/6	N.Y. JETS	1/1	4	4	0	2.0	14.0	0	0	0	2	0
11/13	at San Diego	1/1	3	2	1	1.5	7.0	0	0	0	0	0
11/20	at Los Angeles	1/1	2	2	0	1.0	9.0	0	0	0	0	0
11/27	SAN FRANCISCO	1/1	3	2	1	1.0	9.0	0	0	0	0	0
12/4	at Baltimore	1/1	1	0	1	0.0	0.0	0	0	1	0	0
12/11	ARIZONA	1/1	2	2	0	1.0	9.0	0	0	0	1	0
12/17	at N.Y. Jets	1/1	2	2	0	1.0	11.0	1	12	1	1	0
12/24	at Buffalo	1/1	3	2	1	1.0	12.0	0	0	0	0	0
1/1/17	NEW ENGLAND	1/1	1	1	0	0.0	0.0	0	0	0	0	0
2016 TOTALS		16/11	29	22	7	11.5	90.5	1	12	2	5	0

DATE	OPPONENT	P/S	TCK	SOLO	AST	SK	YDS	INT	YDS	PD	FF	FR
1/8/17	at Pittsburgh	1/1	6	3	3	0.0	0.0	0	0	0	0	0

SINGLE-GAME HIGHS

CAREER HIGHS

Tackles:	8	at Baltimore (11/7/10)
Sacks:	4.5	at Arizona (9/30/12)
Interceptions:	1	at N.Y. Jets (12/17/16)
Passes Defensed:	2	at Buffalo (9/12/10)
Forced Fumbles:	2	four times, last: vs. N.Y. Jets (11/6/16)
Fumble Recoveries:	1	twice, last: at Chicago (10/19/14)

SEASON HIGHS

Tackles:	4	vs. N.Y. Jets (11/6/16)
Sacks:	2	vs. N.Y. Jets (11/6/16)
Interceptions:	1	at N.Y. Jets (12/17/16)
Passes Defensed:	1	twice, last: at N.Y. Jets (12/17/16)
Forced Fumbles:	2	vs. N.Y. Jets (11/6/16)
Fumble Recoveries:	–	



73 // DE JULIUS WARMSLEY

HT: 6-2 // WT: 294 // BORN: 5/15/90
COLLEGE: TULANE '14 // ACQUIRED: FA, 2016
NFL: FIRST SEASON // DOLPHINS: FIRST SEASON

KEY TRANSACTIONS

- Signed by the Dolphins as a free agent on 1/5/16
- Originally signed with Houston as an undrafted college free agent on 5/19/14

2016 - Played in five games ... Inactive for two games ... Signed to the Dolphins' practice squad on 10/31 ... Waived on 10/26 ... Recorded eight tackles (four solo) ... Totaled one assisted tackle vs. **Tennessee (10/9)** ... Recorded one assisted tackle at **Cincinnati (9/29)** ... Registered two solo tackles vs. **Cleveland (9/25)** ... Totaled two tackles (one solo) at **New England (9/18)** ... Recorded

two tackles (one solo) in first career game at **Seattle (9/11)**.

JULIUS WARMSLEY'S NFL REGULAR SEASON STATISTICS

YEAR	TEAM	GP	GS	TACKLES					INTERCEPTIONS					FUMBLES		
				TOT	SOLO	ASST	SK	YDS	NO	YDS	LG	TD	PD	FF	FR	YDS
2014	Seattle			PRACTICE SQUAD												
2015	Seattle/Miami			PRACTICE SQUAD												
2016	Miami	5	0	8	4	4	0.0	0.0	0	0	0	0	0	0	0	0
NFL TOTALS		5	0	8	4	4	0.0	0.0	0	0	0	0	0	0	0	0

2016 GAME-BY-GAME STATISTICS

DATE	OPPONENT	P/S	TCK	SOLO	AST	SK	YDS	INT	YDS	PD	FF	FR
9/11	at Seattle	1/0	2	1	1	0.0	0.0	0	0	0	0	0
9/18	at New England	1/0	2	1	1	0.0	0.0	0	0	0	0	0
9/25	CLEVELAND	1/0	2	2	0	0.0	0.0	0	0	0	0	0
9/29	at Cincinnati	1/0	1	0	1	0.0	0.0	0	0	0	0	0
10/9	TENNESSEE	1/0	1	0	1	0.0	0.0	0	0	0	0	0
10/16	PITTSBURGH											
10/23	BUFFALO											
11/6	N.Y. JETS											
11/13	at San Diego											
11/20	at Los Angeles											
11/27	SAN FRANCISCO											
12/4	at Baltimore											
12/11	ARIZONA											
12/17	at N.Y. Jets											
12/24	at Buffalo											
1/1/17	NEW ENGLAND											
2016 TOTALS		5/0	8	4	4	0.0	0.0	0	0	0	0	0

DATE	OPPONENT	P/S	TCK	SOLO	AST	SK	YDS	INT	YDS	PD	FF	FR
1/1/17	at Pittsburgh											


SINGLE-GAME HIGHS

CAREER HIGHS

Tackles: 2 three times, last: vs. Cle.(9/25/16)
Sacks: —
Interceptions: —
Passes Defensed: —
Forced Fumbles: —
Fumble Recoveries: —

SEASON HIGHS

Tackles: 2 three times, last: vs. Cle. (9/25/16)
Sacks: —
Interceptions: —
Passes Defensed: —
Forced Fumbles: —
Fumble Recoveries: —



26 // RB

DAMIEN
WILLIAMS

HT: 5-11 // WT: 228 // BORN: 4/3/92
COLLEGE: OKLAHOMA '14 // ACQUIRED: FA, 2014
NFL: THIRD SEASON // DOLPHINS: THIRD SEASON

KEY TRANSACTIONS

- Originally signed by the Dolphins as an undrafted college free agent on 5/12/14

2016 - Played in 15 games ... Inactive for one game ... Rushed 35 times for 115 yards (3.3 avg.) and three touchdowns ... Recorded 23 receptions for 249 yards (10.8 avg.) and three touchdowns ... Recorded two receptions for 51 yards (25.5 avg.) at **Buffalo (12/24)** ... Caught a 44-yard pass on third-and-3 in the third quarter, setting up a touchdown pass to WR Kenny Stills ... Carried the ball five times for 7 yards (1.4 avg.) in the 26-23 victory vs. **Arizona (12/11)** ... Also caught two passes for 1 yard (0.5 avg.) and one touchdown ... Scored on a 3-yard catch, extending the team's lead to 21-9 in the third quarter ... Served as a game captain at **Los Angeles (11/20)** ... Rushed twice for 2 yards (1.0 avg.) and one touchdown in the 31-24 win at **San Diego (11/13)** ... Also caught one pass for 18 yards and a touchdown ... Scored a 2-yard go-ahead touchdown run in the third quarter to put Miami up 14-10 ... Also caught an 18-yard touchdown pass with 1:43 remaining in the third quarter to extend Miami's lead 21-17 ... Carried the ball five times for a season-high 29 yards (5.8 avg.) in the 27-23 win vs. **N.Y. Jets (11/6)** ... Longest run was for a career-high 23 yards ... Rushed four times for 16 yards (4.0 avg.) and one touchdown in the 28-25 win vs. **Buffalo (10/23)** ... Scored a 12-yard go-ahead touchdown with 3:56 remaining in the fourth quarter, putting Miami up 21-17 ... Carried the ball six times for 12 yards (2.0 avg.) and one touchdown in the 30-15 win vs. **Pittsburgh (10/16)** ... Scored first career rushing touchdown on a 1-yard run in the second quarter to put the Dolphins up 16-8 ... Rushed once for 3 yards vs. **Tennessee (10/9)** ... Also caught two passes for 67 yards (33.5 avg.) ... His 58-yard reception in the second quarter was a career high and set up a touchdown drive for Miami ... Rushed once for 15 yards vs. **Cleveland (9/25)** ... Recorded three receptions for 10 yards (3.3 avg.) and one touchdown ... His 10-yard touchdown reception from QB Ryan Tannehill came in the fourth quarter to extend Miami's lead ... Rushed twice for 9 yards (4.5 avg.) at **Seattle (9/11)** ... Also recorded one catch for 29 yards and returned one kickoff for 17 yards.

POSTSEASON: Rushed three times for 14 yards (4.7 avg.) and caught one reception for a 4-yard touchdown in the AFC Wild Card game at **Pittsburgh (1/8/17)**.

DAMIEN WILLIAMS' NFL REGULAR SEASON STATISTICS

YEAR	TEAM	GP	GS	RUSHING					RECEIVING				
				ATT	YDS	AVG	LG	TD	NO	YDS	AVG	LG	TD
2014	Miami	16	0	36	122	3.4	19	0	21	187	8.9	32	1
2015	Miami	16	0	16	59	3.7	19	0	21	142	6.8	23	1
2016	Miami	15	0	35	115	3.3	23	3	23	249	10.8	58	3
NFL TOTALS		47	0	87	296	3.4	23	3	65	578	8.9	58	5

DAMIEN WILLIAMS' NFL PLAYOFF STATISTICS

YEAR	TEAM	GP	GS	RUSHING					RECEIVING				
				ATT	YDS	AVG	LG	TD	NO	YDS	AVG	LG	TD
2016	Miami	1	0	3	14	4.7	15	0	1	4	4.0	4t	1
NFL TOTALS		1	0	3	14	4.7	15	0	1	4	4.0	4t	1



2016 GAME-BY-GAME STATISTICS

DATE	OPPONENT	P/S	RUSHING					RECEIVING					W/L	SCORE
			ATT	YDS	AVG	LG	TD	NO	YDS	AVG	LG	TD		
9/11	at Seattle	1/0	2	9	4.5	5	0	1	29	29.0	29	0	L	10-12
9/18	at New England			INACTIVE										
9/25	CLEVELAND	1/0	1	15	15.0	15	0	3	10	3.3	10t	1	W	30-24 (OT)
9/29	at Cincinnati	1/0	2	9	4.5	7	0	1	6	6.0	6	0	L	7-22
10/9	TENNESSEE	1/0	1	3	3.0	3	0	2	67	33.5	58	0	L	17-30
10/16	PITTSBURGH	1/0	6	12	2.0	10	1	2	5	2.5	5	0	W	30-15
10/23	BUFFALO	1/0	4	16	4.0	12t	1	0	0	0.0	0	0	W	28-25
11/6	N.Y. JETS	1/0	5	29	5.8	23	0	2	20	10.0	19	0	W	27-23
11/13	at San Diego	1/0	2	2	1.0	2t	1	1	18	18.0	18t	1	W	31-24
11/20	at Los Angeles	1/0	0	0	0.0	0	0	0	0	0.0	0	0	W	14-10
11/27	SAN FRANCISCO	1/0	1	7	7.0	7	0	2	11	5.5	6	0	W	31-24
12/4	at Baltimore	1/0	1	1	1.0	1	0	2	8	4.0	6	0	L	6-38
12/11	ARIZONA	1/0	5	7	1.4	5	0	2	1	0.5	3t	1	W	26-23
12/17	at N.Y. Jets	1/0	3	0	0.0	0	0	0	0	0.0	0	0	W	34-13
12/24	at Buffalo	1/0	0	0	0.0	0	0	2	51	25.5	44	0	W	34-31 (OT)
1/1/17	NEW ENGLAND	1/0	2	5	2.5	5	0	3	23	7.7	16	0	L	14-35
2016 TOTALS		15/0	35	115	3.3	23	3	23	249	10.8	58	3		
DATE	OPPONENT	P/S	ATT	YDS	AVG	LG	TD	NO	YDS	AVG	LG	TD	W/L	SCORE
1/8/17	at Pittsburgh	1/0	3	14	4.7	15	0	1	4	4.0	4t	1	L	12-30

SINGLE-GAME HIGHS


CAREER HIGHS

Rushes:	11	vs. San Diego (11/2/14)
Rushing Yards:	34	at Detroit (11/9/14)
Longest Run:	23	vs. N.Y. Jets (11/6/16)
TD Runs:	1	three times, last: at SD (11/13/16)
Receptions:	6	vs. Minnesota (12/21/14)
Receiving Yards:	67	vs. Tennessee (10/9/16)
Longest Reception:	58	vs. Tennessee (10/9/16)
TD Receptions:	1	six times, last: at Pit. (1/8/17)

SEASON HIGHS

Rushes:	6	vs. Pittsburgh (10/16/16)
Rushing Yards:	29	vs. N.Y. Jets (11/6/16)
Longest Run:	23	vs. N.Y. Jets (11/6/16)
TD Runs:	1	three times, last: at SD (11/13/16)
Receptions:	3	twice, last: vs. NE (1/1/17)
Receiving Yards:	67	vs. Tennessee (10/9/16)
Longest Reception:	58	vs. Tennessee (10/9/16)
TD Receptions:	1	four times, last: at Pit. (1/8/17)





94 // DE

MARIO WILLIAMS

HT: 6-6 // WT: 300 // BORN: 1/31/85
 COLLEGE: NORTH CAROLINA STATE '06 // ACQUIRED: FA, 2016
 NFL: 11TH SEASON // DOLPHINS: FIRST SEASON

KEY TRANSACTIONS

- Signed as a free agent by the Dolphins on 3/9/16
- Originally a first-round draft selection (1st overall) of Houston in the 2006 NFL Draft

2016 - Played in 13 games with five starts ... Inactive for three games ... Made one assisted tackle vs. **San Francisco (11/27)** ... Left the game due to illness in the third quarter ... Recorded two tackles (one solo) and 0.5 sacks at **San Diego (11/13)** ... Recorded two solo tackles, two tackles for loss and one quarterback hit in the 28-25 victory vs. **Buffalo (10/23)** ... Tackled RB Mike Gillislee on a direct snap for a loss of 10 yards in the fourth quarter ... Recorded three tackles (two solo) and one pass defended at **Cincinnati (9/29)** ... Broke up a QB Andy Dalton pass intended for WR Tyler Boyd in the first quarter ... Made Dolphins debut and started at **Seattle (9/11)** ... Recorded two tackles (one solo), one sack, one tackle for loss and one QBH ... Sacked QB Russell Wilson for a 5-yard loss in the first quarter.

POSTSEASON: Played, but did not record any statistics in the AFC Wild Card game at **Pittsburgh (1/8/17)**.

MARIO WILLIAMS' NFL REGULAR SEASON STATISTICS

YEAR	TEAM	GP	GS	TACKLES					INTERCEPTIONS					FUMBLES		
				TOT	SOLO	ASST	SK	YDS	NO	YDS	LG	TD	PD	FF	FR	YDS
2006	Houston	16	16	47	35	12	4.5	20.5	0	0	0	0	4	1	1	0
2007	Houston	16	16	59	43	16	14.0	82.5	0	0	0	0	1	2	1	38
2008	Houston	16	16	53	44	9	12.0	82.0	0	0	0	0	0	4	0	0
2009	Houston	16	16	43	38	5	9.0	52.0	0	0	0	0	3	2	1	0
2010	Houston	13	13	28	22	6	8.5	54.5	0	0	0	0	2	1	0	0
2011	Houston	5	5	11	10	1	5.0	29.0	0	0	0	0	1	1	0	0
2012	Buffalo	16	16	46	37	9	10.5	51.0	0	0	0	0	4	2	2	0
2013	Buffalo	16	16	38	28	10	13.0	77.5	0	0	0	0	3	1	0	0
2014	Buffalo	16	16	42	36	6	14.5	74.5	0	0	0	0	2	2	0	0
2015	Buffalo	15	15	19	15	4	5.0	28.0	0	0	0	0	0	0	0	0
2016	Miami	13	5	13	9	4	1.5	9.0	0	0	0	0	1	0	0	0
NFL TOTALS		158	150	399	317	82	97.5	560.5	0	0	0	0	21	16	5	38

MARIO WILLIAMS' NFL PLAYOFF STATISTICS

YEAR	TEAM	GP	GS	TACKLES					INTERCEPTIONS					FUMBLES		
				TOT	SOLO	ASST	SK	YDS	NO	YDS	LG	TD	PD	FF	FR	YDS
2016	Miami	1	0	0	0	0	0.0	0.0	0	0	0	0	0	0	0	0
NFL TOTALS		1	0	0	0	0	0.0	0.0	0	0	0	0	0	0	0	0

2016 GAME-BY-GAME STATISTICS

DATE	OPPONENT	P/S	TCK	SOLO	AST	SK	YDS	INT	YDS	PD	FF	FR
9/11	at Seattle	1/1	2	1	1	1.0	5.0	0	0	0	0	0
9/18	at New England	1/1	1	1	0	0.0	0.0	0	0	0	0	0
9/25	CLEVELAND	1/1	1	1	0	0.0	0.0	0	0	0	0	0
9/29	at Cincinnati	1/1	3	2	1	0.0	0.0	0	0	1	0	0
10/9	TENNESSEE	1/1	0	0	0	0.0	0.0	0	0	0	0	0
10/16	PITTSBURGH	1/0	1	1	0	0.0	0.0	0	0	0	0	0
10/23	BUFFALO	1/0	2	2	0	0.0	0.0	0	0	0	0	0
11/6	N.Y. JETS	1/0	0	0	0	0.0	0.0	0	0	0	0	0
11/13	at San Diego	1/0	2	1	1	0.5	4.0	0	0	0	0	0
11/20	at Los Angeles						INACTIVE					
11/27	SAN FRANCISCO	1/0	1	0	1	0.0	0.0	0	0	0	0	0
12/4	at Baltimore	1/0	0	0	0	0.0	0.0	0	0	0	0	0
12/11	ARIZONA						INACTIVE					
12/17	at N.Y. Jets	1/0	0	0	0	0.0	0.0	0	0	0	0	0
12/24	at Buffalo	1/0	0	0	0	0.0	0.0	0	0	0	0	0
1/1/17	NEW ENGLAND						INACTIVE					
2016 TOTALS		13/5	13	9	4	1.5	9.0	0	0	1	0	0
DATE	OPPONENT	P/S	TCK	SOLO	AST	SK	YDS	INT	YDS	PD	FF	FR
1/8/17	at Pittsburgh	1/0	0	0	0	0.0	0.0	0	0	0	0	0



SINGLE-GAME HIGHS


CAREER HIGHS

Tackles:	7	four times, last: at Houston (11/4/12)
Sacks:	4.5	vs. Carolina (9/15/13)
Interceptions:	—	
Passes Defensed:	2	at Washington (9/19/10)
Forced Fumbles:	1	16 times, last: vs. GB (12/14/14)
Fumble Recoveries:	1	five times, last: vs. Jax. (12/2/12)

SEASON HIGHS

Tackles:	3	at Cincinnati (9/29/16)
Sacks:	1	at Seattle (9/11/16)
Interceptions:	—	
Passes Defensed:	1	at Cincinnati (9/29/16)
Forced Fumbles:	—	
Fumble Recoveries:	—	





75 // DE

NICK WILLIAMS

HT: 6-4 // WT: 309 // BORN: 2/21/90
 COLLEGE: SAMFORD '13 // ACQUIRED: WAL, 2016 (KC).
 NFL: THIRD SEASON // DOLPHINS: FIRST SEASON

at Pittsburgh (1/8/17).

KEY TRANSACTIONS

- Acquired from waivers by the Dolphins on 10/19/16
- Originally a seventh-round draft selection (223rd overall) of Pittsburgh in the 2013 NFL Draft

2016 - Played in five games ... Inactive for five games ... Recorded two solo tackles at **Buffalo (12/24)** ... Acquired off waivers by the Dolphins on 10/19 ... Waived by Kansas City on 10/18.

POSTSEASON: Recorded two tackles (one solo) in the AFC Wild Card game

NICK WILLIAMS' NFL REGULAR SEASON STATISTICS

YEAR	TEAM	GP	GS	TACKLES					INTERCEPTIONS					FUMBLES		
				TOT	SOLO	ASST	SK	YDS	NO	YDS	LG	TD	PD	FF	FR	YDS
2013	Pittsburgh			INJURED RESERVE												
2014	Kansas City	2	0	0	0	0	0.0	0.0	0	0	0	0	0	0	0	0
2015	Kansas City	14	0	9	5	4	0.0	0.0	0	0	0	0	0	0	0	0
2016	Kansas City	5	0	5	4	1	0.0	0.0	0	0	0	0	0	0	0	0
	Miami	5	0	2	2	0	0.0	0.0	0	0	0	0	0	0	0	0
NFL TOTALS		26	0	16	11	5	0.0	0.0	0	0	0	0	0	0	0	0

NICK WILLIAMS' NFL PLAYOFF STATISTICS

YEAR	TEAM	GP	GS	TACKLES					INTERCEPTIONS					FUMBLES		
				TOT	SOLO	ASST	SK	YDS	NO	YDS	LG	TD	PD	FF	FR	YDS
2015	Kansas City	1	0	0	0	0	0.0	0.0	0	0	0	0	0	0	0	0
2016	Miami	1	0	2	1	1	0.0	0.0	0	0	0	0	0	0	0	0
NFL TOTALS		1	0	0	0	0	0.0	0.0	0	0	0	0	0	0	0	0

2016 GAME-BY-GAME STATISTICS

DATE	OPPONENT	P/S	TCK	SOLO	AST	SK	YDS	INT	YDS	PD	FF	FR
9/11	at Seattle							NOT ON ROSTER				
9/18	at New England							NOT ON ROSTER				
9/25	CLEVELAND							NOT ON ROSTER				
9/29	at Cincinnati							NOT ON ROSTER				
10/9	TENNESSEE							NOT ON ROSTER				
10/16	PITTSBURGH							NOT ON ROSTER				
10/23	BUFFALO							INACTIVE				
11/6	N.Y. JETS							INACTIVE				
11/13	at San Diego							INACTIVE				
11/20	at Los Angeles							INACTIVE				
11/27	SAN FRANCISCO	1/0	0	0	0	0.0	0.0	0	0	0	0	0
12/4	at Baltimore	1/0	0	0	0	0.0	0.0	0	0	0	0	0
12/11	ARIZONA	1/0	0	0	0	0.0	0.0	0	0	0	0	0
12/17	at N.Y. Jets							INACTIVE				
12/24	at Buffalo	1/0	2	2	0	0.0	0.0	0	0	0	0	0
1/1/17	NEW ENGLAND	1/0	0	0	0	0.0	0.0	0	0	0	0	0
2016 TOTALS		5/0	2	2	0	0.0	0.0	0	0	0	0	0

DATE	OPPONENT	P/S	TCK	SOLO	AST	SK	YDS	INT	YDS	PD	FF	FR
1/8/17	at Pittsburgh	1/0	2	1	1	0.0	0.0	0	0	0	0	0

SINGLE-GAME HIGHS


CAREER HIGHS

Tackles: 3 at Minnesota (10/18/15)
Sacks: —
Interceptions: —
Passes Defensed: —
Forced Fumbles: —
Fumble Recoveries: —

SEASON HIGHS

Tackles: 2 twice, last: at Buffalo (12/24/16)
Sacks: —
Interceptions: —
Passes Defensed: —
Forced Fumbles: —
Fumble Recoveries: —





16 // QB

T.J. YATES

HT: 6-4 // WT: 217 // BORN: 5/28/87
 COLLEGE: NORTH CAROLINA '11 // ACQUIRED: FA, '16
 NFL: SIXTH SEASON // DOLPHINS: FIRST SEASON

KEY TRANSACTIONS

- Signed by the Dolphins as a free agent on 12/13/16.
- Originally a fifth-round draft selection (152nd overall) of Houston in the 2011 NFL Draft

2016 - Did not play three games ... Signed with the Dolphins on Dec. 13.

POSTSEASON: Played one offensive snap for an injured QB Matt Moore in the AFC Wild Card game at **Pittsburgh (1/8/17)**.

T.J. YATES' NFL REGULAR SEASON PASSING STATISTICS

YEAR	TEAM	GP	GS	ATT	CMP	PCT	YDS	YDS ATT	TD	INT	LG	SK	YDS LST	RATE
2011	Houston	6	5	134	82	61.2	949	7.1	3	3	50	15	74	80.7
2012	Houston	4	0	10	4	40.0	38	3.8	0	1	19	1	0	11.7
2013	Houston	3	0	22	15	68.2	113	5.1	0	2	20	2	7	42.4
2014	Atlanta	1	0	4	3	75.0	64	16.0	0	1	40	0	0	77.1
2015	Houston	4	2	57	28	49.1	370	6.5	3	1	61t	5	33	80.3
2016	Miami	0	0	0	0	0.0	0	0.0	0	0	0	0	0	0.0
NFL TOTALS		18	7	227	132	58.1	1534	6.8	6	8	61t	23	114	72.8

Career Regular Season Record As A Starter: 2-3 in 2011; 2-0 in 2015 for a total of 4-3.

T.J. YATES' NFL REGULAR SEASON RUSHING STATISTICS

YEAR	TEAM	NO	YDS	AVG	LG	TD
2011	Houston	14	57	4.1	17	0
2012	Houston	2	-1	-0.5	1t	1
2013	Houston	1	0	0.0	0	0
2014	Atlanta	0	0	0.0	0	0
2015	Houston	6	0	0.0	7	0
2016	Miami	0	0	0.0	0	0
NFL TOTALS		23	56	2.4	17	1

T.J. YATES' NFL PLAYOFF PASSING STATISTICS

YEAR	TEAM	GP	GS	ATT	CMP	PCT	YDS	YDS ATT	TD	INT	LG	SK	YDS LST	RATE
2011	Houston	2	2	55	28	50.9	343	6.2	1	3	40t	2	7	53.8
2016	Miami	1	0	0	0	0.0	0	0.0	0	0	0	0	0	0.0
NFL TOTALS		3	2	55	28	50.9	343	6.2	1	3	40t	2	7	53.8

Career Playoff Record As A Starter: 1-1 in 2011 for a total of 1-1

T.J. YATES' NFL PLAYOFF RUSHING STATISTICS

YEAR	TEAM	NO	YDS	AVG	LG	TD
2011	Houston	2	-3	-1.5	-1	0
2016	Miami	0	0	0	0	0
NFL TOTALS		2	-3	-1.5	-1	0



2016 GAME-BY-GAME STATISTICS

DATE	OPPONENT	P/S	PASSING								RUSHING				W/L	SCORE
			ATT	CMP	YDS	PCT	TD	INT	LG	SK/YDS	ATT	YDS	LG	TD		
9/11	at Seattle					NOT ON ROSTER										
9/18	at New England					NOT ON ROSTER										
9/25	CLEVELAND					NOT ON ROSTER										
9/29	at Cincinnati					NOT ON ROSTER										
10/9	TENNESSEE					NOT ON ROSTER										
10/16	PITTSBURGH					NOT ON ROSTER										
10/23	BUFFALO					NOT ON ROSTER										
11/6	N.Y. JETS					NOT ON ROSTER										
11/13	at San Diego					NOT ON ROSTER										
11/20	at Los Angeles					NOT ON ROSTER										
11/27	SAN FRANCISCO					NOT ON ROSTER										
12/4	at Baltimore					NOT ON ROSTER										
12/11	ARIZONA					NOT ON ROSTER										
12/17	at N.Y. Jets					DID NOT PLAY										
12/24	at Buffalo					DID NOT PLAY										
1/1/17	NEW ENGLAND					DID NOT PLAY										
2016 TOTALS			0	0	0	0.0	0	0	0	0/0	0	0	0	0		
DATE	OPPONENT	P/S	ATT	CMP	YDS	PCT	TD	INT	LG	SK/YDS	ATT	YDS	LG	TD	W/L	SCORE
1/8/17	at Pittsburgh	1/0	0	0	0	0.0	0	0	0	0/0	0	0	0	0	L	12-30

SINGLE-GAME HIGHS


CAREER HIGHS

Pass Attempts:	44	at Cincinnati (12/11/11)
Pass Completions:	26	at Cincinnati (12/11/11)
Yards Passing:	300	at Cincinnati (12/11/11)
TD Passes:	2	twice, last: vs. N.Y. Jets (11/22/15)
Longest Pass:	61t	vs. N.Y. Jets (11/22/15)
Completion Pct. (Min. 10 att.)	81.3	at Indianapolis (12/22/11)
Passer Rating:	101.0	at Indianapolis (12/22/11)
Rush Attempts:	5	at Cincinnati (12/11/11)
Rushing Yards:	36	at Cincinnati (12/11/11)
Long Run:	17	at Cincinnati (12/11/11)
Rushing TDs:	1	at New England (12/10/12)

SEASON HIGHS

Pass Attempts:	—
Pass Completions:	—
Yards Passing:	—
TD Passes:	—
Longest Pass:	—
Completion Pct. (Min. 10 att.)	—
Passer Rating:	—
Rush Attempts:	—
Rushing Yards:	—
Long Run:	—
Rushing TDs:	—





79 // T

SAM
YOUNG

HT: 6-8 // WT: 315 // BORN: 6/24/87
COLLEGE: NOTRE DAME '10 // ACQUIRED: FA, 2016
NFL: SEVENTH SEASON // DOLPHINS: FIRST SEASON

KEY TRANSACTIONS

- Signed by the Dolphins as a free agent on 10/11/16
- Originally a sixth-round draft selection (179th overall) of Dallas in the 2010 NFL Draft

2016 - Played in eight games with one start ... Inactive for one game ... Played on special teams vs. **New England (1/1/17)** ... Saw action on 15 snaps as an extra offensive lineman at **Buffalo (12/24)** ... Played 14 snaps as an extra offensive lineman and appeared on special teams at **N.Y. Jets (12/17)** ... Played as an extra offensive lineman on 10 plays and played on special teams vs. **Arizona (12/11)** ... Appeared on special teams at **Baltimore (12/4)** ...

Started at left tackle for an injured T Branden Albert vs. **San Francisco (11/27)** ... Played on an o-line that helped QB Ryan Tannehill complete 20-of-30 passes (66.7 pct.) for 285 yards and three touchdowns ... Tannehill also earned a 130.6 QB rating, tied for the second-best mark of his career ... Entered the game at left tackle in the second quarter for an injured G/T Laremy Tunsil at **Los Angeles (11/20)** ... Inactive Weeks 9-10 ... Played 14 snaps as an extra offensive lineman vs. **Buffalo (10/23)** ... Signed by the Dolphins on 10/11.

POSTSEASON: Inactive for the AFC Wild Card game at **Pittsburgh (1/8/17)**.


SAM YOUNG'S NFL REGULAR SEASON STATISTICS

GAMES/STARTS: (Dallas) 2010: 2/0, (Buffalo) 2011: 4/0, 2012: 12/4, (Buffalo/Jacksonville) 2013: 15/0, (Jacksonville) 2014: 9/6, 2015: 16/3, (Miami) 2016: 8/1 **NFL TOTALS: 66/14**





SUPPLEMENTAL STATS





2016 MIAMI DOLPHINS REGULAR SEASON STATISTICS

MIAMI DOLPHINS / WEEK 17 / THROUGH SUNDAY, JANUARY 1, 2017

WON 10, LOST 6				RUSHING				No.	Yds	Avg	Long	TD						
09/11	L	10-12	at Seattle	69,012	Ajayi	260	1272	4.9	62t	8								
09/18	L	24-31	at New England	66,829	Drake	33	179	5.4	45t	2								
09/25	W	30-24 OT	Cleveland	65,176	Tannehill	39	164	4.2	18	1								
09/29	L	7-22	at Cincinnati	60,834	D. Williams	35	115	3.3	23	3								
10/09	L	17-30	Tennessee	64,425	Foster	22	55	2.5	9	0								
10/16	W	30-15	Pittsburgh	65,351	Pead	8	22	2.8	4	0								
10/23	W	28-25	Buffalo	65,658	Landry	5	17	3.4	13	0								
11/06	W	27-23	New York Jets	65,722	Grant	1	1	1.0	1	0								
11/13	W	31-24	at San Diego	55,107	Darr	1	0	0.0	0	0								
11/20	W	14-10	at Los Angeles	83,483	Moore	1	-1	-1.0	-1	0								
11/27	W	31-24	San Francisco	65,856	TEAM	405	1824	4.5	62t	14								
12/04	L	6-38	at Baltimore	70,916	OPPONENTS	464	2247	4.8	60t	12								
12/11	W	26-23	Arizona	65,750	RECEIVING	No.	Yds	Avg	Long	TD								
12/17	W	34-13	at New York Jets	78,160	Landry	94	1136	12.1	71	4								
12/24	W	34-31 OT	at Buffalo	64,690	Parker	56	744	13.3	56t	4								
01/01	L	14-35	New England	66,163	Stills	42	726	17.3	74t	9								
				Miami	Ajayi	27	151	5.6	15	0								
TOTAL FIRST DOWNS				278	349	Sims	26	256	9.8	28	4							
Rushing				90	109	D. Williams	23	249	10.8	58	3							
Passing				167	199	Gray	14	174	12.4	53	0							
Penalty				21	41	Drake	9	46	5.1	9	0							
3rd Down: Made/Att				69/188	77/213	Cameron	8	60	7.5	13	1							
3rd Down Pct.				36.7	36.2	D. Jones	7	61	8.7	24	1							
4th Down: Made/Att				0/4	9/16	Foster	6	78	13.0	50	0							
4th Down Pct.				0.0	56.3	Carroo	3	29	9.7	15t	1							
POSSESSION AVG.				28:23	31:37	Pead	1	6	6.0	6	0							
TOTAL NET YARDS				5324	6122	TEAM	316	3716	11.8	74t	27							
Avg. Per Game				332.8	382.6	OPPONENTS	368	4101	11.1	77t	30							
Total Plays				912	1088	INTERCEPTIONS	No.	Yds	Avg	Long	TD							
Avg. Per Play				5.8	5.6	Lippett	4	0	0.0	0	0							
NET YARDS RUSHING				1824	2247	Alonso	2	70	35.0	60t	1							
Avg. Per Game				114.0	140.4	Maxwell	2	29	14.5	27	0							
Total Rushes				405	464	Abdul-Quddus	2	16	8.0	9	0							
NET YARDS PASSING				3500	3875	R. Jones	1	17	17.0	17	0							
Avg. Per Game				218.8	242.2	Phillips	1	17	17.0	17	0							
Sacked/Yards Lost				30/216	33/226	Rambo	1	17	17.0	17	0							
Gross Yards				3716	4101	Wake	1	12	12.0	12	0							
Att./Completions				477/316	591/368	Hull	1	8	8.0	8	0							
Completion Pct.				66.2	62.3	Benwikere LG	1	1	1.0	1	0							
Had Intercepted				15	16	McCain	1	0	0.0	0	0							
PUNTS/AVERAGE				90/44.3	74/41.8	TEAM	16	186	11.6	60t	1							
NET PUNTING AVG.				90/39.9	74/37.4	OPPONENTS	15	104	6.9	53	1							
PENALTIES/YARDS				125/1141	109/919	PUNTING	No.	Yds	Avg	Net	TB	In	Lg	B				
FUMBLES/BALL LOST				26/8	24/9	Darr	90	3991	44.3	39.9	5	32	66	0				
TOUCHDOWNS				45	43	TEAM	90	3991	44.3	39.9	5	32	66	0				
Rushing				14	12	OPPONENTS	74	3095	41.8	37.4	0	28	62	1				
Passing				27	30	PUNT RETURNS	Ret	FC	Yds	Avg	Long	TD						
Returns				4	1	Grant	20	3	165	8.3	74t	1						
SCORE BY PERIODS				Q1	Q2	Q3	Q4	OT	PTS	Landry	16	15	163	10.2	20	0		
TEAM				41	101	111	101	9	363	TEAM	36	18	328	9.1	74t	1		
OPPONENTS				110	95	58	117	0	380	OPPONENTS	37	26	300	8.1	30	0		
SCORING				TD-Ru-Pa-Rt	K-PAT	FG	S	PTS	KICKOFF RETURNS	No.	Yds	Avg	Long	TD				
Franks				0	0	0	0	41/42	16/21	0	89	Grant	19	439	23.1	45	0	
Stills				9	0	9	0	0	0	54	Drake	13	397	30.5	96t	1		
Ajayi				8	8	0	0	0	0	48	D. Williams	2	32	16.0	17	0		
D. Williams				6	3	3	0	0	0	36	Gray	1	11	11.0	11	0		
Landry				4	0	4	0	0	0	26	TEAM	35	879	25.1	96t	1		
Parker				4	0	4	0	0	0	24	OPPONENTS	31	632	20.4	44	0		
Sims				4	0	4	0	0	0	24	FIELD GOALS	1-19	20-29	30-39	40-49	50+		
Drake				3	2	0	1	0	0	18	Franks	0/ 0	8/10	6/ 6	1/ 3	1/ 2		
Aikens				1	0	0	1	0	0	8	TEAM	0/ 0	8/10	6/ 6	1/ 3	1/ 2		
Alonso				1	0	0	1	0	0	6	OPPONENTS	0/ 0	8/ 8	6/ 7	10/17	2/ 3		
Cameron				1	0	1	0	0	0	6	Franks: (41G,27B) (27G) (37G) () (24G) (30G,23G,30G,							
Carroo				1	0	1	0	0	0	6	24B,50N) (36G,33G) (33G,29G) (27G) () (24G) (46N) (21G)							
Grant				1	0	0	1	0	0	6	() (46N,55G,27G) ()							
D. Jones				1	0	1	0	0	0	6	OPP: (39G,38G) (34G,39N) (41N,46G,48G,42N,38G,46N)							
Tannehill				1	1	0	0	0	0	6	(42G,22G,43G,22G,47G) (40G) () (29G) (23G,21G,28G)							
TEAM				45	14	27	4	41/42	16/21	0	363	(45G) (46G,48N) (36G) (55G) (41N,56G) (48G,36G) (46N,						
OPPONENTS				43	12	30	1	34/38	26/35	0	380	28G,45N) (40G,26G,52N)						
2-Pt Conv: Landry, TM 1-2, OPP 5-5 SACKS: Wake 11.5, Branch 5.5, Suh 5, J. Jones 3.5, M. Williams																		
1.5, Abdul-Quddus 1, Hewitt 1, McCain 1, M. Thomas 1, (group) 1, R. Jones 0.5,																		
Phillips 0.5, TM 33, OPP 30 FUM/LOST: Tannehill 9/3, Ajayi 4/1, Grant 4/1, Darr 2/0, Landry 2/2,																		
Drake 1/0, Foster 1/0, Hewitt 1/0, Moore 1/0, D. Williams 1/1																		
PASSING																		
Tannehill																		
Moore																		
Landry																		
TEAM																		
OPPONENTS																		



2016 MIAMI DOLPHINS POSTSEASON STATISTICS

MIAMI DOLPHINS / WEEK 18 / THROUGH SUNDAY, JANUARY 8, 2017 / POSTSEASON

WON 0, LOST 1

01/08 L 12-30 at Pittsburgh

	Miami	Opp.		No.	Yds	Avg	Long	TD
RUSHING								
62,726 Ajayi				16	33	2.1	8	0
D. Williams				3	14	4.7	15	0
M. Thomas				1	3	3.0	3	0
Moore				1	2	2.0	2	0
TEAM				21	52	2.5	15	0
OPPONENTS				35	179	5.1	26	2
RECEIVING								
Landry				11	102	9.3	17	0
Stills				5	82	16.4	36	0
Sims				5	34	6.8	17	0
Parker				4	55	13.8	37	0
Ajayi				3	12	4.0	5	0
D. Williams				1	4	4.0	4t	1
TEAM				29	289	10.0	37	1
OPPONENTS				13	197	15.2	62t	2
INTERCEPTIONS								
M. Thomas				1	16	16.0	16	0
Howard				1	11	11.0	11	0
TEAM				2	27	13.5	16	0
OPPONENTS				1	10	10.0	10	0
PUNTING								
Darr				2	102	51.0	36.5	1 0 61 0
TEAM				2	102	51.0	36.5	1 0 61 0
OPPONENTS				2	79	39.5	35.0	0 0 42 0
PUNT RETURNS								
Landry				1	0	9	9.0	9 0
TEAM				1	0	9	9.0	9 0
OPPONENTS				1	0	9	9.0	9 0
KICKOFF RETURNS								
Drake				3	101	33.7	58	0
Grant				1	18	18.0	18	0
TEAM				4	119	29.8	58	0
OPPONENTS				4	49	12.3	22	0
SCORE BY PERIODS	Q1	Q2	Q3	Q4	OT	PTS	FIELD GOALS	1-19 20-29 30-39 40-49 50+
TEAM	3	3	0	6	0	12	Franks	0/ 0 0/ 0 1/ 1 1/ 1 0/ 0
OPPONENTS	14	6	10	0	0	30	TEAM	0/ 0 0/ 0 1/ 1 1/ 1 0/ 0
SCORING	TD-Ru-Pa-Rt	K-PAT	FG	S	PTS	OPPONENTS		0/ 0 0/ 0 1/ 1 0/ 0 0/ 0
Franks	0 0 0 0	0/ 0	2/ 2	0	6	Franks: (38G,47G)		
D. Williams	1 0 1 0				0	6	TM: (38G,47G)	
TEAM	1 0 1 0	0/ 0	2/ 2	0	12	OPP: (34G)		
OPPONENTS	4 2 2 0	3/ 4	1/ 1	0	30			
2-Pt Conv:	TM 0-1, OPP 0-0							
SACKS:	Suh 1, TM 1, OPP 5							
FUM/LOST:	Moore 2/2, Grant 1/0							

	Att	Cmp	Yds	Cmp%	Yds/Att	TD	TD%	Int	Int%	Long	Sack/Lost	Rating
Moore	36	29	289	80.6	8.03	1	2.8	1	2.8	37	5/ 36	97.8
TEAM	36	29	289	80.6	8.03	1	2.8	1	2.8	37	5/ 36	97.8
OPPONENTS	18	13	197	72.2	10.94	2	11.1	2	11.1	62t	1/ 9	105.3



2016 MIAMI DOLPHINS REGULAR SEASON INDIVIDUAL DEFENSIVE STATISTICS

PLAYER	GP	SOLO	ASST	TOT	SACKS	YDS	TFL	QBH	INT	PD	FF	FR
K. Alonso	15	69	46	115	0.0	0.0	5	6	2	4	1	4
I. Abdul-Quddus	15	49	28	77	1.0	2.0	2	5	2	5	0	0
N. Suh	16	41	31	72	5.0	37.5	11	17	0	6	0	1
T. Lippett	16	45	22	67	0.0	0.0	1	0	4	10	0	0
N. Hewitt	15	35	22	57	1.0	9.0	4	1	0	1	0	1
B. Maxwell	13	43	10	53	0.0	0.0	1	0	2	15	4	0
S. Paysinger	15	37	15	52	0.0	0.0	0	2	0	3	0	1
R. Jones	6	31	20	51	0.5	0.5	4	0	1	4	0	0
A. Branch	16	27	22	49	5.5	34.5	8	12	0	1	2	0
B. McCain	16	32	12	44	1.0	11.0	3	2	1	6	1	0
X. Howard	6	29	11	40	0.0	0.0	1	0	0	6	1	0
M. Thomas	16	27	12	39	1.0	14.0	3	3	0	1	1	1
B. Rambo	8	25	14	39	0.0	0.0	1	1	1	3	0	0
J. Jones	14	22	14	36	3.5	12.0	3	12	0	2	0	1
C. Wake	16	22	7	29	11.5	90.5	6	24	1	2	5	0
J. Jenkins	9	15	14	29	0.0	0.0	2	0	0	1	0	0
D. Butler	14	17	11	28	0.0	0.0	3	0	0	0	0	0
J. Phillips	16	13	10	23	0.5	0.0	5	3	1	3	0	0
K. Misi	3	11	11	22	0.0	0.0	0	0	0	0	0	0
E. Mitchell	9	11	6	17	0.0	0.0	3	1	0	0	0	0
M. Hull	16	7	8	15	0.0	0.0	0	0	1	1	0	0
T. Fede	9	6	8	14	0.0	0.0	1	0	0	0	0	1
M. Williams	13	9	4	13	1.5	9.0	4	5	0	1	0	0
J. Warmsey	5	4	4	8	0.0	0.0	0	1	0	0	0	0
C. Jones	6	4	2	6	0.0	0.0	1	1	0	0	0	0
N. Williams	5	2	0	2	0.0	0.0	0	0	0	0	0	0
C. Chekwa	3	2	0	2	0.0	0.0	0	0	0	0	0	0
L. Orr	5	1	0	1	0.0	0.0	1	0	0	0	0	0
TOTALS		636	364	1000	32.0	220.0	73	96	16	75	15	10

NOTE: Special teams and miscellaneous tackles/fumbles not included above

DEFENSIVE TOUCHDOWNS: K. Alonso 60-yard interception return (11/13 at SD).

MISCELLANEOUS TACKLES: K. Stills - 4, J. Landry - 2, J. Ajayi - 2, D. Parker - 2, J. Cameron - 1, K. Drake - 1, J. James - 1, D. Sims - 1, D. Williams - 1.

MISCELLANEOUS FORCED FUMBLES: None.

MISCELLANEOUS FUMBLE RECOVERIES: R. Tannehill - 3, J. Ajayi - 2, J. Bushrod - 1, M. Darr - 1, M. Gray - 1, J. James - 1, M. Moore - 1, S. Paysinger - 1.



2016 MIAMI DOLPHINS POSTSEASON INDIVIDUAL DEFENSIVE STATISTICS

PLAYER	GP	SOLO	ASST	TOT	SACKS	YDS	TFL	QBH	INT	PD	FF	FR
B. Rambo	1	6	0	6	0.0	0.0	1	0	0	0	0	0
M. Thomas	1	3	3	6	0.0	0.0	0	0	1	1	0	0
K. Alonso	1	1	5	6	0.0	0.0	0	0	0	0	0	0
C. Wake	1	3	3	6	0.0	0.0	0	1	0	0	0	0
N. Hewitt	1	3	2	5	0.0	0.0	0	0	0	0	0	0
X. Howard	1	3	2	5	0.0	0.0	1	0	1	2	0	0
N. Suh	1	4	0	4	1.0	9.0	1	1	0	0	0	0
T. Lippett	1	2	2	4	0.0	0.0	0	0	0	0	0	0
E. Mitchell	1	3	0	3	0.0	0.0	0	0	0	0	0	0
J. Phillips	1	2	1	3	0.0	0.0	2	0	0	0	0	0
D. Butler	1	0	2	2	0.0	0.0	0	0	0	0	0	0
T. Fede	1	1	1	2	0.0	0.0	0	0	0	0	0	0
J. Jenkins	1	2	0	2	0.0	0.0	0	0	0	0	0	0
B. McCain	1	0	2	2	0.0	0.0	0	0	0	0	0	0
N. Williams	1	1	1	2	0.0	0.0	0	0	0	0	0	0
A. Branch	1	1	0	1	0.0	0.0	0	0	0	0	0	0
TOTALS		35	24	59	1	9	5	2	2	3	0	0

NOTE: Special teams and miscellaneous tackles/fumbles not included above

DEFENSIVE TOUCHDOWNS: None.

MISCELLANEOUS TACKLES: J. Ajayi - 2, J. James - 1.

MISCELLANEOUS FORCED FUMBLES: None.



GAME-BY-GAME TEAM STATS

2016 MIAMI DOLPHINS REGULAR SEASON GAME-BY-GAME STATISTICS																			
GAME	SCORE				FIRST DOWNS				3RD DOWN		4TH DOWN		NET YARDS						
	PTS	OPP	DIFF	OT	TOT	RUSH	PASS	PEN	CON	ATT	CON	ATT	TOT	RUSH	PASS	TO	PEN	YDS	TOP
at Seattle	10	12	-2	0	11	3	7	1	3	14	0	1	214	64	150	0	4	40	25:28
at New England	24	31	-7	0	23	2	19	2	5	10	0	1	457	70	387	4	5	49	23:14
CLEVELAND	30	24	6	OT	23	6	15	2	2	10	0	0	426	115	311	3	8	67	29:12
at Cincinnati	7	22	-15	0	8	3	5	0	2	11	0	1	222	62	160	2	7	68	21:58
TENNESSEE	17	30	-13	0	8	3	5	0	4	11	0	0	200	51	149	2	8	83	23:16
PITTSBURGH	30	15	15	0	24	12	10	2	7	14	0	0	474	222	252	0	8	95	36:30
BUFFALO	28	25	3	0	26	15	9	2	5	12	0	0	454	256	198	0	13	116	37:02
N.Y. JETS	27	23	4	0	20	7	9	4	5	11	0	1	274	137	137	0	8	85	30:22
at San Diego	31	24	7	0	17	5	11	1	4	10	0	0	337	106	231	1	11	81	27:01
at Los Angeles	14	10	4	0	17	5	10	2	1	11	0	0	240	98	142	1	8	82	28:41
SAN FRANCISCO	31	24	7	0	19	6	12	1	6	12	0	0	358	95	263	0	4	42	30:32
at Baltimore	6	38	-32	0	16	3	11	2	4	13	0	0	277	62	215	3	7	57	30:46
ARIZONA	26	23	3	0	15	3	11	1	4	13	0	0	314	83	231	3	14	118	30:04
at N.Y. Jets	34	13	21	0	13	2	10	1	5	12	0	0	303	67	236	1	9	70	27:28
at Buffalo	34	31	3	OT	22	12	10	0	5	12	0	0	494	261	233	1	2	15	33:40
NEW ENGLAND	14	35	-21	0	16	3	13	0	7	12	0	0	280	75	205	2	9	73	28:38
TOTALS	363	380	-17	2	278	90	167	21	69	188	0	4	5324	1824	3500	23	125	1141	28:23
2016 MIAMI DOLPHINS POSTSEASON GAME-BY-GAME STATISTICS																			
at Pittsburgh	12	30	-18	0	18	1	16	1	6	14	2	4	305	52	253	3	6	64	32:02

2016 OPPONENTS REGULAR SEASON GAME-BY-GAME STATISTICS																			
GAME	SCORE				FIRST DOWNS				3RD DOWN		4TH DOWN		NET YARDS						
	PTS	OPP	DIFF	OT	TOT	RUSH	PASS	PEN	CON	ATT	CON	ATT	TOT	RUSH	PASS	TO	PEN	YDS	TOP
at Seattle	12	10	2	0	21	4	16	1	5	16	2	3	352	112	240	2	8	69	34:32
at New England	31	24	7	0	29	11	15	3	7	14	0	0	463	161	302	1	7	65	36:46
CLEVELAND	24	30	-6	OT	21	8	10	3	4	15	0	0	430	169	261	1	13	91	37:22
at Cincinnati	22	7	15	0	19	4	13	2	3	15	1	1	362	77	285	0	6	40	38:02
TENNESSEE	30	17	13	0	23	13	8	2	5	12	0	1	398	235	163	0	5	40	36:44
PITTSBURGH	15	30	-15	0	15	3	11	1	3	11	0	1	297	128	169	2	6	65	23:30
BUFFALO	25	28	-3	0	16	4	9	3	3	13	0	0	267	67	200	0	6	45	22:58
N.Y. JETS	23	27	-4	0	18	3	10	5	3	10	0	0	331	140	191	2	10	77	29:38
at San Diego	24	31	-7	0	29	3	19	7	6	11	0	0	379	70	309	4	4	29	32:59
at Los Angeles	10	14	-4	0	12	3	6	3	2	13	1	1	227	102	125	1	8	70	31:19
SAN FRANCISCO	24	31	-7	0	25	9	15	1	7	14	2	2	475	193	282	2	7	65	29:28
at Baltimore	38	6	32	0	28	8	20	0	5	11	2	2	496	110	386	2	7	68	29:14
ARIZONA	23	26	-3	0	21	6	10	5	4	13	0	0	300	175	125	4	7	54	29:56
at N.Y. Jets	13	34	-21	0	20	8	10	2	5	15	0	3	360	116	244	4	3	42	32:32
at Buffalo	31	34	-3	OT	30	14	15	1	8	18	1	2	589	272	317	0	5	35	40:33
NEW ENGLAND	35	14	21	0	22	8	12	2	7	12	0	0	396	120	276	0	7	64	31:22
TOTALS	380	363	17	2	349	109	199	41	77	213	9	16	6122	2247	3875	25	109	919	31:37
2016 OPPONENTS POSTSEASON GAME-BY-GAME STATISTICS																			
at Pittsburgh	30	12	18	0	19	9	7	3	4	9	0	0	367	179	188	2	6	60	27:58



GAME-BY-GAME TEAM DEFENSIVE STATS

2016 MIAMI DOLPHINS REGULAR SEASON GAME-BY-GAME TEAM DEFENSIVE STATISTICS											
GAME	SOLO	ASST	TOT	SACKS	YDS	TFL	QBH	INT	PD	FF	FR
at Seattle	33	52	85	3	18	3	9	1	5	0	1
at New England	36	48	84	2	22	5	7	0	2	3	1
CLEVELAND	52	12	64	4	18	7	8	0	5	2	1
at Cincinnati	39	32	71	1	11	7	3	0	6	1	0
TENNESSEE	45	20	65	0	0	2	1	0	0	1	0
PITTSBURGH	28	12	40	2	20	0	6	2	7	0	0
BUFFALO	31	8	39	4	21	5	9	0	1	0	0
N.Y. JETS	39	5	44	3	22	3	6	2	5	2	0
at San Diego	46	13	59	3	17	7	9	4	7	0	0
at Los Angeles	38	16	54	1	9	6	4	0	3	1	1
SAN FRANCISCO	40	29	69	2	14	4	9	1	7	1	1
at Baltimore	37	22	59	0	0	0	2	1	4	1	1
ARIZONA	33	26	58	3	20	3	8	2	8	2	2
at N.Y. Jets	37	24	61	3	22	7	8	3	7	1	1
at Buffalo	66	19	85	2	12	11	6	0	5	0	0
NEW ENGLAND	37	26	63	0	0	3	1	0	3	0	0
TOTALS	637	364	1001	33	226	73	96	16	75	15	9
2016 MIAMI DOLPHINS POSTSEASON GAME-BY-GAME TEAM DEFENSIVE STATISTICS											
at Pittsburgh	35	24	59	1	9	5	2	2	3	0	0

2016 MIAMI DOLPHINS REGULAR SEASON TURNOVERS							
GAME	TAKEAWAYS			GIVEAWAYS			DIFF
	INT	FUM	TOTAL	INT	FUM	TOTAL	
at Seattle	1	1	2	0	0	0	+2
at New England	0	1	1	2	2	4	-3
CLEVELAND	0	1	1	2	1	3	-2
at Cincinnati	0	0	0	1	1	2	-2
TENNESSEE	0	0	0	2	0	2	-2
PITTSBURGH	2	0	2	0	0	0	+2
BUFFALO	0	0	0	0	0	0	0
N.Y. JETS	2	0	2	0	0	0	+2
at San Diego	4	0	4	0	1	1	+3
at Los Angeles	0	1	1	1	0	1	0
SAN FRANCISCO	1	1	2	0	0	0	+2
at Baltimore	1	1	2	3	0	0	-1
ARIZONA	2	2	4	1	2	3	+1
at N.Y. Jets	3	1	4	1	0	1	+3
at Buffalo	0	0	0	1	0	0	-1
NEW ENGLAND	0	0	0	1	1	2	-2
TOTALS	16	9	25	15	8	23	+2
2016 MIAMI DOLPHINS POSTSEASON TURNOVERS							
at Pittsburgh	2	0	2	1	2	3	-1



SPECIAL TEAMS STATS

2016 MIAMI DOLPHINS REGULAR SEASON SPECIAL TEAMS STATISTICS								
GAME	SOLO	ASST	TOT	FF	FR	BFG	BPAT	BPNT
at Seattle	2	2	4	0	0	0	1	0
at New England	3	2	5	0	0	0	0	0
CLEVELAND	4	0	4	0	0	0	0	0
at Cincinnati	3	2	5	0	0	0	0	0
TENNESSEE	4	2	6	0	0	0	1	0
PITTSBURGH	3	0	3	0	0	0	0	0
BUFFALO	1	6	7	0	0	0	0	0
N.Y. JETS	3	2	5	0	0	0	0	0
at San Diego	5	1	6	0	1	0	0	0
at Los Angeles	6	2	8	0	0	0	0	0
SAN FRANCISCO	1	6	7	0	2	0	0	0
at Baltimore	4	0	4	0	0	0	0	0
ARIZONA	5	0	5	0	0	0	1	0
at N.Y. Jets	5	4	9	0	0	0	0	1
at Buffalo	4	4	8	1	0	0	0	0
NEW ENGLAND	3	0	3	0	1	0	0	0
TOTALS	56	33	89	1	4	0	3	1
2016 MIAMI DOLPHINS POSTSEASON SPECIAL TEAMS STATISTICS								
at Pittsburgh	4	2	6	0	1	0	0	0

2016 MIAMI DOLPHINS REGULAR SEASON KICKOFF STATISTICS									
PLAYER	GP	KO	TB	PCT	YDS	AVG	RET	RET YDS	AVG START
A. Franks	16	74	43	58.1	4,768	64.4	31	632	24.4
TOTALS	16	74	43	58.1	4,768	64.4	31	632	24.4

2016 MIAMI DOLPHINS POSTSEASON KICKOFF STATISTICS									
PLAYER	GP	KO	TB	PCT	YDS	AVG	RET	RET YDS	AVG START
A. Franks	1	3	0	0.0	194	64.7	4	49	25.5
TOTALS	1	3	0	0.0	194	64.7	4	49	25.5



SPECIAL TEAMS STATS

2016 MIAMI DOLPHINS INDIVIDUAL REGULAR SEASON SPECIAL TEAMS STATISTICS								
PLAYER	SOLO	ASST	TOT	FF	FR	BFG	BPAT	BPNT
M. Thomas	16	3	19	1	0	0	0	0
M. Hull	11	7	18	0	0	0	0	0
S. Paysinger	5	2	7	0	0	0	0	0
N. Hewitt	5	2	7	0	0	0	0	0
W. Aikens	4	3	7	0	0	0	0	1
K. Drake	2	2	4	0	0	0	0	0
M. Gray	1	2	3	0	0	0	0	0
L. Pitts	1	2	3	0	0	0	0	0
B. Rambo	0	3	3	0	0	0	0	0
D. Williams	2	0	2	0	1	0	0	0
Z. Vigil	2	0	2	0	0	0	0	0
B. McCain	1	1	2	0	0	0	0	0
M. Darr	1	1	2	0	0	0	0	0
T. Reilly	1	1	2	0	0	0	0	0
J. Lucas	0	2	2	0	0	0	0	0
I. Abdul-Quddus	1	0	1	0	0	0	0	0
J. Grant	1	0	1	0	3	0	0	0
A. Franks	1	0	1	0	0	0	0	0
J. Landry	1	0	1	0	0	0	0	0
C. Chekwa	0	1	1	0	0	0	0	0
J. Denney	0	1	1	0	0	0	0	0
C. Jones	0	0	0	0	0	0	1	0
J. Phillips	0	0	0	0	0	0	1	0
J. Jones	0	0	0	0	0	0	1	0
TOTALS	56	33	89	1	4	0	3	1

2016 MIAMI DOLPHINS INDIVIDUAL POSTSEASON SPECIAL TEAMS STATISTICS								
PLAYER	SOLO	ASST	TOT	FF	FR	BFG	BPAT	BPNT
S. Paysinger	2	0	2	0	0	0	0	0
W. Aikens	1	0	1	0	0	0	0	0
M. Hull	1	0	1	0	0	0	0	0
J. Lucas	0	1	1	0	0	0	0	0
T. Reilly	0	1	1	0	0	0	0	0
J. Grant	0	0	0	0	1	0	0	0
TOTALS	4	2	6	0	1	0	0	0



DRIVE PRODUCTION

2016 MIAMI DOLPHINS REGULAR SEASON GAME-BY-GAME DRIVE PRODUCTION										
GAME	POSS	TD	FGM	FGA	PUNT	INT	FUM	DWNS	TIME	SAF
at Seattle	12	1	1	2	7	0	0	1	1	0
at New England	12	3	1	1	4	2	2	0	0	0
CLEVELAND	15	4	1	1	6	2	1	0	1	0
at Cincinnati	11	1	0	0	7	1	1	1	0	0
TENNESSEE	10	1	1	1	6	2	0	0	0	0
PITTSBURGH	11	3	3	5	2	0	0	0	1	0
BUFFALO	12	3	2	2	5	0	0	0	2	0
N.Y. JETS	10	2	2	2	3	0	0	1	2	0
at San Diego	11	3	1	1	5	0	0	0	2	0
at Los Angeles	13	2	0	0	10	1	0	0	0	0
SAN FRANCISCO	11	4	1	1	5	0	0	0	1	0
at Baltimore	11	1	0	1	6	3	0	0	0	0
ARIZONA	14	3	1	1	8	1	1	0	0	0
at N.Y. Jets	12	4	0	0	6	1	0	0	1	0
at Buffalo	13	4	2	3	5	1	0	0	0	0
NEW ENGLAND	10	2	0	0	5	1	1	0	1	0
TOTALS	188	41	16	21	90	15	6	3	12	0
2016 MIAMI DOLPHINS POSTSEASON GAME-BY-GAME DRIVE PRODUCTION										
at Pittsburgh	10	1	2	2	2	1	2	2	0	0

2016 OPPONENTS REGULAR SEASON GAME-BY-GAME DRIVE PRODUCTION										
GAME	POSS	TD	FGM	FGA	PUNT	INT	FUM	DWNS	TIME	SAF
at Seattle	12	1	2	2	6	1	1	1	0	0
at New England	12	4	1	2	4	0	1	0	1	0
CLEVELAND	13	1	3	6	5	0	1	0	0	0
at Cincinnati	12	1	5	5	4	0	0	0	2	0
TENNESSEE	12	4	1	1	5	0	0	1	1	0
PITTSBURGH	11	2	0	0	5	2	0	1	1	0
BUFFALO	11	3	1	1	7	0	0	0	0	0
N.Y. JETS	10	2	3	3	3	2	0	0	0	0
at San Diego	12	3	1	1	4	4	0	0	0	0
at Los Angeles	14	1	1	2	8	0	1	0	2	0
SAN FRANCISCO	11	3	1	1	4	1	1	0	1	0
at Baltimore	12	5	1	1	3	1	1	0	1	0
ARIZONA	15	3	1	2	5	2	2	0	1	0
at N.Y. Jets	13	1	2	2	4	3	1	2	0	0
at Buffalo	14	4	1	3	4	0	0	1	2	0
NEW ENGLAND	10	4	2	3	3	0	0	0	0	0
TOTALS	194	42	26	35	74	16	9	6	12	0
2016 OPPONENTS POSTSEASON GAME-BY-GAME DRIVE PRODUCTION										
at Pittsburgh	11	4	1	1	2	2	0	0	2	0



RED ZONE PRODUCTION

2016 MIAMI DOLPHINS REGULAR SEASON GAME-BY-GAME RED ZONE PRODUCTION											
GAME	POSS	TD	FGM	FGA	INT	FUM	DWNS	TIME	RZ PLAYS	RZ RUSH	RZ PASS
at Seattle	3	1	0	1	0	0	1	0	8	3	5
at New England	3	2	1	1	0	0	0	0	4	2	2
CLEVELAND	3	2	1	1	0	0	0	0	5	2	3
at Cincinnati	0	0	0	0	0	0	0	0	0	0	0
TENNESSEE	2	1	1	1	0	0	0	0	7	5	2
PITTSBURGH	6	2	3	4	0	0	0	0	19	10	9
BUFFALO	4	2	2	2	0	0	0	0	9	7	2
N.Y. JETS	4	1	2	2	0	0	0	1	8	3	5
at San Diego	3	2	1	1	0	0	0	0	6	3	3
at Los Angeles	2	2	0	0	0	0	0	0	4	0	4
SAN FRANCISCO	4	3	1	1	0	0	0	0	9	3	6
at Baltimore	2	1	0	0	1	0	0	0	1	0	1
ARIZONA	4	2	1	1	0	1	0	0	10	6	4
at N.Y. Jets	2	2	0	0	0	0	0	0	6	4	2
at Buffalo	3	2	1	1	0	0	0	0	8	7	1
NEW ENGLAND	2	1	0	0	0	1	0	0	4	0	4
TOTALS	47	26	14	16	1	2	1	1	108	55	53
2016 MIAMI DOLPHINS POSTSEASON GAME-BY-GAME RED ZONE PRODUCTION											
at Pittsburgh	2	1	0	0	0	1	0	0	5	1	4

2016 OPPONENT REGULAR SEASON GAME-BY-GAME RED ZONE PRODUCTION											
GAME	POSS	TD	FGM	FGA	INT	FUM	DWNS	TIME	RZ PLAYS	RZ RUSH	RZ PASS
at Seattle	2	1	1	1	0	0	0	0	7	2	5
at New England	4	3	1	1	0	0	0	0	8	4	4
CLEVELAND	3	1	0	2	0	0	0	0	6	3	3
at Cincinnati	3	1	2	2	0	0	0	0	10	5	5
TENNESSEE	3	3	0	0	0	0	0	0	8	4	4
PITTSBURGH	0	0	0	0	0	0	0	0	0	0	0
BUFFALO	3	2	1	1	0	0	0	0	7	3	4
N.Y. JETS	5	1	3	3	1	0	0	0	14	4	10
at San Diego	3	2	0	0	1	0	0	0	9	4	5
at Los Angeles	0	0	0	0	0	0	0	0	0	0	0
SAN FRANCISCO	5	3	1	1	0	0	0	1	12	7	5
at Baltimore	4	4	0	0	0	0	0	0	11	1	10
ARIZONA	4	0	1	1	1	1	1	0	11	3	8
at N.Y. Jets	4	0	1	1	1	1	1	0	11	3	8
at Buffalo	5	3	1	2	0	0	0	0	11	8	3
NEW ENGLAND	4	3	1	1	0	0	0	0	15	9	6
TOTALS	51	29	12	16	3	1	1	1	136	58	78
2016 OPPONENT POSTSEASON GAME-BY-GAME RED ZONE PRODUCTION											
at Pittsburgh	3	2	1	1	0	0	0	0	8	6	2



PENALTIES

2016 REGULAR SEASON GAME-BY-GAME PENALTIES						
GAME	MIAMI			OPPONENTS		
	PEN	YDS	1DWS	PEN	YDS	1DWS
at Seattle	4	40	1	8	69	1
at New England	5	49	3	7	65	2
CLEVELAND	8	67	3	13	91	2
at Cincinnati	7	68	2	6	40	0
TENNESSEE	8	83	2	5	40	0
PITTSBURGH	8	95	1	6	65	2
BUFFALO	13	116	3	6	45	2
N.Y. JETS	8	85	5	10	77	4
at San Diego	11	81	7	4	29	1
at Los Angeles	8	82	3	8	70	2
SAN FRANCISCO	4	42	1	7	65	1
at Baltimore	7	57	0	7	68	2
ARIZONA	14	118	5	7	54	1
at N.Y. Jets	9	70	2	3	42	1
at Buffalo	2	15	1	5	35	0
NEW ENGLAND	9	73	2	7	64	0
TOTALS	125	1141	41	109	919	21
2016 POSTSEASON GAME-BY-GAME PENALTIES						
at Pittsburgh	6	64	3	6	60	1



REPLAY REVIEWS

2016 REPLAY CHALLENGES BY DOLPHINS		
GAME	INITIAL RULING	RULING
LOS ANGELES (11/20)	R.Tannehill pass incomplete deep left to D.Parker (E.Gaines). Miami challenged the incomplete pass ruling.	Upheld
N.Y. JETS (12/17)	M.Moore pass incomplete short right to D.Sims. Miami challenged the incomplete pass ruling.	Reversed
N.Y. JETS (12/17)	B.Petty pass short middle to B.Powell to MIA 46 for 7 yards (A.Branch). Miami challenged the first down ruling.	Reversed

2016 REPLAY CHALLENGES BY OPPONENT		
GAME	INITIAL RULING	RULING
LOS ANGELES (11/20)	J.Goff pass short right to B.Quick to LA 28 for 9 yards. Los Angeles challenged the short of the line to gain ruling.	Upheld
SAN FRANCISCO (11/27)	R.Tannehill pass deep left to D.Parker pushed ob at SF 11 for 32 yards (T.Brock). San Francisco challenged the pass completion ruling.	Reversed
N.Y. JETS (12/17)	B.Powell left guard to MIA 47 for no gain (E.Mitchell). New York Jets challenged the short of the line to gain ruling.	Upheld
BUFFALO (12/24)	M. Moore short to K. Stills push ob at BUF 15. BUF challenged pass completion ruling.	Upheld
PITTSBURGH (1/8/17)	L. Bell up the middle to MIA 1 for no gain (K. Alonso). Pittsburgh challenged the runner was down by contact ruling.	Reversed

2016 REVIEWS BY REPLAY ASSISTANT		
GAME	INITIAL RULING	RULING
TENNESSEE (10/9)	J.Ajayi left guard for 4 yards, TOUCHDOWN.	Upheld
PITTSBURGH (10/16)	B.Roethlisberger pass short right intended for S.Coates INTERCEPTED by R.Jones at PIT 30. R.Jones to PIT 13 for 17 yards (J.James).	Upheld
BUFFALO (10/23)	R.Bush left guard for 1 yard, TOUCHDOWN.	Upheld
N.Y. JETS (11/6)	R.Tannehill pass short right to D.Jones for 1 yard, TOUCHDOWN.	Upheld
N.Y. JETS (11/6)	R.Fitzpatrick pass deep right to R.Anderson for 40 yards, TOUCHDOWN.	Reversed
SAN FRANCISCO (11/27)	R.Tannehill pass short right to D.Parker for 10 yards, TOUCHDOWN.	Reversed
SAN FRANCISCO (11/27)	C.Kaepernick pass incomplete deep right to J.Kerley (B.Maxwell).	Reversed
BALTIMORE (12/4)	R. Tannehill pass deep right intended for D.Parker INTERCEPTED by L. Webb at BLT -5 TOUCHBACK.	Upheld
ARIZONA (12/11)	R.Tannehill pass short left intended for K.Stills INTERCEPTED by M.Cooper at MIA 48. M.Cooper to MIA 48 for no gain (K.Stills).	Upheld
ARIZONA (12/11)	R.Tannehill FUMBLES (Aborted) at ARZ 2, RECOVERED by ARZ-R.Gunter at ARZ 1. R.Gunter to ARZ 1 for no gain (J.Ajayi).	Upheld
ARIZONA (12/11)	D.Williams right end to ARZ 42 for 5 yards (D.Swearingen).	Upheld
BUFFALO (12/24)	T.Taylor pass short right to C.Clay for 7 yards, TOUCHDOWN.	Upheld
BUFFALO (12/24)	T.Taylor pass short right to S.Watkins to MIA 17 for 14 yards (X.Howard).	Upheld
PITTSBURGH (1/8/17)	L. Bell left tackle for 26 yards, TOUCHDOWN.	Reversed



THIRD AND FOURTH DOWNS

2016 REGULAR SEASON GAME-BY-GAME THIRD DOWNS						
GAME	MIAMI			OPPONENTS		
	MADE	ATT	PCT	MADE	ATT	PCT
at Seattle	3	14	21.4	5	16	31.3
at New England	5	10	50.0	7	14	50.0
CLEVELAND	2	10	20.0	4	15	27.0
at Cincinnati	2	11	18.0	3	15	20.0
TENNESSEE	4	11	36.0	5	12	42.0
PITTSBURGH	7	14	50.0	3	11	27.0
BUFFALO	5	12	42.0	3	13	23.0
N.Y. JETS	5	11	45.0	3	10	30.0
at San Diego	4	10	40.0	6	11	55.0
at Los Angeles	1	11	9.0	2	13	15.0
SAN FRANCISCO	6	12	50.0	7	14	50.0
at Baltimore	4	13	31.0	5	11	45.0
ARIZONA	4	13	31.0	4	13	31.0
at N.Y. Jets	5	12	42.0	5	15	33.0
at Buffalo	5	12	42.0	8	18	44.0
NEW ENGLAND	7	12	58.0	7	12	58.0
TOTALS	69	188	36.7%	77	213	36.2%
2016 POSTSEASON GAME-BY-GAME THIRD DOWNS						
at Pittsburgh	6	14	43.0	4	9	44.0

2016 REGULAR SEASON GAME-BY-GAME FOURTH DOWNS						
GAME	MIAMI			OPPONENTS		
	MADE	ATT	PCT	MADE	ATT	PCT
at Seattle	0	1	0.0	2	3	66.7
at New England	0	1	0.0	0	0	0.0
CLEVELAND	0	0	0.0	0	0	0.0
at Cincinnati	0	1	0.0	1	1	100.0
TENNESSEE	0	0	0.0	0	1	0.0
PITTSBURGH	0	0	0.0	0	1	0.0
BUFFALO	0	0	0.0	0	0	0.0
N.Y. JETS	0	1	0.0	0	0	0.0
at San Diego	0	0	0.0	0	0	0.0
at Los Angeles	0	0	0.0	1	1	100.0
SAN FRANCISCO	0	0	0.0	2	2	100.0
at Baltimore	0	0	0.0	2	2	100.0
ARIZONA	0	0	0.0	0	0	0.0
at N.Y. Jets	0	0	0.0	0	3	0.0
at Buffalo	0	0	0.0	1	2	50.0
NEW ENGLAND	0	0	0.0	0	0	0.0
TOTALS	0	4	0.0%	9	16	56.3%
2016 POSTSEASON GAME-BY-GAME FOURTH DOWNS						
at Pittsburgh	2	4	50.0	0	0	0.0



QUARTER-BY-QUARTER SCORING

2016 REGULAR SEASON QUARTER-BY-QUARTER SCORING													
		MIAMI						OPPONENTS					
GAME	W/L	1Q	2Q	3Q	4Q	OT	TOT	1Q	2Q	3Q	4Q	OT	TOT
at Seattle	L	0	3	0	7	-	10	3	3	0	6	-	12
at New England	L	0	3	7	14	-	24	14	10	7	0	-	31
CLEVELAND	W	7	3	7	7	6	30	0	13	0	11	0	24
at Cincinnati	L	7	0	0	0	-	7	10	6	3	3	-	22
TENNESSEE	L	0	14	3	0	-	17	7	14	3	6	-	30
PITTSBURGH	W	3	13	7	7	-	30	8	0	0	7	-	15
BUFFALO	W	3	3	8	14	-	28	3	7	7	8	-	25
N.Y. JETS	W	7	7	6	7	-	27	10	3	0	10	-	23
at San Diego	W	0	7	14	10	-	31	0	10	7	7	-	24
at Los Angeles	W	0	0	0	14	-	14	7	0	3	0	-	10
SAN FRANCISCO	W	0	14	10	7	-	31	7	0	7	10	-	24
at Baltimore	L	0	0	0	6	-	6	14	10	0	14	-	38
ARIZONA	W	7	7	7	5	-	26	6	3	0	14	-	23
at N.Y. Jets	W	0	13	21	0	-	34	7	3	0	3	-	13
at Buffalo	W	7	7	14	3	3	34	0	7	14	10	0	31
NEW ENGLAND	L	0	7	7	0	-	14	14	6	7	8	-	35
TOTALS	10-6	41	101	111	101	9	363	110	95	58	117	0	380
2016 POSTSEASON QUARTER-BY-QUARTER SCORING													
at Pittsburgh	L	3	3	0	6	-	12	14	6	10	0	-	30

LONGEST DRIVES (REGULAR SEASON)

2016 MIAMI DOLPHINS LONGEST DRIVES (REGULAR SEASON)		
PLAYS	NET YARDS	TIME
15 (vs. Buffalo, 10/23)	91 (vs. San Francisco, 11/27)	8:00 (vs. Buffalo, 10/23)

2016 OPPONENTS LONGEST DRIVES (REGULAR SEASON)		
PLAYS	NET YARDS	TIME
18 (at Baltimore, 12/4)	99 (vs. Arizona, 12/11)	8:57 (at Baltimore, 12/4)

LONGEST DRIVES (POSTSEASON)

2016 MIAMI DOLPHINS LONGEST DRIVES (PLAYOFFS)		
PLAYS	NET YARDS	TIME
12 (at Pittsburgh, 1/8/17)	70 (at Pittsburgh, 1/8/17)	7:47 (at Pittsburgh, 1/8/17)

2016 OPPONENTS LONGEST DRIVES (PLAYOFFS)		
PLAYS	NET YARDS	TIME
10 (at Pittsburgh, 1/8/17)	90 (at Pittsburgh, 1/8/17)	5:27 (at Pittsburgh, 1/8/17)



GAME-BY-GAME STARTERS

2016 MIAMI DOLPHINS REGULAR SEASON GAME-BY-GAME OFFENSE STARTERS											
GAME	WR	LT	LG	C	RG	RT	TE	WR	QB	RB	WR
at Seattle	Stills	Albert	Tunsil	Steen	Bushrod	James	Cameron	Landry	Tannehill	Foster	Carroo
at New England	Stills	Albert	Tunsil	Steen	Bushrod	James	Cameron	Landry	Tannehill	Foster	Parker
CLEVELAND	Stills	Albert	Tunsil	Steen	Bushrod	James	Cameron	Landry	Tannehill	Drake	Parker
at Cincinnati	Stills	Tunsil	Turner	Urbik	Bushrod	James	Sims	Landry	Tannehill	Carroo (WR)	Parker
TENNESSEE	Stills	Turner	Dal. Thomas	Pouncey	Bushrod	James	Sims	Landry	Tannehill	Ajayi	Gray (TE)
PITTSBURGH	Stills	Albert	Tunsil	Pouncey	Bushrod	James	Sims	Landry	Tannehill	Ajayi	Gray (TE)
BUFFALO	Stills	Albert	Tunsil	Pouncey	Bushrod	James	D. Jones	Landry	Tannehill	Ajayi	Gray (TE)
N.Y. JETS	Stills	Albert	Tunsil	Pouncey	Bushrod	James	D. Jones	Landry	Tannehill	Ajayi	Gray (TE)
at San Diego	Stills	Albert	Tunsil	Pouncey	Bushrod	James	Sims	Landry	Tannehill	Ajayi	Parker
at Los Angeles	Stills	Tunsil	Urbik	Steen	Bushrod	James	Sims	Landry	Tannehill	Ajayi	Parker
SAN FRANCISCO	Stills	Young	Urbik	Steen	Bushrod	James	Sims	Landry	Tannehill	Ajayi	Gray (TE)
at Baltimore	Stills	Albert	Tunsil	Steen	Bushrod	James	Sims	Landry	Tannehill	Ajayi	Parker
ARIZONA	Stills	Albert	Tunsil	Steen	Bushrod	James	Sims	Landry	Tannehill	Ajayi	Parker
at N.Y. Jets	Stills	Albert	Tunsil	Urbik	Bushrod	James	Sims	Landry	Moore	Ajayi	Gray (TE)
at Buffalo	Stills	Albert	Tunsil	Urbik	Bushrod	James	Sims	Landry	Moore	Ajayi	Gray (TE)
NEW ENGLAND	Stills	Albert	Tunsil	Urbik	Bushrod	James	Sims	Landry	Moore	Ajayi	Parker
2016 MIAMI DOLPHINS POSTSEASON GAME-BY-GAME OFFENSE STARTERS											
at Pittsburgh	Stills	Albert	Tunsil	Urbik	Bushrod	James	Sims	Landry	Moore	Ajayi	Gray (TE)

2016 MIAMI DOLPHINS REGULAR SEASON GAME-BY-GAME DEFENSE STARTERS											
GAME	DE	DT	DT	DE	LB	LB	LB	CB	CB	S	S
at Seattle	J. Jones	Suh	Phillips	M. Williams	Alonso	Misi	M. Thomas (CB)	Maxwell	Howard	R. Jones	Abdul-Quddus
at New England	J. Jones	Suh	Phillips	M. Williams	Alonso	Misi	Jenkins	Maxwell	Howard	R. Jones	Abdul-Quddus
CLEVELAND	J. Jones	Suh	Phillips	M. Williams	Alonso	M. Thomas (CB)	Jenkins	Maxwell	Howard	R. Jones	Abdul-Quddus
at Cincinnati	J. Jones	Suh	Phillips	M. Williams	Alonso	Butler	Hewitt	Lippett	Howard	R. Jones	Abdul-Quddus
TENNESSEE	J. Jones	Suh	Phillips	M. Williams	Alonso	Butler	Hewitt	Lippett	Maxwell	R. Jones	Abdul-Quddus
PITTSBURGH	Branch	Suh	Phillips	Wake	Alonso	Jenkins	McCain (CB)	Lippett	Maxwell	R. Jones	Abdul-Quddus
BUFFALO	Branch	Suh	Phillips	Wake	Alonso	Jenkins	McCain (CB)	Lippett	Maxwell	M. Thomas	Abdul-Quddus
N.Y. JETS	Branch	Suh	Phillips	Wake	Alonso	Jenkins	McCain (CB)	Lippett	Maxwell	M. Thomas	Abdul-Quddus
at San Diego	Branch	Suh	Phillips	Wake	Alonso	Butler	Hewitt	Lippett	Maxwell	M. Thomas	Abdul-Quddus
at Los Angeles	Branch	Suh	Phillips	Wake	Alonso	Butler	Hewitt	Lippett	Maxwell	M. Thomas	Abdul-Quddus
SAN FRANCISCO	Branch	Suh	Phillips	Wake	Alonso	Jenkins	McCain (CB)	Lippett	Maxwell	Rambo	Abdul-Quddus
at Baltimore	Branch	Suh	Mitchell	Wake	Alonso	Paysinger	McCain (CB)	Lippett	Maxwell	Rambo	Abdul-Quddus
ARIZONA	Branch	Suh	Mitchell	Wake	Hull	Paysinger	McCain (CB)	Lippett	Maxwell	Rambo	Abdul-Quddus
at N.Y. Jets	Branch	Suh	Mitchell	Wake	Alonso	Jenkins	McCain (CB)	Lippett	Maxwell	Rambo	Abdul-Quddus
at Buffalo	Branch	Suh	Mitchell	Wake	Alonso	Butler	Hewitt	Lippett	Howard	M. Thomas	Abdul-Quddus
NEW ENGLAND	Branch	Suh	Mitchell	Wake	Alonso	Paysinger	McCain (CB)	Lippett	Howard	M. Thomas	Rambo
2016 MIAMI DOLPHINS POSTSEASON GAME-BY-GAME DEFENSE STARTERS											
at Pittsburgh	Branch	Suh	Phillips	Wake	Alonso	Jenkins	McCain (CB)	Lippett	Howard	M. Thomas	Rambo



GAME-BY-GAME INACTIVES

2016 MIAMI DOLPHINS REGULAR SEASON GAME-BY-GAME INACTIVES							
at Seattle	Doughty	Parker	Pead	Ajayi	Pouncey	D. Thomas	Fede
at New England	Hunter	Lucas	Pead	D. Williams	Pouncey	Butler	D. Thomas
CLEVELAND	Hunter	Lucas	Foster	Paysinger	Pouncey	D. Thomas	Fede
at Cincinnati	Foster	Pouncey	Jenkins	Misi	Steen	Albert	Cameron
TENNESSEE	Howard	Foster	Jenkins	Misi	Tunsil	Albert	Cameron
PITTSBURGH	Howard	Benwikere	Aikens	Warmsley	Fede	Young	Cameron
BUFFALO	Howard	Benwikere	Warmsley	N. Williams	Fede	Sims	Cameron
N.Y. JETS	Lucas	Howard	Benwikere	N. Williams	Fede	Young	Sims
at San Diego	Lucas	Howard	Culliver	N. Williams	Fede	Young	Duarte
at Los Angeles	Howard	Pouncey	Jenkins	N. Williams	Albert	Duarte	M. Williams
SAN FRANCISCO	Lucas	Howard	Pouncey	Tunsil	Albert	Duarte	Orr
at Baltimore	Lucas	Howard	Pouncey	Jenkins	Harris	Duarte	Scott
ARIZONA	Howard	Alonso	Pouncey	Jenkins	Duarte	Scott	M. Williams
at N.Y. Jets	Tannehill	Lucas	N. Williams	Fede	Duarte	D. Jones	Scott
at Buffalo	Tannehill	Lucas	Maxwell	Jenkins	Duarte	D. Jones	Carroo
NEW ENGLAND	Tannehill	Maxwell	Jenkins	Duarte	D. Jones	Carroo	M. Williams
2016 MIAMI DOLPHINS POSTSEASON GAME-BY-GAME INACTIVES							
at Pittsburgh	Tannehill	Hendy	Maxwell	Young	Duarte	Carroo	



PARTICIPATION (POSTSEASON)

2016 MIAMI DOLPHINS POSTSEASON PARTICIPATION CHART					
PLAYER	at PIT	GP	GS	DNP	INA
Abdul-Quddus, Isa	IR	0	0	0	0
Aikens, Walt	X	1	0	0	0
Ajayi, Jay	RB	1	1	0	0
Albert, Brandon	LT	1	1	0	0
Alonso, Kiko	LB	1	1	0	0
Barrow, Lamin	PS	0	0	0	0
Benwikere, Bene	PS	0	0	0	0
Branch, Andre	DE	1	1	0	0
Brendel, Jake	X	1	0	0	0
Brown, Da'Ron	PS	0	0	0	0
Burgess, James	NOR	0	0	0	0
Bushrod, Jermon	RG	1	1	0	0
Butler, Donald	X	1	0	0	0
Cameron, Jordan	IR	0	0	0	0
Carroo, Leonte	INA	0	0	0	1
Chekwa, Chimdi	NOR	0	0	0	0
Culliver, Chris	NOR	0	0	0	0
Darr, Matt	X	1	0	0	0
Davis, Jesse	PS	0	0	0	0
Denney, John	X	1	0	0	0
Doughty, Brandon	PS	0	0	0	0
Douglas, Jamil	NOR	0	0	0	0
Drake, Kenyan	X	1	0	0	0
Duarte, Thomas	INA	0	0	0	1
Ekpre-Olomu, Ifo	IR	0	0	0	0
Fede, Terrence	X	1	0	0	0
Foster, Arian	NOR	0	0	0	0
Franks, Andrew	X	1	0	0	0
Grant, Jakeem	X	1	0	0	0
Gray, MarQueis	TE	1	1	0	0
Hendy, A.J.	INA	0	0	0	1
Harris, Bryce	NOR	0	0	0	0
Hewitt, Neville	X	1	0	0	0
Howard, Xavien	CB	1	1	0	0
Hull, Mike	X	1	0	0	0
Hunter, Justin	NOR	0	0	0	0
James, Ja'Wuan	RT	1	1	0	0
Jenkins, Jelani	LB	1	1	0	0
John, Ulrick	NOR	0	0	0	0
Johnson, Storm	PS	0	0	0	0
Jones, Chris	NOR	0	0	0	0
Jones, Dominique	X	1	0	0	0
Jones, Jason	NOR	0	0	0	0
Jones, Reshad	IR	0	0	0	0
Jordan, Dion	NFI	0	0	0	0
Laing, Cleyon	NOR	0	0	0	0
Landry, Jarvis	WR	1	1	0	0
Lippett, Tony	CB	1	1	0	0
Lucas, Jordan	X	1	0	0	0
Maxwell, Byron	INA	0	0	0	1
McCain, Bobby	CB	1	1	0	0
Misi, Koa	IR	0	0	0	0
Mitchell, Earl	X	1	0	0	0
Moore, Matt	QB	1	1	0	0
Orr, Leon	NOR	0	0	0	0
Parker, DeVante	X	1	0	0	0
Paysinger, Spencer	X	1	0	0	0
Pead, Isaiah	NOR	0	0	0	0
Perry, Seniorise	PS	0	0	0	0
Phillips, Jordan	DT	1	1	0	0
Pitts, Lafayette	X	1	0	0	0
Poole, Terry	PS	0	0	0	0
Pouncey, Mike	IR	0	0	0	0
Rambo, Bacarri	S	1	1	0	0
Reilly, Trevor	X	1	0	0	0
Scott, Rashawn	X	1	0	0	0
Sims, Dion	TE	1	1	0	0
Steen, Anthony	X	1	0	0	0
Stills, Kenny	WR	1	1	0	0
Suh, Ndamukong	DT	1	1	0	0
Tannehill, Ryan	INA	0	0	0	1
Thomas, Dallas	NOR	0	0	0	0
Thomas, Michael	S	1	1	0	0
Tunsil, Laremy	LG	1	1	0	0
Turner, Billy	NOR	0	0	0	0
Urbik, Kraig	C	1	1	0	0
Vigil, Zach	NOR	0	0	0	0
Wake, Cameron	DE	1	1	0	0
Warmsley, Julius	PS	0	0	0	0
Watts, Brandon	PS	0	0	0	0
Williams, Damien	X	1	0	0	0
Williams, Jordan	NOR	0	0	0	0
Williams, Mario	X	1	0	0	0
Williams, Nick	X	1	0	0	0
Yates, T.J.	X	1	0	0	0
Young, Sam	INA	0	0	0	1

LEGEND

POSITION IN CAPS = STARTER
 X = PLAYED/SUBSTITUTED
 DNP = DID NOT PLAY
 INA = INACTIVE
 IR = INJURED RESERVE
 NOR = NOT ON ROSTER
 SUSP = SUSPENDED
 PS = PRACTICE SQUAD
 PUP = PHYSICALLY UNABLE TO PERFORM
 NFI - NON-FOOTBALL INJURY



THE LAST TIME... (REGULAR SEASON TEAM)

WON IN OVERTIME

DOLPHINS:	12/24/16	Dolphins win at Buffalo, 34-31 (27-yard field goal by Andrew Franks)
OPPONENT:	9/30/12	Cardinals win at Arizona, 24-21 (Jay Feely 46-yard field goal 6:31 into overtime)

WON BY SCORING IN THE LAST TWO MINUTES OF REGULATION

DOLPHINS:	12/11/16	Dolphins win vs. Arizona, 26-23 (last score at 0:00)
OPPONENT:	9/11/16	Seahawks win at Seattle, 12-10 (last score at 0:35)

TIED GAME BY SCORING IN THE LAST TWO MINUTES OF REGULATION

DOLPHINS:	12/24/16	Dolphins win at Buffalo, 34-31 (tied game at 0:06)
OPPONENT:	9/30/12	Cardinals tied at Arizona, 21-21 (tied game at 0:22)

SHUTOUT

DOLPHINS:	11/2/14	Dolphins win vs. San Diego, 37-0
OPPONENT:	12/22/13	Bills win at Buffalo, 19-0

WON BY 20-OR-MORE POINTS

DOLPHINS:	12/17/16	Dolphins win at N.Y. Jets, 34-13
OPPONENT:	1/1/17	Patriots win at Miami, 35-14

WON AFTER TRAILING BY 20-OR-MORE POINTS

DOLPHINS:	12/4/05	Dolphins win vs. Buffalo, 24-23 (Bills ahead 21-0 in 1st Q)
OPPONENT:	10/25/09	Saints win vs. New Orleans, 46-34 (Dolphins ahead 24-3 in 2nd Q)

HELD A 28-OR-MORE POINT LEAD

DOLPHINS:	10/18/15	Dolphins win at Tennessee, 38-10
OPPONENT:	12/4/16	Dolphins loss at Baltimore, 38-6 (32)

HELD A 21-OR-MORE POINT LEAD

DOLPHINS:	12/17/16	Dolphins win at N.Y. Jets, 34-13 (Dolphins led by 24, 3rd Q)
OPPONENT:	1/1/17	Dolphins loss vs. Patriots, 35-14 (Patriots led by 21, 4th Q)

SCORED 20-OR-MORE POINTS IN A QUARTER

DOLPHINS:	12/17/16	Dolphins win at N.Y. Jets, 34-13 (21 points, 3rd Q)
OPPONENT:	12/14/14	Patriots win at New England, 41-13 (24 points, 3rd Q)

SCORED 20-OR-MORE POINTS IN A HALF

DOLPHINS:	12/17/16	Dolphins win at N.Y. Jets, 34-13 (21 points, 2nd half)
OPPONENT:	1/1/17	Dolphins loss vs. Patriots, 35-14 (20 points, 1st half)

HELD OPPONENT WITHOUT A TOUCHDOWN

DOLPHINS:	11/13/14	Dolphins win vs. Buffalo, 22-9
OPPONENT:	12/22/13	Bills win at Buffalo, 19-0

TOUCHDOWNS SCORED BY OFFENSE AND DEFENSE

DOLPHINS:	11/13/16	Dolphins win at San Diego, 31-24 (3 offense, 1 defense)
OPPONENT:	9/25/16	Dolphins win vs. Cleveland, 30-24 (1 offense, 1 defense)

TOUCHDOWNS SCORED BY OFFENSE, DEFENSE AND SPECIAL TEAMS

DOLPHINS:	11/1/09	Dolphins win at New York Jets, 30-25 (1 offense, 1 defense, 2 special teams)
OPPONENT:	10/4/10	Patriots win at New England, 41-14 (2 offense, 1 defense, 2 special teams)

SAFETY SCORED

DOLPHINS:	12/21/14	Terrence Fede blocked a Jeff Locke punt out of the end zone vs. Minnesota
OPPONENT:	12/26/15	Ryan Tannehill was sacked in end zone vs. Indianapolis



THE LAST TIME... (REGULAR SEASON OFFENSE)

600-OR-MORE TOTAL NET YARDS OF OFFENSE

DOLPHINS:	N/A
OPPONENT:	9/12/11 Patriots win vs. New England, 38-24 (622; 106 rushing, 516 passing)

500-OR-MORE TOTAL NET YARDS OF OFFENSE

DOLPHINS:	10/25/15 Dolphins win vs. Houston, 44-26 (503; 248 rushing, 255 passing)
OPPONENT:	12/24/16 Dolphins win at Buffalo, 34-31 (589; 272 rushing, 317 passing)

400-OR-MORE TOTAL NET YARDS OF OFFENSE

DOLPHINS:	12/24/16 Dolphins win at Buffalo, 34-31 (494; 261 rushing, 233 passing)
OPPONENT:	12/24/16 Dolphins win at Buffalo, 34-31 (589; 272 rushing, 317 passing)

300-OR-MORE NET YARDS RUSHING BY TEAM

DOLPHINS:	10/25/15 Dolphins win vs. Houston, 44-26
OPPONENT:	12/18/88 Steelers win at Pittsburgh, 40-24 (305)

200-OR-MORE NET YARDS RUSHING BY TEAM

DOLPHINS:	12/24/16 Dolphins win at Buffalo, 34-31 (261)
OPPONENT:	12/24/16 Dolphins win at Buffalo, 34-31 (272)

INDIVIDUAL 200-YARD RUSHING GAME

DOLPHINS:	12/24/16 Jay Ajayi (32-206-1 TD) at Buffalo
OPPONENT:	12/7/86 Rueben Mayes (28-203-2 TDs) vs. New Orleans

INDIVIDUAL 150-YARD RUSHING GAME

DOLPHINS:	12/24/16 Jay Ajayi (32-206-1 TD) at Buffalo
OPPONENT:	10/4/15 Chris Ivory (29-166-1 TD) vs. N.Y. Jets

INDIVIDUAL 100-YARD RUSHING GAME

DOLPHINS:	12/24/16 Jay Ajayi (32-206-1 TD) at Buffalo
OPPONENT:	12/24/16 LeSean McCoy (24-128-1 TD) at

TWO 100-YARD RUSHERS IN THE SAME GAME

DOLPHINS:	10/5/75 Mercury Morris (125 yards) and Don Nottingham (102 yards) at Green Bay
OPPONENT:	11/8/15 LeSean McCoy (112 yards) and Karlos Williams (110 yards) of Buffalo

CONSECUTIVE 100-YARD RUSHING GAMES

DOLPHINS:	10/16/16-11/6/16 Jay Ajayi (25-204-2 TDs) vs. Pittsburgh; (28-214-1 TD) vs. Buffalo; (24-111-1 TD) vs. N.Y. Jets
OPPONENT:	11/23/14 – 12/1/14 C.J. Anderson (27-167-1 TD) at Denver; Chris Johnson (17-105-0 TDs) at N.Y. Jets

COMBINED 200-YARD RUSHING BY TWO PLAYERS

DOLPHINS:	12/24/16 Jay Ajayi (206 yards) and Damien Williams (56 yards) at Buffalo
OPPONENT:	12/24/16 LeSean McCoy (128 yards) and Mike Gillislee (91 yards) at Buffalo

INDIVIDUAL WITH 30-OR-MORE CARRIES

DOLPHINS:	12/24/16 32 by Jay Ajayi (32-206-1 TD) at Buffalo
OPPONENT:	9/21/14 32 by Knile Davis (32-132) vs. Kansas City

INDIVIDUAL WITH 25-OR-MORE CARRIES

DOLPHINS:	12/24/16 32 by Jay Ajayi (32-206-1 TD) at Buffalo
OPPONENT:	10/9/16 27 by DeMarco Murray (27-121-0 TDs) vs. Tennessee

RUSHING PLAY OF 80-OR-MORE YARDS

DOLPHINS:	10/25/15 85t by Lamar Miller vs. Houston
OPPONENT:	Has never happened

RUSHING PLAY OF 60-OR-MORE YARDS

DOLPHINS:	10/16/16 62 by Jay Ajayi vs. Pittsburgh
OPPONENT:	10/16/16 60 by Darrius Heyward-Bey vs. Pittsburgh

RUSHING PLAY OF 40-OR-MORE YARDS

DOLPHINS:	12/24/16 57 by Jay Ajayi; 45 by Kenyan Drake at Buffalo
OPPONENT:	12/11/16 56t by J.J. Nelson vs. Arizona

INDIVIDUAL WITH TWO-OR-MORE RUSHING TOUCHDOWNS

DOLPHINS:	10/16/16 Jay Ajayi (2) vs. Pittsburgh
OPPONENT:	12/27/15 Frank Gore (2) vs. Indianapolis

400 NET YARDS PASSING BY TEAM

DOLPHINS:	10/1/95 Dolphins win at Cincinnati, 26-23 (442)
OPPONENT:	11/4/12 Colts win at Indianapolis, 23-20 (419)

300 NET YARDS PASSING BY TEAM

DOLPHINS:	9/25/16 Dolphins win vs. Browns, 30-24 (311)
OPPONENT:	12/24/16 Dolphins win at Buffalo, 39-26 (317)

INDIVIDUAL WITH 50-OR-MORE PASS ATTEMPTS

DOLPHINS:	11/29/15 58 Ryan Tannehill (33-58-351-3 TDs-1 INT) at New York Jets
OPPONENT:	9/7/14 56 Tom Brady (29-56-249 -1 TD-0 INTs) vs. New England



THE LAST TIME... (REGULAR SEASON OFFENSE)

INDIVIDUAL WITH 40-OR-MORE PASS ATTEMPTS

DOLPHINS:	12/4/16	40 Ryan Tannehill (40-29-226-1 TD-3 INTs) at Baltimore
OPPONENT:	12/4/16	47 Joe Flacco (36-47-381-4 TDs-1 INT) at Baltimore

INDIVIDUAL WITH 30-OR-MORE PASS COMPLETIONS

DOLPHINS:	9/18/16	32 Ryan Tannehill (32-45-389-2 TDs-2 INTs) at New England
OPPONENT:	12/4/16	36 Joe Flacco (36-47-381-4 TDs-1 INT) at Baltimore

INDIVIDUAL WITH 25-OR-MORE PASS COMPLETIONS

DOLPHINS:	12/4/16	29 Ryan Tannehill (40-29-226-1 TD-3 INTs) at Baltimore
OPPONENT:	1/1/17	25 Tom Brady (25-33-276-3 TDs-0 INTs) vs. Patriots

NO SACKS ALLOWED

DOLPHINS:	1/1/17	Dolphins loss vs. Patriots, 35-14 (34 attempts – Matt Moore)
OPPONENT:	1/1/17	Dolphins loss vs. Patriots, 35-14 (33 attempts – Tom Brady; 1 attempt – Jimmy Garoppolo)

HIGHEST INDIVIDUAL PASSER RATING (MIN. 20 ATTEMPTS)

DOLPHINS:	10/25/15	158.3 – Ryan Tannehill (18-19-239-4 TDs) win at Houston, 44-26
OPPONENT:	12/28/14	158.3 – Geno Smith (20-25-358-3 TDs) vs. New York Jets, 37-24

INDIVIDUAL 300-YARD PASSING GAME

DOLPHINS:	9/25/16	319 Ryan Tannehill (25-39-3 TDs-2 INTs) vs. Cleveland
OPPONENT:	12/24/16	329 Tyrod Taylor (26-39-329-3 TDs-0 INTs) at Buffalo

CONSECUTIVE 300-YARD PASSING GAMES

DOLPHINS:	9/18/16-9/25/16	389 Ryan Tannehill (32-45-3 TDs-2 INTs) at New England, 319 Ryan Tannehill (25-39-3 TDs-2 INTs) vs. Cleveland
OPPONENT:	12/14/15-12/20/15	Philip Rivers (26-36-331-3 TDs-2 INTs) at San Diego, Eli Manning (27-31-337-4 TDs-0 INTs) vs. N.Y. Giants

INDIVIDUAL FOUR-OR-MORE TOUCHDOWN PASSES

DOLPHINS:	12/17/16	4 Matt Moore (12-18-236-4 TDs-1 INT) at N.Y. Jets, 34-13
OPPONENT:	12/4/16	4 Joe Flacco (36-47-381-4 TDs-1 INT) at Baltimore

INDIVIDUAL WITH THREE-OR-MORE TOUCHDOWN PASSES

DOLPHINS:	12/17/16	4 Matt Moore (12-18-236-4 TDs-1 INT) at N.Y. Jets, 34-13
OPPONENT:	1/1/17	3 Tom Brady (25-33-276-3 TDs-0 INTs) vs. Patriots

INDIVIDUAL WITH 15-OR-MORE RECEPTIONS

DOLPHINS:	12/4/05	15 Chris Chambers (15-238-1 TD) vs. Buffalo
OPPONENT:	12/24/95	15 Isaac Bruce (15-210-1 TD) at St. Louis Rams

INDIVIDUAL WITH 10-OR-MORE RECEPTIONS

DOLPHINS:	12/4/16	11 Jarvis Landry (11-87-0 TDs) at Baltimore
OPPONENT:	12/17/16	11 Bilal Powell (11-78-0 TDs) at N.Y. Jets

INDIVIDUAL WITH 200-YARD RECEIVING GAME

DOLPHINS:	9/30/12	253 Brian Hartline (12-253-1 TD) at Arizona
OPPONENT:	12/28/14	221 Eric Decker (10-221-1 TD) vs. New York Jets

INDIVIDUAL WITH 150-YARD RECEIVING GAME

DOLPHINS:	9/30/12	253 Brian Hartline (12-253-1 TD) at Arizona
OPPONENT:	1/1/17	151 Julian Edelman (8-151-1 TD) vs. Patriots

INDIVIDUAL WITH 100-YARD RECEIVING GAME

DOLPHINS:	12/17/16	108 Jarvis Landry (3-108-1 TD) at N.Y. Jets
OPPONENT:	1/1/17	151 Julian Edelman (8-151-1 TD) vs. Patriots

TWO 100-YARD RECEIVERS IN THE SAME GAME

DOLPHINS:	9/18/16	137 Jarvis Landry (10-137-0 TDs) at New England and 106 DeVante Parker (8-106-0 TDs) at New England
OPPONENT:	11/9/14	Calvin Johnson (7-113-1TD) and Golden Tate (11-109-0 TDs) at Detroit

CONSECUTIVE 100-YARD RECEIVING GAMES

DOLPHINS:	12/11/16-12/17/16	103 Jarvis Landry (4-103-0 TDs) vs. Arizona, 108 Jarvis Landry (3-108-1 TD) at N.Y. Jets
OPPONENT:	12/24/16-1/1/17	154 Sammy Watkins (7-154-1 TD) at Buffalo, 151 Julian Edelman (8-151-1 TD) vs. Patriots

100-YARD RECEIVING IN A HALF

DOLPHINS:	11/13/16	Tyrell Williams (4-109-1 TD in the second half) at San Diego
OPPONENT:	9/29/16	A.J. Green (8-123-1 TD in the first half) at Cincinnati



THE LAST TIME... (REGULAR SEASON OFFENSE)

PASS PLAY OF 90-OR-MORE YARDS

DOLPHINS:	Has never happened
OPPONENT:	9/12/11 99t, Tom Brady to Wes Welker vs. New England

PASS PLAY OF 80-OR-MORE YARDS

DOLPHINS:	9/30/12 80, Ryan Tannehill to Brian Hartline at Arizona
OPPONENT:	12/14/15 84, Eli Manning to Odell Beckham Jr. vs. N.Y. Giants

PASS PLAY OF 60-OR-MORE YARDS

DOLPHINS:	12/17/16 66t, Matt Moore to Jarvis Landry at N.Y. Jets
OPPONENT:	1/1/17 77t, Tom Brady to Julian Edelman vs. New England

PASS PLAY OF 50-OR-MORE YARDS

DOLPHINS:	12/24/16 56, Matt Moore to DeVante Parker at Buffalo
OPPONENT:	1/1/17 77t, Tom Brady to Julian Edelman vs. New England

PASS PLAY OF 40-OR-MORE YARDS

DOLPHINS:	12/24/16 56, Matt Moore to DeVante Parker; 44, Matt Moore to Damien Williams at Buffalo
OPPONENT:	1/1/17 77t, Tom Brady to Julian Edelman vs. New England

INDIVIDUAL WITH THREE-OR-MORE TOUCHDOWN RECEPTIONS

DOLPHINS:	12/21/98 Lamar Thomas (6-136-3 TDs) vs. Denver
OPPONENT:	12/20/15 Danny Woodhead (6-50-3 TDs) at San Diego

INDIVIDUAL WITH TWO-OR-MORE TOUCHDOWN RECEPTIONS

DOLPHINS:	12/17/16 Dion Sims (4-31-2 TDs) at N.Y. Jets
OPPONENT:	12/24/16 Charles Clay (8-85-2 TDs) at Buffalo

LED TEAM IN BOTH RUSHING AND RECEIVING YARDS IN THE SAME GAME

DOLPHINS:	9/11/16 Arian Foster at Seattle (38 yards rushing and 62 yards receiving)
OPPONENT:	12/17/16 Bilal Powell at N.Y. Jets (84 yards rushing and 78 yards receiving)

100-YARD RUSHER & RECEIVER IN THE SAME GAME

DOLPHINS:	10/23/16 Jay Ajayi (214 yards rushing), Kenny Stills (100 yards receiving) vs. Buffalo
OPPONENT:	12/24/16 LeSean McCoy (128 yards rushing), Sammy Watkins (154 yards receiving) at Buffalo

100-YARD RUSHER, 100-YARD RECEIVER & 300-YARD PASSER IN THE SAME GAME

DOLPHINS:	12/1/91 Dan Marino (307 yards passing), Mark Higgs (131 yards rushing), Tony Martin (106 yards receiving)
OPPONENT:	12/24/16 Tyrod Taylor (329 yards passing), LeSean McCoy (128 yards rushing), Sammy Watkins (154 receiving yards)

INDIVIDUAL WITH AT LEAST ONE RUSHING AND ONE RECEIVING TOUCHDOWN IN THE SAME GAME

DOLPHINS:	11/13/16 Damien Williams (1 rushing, 1 receiving) at San Diego
OPPONENT:	12/11/16 J.J. Nelson (1 rushing, 1 receiving) vs. Arizona

INDIVIDUAL WITH AT LEAST ONE RUSHING TOUCHDOWN AND ONE TOUCHDOWN PASS IN THE SAME GAME

DOLPHINS:	11/23/14 Ryan Tannehill (1 rushing, 3 passing) at Denver
OPPONENT:	10/9/16 Marcus Mariota (1 rushing, 3 passing) vs. Tennessee

NO TURNOVERS

DOLPHINS:	11/27/16 Dolphins win vs. San Francisco, 31-24
OPPONENT:	1/1/17 Dolphins loss vs. Patriots, 35-14

TOUCHDOWN SCORED ON FIRST DRIVE

DOLPHINS:	12/11/16 Dolphins win vs. Arizona, 26-23
OPPONENT:	1/1/17 Dolphins loss vs. Patriots, 35-14

SUCCESSFUL TWO-POINT CONVERSION

DOLPHINS:	10/23/16 Ryan Tannehill pass to Jarvis Landry vs. Buffalo
OPPONENT:	1/1/17 Tom Brady pass to Julian Edelman vs. Patriots

FAILED TWO POINT CONVERSION ATTEMPT

DOLPHINS:	12/4/16 Ryan Tannehill pass short to Jarvis Landry at Baltimore
OPPONENT:	10/25/15 Brian Hoyer incomplete pass to Jonathan Grimes vs. Houston



THE LAST TIME... (REGULAR SEASON DEFENSE)

HELD OPPONENT UNDER 100 NET YARDS OF TOTAL OFFENSE

DOLPHINS:	10/21/73	Dolphins held Buffalo to 76 net yds in a home win
OPPONENT:	10/12/80	New England held Dolphins to 88 net yds in a Dolphins road loss

HELD OPPONENT UNDER 150 NET YARDS OF TOTAL OFFENSE

DOLPHINS:	9/21/03	Dolphins held Buffalo to 118 net yds in a home win
OPPONENT:	12/22/12	Buffalo held Dolphins to 103 net yds in a Dolphins road loss

HELD OPPONENT UNDER 200 NET YARDS OF TOTAL OFFENSE

DOLPHINS:	1/3/16	Dolphins held New England to 196 net yds in a Dolphins home win
OPPONENT:	11/15/12	Buffalo held Dolphins to 184 net yds in a Dolphins road loss

HELD OPPONENT UNDER 300 NET YARDS OF TOTAL OFFENSE

DOLPHINS:	11/20/16	Dolphins held Los Angeles to 226 net yds in a Dolphins away win
OPPONENT:	1/1/17	Patriots held Dolphins to 280 net yds in a Dolphins home loss

HELD OPPONENT UNDER 30 YARDS RUSHING

DOLPHINS:	9/30/12	Dolphins held Arizona to 28 rushing yds in a road loss
OPPONENT:	11/29/15	New York Jets held Dolphins to 12 rushing yds in a road loss

HELD OPPONENT UNDER 50 YARDS RUSHING

DOLPHINS:	11/2/14	Dolphins held San Diego to 50 rushing yds in a Dolphins home win
OPPONENT:	12/20/15	San Diego held Dolphins to 44 rushing yds in a Dolphins road loss

HELD OPPONENT UNDER 75 YARDS RUSHING

DOLPHINS:	11/13/16	Dolphins held San Diego to 70 rushing yds in an away game win
OPPONENT:	12/17/16	N.Y. Jets held Dolphins to 67 rushing yds in a Dolphins away win

HELD OPPONENT UNDER 100 YARDS RUSHING

DOLPHINS:	11/13/16	Dolphins held San Diego to 70 rushing yds in an away game win
OPPONENT:	1/1/17	Patriots held Dolphins to 75 rushing yds in a Dolphins home loss

HELD OPPONENT UNDER 100 NET YARDS PASSING

DOLPHINS:	12/1/14	Dolphins held N.Y. Jets to 49 net passing yds in win at N.Y. Jets
OPPONENT:	12/22/13	Buffalo held Dolphins to 89 net passing yds in Dolphins road loss

HELD OPPONENT UNDER 150 NET YARDS PASSING

DOLPHINS:	12/11/16	Dolphins held Arizona to 125 net passing yds in a Dolphins home win
OPPONENT:	11/20/16	Los Angeles held Dolphins to 142 net passing yds in Dolphins away win

TWO INTERCEPTION RETURNS FOR A TOUCHDOWN

DOLPHINS:	10/26/14	Louis Delmas (81yd TD) and Brent Grimes (22yd TD) at Jacksonville
OPPONENT:	10/25/09	Darren Sharper (42yd TD) and Tracy Porter (54yd TD) vs. New Orleans

INTERCEPTION RETURN FOR A TOUCHDOWN

DOLPHINS:	11/13/16	Kiko Alonso (60yd TD) at San Diego
OPPONENT:	9/25/16	Brian Boddy-Calhoun (27yd TD) vs. Cleveland

INDIVIDUAL WITH THREE-OR-MORE INTERCEPTIONS

DOLPHINS:	11/7/99	Sam Madison (3) vs. Tennessee
OPPONENT:	10/20/02	Nate Clements (3) at Buffalo

INDIVIDUAL WITH TWO-OR-MORE INTERCEPTIONS

DOLPHINS:	12/17/16	Tony Lippett (2) at N.Y. Jets
OPPONENT:	9/27/15	Preston Brown (2) vs. Buffalo

SEVEN-OR-MORE SACKS BY TEAM

DOLPHINS:	9/30/12	Dolphins recorded 8 sacks in a loss at Arizona
OPPONENT:	12/27/15	Indianapolis Colts recorded 7 sacks in a home win

SIX-OR-MORE SACKS BY TEAM

DOLPHINS:	10/18/15	Dolphins recorded 6 sacks in a win at Tennessee
OPPONENT:	10/9/16	Tennessee recorded 6 sacks in a road win

FIVE-OR-MORE SACKS BY TEAM

DOLPHINS:	10/18/15	Dolphins recorded 6 sacks in a win at Tennessee
OPPONENT:	10/9/16	Tennessee recorded 6 sacks in a road win

INDIVIDUAL WITH FOUR-OR-MORE SACKS

DOLPHINS:	10/18/15	Cameron Wake (4.0) at Tennessee
OPPONENT:		Has never happened

INDIVIDUAL WITH THREE-OR-MORE SACKS

DOLPHINS:	10/18/15	Cameron Wake (4.0) at Tennessee
OPPONENT:	12/7/14	Elvis Dumervil (3.5) vs. Baltimore

INDIVIDUAL WITH TWO-OR-MORE SACKS

DOLPHINS:	11/13/16	Cameron Wake (2.0) at San Diego
OPPONENT:	11/20/16	Dominique Easley (2.0) in Rams home lost

FUMBLE RECOVERED FOR TOUCHDOWN

DOLPHINS:	9/28/14	Cortland Finnegan (50) at Oakland (London)
OPPONENT:	12/20/07	Chinedum Ndukwe (54) at Cincinnati



THE LAST TIME... (REGULAR SEASON SPECIAL TEAMS)

KICKOFF RETURN FOR A TOUCHDOWN

DOLPHINS:	11/6/16	Kenyan Drake (96TD) vs. N.Y. Jets
OPPONENT:	9/14/14	C.J. Spiller (102TD) at Buffalo

KICKOFF RETURN FOR A TOUCHDOWN ON THE OPENING KICKOFF

DOLPHINS:	12/5/71	Mercury Morris (94 yds) at New England
OPPONENT:	11/28/10	Jacoby Ford (101TD) at Oakland

KICKOFF RETURN FOR 50 YARDS OR MORE

DOLPHINS:	11/27/16	Kenyan Drake (78) vs. San Francisco
OPPONENT:	12/28/14	Chris Owusu (87) vs. New York Jets

PUNT RETURN FOR A TOUCHDOWN

DOLPHINS:	10/9/16	Jakeem Grant (74TD) vs. Tennessee
OPPONENT:	11/15/12	Leodis McKelvin (79TD) at Buffalo

PUNT RETURN FOR 50 YARDS OR MORE

DOLPHINS:	10/9/16	Jakeem Grant (74TD) vs. Tennessee
OPPONENT:	11/29/15	Jeremy Kerley (57) at New York Jets

BLOCKED PUNT RECOVERED FOR TOUCHDOWN

DOLPHINS:	12/17/16	Walt Aikens at N.Y. Jets
OPPONENT:	9/29/91	Chris Burkett vs. New York Jets

BLOCKED PUNT

DOLPHINS:	12/17/16	Walt Aikens at N.Y. Jets (<i>Blocked a Lachlan Edward punt returned 11 yards for a TD in the 3rd quarter</i>)
OPPONENT:	9/14/14	Boobie Dixon at Buffalo (<i>Block a Brandon Fields punt in the 1st quarter</i>)

DEFENSIVE TWO-POINT SCORE ON PAT ATTEMPT

DOLPHINS:	12/11/16	Dolphins (J. Phillips) blocked Arizona's (C. Catanzaro) PAT. W. Aikens returned the PAT for two points
OPPONENT:		Has never happened

BLOCKED PAT

DOLPHINS:	12/11/16	Dolphins (J. Phillips) blocked Arizona's (C. Catanzaro) extra point vs. Arizona
OPPONENT:	11/15/09	Tampa Bay (D. Penn) blocked Dolphins' (D. Carpenter) extra point vs. Tampa Bay

MISSED (NOT BLOCKED) PAT

DOLPHINS:	12/17/16	Andrew Franks at N.Y. Jets
OPPONENT:	12/11/16	Chandler Catanzaro vs. Arizona

BLOCKED FIELD GOAL

DOLPHINS:	11/9/14	Earl Mitchell at Detroit (Matt Prater 42-yd attempt)
OPPONENT:	10/16/16	Daniel McCullers vs. Pittsburgh (Andrew Franks 24-yd attempt)

BLOCKED FIELD GOAL RETURNED FOR A TD

DOLPHINS:	12/19/71	Curtis Johnson (47TD) on Tim Webster attempt vs. Green Bay
OPPONENT:	12/14/14	Kyle Arrington (62TD) on Caleb Sturgis attempt vs. New England

INDIVIDUAL WITH SIX-OR-MORE FIELD GOALS ATTEMPTED

DOLPHINS:	11/28/10	Dan Carpenter (4-6) at Oakland (49, 51SH, 23, 44, 49 WR, 25)
OPPONENT:	9/25/16	Cody Parkey (3-6) vs. Cleveland (41WL, 46, 48, 42 WL, 38, 46 WL)

INDIVIDUAL WITH SIX-OR-MORE FIELD GOALS MADE

DOLPHINS:	10/17/99	Olindo Mare (6-6) at New England (20, 33, 45, 45, 41, 53)
OPPONENT:		N/A

INDIVIDUAL WITH FIVE-OR-MORE FIELD GOALS ATTEMPTED

DOLPHINS:	10/16/16	Andrew Franks (3-5) in Miami (30, 23, 30, 24B, 50 WL)
OPPONENT:	9/29/16	Mike Nugent (5-5) at Cincinnati (42, 22, 43, 22, 47)

INDIVIDUAL WITH FIVE-OR-MORE FIELD GOALS MADE

DOLPHINS:	10/31/10	Dan Carpenter (5-5) at Cincinnati (38, 42, 24, 54, 31)
OPPONENT:	9/29/16	Mike Nugent (5-5) at Cincinnati (42, 22, 43, 22, 47)

INDIVIDUAL WITH FOUR-OR-MORE FIELD GOALS ATTEMPTED

DOLPHINS:	10/16/16	Andrew Franks (3-5) in Miami (30, 23, 30, 24B, 50 WL)
OPPONENT:	9/29/16	Mike Nugent (5-5) at Cincinnati (42, 22, 43, 22, 47)

INDIVIDUAL WITH FOUR-OR-MORE FIELD GOALS MADE

DOLPHINS:	9/7/14	Caleb Sturgis (4-4) vs. New England (38, 24, 22, 27)
OPPONENT:	9/29/16	Mike Nugent (5-5) at Cincinnati (42, 22, 43, 22, 47)

INDIVIDUAL WITH THREE-OR-MORE FIELD GOALS ATTEMPTED

DOLPHINS:	12/24/16	Andrew Franks (2-3) at Buffalo (46LU, 55, 27)
OPPONENT:	1/1/17	Stephen Gostkowski (2-3) vs. Patriots (40, 26, 52WR)

INDIVIDUAL WITH THREE-OR-MORE FIELD GOALS MADE

DOLPHINS:	10/16/16	Andrew Franks (3-5) in Miami (30, 23, 30, 24B, 50WL)
OPPONENT:	11/6/16	Nick Folk (3-3) vs. N.Y. Jets (23, 21, 28)

SUCCESSFUL ONSIDES KICK

DOLPHINS:	10/28/12	Dolphins win at New York Jets
OPPONENT:	12/18/11	Dolphins win at Buffalo

FAILED ONSIDES KICK ATTEMPT

DOLPHINS:	12/20/15	Dolphins loss at San Diego
OPPONENT:	10/23/16	Dolphins win vs. Buffalo



THE LAST TIME... (POSTSEASON TEAM)

SHUTOUT

DOLPHINS:	1/10/93	Dolphins win vs. San Diego, 31-0
OPPONENT:	1/6/01	Raiders win at Oakland, 27-0

SAFETY SCORED

DOLPHINS:	12/24/78	Dan Pastorini (HOU) runs out of the end zone vs. Houston
OPPONENT:	1/8/95	Bernie Parmalee is tackle in the end zone by Reuben Davis at San Diego

THE LAST TIME... (POSTSEASON OFFENSE)

INDIVIDUAL 200-YARD RUSHING GAME

DOLPHINS:	12/30/00	Lamar Smith vs. Indianapolis (209 yards)
OPPONENT:	N/A	

INDIVIDUAL 100-YARD RUSHING GAME

DOLPHINS:	12/30/00	Lamar Smith vs. Indianapolis (209 yards)
OPPONENT:	1/8/17	Le'Veon Bell at Pittsburgh (167 yards)

100 YARDS RUSHING IN A HALF

DOLPHINS:	N/A	
OPPONENT:	1/15/00	Fred Taylor at Jacksonville (135 yards in first half)

TWO 100-YARD RUSHERS

DOLPHINS:	N/A
OPPONENT:	N/A

INDIVIDUAL 100-YARDS RUSHING AND RECEIVING GAME

DOLPHINS:	N/A
OPPONENT:	N/A

INDIVIDUAL 400-YARD PASSING GAME

DOLPHINS:	12/30/95	Dan Marino at Buffalo (422 yards)
OPPONENT:	1/2/82	Dan Fouts vs. San Diego (433 yards)

INDIVIDUAL 300-YARD PASSING GAME

DOLPHINS:	12/30/95	Dan Marino at Buffalo (422 yards)
OPPONENT:	1/2/99	Doug Flutie vs. Buffalo (360 yards)

INDIVIDUAL 200-YARD RECEIVING GAME

DOLPHINS:	N/A	
OPPONENT:	1/2/99	Eric Moulds vs. Buffalo (240 yards)

INDIVIDUAL 100-YARD RECEIVING GAME

DOLPHINS:	1/8/17	Jarvis Landry at Pittsburgh (102 yards)
OPPONENT:	1/8/17	Antonio Brown at Pittsburgh (124 yards)

100-YARDS RECEIVING IN A HALF

DOLPHINS:	12/30/95	O.J. McDuffie at Buffalo (111 yards in second half)
OPPONENT:	1/8/17	Antonio Brown at Pittsburgh (125 yards in first half)

TWO 100-YARD RECEIVERS

DOLPHINS:	1/6/85	Mark Duper (148 yards); Tony Nathan (114 yards) vs. Pittsburgh
OPPONENT:	1/12/91	James Lofton (149 yards); Andre Reed (122 yards) at Buffalo

INDIVIDUAL WITH FIVE-OR-MORE TOUCHDOWN PASSES

DOLPHINS:	N/A
OPPONENT:	N/A

INDIVIDUAL WITH FOUR-OR-MORE TOUCHDOWN PASSES

DOLPHINS:	1/6/85	Dan Marino vs. Pittsburgh
OPPONENT:	12/21/74	Ken Stabler at Oakland

INDIVIDUAL WITH THREE-OR-MORE TOUCHDOWN PASSES

DOLPHINS:	1/8/95	Dan Marino at San Diego
OPPONENT:	1/20/85	Joe Montana vs. San Francisco, Super Bowl XIX

INDIVIDUAL WITH THREE-OR-MORE TOUCHDOWN RECEPTIONS

DOLPHINS:	N/A
OPPONENT:	N/A

INDIVIDUAL WITH TWO-OR-MORE TOUCHDOWN RECEPTIONS

DOLPHINS:	1/8/85	Keith Jackson at San Diego
OPPONENT:	1/8/17	Antonio Brown at Pittsburgh

INDIVIDUAL WITH FOUR-OR-MORE RUSHING TOUCHDOWNS

DOLPHINS:	N/A
OPPONENT:	N/A

INDIVIDUAL WITH THREE-OR-MORE RUSHING TOUCHDOWNS

DOLPHINS:	12/30/73	Larry Csonka vs. Oakland
OPPONENT:	N/A	Colts win at Indianapolis, 23-20 (419)

INDIVIDUAL WITH TWO-OR-MORE RUSHING TOUCHDOWNS

DOLPHINS:	12/30/00	Lamar Smith vs Indianapolis
OPPONENT:	1/8/17	Le'Veon Bell at Pittsburgh

SUCCESSFUL TWO-POINT CONVERSION

DOLPHINS:	1/2/99	Stanley Pritchett run vs. Buffalo
OPPONENT:	12/30/00	Ken Dilger pass from Peyton Manning vs. Indianapolis



THE LAST TIME... (POSTSEASON DEFENSE)

INTERCEPTION RETURN FOR A TOUCHDOWN

DOLPHINS: 1/23/83 A.J. Duhe vs. N.Y. Jets (35 yards)
Opponent: 1/4/09 Ed Reed vs. Baltimore (64 yards)

FUMBLE RETURN FOR A TOUCHDOWN

DOLPHINS: N/A
OPPONENT: 1/15/00 Tony Brackens at Jacksonville (16 yards)

INDIVIDUAL WITH THREE-OR-MORE INTERCEPTIONS

DOLPHINS: 1/23/83 A.J. Duhe vs. N.Y. Jets
OPPONENT: N/A

INDIVIDUAL WITH TWO-OR-MORE INTERCEPTIONS

DOLPHINS: 1/10/93 Troy Vincent vs. San Diego
OPPONENT: 1/4/09 Ed Reed vs. Baltimore

INDIVIDUAL WITH THREE-OR-MORE SACKS

DOLPHINS: 1/9/00 Trace Armstrong at Seattle
OPPONENT: N/A

INDIVIDUAL WITH TWO-OR-MORE SACKS

DOLPHINS: 1/9/00 Trace Armstrong at Seattle (3)
OPPONENT: 1/8/17 Lawrence Timmons at Pittsburgh

THE LAST TIME... (POSTSEASON SPECIAL TEAMS)

KICKOFF RETURN FOR A TOUCHDOWN

DOLPHINS: 1/30/83 Fulton Walker vs. Washington, Super Bowl XVII (98 yards)
Opponent: 1/9/00 Charlie Rogers at Seattle (85 yards)

PUNT RETURN FOR A TOUCHDOWN

DOLPHINS: N/A
OPPONENT: 1/2/82 Wes Chandler, vs. San Diego (56 yards)

BLOCKED FIELD GOAL

DOLPHINS: 12/31/83 William Judson vs. Seattle (Norm Johnson, 48 yards)
OPPONENT: 1/2/82 Leroy Jones vs. San Diego (Uwe von Schamann, 34 yards)

BLOCKED FIELD GOAL RETURN FOR A TOUCHDOWN

DOLPHINS: N/A
OPPONENT: N/A

BLOCKED PUNT

DOLPHINS: 1/23/83 Don McNeal vs. N.Y. Jets (Chuck Ramsey)
OPPONENT: 1/15/00 Corey Chamblin at Jacksonville (Tom Hutton)

BLOCKED PUNT RETURN FOR A TOUCHDOWN

DOLPHINS: 12/24/72 Charlie Babb vs. Cleveland (5 yards)
OPPONENT: N/A

MISSED PAT

DOLPHINS: 1/4/09 Dan Carpenter vs. Baltimore
OPPONENT: 1/8/17 Chris Boswell at Pittsburgh

INDIVIDUAL WITH FOUR-OR-MORE FIELD GOALS MADE

DOLPHINS: N/A
OPPONENT: 1/17/93 Steve Christie vs. Buffalo (5)

INDIVIDUAL WITH THREE-OR-MORE FIELD GOALS MADE

DOLPHINS: 1/2/99 Olindo Mare vs. Buffalo
OPPONENT: 12/30/00 Mike Vanderjagt vs. Indianapolis



FINAL 2016 NFL STANDINGS

AMERICAN FOOTBALL CONFERENCE											
EAST DIVISION											
TEAM	W	L	T	PCT	PF	PA	HOME	AWAY	CONF	DIV	STREAK
z-New England Patriots	14	2	0	.875	441	250	6-2-0	8-0-0	11-1-0	5-1-0	Won 7
X-MIAMI DOLPHINS	10	6	0	.625	363	380	6-2-0	4-4-0	7-5-0	4-2-0	LOST 1
Buffalo Bills	7	9	0	.438	399	378	4-4-0	3-5-0	4-8-0	1-5-0	Lost 2
New York Jets	5	11	0	.313	275	409	2-6-0	3-5-0	4-8-0	2-4-0	Won 1
NORTH DIVISION											
TEAM	W	L	T	PCT	PF	PA	HOME	AWAY	CONF	DIV	STREAK
y-Pittsburgh Steelers	11	5	0	.688	399	327	6-2-0	5-3-0	9-3-0	5-1-0	Won 7
Baltimore Ravens	8	8	0	.500	343	321	6-2-0	2-6-0	7-5-0	4-2-0	Lost 2
Cincinnati Bengals	6	9	1	.406	325	315	4-3-1	2-6-0	5-7-0	3-3-0	Won 1
Cleveland Browns	1	15	0	.063	264	452	1-7-0	0-8-0	1-11-0	0-6-0	Lost 1
SOUTH DIVISION											
TEAM	W	L	T	PCT	PF	PA	HOME	AWAY	CONF	DIV	STREAK
y-Houston Texans	9	7	0	.563	279	328	7-1-0	2-6-0	7-5-0	5-1-0	Lost 1
Tennessee Titans	9	7	0	.563	381	378	5-3-0	4-4-0	6-6-0	2-4-0	Won 1
Indianapolis Colts	8	8	0	.500	411	392	4-4-0	4-4-0	5-7-0	3-3-0	Won 1
Jacksonville Jaguars	3	13	0	.188	318	400	2-6-0	1-7-0	2-10-0	2-4-0	Lost 1
WEST DIVISION											
TEAM	W	L	T	PCT	PF	PA	HOME	AWAY	CONF	DIV	STREAK
y-Kansas City Chiefs	12	4	0	.750	389	311	6-2-0	6-2-0	9-3-0	6-0-0	Won 2
x-Oakland Raiders	12	4	0	.750	416	385	6-2-0	6-2-0	9-3-0	3-3-0	Lost 1
Denver Broncos	9	7	0	.563	333	297	5-3-0	4-4-0	6-6-0	2-4-0	Won 1
San Diego Chargers	5	11	0	.313	410	423	3-5-0	2-6-0	4-8-0	1-5-0	Lost 5

NATIONAL FOOTBALL CONFERENCE											
EAST DIVISION											
TEAM	W	L	T	PCT	PF	PA	HOME	AWAY	CONF	DIV	STREAK
z-Dallas Cowboys	13	3	0	.813	421	306	7-1-0	6-2-0	9-3-0	3-3-0	Lost 1
x-New York Giants	11	5	0	.688	310	284	7-1-0	4-4-0	8-4-0	4-2-0	Won 1
Washington Redskins	8	7	1	.531	396	383	4-4-0	4-3-1	6-6-0	3-3-0	Lost 1
Philadelphia Eagles	7	9	0	.438	367	331	6-2-0	1-7-0	5-7-0	2-4-0	Won 2
NORTH DIVISION											
TEAM	W	L	T	PCT	PF	PA	HOME	AWAY	CONF	DIV	STREAK
y-Green Bay Packers	10	6	0	.625	432	388	6-2-0	4-4-0	8-4-0	5-1-0	Won 6
x-Detroit Lions	9	7	0	.563	346	358	6-2-0	3-5-0	7-5-0	3-3-0	Lost 3
Minnesota Vikings	8	8	0	.500	327	307	5-3-0	3-5-0	5-7-0	2-4-0	Won 1
Chicago Bears	3	13	0	.188	279	399	3-5-0	0-8-0	3-9-0	2-4-0	Lost 4
SOUTH DIVISION											
TEAM	W	L	T	PCT	PF	PA	HOME	AWAY	CONF	DIV	STREAK
y-Atlanta Falcons	11	5	0	.688	540	406	5-3-0	6-2-0	9-3-0	5-1-0	Won 4
Tampa Bay Buccaneers	9	7	0	.563	354	369	4-4-0	5-3-0	7-5-0	4-2-0	Won 1
New Orleans Saints	7	9	0	.438	469	454	4-4-0	3-5-0	6-6-0	2-4-0	Lost 1
Carolina Panthers	6	10	0	.375	369	402	4-4-0	2-6-0	5-7-0	1-5-0	Lost 2
WEST DIVISION											
TEAM	W	L	T	PCT	PF	PA	HOME	AWAY	CONF	DIV	STREAK
y-Seattle Seahawks	10	5	1	.656	354	292	7-1-0	3-4-1	6-5-1	3-2-1	Won 1
Arizona Cardinals	7	8	1	.469	418	362	4-3-1	3-5-0	6-5-1	4-1-1	Won 2
Los Angeles Rams	4	12	0	.250	224	394	1-7-0	3-5-0	3-9-0	2-4-0	Lost 7
San Francisco 49ers	2	14	0	.125	309	480	1-7-0	1-7-0	2-10-0	2-4-0	Lost 1

x - Clinched Playoffs; y - Clinched Division; z - Clinched Conference