

2015 Miami Dolphins Season-In-Review



TABLE OF CONTENTS

| | |
|---|-------|
| 2015 MIAMI DOLPHINS SEASON SCHEDULE | 4-5 |
| STEPHEN ROSS BIO | 6 |
| MIKE TANNEBAUM/CHRIS GRIER BIO | 7 |
| MIAMI DOLPHINS COMPLETE 2015 SEASON | 8 |
| 2015 NFL STANDINGS | 9 |
| TEAM NOTES | 10 |
| RYAN TANNEHILL NOTES | 11 |
| OFFENSE NOTES | 12-14 |
| DEFENSE/SPECIAL TEAMS NOTES | 15-17 |
| DOLPHINS RECORD BOOK | 18 |
| 2015 NFL REGULAR SEASON RANKINGS | 19 |
| 2015 DOLPHINS STATISTICS/INDIVIDUAL DOLPHINS LEADERS | 20 |
| 2015 MIAMI DOLPHINS DRAFT CLASS | 21 |
| 2015 FREE AGENCY TRACKER | 22 |
| POSITION-BY-POSITION BREAKDOWN | 23-25 |
| MIAMI DOLPHINS 50TH SEASON ALL-TIME TEAM | 26-31 |
| MIAMI DOLPHINS ANNOUNCE THE GREATEST GAME IN DOLPHINS HISTORY | 32-33 |
| MIAMI DOLPHINS UNVEIL 50TH SEASON CELEBRATIONS | 34 |
| DOLPHINS CANCER CHALLENGE 2016 SAVE THE DATE | 35 |
| DOLPHINS ON THE AIR THIS SEASON | 36 |
| MIAMI DOLPHINS MEDIA WORKROOM ACCESS/PARKING INFO | 37 |
| GAME RECAPS | 38-69 |
| 2015 MIAMI DOLPHINS TRANSACTIONS | 70-71 |
| 2015 MIAMI DOLPHINS NUMERICAL ROSTER | 72 |
| 2015 MIAMI DOLPHINS ALPHA ROSTER | 73 |
| FLASHBACK... TO THE 2015 MIAMI DOLPHINS SEASON | 74 |
| DAN CAMPBELL BIO | 75 |
| 2015 MIAMI DOLPHINS OFFENSIVE/SPECIAL TEAMS COACHES BIOS | 76 |
| 2015 MIAMI DOLPHINS DEFENSIVE/STRENGTH COACHES BIOS | 77 |
| 2015 UPDATED PLAYER BIOS | |
| 2015 SUPPLEMENTAL STATS | |
| 2015 NFL STATS | |



PRESEASON

REGULAR SEASON — AWAY

REGULAR SEASON — HOME

NFL IMPORTANT DATES

MID-JULY

NFL Training
Camps Open

SEPTEMBER 10, 13–14

Kickoff Weekend
2015

OCTOBER 4

International Series
(London)
(Miami vs. N.Y. Jets)

NOVEMBER 3

All trading ends at
4 p.m. New York
Time

JANUARY 9-10

Wildcard Playoff
Games

JANUARY 16-17

Divisional Playoff
Games

JANUARY 24

AFC and NFC
Championship
Games


JANUARY 31


Pro Bowl
Honolulu, Hawaii


FEBRUARY 7

Super Bowl 50
Santa Clara, Calif.


AUG SEP


| 13 | |
|---|----------------------|
|  | @ Chicago Bears |
| | Soldier Field |
| | Chicago 27, Miami 10 |


| 22 | |
|---|-------------------------|
|  | @ Carolina Panthers |
| | Bank of America Stadium |
| | Carolina 31, Miami 30 |


| 29 | |
|---|---------------------|
|  | Atlanta Falcons |
| | Sun Life Stadium |
| | Miami 13, Atlanta 9 |

WFOR-TV, CBS4 will once again be the preseason home of the Dolphins as each of the four preseason contests will be shown on the CBS affiliate in the Miami-Ft. Lauderdale market. All preseason games will also be heard on WBGG 105.9FM and WINZ 940AM in Miami as well as across the Dolphins Radio Network.

| 3 | |
|---|------------------------|
|  | Tampa Bay Buccaneers |
| | Sun Life Stadium |
| | Tampa Bay 22, Miami 17 |

| 13 | |
|---|-------------------------|
|  | @ Washington Redskins |
| | FedExField |
| | Miami 17, Washington 10 |

| 20 | |
|---|---------------------------|
|  | @ Jacksonville Jaguars |
| | EverBank Field |
| | Jacksonville 23, Miami 20 |

| 27 | |
|---|----------------------|
|  | Buffalo Bills |
| | Sun Life Stadium |
| | Buffalo 41, Miami 14 |



PRESEASON

REGULAR SEASON — AWAY

REGULAR SEASON — HOME

OCT NOV DEC/JAN

| 4 | |
|---|-----------------------|
| | New York Jets |
| | Wembley Stadium |
| | New York 27, Miami 14 |

| 8 | |
|---|----------------------|
| | @ Buffalo Bills |
| | Ralph Wilson Stadium |
| | Buffalo 33, Miami 17 |

| 25 | |
|----|------------------------|
| | Baltimore Ravens |
| | Sun Life Stadium |
| | Miami 15, Baltimore 13 |

| 11 | |
|----------|--|
| Bye Week | |

| 15 | |
|----|---------------------------|
| | @ Philadelphia Eagles |
| | Lincoln Financial Field |
| | Miami 20, Philadelphia 19 |

| 14 | |
|----|-----------------------|
| | New York Giants |
| | Sun Life Stadium |
| | New York 31, Miami 24 |

| 18 | |
|----|------------------------|
| | @Tennessee Titans |
| | Nissan Stadium |
| | Miami 38, Tennessee 10 |

| 25 | |
|----|---------------------|
| | Dallas Cowboys |
| | Sun Life Stadium |
| | Dallas 24, Miami 14 |

| 20 | |
|----|------------------------|
| | @ San Diego Chargers |
| | Qualcomm Stadium |
| | San Diego 30, Miami 14 |

| 25 | |
|----|----------------------|
| | Houston Texans |
| | Sun Life Stadium |
| | Miami 44, Houston 26 |

| 29 | |
|----|-----------------------|
| | @ New York Jets |
| | MetLife Stadium |
| | New York 38, Miami 20 |

| 27 | |
|----|---------------------------|
| | Indianapolis Colts |
| | Sun Life Stadium |
| | Indianapolis 18, Miami 12 |

| 29 | |
|----|-------------------------|
| | @ New England Patriots |
| | Gillette Stadium |
| | New England 36, Miami 7 |

All Dolphins home and away games can be heard on WBGG-FM (Big 105.9) and WINZ-AM (940 – The Sports Animal), the flagship stations of the Miami Dolphins Radio Network, Dolphins.com and throughout South and Central Florida on the more than 12 stations that make up The Miami Dolphins Radio Network. In addition to the game broadcasts, a two-hour pregame and a two-hour postgame show rounds out "Dolphins Game Day Live" coverage on WBGG, WINZ, the Miami Dolphins Radio Network and Dolphins.com.

| 3 | |
|---|--------------------------|
| | New England Patriots |
| | Sun Life Stadium |
| | Miami 20, New England 10 |



Stephen Ross

Chairman of the Board/
Managing General Partner

COLLEGE: MICHIGAN
NFL: EIGHTH SEASON
DOLPHINS: EIGHTH SEASON

Stephen M. Ross, Chairman and Founder of Related Companies – an international real estate firm – began his ownership interest in the Miami Dolphins in February of 2008 when he became a 50 percent partner with H. Wayne Huizenga in the team, Sun Life Stadium and the surrounding developable land. He increased that share to a 95 percent ownership of the team and the stadium on January 20, 2009 and assumed the responsibility of Managing General Partner of both the Dolphins and the stadium, which culminated one of his long-held dreams; Mr. Ross grew up in South Florida and the Dolphins have been a lifetime passion for him.

Under Mr. Ross' leadership, the Dolphins have become one of the most fan-friendly teams in the National Football League. They have significantly expanded the Miami Dolphins Foundation's presence in the South Florida community with a host of new civic and charitable initiatives. Additionally, Mr. Ross reached a unique agreement with Miami-Dade County in June of 2014 to modernize the home stadium of the Miami Dolphins. Phase I of the project involves changing every seat in the stadium and rebuilding the concourses on the 100 and 300 levels. Every seat in the stadium will be brand new and fans will notice improved food and enhanced concourses throughout the entire facility. Phase II will involve the installation of a state-of-the-art canopy that will keep as many as 91 percent of the spectators in the shade and protected from the rain, depending on the time of the day and the month, and four giant high-definition video boards, as well as upgrading the concourse at the 200 level. Also, Mr. Ross has lived up to his pledge to provide the coaches, staff and players all of the necessary resources to build a winning team, including a multi-million dollar renovation of the club's training facility over the past two seasons.

In 2012, Mr. Ross and Matt Higgins founded RSE Ventures, a multi-national sports and entertainment venture firm with a focus on new technologies. Today, RSE Ventures owns and operates a diverse group of companies in four interrelated verticals: Sports, Entertainment, Digital, and New Ventures. In addition to building businesses, RSE also actively invests in early stage companies through its partnership with marketing expert and serial entrepreneur, Gary Vaynerchuk. In the summer of 2013, RSE revolutionized the international soccer landscape by organizing the Guinness International Champions Cup, an innovative transformation of the traditional European club preseason tours into a competitive tournament which has attracted hundreds of millions of viewers. The championship game of the tournament is held at Sun Life Stadium.

Mr. Ross, a resident of Palm Beach and New York, formed Related in 1972. Today, the company is considered one of the most successful privately owned real estate firms in the United States, with expertise in fund management, development, acquisitions, property management, marketing and sales. Related is one of the largest owners of affordable housing, has real estate assets valued at \$20 billion and has developed over \$22 billion in real estate assets including the landmark Time Warner Center and Hudson Yards development in New York City, and CityPlace in West Palm Beach.

Mr. Ross graduated from the University of Michigan with a Bachelor of Business Administration degree and from Wayne State University Law School with a Juris Doctor degree. He later received a Master of Laws in Taxation from New York University School of Law. In 2004, the University of Michigan renamed its business school the Stephen M. Ross School of Business at the University of Michigan and in 2011, the school awarded him an honorary Doctor of Laws degree at its commencement.

Mr. Ross is Chairman of the Board of Directors of Equinox Holdings, Inc., and serves on the Executive Committee and is a trustee of Lincoln Center. In addition, he is a trustee of New York-Presbyterian Hospital and the Guggenheim Foundation. He also is a director on the board of the Culture Shed and the Jackie Robinson Foundation and Chair Emeritus of the Real Estate Board of New York (REBNY), the city's leading real estate trade association. Mr. Ross is also a director on the board of the World Resources Institute (WRI) and recently established the WRI Ross Center for Sustainable Cities, an innovative new initiative to integrate urban planning, sustainable transport, energy and climate change, water resources, and governance.

Over the years, Mr. Ross has received numerous honors for his business, civic, and philanthropic activities. Most recently, he was named a New York Power Player by the New York Times, the Most Powerful Person in New York Real Estate by the New York Observer, Multi-Family Property Executive of the Year by Commercial Property News, and Housing Person of the Year by the National Housing Conference. He also received The National Building Museum Honor Award, REBNY's Harry B. Helmsley Distinguished New Yorker Award and the Jack D. Weiler Award from United Jewish Appeal. Crain's New York named Mr. Ross one of the 100 Most Influential Leaders in Business and he was recognized by NYC & Company with their Leadership in Tourism Award.

In May of 2013, Mr. Ross pledged to give more than half of his estate to philanthropic causes and charitable organizations, including South Florida based institutions. The commitment was made through the Giving Pledge, a long-term global initiative created by Warren Buffett and Bill and Melinda Gates that aims to inspire deeper engagement in philanthropy and increase charitable giving globally.

In February of 2014, Mr. Ross spearheaded a white paper with the NYU Sports and Society program, headed by University Professor Arthur R. Miller and NYU Law Dean and founder of the Sports and Society Program Trevor Morrison, examining the phenomenon of intolerant behavior in sports, and proposing a comprehensive range of initiatives focused on youth athletics to combat them. Mr. Ross is working with Morrison, Miller a team of NYU Law faculty, alumni, and students, as well as faculty affiliated with NYU to work on a range of linked projects examining the issue.





Mike Tannenbaum

Executive Vice President of Football Operations

COLLEGE: MASSACHUSETTS
NFL: 19TH SEASON
DOLPHINS: FIRST SEASON

PRO CAREER

Miami Dolphins Chairman of the Board and Managing General Partner Stephen Ross announced on January 6, 2015 that Mike Tannenbaum has been named the team's Executive Vice President of Football Operations. Tannenbaum brings 19 years of scouting and personnel experience to his role with the Dolphins. He oversees all aspects of football operations, reporting directly to Mr. Ross. Tannenbaum joined the Dolphins as a consultant in August 2014 and served as a principal at Priority Sports and Entertainment as an agent. Prior to joining Priority, Tannenbaum spent 16 seasons (1997-2012) in various roles for the New York Jets, including his final seven years (2006-12) as the team's Executive Vice President and General Manager. During his time as general manager, the Jets went to two AFC Championship games. Tannenbaum began his tenure in New York as Director of Player Contracts in 1997 and was promoted to Assistant General Manager and Director of Pro Personnel in 2001. In 2004, he was elevated to the role of Assistant General Manager and Senior Vice President of Football Operations before taking on the role of General Manager prior to the 2006 season.

BACKGROUND

Tannenbaum began his career in the NFL with the New Orleans Saints in 1994 before accepting the position of Player Personnel Assistant with the Cleveland Browns in 1995. He returned to the Saints for the 1996 season as a Player Personnel Assistant prior to joining the Jets in 1997.

PERSONAL

A native of Needham, Massachusetts, Tannenbaum received a degree in accounting from the University of Massachusetts-Amherst and graduated cum laude from Tulane University Law School.



Chris Grier

General Manager

COLLEGE: MASSACHUSETTS
NFL: 21ST SEASON
DOLPHINS: 16TH SEASON

PRO CAREER

The Miami Dolphins named Chris Grier as the team's General Manager on January 4, 2016. In his role, Grier will oversee the draft and personnel departments. Grier recently finished his 16th season with the Dolphins and ninth as the team's Director of College Scouting. He served as an area scout with the club from 2000-02 before being promoted to National Scout/Assistant Director of College Scouting in 2003. He joined the club after spending the previous five years in the personnel department with the New England Patriots.

BACKGROUND

Grier started his NFL career with the Patriots as an intern in 1994. He joined the club on a full-time basis the following year, and served as a regional scout until joining the Dolphins in 2000. He attended the University of Massachusetts-Amherst where he majored in journalism and played football for two years. Grier spent his final two years there as an undergraduate assistant.

PERSONAL

Grier is the son of Bobby Grier, the former Vice President-Player Personnel with the New England Patriots who currently is the Associate Director of Pro Scouting with the Houston Texans. Chris' brother, Michael, played for the Edmonton Oilers, Washington Capitals, San Jose Sharks and Buffalo Sabres of the National Hockey League. He is currently a personnel scout with the Chicago Blackhawks.





MIAMI DOLPHINS COMPLETE 2015 SEASON

DOLPHINS 2016 OPPONENTS

Fourteen of Miami's 16 opponents for next year already were determined prior to the start of the 2015 season. In addition to home and away games against their three AFC East opponents (Buffalo, New England, New York Jets) next season, the Dolphins will face the four teams from the AFC North and the four teams from the NFC West. The Dolphins' remaining two foes for next year - Tennessee (home) and San Diego (away) - were based on their fourth place finish in the AFC East. The combined record of Miami's home opponents next season is 64-64 and 68-60 for road opponents. Five of Miami's opponents next season qualified for the playoffs in 2015.

2016 HOME OPPONENTS

| TEAM | W | L | T |
|----------------------|-----------|-----------|----------|
| Buffalo Bills | 8 | 8 | 0 |
| New England Patriots | 12 | 4 | 0 |
| New York Jets | 10 | 6 | 0 |
| Arizona Cardinals | 13 | 3 | 0 |
| Cleveland Browns | 3 | 13 | 0 |
| Pittsburgh Steelers | 10 | 6 | 0 |
| San Francisco 49ers | 5 | 11 | 0 |
| Tennessee Titans | 3 | 13 | 0 |
| TOTAL | 64 | 64 | 0 |

2016 AWAY OPPONENTS

| TEAM | W | L | T |
|----------------------|-----------|-----------|----------|
| Buffalo Bills | 8 | 8 | 0 |
| New England Patriots | 12 | 4 | 0 |
| New York Jets | 10 | 6 | 0 |
| Baltimore Ravens | 5 | 11 | 0 |
| Cincinnati Bengals | 12 | 4 | 0 |
| St. Louis Rams | 7 | 9 | 0 |
| Seattle Seahawks | 10 | 6 | 0 |
| San Diego Chargers | 4 | 12 | 0 |
| TOTAL | 68 | 60 | 0 |

2015 AFC EAST STANDINGS

| TEAM | W | L | PCT | PF | PA |
|----------|----|----|------|-----|-----|
| Patriots | 12 | 4 | .750 | 465 | 315 |
| Jets | 10 | 6 | .625 | 387 | 314 |
| Bills | 8 | 8 | .500 | 379 | 359 |
| Dolphins | 6 | 10 | .375 | 310 | 389 |

2016 TENTATIVE DRAFT ORDER - BASED OFF END OF 2015 REGULAR SEASON

| TEAM | W | L | T | PCT | OPP W | OPP L | OPP T | SOS |
|----------|----|----|---|------|-------|-------|-------|------|
| 1. Ten | 3 | 13 | 0 | .133 | 126 | 130 | 0 | .492 |
| 2. Cle | 3 | 13 | 0 | .133 | 136 | 120 | 0 | .531 |
| 3. SD | 4 | 12 | 0 | .250 | 135 | 121 | 0 | .527 |
| 4. Dal | 4 | 12 | 0 | .250 | 136 | 120 | 0 | .531 |
| 5. Jax | 5 | 11 | 0 | .313 | 121 | 135 | 0 | .473 |
| 6. Bal | 5 | 11 | 0 | .313 | 130 | 126 | 0 | .508 |
| 7. SF | 5 | 11 | 0 | .313 | 138 | 118 | 0 | .539 |
| 8. MIA | 6 | 10 | 0 | .375 | 120 | 136 | 0 | .469 |
| 9. TB | 6 | 10 | 0 | .375 | 124 | 132 | 0 | .484 |
| 10. NYG | 6 | 10 | 0 | .375 | 128 | 128 | 0 | .500 |
| 11. Chi | 6 | 10 | 0 | .375 | 140 | 116 | 0 | .547 |
| 12. NO | 7 | 9 | 0 | .438 | 129 | 127 | 0 | .504 |
| 13. Phi | 7 | 9 | 0 | .438 | 130 | 126 | 0 | .508 |
| 14. Oak | 7 | 9 | 0 | .438 | 131 | 125 | 0 | .512 |
| 15. Stl | 7 | 9 | 0 | .438 | 135 | 121 | 0 | .527 |
| 16. Det | 7 | 9 | 0 | .438 | 137 | 119 | 0 | .535 |
| 17. Atl | 8 | 8 | 0 | .500 | 123 | 133 | 0 | .480 |
| 18. Ind | 8 | 8 | 0 | .500 | 128 | 128 | 0 | .500 |
| 19. Buf | 8 | 8 | 0 | .500 | 130 | 126 | 0 | .508 |
| 20. NYJ | 10 | 6 | 0 | .625 | 113 | 143 | 0 | .441 |
| 21. Was* | 7 | 9 | 0 | .563 | 119 | 137 | 0 | .465 |
| 22. Hou* | 7 | 9 | 0 | .563 | 127 | 129 | 0 | .496 |
| 23. Pit* | 10 | 6 | 0 | .625 | 129 | 127 | 0 | .504 |
| 24. Sea* | 10 | 6 | 0 | .625 | 133 | 123 | 0 | .520 |
| 25. GB* | 10 | 6 | 0 | .625 | 136 | 120 | 0 | .531 |
| 26. KC* | 11 | 5 | 0 | .688 | 127 | 129 | 0 | .496 |
| 27. Min* | 11 | 5 | 0 | .688 | 129 | 127 | 0 | .504 |
| 28. NE* | 12 | 4 | 0 | .750 | 121 | 135 | 0 | .473 |
| 29. Cin* | 12 | 4 | 0 | .750 | 122 | 134 | 0 | .477 |
| 30. Den* | 12 | 4 | 0 | .750 | 128 | 128 | 0 | .500 |
| 31. Ari* | 13 | 3 | 0 | .813 | 122 | 134 | 0 | .477 |
| 32. Car* | 15 | 1 | 0 | .938 | 113 | 143 | 0 | .41 |

* - Subject to Playoffs

- Subject to Coin Flip

COMMUNICATIONS DEPARTMENT

INTERVIEW REQUESTS

All interview requests for Miami Dolphins executives, coaches and players should go through the Dolphins Communications Department. These should be submitted no later than 24 hours in advance.



JASON JENKINS

Sr. VP, Communications and Community Affairs

O: 954-452-7174
M: 954-290-6864
JJenkins@dolphins.com



MATT TAYLOR

Director of Football Communications

O: 954-452-7179
M: 954-649-7505
MattTaylor@dolphins.com



THERESA MANAHAN

Communications Manager

O: 305-943-1451
M: 904-838-7160
TManahan@dolphins.com



BRETT BRECHEISEN

Football Communications Manager

O: 954-452-7173
M: 954-610-8660
BBrecheisen@dolphins.com



GAYLE BADEN

Communications Coordinator

O: 954-452-7173
M: 954-610-8660
GBaden@dolphins.com



TIM AKINS

Communications Staff Assistant

O: 954-452-7187
M: 863-899-7915
TAKins@dolphins.com



JACKSON GASKINS

Communications Staff Assistant

O: 954-452-7047
M: 916-616-3978
JGaskins@dolphins.com



2015 NFL STANDINGS

AMERICAN FOOTBALL CONFERENCE

East Division

| Team | W | L | T | Pct | PF | PA | Home | Away | Conf | Div | Streak |
|------------------------|----------|-----------|----------|-------------|------------|------------|--------------|--------------|--------------|--------------|--------------|
| y-New England Patriots | 12 | 4 | 0 | .750 | 465 | 315 | 7-1-0 | 5-3-0 | 9-3-0 | 4-2-0 | Lost 2 |
| New York Jets | 10 | 6 | 0 | .625 | 387 | 314 | 6-2-0 | 4-4-0 | 7-5-0 | 3-3-0 | Lost 1 |
| Buffalo Bills | 8 | 8 | 0 | .500 | 379 | 359 | 5-3-0 | 3-5-0 | 7-5-0 | 4-2-0 | Won 2 |
| MIAMI DOLPHINS | 6 | 10 | 0 | .375 | 310 | 389 | 3-5-0 | 3-5-0 | 4-8-0 | 1-5-0 | WON 1 |

North Division

| Team | W | L | T | Pct | PF | PA | Home | Away | Conf | Div | Streak |
|-----------------------|----|----|---|------|-----|-----|-------|-------|--------|-------|--------|
| y-Cincinnati Bengals | 12 | 4 | 0 | .750 | 419 | 279 | 6-2-0 | 6-2-0 | 9-3-0 | 5-1-0 | Won 1 |
| x-Pittsburgh Steelers | 10 | 6 | 0 | .625 | 423 | 319 | 6-2-0 | 4-4-0 | 7-5-0 | 3-3-0 | Won 1 |
| Baltimore Ravens | 5 | 11 | 0 | .313 | 328 | 401 | 3-5-0 | 2-6-0 | 4-8-0 | 3-3-0 | Lost 1 |
| Cleveland Browns | 3 | 13 | 0 | .188 | 278 | 432 | 2-6-0 | 1-7-0 | 2-10-0 | 1-5-0 | Lost 3 |

South Division

| Team | W | L | T | Pct | PF | PA | Home | Away | Conf | Div | Streak |
|----------------------|---|----|---|------|-----|-----|-------|-------|--------|-------|--------|
| y-Houston Texans | 9 | 7 | 0 | .563 | 339 | 313 | 5-3-0 | 4-4-0 | 7-5-0 | 5-1-0 | Won 3 |
| Indianapolis Colts | 8 | 8 | 0 | .500 | 333 | 408 | 4-4-0 | 4-4-0 | 6-6-0 | 4-2-0 | Won 2 |
| Jacksonville Jaguars | 5 | 11 | 0 | .313 | 376 | 448 | 4-4-0 | 1-7-0 | 5-7-0 | 2-4-0 | Lost 3 |
| Tennessee Titans | 3 | 13 | 0 | .188 | 299 | 423 | 1-7-0 | 2-6-0 | 1-11-0 | 1-5-0 | Lost 4 |

West Division

| Team | W | L | T | Pct | PF | PA | Home | Away | Conf | Div | Streak |
|----------------------|----|----|---|------|-----|-----|-------|-------|--------|-------|--------|
| z-Denver Broncos | 12 | 4 | 0 | .750 | 355 | 296 | 6-2-0 | 6-2-0 | 8-4-0 | 4-2-0 | Won 2 |
| x-Kansas City Chiefs | 11 | 5 | 0 | .688 | 405 | 287 | 6-2-0 | 5-3-0 | 10-2-0 | 5-1-0 | Won 10 |
| Oakland Raiders | 7 | 9 | 0 | .438 | 359 | 399 | 3-5-0 | 4-4-0 | 7-5-0 | 3-3-0 | Lost 1 |
| San Diego Chargers | 4 | 12 | 0 | .250 | 320 | 398 | 3-5-0 | 1-7-0 | 3-9-0 | 0-6-0 | Lost 2 |

NATIONAL FOOTBALL CONFERENCE

East Division

| Team | W | L | T | Pct | PF | PA | Home | Away | Conf | Div | Streak |
|-----------------------|---|----|---|------|-----|-----|-------|-------|-------|-------|--------|
| y-Washington Redskins | 9 | 7 | 0 | .563 | 388 | 379 | 6-2-0 | 3-5-0 | 8-4-0 | 4-2-0 | Won 4 |
| Philadelphia Eagles | 7 | 9 | 0 | .438 | 377 | 430 | 3-5-0 | 4-4-0 | 4-8-0 | 3-3-0 | Won 1 |
| New York Giants | 6 | 10 | 0 | .375 | 420 | 442 | 3-5-0 | 3-5-0 | 4-8-0 | 2-4-0 | Lost 3 |
| Dallas Cowboys | 4 | 12 | 0 | .250 | 275 | 374 | 1-7-0 | 3-5-0 | 3-9-0 | 3-3-0 | Lost 4 |

North Division

| Team | W | L | T | Pct | PF | PA | Home | Away | Conf | Div | Streak |
|---------------------|----|----|---|------|-----|-----|-------|-------|-------|-------|--------|
| y-Minnesota Vikings | 11 | 5 | 0 | .688 | 365 | 302 | 6-2-0 | 5-3-0 | 8-4-0 | 5-1-0 | Won 3 |
| x-Green Bay Packers | 10 | 6 | 0 | .625 | 368 | 323 | 5-3-0 | 5-3-0 | 7-5-0 | 3-3-0 | Lost 2 |
| Detroit Lions | 7 | 9 | 0 | .438 | 358 | 400 | 4-4-0 | 3-5-0 | 4-8-0 | 3-3-0 | Won 3 |
| Chicago Bears | 6 | 10 | 0 | .375 | 335 | 397 | 1-7-0 | 3-5-0 | 3-9-0 | 1-5-0 | Lost 1 |


South Division

| Team | W | L | T | Pct | PF | PA | Home | Away | Conf | Div | Streak |
|----------------------|----|----|---|------|-----|-----|-------|-------|--------|-------|--------|
| z-Carolina Panthers | 15 | 1 | 0 | .938 | 500 | 308 | 8-0-0 | 7-1-0 | 11-1-0 | 4-1-0 | Won 1 |
| Atlanta Falcons | 8 | 8 | 0 | .500 | 339 | 345 | 4-4-0 | 4-4-0 | 5-7-0 | 1-5-0 | Lost 1 |
| New Orleans Saints | 7 | 9 | 0 | .438 | 358 | 400 | 4-4-0 | 3-5-0 | 6-6-0 | 3-3-0 | Won 2 |
| Tampa Bay Buccaneers | 6 | 10 | 0 | .375 | 342 | 417 | 3-5-0 | 3-5-0 | 3-9-0 | 1-5-0 | Lost 4 |

West Division

| Team | W | L | T | Pct | PF | PA | Home | Away | Conf | Div | Streak |
|---------------------|----|----|---|------|-----|-----|-------|-------|--------|-------|--------|
| y-Arizona Cardinals | 13 | 3 | 0 | .813 | 489 | 313 | 6-2-0 | 7-1-0 | 10-2-0 | 4-2-0 | Lost 1 |
| x-Seattle Seahawks | 10 | 6 | 0 | .625 | 423 | 277 | 5-3-0 | 5-3-0 | 7-5-0 | 3-3-0 | Won 1 |
| St. Louis Rams | 7 | 9 | 0 | .438 | 280 | 330 | 5-3-0 | 2-6-0 | 6-6-0 | 4-2-0 | Lost 1 |
| San Francisco 49ers | 5 | 11 | 0 | .313 | 238 | 387 | 4-4-0 | 1-7-0 | 4-8-0 | 1-5-0 | Won 1 |

x - Clinched Playoffs; y - Clinched Division; z - Clinched Conference



DOLPHINS AMONG LEAST PENALIZED

Since 2012, the Dolphins' 367 penalties committed for 3,047 yards are the fifth-fewest penalties and the third-lowest penalty yards in the NFL:

FEWEST PENALTIES COMMITTED, 2012-15

| TEAM | PENALTIES COMMITTED | PENALTY YARDS |
|--------|---------------------|---------------|
| 1. Atl | 343 | 3,012 |
| 2. Min | 348 | 3,158 |
| 3. Car | 364 | 3,149 |
| 4. NYG | 366 | 3,039 |
| 5. MIA | 367 | 3,047 |

FEWEST PENALTY YARDS, 2012-15

| TEAM | PENALTIES COMMITTED | PENALTY YARDS |
|---------|---------------------|---------------|
| 1. Atl | 343 | 3,012 |
| 2. NYG | 366 | 3,039 |
| 3. MIA | 367 | 3,047 |
| 4t. Ari | 384 | 3,066 |
| 4t. KC | 385 | 3,066 |

MIAMI RUN GAME HIGH AVERAGE 2014-15

Over the past two seasons (2014-15), Miami has carried the ball 743 times for 3,368 yards and 23 touchdowns. Miami's 4.53 yards per carry average over that time is fourth in the NFL.

NFL HIGHEST YARDS PER CARRY LEADERS, 2014-15

| TEAM | ATT | YDS | AVG | LG | TD |
|---------|-------|-------|------|-----|----|
| 1. Sea | 1,026 | 5,030 | 4.90 | 79t | 30 |
| 2t. Dal | 916 | 4,244 | 4.63 | 65t | 24 |
| 2t. KC | 856 | 3,962 | 4.63 | 63t | 37 |
| 4. MIA | 743 | 3,368 | 4.53 | 97t | 23 |
| 5. Min | 887 | 4,015 | 4.53 | 80t | 30 |

MIAMI CARRIES THE BALL 24-OR-MORE TIMES

When tallying 24-or-more rushing attempts in a game, Miami has compiled a 11-1 record since 2014. Miami closed the 2015 season rushing 34 times for 96 yards in a 20-10 win over the New England Patriots on Jan. 3, 2016.

MIAMI RUSHES 24-OR-MORE TIMES, 2014-15

| DATE | OPP | RESULT | ATT | YDS | AVG | TD |
|----------|--------|----------|-----|-----|-----|----|
| 9/7/14 | NE | W, 33-20 | 38 | 191 | 5.0 | 1 |
| 9/28/14 | at Oak | W, 38-14 | 35 | 157 | 4.5 | 2 |
| 10/19/14 | at Chi | W, 27-14 | 33 | 137 | 4.2 | 1 |
| 10/26/14 | at Jax | W, 27-13 | 24 | 148 | 6.2 | 0 |
| 11/2/14 | SD | W, 37-0 | 35 | 132 | 3.8 | 1 |
| 11/13/14 | Buf | W, 22-9 | 24 | 125 | 5.2 | 0 |
| 12/21/14 | Min | W, 37-35 | 28 | 116 | 4.1 | 1 |
| 10/18/15 | at Ten | W, 38-10 | 32 | 180 | 5.6 | 2 |
| 10/25/15 | Hou | W, 44-26 | 35 | 248 | 7.1 | 1 |
| 12/6/15 | Bal | W, 15-13 | 26 | 137 | 5.3 | 0 |
| 12/27/15 | Ind | L, 18-12 | 25 | 82 | 3.3 | 1 |
| 1/3/16 | NE | W, 20-10 | 34 | 96 | 2.8 | 0 |

DOLPHINS UNDER CAMPBELL

- With the win vs. Houston on Oct. 25, 2015, Dan Campbell became the first head coach to take over a team during a season to win first his two games since Leslie Frazier (Minnesota) and Jason Garrett (Dallas) in 2010.

- With the Dolphins scoring 82 points in his first two games, Dan Campbell became the first head coach to take over a team during a season and score 82-plus points in his first two games since Mike Holovak (Boston) in 1961 (83 points).

- With the Dolphins allowing 36 points in his first two games, Dan Campbell became the first head coach to take over a team during a season and allow 36-or-fewer points in his first two games since Romeo Crennel (Kansas City) in 2011 (30 points).

POINTS SCORED OVER TWO GAMES

With 38 points at Tennessee on Oct. 18, 2015 and 44 points vs. Houston on Oct. 25, 2015, the Dolphins scored the most points in the NFL for two straight weeks. This was the first time the Dolphins have scored the league's most points in consecutive weeks in a single season since the 1970 merger.

HIGH SCORING HALF

Miami's 41 points in the first half vs. Houston on Oct. 25, 2015 were the most in an opening half in team history. The previous high was 35 points in the first half vs. the Boston Patriots on Dec. 17, 1967.





RYAN TANNEHILL NOTES



Tannehill

TANNEHILL QB RATING

QB Ryan Tannehill's 85.2 career passer rating is the third-highest of any Dolphins quarterback in team history.

MIAMI DOLPHINS CAREER PASSER RATING (MINIMUM 250 ATTEMPTS)

| PLAYER | YEARS | RTG |
|--------------------|---------|------|
| 1. Chad Pennington | 2008-10 | 94.5 |
| 2. Dan Marino | 1983-99 | 86.4 |
| 3. RYAN TANNEHILL | 2012-15 | 85.2 |
| 4. Matt Moore | 2011-13 | 84.8 |
| 5. Bob Griese | 1967-80 | 77.1 |
| 6. Jay Fiedler | 2000-04 | 76.8 |
| 7. Earl Morrall | 1972-76 | 76.2 |
| 8. Chad Henne | 2008-11 | 75.7 |

TANNEHILL CAREER PASSING YARDS

QB Ryan Tannehill's 15,460 passing yards are the third-most in Dolphins history behind only Dan Marino (61,361) and Bob Griese (25,092).

MOST CAREER PASSING YARDS IN DOLPHINS HISTORY

| PLAYER | SEA | G | YDS | TD | INT | RATE |
|----------------|---------|-----|--------|-----|-----|------|
| Dan Marino | 1983-99 | 242 | 61,361 | 420 | 252 | 86.4 |
| Bob Griese | 1967-80 | 161 | 25,092 | 192 | 172 | 77.1 |
| RYAN TANNEHILL | 2012-15 | 64 | 15,460 | 87 | 54 | 85.2 |
| Jay Fiedler | 2000-04 | 62 | 11,040 | 66 | 63 | 76.8 |
| Chad Henne | 2008-11 | 36 | 7,114 | 31 | 37 | 75.7 |

TANNEHILL QB RATING OVER 100 = SUCCESS

In QB Ryan Tannehill's four-year career, he has had a quarterback rating of 100.0-or-higher 14 times. In those 14 games, the Dolphins are 11-3. His most recent 100.0-plus passer rating came in a 20-10 victory over the New England Patriots on Jan. 3, 2016, where he had a 112.8 passer rating.

RYAN TANNEHILL'S HIGHEST PASSER RATING, SINGLE GAME

| DATE | OPP | RTG | RESULT |
|----------|---------|-------|----------|
| 10/25/15 | vs. HOU | 158.3 | W, 44-26 |
| 11/2/14 | vs. SD | 125.6 | W, 37-0 |
| 10/19/14 | at Chi | 123.6 | W, 27-14 |
| 12/16/12 | vs. Jax | 123.2 | W, 24-3 |
| 12/15/13 | vs. NE | 120.6 | W, 24-20 |
| 12/21/14 | vs. MIN | 118.8 | W, 37-35 |
| 11/13/14 | vs. BUF | 114.8 | W, 22-9 |
| 1/3/16 | vs. NE | 112.8 | W, 20-10 |
| 10/14/12 | vs. STL | 112.0 | W, 17-14 |
| 9/28/14 | at Oak | 109.3 | W, 38-14 |
| 9/20/15 | at Jax | 108.0 | L, 20-23 |
| 9/15/13 | at IND | 107.4 | W, 24-20 |
| 11/23/14 | at Den | 104.9 | L, 39-36 |
| 11/8/15 | at Buf | 100.3 | L, 17-33 |

TANNEHILL COMPLETES

QB Ryan Tannehill completed 18 of 19 passes (94.7 percent) for 282 yards with four touchdowns, no interceptions and a 158.3 passer rating – the highest attainable mark – in the Dolphins' 44-26 win over Houston on Oct. 25, 2015. Tannehill completed his first 18 passes of the game and, combined with his seven completions in a row to close the following game at Tennessee, he set an NFL record with 25 consecutive completions, surpassing the previous mark held by Donovan McNabb, 24 in 2004.

MIAMI DOLPHINS CAREER COMPLETION PERCENTAGE (MIN. 150 COMPLETIONS)

| PLAYER | YEARS | ATT | CMP | PCT. |
|--------------------|---------|-------|-------|------|
| 1. Chad Pennington | 2008-10 | 552 | 373 | 67.6 |
| 2. RYAN TANNEHILL | 2012-15 | 2,248 | 1,392 | 61.9 |
| 3. Chad Henne | 2009-11 | 1,065 | 646 | 60.7 |
| 4. MATT MOORE | 2011-15 | 376 | 225 | 59.8 |
| 5. Dan Marino | 1983-99 | 8,358 | 4,967 | 59.4 |

TANNEHILL SETS COMPLETION RECORD

QB Ryan Tannehill completed 94.7 percent of his pass attempts vs. Houston on Oct. 25, 2015 (18-of-19), which set a team record for highest completion percentage in a single-game, surpassing the previous record of 92.3 percent (12-of-13) by Bob Griese vs. New England on Dec. 18, 1978.

HIGHEST COMPLETION PERCENTAGE BY A DOLPHINS QB (Minimum 12 Completions)

| PLAYER | DATE | OPP | COM | ATT | PCT |
|--------------------|----------|-----|-----|-----|------|
| 1. RYAN TANNEHILL | 10/25/15 | HOU | 18 | 19 | 94.7 |
| 2. Bob Griese | 12/18/78 | NE | 12 | 13 | 92.3 |
| 3. Chad Pennington | 9/21/08 | NE | 17 | 20 | 85.0 |
| 4. David Woodley* | 1/8/08 | NE | 16 | 19 | 84.2 |
| 5. Chad Henne | 12/1/75 | NE | 14 | 17 | 82.4 |

*Playoff Game

DOLPHINS ALL-TIME RUSHING RECORD BY QB


Through his four seasons, QB Ryan Tannehill is second on the Dolphins' all-time list for rushing yards by a quarterback. In Week 14 of 2015, he rushed for 24 yards and surpassed Jay Fiedler for second-place all-time. In his career, he has totaled 177 rushing attempts for 901 yards and five touchdowns.

ALL-TIME RUSHING LEADERS IN DOLPHINS HISTORY, QUARTERBACKS

| PLAYER | SEASONS | G | ATT | YDS | AVG | LG | TD |
|-------------------|---------|-----|-----|-----|-----|----|----|
| 1. Bob Griese | 1967-80 | 161 | 261 | 994 | 3.8 | 35 | 7 |
| 2. RYAN TANNEHILL | 2012-15 | 64 | 177 | 901 | 5.1 | 48 | 5 |
| 3. Jay Fiedler | 2000-04 | 62 | 201 | 834 | 4.2 | 30 | 11 |
| 4. David Woodley | 1980-83 | 42 | 173 | 771 | 4.5 | 29 | 9 |
| 5. Chad Henne | 2008-11 | 36 | 66 | 196 | 3.0 | 20 | 2 |

TANNEHILL SETS TOUCHDOWN RECORD

With his three first half touchdown passes for 50-plus yards vs. Houston on Oct. 25, 2015, QB Ryan Tannehill became first NFL quarterback since Randall Cunningham in 1998 with three 50-plus yard TD passes in the first half of a game.



OFFENSE NOTES



Miller

LAMAR LONG RUSH

RB Lamar Miller's 85-yard touchdown run vs. Houston on Oct. 25, 2015 was the second-longest in team history and the second longest of Miller's career, behind his 97-yard touchdown run against the N.Y. Jets on Dec. 28, 2014.

LAMAR MILLER LONGEST RUSHING ATTEMPTS

| DATE | OPP | LONG |
|----------|---------|------|
| 12/28/14 | vs. NYJ | 97 |
| 10/25/15 | vs. Hou | 85 |
| 9/22/13 | vs. Atl | 49 |
| 10/31/13 | vs. Cin | 41 |
| 11/13/14 | vs. Buf | 33 |

CAREER HIGHS FOR MILLER

RB Lamar Miller rushed for 175 yards vs. Houston on Oct. 25, 2015, which is his fifth career game with 100-plus rushing yards and the second-highest total of his NFL career.

LAMAR MILLER MOST RUSHING YARDS, SINGLE GAME

| DATE | OPP | ATT | YDS |
|----------|---------|-----|-----|
| 12/28/14 | vs. NYJ | 19 | 178 |
| 10/25/15 | vs. Hou | 15 | 175 |
| 12/6/15 | vs. Bal | 20 | 113 |
| 9/21/14 | vs. KC | 15 | 108 |
| 10/31/13 | vs. Cin | 16 | 105 |
| 12/2/14 | vs. Min | 19 | 92 |

Additionally, RB Lamar Miller's 175 rushing yards vs. Houston on Oct. 25, 2015 were the seventh-most in a regular season game in Dolphins history and most since he recorded 178 rushing yards against the New York Jets in 2014.

MILLER SETS NFL RECORD

RB Lamar Miller had a 54-yard touchdown reception and an 85-yard TD run – both in the second quarter vs. Houston on Oct. 25, 2015. Miller joined Chris Johnson (a member of the Tennessee Titans vs. Houston Texans on Sept. 20, 2009) as the only players in NFL history with an 85-plus yard touchdown run and 50-plus yard TD catch in a single game. Miller is the only player to accomplish the feat in a single quarter.

HIGH AVERAGE RUSHER

RB Lamar Miller rushed for an average of 12.50 yards per rushing attempt (14 carries for 175 yards) against Houston on Oct. 25, 2015. His 12.5 average is the fourth-highest single-game rushing average in Dolphins history (minimum 10 attempts).

MILLER AMONG AFC LEADING RUSHERS IN 2014-15

Over the past two seasons (2014-15), RB Lamar Miller's 1,971 rushing yards are the most in the AFC.

AFC RUSHING LEADERS, 2014-15

| PLAYER | TEAM | ATT | YDS | AVG | TD |
|-------------------|------|-----|-------|-----|----|
| 1. LAMAR MILLER | MIA | 410 | 1,971 | 4.8 | 16 |
| 2. Jeremy Hill | Cin | 445 | 1,918 | 4.3 | 20 |
| 3. Le'Veon Bell | Pit | 403 | 1,917 | 4.8 | 11 |
| 4. Justin Forsett | Bal | 386 | 1,907 | 4.9 | 10 |
| 5. Chris Ivory | NYJ | 445 | 1,891 | 4.3 | 13 |

MILLER MORE THAN AVERAGE

RB Lamar Miller's 4.89 yard rush average over the past two seasons (2014-15) is the third-best among all running backs in the NFL.

NFL YARDS PER CARRY LEADERS AMONG RUNNING BACKS, 2014-15, MIN 200 ATT

| PLAYER | TEAM | ATT | YDS | AVG | TD |
|-------------------|------|-----|-------|------|----|
| 1. Jamaal Charles | KC | 277 | 1,397 | 5.04 | 13 |
| 2. Justin Forsett | Bal | 386 | 1,907 | 4.94 | 10 |
| 3. LAMAR MILLER | MIA | 391 | 1,911 | 4.89 | 16 |

RB Lamar Miller's 12.50 yards per rush (14-175) against the Houston Texans on Oct. 25, 2015, was the highest single-game average in the NFL in 2015 among all running backs with a minimum of 14 carries.

HIGHEST NFL SINGLE-GAME RUSHING YARDS PER ATTEMPT IN 2014

| PLAYER | DATE | TM | OPP | ATT | YDS | AVG |
|--------------------|----------|-----|-----|-----|-----|-------|
| 1. LAMAR MILLER | 10/25/15 | MIA | Hou | 14 | 175 | 12.50 |
| 2. Mark Ingram | 10/25/15 | NO | Ind | 14 | 143 | 10.21 |
| 3. Todd Gurley | 12/13/15 | STL | Det | 16 | 140 | 8.75 |
| 4. Doug Martin | 11/22/15 | TB | Phi | 27 | 235 | 8.70 |
| 5. Adrian Peterson | 11/15/15 | Min | Oak | 26 | 203 | 7.81 |

MILLER UNLEASHED

RB Lamar Miller totaled 988 yards from scrimmage in 2015 with 681 yards rushing and 307 yards receiving, putting him fourth in the NFL amongst running backs and fourth overall in yards from scrimmage since Week 6.

MOST YARDS FROM SCRIMMAGE SINCE WEEK 6

| PLAYER | TEAM | RUSHING | RECEIVING | TOTAL |
|----------------------|------|---------|-----------|-------|
| 1. Julio Jones | Atl | 0 | 1,177 | 1,177 |
| 2. Adrian Peterson | Min | 1,046 | 129 | 1,175 |
| 3. Antonio Brown | Pit | 28 | 1,124 | 1,152 |
| 4. Doug Martin | TB | 949 | 117 | 1,066 |
| 5. Darren McFadden | Dal | 868 | 173 | 1,041 |
| 6. DeAngelo Williams | Pit | 668 | 334 | 1,002 |
| 7. LAMAR MILLER | MIA | 681 | 307 | 988 |



OFFENSE NOTES



Landry

LANDRY SET FRANCHISE RECORD

With his six reception performance vs. New England on Jan. 3, 2016, WR Jarvis Landry ended the season with 110 receptions on the season to set a season-high in team history.

MOST RECEPTIONS IN A SEASON IN DOLPHINS HISTORY

| PLAYER | YEAR | RECEPTIONS |
|----------------------|------|------------|
| 1. JARVIS LANDRY | 2015 | 110 |
| 2. O.J. McDuffie | 1998 | 90 |
| 3t. Mark Clayton | 1988 | 86 |
| 3t. Brandon Marshall | 2010 | 86 |
| 5. JARVIS LANDRY | 2014 | 84 |
| 6. Chris Chambers | 2005 | 82 |
| 7. Brandon Marshall | 2011 | 81 |

LANDRY LONG SCORE

WR Jarvis Landry's 50-yard touchdown vs. Houston on Oct. 25, 2015, was the longest reception of his career, his previous long was 36 yards at Jacksonville on Sept. 20, 2015. It was also the longest touchdown reception of his career, his previous long was a 14-yard touchdown reception vs. San Diego (11/2/14).

LANDRY RACES TO 150 CATCHES

In 2014, WR Jarvis Landry notched 84 receptions, setting the franchise record for most receptions in a season by a rookie. In 2015, Landry tallied 110 catches, improving his career total to 194 grabs. It took him 27 games to reach 150 receptions, becoming the fastest player in Dolphins history to accomplish the feat. He surpassed running back Terry Kirby who did it in 34 games.

TARGET PRACTICE

In his career, WR Jarvis Landry has caught 194 of the 278 passes thrown his way. His percentage of targets caught is 69.8, second-highest in the NFL among active wide receivers with a minimum of 100 receptions since the start of 2014.

HIGHEST PERCENTAGE OF TARGETS CAUGHT IN NFL, ACTIVE WIDE RECEIVERS (Min. 100 receptions), 2014-15

| PLAYER | TEAM | G | TGT | REC | % OF TGT REC | YDS | TD |
|---------------------|------|----|-----|-----|--------------|-------|----|
| 1. Antonio Brown | Pit | 32 | 374 | 265 | 70.9 % | 3,532 | 23 |
| 2. JARVIS LANDRY | MIA | 32 | 278 | 194 | 69.8% | 1,915 | 9 |
| 3. Golden Tate | Det | 32 | 272 | 189 | 69.5% | 2,144 | 10 |
| 4. Larry Fitzgerald | Ari | 30 | 248 | 172 | 69.4% | 1,999 | 11 |
| 5. Julian Edelman | NE | 23 | 222 | 153 | 68.9% | 1,664 | 11 |

LANDRY RANKS AMONG THE BEST

Since 2014, WR Jarvis Landry has totaled 194 receptions, which is the fourth-most in the NFL over the last two years and leads the 2014 NFL Draft Class ahead of New York Giants WR Odell Beckham (187).

MOST RECEPTIONS SINCE 2014

| PLAYER | TEAM | RECEPTIONS |
|-----------------------|--------|------------|
| 1. Antonio Brown | Pit. | 265 |
| 2. Julio Jones | Atl | 240 |
| 3. Demaryius Thomas | Den | 216 |
| 4. JARVIS LANDRY | MIA | 194 |
| 5. Golden Tate | Det | 189 |
| 6t. Odell Beckham Jr. | NYG | 187 |
| 6t. DeAndre Hopkins | Hou | 187 |
| 8. Emmanuel Sanders | Den | 177 |
| 9t. Jeremy Maclin | Phi-KC | 172 |
| 9t. Larry Fitzgerald | Ari | 172 |

TWO FOR THE HISTORY BOOKS

WR Jarvis Landry recorded six catches vs. New England on Jan. 3, 2016. He has recorded 194 receptions over the course of his first two NFL seasons. His 194 total receptions are the most in NFL history by a player in his first two NFL seasons.

MOST RECEPTIONS IN FIRST TWO SEASONS

| TEAM | Player | First Year | Second Year | Total |
|---------|-------------------|------------|-------------|-------|
| 1. MIA | JARVIS LANDRY | 84 (2014) | 110 (2015) | 194 |
| 2. NYG | Odell Beckham Jr. | 91 (2104) | 96 (2015) | 187 |
| 3. NO | Marques Colston | 70 (2006) | 98 (2007) | 168 |
| 4. Cin | A.J. Green | 65 (2011) | 97 (2012) | 162 |
| 5t. NO | Reggie Bush | 88 (2006) | 73 (2007) | 161 |
| 5t. Ari | Larry Fitzgerald | 58 (2004) | 103 (2005) | 161 |

TAKE TWO

In 2015, WR Jarvis Landry 110 receptions are the second-most receptions by a second-year player, behind only WR Isaac Bruce who recorded 119 receptions in 1995 as a member of the St. Louis Rams.

MOST RECEPTIONS IN SECOND SEASON

| PLAYER | TEAM | RECEPTIONS | YEAR |
|----------------------|------|------------|------|
| 1. Isaac Bruce | Stl | 119 | 1995 |
| 2. JARVIS LANDRY | MIA | 110 | 2015 |
| 3. Larry Fitzgerald | Ari | 103 | 2005 |
| 4. Brandon Marshall | Den | 102 | 2007 |
| 5. Marques Colston | NO | 98 | 2007 |
| 6. A.J. Green | Cin | 97 | 2012 |
| 7. Odell Beckham Jr. | NYG | 96 | 2015 |
| 8. Kendall Wright | Ten | 94 | 2013 |
| 9. Lionel Taylor | Den | 92 | 1960 |
| 10. Sterling Sharpe | GB | 90 | 1989 |



OFFENSE NOTES

MORE THAN A PASS CATCHER

With his nine-yard pass completion against Buffalo on Nov. 8, 2015, WR Jarvis Landry became the third player in Dolphins history to have a rushing attempt, reception, pass completion, kickoff return and punt return in a season.

PLAYERS WITH A RUSHING ATTEMPT, RECEPTION, PASS COMPLETION, KICKOFF RETURN AND PUNT RETURN IN A SEASON IN DOLPHINS HISTORY

| PLAYER | SEASON |
|---------------|--------|
| JARVIS LANDRY | 2015 |
| Mark Clayton | 1983 |
| Nat Moore | 1974 |

WR Jarvis Landry recorded 18 carries in 2015. He became the third wide receiver in Dolphins history to record 10 or more rushing attempts in a season in franchise history.

MOST RUSHING ATTEMPTS IN A SEASON BY A DOLPHINS WIDE RECEIVER

| PLAYER | SEASON | ATT. |
|-------------------|--------|------|
| 1. JARVIS LANDRY | 2015 | 18 |
| 2. Nat Moore | 2015 | 14 |
| 3. Chris Chambers | 2005 | 12 |

WR Jarvis Landry recorded 113 rushing yards on the 2015 season, which is the second-highest single-season total by a Dolphins wide receiver.

MOST RUSHING YARDS IN A SEASON BY A DOLPHINS WIDE RECEIVER

| PLAYER | SEASON | YARDS |
|-------------------|--------|-------|
| 1. Paul Warfield | 1971 | 115 |
| 2. JARVIS LANDRY | 2015 | 113 |
| 3. Chris Chambers | 2006 | 95 |
| 4. Chris Chambers | 2005 | 92 |
| 5. Nat Moore | 1977 | 89 |



Cameron

CAMERON HIGH AVERAGE

Since the start of the 2014 season, TE Jordan Cameron's 13.7 average yards per catch is second among all tight ends in the NFL.

HIGHEST AVG. PER RECEPTION AMONG NFL TIGHT ENDS IN 2014-15

| PLAYER | TEAM | REC | YDS | AVG |
|----------------------------|---------|-----|-------|------|
| 1. Rob Gronkowski | NE | 154 | 2,300 | 14.9 |
| 2. JORDAN CAMERON | Cle-MIA | 59 | 810 | 13.7 |
| 3. Austin Seferian-Jenkins | TB | 42 | 559 | 13.3 |
| 4. Greg Olsen | Car | 161 | 2,112 | 13.1 |
| 5. Gary Barnidge | Cle | 92 | 1,199 | 13.0 |



Parker

PARKER MAKES DOLPHINS HISTORY

WR DeVante Parker had 106 receiving yards on five catches against the New England Patriots on Jan. 3, 2016. He is the first Dolphins rookie to record 100-plus receiving yards in a game since Chris Chambers had 124 yards on seven catches as a rookie against New England on Dec. 22, 2001.

A DECEMBER/JANUARY TO REMEMBER

WR DeVante Parker led all NFL rookies with 365 receiving yards in December/January and led AFC rookie wide receivers with 18 receptions in that time period. He also was tied among all AFC rookies with two touchdown receptions in December/January.

MOST RECEIVING YARDS AMONG ROOKIES SINCE DECEMBER

| PLAYER | TEAM | REC. YARDS | TDs |
|-------------------------|------|------------|-----|
| 1. DEVANTE PARKER | MIA | 365 | 2 |
| 2. Tyler Lockett | Sea | 318 | 3 |
| 3. Dorial Green-Beckham | Ten | 306 | 2 |
| 4. Will Tye | NYG | 238 | 3 |
| 5. Amari Cooper | Oak | 219 | 2 |

ABOVE THE AVERAGE

With his 26 receptions for 494 yards, WR DeVante Parker averaged 19.0 yards per catch. His 19.0 avg. was the highest among rookies in the NFL in 2015 with at least 25 receptions.

HIGHEST YARDS PER CATCH AMONG ROOKIES IN 2015

| PLAYER | TEAM | REC. | YARDS | AVG |
|-------------------------|------|------|-------|------|
| 1. DEVANTE PARKER | MIA | 26 | 494 | 19.0 |
| 2. Dorial Green-Beckham | Ten | 32 | 549 | 17.2 |
| 3. Devin Funchess | Car | 31 | 473 | 15.3 |
| 4. Amari Cooper | Oak | 72 | 1,070 | 14.9 |
| 5. Stefon Diggs | Min | 52 | 720 | 13.9 |

HISTORICAL HIGH

With his 26 receptions for 494 yards, WR DeVante Parker averaged 19.0 yards per catch. His 19.0 avg. was the highest among rookies in the Dolphins history.

HIGHEST YARDS PER CATCH AMONG ROOKIES IN DOLPHINS HISTORY

| PLAYER | YEAR | REC. | YARDS | AVG |
|--------------------|------|------|-------|------|
| 1. DEVANTE PARKER | 2015 | 26 | 494 | 19.0 |
| 2. Chris Chambers | 2001 | 48 | 883 | 18.4 |
| 3. Ferrell Edmunds | 1988 | 33 | 575 | 17.4 |
| 4. Nat Moore | 1974 | 37 | 605 | 16.4 |
| 5. Brian Hartline | 2009 | 31 | 506 | 16.3 |



DEFENSE NOTES



Suh

SUH SACKS

Since DT Ndamukong Suh entered the NFL in 2010, he has totaled 42.0 sacks, the second-most in the NFL among defensive tackles during that time.

MOST TOTAL SACKS IN NFL AMONG DEFENSIVE TACKLES SINCE 2010

| PLAYER | G | SACKS | YDS |
|--------------------|----|-------|-------|
| 1. Geno Atkins | 89 | 43.0 | 300.5 |
| 2. NDAMUKONG SUH | 94 | 42.0 | 284.5 |
| 3t. Gerald McCoy | 78 | 35.5 | 254.5 |
| 3t. Marcell Dareus | 77 | 30.5 | 186.5 |
| 3t. Justin Smith | 78 | 30.5 | 194 |

SUH TACKLES

Since entering the NFL in 2010, DT Ndamukong Suh has recorded 299 total tackles (218 solo). His 299 tackles are second-most in the NFL among active defensive tackles during that time span.

MOST TOTAL TACKLES IN NFL AMONG ACTIVE DEFENSIVE TACKLES SINCE 2010

| PLAYER | G | TOT | TACK | ASST |
|------------------|----|-----|------|------|
| 1. Ahtyba Rubin | 88 | 325 | 202 | 123 |
| 2. NDAMUKONG SUH | 94 | 299 | 218 | 81 |
| 3. Domata Peko | 96 | 294 | 148 | 146 |
| 4. Haloti Ngata | 87 | 286 | 173 | 113 |
| 5. Justin Smith | 78 | 286 | 209 | 77 |

SUH STUFFS LINE OF SCRIMMAGE

DT Ndamukong Suh's 44.0 stuffs lead the NFL among active defensive tackles since he began his career in 2010. A stuff is defined as any tackle of a ball carrier behind the line of scrimmage during a rushing attempt.

MOST STUFFS IN THE NFL AMONG ACTIVE DEFENSIVE TACKLES SINCE 2010

| PLAYER | G | TOT | STUFF | YDS |
|-----------------------|----|-----|-------|------|
| 1. NDAMUKONG SUH | 94 | 299 | 44.0 | 115 |
| 2. Brandon Mebane | 84 | 232 | 29.5 | 69.5 |
| 3. Kyle Williams | 74 | 254 | 29.0 | 74 |
| 4. Jonathan Babineaux | 91 | 182 | 28.5 | 91 |
| 5. Geno Atkins | 89 | 213 | 28.0 | 64.5 |

SUH PASSES DEFENSED

Not only is DT Ndamukong Suh extremely disruptive in pass game with the pressure he generates and in the run game by clogging the middle and making plays in the opponent's backfield, but he also can make an impact even when he doesn't get to the quarterback or ball carrier - his 20 passes defended since entering the NFL in 2010 are the fourth-most among defensive tackles during that time.

MOST PASSES DEFENSED IN THE NFL AMONG DEFENSIVE TACKLES SINCE 2010

| PLAYER | G | TOT | SACKS | PD |
|----------------------|----|-----|-------|----|
| 1. Kevin Williams | 93 | 200 | 14.5 | 28 |
| 2. Haloti Ngata | 87 | 286 | 21.5 | 24 |
| 3. Sen'Derrick Marks | 78 | 171 | 14.5 | 21 |
| 4. NDAMUKONG SUH | 94 | 299 | 42.0 | 20 |
| 5. Corey Liuget | 74 | 203 | 21.0 | 15 |

SUH'S DURABILITY

DT Ndamukong Suh has played 67 consecutive games, which is the fourth-longest streak among active NFL defensive tackles.

MOST CONSECUTIVE GAMES PLAYED, ACTIVE NFL DEFENSIVE TACKLES

| PLAYER | TEAM | CONSECUTIVE GAME STREAK |
|------------------|------|-------------------------|
| 1. Domata Peko | CIN | 96 |
| 2. Tyson Alualu | JAX | 96 |
| 3. Karl Klug | Ten | 80 |
| 4. NDAMUKONG SUH | MIA | 67 |

SHEPPARD A STAT STUFFER

Dolphins LB Kelvin Sheppard recorded 14 total tackles vs. Dallas on Nov. 22, 2015. His tackle total was the most by a Dolphins defender in 2015 and tied for the sixth-most by any AFC defensive player this season.

MOST SINGLE-GAME TOTAL TACKLES IN THE NFL IN 2015

| NAME | DATE | TEAM | OPP | TACKLES |
|---------------------|------------|------|-----|---------|
| 1. Danny Trevathan | 11/8/2015 | Den | Ind | 19 |
| 2. Paul Posluszny | 9/27/2015 | Jax | NE | 18 |
| 3. D'Qwell Jackson | 10/4/2015 | Ind | Jax | 17 |
| 4t. Vincent Rey | 10/4/2015 | Cin | KC | 15 |
| 4t. Ryan Shazier | 9/20/2015 | Pit | SF | 15 |
| 6t. KELVIN SHEPPARD | 11/22/2015 | Mia | Dal | 14 |



Grimes

GRIMES' PICKS SINCE 2009

Despite missing all but one game of the 2012 season, CB Brent Grimes has posted a total of 25 interceptions from 2009-15. His total is tied for third-most by any NFL cornerback during that time span.

INTERCEPTIONS LEADERS AMONG CORNERBACKS, 2009-15

| PLAYER | TOTAL INT | YDS |
|--------------------|-----------|-----|
| 1. Richard Sherman | 26 | 338 |
| 2. Aqib Talib | 26 | 501 |
| 3t. BRENT GRIMES | 25 | 332 |
| 3t. Asante Samuel | 25 | 351 |
| 5. Tramon Williams | 23 | 325 |





DEFENSE NOTES

GRIMES' PASSES DEFENSED SINCE 2009

Since 2009, CB Brent Grimes' 93 passes defended is the sixth-most in the NFL despite him missing all but one game of 2012.

PASS DEFENSED LEADERS, 2009-15

| PLAYER | GP | PD |
|--------------------------------|-----|-----|
| 1. Tramon Williams | 110 | 107 |
| 2. Dominique Rodgers-Cromartie | 106 | 103 |
| 3. Johnathan Joseph | 103 | 98 |
| 4. Darrelle Revis | 92 | 97 |
| 5. Brandon Carr | 111 | 94 |
| 6. BRENT GRIMES | 91 | 93 |

GRIMES AMONG NFL INT LEADERS SINCE JOINING DOLPHINS

Since CB Brent Grimes became a member of the Dolphins as an unrestricted free agent in 2013, he has totaled 13 interceptions, which is the second-most in the NFL during that time.

MOST TOTAL INTERCEPTIONS FROM 2013-15

| PLAYER | INT | YDS | TD |
|---------------------|-----|-----|----|
| 1. Richard Sherman | 14 | 236 | 1 |
| 2. BRENT GRIMES | 13 | 201 | 2 |
| 3t. Logan Ryan | 11 | 121 | 1 |
| 3t. Aqib Talib | 11 | 197 | 4 |
| 5. Trumaine Johnson | 11 | 232 | 1 |

JONES STANDS ALONE

S Reshad Jones had a record setting year in 2015. He finished the season having tallied 135 total tackles (106 solo) and has snagged five interceptions. Jones is the only player in the NFL with 100-plus tackles and five interceptions.

MOST TACKLES IN THE NFL IN 2015 AMONG DEFENSIVE BACKS

| PLAYER | GM | TOT | TCK | ASST | INT |
|-----------------|----|-----|-----|------|-----|
| 1. RESHAD JONES | 16 | 135 | 106 | 29 | 5 |



Jones

JONES SACKS

S Reshad Jones has recorded 8.5 sacks in his career and moved into sole possession of the second-most sacks by a defensive back in franchise history. He now trails only Yeremiah Bell (11.0 sacks).

MOST SACKS BY A DEFENSIVE BACK, DOLPHINS HISTORY

| PLAYER | YEARS | SACKS |
|--------------------|-----------|-------|
| 1. Yeremiah Bell | 2004-11 | 11.0 |
| 2. RESHAD JONES | 2010-15 | 8.5 |
| 3. Patrick Surtain | 1998-2004 | 6.5 |
| 4. Liffort Hobley | 1987-93 | 6.0 |
| 5t. Jerry Wilson | 1996-2000 | 5.5 |

JONES LEADS NFL DEFENSIVE BACKS IN TACKLES

S Reshad Jones finished the 2015 season with 135 total tackles (106 solo), which led all defensive backs in the NFL.

MOST TACKLES IN THE NFL AMONG DEFENSIVE BACKS

| PLAYER | TEAM | GM | TOT | TCK | ASST |
|-------------------|------|----|-----|-----|------|
| 1. RESHAD JONES | MIA | 16 | 135 | 106 | 29 |
| 2. Corey Graham | Buf | 16 | 122 | 91 | 31 |
| 3t. Mark Barron | StL | 16 | 113 | 76 | 37 |
| 3t. Barry Church | Dal | 15 | 113 | 75 | 38 |
| 5. Deone Bucannon | ARI | 16 | 109 | 90 | 19 |

JONES' CAREER TOUCHDOWN INTERCEPTIONS

S Reshad Jones recorded his third career interception return for a touchdown against the Texans on Oct. 25, 2015. His total is tied for the second-highest in team history, behind the four by LB Zach Thomas.

MOST CAREER TOUCHDOWN INTERCEPTIONS, DOLPHINS HISTORY

| PLAYER | YEAR | INT/TD |
|---------------------|-----------------------|--------|
| 1. Zach Thomas | 1996-2007 | 4 |
| 2t. Dick Anderson | 1968-1977 | 3 |
| 2t. Terrell Buckley | 1995-1999, 2003 | 3 |
| 2t. Jason Taylor | 1997-2007, 2009, 2011 | 3 |
| 2t. RESHAD JONES | 2010-2015 | 3 |

JONES JOINS DOLPHINS ELITE FOR SACKS AND INTERCEPTIONS FOR TOUCHDOWNS

S Reshad Jones recorded his second sack of the season against Philadelphia making him one of four players in Dolphins history to record at least two sacks and two interceptions for touchdowns in the same season.

MOST TOUCHDOWN INTERCEPTIONS IN A SEASON

| PLAYER | YEAR | SACKS | INT TD'S |
|---------------|------|-------|----------|
| Jason Taylor | 2006 | 13.5 | 2 |
| Bill Stanfill | 1969 | 8.0 | 2 |
| RESHAD JONES | 2015 | 2.0 | 2 |
| Zach Thomas | 1999 | 2.0 | 2 |



SPECIAL TEAMS NOTES



Denney

DENNEY SETS RECORD

LS John Denney has played in all 176 games of his 11-year career with the Dolphins. He passed Jason Taylor for first place in Dolphins history for most consecutive games played in Week 3 of 2013 vs. Atlanta on Sept. 22, 2013.

MOST CONSECUTIVE GAMES PLAYED IN DOLPHINS HISTORY

| PLAYER | CONSECUTIVE GAMES PLAYED | STREAK |
|-------------------|--------------------------|-----------------------------------|
| 1. JOHN DENNEY | 176* | 1ST IN 2005 THROUGH 16TH IN 2015 |
| 2. Jason Taylor | 130 | 15th in 1999 through 16th in 2007 |
| 3. Jim Langer | 128 | 10th in 1970 through 9th in 1979 |
| 4. Garo Yepremian | 127 | 2nd in 1970 through 16th in 1978 |
| 5. Bob Baumhower | 125 | 1st in 1977 through 14th in 1984 |

* active

FRANKS AMONG TOP DOLPHINS ROOKIES KICKERS

Rookie kicker Andrew Franks' 53-yard field goal against Houston on Oct. 25, 2015 was the fourth longest made by a Dolphins rookie in franchise history.

LONGEST FIELD GOAL BY ROOKIE IN DOLPHINS HISTORY

| PLAYER | ROOKE YEAR | LONG |
|----------------------|------------|------|
| 1. Pete Stoyanovich | 1989 | 59 |
| 2t. Caleb Sturgis | 2013 | 54 |
| 2t. Uwe Von Schamann | 1979 | 54 |
| 4. ANDREW FRANKS | 2015 | 53 |

Rookie Andrew Franks has recorded touchbacks on 69.4 percent of his kickoffs (43 of 62), the highest percentage for a Dolphins kicker since the NFL moved the kickoff to the from 30-yard line to the 35 in 2011.

DOLPHINS TOUCHBACK LEADERS, 2011-15

| Player | Season | Touchback % | Return Avg. |
|------------------|--------|-------------|-------------|
| 1. ANDREW FRANKS | 2015 | 69.4 | 24.0 |
| 2. Dan Carpenter | 2011 | 57.4 | 24.7 |
| 3. Caleb Sturgis | 2013 | 51.4 | 23.2 |
| 4. Dan Carpenter | 2012 | 47.6 | 25.3 |
| 5. Caleb Sturgis | 2014 | 44.0 | 26.9 |



MIAMI ROOKIE FIRSTS

With P Matt Darr and K Andrew Franks' appearance in the 17-10 victory over Washington on Sept. 13, 2015, it marked the first time in a non-replacement season that a pair of rookies served as punter and kicker in the same season in Dolphins history. Additionally, following his start at Washington, G Jamil Douglas became just the fourth rookie in Dolphins history to start at guard in a season opener. He joined Keith Sims (1990), Donald Thomas (2008) and John Jerry (2010).

DARR BOOMS PUNTS IN NFL DOLPHINS DEBUT



Darr

P Matt Darr's 58.2 average per punt against the Patriots on Oct. 29, 2015, was the third-highest single-game average overall in team history and the best by a rookie. He broke his own previous record for single-game punting average by a Dolphins rookie of 54.3 yards per punt on Sep. 13, 2015 at Washington on Sept. 13, 2015. Further, his 54.3 average was the highest punting average for a Dolphins player on opening day, surpassing Brandon Fields' 54.0 in 2013.

HIGHEST PUNTING AVG. IN A GAME IN DOLPHINS HISTORY

| PLAYER | DATE | OPP | PUNT | YDS | AVG |
|--------------------|----------|--------|------|-----|------|
| 1. Brandon Fields | 9/23/12 | NYJ | 4 | 235 | 58.8 |
| 2. Reggie Roby | 9/28/86 | SF | 4 | 234 | 58.5 |
| 3. MATT DARR | 10/29/15 | at NE | 6 | 349 | 58.2 |
| 3. Brandon Fields | 12/12/10 | at NYJ | 10 | 564 | 56.4 |
| 4. Brandon Fields | 12/4/11 | Oak | 4 | 222 | 55.5 |
| 5. John Kidd | 10/27/96 | Dal | 5 | 272 | 54.4 |
| 6. MATT DARR | 9/13/15 | at Was | 4 | 217 | 54.3 |
| 7t. Brandon Fields | 9/8/13 | at Cle | 5 | 270 | 54.0 |

Even more impressive, Darr's 54.3 average was tied for the second-highest ever on opening day for a rookie punter (with a minimum of four punts).


HIGHEST PUNTING AVG. ON OPENING DAY FOR A ROOKIE, MIN. 4 PUNTS

| PLAYER | DATE | Tm | Opp | PUNT | AVG |
|--------------------|---------|-----|--------|------|------|
| 1. Rodney Williams | 9/10/01 | NYG | at DEN | 8 | 55.1 |
| 2. MATT DARR | 9/13/15 | MIA | at WAS | 4 | 54.3 |
| 3. Chris Kluwe | 9/11/05 | MIN | TAM | 4 | 54.3 |

Darr's high average not only propelled him up the Dolphins and NFL annals, but he also finished third in the NFL in punting average this season.

2015 NFL PUNTING AVERAGE LEADERS


| PLAYER | TEAM | PUNT | YDS | AVG | LG |
|------------------|------|------|-------|------|----|
| 1. Johnny Hekker | STL | 96 | 4,601 | 47.9 | 68 |
| 2. Pat McAfee | Ind | 85 | 4,052 | 47.7 | 63 |
| 3. MATT DARR | MIA | 92 | 4,380 | 47.6 | 70 |
| 4. Brett Kern | Ten | 88 | 4,175 | 47.4 | 61 |
| 5. Shane Lechler | Hou | 95 | 4,497 | 47.3 | 64 |
| 6. Brett Kern | Ten | 82 | 3875 | 47.3 | 61 |



DOLPHINS RECORD BOOK

DOLPHINS COACHING RECORDS

| HEAD COACH | YEARS | W | L | T | PCT. |
|----------------|---------|-----|-----|---|------|
| George Wilson | 1966-69 | 15 | 39 | 2 | .278 |
| Don Shula | 1970-95 | 274 | 147 | 2 | .648 |
| Jimmy Johnson | 1996-99 | 38 | 31 | 0 | .551 |
| Dave Wannstedt | 2000-04 | 43 | 33 | 0 | .566 |
| Jim Bates | 2004 | 3 | 4 | 0 | .429 |
| Nick Saban | 2005-06 | 15 | 17 | 0 | .469 |
| Cam Cameron | 2007 | 1 | 15 | 0 | .063 |
| Tony Sparano | 2008-11 | 29 | 33 | 0 | .468 |
| Todd Bowles | 2011 | 2 | 1 | 0 | .667 |
| Joe Philbin | 2012-15 | 24 | 28 | 0 | .462 |
| DAN CAMPBELL | 2015 | 5 | 7 | 0 | .417 |



NFL RECORDS HELD BY DOLPHINS

Most Seasons Leading NFL in Attempts

5 Dan Marino (1984, 1986, 1988, 1992, 1997)

Most Seasons Leading NFL in Completions

6 Dan Marino (1984-86, 1988, 1992, 1997)

Most Consecutive Seasons Leading NFL in Completions

3 Dan Marino (1984-86); tied with George Blanda (Hou., 1963-65)

Most Seasons Leading NFL in Passing Yards Gained

5 Dan Marino (1984-86, 1988, 1992); tied with Sonny Jurgensen (Phi. 1961-62, Was. 1966-67, 1969)

Most Games, 400 or More Yards Pass in a Season

4 Dan Marino (1984); tied with Peyton Manning (Den. 2013)

Most Consecutive Games, 400 or More Yards Passing

2 Dan Marino (1984); tied with seven others

Most Interceptions in a Game

4 Dick Anderson (Miami vs. Pittsburgh, Dec. 3, 1973); tied with 18 others

Most Interceptions Returned for a Touchdown in a Game

2 Dick Anderson (Miami vs. Pittsburgh, Dec. 3, 1973) and Mike Kozlowski (Miami vs. N.Y. Jets, Dec. 16, 1983); tied with 29 others

Most Kickoffs Returned for a Touchdown in a Game

2 Ted Ginn Jr. (Miami vs. N.Y. Jets, Nov. 1, 2009); tied with 9 others

Most Combined Returns for a Touchdown in a game

2 Ted Ginn Jr. (Miami vs. N.Y. Jets, Nov. 1, 2009); tied with 33 others

Most Career Fumbles Returned for a Touchdown

6 Jason Taylor (Miami, 1997-2007; Was., 2008; Miami, 2009; N.Y. Jets, 2010; Miami, 2011)

Most Consecutive Home Wins by a Team

27 Miami (1971-74)

Most Two-Point Conversions in a Season

Miami 6 (1994); tied with Minnesota (1997)

Most Seasons Leading NFL in Fewest Times Sacked

10 Miami (1973, 1982-90)

Most Consecutive Seasons Leading NFL in Fewest Times Sacked

9 Miami (1982-1990)

Fewest Times Sacked in a Season

7 Miami (1988)

Most Seasons Leading NFL in Fewest Penalties

13 Miami (1968, 1976-84, 1986, 1990-91)

Most Consecutive Seasons Leading NFL in Fewest Penalties

9 Miami (1976-1984)

Most Seasons Leading NFL in Fewest Yards Penalized

14 Miami (1967-68, 1973, 1977-84, 1990-91, 2010)

Most Consecutive Seasons Leading NFL in Fewest Yards Penalized

8 Miami (1977-84)





2015 NFL REGULAR SEASON RANKINGS

OFFENSE

| TOTAL | YDS/G | RUSH | YDS/G | PASS | YDS/G |
|---------|-------|---------|-------|---------|-------|
| 1. Ari | 408.3 | 1. Buf | 152.0 | 1. NO | 310.6 |
| 2. NO | 403.8 | 2. Car | 142.6 | 2. Ari | 288.5 |
| 3. Pit | 395.4 | 3. Sea | 141.8 | 3. Pit | 287.7 |
| 4. Sea | 378.6 | 4. Min | 138.2 | 4. SD | 286.9 |
| 5. TB | 375.9 | 5. TB | 135.1 | 5. NE | 286.7 |
| 6. NE | 374.4 | 6. KC | 127.8 | 6. Atl | 273.7 |
| 7. Atl | 374.4 | 7. StL | 122.3 | 7. NYG | 271.7 |
| 8. NYG | 372.3 | 8. Ari | 119.8 | 8. Bal | 266.9 |
| 9. SD | 371.8 | 9. Dal | 118.1 | 9. Det | 263.3 |
| 10. NYJ | 370.3 | 10. NYJ | 116.8 | 10. Jax | 256.8 |
| 11. Car | 366.9 | 11. Chi | 115.7 | 11. Was | 255.9 |
| 12. Phi | 364.4 | 12. GB | 115.6 | 12. Phi | 255.4 |
| 13. BUF | 360.9 | 13. Cin | 112.8 | 13. NYJ | 253.6 |
| 14. Bal | 359.3 | 14. Phi | 108.9 | 14. Den | 248.1 |
| 15. Cin | 358 | 15. Hou | 108.2 | 15. Cin | 245.2 |
| 16. Den | 355.5 | 16. Pit | 107.8 | 16. Oak | 242.4 |
| 17. Was | 353.8 | 17. Den | 107.4 | 17. TB | 240.8 |
| 18. Jax | 348.8 | 18. Atl | 100.7 | 18. Hou | 239.6 |
| 19. Hou | 347.8 | 19. NYG | 100.6 | 19. MIA | 238.2 |
| 20. Det | 346.7 | 20. Was | 97.9 | 20. Sea | 236.9 |
| 21. Chi | 344.6 | 21. SF | 96.5 | 21. Cle | 236.4 |
| 22. Dal | 335.1 | 22. Cle | 95.6 | 22. IND | 231.5 |
| 23. GB | 334.6 | 23. MIA | 93.5 | 23. Chi | 228.9 |
| 24. Oak | 333.5 | 24. NO | 93.2 | 24. CAR | 224.3 |
| 25. Cle | 331.9 | 25. Ten | 92.8 | 25. GB | 218.9 |
| 26. MIA | 331.7 | 26. Bal | 92.4 | 26. Ten | 218.9 |
| 27. KC | 331.2 | 27. Jax | 92.1 | 27. Dal | 216.9 |
| 28. Ind | 321.4 | 28. Oak | 91.1 | 28. Buf | 208.9 |
| 29. Min | 321.2 | 29. Ind | 89.9 | 29. SF | 207.3 |
| 30. TEN | 311.8 | 30. NE | 87.8 | 30. KC | 203.4 |
| 31. SF | 303.8 | 31. SD | 84.9 | 31. Min | 183.0 |
| 32. StL | 297.6 | 32. Det | 83.4 | 32. StL | 175.3 |

DEFENSE

| TOTAL | YDS/G | RUSH | YDS/G | PASS | YDS/G |
|---------|-------|---------|-------|---------|-------|
| 1. Den | 283.1 | 1. Sea | 81.5 | 1. Den | 199.6 |
| 2. Sea | 291.8 | 2. NYJ | 83.4 | 2. Sea | 210.3 |
| 3. Hou | 310.2 | 3. Den | 83.6 | 3. Hou | 210.4 |
| 4. NYJ | 318.6 | 4. Car | 88.4 | 4. Chi | 224.6 |
| 5. Ari | 321.7 | 5. Pit | 91.2 | 5. Dal | 227.3 |
| 6. Car | 322.9 | 6. Ari | 91.3 | 6. GB | 227.6 |
| 7. KC | 329.3 | 7. Cin | 92.3 | 7. Ten | 229.9 |
| 8. Bal | 337.4 | 8. KC | 98.2 | 8. Ari | 230.4 |
| 9. NE | 339.4 | 9. NE | 98.8 | 9. KC | 231.1 |
| 10. TB | 340.4 | 10. Hou | 99.8 | 10. Bal | 233.6 |
| 11. Cin | 340.8 | 11. TB | 100.4 | 11. Car | 234.5 |
| 12. Ten | 342.2 | 12. Bal | 103.8 | 12. Min | 234.9 |
| 13. Min | 344.2 | 13. Oak | 104.9 | 13. NYJ | 235.2 |
| 14. Chi | 345.4 | 14. Atl | 105.0 | 14. SD | 236.6 |
| 15. GB | 346.7 | 15. Jax | 106.8 | 15. Det | 236.8 |
| 16. Atl | 347.6 | 16. Buf | 108.1 | 16. TB | 240.0 |
| 17. Dal | 348.1 | 17. Min | 109.3 | 17. NE | 240.7 |
| 18. Det | 349.6 | 18. Ten | 112.3 | 18. Atl | 242.6 |
| 19. Buf | 356.4 | 19. Det | 112.8 | 19. Buf | 248.3 |
| 20. SD | 361.9 | 20. StL | 113.8 | 20. Cin | 248.5 |
| 21. Pit | 363.1 | 21. GB | 119.1 | 21. MIA | 250.0 |
| 22. Oak | 363.6 | 22. Chi | 120.9 | 22. Cle | 250.8 |
| 23. StL | 367.8 | 23. Dal | 120.9 | 23. StL | 254.1 |
| 24. Jax | 375.0 | 24. NYG | 121.4 | 24. Ind | 257.1 |
| 25. MIA | 376.2 | 25. Ind | 122.0 | 25. Was | 258.0 |
| 26. Ind | 379.1 | 26. Was | 122.6 | 26. Oak | 258.8 |
| 27. Cle | 379.2 | 27. SD | 125.3 | 27. SF | 261.2 |
| 28. Was | 380.6 | 28. MIA | 126.2 | 28. Phi | 267.1 |
| 29. SF | 387.4 | 29. SF | 126.3 | 29. Jax | 268.2 |
| 30. Phi | 401.6 | 30. Cle | 128.4 | 30. Pit | 271.9 |
| 31. NO | 413.8 | 31. NO | 129.8 | 31. NO | 284.0 |
| 32. NYG | 420.3 | 32. Phi | 134.6 | 32. NYG | 298.9 |



2015 DOLPHINS STATISTICS

| | DOLPHINS | OPPONENTS |
|-----------------------|-----------|-----------|
| TOTAL FIRST DOWNS | 291 | 351 |
| RUSHING | 72 | 112 |
| PASSING | 194 | 203 |
| PENALTY | 25 | 36 |
| 3RD DOWN, MADE / ATT. | 63/205 | 96/221 |
| 3RD DOWN PCT. | 30.7 | 43.4 |
| 4TH DOWN, MADE / ATT. | 8/22 | 4/12 |
| 4TH DOWN PCT. | 36.4 | 33.3 |
| POSSESSION AVG. | 27:22 | 32:38 |
| TOTAL NET YARDS | 3,811 | 4,000 |
| AVG. PER GAME | 238.2 | 250.0 |
| TOTAL PLAYS | 977 | 1,075 |
| AVG. PER PLAY | 5.4 | 5.6 |
| NET YARDS RUSHING | 1,496 | 2,019 |
| AVG. PER GAME | 93.3 | 129.9 |
| TOTAL RUSHES | 310 | 475 |
| NET YARDS PASSING | 3,469 | 3,874 |
| AVG. PER GAME | 93.5 | 126.2 |
| SACKED / YDS. LOST | 45/420 | 31/225 |
| GROSS YARDS | 4,231 | 4,225 |
| ATT. / COMPLETIONS | 588/365 | 542/350 |
| COMPLETION PCT. | 62.1 | 64.6 |
| HAD INTERCEPTED | 12 | 13 |
| PUNTS / AVG. | 92/47.6 | 77/45.7 |
| NET PUNTING AVG. | 92/39.7 | 77/38.2 |
| PENALTIES / YARDS | 134/1,090 | 121/1,005 |
| FUMBLES / BALL LOST | 23/7 | 12/3 |
| TOTAL TOUCHDOWNS | 39 | 46 |
| TD, RUSHING | 11 | 13 |
| TD, PASSING | 24 | 31 |
| TD, RETURNS | 4 | 2 |

INDIVIDUAL DOLPHINS LEADERS

PASSING YARDS

Ryan Tannehill..... 4,208

RUSHING YARDS

Lamar Miller 872

Jay Ajayi 187

Ryan Tannehill..... 141

RECEIVING YARDS

Jarvis Landry..... 1,157

Rishard Matthews 758

DeVante Parker..... 494

POINTS SCORED

Adrew Franks..... 72

Lamar Miller..... 60

Jarvis Landry..... 38

INTERCEPTIONS

Reshad Jones 5

Brent Grimes..... 4

Four tied with 1

SACKS

Olivier Vernon..... 7.5

Cameron Wake 7.0

Ndamukong Suh..... 6.0

DEFENSIVE TACKLES

Reshad Jones 135

Kelvin Sheppard 102

Koa Misi..... 78

SPECIAL TEAMS TACKLES

Spencer Paysinger 15

Michael Thomas 14

Walt Aikens..... 10

KICKOFF RETURNS (Avg.)

Jarvis Landry..... 24.7

PUNT RETURNS (Avg.)

Brent Grimes..... 14.8

FIELD GOALS

Andrew Franks..... 13-16

PUNTING (GROSS/NET AVG.)

Matt Darr 47.6/39.7



2015 MIAMI DOLPHINS DRAFT CLASS



2015 MIAMI DOLPHINS DRAFT RECAP

| ROUND | PLAYER | NO | HOW ACQUIRED | POS | HT | WT | COLLEGE |
|-------|-----------------|-------------------|---------------------------------|-----|-------|-----|----------------|
| 1 | DeVante Parker | 14 th | --- | WR | 6'3" | 211 | Louisville |
| 2a | | 47 th | to Eagles in draft trade down | | | | |
| 2b | Jordan Phillips | 52 nd | from Eagles in draft trade down | DT | 6'6" | 334 | Oklahoma |
| 3 | | 78 th | to Saints | | | | |
| 4 | Jamil Douglas | 114 th | | G | 6'4" | 300 | Arizona State |
| 5a | Bobby McCain | 145 th | from Eagles in draft trade down | CB | 5'11" | 195 | Memphis |
| 5b | Jay Ajayi | 149 th | from Vikings | RB | 6'0" | 216 | Boise State |
| 5c | Cedric Thompson | 150 st | | S | 6'0" | 208 | Minnesota |
| 5d | Tony Lippett | 156 th | from Eagles in draft trade down | CB | 6'3" | 185 | Michigan State |
| 6 | | | to Eagles in draft trade down | | | | |
| 7 | | | to Baltimore | | | | |

MIAMI DOLPHINS DRAFT TRADES

DAY 1

THURSDAY, APRIL 30, 2015

There were no trades involving the Miami Dolphins that took place during the first day of the 2015 NFL draft.

DAY 2

FRIDAY, MAY 1, 2015

The list below are the trades involving the Miami Dolphins that took place during the second day of the 2015 NFL draft.

DAY 3

SATURDAY, MAY 2, 2015

There were no trades involving the Miami Dolphins that took place during the third day of the 2015 NFL draft.

| TRADE | DAY 2 - FRIDAY, MAY 1, 2015 |
|-------|---|
| 1 | The Miami Dolphins traded the 47th and 191st picks to Philadelphia for the 52nd, 145th and 156th selections in the 2015 draft |



FREE AGENCY TRACKER

The Dolphins have been active in the 2015 Free Agency market. Prior to the 2015 NFL draft, the team has re-signed 11 players who ended the season with the club, while also adding another 11 players to the roster. Below tracks the players the team has signed as well as those who ended the 2014 season on the Miami roster and their current status.

PLAYERS RETAINED

PLAYERS FROM 2014 RE-SIGNED (10)

| | | |
|-----------------|----|--|
| LaRon Byrd | WR | |
| Louis Delmas | S | |
| Jason Fox | T | |
| A.J. Francis | DT | |
| T.J. Heath | CB | |
| LaMichael James | RB | |
| Jordan Kovacs | S | |
| Matt Moore | QB | |
| Kelvin Sheppard | LB | |
| Michael Thomas | S | |

UNRESTRICTED FREE-AGENTS SIGNED (7)

| | | |
|-------------------|----|--------------|
| Zack Bowman | CB | N.Y. Giants |
| Jordan Cameron | TE | Cleveland |
| Jeff Linkenbach | OL | Kansas City |
| Brice McCain | CB | Pittsburgh |
| Jacques McClendon | OL | Jacksonville |
| Spencer Paysinger | LB | N.Y. Giants |
| Ndamukong Suh | DT | Detroit |

FREE-AGENTS SIGNED (3)

| | | |
|---------------|----|-------------|
| Josh Freeman | QB | |
| Greg Jennings | WR | Minnesota |
| J.D. Walton | OL | N.Y. Giants |

RESTRICTED FREE AGENTS (1)

| | | |
|----------------|----|--|
| Derrick Shelby | DE | |
|----------------|----|--|

TRADE (1)

| | | |
|--------------|----|-------------|
| Kenny Stills | WR | New Orleans |
|--------------|----|-------------|

REMAINING UNSIGNED FREE AGENTS FROM 2014 ROSTER

UNRESTRICTED FREE AGENTS (4)

| | | |
|-----------------|----|---------|
| Daryn Colledge | G | Retired |
| Knowshon Moreno | RB | |
| Samson Satele | C | |
| Daniel Thomas | RB | Chicago |

FREE-AGENTS (3)

| | | |
|-------------------|----|---------------|
| Cortland Finnegan | CB | Retired |
| Nate Garner | G | |
| Philip Wheeler | LB | San Francisco |

UNRESTRICTED FREE-AGENTS LOST (5)

| | | |
|-----------------|----|--------------|
| Charles Clay* | TE | Buffalo |
| Jonathan Freeny | LB | New England |
| Jared Odrick | DT | Jacksonville |
| Jason Trusnik | LB | Carolina |
| Jimmy Wilson | S | San Diego |

FREE-AGENTS LOST (4)

| | | |
|-----------------|----|-------------|
| Brandon Gibson | WR | New England |
| Brian Hartline | WR | Cleveland |
| Shelley Smith | G | Denver |
| Randy Starks | DT | Cleveland |
| TRADES (2) | | |
| Dannell Ellerbe | LB | New Orleans |
| Mike Wallace | WR | Minnesota |

* Did not match Bills offer after placing transition tag on Clay



Kenny Stills



Jordan Cameron



Greg Jennings



Brice McCain



Spencer Paysinger





POSITION-BY-POSITION BREAKDOWN

QUARTERBACKS (3)

| NO | NAME | HT | WT | EXP | COLLEGE |
|----|-----------------|-----|-----|-----|-------------------|
| 5 | Logan Thomas | 6-6 | 250 | 2 | Virginia Tech '14 |
| 8 | Moore, Matt | 6-3 | 220 | 8 | Oregon State '07 |
| 17 | Tannehill, Ryan | 6-4 | 220 | 4 | Texas A&M '12 |

Veteran Additions: none. Draft Choices/College Free Agents: None. Losses from 2014: None.



RUNNING BACKS (3)

| NO | NAME | HT | WT | EXP | COLLEGE |
|----|------------------|------|-----|-----|-----------------|
| 23 | Ajayi, Jay | 6-0 | 228 | R | Boise State '15 |
| 26 | Miller, Lamar | 5-10 | 225 | 4 | Miami (FL) '13 |
| 34 | Williams, Damien | 5-11 | 225 | 2 | Oklahoma '14 |

Veteran Additions: Jonas Gray. Draft Choices/College Free Agents: Jay Ajayi (IR - Designated for Return) (D5). Losses from 2014: Knowshon Moreno, Daniel Thomas.



WIDE RECEIVERS (5)

| NO | NAME | HT | WT | EXP | COLLEGE |
|----|-----------------|------|-----|-----|----------------------|
| 10 | Stills, Kenny | 6-0 | 198 | 3 | Oklahoma '13 |
| 11 | Parker, DeVante | 6-3 | 218 | R | Louisville '15 |
| 14 | Landry, Jarvis | 5-11 | 202 | 2 | LSU '15 |
| 83 | Hazel, Matt | 6-1 | 205 | 1 | Coastal Carolina '14 |
| 85 | Jennings, Greg | 6-0 | 198 | 10 | Western Michigan '05 |

Veteran Additions: Kenny Stills (N.O.), Greg Jennings (Min.). Draft Choices/College Free Agents: DeVante Parker (D1). Losses from 2014: Brandon Gibson (N.E.), Brian Hartline (Cle.) and Mike Wallace (Min.)



TIGHT ENDS (3)

| NO | NAME | HT | WT | EXP | COLLEGE |
|----|-------------------|-----|-----|-----|-------------------------|
| 80 | Sims, Dion | 6-4 | 268 | 3 | Michigan State '14 |
| 84 | Cameron, Jordan | 6-5 | 260 | 5 | Southern California '10 |
| 86 | Stoneburner, Jake | 6-3 | 250 | 2 | Ohio State '13 |

Veteran Additions: Jordan Cameron (Cle.). Draft Choices/College Free Agents: none. Losses from 2014: Charles Clay (Buf).





POSITION-BY-POSITION BREAKDOWN

OFFENSIVE LINEMEN (10)

| NO | NAME | HT | WT | EXP | COLLEGE |
|----|--------------------|-----|-----|-----|------------------------|
| 51 | Pouncey, Mike | 6-5 | 305 | 5 | Florida '11 |
| 63 | Thomas, Dallas | 6-5 | 315 | 3 | Tennessee '13 |
| 64 | Smith, Shelley | 6-4 | 310 | 6 | Colorado State '10 |
| 66 | McClendon, Jacques | 6-3 | 320 | 4 | Tennessee '09 |
| 68 | John, Ulrick | 6-5 | 311 | 2 | Georgia State '14 |
| 70 | James, Ja'Wuan | 6-6 | 315 | 2 | Tennessee '14 |
| 74 | Fox, Jason | 6-6 | 310 | 6 | Miami (FL) '10 |
| 75 | Douglas, Jamil | 6-4 | 310 | R | Arizona State '15 |
| 76 | Albert, Branden | 6-5 | 320 | 8 | Virginia '09 |
| 77 | Turner, Billy | 6-5 | 302 | 1 | North Dakota State '14 |

Veteran Additions: Jeff Linkenbach (K.C.). Draft Choices/College Free Agents: Jamil Douglas (D4). Losses from 2014: Daryn Colledge (retired), Samson Satele (free agent), Nate Garner (free agent) and Shelley Smith (Den.).

DEFENSIVE LINEMEN (9)

| NO | NAME | HT | WT | EXP | COLLEGE |
|----|------------------|-----|-----|-----|--------------------|
| 50 | Vernon, Olivier | 6-2 | 275 | 4 | Miami (FL) '13 |
| 57 | Moore, Damontre | 6-5 | 250 | 3 | Texas A&M '13 |
| 62 | Coleman, Deandre | 6-3 | 324 | 1 | California '14 |
| 78 | Fede, Terrence | 6-4 | 278 | 2 | Marist '14 |
| 79 | Shelby, Derrick | 6-2 | 280 | 4 | Utah '12 |
| 90 | Mitchell, Earl | 6-3 | 310 | 6 | Arizona '10 |
| 93 | Suh, Ndamukong | 6-4 | 320 | 6 | Nebraska '09 |
| 97 | Phillips, Jordan | 6-6 | 330 | R | Oklahoma '15 |
| 98 | Coples, Quinton | 6-6 | 290 | 4 | North Carolina '12 |

Veteran Additions: Ndamukong Suh (Det.). Draft Choices/College Free Agents: Jordan Phillips (D2). Losses from 2014: Jared Odrick (Jac.), Randy Starks (Cle.).



LINEBACKERS (7)

| NO | NAME | HT | WT | EXP | COLLEGE |
|----|------------------------|-----|-----|-----|----------------|
| 42 | Paysinger, Spencer | 6-2 | 250 | 5 | Oregon '10 |
| 45 | Hull, Mike | 6-0 | 237 | R | Penn State '15 |
| 46 | Hewitt, Neville | 6-2 | 235 | R | Marshall '15 |
| 49 | Vigil, Zach | 6-2 | 240 | R | Utah State '15 |
| 52 | Sheppard, Kelvin | 6-2 | 249 | 5 | LSU '11 |
| 53 | Jenkins, Jelani | 6-0 | 243 | 3 | Florida '13 |
| 56 | Johnson, James-Michael | 6-1 | 240 | 4 | Nevada '12 |

Veteran Additions: Spencer Paysinger (NYG). Draft Choices/College Free Agent: Mike Hull (CFA), Neville Hewitt (CFA), Zach Vigil (CFA). Losses from 2014: Jason Trusnik, Philip Wheeler.





POSITION-BY-POSITION BREAKDOWN

DEFENSIVE BACKS (10)


| NO | NAME | HT | WT | EXP | COLLEGE |
|----|-----------------|------|-----|-----|--------------------|
| 20 | Jones, Reshad | 6-1 | 218 | 6 | Georgia '10 |
| 21 | Grimes, Brent | 5-10 | 185 | 9 | Shippensburg '06 |
| 22 | Taylor, Jamar | 5-10 | 195 | 3 | Boise State '13 |
| 24 | McCain, Brice | 5-9 | 190 | 7 | Utah '08 |
| 27 | Gary, Shamiel | 6-0 | 217 | 1 | Oklahoma State '13 |
| 28 | McCain, Bobby | 5-11 | 196 | R | Memphis '15 |
| 29 | Patmon, Tyler | 5-10 | 188 | 2 | Oklahoma State '14 |
| 31 | Thomas, Michael | 5-11 | 201 | 3 | Stanford '12 |
| 35 | Aikens, Walt | 6-1 | 208 | 2 | Liberty '14 |
| 36 | Lippett, Tony | 6-3 | 200 | R | Michigan State '15 |

Veteran Additions: Brice McCain (Pit.), Zack Bowman (NYG). Draft Choices/College Free Agents: Bobby McCain (D5), Tony Lippett (D5). Losses from 2014: Cortland Finnegan (retired), T.J. Heath (free agent), R.J. Stanford (free agent), Jimmy Wilson (S.D.).

SPECIALISTS (3)


| NO | NAME | HT | WT | EXP | COLLEGE |
|----|----------------|-----|-----|-----|-------------------|
| 3 | Franks, Andrew | 6-1 | 205 | R | RPI '15 |
| 4 | Darr, Matt | 6-1 | 220 | R | Tennessee '15 |
| 92 | Denney, John | 6-5 | 252 | 11 | Brigham Young '05 |





MIAMI DOLPHINS 50TH SEASON ALL-TIME TEAM

In conjunction with the Dolphins' 50th season celebration presented by Pepsi, voting took place to select the top 50 players in team history. Four different groups voted on the composition of the team, including fans, Dolphins alumni, South Florida media and a select blue ribbon panel. Each group's selections counted for 25 percent of the overall vote. Five players on the team were announced each week leading up to Miami's game vs. the New York Giants on Dec. 14, 2015, when the entire 50th team was honored as part of a tribute to the 50 seasons of Dolphins football. Here are the top 50 players in team history.



DICK ANDERSON - SAFETY



BOB BAUMHOWER - DEFENSIVE TACKLE



DOUG BETTERS - DEFENSIVE BETTERS



GLENN BLACKWOOD - SAFETY



KIM BOKAMPER - LINEBACKER/DEFENSIVE END



TIM BOWENS - DEFENSIVE TACKLE



BOB BRUDZINSKI - LINEBACKER



NICK BUONICONTI - LINEBACKER






MIAMI DOLPHINS 50TH SEASON ALL-TIME TEAM



MARK CLAYTON - WIDE RECEIVER



BRYAN COX - LINEBACKER



LARRY CSONKA - FULLBACK



VERN DEN HERDER - DEFENSIVE END




A.J. DUHE - LINEBACKER



MARK DUPER - WIDE RECEIVER



NORM EVANS - TACKLE



MANNY FERNANDEZ - DEFENSIVE TACKLE




BOB GRIESE - QUARTERBACK



BRENT GRIMES - CORNERBACK





MIAMI DOLPHINS 50TH SEASON ALL-TIME TEAM



BRUCE HARDY - TIGHT END



KEITH JACKSON - TIGHT END



JIM JENSEN - QUARTERBACK/RUNNING BACK/WIDE RECEIVER




JIM KIICK - RUNNING BACK




BOB KUECHENBERG - OFFENSIVE LINEMAN



JIM LANGER - CENTER



LARRY LITTLE - GUARD



SAM MADISON - CORNERBACK



JIM MANDICH - TIGHT END



DAN MARINO - QUARTERBACK





MIAMI DOLPHINS 50TH SEASON ALL-TIME TEAM



O.J. McDUFFIE - WIDE RECEIVER



NAT MOORE - WIDE RECEIVER



EARL MORRALL - QUARTERBACK



MERCURY MORRIS - RUNNING BACK



TONY NATHAN - RUNNING BACK



ED NEWMAN - GUARD



JEFF OFFERDAHL - LINEBACKER



LOUIS OLIVER - SAFETY



MIKE POUNCEY - CENTER/GUARD



REGGIE ROBY - PUNTER





MIAMI DOLPHINS 50TH SEASON ALL-TIME TEAM



JAKE SCOTT - SAFETY



KEITH SIMS - GUARD



BILL STANFILL - DEFENSIVE END



DWIGHT STEPHENSON - CENTER



PATRICK SURTAIN - CORNERBACK



JASON TAYLOR - DEFENSIVE END/LINEBACKER



ZACH THOMAS - LINEBACKER




CAMERON WAKE - LINEBACKER/DEFENSIVE END



PAUL WARFIELD - WIDE RECEIVER



RICHMOND WEBB - TACKLE





MIAMI DOLPHINS 50TH SEASON ALL-TIME TEAM



RICKY WILLIAMS - RUNNING BACK



GARO YEPREMIAN - KICKER



HOW THEY WERE BUILT - 50TH TEAM EDITION

| Drafted | Trades | Waivers | Free Agents |
|-------------------------------------|-------------------------------------|-------------------------------|------------------------------------|
| QB Bob Griese, 1968 - 1st rd | LB Nick Buoniconti, via BOS 1969 | QB Earl Morrall, via BLT 1972 | T Norm Evans, Expansion Draft 1966 |
| FB Larry Csonka, 1968 - 1st rd | G Larry Little, via SD 1969 | | DT Manny Fernandez, undrafted 1968 |
| S Dick Anderson, 1968 - 3rd rd | WR Paul Warfield, via CLE 1970 | | K Garo Yepremian, 1970 |
| RB Jim Kiick, 1968 - 5th rd | LB Bob Brudzinski, via LA Rams 1981 | | C Jim Langer, Undrafted 1970 |
| DE Bill Stanfill, 1969 - 1st rd | RB Ricky Williams, via NO 2002 | | OL Bob Kuechenberg, 1970 |
| RB Mercury Morris, 1969 - 3rd rd | | | TE Keith Jackson, 1992 |
| TE Jim Mandich, 1970 - 2nd rd | | | DE/LB Cameron Wake, 2009 |
| S Jake Scott, 1970 - 7th rd | | | CB Brent Grimes, 2013 |
| DE Vern Den Herder, 1971 - 9th rd | | | |
| G Ed Newman, 1973 - 6th rd | | | |
| WR Nat Moore, 1974 - 3rd rd | | | |
| DE/LB Kim Bokamper, 1976 - 1st rd | | | |
| DE/LB A.J. Duhe, 1977 - 1st rd | | | |
| DT Bob Baumhower, 1977 - 2nd rd | | | |
| DE Doug Betters, 1978 - 6th rd | | | |
| TE Bruce Hardy, 1978 - 9th rd | | | |
| RB Tony Nathan, 1979 - 3rd rd | | | |
| S Glenn Blackwood, 1979 - 8th rd | | | |
| C Dwight Stephenson, 1980 - 2nd rd | | | |
| QB/RB/WR Jim Jensen, 1981 - 11th rd | | | |
| WR Mark Duper, 1982 - 2nd rd | | | |
| QB Dan Marino, 1983 - 1st rd | | | |
| P Reggie Roby, 1983 - 6th rd | | | |
| WR Mark Clayton, 1983 - 8th rd | | | |
| LB John Offerdahl, 1986 - 2nd rd | | | |
| S Louis Oliver, 1989 - 1st rd | | | |
| T Richmond Webb, 1990 - 1st rd | | | |
| G Keith Sims, 1990 - 2nd rd | | | |
| LB Bryan Cox, 1991 - 5th rd | | | |
| WR O.J. McDuffie, 1993 - 1st rd | | | |
| DT Tim Bowens, 1994 - 1st rd | | | |
| LB Zach Thomas, 1996 - 5th rd | | | |
| CB Sam Madison, 1997 - 2nd rd | | | |
| DE/LB Jason Taylor, 1997 - 3rd rd | | | |
| CB Patrick Surtain, 1998 - 2nd rd | | | |
| C/G Mike Pouncey, 2011 - 1st rd | | | |



Miami Dolphins Announce the Greatest Game in Dolphins History

The Miami Dolphins, as part of the franchise's 50th season celebration presented by Pepsi, conducted fan voting for the greatest game in Dolphins history. With balloting held from Dec. 17 through Noon on Dec. 29. The winner as selected by the fans was the emotional 1985 game against the Chicago Bears at the Orange Bowl that protected the legacy of the 1972 undefeated Dolphins team:

-- WINNER --



1985 Regular Season Game vs. Chicago Bears -- On Dec. 2, 1985 in a game at the Orange Bowl shown on Monday Night Football, the Dolphins defeated the Chicago Bears 38-24. With Chicago 12-0 at the time, members of the 1972 Perfect Season Dolphins were on the sidelines to urge the current Dolphins team to protect their unique legacy. Miami built a 31-10 halftime lead, with Don Shula calling it "the best half of offensive football I've ever been associated with." For the game, Dan Marino was 14-27 for 270 yards and three touchdowns, with two going to Nat Moore, while Mark Duper and Mark Clayton caught five passes each for a combined 195 yards. The Bears went on to win the Super Bowl, with their lone loss coming against the Dolphins to prevent them from going undefeated.

In all, the ballot contained seven memorable games in Dolphins history that were selected on the basis of a number of factors, including the team's performance, the impact of their outcome and their historical significance. The other six games were as follows:



1971 AFC Playoff Game at Kansas City Chiefs -- The Dolphins defeated the Chiefs 27-24 in Kansas City when Garo Yepremian kicked a 37-yard field goal with 7:40 elapsed in the second overtime on Christmas Day in 1971. At 82 minutes and 40 seconds, it remains the longest game in NFL history. The Dolphins battled back three different times to tie the game in regulation, including a touchdown pass from Bob Griese to Marv Fleming with 96 seconds left to send the game into overtime.



Super Bowl VII vs. Washington Redskins -- The Dolphins defeated the Washington Redskins 14-7 on January 14, 1973 at the Coliseum in Los Angeles to finish 17-0, the only perfect season in NFL history. Miami's 14-0 halftime lead held up behind Manny Fernandez' 17 tackles and three interceptions by the defense, including two by game MVP Jake Scott. Washington's only touchdown came off a return of a blocked field goal and attempted pass by Garo Yepremian.




Super Bowl VIII vs. Minnesota Vikings -- The Dolphins won their second successive Super Bowl by defeating the Vikings 24-7 on January 13, 1974 at Rice Stadium in Houston. In a dominant performance, Miami took a 17-0 lead before the Vikings even crossed their 40-yard line and scored all of their 24 points before Minnesota got on the scoreboard. Larry Csonka rushed for a then-Super Bowl record 145 yards and was named as the game's MVP.



1982 AFC Championship Game vs. New York Jets -- On Jan. 23, 1983 in a rainy Orange Bowl the Dolphins defeated the New York Jets 14-0 to win the AFC championship and advance to Super Bowl XVII. Miami set an AFC Championship Game record by holding the Jets to 139 total yards and A.J. Duhe set an AFC playoff record with three interceptions of Jets QB Richard Todd, one of which he returned 35 yards for a touchdown.



1993 Regular Season Game vs. Philadelphia Eagles -- On Nov. 14, 1993 at Veterans Stadium in Philadelphia, the Dolphins defeated the Philadelphia Eagles 19-14. The win was Don Shula's 325th career victory, surpassing George Halas as the winningest coach in NFL history. Trailing 14-13 in the third quarter, Doug Pederson replaced an injured Scott Mitchell at quarterback and guided the Dolphins to a pair of field goals while the defense held the Eagles scoreless the rest of the game, giving the Dolphins the win.



2008 Regular Season game vs. New York Jets -- On Dec. 28, 2008 in the Meadowlands, the Dolphins defeated the New York Jets 24-17 in the regular season finale to win the AFC East and earn a playoff berth. The victory capped Miami's 11-5 regular season and a ten-win improvement from their 1-15 mark a year earlier. Chad Pennington threw two touchdown passes against his former team while Miami's defense intercepted Jets QB Brett Favre three times.



MIAMI DOLPHINS 50TH SEASON

MIAMI DOLPHINS UNVEIL 50TH SEASON CELEBRATIONS



50th Season Patch


The Miami Dolphins announced on May 9, 2015 elements for the team's 50th season celebration, including a throwback jersey, commemorative book, voting for the top 50 players and greatest game in Dolphins history as well as themes that will surround each home game at Sun Life Stadium.

In 2015, the franchise celebrated 50 seasons in South Florida and commemorated the milestone with several unique elements that were unveiled throughout the golden landmark. The organization for the occasion has unveiled a customized 50th season logo. This logo will be displayed on all associated merchandise, campaigns, content on social platforms, video and all media as well as a patch on all player jerseys throughout the 2015 football season.

Additionally, the Dolphins unveiled the "Since" campaign, chronicling all five decades of the franchise from the fans' perspective and capturing the moments when the Dolphins became part of the fabric of their fandom. The team rolled out noted moments in time from historical assets through the current day, and asked for user generated content submitted through social platforms from fans and their "Since Moment" at dolphins.com/sincemoment or #SinceMoment. The campaign was created in house, and was activated on social and digital platforms.

"Fins at Fifty" is the team's official 50th Anniversary coffee table book, chronicling and celebrating the rich 50-year history of Miami Dolphins football. Starting with a foreword by Don Shula, the definitive, 256-page hardcover book will take fans on a half-century journey covering unforgettable players and coaches and the memorable games and seasons they produced. Using one-of-a-kind photos and historical artifacts from the team's official archives, as well as unique first-person accounts from some of the greatest names in Dolphin history, the book will tell a colorful story of the team's unmatched history that cannot be found elsewhere. The book is being published by Skybox Press, one of the country's leading publishers of iconic sports coffee table books, and is available for pre-sale in the Dolphins team stores, and online at DolphinsBook.com

Finally, throughout the 2015 season, the Dolphins celebrated the 50th season with elements at each game, including a special tribute to 1966 members on field. This 50th season marked one of the best home schedules in years, with the Dec. 14 home matchup against the N.Y. Giants which featured Alumni Weekend and throwback jerseys worn by the team.



"Fins at Fifty" Official
50th Anniversary Coffee
Table Book

MIAMI DOLPHINS ANNOUNCE TOP 50 VOTING AND THROWBACK UNIFORM AS PART OF 50TH SEASON CELEBRATION PRESENTED BY PEPSI

The Miami Dolphins, as part of the franchise's 50th season celebration presented by Pepsi, announced on July 29 additional elements to mark the milestone, including open fan voting for the team's Top 50 players and a hallmark throwback uniform. The throwback uniform and the Top 50 players were an integral part of the organization's 50th Season Homecoming festivities on Dec. 14 when the Dolphins played host to the New York Giants at Sun Life Stadium.

Pepsi as presenting sponsor of the Dolphins 50th season celebration has inclusion in the team's microsite at Dolphins.com/Since, presence within the campaign's out of home signage as well as online voting for the Top 50 players.

The Dolphins wore throwback uniforms with a nod to the team's storied history while incorporating innovative aspects of modern design and functionality for the Monday Night Football game. Aqua, orange and white were new to football when the Miami Dolphins hit the gridiron in 1966. Since then, the team's color scheme has remained, but the aesthetics have undergone a subtle evolution including, in the 1970s, the addition of contrast cuffs. In commemoration of the franchise's 50th year, the Dolphins refresh their original uniform composition — a solid aqua jersey punctuated by white and orange numbers paired to white pants — with the NFL Nike Elite 51 Uniform. This marked the first time that the Dolphins have worn throwback uniforms for a home game and just the second time overall in team history. .





DOLPHINS CANCER CHALLENGE 2016 SAVE THE DATE



The Miami Dolphins will hold the 6th Annual Dolphins Cancer Challenge (DCC) on February 20, 2016.

On February 20, 2016, all routes for DCC VI will lead to Sun Life Stadium. Participants can choose between seven options: from a 5k walk/run to rides 13-100 miles. In addition, there are volunteer opportunities available for anyone who interested in being a cancer fighter.

The DCC will culminate in a Finish Line Celebration with Grammy-Award winners Sheryl Crow and Melissa Etheridge to headline the festivities at Sun Life Stadium. The concert will be a celebration of DCC participants' hard work and fundraising efforts for cancer research. All members of the community are invited to join in the celebration.

The DCC is dedicated to improving people's lives through the financial support of innovative cancer research at Sylvester Comprehensive Cancer Center. This is done through a fun, safe and exceptional bike ride with routes in Palm Beach, Ft. Lauderdale and Miami and 5k run/walk at Sun Life Stadium, with 100% of participant-raised funds going directly to Sylvester. Founded by the Miami Dolphins in 2010, the DCC has already raised more than \$11 million for cancer research in the South Florida community.

More information on all of the activities associated with the DCC, along with fundraising requirements for each event and information on the concert, including purchasing tickets, can be found at DolphinsCancerChallenge.com.

The Dolphins Cancer Challenge (DCC) was founded in 2010 by the Miami Dolphins organization as the signature initiative of the Foundation's health pillar. In part inspired by Dolphins alumnus and long-time radio voice Jim "Mad Dog" Mandich's courageous battle with cancer, the DCC's mission is to improve people's lives through financial support for innovative cancer research at South Florida's only academic-based cancer center –Sylvester Comprehensive Cancer Center at the University of Miami. Since its inception, the DCC has raised over \$11.55 million, donating 100% of participant-raised funds to Sylvester. Every person, fan and age can fight cancer! For additional information, call (305) 943-6799 or visit www.DolphinsCancerChallenge.com. DCC can be found on Facebook at facebook.com/RideDCC and on Twitter at @TackleCancer.





DOLPHINS ON THE AIR THIS SEASON

CEFALO, GRIESE AND ROSE RETURN TO THE BOOTH IN 2015

WBGG (105.9 FM) and WINZ (940 AM) finished their sixth year as the flagship stations for the Miami Dolphins Radio Network.

On March 1, 2010, the Dolphins announced a multi-year radio broadcast rights partnership with Clear Channel Communications that resulted in WBGG-FM (Big 105.9) and WINZ-AM (940 – The Sports Animal) being the Dolphins flagship stations. All Dolphin preseason, regular season and playoff games are broadcast exclusively in South Florida on those two outlets and throughout South and Central Florida on the Miami Dolphins Radio Network.

In addition to the game broadcasts, a two-hour pregame and a two-hour postgame show rounds out “Dolphins Game Day Live” coverage on WBGG, WINZ, The Miami Dolphins Radio Network, Dolphins.com, FanVision, the In-Stadium Television Network, the Dolphins Television Network and the Dolphins mobile app.

Jimmy Cefalo begins his 11th season as part of the Dolphins’ radio team, and is certainly well known as both a broadcaster and a former Dolphins player. For many years he served as the sports anchor for WPLG-TV (Channel 10), first joining that station in October of 1992 as the host of “Sports Monday.” Since then he became the sports anchor for Local 10 News Monday through Friday and anchored the station’s popular “Sports Jam Live,” which aired on Sunday nights.



In 2015, Bob Griese, Joe Rose, and Jimmy Cefalo return to the Dolphins’ radio team.

Prior to his broadcasting career, Cefalo played seven seasons with the Dolphins (1978-84) as a wide receiver, and finished with 93 catches for 1,739 yards and 13 touchdowns. His best season came in 1981, when he caught 29 passes for 631 yards (21.8 yards per catch) and three touchdowns. He also was a member of two Dolphins Super Bowl teams, and in Super Bowl XVII against the Washington Redskins, he caught a 76-yard touchdown pass from David Woodley, which at the time was the second-longest reception in Super Bowl history. Cefalo originally joined the Dolphins as a third-round draft choice in 1978 following a stellar collegiate career at Penn State.

Joe Rose again joins Cefalo on the team’s radio broadcasts, and like Cefalo, he built a broadcast career after his playing days ended. He is in his 10th season as a Dolphins radio analyst. In past years he has hosted “The Coaches Show” on WTVJ-TV (Channel 6), having joined the station in 1992, and was featured on the station’s successful “Sunday Sports Final” as well before retiring from television work in 2015. Rose is well known locally for his popular 6-10 a.m. weekday show on WQAM.

Rose was a Dolphins tight end from 1980-85, and in that time caught 112 passes for 1,493 yards and 13 touchdowns. He had his best year in 1983, when he had 29 catches for 345 yards and three touchdowns. He is best known for catching Dan Marino’s first regular season touchdown pass, a six-yard reception on September 19, 1983 in Los Angeles versus the Raiders. Rose originally was a seventh-round draft pick of the Dolphins in 1980 after playing at the University of California.

Joining Rose and Cefalo in the booth for the regular season is former Dolphins great and Pro Football Hall of Fame member Bob Griese, who is in his fifth year as a member of Miami’s radio team after a long tenure on ABC and ESPN’s broadcast teams for college football.

Griese led the Dolphins from 1967-80 where his No. 12 jersey became the first in the franchise’s history to be retired, on May 6, 1982. In 1990, he was also voted the quarterback on the Dolphins’ Silver Anniversary all-time team and was enshrined on the Dolphins Honor Roll at Sun Life Stadium. He also was a charter inductee in the Dolphins’ Walk of Fame in 2011. Including playoffs, he had a .681 winning percentage (88-41-1) and was a consensus All-Pro quarterback in 1971 and 1977, while appearing in six Pro Bowls. He was elected to the Hall of Fame in 1990.

Kim Bokamper, a former Dolphins Pro Bowl linebacker, will continue in his role on the broadcast team as a sideline reporter.

In July 2015, the Dolphins announced a multi-year deal with 1210 ESPN Deportes in Miami to be the Spanish language flagship station of the Miami Dolphins. 1210 ESPN Deportes (WNMA-1210 AM) and the Miami Dolphins Spanish Radio Network broadcast every Dolphins game. This season marks the 34th consecutive year that Dolphins games will be broadcast in Spanish.

2015 MIAMI DOLPHINS RADIO NETWORK

| LOCATION | NETWORK | LOCATION | NETWORK |
|-------------------|------------------------|-----------------|------------------------|
| Florida Keys | WKWF 1600 AM | Miami | WINZ 940 AM |
| Fort Lauderdale | WBGG 105.9 FM | Miami | WNMA 1210 AM (Spanish) |
| Fort Lauderdale | WINZ 940 AM | Orlando | ESPN 580 AM |
| Fort Lauderdale | WNMA 1210 AM (Spanish) | Stuart | WCZR 101.7 FM |
| Fort Myers/Naples | WRXK 96.1 K-Rock FM | Vero Beach | WCZR 101.7 FM |
| Fort Pierce | WCZR 101.7 FM | West Palm Beach | WZZR 94.3 FM |
| Miami | WBGG 105.9 FM | West Palm Beach | WJNO 1290 AM |



Eduardo Martell and Raul Striker Jr. will call Dolphins games on 1210 ESPN Deportes this season.



MIAMI DOLPHINS MEDIA WORKROOM ACCESS PARKING INFORMATION FOR THE 2015 SEASON

As a reminder, the workroom for accredited media covering the Miami Dolphins is located behind the Dolphins Pro Shop at the Doctors Hospital Training Facility at Nova Southeastern University. Access to the media workroom is granted by the Communications Staff.

Parking passes are distributed by the Communications Department. The passes need to be clearly displayed to gain entry into the media parking areas. Media parking is available at the Nova Southeastern University Medical School garage (HPD Garage), which is next to the Dolphins Pro Shop, and located near the intersection of University Drive and S.W. 30th Street, between Griffin Road and I-595. Access to this garage is off University Drive and S.W. 30th Street. In the event the HPD Garage is full, the overflow media parking will be in the AUX Parking Lot next to the NOVA Softball fields.

PLEASE NOTE – ALL MEDIA ARE ASKED TO PARK ON THE SECOND FLOOR OF THE HPD GARAGE. PARKING ON THE FIRST FLOOR IS RESERVED FOR NOVA PATIENTS ONLY. THE GARAGE WILL BE MONITORED BY NOVA AND THOSE WHO PARK ON THE FIRST FLOOR WILL BE TICKETED.

PLEASE PREARRANGE ALL LIVE TRUCK PARKING through the Miami Dolphins Communications Department.

DIRECTIONS TO DOCTORS HOSPITAL TRAINING FACILITY AT NOVA SOUTHEASTERN UNIVERSITY

FROM I-95 OR FLORIDA'S TURNPIKE

Exit at I-595; proceed west to University Drive exit
Turn left (south) onto University Drive
Proceed to S.W. 30th Street (Abe Fischler Blvd.) turn left (east)
Proceed past the Miami Dolphins facility to Ray Ferrero Jr. Blvd.
Turn right and parking facility will be on your right.

UNIVERSITY DRIVE

From north of I-595
Take University Drive south past I-595 to S.W. 30th Street (Abe Fischler Blvd.) turn left (east).
Proceed past the Miami Dolphins facility to Ray Ferrero Jr. Blvd.
Turn right and parking facility will be on your right.

FROM SOUTH OF GRIFFIN ROAD

Take University Drive north past Griffin Road to S.W. 30th Street (Abe Fischler Blvd.) turn right (east)
Proceed past the Miami Dolphins facility to Ray Ferrero Jr. Blvd.
Turn right and parking facility will be on your right.





GAME 1: MIAMI 17, AT WASHINGTON 10

SUNDAY, SEP. 13 • 1 P.M. ET • FEDEXFIELD • LANDOVER, MD



GAME SUMMARY

On a day when Jarvis Landry did a little bit of everything for the Dolphins, it was an electric punt return that proved the difference in the season opener at Washington.

Landry returned a punt 69 yards for a touchdown to break a 10-10 tie and lead to a 17-10 victory at FedEx Field.

He also tied a career high with eight catches and had a nifty 14-yard run on an inside handoff from the shotgun formation.

It was the third consecutive season-opening victory for the Dolphins, who beat the Cleveland Browns in 2013 and beat the New England Patriots last season.

Rishard Matthews had the other touchdown for the Dolphins, who overcame a 10-0 first-half deficit. Matthews scored on a 3-yard touchdown pass from Ryan Tannehill.

After a difficult start, particularly against the run, the Dolphins defense came up with some big plays and cornerbacks Brent Grimes and Brice McCain both had interceptions.

The Dolphins secured the victory when they stopped Washington on down after a final drive that reached the Miami 20-yard line. The defense forced an incompletion on fourth down with a blitz that hurried quarterback Kirk Cousins' pass attempt.

The offense was able to kill the clock thanks to a 22-yard reception by Lamar Miller and then a determined run to convert a third-and-8.

Landry, who joined Marcus Thigpen (2012) and Tommy Vigorito (1982) as the only players in Dolphins history to score on a punt return in a season opener, scored halfway through the fourth quarter after taking a Tress Way punt.

He ran through a gaping hole in the middle of the field before beating Way with a quick outside-inside move.

Landry's touchdown came after the Dolphins had tied the score with a field goal by rookie Andrew Franks. That drive had featured Landry's 14-yard run and had the Dolphins with a first-and-goal from the 3-yard line.

The Dolphins trailed 10-7 heading into the second half before wasting a nice scoring opportunity on their first drive of the third quarter after moving to a second-and-4 from the Washington 22-yard line.

After Matthews dropped a pass on second down, Washington got to Tannehill on third down and knocked the ball loose while in the process of tackling him. Offensive linemen Branden Albert and Ja'Wuan James both attempted to fall on the loose ball, but not only did they fail to secure it, they moved it closer to the Dolphins end zone.

In the end, it was Washington rookie Preston Smith, who had punched the ball away to begin the madness, who recovered it at the Dolphins 42-yard line.

There was no damage done because the Dolphins defense forced Washington into a three-and-out.

Later in the third quarter, Washington saw a third-and-4 from the Dolphins 22-yard line turn into a third-and-29 after three consecutive penalties.

In what mostly was a forgettable first half, the Dolphins got a much-needed score right before halftime.

After Jordan Reed's 4-yard touchdown catch gave Washington a 10-0 lead with 1:49 left in the half, the Dolphins marched 80 yards in just 1:02 on a drive capped by Matthews' touchdown.

The key player on the drive was tight end Jordan Cameron, who started things off with a 27-yard reception and later had a 13-yard catch that gave the Dolphins a first-and-goal at the 3-yard line.

Another big play came when Tannehill connected with Greg Jennings for an 11-yard gain and a roughing-the-passer penalty was tacked on.

Things didn't get off a very good start for the Dolphins, who allowed back-to-back drives of 11 and 10 plays sandwiched around a three-and-out by their offense.

The Dolphins only trailed 3-0, however, after a missed field goal.

The Dolphins' best scoring chance before the two-minute warning came after Grimes intercepted Cousins at the Washington 21-yard line. But Damien Williams was stopped for no gain on fourth-and-1 from the Washington 12.

SCORING

| SCORE BY PERIODS | 1 | 2 | 3 | 4 | OT | Total |
|---------------------|---|---|---|----|----|-------|
| Miami Dolphins | 0 | 7 | 0 | 10 | 0 | 17 |
| Washington Redskins | 3 | 7 | 0 | 0 | 0 | 10 |

SCORING DRIVES

| Team | Qtr | Time | Play Description (Extra Point) (Drive info) | MIA | WSH |
|----------|-----|-------|---|-----|-----|
| Redskins | 1 | 7:39 | K.Forbath 45 yd. Field Goal (12-53, 7:21) | 0 | 3 |
| Redskins | 2 | 1:49 | J.Reed 4 yd. pass from K.Cousins (K.Forbath kick) (17-88, 8:49) | 0 | 10 |
| Dolphins | 2 | 0:27 | R.Matthews 3 yd. pass from R.Tannehill (A.Franks kick) (9-80, 1:22) | 7 | 10 |
| Dolphins | 4 | 11:34 | A.Franks 22 yd. Field Goal (10-76, 5:13) | 10 | 10 |
| Dolphins | 4 | 10:22 | J.Landry 69 yd. punt return (A.Franks kick) | 17 | 10 |

TEAM STATISTICS

| | DOLPHINS | REDSKINS |
|---|----------|----------|
| TOTAL FIRST DOWNS | 19 | 20 |
| THIRD DOWN EFFICIENCY | 5-12-42% | 6-14-43% |
| FOURTH DOWN EFFICIENCY | 0-1-0% | 0-1-0% |
| TOTAL NET YARDS | 256 | 349 |
| NET YARDS RUSHING | 74 | 161 |
| NET YARDS PASSING | 182 | 188 |
| PASS ATTEMPTS-COMPLETIONS-HAD INTERCEPTED | 34-22-0 | 31-21-2 |
| KICKOFFS Number-In End Zone-Touchbacks | 4-4-3 | 3-2-1 |
| PUNTS Number and Average | 4-54.3 | 3-41.3 |
| FGs - PATs Had Blocked | 0-0 | 0-0 |
| TOTAL RETURN YARDAGE (Not Including Kickoffs) | 76 | 23 |
| PENALTIES Number and Yards | 6-39 | 11-88 |
| FUMBLES Number and Lost | 2-1 | 1-0 |
| TOUCHDOWNS | 2 | 1 |
| EXTRA POINTS Made-Attempts | 2-2 | 1-1 |
| FIELD GOALS Made-Attempts | 1-1 | 1-2 |
| RED ZONE EFFICIENCY | 1-3-33% | 1-1-100% |
| GOAL TO GO EFFICIENCY | 1-2-50% | 1-1-100% |
| SAFETIES | 0 | 0 |
| TIME OF POSSESSION | 22:06 | 37:54 |

INDIVIDUAL STATISTICS

RUSHING (Att-Yds): Miami, L. Miller 13-53, J. Landry 1-14, R. Tannehill 3-7, D. Williams 1-0. Washington, A. Morris 25-121, M. Jones 6-28, C. Thompson 3-11, J. Crowder 1-2. K. Cousins 2-(-1).

PASSING (C-A-Y-TD-I): Miami, R. Tannehill 34-22-226-1-0. Washington, K. Cousins 31-21-196-1-2.

RECEIVING (Rec-Yds): Miami, J. Landry 8-53, J. Cameron 4-73, R. Matthews 4-34-1 TD, G. Jennings 3-29, L. Miller 1-22, K. Stills 1-12, D. Williams. Washington, J. Reed 7-63, P. Garcon 6-74, A. Roberts 3-36, D. Carrier 2-8, R. Grant 1-15, D. Young 1-0, J. Crowder 1-0.

SACKS (Sk-Yds): Miami, J. Phillips 1-8. Washington, P. Smith, 1-38, J. Hatcher 1-1, C. Baker 0.5-2.5, R. Kerrigan 0.5-2.5.

INTERCEPTIONS (Int-Yds): Miami, B. Grimes 1-2, Br. McCain 1-0. Washington, none.

TACKLES (S-A-T): Miami, R. Jones 7-5-12, K. Misi 9-2-11, J. Jenkins 7-4-11, J. Taylor 6-3-9, T. Fede 4-2-6, Br. McCain 2-4-6, K. Sheppard 3-2-5, E. Mitchell 3-1-4, W. Aikens 2-0-2, B. Grimes 1-1-2, N. Suh 1-1-2, J. Phillips 1-0-1, M. Thomas 1-0-1, C. Mosley 1-0-1, Z. Vigil 1-0-1, D. Shelby 0-1-1. Washington, D. Hall 6-2-8, T. Robinson 6-2-8, D. Goldson 6-0-6, K. Robinson 3-2-5, J. Hatcher 3-1-4, J. Rogers 1-3-4, D. Ihenacho 1-2-3, P. Riley 1-2-3, C. Baker 0-3-3, T. Murphy 0-3-3, D. Ameron 2-0-2, R. Kerrigan 1-1-2, P. Smith 1-0-1, T. Knighton 1-0-1, C. Culliver 0-1-1.

MISSED FIELD GOAL: Miami, none. Washington, K. Forbath 46WR.



POSTGAME NOTES AT WASHINGTON

- The tickets distributed were 76,512.
- QB Ryan Tannehill, DE Cameron Wake and S Michael Thomas served as the game captains.
- With the 17-10 win, Miami is now 8-4 in regular season action against the Redskins.
- Following the victory, Miami has now won season openers in three-straight years (33-20 vs. New England on Sept. 7, 2014 and 23-10 at Cleveland on Sept. 8, 2013) for the first time since the 2000-02 seasons (49-21 vs. Detroit on Sept. 8, 2002, 31-23 at Tennessee on Sept. 9, 2001 and 23-0 vs. Seattle on Sept. 3, 2000).
- After the win, Miami is now 27-22-1 all-time in season openers and 17-14-1 in season-opening road contests.
- Miami is now 2-1 in season openers against Washington, with all three contests being played in Washington (a 35-17 win on Sept. 2, 1984 and a 16-13 overtime defeat on Sept. 9, 2007).
- Miami held Washington to 0-of-5 on third down in the second half today after allowing 6-of-9 to be converted in the first half.
- DT Jordan Phillips recorded the first sack of his career for a loss of eight yards on Washington's opening drive.
- CB Brent Grimes recorded an interception and returned it for two yards in the second quarter. Since joining the Dolphins in 2013, Grimes has now recorded 10 interceptions. Entering the game, Grimes' nine interceptions in his two seasons with the team were tied for the fourth-most interceptions in the NFL during that time span.
- WR Rishard Matthews recorded a 3-yard touchdown reception on a pass from QB Ryan Tannehill in the second quarter. The drive went nine plays for 80 yards in 1:22. The touchdown reception was Matthews' fifth of his career.
- WR Jarvis Landry tied his career high with eight receptions for 53 yards. He recorded eight receptions three times last season.
- With his eight receptions, WR Jarvis Landry has recorded five-or-more receptions in 10-straight games, continuing to improve on his franchise record for consecutive games with five-or-more catches. He surpassed O.J. McDuffie's eight-straight games, which was set in 1998.
- WR Jarvis Landry's 69-yard punt return for a touchdown was the first punt return for a touchdown by a Dolphins player since Marcus Thigpen's 72-yard at Houston on Sept. 9, 2012.
- WR Jarvis Landry's punt return for a touchdown was the third punt return for a touchdown in a Dolphins season opener in franchise history (Marcus Thigpen at Houston in 2012 and Tom Vigorito at the N.Y. Jets in 1982).
- WR Jarvis Landry recorded a career-long 14-yard rushing attempt in the fourth quarter.
- K Andrew Franks converted the first field goal of his career on a 22-yard attempt in the fourth quarter. The drive went 10 plays for 78 yards in 4:41.
- QB Ryan Tannehill notched his eighth-career comeback victory. He finished the game by completing 22-of-34 passes for 226 yards and one touchdown, for a passer rating of 93.5.
- In his Dolphins debut, CB Brice McCain recorded an interception in the fourth quarter. It was his ninth career interception.
- LB Koa Misi tied his career high with 11 tackles (nine solo) tackles today. The last time he notched 11 tackles was at Houston on Sept. 9, 2012.
- S Reshad Jones recorded 12 tackles (seven solo), tied for the second-most in a game in his career.
- The following players made their NFL debut against Washington: P Matt Darr, G Jamil Douglas, K Andrew Franks, LB Neville Hewitt, CB Bobby McCain, WR DeVante Parker, DT Jordan Phillips and LB Zach Vigil.
- The following veteran players made their Dolphins debut against Washington: CB Zack Bowman, TE Jordan Cameron, WR Greg Jennings, G/T Jeff Linkenbach, CB Brice McCain, DT C.J. Mosley, LB Spencer Paysinger, WR Kenny Stills and DT Ndamukong Suh.
- With rookie P Matt Darr and K Andrew Franks' appearance in the game, this marked the first time in a non-replacement season that a pair of rookies served as punter and kicker in the same season in Dolphins history.
- With his start today, G Jamil Douglas became just the fourth rookie in Dolphins history to start at guard in a season opener. He joined Keith Sims (1990), Donald Thomas (2008) and John Jerry (2010).
- LS John Denney extended his consecutive games played streak to 161, most in franchise history.
- DT Earl Mitchell extended his consecutive games played streak to 74, the fourth-most in the NFL among active defensive tackles.



GAME 2: JACKSONVILLE 23, MIAMI 20

SUNDAY, SEP. 20 • 4:05 P.M. ET • EVERBANK FIELD • JACKSONVILLE, FLA.



GAME SUMMARY

The Dolphins rallied from a first-half deficit for a second consecutive week, but they came up on the short end this time.

Jason Myers hit a 28-yard field goal with 40 seconds left to break a 20-20 tie and hand the Dolphins their first loss of the season, 23-20 at EverBank Field in Jacksonville.

The Dolphins had one last chance after taking over at their 20, but they didn't have a timeout and failed to get a first down.

The loss spoiled a strong performance by quarterback Ryan Tannehill, who completed 30 of 44 passes for 359 yards with two touchdowns and no interceptions.

His favorite receivers were Jarvis Landry and Rishard Matthews, who both went over 100 yards.

Tannehill's touchdown passes went to running back Damien Williams in the first half and to tight end Jake Stoneburner in the third quarter.

Stoneburner's touchdown came on his first NFL reception. Stoneburner, who was promoted off the practice squad Monday, was playing in his 10th NFL game.

The star on offense for Jacksonville was second-year wide receiver Allen Robinson, who had five catches for 145 yards and two touchdowns in the first half alone.

After tying the game 20-20 early in the third quarter, the Dolphins offense stalled by finishing with five punts before the final drive.

The Dolphins were hurt throughout the game by penalties, none costlier than a personal foul call on defensive end Olivier Vernon that put Jacksonville at the Miami 19-yard line on the game-winning drive. Miami ended up being penalized 13 times for 112 yards.

The game looked like it was going to be a shootout before it turned into a defensive battle in the second half, with some help from some untimely penalties by the Dolphins and dropped passes by the Jaguars.

The Dolphins also got little production from their running game. They averaged only 2.6 yards on their 16 rushing attempts and Tannehill was the team's rushing leader with 17 yards.

The Dolphins got only 5 rushing yards on their opening drive of the second half, but that didn't stop them from marching 80 yards and tying the game at 20-20 on Stoneburner's touchdown.

Landry was the key player on the drive with a 36-yard catch to the Jaguars 32-yard line and a 13-yard reception to give the Dolphins a first-and-goal at the 6-yard line.

The Dolphins went into the locker room at halftime trailing 20-13 after Myers — who this season joined Miami defensive end Terrence Fede as the only NFL players from Marist College — hit a 58-yard field goal on the last play of the first half.

Jacksonville scored after Dolphins kicker Andrew Franks missed a 42-yard field goal attempt — his first NFL miss after three successful efforts.

For the second time in two games, the Dolphins defense allowed a score on the first drive of the game, but this time it was a touchdown, a 3-yard reception by Robinson.

After falling behind 10-0 at Washington in the opener last Sunday, the Dolphins found themselves down 17-6 in the first half against Jacksonville.

Tannehill connected with Matthews for a 48-yard pass on the Dolphins' first play from scrimmage, leading to a 48-yard field goal that made it a 7-3 game.

After Jacksonville responded with a field goal to restore its seven-point lead, Franks made a 41-yard field goal early in the second quarter to make it 10-6.

Robinson's 46-yard touchdown made it 17-6, but the Dolphins answered immediately with an impressive 83-yard drive.

The key player on the drive was tight end Jordan Cameron, who started things off with a 20-yard reception and later had a 26-yard catch that was accompanied by a roughing penalty on Jacksonville.

On third-and-5 from the 10, Tannehill moved to his left after being unable to find an open receiver and hit Williams on the move around the 3-yard line. Williams did the rest, getting into the corner of the end zone just before falling out of bounds.

At that point, the Dolphins appeared on their way to another comeback victory, but instead they saw their record fall to 1-1 heading into the home opener next Sunday against the Buffalo Bills.

SCORING

| SCORE BY PERIODS | 1 | 2 | 3 | 4 | OT | Total |
|----------------------|----|----|---|---|----|-------|
| Miami Dolphins | 3 | 10 | 7 | 0 | 0 | 20 |
| Jacksonville Jaguars | 10 | 10 | 0 | 3 | 0 | 23 |

SCORING DRIVES

| Team | Qtr | Time | Play Description (Extra Point) (Drive info) | MIA | JAX |
|----------|-----|-------|--|-----|-----|
| Jaguars | 1 | 9:21 | A.Robinson 3 yd. pass from B.Bortles (J.Myers kick) (10-82, 5:39) | 0 | 7 |
| Dolphins | 1 | 7:16 | A.Franks 48 yd. Field Goal (5-50, 2:05) | 3 | 7 |
| Jaguars | 1 | 3:20 | J.Myers 27 yd. Field Goal (8-71, 3:56) | 3 | 10 |
| Dolphins | 2 | 10:08 | A.Franks 41 yd. Field Goal (10-56, 4:36) | 6 | 10 |
| Jaguars | 2 | 5:03 | A.Robinson 46 yd. pass from B.Bortles (J.Myers kick) (9-91, 5:05) | 6 | 17 |
| Dolphins | 2 | 1:48 | D.Williams 10 yd. pass from R.Tannehill (A.Franks kick) (7-82, 3:15) | 13 | 17 |
| Jaguars | 2 | 0:00 | J.Myers 58 yd. Field Goal (3-28, 0:18) | 13 | 20 |
| Dolphins | 3 | 10:28 | J.Stoneburner 5 yd. pass from R.Tannehill (A.Franks kick) (8-80, 4:32) | 20 | 20 |
| Jaguars | 4 | 0:40 | J.Myers 28 yd. Field Goal (9-66, 1:08) | 20 | 23 |

TEAM STATISTICS

| | DOLPHINS | JAGUARS |
|---|----------|----------|
| TOTAL FIRST DOWNS | 17 | 19 |
| THIRD DOWN EFFICIENCY | 5-15-33% | 5-14-36% |
| FOURTH DOWN EFFICIENCY | 0-1-0% | 0-0-0% |
| TOTAL NET YARDS | 386 | 396 |
| NET YARDS RUSHING | 42 | 123 |
| NET YARDS PASSING | 344 | 273 |
| PASS ATTEMPTS-COMPLETIONS-HAD INTERCEPTED | 44-30-0 | 33-18-0 |
| KICKOFFS Number-In End Zone-Touchbacks | 5-5-3 | 5-5-3 |
| PUNTS Number and Average | 6-48.2 | 7-45.3 |
| FGs - PATs Had Blocked | 0-0 | 0-0 |
| TOTAL RETURN YARDAGE (Not Including Kickoffs) | 25 | 32 |
| PENALTIES Number and Yards | 13-112 | 9-93 |
| FUMBLES Number and Lost | 1-0 | 0-0 |
| TOUCHDOWNS | 2 | 2 |
| EXTRA POINTS Made-Attempts | 2-2 | 2-2 |
| FIELD GOALS Made-Attempts | 2-3 | 3-3 |
| RED ZONE EFFICIENCY | 2-2-100% | 1-3-33% |
| GOAL TO GO EFFICIENCY | 1-1-100% | 1-1-100% |
| SAFETIES | 0 | 0 |
| TIME OF POSSESSION | 29:52 | 30:08 |

INDIVIDUAL STATISTICS

RUSHING (Att-Yds): Miami, R. Tannehill 3-17, L. Miller 10-14, J. Landry 1-6, D. Williams 2-5. Jacksonville T. Yeldon 25-70, B. Bortles 2-27, M. Lee 1-12, D. Robinson 1-9, B. Pierce 3-4, C. Grant 1-1.

PASSING (C-A-Y-TD-I): Miami, R. Tannehill 30-44-359-2-0. Jacksonville, B. Bortles 18-33-273-2-0.

RECEIVING (Rec-Yds-TD): Miami, J. Landry 8-110, R. Matthews 6-115, L. Miller 5-28, J. Cameron 3-62, D. Williams 3-15-1, J. Stoneburner 2-18-1, K. Stills 2-8, D. Parker 1-3. Jacksonville, A. Robinson 6-155-2, A. Hurns 4-68, T. Yeldon 3-13, M. Lee 2-27, R. Greene 2-7, T. Alualu 1-3.

SACKS (Sk-Yds): Miami, none. Jacksonville, J. Ordick 1-7, S. Brown 0.5-4, R. Miller 0.5-4.

INTERCEPTIONS (Int-Yds): Miami, none. Atlanta, none.


TACKLES (S-A-T): Miami, J. Jenkins 9-3-12, R. Jones 8-3-11, B. Grimes 5-1-6, K. Misi 2-2-4, K. Sheppard 2-2-4, W. Aikens 2-2-4, M. Thomas 2-0-2, Br. McCain 1-1-2, J. Taylor 1-1-2, D. Shelby 1-1-2, O. Vernon 1-0-1, T. Fede 1-0-1, S. Paysinger 1-0-1, N. Suh 1-0-1, E. Mitchell 1-0-1. Jacksonville, T. Smith 6-3-9, P. Posluszny 7-0-7, A. Colvin 5-1-6, J. Sample 5-0-5, S. Brown 4-1-5, D. McCray 2-2-4, J. Ordick, D. Skuta 2-0-2, P. Thompson 2-0-2, C. Smith 1-1-2, J. Evans 1-1-2, T. Alualu 1-0-1, D. House 1-0-1, C. Clemons 1-0-1, R. Miller 0-1-1.

MISSED FIELD GOAL: Miami, 42WL. Atlanta, none.



POSTGAME NOTES AT JACKSONVILLE

- Tickets distributed were 65,443.
- S Reshad Jones, C Mike Pouncey and S Michael Thomas served as the captains.
- With the 20-23 loss, Miami is now 4-3 in regular season action against the Jaguars.
- WR Rishard Matthews recorded a career-long 48-yard reception on the team's opening drive in the first quarter.
- QB Ryan Tannehill's 48-yard completion to WR Rishard Matthews was the fourth-longest first quarter pass in his career, behind a 67-yard completion to TE Charles Clay at Indianapolis (9/15/13), a 57-yard touchdown to WR Mike Wallace vs. Carolina (11/24/13) and a 50-yarder to Wallace at New England (12/14/14).
- QB Ryan Tannehill threw for 359 yards, the third-highest in a game in his career. It was his ninth game throwing for more than 300 yards in a game.
- QB Ryan Tannehill finished the first half by completing 14-of-19 passes for 175 yards and one touchdown, good for a 119.4 passer rating. The 119.4 passer rating was the fifth-highest in the first half of a game in his career.
- With his 108.0 passer rating, QB Ryan Tannehill surpassed the 100.0 passer rating mark for the 11th time in his career.
- With his 17 rushing yards, QB Ryan Tannehill surpassed David Woodley for the third-most rushing yards by a quarterback in Dolphins history. He currently has 784 yards.
- WR Jarvis Landry recorded eight receptions for 110 yards, establishing a new career high for receiving yards in a game.
- With his eight receptions, WR Jarvis Landry has recorded five-or-more receptions in 11-straight games, continuing to improve on his franchise record for consecutive games with five-or-more catches. He surpassed O.J. McDuffie's eight-straight games, which was set in 1998.
- WR Jarvis Landry tied his career high with eight receptions. This was the fifth time in his career he has notched eight receptions in a game.
- WR Rishard Matthews recorded six catches for 115 yards, the second highest receiving yardage total in his career (11 catches for 120 yards at Tampa Bay on Nov. 11, 2013).
- WR Jarvis Landry (eight catches for 110 yards) and WR Rishard Matthews (six catches for 115 yards) became the first pair to each record 100-or-more receiving yards in the same game since WR Mike Wallace (115 yards) and TE Charles Clay (109 yards) accomplished the feat at Indianapolis on Sept. 15, 2013.
- With his 63 receiving yards, TE Jordan Cameron has now recorded 135 receiving yards this season. His 135 receiving yards in the first two games of the season are the third-most for a tight end in franchise history through the first two games.
- Jelani Jenkins (12 tackles – nine solo and three assisted) and S Reshad Jones (11 tackles – eight solo and three assisted) recorded double-digit tackles for the second-consecutive week (11 tackles – 7 solo, 4 assisted for Jenkins and 7 solo and 5 assisted for Jones against Washington). This marked the first time a Dolphins player has recorded double digit tackles in the first two weeks of a season since Zach Thomas accomplished the feat in 2007.
- LB Jelani Jenkins' nine solo tackles improved his career total to more than 100. He now has 107 solo tackles.
- K Andrew Franks converted a 48-yard field goal in the first quarter on the team's opening drive. The drive went five plays for 50 yards in 2:05.
- WR DeVante Parker made his first career catch in the second quarter for a gain of three yards.
- K Andrew Franks converted a 42-yard field goal in the second quarter. The drive went 10 plays for 56 yards in 4:36.
- RB Damien Williams recorded a 10-yard touchdown reception from QB Ryan Tannehill with 1:48 left in the second quarter. The drive went seven plays for 67 yards in 3:15. The touchdown was Williams' second career touchdown, with the other being a 3-yard reception against Minnesota on Dec. 21, 2014.
- TE Jake Stoneburner recorded a 5-yard touchdown reception from QB Ryan Tannehill in the third quarter. Today was his Miami Dolphins debut and the touchdown reception was also his first career catch. The drive went eight plays for 80 yards in 4:32.
- TE Jake Stoneburner became the first player to catch a touchdown on his first career reception since TE Kory Sperry scored on a 5-yard touchdown pass from QB Chad Henne against Tampa Bay on November 15, 2009.
- LS John Denney extended his consecutive games played streak to 162, most in franchise history.
- DT Earl Mitchell extended his consecutive games played streak to 75, the third-most in the NFL among active defensive tackles.
- DE Olivier Vernon appeared in his 50th game today.



GAME 3: BUFFALO 41, MIAMI 14

SUNDAY, SEP. 27 • 4:25 P.M. ET • EVERBANK FIELD • MIAMI GARDENS, FLA.



GAME SUMMARY

The Dolphins were at Sun Life Stadium for their home opener Sunday, and it was a game they'll want to forget pretty quickly.

Behind three touchdown passes by quarterback Tyrod Taylor and three interceptions by their defense, the Bills handed the Dolphins a 41-14 loss — the worst home-opening loss in Dolphins history, topping a 17-point defeat against the Dallas Cowboys in 2007.

Linebacker Preston Brown had two of the Buffalo interceptions, including one he returned 43 yards for a touchdown late in the second quarter. Former Dolphins tight end Charles Clay, running back LeSean McCoy and wide receiver Chris Hogan caught touchdown passes for the Bills, and rookie Karlos Williams scored a rushing touchdown midway through the fourth quarter.

Dan Carpenter also kicked two field goals.

Rishard Matthews scored both touchdowns for the Dolphins, who dropped to 1-2 on the season with the game against the New York Jets in London next on the schedule.

Matthews also passed the 100-yard receiving mark for the second consecutive game, becoming the first Dolphins player to accomplish that feat since Weeks 15-16 of the 2010 season when Brandon Marshall did it.

The outcome pretty much was decided during a frustrating first half when the Dolphins saw Buffalo build a 27-0 lead.

Ryan Tannehill threw a 21-yard touchdown pass to Matthews on the Dolphins' first possession of the second half, and that was followed by a two-point conversion pass to Jarvis Landry to make it a 27-8 score.

But Buffalo responded with an 80-yard drive that ended with a 39-yard touchdown pass from Taylor to Hogan. That drive was kept alive by Dolphins penalties twice, first when Walt Aikens was flagged for running into the kicker when Buffalo punted on fourth-and-2, and later when an illegal hands to the face penalty on Derrick Shelby gave Buffalo a first down after a third-and-3 pass fell incomplete.

Matthews added a 46-yard touchdown with 7:56 left in the fourth quarter on a fourth-and-8 play where Tannehill threw on the run while trying to avoid the Buffalo pass rush. Andrew Franks missed the extra-point conversion.

Buffalo recovered the ensuing onside kick and Williams then scored on a 41-yard run.

Tannehill broke Dan Marino's franchise record of 156 consecutive passes without being intercepted and made it to 160 before he threw his first picks since the Minnesota game last Dec. 20.

The Dolphins won the coin toss for the third time in three games, but elected to receive for the first time.

The new strategy didn't help the Dolphins because they went three-and-out on offense and then saw Buffalo march 77 yards in a quick drive that took only five plays and 2:17.

Clay did most of the damage on the drive, starting it with 9- and 24-yard catches and capping it with a 25-yard touchdown where he eluded three tackle attempts.

Buffalo made it 14-0 on its next possession with an 81-yard drive that was highlighted by a 39-yard completion to Sammy Watkins and ended with a 10-yard touchdown pass to McCoy.

The Dolphins had a chance to cut into the 14-point deficit after Landry's nifty 19-yard punt return, accompanied by a holding penalty on Buffalo, gave them a first down at the Bills 38-yard line.

But on the very next play Landry bobbled a pass thrown slightly behind him and Brown picked off the carom to end Tannehill's interception-less streak.

The Bills turned the takeaway into a field goal to go up 17-0 and went up 24-0 on Brown's interception return for a touchdown with 1:44 left in the first half.

The Dolphins quickly got back into Buffalo territory, but Ronald Darby intercepted Tannehill on fourth-and-5 and that led to Carpenter's 51-yard field goal in the final seconds of what was an utterly forgettable first half.

SCORING

| SCORE BY PERIODS | 1 | 2 | 3 | 4 | OT | Total |
|------------------|----|----|---|----|----|-------|
| Buffalo Bills | 14 | 13 | 0 | 14 | 0 | 41 |
| Miami Dolphins | 0 | 0 | 8 | 6 | 0 | 14 |

SCORING DRIVES

| Team | Qtr | Time | Play Description (Extra Point) (Drive info) | BUF | MIA |
|----------|-----|-------|---|-----|-----|
| Bills | 1 | 11:49 | C.Clay 25 yd. pass from T.Taylor (D.Carpenter kick) (5-77, 2:17) | 7 | 0 |
| Bills | 1 | 6:03 | L.McCoy 10 yd. pass from T.Taylor (D.Carpenter kick) (8-81, 3:40) | 14 | 0 |
| Bills | 2 | 11:40 | D.Carpenter 26 yd. Field Goal (9-57, 5:00) | 17 | 0 |
| Bills | 2 | 1:44 | P.Brown 43 yd. interception return (D.Carpenter kick) | 24 | 0 |
| Bills | 2 | 0:03 | D.Carpenter 51 yd. Field Goal (4-16, 0:42) | 27 | 0 |
| Dolphins | 3 | 5:39 | R.Matthews 21 yd. pass from R.Tannehill (R.Tannehill-J.Landry pass) (6-56, 3:14) 27 8 | | |
| Bills | 4 | 14:53 | C.Hogan 38 yd. pass from T.Taylor (D.Carpenter kick) (11-80, 5:46) | 34 | 8 |
| Dolphins | 4 | 7:56 | R.Matthews 46 yd. pass from R.Tannehill (kick failed, wl) (4-48, 0:51) | 34 | 14 |
| Bills | 4 | 6:46 | Ka.Williams 41 yd. run (D.Carpenter kick) (2-44, 1:10) | 41 | 14 |

TEAM STATISTICS

| | BILLS | DOLPHINS |
|---|----------|----------|
| TOTAL FIRST DOWNS | 21 | 21 |
| THIRD DOWN EFFICIENCY | 7-13-54% | 4-13-31% |
| FOURTH DOWN EFFICIENCY | 0-0-0% | 1-4-25% |
| TOTAL NET YARDS | 428 | 391 |
| NET YARDS RUSHING | 151 | 102 |
| NET YARDS PASSING | 277 | 289 |
| PASS ATTEMPTS-COMPLETIONS-HAD INTERCEPTED | 29-21-0 | 49-26-3 |
| KICKOFFS Number-In End Zone-Touchbacks | 8-7-4 | 3-2-2 |
| PUNTS Number and Average | 3-45.7 | 4-49.0 |
| FGs - PATs Had Blocked | 0-0 | 0-0 |
| TOTAL RETURN YARDAGE (Not Including Kickoffs) | 74 | 19 |
| PENALTIES Number and Yards | 5-40 | 6-36 |
| FUMBLES Number and Lost | 0-0 | 1-0 |
| TOUCHDOWNS | 5 | 2 |
| EXTRA POINTS Made-Attempts | 5-5 | 1-2 |
| FIELD GOALS Made-Attempts | 2-3 | 0-0 |
| RED ZONE EFFICIENCY | 1-2-50% | 0-2-0% |
| GOAL TO GO EFFICIENCY | 0-0-0% | 0-2-0% |
| SAFETIES | 0 | 0 |
| TIME OF POSSESSION | 31:53 | 28:07 |

INDIVIDUAL STATISTICS

RUSHING (Att-Yds): Buffalo, Ka. Williams 12-110-1, L. McCoy 11-16, P. Harvin 2-16, T. Taylor 3-12, A. Dixon 5-(-1), E. Manuel 1-(-2). Miami, J. Gray 9-49, L. Miller 7-38, D. Williams 2-17, J. Landry 1-(-1), R. Tannehill 1-(-1).

PASSING (C-A-Y-TD-I): Buffalo, T. Taylor 29-21-277-3-0. Miami, R. Tannehill 49-26-297-2-3.

RECEIVING (Rec-Yds): Buffalo, P. Harvin 7-66, C. Clay 5-82-1, R. Woods 4-38, C. Hogan 3-42-1, S. Watkins 1-39, L. McCoy 1-10-1. Miami, J. Landry 8-67, R. Matthews 6-113-2, D. Parker 3-46, L. Miller 3-27, J. Cameron 3-16, J. Stoneburner 1-13, G. Jennings 1-10, D. Williams 1-5.

SACKS (Sk-Yds): Buffalo, S. Charles, 1-7, M. Dareus 1-1. Miami, none.

INTERCEPTIONS (Int-Yds): Buffalo, P. Brown 2-46-1, R. Darby 1-21. Miami, none.

TACKLES (S-A-T): Buffalo, C. Graham 10-2-12, B. Rambo 6-1-7, P. Brown 3-4-7, R. Darby 4-1-5, N. Robey 3-2-5, M. Dareus 4-0-4, N. Bradham 4-0-4, C. Bryant 3-0-3, Ky. Williams 1-1-2, S. Charles 1-0-1, J. Hughes 1-0-1, S. Gilmore 1-0-1. Miami, R. Jones 8-1-9, K. Sheppard 6-0-6, K. Misi 6-0-6, M. Thomas 5-0-5, Br. McCain 5-0-5, N. Suh 4-0-4, J. Jenkins 3-0-3, D. Shelby 2-0-2, B. Grimes 2-0-2, O. Vernon 1-0-1, W. Aikens 1-0-1, E. Mitchell 1-0-1, J. Taylor 1-0-1, A. Francis 1-0-1, C. Wake 0-1-1, T. Fede 0-1-1, Z. Vigil 0-1-1.

MISSED FIELD GOAL: Buffalo, 54WL. Miami, none.



POSTGAME NOTES VS. BUFFALO

- Tickets distributed were 64,869.
- WR Greg Jennings, LB Koa Misi and LB Spencer Paysinger served as game captains.
- With the 41-14 loss, Miami is now 57-41-1 in regular season action against the Bills.
- With his 10 pass attempts without an interception to start the game, QB Ryan Tannehill surpassed QB Dan Marino's team record (156 – 3rd game through 8th in 1997) for consecutive passes without an interception. Tannehill threw 160-straight passes before throwing an interception in the first quarter, which was also his first of the season.
- WR Rishard Matthews recorded a 21-yard touchdown reception from QB Ryan Tannehill in the third quarter. The drive went six plays for 56 yards in 3:14.
- Following WR Rishard Matthews' first touchdown, WR Jarvis Landry recorded his first career two-point conversion in the third quarter. It was the team's first two-point conversion since Daniel Thomas' run at Denver on Nov. 23, 2014.
- WR Rishard Matthews recorded a 46-yard touchdown reception from QB Ryan Tannehill in the fourth quarter. The drive went four plays for 48 yards in 51 seconds.
- WR Rishard Matthews' two touchdown receptions in the game tied his career high for touchdowns in a game when he also caught two at Tampa Bay on Nov. 11, 2013.
- WR Rishard Matthews has now totaled three touchdown receptions on the season, setting a new career high in a season.
- WR Rishard Matthews' 113 receiving yards were the third-most in a game in his career.

MATTHEWS MOST RECEIVING YARDS IN A GAME

| Date | Opp | Rec | Yds | Avg | Lg | TD |
|----------|--------|-----|-----|------|-----|----|
| 11/11/13 | at TB | 11 | 120 | 10.9 | 19t | 2 |
| 9/20/15 | at Jax | 6 | 115 | 19.2 | 48 | 0 |
| 9/27/15 | Buf | 6 | 113 | 18.8 | 46 | 2 |

- WR Rishard Matthews recorded 100 receiving yards in back-to-back games (113 vs. Buffalo and 115 last week at Jacksonville). He became the first Dolphins player to accomplish the feat since WR Brandon Marshall did it in 2010 (106 receiving yards against Buffalo on Dec. 19, 2010 and 102 receiving yards against Detroit on Dec. 26, 2010).

- With his eight receptions, WR Jarvis Landry has recorded 24 receptions this season. His 24 receptions in the first three games of the season are the most in franchise history through the first three games.

MOST RECEPTIONS THROUGH FIRST THREE GAMES OF A SEASON, ALL TIME

| Player | Year | Rec | Yds | TD |
|------------------|------|-----|-----|----|
| Jarvis Landry | 2015 | 24 | 230 | 0 |
| Brandon Marshall | 2010 | 22 | 290 | 1 |
| Chris Chambers | 2007 | 21 | 302 | 0 |
| Randy McMichael | 2004 | 19 | 223 | 1 |
| Brian Hartline | 2013 | 18 | 238 | 2 |

- With his eight receptions, WR Jarvis Landry has recorded five-or-more receptions in 12-straight games, continuing to improve on his franchise record for consecutive games with five-or-more catches. The previous record was O.J. McDuffie's eight-straight games, which was set in 1998.

LANDRY LAST 12 GAMES

| DATE | OPP | REC | YDS | AVG | TD |
|----------|---------|-----|-----|------|----|
| 11/2/14 | SD | 5 | 46 | 9.2 | 1 |
| 11/9/14 | at Det | 7 | 53 | 7.6 | 0 |
| 11/13/14 | Buf | 5 | 46 | 9.2 | 1 |
| 11/23/14 | at Den | 7 | 50 | 7.1 | 2 |
| 12/1/14 | at NYJ | 8 | 68 | 8.5 | 0 |
| 12/7/14 | Bal | 6 | 55 | 9.2 | 0 |
| 12/14/14 | at NE | 8 | 99 | 12.4 | 0 |
| 12/21/14 | Min | 8 | 31 | 3.9 | 0 |
| 12/28/14 | NYJ | 5 | 55 | 11.0 | 0 |
| 9/13/15 | at Was | 8 | 53 | 6.6 | 0 |
| 9/20/15 | at Jac. | 8 | 110 | 13.8 | 0 |
| 9/27/15 | Buf | 8 | 67 | 8.4 | 0 |

- WR Jarvis Landry tied his career high with eight receptions. It was the sixth time he has recorded eight receptions in a game.
- TE Jordan Cameron appeared in his 50th game.
- LS John Denney extended his consecutive games played streak to 163, most in franchise history.
- DT Earl Mitchell extended his consecutive games played streak to 76, the third-most in the NFL among active defensive tackles.



GAME 4: NEW YORK 27 AT MIAMI 14

SUNDAY, OCT. 4 • 9:30 A.M. ET • WEMBLEY STADIUM • LONDON, ENG



GAME SUMMARY

The Dolphins followed the same preparation plans as last year for their return trip to England, but they certainly didn't get the same results.

A year after routing the Oakland Raiders 38-14 at Wembley Stadium, the Dolphins found themselves on the wrong end of a 27-14 decision.

The loss, the Dolphins' third consecutive setback following the season-opening victory at Washington, left Miami with a 1-3 record heading into their bye.

Tight end Jake Stoneburner and wide receiver Kenny Stills caught touchdown passes for the Dolphins from Ryan Tannehill.

The Dolphins trailed 27-7 early in the second half but fought to the end and had a chance to make it a 27-21 game with five minutes left after getting a first-and-goal from the Jets 4-yard line.

But Miami couldn't get the touchdown even after getting a new set of downs when defensive back Marcus Gilchrist was called for defensive holding on a failed fourth-down pass attempt.

The Dolphins appeared to score on the next play, but rookie wide receiver DeVante Parker was called for offensive pass interference to make it first-and-goal from the 12.

On fourth down from the 9, Darrelle Revis intercepted Tannehill in the end zone after Jarvis Landry fell when his feet tangled with those of Revis.

Chris Ivory rushed for a career-high 166 yards and a touchdown for the Jets and Eric Decker caught a touchdown pass.

The Dolphins finished the game 0-for-12 in third-down conversions.

Tannehill was under pressure most of the afternoon with the Jets blitzing relentlessly and was held to 84 passing yards through the first three quarters.

The Dolphins lost despite the Jets setting an opponent record for most penalty yards in a game.

The standout for the Dolphins was Landry, who had 29 rushing yards on two jet sweep and also had three punt returns of at least 20 yards.

Landry's 28-yard punt return set up Stills' touchdown in the fourth quarter.

Unfortunately for the Dolphins, they trailed 27-7 at that point.

The Dolphins' first touchdown drive covered 88 yards and was greatly helped by two pass-interference penalties on the Jets — one on Revis for 36 yards while covering Landry and the other on Gilchrist for 22 yards while covering tight end Jordan Cameron.

The Dolphins once again started slowly and didn't reach 100 total yards on offense until the fourth quarter.

Things weren't much better on defense, with the Dolphins allowing 282 yards in the first half. Making matters worse, the Dolphins lost Pro Bowl cornerback Brent Grimes to a knee injury in the first half.

On New York's first offensive snap, Ryan Fitzpatrick went deep to former Dolphins wide receiver Brandon Marshall for a 58-yard completion and two plays later Ivory scored on a 3-yard run.

The Jets added a pair of Nick Folk field goals before the Dolphins cut their deficit to 13-7.

New York put together a 75-yard drive near the end of the first half to increase the lead to 20-7, with Fitzpatrick hitting Decker with an 11-yard touchdown pass.

The Jets then made it 27-7 on the opening possession of the second half by driving 78 yards on nine plays, including a 24-yard run by Ivory. The scoring play was a 2-yard run by Zac Stacy.

SCORING

| SCORE BY PERIODS | 1 | 2 | 3 | 4 | OT | Total |
|------------------|----|----|---|---|----|-------|
| New York Jets | 10 | 10 | 7 | 0 | 0 | 27 |
| Miami Dolphins | 0 | 7 | 0 | 7 | 0 | 14 |

SCORING DRIVES

| Team | Qtr | Time | Play Description (Extra Point) (Drive info) | NYJ | MIA |
|----------|-----|-------|--|-----|-----|
| Jets | 1 | 10:49 | C.Ivory 3 yd. run (N.Folk kick) (3-73, 1:25) | 7 | 0 |
| Jets | 1 | 4:37 | N.Folk 22 yd. Field Goal (10-58, 4:36) | 10 | 0 |
| Jets | 2 | 8:47 | N.Folk 48 yd. Field Goal (8-38, 4:47) | 13 | 0 |
| Dolphins | 2 | 7:07 | J.Stoneburner 8 yd. pass from R.Tannehill (A.Franks kick) (3-88, 1:40) | 13 | 7 |
| Jets | 2 | 0:33 | E.Decker 10 yd. pass from R.Fitzpatrick (N.Folk kick) (9-75, 2:26) | 20 | 7 |
| Jets | 3 | 10:25 | Z.Stacy 2 yd. run (N.Folk kick) (9-78, 4:35) | 27 | 7 |
| Dolphins | 4 | 10:01 | K.Stills 10 yd. pass from R.Tannehill (A.Franks kick) (4-37, 0:57) | 27 | 14 |

TEAM STATISTICS

| | JETS | DOLPHINS |
|---|----------|----------|
| TOTAL FIRST DOWNS | 23 | 17 |
| THIRD DOWN EFFICIENCY | 6-16-38% | 0-12-0% |
| FOURTH DOWN EFFICIENCY | 0-0-0% | 0-4-0% |
| TOTAL NET YARDS | 425 | 226 |
| NET YARDS RUSHING | 207 | 59 |
| NET YARDS PASSING | 218 | 167 |
| PASS ATTEMPTS-COMPLETIONS-HAD INTERCEPTED | 29-16-1 | 44-19-2 |
| KICKOFFS Number-In End Zone-Touchbacks | 6-5-0 | 3-3-1 |
| PUNTS Number and Average | 5-42.4 | 7-46.0 |
| FGs - PATs Had Blocked | 0-0 | 0-0 |
| TOTAL RETURN YARDAGE (Not Including Kickoffs) | 32 | 105 |
| PENALTIES Number and Yards | 14-163 | 9-80 |
| FUMBLES Number and Lost | 0-0 | 1-0 |
| TOUCHDOWNS | 3 | 2 |
| EXTRA POINTS Made-Attempts | 3-3 | 2-2 |
| FIELD GOALS Made-Attempts | 2-3 | 0-0 |
| RED ZONE EFFICIENCY | 3-4-75% | 2-3-67% |
| GOAL TO GO EFFICIENCY | 2-3-67% | 2-3-67% |
| SAFETIES | 0 | 0 |
| TIME OF POSSESSION | 37:23 | 22:37 |

INDIVIDUAL STATISTICS

RUSHING (Att-Yds): New York, C. Ivory 29-166-1, R. Fitzpatrick 9-34, Z. Stacy 5-7-1. Miami, J. Landry 2-29, L. Miller 7-26, R. Tannehill 1-4, J. Gray 1-0.

PASSING (C-A-Y-TD-I): New York, R. Fitzpatrick 16-29-218-1-1. Miami, R. Tannehill 19-44-198-2-2.

RECEIVING (Rec-Yds): New York, B. Marshall 7-128, E. Decker 4-46-1, Z. Stacy 2-18, D. Smith 2-14, B. Powell 1-12. Miami, K. Stills 5-81-1, J. Landry 4-40, G. Jennings 3-15, J. Cameron 2-19, J. Stoneburner 2-16-1, R. Matthews 1-16, L. Miller 1-10, D. Williams 1-1.

SACKS (Sk-Yds): New York, M. Wilkerson 2-21, D. Harris 1-10. Miami, none.

INTERCEPTIONS (Int-Yds): New York, D. Revis 1-0, M. Williams 1-0. Miami, Z. Bowman 1-38.

TACKLES (S-A-T): New York, M. Gilchrist 4-1-5, B. Skrine 4-0-4, A. Cromartie 4-0-4, D. Bailey 3-1-4, M. Wilkerson 3-0-3, D. Harris 3-0-3, C. Pryor 3-0-3, L. Williams 2-1-3, L. Douzable 2-0-2, D. Harrison 1-1-2, D. Davis 1-0-1. Miami, R. Jones 10-1-11, K. Misi 5-3-8, S. Paysinger 4-1-5, J. Taylor 4-0-4, Br. McCain 3-1-4, J. Jenkins 3-1-4, N. Suh 3-0-3, M. Thomas 3-0-3, E. Mitchell 2-1-3, K. Sheppard 1-2-3, D. Shelby 2-0-2, B. Grimes 2-0-2, O. Vernon 2-0-2, Z. Bowman 1-0-1, Bo. McCain 1-0-1, W. Aikens 1-0-1.

MISSED FIELD GOAL: New York, 40W. Miami, none.



POSTGAME NOTES VS. NEW YORK JETS (LONDON)

- Tickets distributed were 83,986.
- LS John Denney, WR Jarvis Landry and DE Cameron Wake served as game captains.
- With the 27-14 loss, Miami is now 46-52-1 in regular season action against the Jets.
- TE Jake Stoneburner recorded an 8-yard touchdown reception from QB Ryan Tannehill in the second quarter. The drive went three plays for 88 yards in 1:40. The touchdown was Stoneburner's second career score, with his first coming in Week 2 at Jacksonville.
- CB Zack Bowman recorded his first interception as a member of the Dolphins in the third quarter and returned it 38 yards. It was the 13th interception of his career.
- WR Kenny Stills recorded a 10-yard touchdown reception in the fourth quarter from QB Ryan Tannehill. It was his first as a member of the Miami Dolphins. The drive went four plays for 37 yards in 57 seconds.
- LB Koa Misi recorded eight tackles. It was the fifth-most in a game in his career.

MISI MOST TACKLES IN A GAME

| Date | Opp | Tot | Tack | Asst |
|----------|--------|-----|------|------|
| 9/13/15 | at Was | 11 | 9 | 2 |
| 9/9/12 | at Hou | 11 | 10 | 1 |
| 12/1/14 | at NYJ | 10 | 4 | 6 |
| 10/12/14 | GB | 9 | 8 | 1 |
| 10/6/13 | Bal | 8 | 7 | 1 |
| 10/4/15 | NYJ | 8 | 5 | 3 |

- P Matt Darr punted the ball seven times for 322 yards (46.0 average). His 322 punting yards were tied for the fourth-most by a Dolphins rookie in franchise history.

MOST PUNTING YARDS BY A DOLPHINS ROOKIE IN A GAME, FRANCHISE HISTORY

| Player | Date | Opp | Pnt | Yds |
|----------------|----------|--------|-----|-----|
| Brandon Fields | 12/23/07 | at NWE | 10 | 446 |
| Larry Seiple | 11/12/67 | at SDG | 8 | 361 |
| Tom Orosz | 10/4/81 | NYJ | 8 | 335 |
| Matt Darr | 10/4/15 | NYJ | 7 | 322 |
| Larry Seiple | 10/1/67 | at NYJ | 7 | 322 |
| Reggie Roby | 10/23/83 | at BAL | 8 | 318 |

- LS John Denney extended his consecutive games played streak to 164, most in franchise history.
- S Reshad Jones recorded 11 tackles. It was tied for the fourth-most in a game in his career.

JONES MOST TACKLES IN A GAME

| Date | Opp | Tot | Tack | Asst |
|----------|--------|-----|------|------|
| 11/15/12 | at Buf | 14 | 11 | 3 |
| 9/13/15 | at Was | 12 | 7 | 5 |
| 9/12/11 | NE | 12 | 8 | 4 |
| 10/4/15 | NYJ | 11 | 10 | 1 |
| 12/29/13 | NYJ | 11 | 10 | 1 |
| 9/20/15 | at Jax | 11 | 8 | 3 |

- With his 11 tackles, S Reshad Jones increased his season total to 43 tackles, the most for a defensive back through the first four games of a season in Dolphins history since 1991.

MOST TACKLES THROUGH FIRST FOUR WEEKS OF A SEASON, DEFENSIVE BACKS, MIAMI HISTORY SINCE 1991

| Player | Season | Tot TK |
|---------------|--------|--------|
| Reshad Jones | 2015 | 43 |
| Yeremiah Bell | 2011 | 38 |
| Yeremiah Bell | 2010 | 36 |
| Reshad Jones | 2015 | 32 |
| Yeremiah Bell | 2009 | 28 |
| Reshad Jones | 2013 | 28 |

- WR Jarvis Landry notched a 15-yard rushing attempt in the second quarter, establishing a new career high for a rushing attempt.
- With his four receptions, WR Jarvis Landry has recorded 28 receptions this season. His 28 receptions in the first four games of the season are the most in franchise history through the first four games.

MOST RECEPTIONS THROUGH FIRST FOUR GAMES OF A SEASON, MIAMI HISTORY

| Player | Year | Rec | Yds | TD |
|------------------|------|-----|-----|----|
| Jarvis Landry | 2015 | 28 | 270 | 0 |
| Brandon Marshall | 2010 | 27 | 340 | 1 |
| Brian Hartline | 2012 | 25 | 455 | 1 |
| Mark Clayton | 1986 | 24 | 497 | 4 |
| Randy McMichael | 2004 | 24 | 274 | 1 |

- DT Earl Mitchell extended his consecutive games played streak to 77, the third-most in the NFL among active defensive tackles.
- With his 198 passing yards, QB Ryan Tannehill has totaled 1,080 for the season. His 1,080 passing yards are the fifth-most in a season through the first four games in Dolphins history.

MOST PASSING YARDS THROUGH FIRST FOUR GAMES OF A SEASON, MIAMI HISTORY

| Player | Season | Yds |
|----------------|--------|-------|
| Dan Marino | 1994 | 1,370 |
| Dan Marino | 1986 | 1,293 |
| Dan Marino | 1985 | 1,136 |
| Dan Marino | 1984 | 1,098 |
| Ryan Tannehill | 2015 | 1,080 |
| Ryan Tannehill | 2013 | 1,076 |



GAME 5: MIAMI 38, AT TENNESSEE 10

SUNDAY, OCT. 18 • 1 P.M. ET • NISSAN STADIUM • NASHVILLE, TENN.



GAME SUMMARY

The Dolphins got back in the win column in convincing fashion in Dan Campbell's debut as interim head coach.

Cameron Wake had four sacks in the first half, Lamar Miller rushed for 100 yards for the first time this season and Reshad Jones returned an interception for a touchdown as the Dolphins snapped a three-game losing streak with a 38-10 victory against the Tennessee Titans at Nissan Stadium.

Ryan Tannehill threw two touchdown passes in the fourth quarter, connecting with tight ends Dion Sims and Jordan Cameron.

Campbell was successful in his first replay challenge, and the result was a Tennessee incomplete pass becoming a sack and fumble recovery for Miami.

In short, it was a memorable afternoon for Campbell and the Dolphins.

It all began with the kind of quick start the Dolphins they had been looking for and it continued with the Dolphins being in control throughout the game.

Tennessee mounted a comeback attempt in the second half, but Brent Grimes stopped the Titans' momentum with a diving interception near the Miami goal line and the Dolphins leading 24-10.

The Dolphins then closed the door with a 97-yard drive that was capped by Tannehill's 3-yard touchdown pass to Sims, back in the lineup after missing three games because of a concussion.

The 12-yard TD pass to Cameron came on the first play after the two-minute warning.

Grimes' interception was one of four takeaways for the Dolphins defense. In addition to the picks by Jones and Grimes, there were two fumble recoveries after Wake knocked the ball away from Tennessee quarterback Marcus Mariota on sacks.

When they took a 17-3 lead in the second quarter on Miller's 7-yard touchdown, it gave the Dolphins their biggest lead since their 37-0 victory against the San Diego Chargers last Nov. 2.

It was the second rushing touchdown of the game for the Dolphins following Jarvis Landry's 22-yard score on a Statue of Liberty play in the first quarter.

Landry's touchdown was the first on the ground this season for the Dolphins, and it also marked the first time in 2015 that Miami scored any touchdown in the first quarter.

Landry's touchdown capped a tremendous opening drive for the Dolphins that covered 80 yards in seven plays.

The drive featured a key third-down completion to Rishard Matthews, followed by 21-yard hook-up between Tannehill and Matthews again.

It was the first time the Dolphins had scored a touchdown on their opening drive since last Nov. 24 at Denver and it gave them their first lead in any game since their 17-10 victory against the Washington Redskins in the season opener.

After the teams traded field goals, the Dolphins got their second touchdown after Jamar Taylor returned a fumble 42 yards to the Tennessee 34-yard line.

The Dolphins stopped a Tennessee scoring threat late in the first half when Olivier Vernon sacked Mariota on third down to push the Titans out of field goal range.

The last play of what was a memorable first half for the Dolphins was a sack by Wake, whose four first-half sacks tied for most by any player in the NFL since 1991.

The game ended with a Jordan Kovacs sack against Titans backup quarterback Zach Mettenberger.

The Dolphins (2-3) will play their next game next Sunday at Sun Life Stadium against the Houston Texans.

SCORING

| SCORE BY PERIODS | 1 | 2 | 3 | 4 | OT | Total |
|------------------|----|---|---|----|----|-------|
| Miami Dolphins | 10 | 7 | 7 | 14 | 0 | 38 |
| Tennessee Titans | 3 | 0 | 7 | 0 | 0 | 10 |

SCORING DRIVES

| Team | Qtr | Time | Play Description (Extra Point) (Drive info) | MIA | TEN |
|----------|-----|-------|---|-----|-----|
| Dolphins | 1 | 10:39 | J.Landry 22 yd. run (A.Franks kick) (7-80, 4:21) | 7 | 0 |
| Titans | 1 | 5:28 | R.Succop 37 yd. Field Goal (10-61, 5:11) | 7 | 3 |
| Dolphins | 1 | 0:06 | A.Franks 30 yd. Field Goal (10-68, 5:22) | 10 | 3 |
| Dolphins | 2 | 5:07 | L.Miller 7 yd. run (A.Franks kick) (7-34, 3:39) | 17 | 3 |
| Dolphins | 3 | 5:40 | R.Jones 30 yd. interception return (A.Franks kick) | 24 | 3 |
| Titans | 3 | 0:00 | D.McCluster 3 yd. pass from M.Mariota (R.Succop kick) (5-52, 2:15) | 24 | 10 |
| Dolphins | 4 | 7:38 | D.Sims 2 yd. pass from R.Tannehill (A.Franks kick) (9-97, 5:30) | 31 | 10 |
| Dolphins | 4 | 1:54 | J.Cameron 12 yd. pass from R.Tannehill (A.Franks kick) (7-47, 4:05) | 38 | 10 |

TEAM STATISTICS

| | DOLPHINS | TITANS |
|---|----------|----------|
| TOTAL FIRST DOWNS | 26 | 22 |
| THIRD DOWN EFFICIENCY | 5-9-56% | 2-10-20% |
| FOURTH DOWN EFFICIENCY | 0-0-0% | 1-2-50% |
| TOTAL NET YARDS | 434 | 299 |
| NET YARDS RUSHING | 180 | 63 |
| NET YARDS PASSING | 254 | 236 |
| PASS ATTEMPTS-COMPLETIONS-HAD INTERCEPTED | 29-22-2 | 41-26-2 |
| KICKOFFS Number-In End Zone-Touchbacks | 7-6-4 | 3-3-1 |
| PUNTS Number and Average | 3-43.7 | 3-41.7 |
| FGs - PATs Had Blocked | 0-0 | 0-0 |
| TOTAL RETURN YARDAGE (Not Including Kickoffs) | 36 | 59 |
| PENALTIES Number and Yards | 9-97 | 7-50 |
| FUMBLES Number and Lost | 0-0 | 1-1 |
| TOUCHDOWNS | 5 | 1 |
| EXTRA POINTS Made-Attempts | 5-5 | 1-1 |
| FIELD GOALS Made-Attempts | 1-1 | 1-1 |
| RED ZONE EFFICIENCY | 3-4-75% | 1-3-33% |
| GOAL TO GO EFFICIENCY | 2-2-100% | 1-1-100% |
| SAFETIES | 0 | 0 |
| TIME OF POSSESSION | 31:53 | 28:07 |

INDIVIDUAL STATISTICS

RUSHING (Att-Yds): Miami, L. Miller 19-113-1, J. Gray 7-24, J. Landry 2-24-1, R. Tannehill 2-14, D. Williams 2-5. Tennessee, A. Andrews 9-23, D. McCluster 5-23, B. Sankey 3-13, Z. Mettenberger 1-4.

PASSING (C-A-Y-TD-Int): Miami, R. Tannehill 22-29-266-2-2. Tennessee, M. Mariota 21-33-219-1-2, Z. Mettenberger 5-8-63-0-0.

RECEIVING (Rec-Yds): Miami, R. Matthews 6-85, D. Sims 4-33, J. Landry 3-42, J. Cameron 3-30, K. Stills 2-46, L. Miller 2-5, G. Jennings 1-13, J. Gray 1-12. Tennessee, D. Walker 8-97, K. Wright 4-34, D. Green-Beckham 3-57, J. Hunter 3-54, D. McCluster 3-19, A. Fasano 2-1, H. Douglas 1-11, B. Sankey 1-7, A. Andrews 1-2.

SACKS (Sk-Yds): Miami, C. Wake 4-25, O. Vernon 1-12, J. Kovacs 1-9. Tennessee, W. Woodyard 1-10, B. Orakpo 1-2.

INTERCEPTIONS (Int-Yds): Miami, R. Jones 1-30-1, B. Grimes 1-0. Tennessee, M. Griffin 1-29, C. Sensabaugh 1-16.

TACKLES (S-A-T): Miami, K. Misi 6-2-8, R. Jones 5-3-8, J. Jenkins 4-3-7, C. Wake 4-0-4, O. Vernon 3-1-4, Bo. McCain 3-0-3, M. Thomas 2-1-3, J. Taylor 1-2-3, E. Mitchell 0-3-3, J. Kovacs 2-0-2, T. Fede 2-0-2, B. Grimes 1-1-2, N. Hewitt 1-1-2, K. Sheppard 1-0-1, D. Shelby 1-0-1, N. Suh 0-1-1, Z. Vigil 0-1-1, Br. McCain 0-1-1. Tennessee, Z. Brown 8-4-12, W. Woodyard 7-2-9, D. Searcy 8-0-8, B. Orakpo 4-0-4, J. Casey 3-1-4, D. Morgan 3-1-4, M. Griffin 2-2-4, B. Wreh-Wilson 3-0-3, A. Woods 3-0-3, C. Sensabaugh 1-1-2, D. Jones 1-1-2, J. McCourty 0-2-2, D. Bass 1-0-1.

MISSED FIELD GOAL: Miami, none. Tennessee, none.



POSTGAME NOTES AT TENNESSEE TITANS

• Tickets distributed were 62,342.

• With the 38-10 win, Miami is now 19-16 in the regular season action against the Titans/Oilers.

• With the win, Dan Campbell became the first interim head coach in the NFL to win his debut game since Romero Crennel of Kansas City and Todd Bowles of the Dolphins both accomplished the feat on Dec. 18, 2011.

• The 38 points scored by the Dolphins under Dan Campbell were the most by the team in support of a head coach making his debut. The previous high was 34 points scored on Sept. 11, 2005 in Miami's 34-10 win over Denver for new head coach Nick Saban.

• C Mike Pouncey, DT Ndamukong Suh, QB Ryan Tannehill and S Michael Thomas served as game captains.

• LS John Denney extended his team-record consecutive games played streak to 165.

• DT Earl Mitchell extended his consecutive games played streak to 78, the third-most in the NFL among active defensive tackles.

• WR Jarvis Landry scored the first rushing touchdown of his NFL career. He became the first Dolphins wide receiver to score a rushing touchdown since Brian Hartline scored on a 16-yard run on Jan. 3, 2010 against Pittsburgh.

• The Dolphins scored a touchdown on their opening drive for the first time in a game since Daniel Thomas' 3-yard run at Denver on Nov. 23, 2014.

• The Dolphins' 82 rushing yards in the first quarter was their highest first-quarter total since Oct. 25, 2009 when they gained 105 yards against the New Orleans Saints.

• With his 53 rushing yards in the first quarter, RB Lamar Miller recorded the most rushing yards in the first quarter of his career. His previous high of 38 first quarter rushing yards was set Nov. 23, 2014 at Denver.

• DE Cameron Wake's four sacks in the first half were tied for most by an NFL player in a first half since 1991. Seattle's Chris Clemons (2012) and Kansas City's Derrick Thomas (1992) share the record.

• DE Cameron Wake's four sacks were tied the fourth-most in a single-game in Dolphins history. He joined Vern Den Herder (three times) as the only players in Dolphins history to have multiple career games with four-or-more sacks.

MIAMI DOLPHINS ALL-TIME SINGLE SACK LEADERS

| PLAYER | YEARS | SACKS |
|--------------------|------------------------|-------|
| 1. Bill Stanfill | 10/7/73 vs. N.Y. Jets | |
| 5.0 | | |
| Vern Den Herder | 10/21/73 vs. Buffalo | |
| 5.0 | | |
| 3. Cameron Wake | 9/30/12 at Arizona | 4.5 |
| 4. Vern Den Herder | 9/22/74 at Buffalo | 4.0 |
| Vern Den Herder | 11/11/79 vs. Baltimore | 4.0 |
| Doug Betters | 9/4/83 at Buffalo | 4.0 |
| E.J. Junior | 10/6/91 at New England | 4.0 |

| | | |
|--------------|------------------------|-----|
| Joey Porter | 9/21/08 at New England | 4.0 |
| Cameron Wake | 10/18/15 at Tennessee | 4.0 |

• DE Cameron Wake's four sacks (all in the second quarter) are tied the second-most in a single-game in his NFL career, behind only his 4.5 sacks at Arizona on September 30, 2012.

WAKE'S SINGLE-GAME SACK HIGHS

| |
|-------------------------------|
| 4.5 at Arizona, 9/30/12 |
| 4.0 at Tennessee, 10/18/15 |
| 3.0 at Green Bay, 10/17/10 |
| 3.0 at San Francisco, 12/9/12 |
| 3.0 vs. Cincinnati, 10/31/13 |

• With his four quarterback sacks, DE Cameron Wake improved his career sack total to 67.0, moving past Vern Den Herder (64.0) and Doug Betters (65.5) for the third-most sacks in Dolphins history.

MIAMI DOLPHINS ALL-TIME CAREER SACK LEADERS

| PLAYER | YEARS | TOTAL SACKS |
|--------------------|---------------------|-------------|
| 1. Jason Taylor | 1997-07, 2009, 2011 | 131.0 |
| 2. Bill Stanfill | 1969-76 | 67.5 |
| 3. Cameron Wake | 2009-15 | 67.0 |
| 4. Doug Betters | 1978-87 | 65.5 |
| 5. Vern Den Herder | 1971-81 | 64.0 |

• RB Lamar Miller rushed for 99 yards in the first half, the most in his career in a first half. His previous high was 89 first half rushing yards against Cincinnati on Oct. 31, 2013.

• RB Lamar Miller's 99 first half rushing yards were the most in a first half by a Dolphins running back since Ricky Williams rushed for 120 yards in the first half against New England on Dec. 29, 2002.

• RB Lamar Miller rushed for 113 yards, which is his fourth career game with 100-plus rushing yards and the second-highest total of his NFL career.

MILLER'S TOP RUSHING GAMES

| | |
|-----|--------------------------|
| 178 | vs. N.Y. Jets, 12/28/14 |
| 113 | at Tennessee, 10/18/1 |
| 108 | vs. Kansas City, 9/21/14 |
| 105 | vs. Cincinnati, 10/31/13 |
| 92 | vs. Minnesota, 12/21/14 |


• S Reshad Jones' 30-yard interception return for a touchdown in the third quarter was the second score of his NFL career. His other interception return for a touchdown was a 25-yarder against Baltimore on Oct. 6, 2013.

• Miami's 97-yard drive for a touchdown in the fourth quarter was tied for the third-longest scoring drive in Dolphins' history, behind 99-yard scoring drives at Baltimore on Sept. 10, 1978 and vs. the N.Y. Jets on Sept. 24, 1989.

LONGEST SCORING DRIVES IN DOLPHINS HISTORY

| | |
|----------|---|
| 99 yards | 9/10/78 at Baltimore (TD, 7 plays, 3:53) |
| 99 yards | 9/24/89 vs. N.Y. Jets (TD, 7 plays, 1:27) |
| 97 yards | 12/15/02 vs. Oakland (TD, 13 plays, 7:53) |
| 97 yards | 12/28/14 vs. N.Y. Jets (TD, 1 play, 0:14) |
| 97 yards | 10/18/15 at Tennessee (TD, 9 plays, 5:30) |

• Miami had 32 rushing attempts vs. Tennessee. When tallying 24-or-more rushing attempts in a game, Miami has compiled a perfect 8-0 record dating back to the 2014 season.



GAME 6: MIAMI 44, HOUSTON 26

SUNDAY, OCT. 25 • 1 P.M. ET • SUN LIFE STADIUM • MIAMI GARDENS, FL



GAME SUMMARY

The Dolphins finally returned to Sun Life Stadium on and they put on quite a show for the home fans.

Playing at SLS for the first time since Sept. 27, the Dolphins put together perhaps the most dominating first half in franchise history on their way to a 44-26 victory against the Houston Texans.

The game wasn't nearly as close as the final score would indicate because the Dolphins led 41-0 at the half, breaking the franchise record of 35 first-half point set all the way back in 1967.

The victory evened the Dolphins' record at 3-3 heading into their Thursday night game at New England this week.

Among the many numbers that spoke of the Dolphins' domination was their advantage in total yardage in the first two quarters: 392-65.

Quarterback Ryan Tannehill was a perfect 12-for-12 for 231 yards and four touchdowns in that first half, good for a perfect passer rating of 158.3. His three touchdown passes in the first quarter were the most by a Dolphins quarterback since 2004 when A.J. Feeley accomplished the feat in a December game against the Buffalo Bills.

During that first half, Tannehill set a franchise record with his 18th consecutive completion dating back to the Tennessee game. In the second half, Tannehill broke the NFL record with his 25th consecutive completion — the previous mark was 24 by Philadelphia's Donovan McNabb in 2004.

The streak ended with an incompleteness in the fourth quarter.

Three of Tannehill's touchdown passes covered 50 yards or more — 53 yards to Rishard Matthews, 50 yards to Jarvis Landry and 54 yards to Lamar Miller.

Miller added a second long touchdown in the first half, breaking loose for an 85-yard run with 2:47 left in the half. It was the second-longest run in Dolphins history behind only Miller's 97-yard run against the New York Jets in the 2014 season finale.

Miller had 175 rushing yards at halftime, and that would end up being his final tally because he didn't have a rushing attempt in the second half.

Landry had a second touchdown catch in the first half, that one good for 10 yards to make it 21-0 with 3:03 left in the first quarter.

The defense also had fun in the first half, the highlight coming when Reshad Jones returned an interception for a touchdown for the second consecutive week — a first in franchise history.

This touchdown was practically gift-wrapped for Jones, as tight end C.J. Fiedorowicz popped the ball up in the air as he was falling down. And, he has had promised during the week, Jones again punctuated his touchdown with a twisting dive into the end zone.

The Dolphins didn't give up a first down until midway through the second quarter, forcing Houston into three-and-outs on its first seven offensive possessions.

The defense then came up with a fourth-down stop from the Miami 9-yard line when rookie Bobby McCain broke up a pass from quarterback Brian Hoyer.

On the Texans' final possession of the first half, Ndamukong Suh recorded his first two sacks in a Dolphins uniform on back-to-back plays and Cameron Wake followed that with his second sack and second forced fumble of the half.

The very first play of the game actually wasn't very good for the Dolphins, as Houston rookie Keith Mumphery returned the opening kickoff 41 yards.

But after forcing a three-and-out, the Dolphins marched 88 yards on only six plays to start a run of three touchdowns on four possessions.

All the long touchdown passes came after short passes and some spectacular after-the-catch work, none better than that of Landry on his 50-yard score.

Landry caught a first-down pass near the Houston sideline, avoided a tackler and raced all the way across the field before cutting back at around the Houston 5-yard line.

Houston scored on four consecutive possessions in the second half to make the score more respectable while the Dolphins got only a 53-yard field goal from rookie Andrew Franks.

It didn't matter, though, because this game was decided in an unforgettable first half for the Dolphins.

SCORING

| SCORE BY PERIODS | 1 | 2 | 3 | 4 | OT | Total |
|------------------|----|----|----|----|----|-------|
| Houston Texans | 0 | 0 | 13 | 13 | 0 | 26 |
| Miami Dolphins | 21 | 20 | 0 | 3 | 0 | 44 |

SCORING DRIVES

| Team | Qtr | Time | Play Description (Extra Point) (Drive info) | HOU | MIA |
|----------|-----|-------|--|-----|-----|
| Dolphins | 1 | 10:57 | R.Matthews 53 yd. pass from R.Tannehill (A.Franks kick) (6-88, 2:54) | 0 | 7 |
| Dolphins | 1 | 6:45 | J.Landry 50 yd. pass from R.Tannehill (A.Franks kick) (1-50, 0:15) | 0 | 14 |
| Dolphins | 1 | 3:03 | J.Landry 10 yd. pass from R.Tannehill (A.Franks kick) (4-45, 2:07) | 0 | 21 |
| Dolphins | 2 | 14:10 | L.Miller 54 yd. pass from R.Tannehill (A.Franks kick) (6-83, 2:50) | 0 | 28 |
| Dolphins | 2 | 13:56 | R.Jones 23 yd. interception return (A.Franks kick) | 0 | 35 |
| Dolphins | 2 | 2:47 | L.Miller 85 yd. run (kick failed, wl) (2-91, 0:43) | 0 | 41 |
| Texans | 3 | 8:13 | A.Foster 7 yd. pass from B.Hoyer (kick failed, wr) (4-31, 0:59) | 6 | 41 |
| Texans | 3 | 1:45 | A.Foster 2 yd. run (N.Novak kick) (8-82, 3:56) | 13 | 41 |
| Texans | 4 | 11:27 | N.Washington 27 yd. pass from B.Hoyer (N.Novak kick) (8-63, 2:37) | 20 | 41 |
| Dolphins | 4 | 7:41 | A.Franks 53 yd. Field Goal (7-45, 3:46) | 20 | 44 |
| Texans | 4 | 4:00 | N.Washington 5 yd. pass from B.Hoyer (pass failed) (12-80, 3:41) | 26 | 44 |

TEAM STATISTICS

| | TEXANS | DOLPHINS |
|---|----------|----------|
| TOTAL FIRST DOWNS | 24 | 21 |
| THIRD DOWN EFFICIENCY | 6-15-40% | 1-9-11% |
| FOURTH DOWN EFFICIENCY | 0-1-0% | 0-0-0% |
| TOTAL NET YARDS | 322 | 503 |
| NET YARDS RUSHING | 71 | 248 |
| NET YARDS PASSING | 251 | 255 |
| PASS ATTEMPTS-COMPLETIONS-HAD INTERCEPTED | 49-23-1 | 20-19-0 |
| KICKOFFS Number-In End Zone-Touchbacks | 5-4-2 | 8-7-5 |
| PUNTS Number and Average | 8-48.0 | 5-49.2 |
| FGs - PATs Had Blocked | 0-0 | 0-0 |
| TOTAL RETURN YARDAGE (Not Including Kickoffs) | 21 | 42 |
| PENALTIES Number and Yards | 3-25 | 8-52 |
| FUMBLES Number and Lost | 0-0 | 1-23 |
| TOUCHDOWNS | 4 | 6 |
| EXTRA POINTS Made-Attempts | 2-4 | 5-6 |
| FIELD GOALS Made-Attempts | 0-0 | 1-1 |
| RED ZONE EFFICIENCY | 3-3-100% | 1-2-50% |
| GOAL TO GO EFFICIENCY | 3-3-100% | 0-0-0% |
| SAFETIES | 0 | 0 |
| TIME OF POSSESSION | 27:55 | 32:05 |

INDIVIDUAL STATISTICS

RUSHING (Att-Yds): Houston, A. Foster 18-59, A. Blue 3-8, C. Polk 4-4. Miami, L. Miller 14-175-1, J. Gray 12-48, D. Williams 4-19, J. Landry 1-5, R. Tannehill 1-3, M. Moore 3-(-2).

PASSING (C-A-Y-TD-I): Houston, B. Hoyer 23-49-273-3-1. Miami, R. Tannehill 18-19-282-4-0, M. Moore 1-1-14-0-0.

RECEIVING (Rec-Yds): Houston, N. Washington 9-127-2, D. Hopkins 6-50, A. Foster 5-66-1, C. Polk 2-14, K. Mumphery 1-16. Miami, J. Landry 5-83 -2, R. Matthews 3-75-1, L. Miller 3-61, G. Jennings 2-37, J. Cameron 2-23, D. Williams 2-10, J. Gray 1-10, D. Sims 1-10.

SACKS (Sk-Yds): Houston, J. Watt 2-20, J. Clowney 1-13, J. Simon 1-8. N. Suh 2-15, C. Wake 2-7.

INTERCEPTIONS (Int-Yds): Houston, none. Miami, R. Jones 1-23-1.

TACKLES (S-A-T): Houston, J. Clowney 7-1-8, J. Watt 6-1-7, J. Simon 4-2-6, J. Joseph 4-0-4, J. Crick 3-1-4, B. Cushing 3-0-3, J. Tuggle 3-0-3, A. Dent 2-0-2, A. Hal 2-0-2, K. Johnson 2-0-2, R. Moore 1-1-2, W. Mercilus 1-1-2, D. Morris 1-1-2, M. Bullough 1-1-2, J. Rolle 0-2-2, C. James 1-0-1, A. Bouye 1-0-1, B. Dunn 1-0-1, E. Pleasant 0-1-1. Miami, R. Jones 8-0-8, J. Taylor 6-1-7, N. Suh 5-1-6, M. Thomas 5-0-5, J. Jenkins 3-0-3, K. Misi 3-0-3, B. Grimes 2-1-3, E. Mitchell 2-1-3, C. Wake 2-0-2, N. Hewitt 2-0-2, K. Sheppard 2-0-2, T. Fede 1-1-2, C. Mosely 1-1-2, D. Shelby 1-0-1, Bo. McCain 1-0-1, Z. Vigil 1-0-1, J. Phillips 1-0-1.

MISSED FIELD GOAL: Houston, none. Miami, none.



POSTGAME NOTES VS HOUSTON

- Tickets distributed were 65,251.
- With the 44-26 win, Miami is now 1-7 in the regular season action against the Houston Texans.
- With last week's 38-10 win at Tennessee and the 44-26 win against Houston, the Dolphins scored 38-or-more points in consecutive games for the third time in team history and the first-time since Weeks 8-9 of the 1984 season (44-24 at New England and 38-7 vs. Buffalo).
- With the win, Dan Campbell became the first head coach to take over a team during a season to win first his two games since Leslie Frazier (Minnesota) and Jason Garrett (Dallas) in 2010.
- With the Dolphins scoring 82 points in his first two games, Dan Campbell became the first head coach to take over a team during a season and score 82-plus points in his first two games since Mike Holovak (Boston) in 1961 (83 points).
- With the Dolphins allowing 36 points in his first two games, Dan Campbell became the first head coach to take over a team during a season and allow 36-or-fewer points in his first two games since Romeo Crennel (Kansas City) in 2011 (30 points).
- WR Rishard Matthews, T Branden Albert, DT Earl Mitchell, S Michael Thomas and RB Damien Williams served as game captains.
- The honorary captains were DT Tim Bowens, G Bob Kuechenberg, G Larry Little, RB Mercury Morris and RB Tony Nathan.
- LS John Denney extended his team-record consecutive games played streak to 166.
- DT Earl Mitchell extended his consecutive games played streak to 79, the third-most in the NFL among active defensive tackles.
- CB Tony Lippett made his NFL debut in the second quarter of the game.
- Miami's 41 points in the first half was the most in an opening half in team history. The previous high was 35 points in the first half vs. the Boston Patriots on Dec. 17, 1967.
- The Dolphins today became the first team in NFL history with four offensive touchdown plays of at least 50 yards in a single half.
- WR Rishard Matthews' 53-yard touchdown on Miami's opening drive was the longest reception of his career. His previous long was for 48 yards at Jacksonville (9/20/15). It was also the longest touchdown reception of his career. Matthews' previous longest touchdown reception was for 46 yards against Buffalo (10/27/15).
- WR Jarvis Landry's 50-yard touchdown was the longest reception of his career, his previous long was 36 yards at Jacksonville (9/20/15). It was also the longest touchdown reception of his career, his previous long was a 14-yard touchdown reception vs. San Diego (11/2/14).
- K Andrew Franks' 53-yard field goal today tied for the third longest in team history by a rookie.
- QB Ryan Tannehill became the first Dolphins quarterback to throw three touchdown passes in a first quarter since A.J. Feeley also threw for three touchdowns in the opening period against Buffalo on Dec. 5, 2004.
- With his 30-yard interception return against the Titans last week and his 23-yard interception return for a touchdown, S Reshad Jones became the first player in Dolphins history to have interception returns for touchdowns in consecutive games.
- QB Ryan Tannehill completed 94.7 percent of his pass attempts (18-of-19), which set a team record for highest completion percentage in a single-game, surpassing the previous record of 92.3 percent (12-of-13) by Bob Griese vs. New England on Dec. 18, 1978.
- By completing his last seven attempts last week at Tennessee and his first 18 attempts of the game, QB Ryan Tannehill's 25 consecutive completions is a new NFL record.

• QB Ryan Tannehill had a perfect 158.3 quarterback rating in the first quarter of the game. It was the third time in his first career that he accomplished the feat in a first quarter.

• With his 2.0 sacks the coupled with his 4.0 sacks last week at Tennessee, DE Cameron Wake passed his career high for most sacks in a two game stretch with 6.0. His previous high came in 2012 when he had a total of 5.5 sacks in Weeks 4 and 5.

• With second-quarter quarterback sack, DE Cameron Wake improved his career sack total to 68.0, moving past Bill Stanfill (67.5) for the second-most career sacks in Dolphins history. He finished the game with two sacks and 69.0 for his career.

• With his 113 yards last week at Tennessee and his 175 rushing, RB Lamar Miller has rushed for back-to-back 100-yard games for the first time in career.

• With his four touchdown passes, QB Ryan Tannehill tied his career high with his four-touchdown effort vs. Minnesota on Dec. 21, 2014.

• RB Lamar Miller rushed for 175 yards, which is his fifth career game with 100-plus rushing yards and the second-highest total of his NFL career.

• RB Lamar Miller's 85-yard touchdown the was the second-longest in team history and the second longest of Miller's career, behind his 97-yard touchdown run against the N.Y. Jets on Dec. 28, 2014.

• With his three first half touchdown passes for 50-plus yards, QB Ryan Tannehill became first NFL quarterback since Randall Cunningham in 1998 with three 50-plus yard TD passes in first half of a game.

• With his 2.0 sacks, DT Ndamukong Suh tied his career high for most sacks in a game, with two-sacks efforts vs. Washington (10/31/10), vs. Chicago (9/29/13), at Minnesota (10/12/14), at Chicago (12/21/14) and at Dallas (1/4/15 – playoff game).

• RB Damien Williams tied his career-long with a 19-yard run in the third quarter, with a 19-yard run at Detroit on Nov. 9, 2015.

INJURIES REPORTED IN PRESS BOX

MIAMI DOLPHINS

- CB Zack Bowman – shoulder (questionable), second quarter
- LB Spencer Paysinger – arm (questionable), second quarter – Returned before suffering groin injury in third quarter

HOUSTON TEXANS

- LB Akeem Dent – hamstring (questionable), fourth quarter
- RB Arian Foster – achilles (out), fourth quarter



GAME 7: NEW ENGLAND 36, MIAMI 7

THURSDAY, OCT. 29 • 8:25 P.M. ET • GILLETTE STADIUM • FOXBOROUGH, MASS.



GAME SUMMARY

After consecutive dominating performances, the Dolphins endured a tough night at Gillette Stadium.

The Dolphins gave up four touchdown passes to Tom Brady and were shut out in the first half as their two-game winning streak came to an end with a 36-7 loss against the New England Patriots.

The Dolphins also saw two starters carted off to the locker room, with Ja'Wuan James leaving with a toe injury in the first half and defensive end Cameron Wake leaving with an Achilles injury in the second half.

Before leaving the game, Wake recorded his seventh sack of the season, all of them coming in the last three games.

That was one of the highlights for the Dolphins on a night when there weren't anywhere near enough of them.

One big play for the Dolphins was a 50-yard kickoff return by Jarvis Landry in the fourth quarter, but that was followed by a pair of New England sacks on a Miami drive that went three-and-out.

After building a 41-0 halftime lead in their 44-26 victory against Houston on Sunday, the Dolphins found themselves with a 19-0 deficit against a New England team that came in with a 71-0 record at Gillette Stadium when leading at the half.

The Dolphins quickly cut into the deficit with an 80-yard touchdown drive to start the second half but could get no closer after that.

The Miami touchdown came on a 1-yard run by Lamar Miller, one play after Ryan Tannehill hit tight end Jordan Cameron with a 29-yard completion while moving to his left.

But it overall was a tough night for the Dolphins offense, which managed only 76 yards and five first downs in the first half and never took a snap in New England territory in the first two quarters.

One day after being named AFC Offensive Player of the Week, Tannehill was intercepted twice, once in each half, and sacked five times.

Tannehill also was charged with a fumble on a play that epitomized the kind of night it was for the Dolphins.

With the Dolphins trailing 7-0 early in the second quarter, Tannehill never moved when center Mike Pouncey did a shotgun snap and the rest of the offensive line started pass-protecting on third-and-10 from the Miami 9-yard line.

The ball flew by Tannehill and into the end zone, where Tannehill fell on it for a New England safety.

The game began with the Dolphins on defense and they had a chance to make a quick stop when New England faced a third-and-16 from its 26-yard line. But the Patriots converted with a 17-yard completion from Brady to running back Dion Lewis on a screen and three plays later Brady hit tight end Rob Gronkowski for a 47-yard touchdown.

New England built its 19-point halftime cushion with a 52-yard Stephen Gostkowski field goal and a 16-yard touchdown reception by Lewis on its final two drives of the first half.

The closest the Dolphins came to scoring in the first half was on the last play when rookie Andrew Franks had a 63-yard field goal attempt, which missed wide left.

Yet the outcome was still in doubt early in the fourth quarter before defensive back Duron Harmon intercepted Tannehill and returned the pick to the Dolphins 15-yard line to set up the first of two fourth-quarter Brady touchdown passes to Julian Edelman.

The Dolphins (3-4) return to action Nov. 8 when they face the Buffalo Bills at Ralph Wilson Stadium.

SCORING

| SCORE BY PERIODS | 1 | 2 | 3 | 4 | OT | Total |
|----------------------|---|----|---|----|----|-------|
| Miami Dolphins | 0 | 0 | 7 | 0 | 0 | 7 |
| New England Patriots | 7 | 12 | 3 | 14 | 0 | 36 |

SCORING DRIVES

| Team | Qtr | Time | Play Description (Extra Point) (Drive info) | HOU | MIA |
|----------|-----|-------|--|-----|-----|
| Patriots | 1 | 10:12 | R.Gronkowski 47 yd. pass from T.Brady (S.Gostkowski kick) (8-80, 4:48) | 0 | 7 |
| Patriots | 2 | 14:05 | R.Tannehill fumble out of bounds in end zone for a Safety | 0 | 9 |
| Patriots | 2 | 3:25 | S.Gostkowski 52 yd. Field Goal (4-5, 1:52) | 0 | 12 |
| Patriots | 2 | 0:24 | D.Lewis 16 yd. pass from T.Brady (S.Gostkowski kick) (5-51, 1:17) | 0 | 19 |
| Dolphins | 3 | 11:25 | L.Miller 1 yd. run (A.Franks kick) (7-80, 3:35) | 7 | 19 |
| Patriots | 3 | 6:09 | S.Gostkowski 36 yd. Field Goal (11-62, 5:16) | 7 | 22 |
| Patriots | 4 | 13:29 | J.Edelman 10 yd. pass from T.Brady (S.Gostkowski kick) (3-15, 0:46) | 7 | 29 |
| Patriots | 4 | 7:17 | J.Edelman 16 yd. pass from T.Brady (S.Gostkowski kick) (7-80, 4:11) | 7 | 36 |

TEAM STATISTICS

| | DOLPHINS | PATRIOTS |
|---|----------|----------|
| TOTAL FIRST DOWNS | 18 | 24 |
| THIRD DOWN EFFICIENCY | 2-11-18% | 3-12-25% |
| FOURTH DOWN EFFICIENCY | 1-2-50% | 1-1-100% |
| TOTAL NET YARDS | 270 | 437 |
| NET YARDS RUSHING | 15 | 95 |
| NET YARDS PASSING | 255 | 342 |
| PASS ATTEMPTS-COMPLETIONS-HAD INTERCEPTED | 44-28-2 | 38-26-0 |
| KICKOFFS Number-In End Zone-Touchbacks | 3-2-2 | 7-7-5 |
| PUNTS Number and Average | 6-58.2 | 6-44.0 |
| FGs - PATs Had Blocked | 0-0 | 0-0 |
| TOTAL RETURN YARDAGE (Not Including Kickoffs) | 9 | 69 |
| PENALTIES Number and Yards | 7-40 | 8-69 |
| FUMBLES Number and Lost | 2-0 | 0-0 |
| TOUCHDOWNS | 1 | 4 |
| EXTRA POINTS Made-Attempts | 2-4 | 5-6 |
| FIELD GOALS Made-Attempts | 0-0 | 1-1 |
| RED ZONE EFFICIENCY | 1-2-50% | 3-4-75% |
| GOAL TO GO EFFICIENCY | 3-3-100% | 0-0-0% |
| SAFETIES | 0 | 1 |
| TIME OF POSSESSION | 27:23 | 32:37 |

INDIVIDUAL STATISTICS

RUSHING (Att-Yds): Miami, L. Miller 9-15-1, J. Gray 2-1, R. Tannehill 2-(-1). New England, L. Blount 17-72, D. Lewis 5-19, J. White 3-3, T. Brady 1-1.

PASSING (C-A-Y-TD-I): Miami, R. Tannehill 28-44-300-0-2. New England, T. Brady 26-38-356-4-0.

RECEIVING (Rec-Yds): Miami, R. Matthews 7-62, J. Landry 6-71, L. Miller 5-19, J. Gray 4-50, K. Stills 3-58, J. Cameron 2-34, D. Sims 1-6. New England, J. Edelman 7-81, R. Gronkowski 6-113, D. Lewis 6-93, B. LaFell 4-47, D. Amendola 1-11, S. Chandler 1-9, L. Blount 1-2.

SACKS (Sk-Yds): Miami, O. Vernon 1-7, C. Wake 1-7. New England, C. Jones 2-14, D. McCourty 1-13, R. Ninkovich 1-10.

INTERCEPTIONS (Int-Yds): Miami, none. New England D. Harmon 1-30, L. Ryan 1-1.

TACKLES (S-A-T): Miami, K. Sheppard 5-3-8, R. Jones 5-3-8, J. Taylor 4-3-7, K. Misi 3-3-6, J. Jenkins 3-2-5, M. Thomas 2-3-5, O. Vernon 1-4-5, W. Aikens 3-1-4, Bo. McCain 1-2-3, B. Grimes 2-0-2, C. Wake 1-1-2, D. Shelby 1-1-2, J. Phillips 1-1-2, N. Suh 0-2-2, T. Fede 0-2-2, S. Paysinger 1-0-1, C. Mosley 0-1-1. New England, L. Ryan 6-1-7, J. Coleman 5-0-5, M. Butler 5-0-5, C. Jones 4-0-4, P. Chung 1-3-4, D. Hightower 3-0-3, D. McCourty 3-0-3, D. Easley 1-2-3, M. Brown 2-0-2, R. Ninkovich 1-1-2, J. Collins 1-1-2, G. Grissom 1-1-2, J. Richards 1-1-2, S. Siliga 1-0-1, J. Mayo 1-0-1, D. Harmon 0-1-1, A. Branch 0-1-1.

MISSED FIELD GOAL: Houston, none. Miami, none.



POSTGAME NOTES AT NEW ENGLAND

- Tickets distributed were 66,829.
- With the 36-7 loss, Miami is now 51-46 in the regular season action against the Patriots.
- With the 36-7 loss, Miami is now 67-54 in games played in prime time, including a 6-5 record in Thursday night games.
- QB Ryan Tannehill and C Mike Pouncey (offense); DE Cameron Wake and S Reshad Jones (defense); and S Michael Thomas and RB Damien Williams (special teams) served as game captains.
- C Sam Brenner, DT A.J. Francis, WR Matt Hazel, OT Jeff Linkenbach, CB Brice McCain, LB Chris McCain and TE Jake Stoneburner were the Dolphins inactive.
- LS John Denney extended his team-record consecutive games played streak to 167.
- DT Earl Mitchell extended his consecutive games played streak to 80, the third-most in the NFL among active defensive tackles.
- P Matt Darr's 70-yard punt in the second quarter is tied for the longest by a rookie (and the ninth-longest overall) punt in Dolphins history.

Longest Punts In Dolphins History

| | |
|----|--|
| 77 | Reggie Roby (11/29/87 at Buffalo) |
| 77 | Matt Turk (11/25/01 at Buffalo) |
| 74 | Brandon Fields (12/22/13 at Buffalo) |
| 73 | Larry Seiple (11/14/71 vs. Pittsburgh) |
| 73 | Reggie Roby (9/28/86 vs. San Francisco) |
| 73 | Reggie Roby (10/5/86 at New England) |
| 71 | Brandon Fields (11/02/08 at Denver) |
| 71 | George Roberts (11/2/80 at Oakland) |
| 70 | Brandon Fields (09/18/11 vs. Houston) |
| 70 | Larry Seiple (12/10/67 vs. San Diego) - Rookie |
| 70 | Matt Turk (10/1/00 at Cincinnati) |
| 70 | Matt Darr (10/29/15 at New England) - Rookie |

- With his 15-yard reception in the first quarter, WR Rishard Matthews increased his season receiving yards total to 453 yards, which is a new career high, ahead of his previous season high of 448 yards in 2013. He finished the game with 500 yards on the 2015 season.
- WR Rishard Matthews' seven catches tonight are the second-highest single-game total of his career behind an 11-catch game at Tampa Bay on Nov. 11, 2013.
- RB Lamar Miller's one-yard touchdown run in the third quarter marked his third consecutive game with a rushing touchdown. That matched his career high for consecutive games with a rushing touchdown. He also scored a rushing touchdown in games 4-6 in 2014.
- With his sack in the second quarter tonight, DE Cameron Wake has posted a full sack in three consecutive games. It is the fourth-longest consecutive game sack streak in Wake's career, behind two five-game sack streaks (weeks 6-10 in 2014 and weeks 4-9 on 2012) and a four-game sack streak (weeks 11-14 in 2010).
- With his sack in the second quarter tonight, DE Cameron Wake has posted 7.0 sacks over his past three games span, which is the most of his career over a three-game span.

Cameron Wake Sacks Over Three-Game Span

| DATE | OPP | SACK |
|----------|----------------|------|
| 10/18/15 | at Tennessee | 4.0 |
| 10/25/15 | vs. Houston | 2.0 |
| 10/29/15 | at New England | 1.0 |
| TOTAL | | 7.0 |

| DATE | OPP | SACK |
|----------|---------------|------|
| 9/30/12 | at Arizona | 4.5 |
| 10/7/12 | at Cincinnati | 1.0 |
| 10/14/12 | vs. St. Louis | 1.0 |
| TOTAL | | 6.5 |

INJURIES REPORTED IN PRESS BOX

MIAMI DOLPHINS

- OT Ja'Wuan James – toe (questionable), first quarter; downgraded to out in third quarter
- RB Damien Williams – hand (questionable), second quarter; returned in third quarter
- S Jordan Kovacs – knee (questionable), second quarter; returned in third quarter
- DE Cameron Wake – Achilles (out), third quarter
- WR DeVante Parker – foot (questionable), fourth quarter



GAME 8: BUFFALO 33, MIAMI 17

SUNDAY, NOV. 8 • 1 P.M. ET • RALPH WILSON STADIUM • BUFFALO, N.Y.



GAME SUMMARY

Big plays were the difference at Ralph Wilson Stadium.

The Buffalo Bills scored touchdowns of 48, 44 and 38 yards and got another score after a 63-yard completion, and that propelled them to a 33-17 victory over the Dolphins.

The loss left the Dolphins with a 3-5 record at the halfway mark of the 2015 season, with the next game scheduled for next Sunday against the Philadelphia Eagles at Lincoln Financial Field.

Running back Lamar Miller scored both touchdowns for the Dolphins and also had three receptions of 20 yards or more. Andrew Franks kicked a 48-yard field goal in the fourth quarter.

The Dolphins played from behind the whole way after a safety off an errant shotgun snap gave Buffalo a 2-0 lead in the first quarter. It marked the second consecutive game the Dolphins gave up a safety.

The key sequence in the game came in the third quarter when the Dolphins trailed 19-14 and drove to the Buffalo 40-yard line.

Facing a third-and-12 from the Bills 42, Ryan Tannehill fumbled when he was sacked by Jerry Hughes and Hughes grabbed the loose ball after a bounce and moved it to the Miami 40.

On a subsequent third-and-4 from the Miami 34-yard line, Ndamukong Suh had a hold of quarterback Tyrod Taylor after he scrambled out of the pocket, which normally would result in the referee blowing the whistle for the quarterback being in the grasp. That would have pushed the Bills out of field goal range and forced a punt.

But the play was allowed to continue until Taylor flung the ball out of bounds for an incomplection.

Buffalo was flagged for offensive holding on the play, and the Dolphins accepted the penalty instead of allowing the Bills to attempt a 52-yard field goal.

On the ensuing third-and-14 from the 44, Taylor hit Sammy Watkins for a long touchdown pass while Suh appeared to be held just before he was able to get to the quarterback.

The touchdown was part of a huge day for Watkins, who caught eight passes for 168 yards.

His 63-yard reception in the second quarter set up the first of two touchdown runs by rookie Karlos Williams, this one from 11 yards.

Williams scored on a 38-yard run midway through the fourth quarter to increase the Buffalo lead to 33-14.

The other long Buffalo touchdown was a 48-yard run by LeSean McCoy that came on the series that followed the safety and made the score 9-0.

The Dolphins made it 9-7 when Miller capped an impressive 85-yard drive with a 1-one touchdown run. The big play on the drive was a 26-yard completion from Tannehill to Miller on a screen pass.

Buffalo increased its lead with a 43-yard field goal by Dan Carpenter and Williams' first touchdown before the Dolphins mounted a drive late in the first half that ended in bitter disappointment.

The Dolphins moved from their own 13 to a first-and-goal at the Buffalo 1-yard line, but by that time only two seconds remained on the clock, forcing Interim Head Coach Dan Campbell to choose between a chip-shot field goal attempt or going for the touchdown.

Campbell chose the aggressive approach, but Bills cornerback Stephon Gilmore made a nice play to break up a pass attempt to tight end Dion Sims.

The Dolphins bounced back from the setback by driving 80 yards for a touchdown to start the second half, with Miller scoring on another 1-yard run.

With Tannehill passing for more than 300 yards and Jarvis Landry setting a career high with 11 catches, the Dolphins didn't have many problems moving the ball.

But they just couldn't overcome all the big plays.

SCORING

| SCORE BY PERIODS | 1 | 2 | 3 | 4 | OT | Total |
|------------------|---|----|---|---|----|-------|
| Miami Dolphins | 0 | 7 | 7 | 3 | 0 | 17 |
| Buffalo Bills | 9 | 10 | 7 | 7 | 0 | 33 |

SCORING DRIVES

| Team | Qtr | Time | Play Description (Extra Point) (Drive info) | MIA | BUF |
|----------|-----|-------|---|-----|-----|
| Bills | 1 | 11:48 | R.Tannehill fumble out of bounds in end zone for a Safety | 0 | 2 |
| Bills | 1 | 8:50 | L.McCoy 48 yd. run (D.Carpenter kick) (5-80, 2:58) | 0 | 9 |
| Dolphins | 2 | 11:28 | L.Miller 1 yd. run (A.Franks kick) (9-85, 4:25) | 7 | 9 |
| Bills | 2 | 7:08 | D.Carpenter 43 yd. Field Goal (8-47, 4:20) | 7 | 12 |
| Bills | 2 | 2:26 | Ka.Williams 11 yd. run (D.Carpenter kick) (4-84, 2:07) | 7 | 19 |
| Dolphins | 3 | 10:05 | L.Miller 1 yd. run (A.Franks kick) (9-80, 4:55) | 14 | 19 |
| Bills | 3 | 2:21 | S.Watkins 44 yd. pass from T.Taylor (D.Carpenter kick) (3-40, 2:12) | 14 | 26 |
| Bills | 4 | 8:35 | Ka.Williams 38 yd. run (D.Carpenter kick) (10-80, 6:16) | 14 | 33 |
| Dolphins | 4 | 3:53 | A.Franks 48 yd. Field Goal (9-63, 4:42) | 17 | 33 |

TEAM STATISTICS

| | DOLPHINS | BILLS |
|---|----------|----------|
| TOTAL FIRST DOWNS | 29 | 18 |
| THIRD DOWN EFFICIENCY | 4-9-44% | 8-13-62% |
| FOURTH DOWN EFFICIENCY | 0-0-0% | 0-0-0% |
| TOTAL NET YARDS | 397 | 420 |
| NET YARDS RUSHING | 106 | 266 |
| NET YARDS PASSING | 291 | 154 |
| PASS ATTEMPTS-COMPLETIONS-HAD INTERCEPTED | 37-28-0 | 12-11-0 |
| KICKOFFS Number-In End Zone-Touchbacks | 5-1-1 | 6-4-2 |
| PUNTS Number and Average | 3-38.0 | 3-50.0 |
| FGs - PATs Had Blocked | 0-0 | 0-0 |
| TOTAL RETURN YARDAGE (Not Including Kickoffs) | 18 | 0 |
| PENALTIES Number and Yards | 8-62 | 13-94 |
| FUMBLES Number and Lost | 3-1 | 0-0 |
| TOUCHDOWNS | 2 | 4 |
| EXTRA POINTS Made-Attempts | 2-2 | 4-4 |
| FIELD GOALS Made-Attempts | 1-1 | 1-1 |
| RED ZONE EFFICIENCY | 2-4-50% | 1-2-50% |
| GOAL TO GO EFFICIENCY | 2-3-67% | 0-1-0% |
| SAFETIES | 0 | 1 |
| TIME OF POSSESSION | 28:47 | 31:13 |

INDIVIDUAL STATISTICS

RUSHING (Att-Yds): Miami, L. Miller 12-44-2, J. Ajayi 5-41, J. Landry 4-18, R. Tannehill 2-3. Buffalo, L. McCoy 16-112-1, Ka. Williams 9-110-2, T. Taylor 10-44, R. Woods 1-0.

PASSING (C-A-Y-TD-I): Miami, R. Tannehill 27-36-309-0-0, J. Landry 1-1-9-0-0. T. Taylor 11-12-181-1-0.

RECEIVING (Rec-Yds): Miami, J. Landry 11-69, L. Miller 7-97, R. Matthews 4-54, K. Stills 3-74, D. Sims 1-9, R. Tannehill 1-9, J. Cameron 1-6. Buffalo S. Watkins 8-168-1, L. McCoy 2-7, C. Clay 1-6.

INTERCEPTIONS (Int-Yds): Miami, none. Buffalo, none.

SACKS (Sk-Yds): Miami, R. Jones 1-12, N. Suh 1-9, J. Phillips 1-6. Buffalo, J. Hughes 2-27.

TACKLES (S-A-T): Miami, B. Grimes 7-0-7, R. Jones 6-1-7, O. Vernon 5-2-7, K. Misi 5-0-5, K. Sheppard 4-0-4, M. Thomas 3-1-4, J. Taylor 3-0-3, J. Jenkins 3-0-3, N. Suh 1-2-3, E. Mitchell 1-1-2, D. Shelby 1-1-2, J. Phillips 1-0-1, Br. McCain 1-0-1, C. McCain 1-0-1, W. Aikens 0-1-1. Buffalo, R. Darby 10-0-10, C. Graham 8-0-8, N. Bradham 4-3-7, L. McKelvin 6-0-6, P. Brown 3-2-5, Du. Williams 3-1-4, J. Hughes 3-0-3, N. Robey 3-0-3, S. Gilmore 3-0-3, M. Lawson 2-1-3, I. Enemkpali 2-0-2, C. Bryant 1-0-1, M. Williams 1-0-1, A. Carrington 1-0-1, M. Dareus 0-1-1.

MISSED FIELD GOAL: Miami, none. Buffalo, none.



POSTGAME NOTES VS. BUFFALO

• Tickets distributed were 70,214

• Buffalo became the first team the Dolphins have faced 100 times in the regular season. The New York Jets will join the Bills for that distinction Nov. 29 when the Dolphins play at MetLife Stadium.

• With today's 33-17 loss, Miami is now 57-42-1 in the regular season action against the Bills.

• LB Kelvin Sheppard and CB Brent Grimes (defense), WR Jarvis Landry and T Branden Albert (offense) and S Walt Aikins and LB Spencer Paysinger (special teams) served as game captains.

• DT A.J. Francis, WR Matt Hazel, T Ja'Wuan James, T Ulrick John, S Jordan Kovacs, CB Tony Lippett and WR DeVante Parker were inactive.

• LS John Denney extended his team-record consecutive games played streak to 168.

• DT Earl Mitchell extended his consecutive games played streak to 81, the third-most in the NFL among active defensive tackles.

• T Brandon Albert played in the 100th game of his career today.

• RB Jay Ajayi made his NFL debut in today's game.

• TE Jordan Cameron's second quarter reception of the game was the 150th of his career.

• With his first quarter sack, S Reshad Jones has recorded 7.5 sacks in his career and moved into sole possession of the second-most sacks by a defensive back in franchise history. He had been tied with Patrick Surtain (6.5 sacks) and now trails only Jeremiah Bell (11.0 sacks).

MOST SACKS BY A DEFENSIVE BACK IN DOLPHINS HISTORY

| | |
|------|----------------------------|
| 11.0 | Jeremiah Bell(2004-11) |
| 7.5 | Reshad Jones (2010-15) |
| 6.5 | Patrick Surtain(1998-2004) |
| 6.0 | Liffort Hobley(1987-1993) |

• With his four rushing attempts today, WR Jarvis Landry has now recorded 12 carries on the season. He becomes the third wide receiver in Dolphins history to record 10 or more rushing attempts in a season in franchise history.

MOST RUSHING ATTEMPTS IN A SEASON BY A DOLPHINS WIDE RECEIVER

| | |
|----|-----------------------|
| 14 | Nat Moore (1977) |
| 12 | Chris Chambers (2005) |
| 12 | Jarvis Landry (2015) |

• With his 18 rushing yards, WR Jarvis Landry has now recorded 95 rushing yards on the season, which is tied for the second-highest single-season total by a Dolphins wide receiver.

MOST RUSHING YARDS IN A SEASON BY A DOLPHINS WIDE RECEIVER

| | |
|-----|-----------------------|
| 115 | Paul Warfield (1971) |
| 95 | Chris Chambers (2006) |
| 95 | Jarvis Landry (2015) |
| 92 | Chris Chambers (2005) |
| 89 | Nat Moore (1977) |

• With his 11 catches today, WR Jarvis Landry has totaled 53 receptions

through the first eight games of the season. His 53 catches are the second-most receptions by a Dolphins player through the first eight games of a season since 1978 when the NFL expanded to a 16-game regular season.

MOST RECEPTIONS BY A DOLPHINS PLAYER IN A SEASON IN WEEKS 1-8

| | |
|--------------|-------------------------|
| (since 1978) | |
| 57 | Jarvis Landry (2014) |
| 53 | Jarvis Landry (2015) |
| 52 | Brandon Marshall (2010) |
| 48 | Mike Wallace (2014) |
| 47 | Keith Byars (1994) |

• With his nine-yard pass completion today, WR Jarvis Landry became the third player in Dolphins history to have a rushing attempt, reception, pass completion, kickoff return and punt return in a season, joining WR Mark Clayton (1983) and WR Nat Moore (1974).

• WR Jarvis Landry had the first pass attempt and completion of his NFL career today when he completed a nine-yard pass to QB Ryan Tannehill in the third quarter.

• WR Jarvis Landry had a career-high 11 receptions today. His 11 catches are tied for the fourth-highest single-game total in team history. The last Dolphins player with 11 receptions was Rishard Matthews, who accomplished the feat at Tampa Bay Nov. 11, 2013

• QB Ryan Tannehill had his first career reception on a nine-yard pass from WR Jarvis Landry in the third quarter of today's game.

• QB Ryan Tannehill finished with 309 passing yards, which is his 11th career game with 300 yards.

• RB Lamar Miller scored two rushing touchdowns today. His two rushing scores tied his career single-game high with a two rushing touchdown game at Oakland on Sept. 28, 2014.

• RB Lamar Miller scored a touchdown in his career-high fourth consecutive game.

• RB Lamar Miller had a career single-game high 97 receiving yards today. His previous high for receiving yards in a game was 61 yards vs. Houston on Oct. 25, 2015. It is the most receiving yards in a game by a Dolphins running back since RB Patrick Cobbs had 138 receiving yards at Houston on Oct. 12, 2008.


INJURIES REPORTED IN PRESS BOX

MIAMI DOLPHINS

• LB Spencer Paysinger – shoulder (doubtful), fourth quarter. Did not return.

BUFFALO BILLS

• RB LeSean McCoy – shoulder (questionable), third quarter. Did not return.



GAME 9: MIAMI 20, PHILADELPHIA 19

SUNDAY, NOV. 15 • 1 P.M. ET • LINCOLN FINANCIAL FIELD • PHILADELPHIA, PA.



GAME SUMMARY

The Dolphins fought back from an early deficit to pull out an impressive victory.

Safety Reshad Jones intercepted backup quarterback Mark Sanchez in the end zone with 4:26 left and the defense made another final stand to secure a 20-19 victory at Lincoln Financial Field.

The victory snapped a two-game losing streak and put the Dolphins at 4-5 on the season, with the Dallas Cowboys coming to Sun Life Stadium next Sunday.

The Dolphins clinched the victory when they stopped Philadelphia on downs in the final minutes, with Jones and linebacker Kelvin Sheppard teaming to stop Jordan Matthews well short of the first down after a fourth-down completion.

Jarvis Landry scored the game-winning touchdown early in the fourth quarter when he caught a 4-yard pass that bounced off Eagles defensive end Connor Barwin and went high into the air.

Landry later had a huge 20-yard reception on third-and-7 just before the two-minute warning.

Ryan Tannehill had two touchdown passes on the day, the other going to running back Lamar Miller in the second quarter.

Rookie Andrew Franks kicked two field goals to complete the Dolphins scoring.

Landry's game-winning touchdown was set up by a 43-yard pass play from Tannehill to Rishard Matthews on the final play of the third quarter.

Rookies wound up playing a big role for the Dolphins, in part because of injuries that sidelined linebacker Jelani Jenkins and cornerback Brice McCain.

Linebacker Mike Hull made his NFL debut, one day after being signed off the practice squad; linebacker Neville Hewitt and cornerback Tony Lippett both saw their first action of the season on defense.

The Dolphins defense, led by Ndamukong Suh, turned in a solid performance after a shaky first quarter and knocked Sam Bradford out of the game with a shoulder injury in the third quarter when Chris McCain hit him for a sack.

McCain produced one of three forced fumbles for the Dolphins defense, although they weren't able to recover any of them.

Another forced fumble came on a sack by Derrick Shelby and the third came on a bad snap.

The Dolphins trailed 16-3 early in the second quarter before scoring 17 unanswered points.

The comeback began with a 22-yard field goal by Franks after the Dolphins squandered a first-and-goal opportunity for the Philadelphia 5-yard line.

Rookie Zach Vigil came up with perhaps the biggest play of the game when he broke through the line to block a punt and give Miami the ball at the Eagles 12-yard line.

After an incompletion, Tannehill hit Miller in the flat and he took advantage of a great block by Matthews to scoot into the end zone to make it 16-13.

Even though they scored on the opening possession of the game, it was a painful first quarter for the Dolphins.

A 35-yard completion from Tannehill to Miller got the Dolphins in Eagles territory and led to Franks' 42-yard field goal that provided a 3-0 lead.

But Philadelphia answered with a 60-yard completion from Bradford to tight end Brent Celek on its first offensive snap and three plays later Bradford threw a 2-yard touchdown pass to wide receiver Josh Huff.

A miscue on the ensuing kickoff, when Damien Williams ran out of the end zone after dropping the ball and was tackled at the 1-yard line, led to the Dolphins giving up a safety for a third consecutive game.

This one came when Tannehill was sacked in the end zone and the ball flew out of the end zone on the play.

The Eagles increased their lead to 16-3 after receiving the free kick that followed the safety, as they marched 58 yards and got a 1-yard touchdown run from Ryan Mathews.

The Eagles appeared ready to increase their lead again early in the second quarter after driving to a first-and-10 at the Dolphins 12-yard line.

A sack by Suh on first down stopped the drive and forced the Eagles to go for a 32-yard field goal attempt, which was missed wide right by former Dolphins kicker Caleb Sturgis.

The momentum turned at that point and the Dolphins started their comeback.

SCORING

| SCORE BY PERIODS | 1 | 2 | 3 | 4 | OT | Total |
|---------------------|----|----|---|---|----|-------|
| Miami Dolphins | 3 | 10 | 0 | 7 | 0 | 20 |
| Philadelphia Eagles | 16 | 0 | 0 | 3 | 0 | 19 |

SCORING DRIVES

| Team | Qtr | Time | Play Description (Extra Point) (Drive info) | MIA | PHI |
|----------|-----|-------|--|-----|-----|
| Dolphins | 1 | 10:27 | A.Franks 42 yd. Field Goal (10-44, 4:33) | 3 | 0 |
| Eagles | 1 | 8:43 | J.Huff 2 yd. pass from S.Bradford (C.Sturgis kick) (4-64, 1:44) | 3 | 7 |
| Eagles | 1 | 8:38 | R.Tannehill fumble forced by W.Thurmond out of bounds in end zone for a Safety | 3 | 9 |
| Eagles | 1 | 4:43 | R.Mathews 1 yd. run (C.Sturgis kick) (10-58, 3:55) | 3 | 16 |
| Dolphins | 2 | 8:18 | A.Franks 22 yd. Field Goal (11-74, 4:33) | 6 | 16 |
| Dolphins | 2 | 5:52 | L.Miller 13 yd. pass from R.Tannehill (A.Franks kick) (2-12, 0:45) | 13 | 16 |
| Dolphins | 4 | 14:55 | J.Landry 4 yd. pass from R.Tannehill (A.Franks kick) (7-87, 3:14) | 20 | 16 |
| Eagles | 4 | 10:20 | C.Sturgis 37 yd. Field Goal (15-61, 4:35) | 20 | 19 |

TEAM STATISTICS

| | DOLPHINS | EAGLES |
|---|----------|----------|
| TOTAL FIRST DOWNS | 15 | 29 |
| THIRD DOWN EFFICIENCY | 5-15-33% | 7-18-39% |
| FOURTH DOWN EFFICIENCY | 0-0-0% | 1-2-50% |
| TOTAL NET YARDS | 289 | 436 |
| NET YARDS RUSHING | 99 | 83 |
| NET YARDS PASSING | 190 | 353 |
| PASS ATTEMPTS-COMPLETIONS-HAD INTERCEPTED | 36-21-0 | 48-33-1 |
| KICKOFFS Number-In End Zone-Touchbacks | 6-4-4 | 4-4-2 |
| PUNTS Number and Average | 8-49.1 | 7-36.3 |
| FGs - PATs Had Blocked | 0-0 | 0-0 |
| TOTAL RETURN YARDAGE (Not Including Kickoffs) | 16 | 57 |
| PENALTIES Number and Yards | 8-84 | 7-54 |
| FUMBLES Number and Lost | 1-0 | 3-0 |
| TOUCHDOWNS | 2 | 2 |
| EXTRA POINTS Made-Attempts | 2-2 | 2-2 |
| FIELD GOALS Made-Attempts | 2-2 | 1-2 |
| RED ZONE EFFICIENCY | 2-4-50% | 2-5-40% |
| GOAL TO GO EFFICIENCY | 1-2-50% | 2-3-67% |
| SAFETIES | 0 | 1 |
| TIME OF POSSESSION | 28:53 | 31:07 |

INDIVIDUAL STATISTICS

RUSHING (Att-Yds): Miami, J. Ajayi 6-48, L. Miller 16-43, J. Landry 1-6, R. Mathews 1-4, R. Tannehill 2-(-2). Philadelphia D. Murray 22-68, R. Mathews 8-18, M. Sanchez 2-4, D. Sproles 3-0, S. Bradford 1-0.

PASSING (C-A-Y-TD-I): Miami, R. Tannehill 21-36-217-2-0. Philadelphia, S. Bradford 19-25-236-1-0, M. Sanchez 14-23-156-0-1.

RECEIVING (Rec-Yds): Miami, J. Landry 7-52-1, L. Miller 6-50-1, R. Mathews 5-93, G. Jennings 1-9, D. Sims 1-8, J. Cameron 1-5. Philadelphia, Z. Ertz 7-68, D. Murray 6-58, D. Sproles 5-34, B. Celek 4-134, N. Agholor 3-32, J. Huff 3-23-1, J. Matthews 3-21, R. Mathews 2-22.

INTERCEPTIONS (Int-Yds): Miami, R. Jones 1-7. Buffalo, none.

SACKS (Sk-Yds): Miami, D. Shelby 1-24, C. McCain 1-7, N. Suh 1-7, R. Jones 1-1. Philadelphia, M. Kendricks 1-8, W. Thurmond 1-1, C. Barwin 0.5-4.5, F. Cox 0.5-4.5, V. Curry 0.5-4.5, B. Graham 0.5-4.5.

TACKLES (S-A-T): Miami, K. Sheppard 8-3-11, R. Jones 7-2-9, N. Suh 7-1-8, K. Misi 6-1-7, N. Hewitt 6-0-6, W. Aikens 5-1-6, J. Jenkins 5-0-5, O. Vernon 4-0-4, D. Shelby 3-1-4, M. Thomas 3-1-4, J. Taylor 3-0-3, Br. McCain 2-0-2, C. Mosley 2-0-2, C. McCain 1-0-1, E. Mitchell 1-0-1, T. Fede 1-0-1, M. Hull 1-0-1, T. Lippett 1-0-1, Bo. McCain 0-1-1. Philadelphia, M. Jenkins 8-2-10, M. Kendricks 6-0-6, W. Thurmond 5-1-6, F. Cox 2-3-5, C. Barwin 2-3-5, B. Logan 4-0-4, K. Alonso 3-1-4, B. Maxwell 3-0-3, D. Ryans 0-3-3, V. Curry 1-1-2, B. Graham 1-1-2, N. Carroll 1-1-2, T. Hart 1-0-1, E. Biggers 1-0-1.

MISSED FIELD GOAL: Miami, none. Philadelphia, 32 Wide Right.



POSTGAME NOTES VS. PHILADELPHIA

- With the 20-19 win, Miami is now 8-6 in the regular season action against the Eagles.
- DE Derrick Shelby and LB Jelani Jenkins (defense); C Mike Pouncey and RB Lamar Miller (offense); and S Michael Thomas and LS John Denney (special teams) served as game captains.
- C Sam Brenner, CB Brent Grimes, WR Matt Hazel, T Ja'Wuan James, T Ulrick John, LB Spencer Paysinger and TE Brandon Williams were inactive for the game.
- LB Mike Hull made his NFL debut against the Eagles.
- LS John Denney extended his team-record consecutive games played streak to 169.
- DT Earl Mitchell extended his consecutive games played streak to 82, the third-most in the NFL among active defensive tackles.
- With his one rushing attempt, WR Jarvis Landry has now recorded 13 carries on the season. His 13 rushing attempts are the second most in a season by a Dolphins wide receiver, behind the 14 rushing attempts by WR Nat Moore in 1977.

MOST RUSHING ATTEMPTS IN A SEASON BY A DOLPHINS WIDE RECEIVER

| | |
|----|-----------------------|
| 14 | Nat Moore (1977) |
| 13 | Jarvis Landry (2015) |
| 12 | Chris Chambers (2005) |

- With his six rushing yards, WR Jarvis Landry has now recorded 101 rushing yards on the season, which is the second-highest single-season total by a Dolphins wide receiver, behind the 115 rushing yards by WR Paul Warfield in 1971.

MOST RUSHING YARDS IN A SEASON BY A DOLPHINS WIDE RECEIVER

| | |
|-----|-----------------------|
| 115 | Paul Warfield (1971) |
| 101 | Jarvis Landry (2015) |
| 95 | Chris Chambers (2006) |
| 92 | Chris Chambers (2005) |
| 89 | Nat Moore (1977) |

- RB Lamar Miller's 13-yard touchdown reception in the second quarter was his second of the season, which set his career-high for touchdown receptions in the season.
- With his 13-yard touchdown reception in the second quarter, RB Lamar Miller scored a touchdown in his career-high fifth consecutive game. He is the first Dolphins player to score a touchdown in five-or-more consecutive games since RB Ricky Williams scored a touchdown in six consecutive games (final game of the 2002 season and the first five games of the 2003 season).
- QB Ryan Tannehill posted his second fourth quarter comeback of the 2015 season (also the season opener at Washington) and the ninth of his career.

INJURIES REPORTED IN PRESS BOX

MIAMI DOLPHINS

- RB Damien Williams – ankle (questionable), first quarter. Returned in second quarter.
- LB Jelani Jenkins – ankle (questionable), second quarter. Downgraded to out in third quarter.
- CB Brice McCain – knee (out), third quarter.

PHILADELPHIA EAGLES

- QB Sam Bradford – shoulder (questionable), third quarter. Downgraded to out with a shoulder and concussion in fourth quarter.
- RB Ryan Matthews – concussion (evaluation), third quarter. Downgraded to out in fourth quarter.



GAME 10: DALLAS 24, MIAMI 14

SUNDAY, NOV. 22 • 1 P.M. ET • SUN LIFE STADIUM • MIAMI GARDENS, FLA.



GAME SUMMARY

The Dolphins had to play catch-up again, but they ended up falling short against the Dallas Cowboys in their first game at Sun Life Stadium in four Sundays.

Dez Bryant broke a 14-14 tie with a 16-yard touchdown reception on the first play of the fourth quarter and the Cowboys pulled out a 24-14 victory in quarterback Tony Romo's return to action after he was sidelined seven weeks because of a broken collarbone.

Ryan Tannehill threw two touchdown passes for the Dolphins, whose record dropped to 4-6. The Dolphins' next game is Sunday against the New York Jets at MetLife Stadium.

Tight end Jordan Cameron and wide receiver Kenny Stills had the Dolphins touchdowns.

Cornerback Brent Grimes and rookie linebacker Neville Hewitt, who made his first career start, had interceptions for the Dolphins defense.

Hewitt started in place of injured Jelani Jenkins. Starting linebacker Koa Misi was active despite nursing an abdomen injury, but he did not play and rookie Zach Vigil started in his place.

The game was played in heavy rains in the first quarter before the sun eventually came out late in the second quarter.

The Dolphins, who beat Philadelphia last Sunday after rallying from a 16-3 deficit, trailed 14-0 in the first half before tying the score 14-14 late in the third quarter.

Miami got on the scoreboard on its final drive of the first half after Dallas took a 14-0 lead on Romo's 31-yard touchdown pass to Terrance Williams.

After the Cowboys decided to squib kick with 1:08 left in the second quarter, the Dolphins took over at their own 46 and needed only three plays to get into their end zone.

After a 47-yard completion from Tannehill to Jarvis Landry put the ball at the Dallas 12, the Dolphins quarterback found Cameron in the back of the end zone after being forced to scramble out of the pocket.

The Dolphins tied the game 14-14 in the third quarter when Tannehill hit Stills in the right side of the end zone for a 29-yard touchdown to cap a 58-yard drive that featured a 20-yard completion to rookie running back Jay Ajayi.

But Dallas answered with an eight-play, 80-yard touchdown drive highlighted by Darren McFadden's 35-yard run to the Dolphins 9-yard line.

Bryant scored on a second-and-goal from the 16 when he found a gap between Dolphins defenders.

The Dolphins had to begin their next drive at their own 4-yard line after Bailey's kickoff bounced in and then out of the zone, where Landry had to fall on it because it was a live ball.

Tannehill appeared to run for a first down on third-and-4 from the 10, but tackle Jason Fox was called for holding. After the Dolphins failed to convert the third down, a good return by Lucky Whitehead and a personal foul penalty on punter Matt Darr put Dallas in field goal range, and Bailey converted a 30-yard attempt to make it 24-14.

The Dolphins stopped the first scoring threat of the game when Grimes intercepted Romo near the goal line on a third-and-6 from the Miami 12-yard line after pressure forced a hurried throw.

But three plays later, Dallas linebacker Rolando McClain intercepted a Tannehill pass and returned the pick 12 yards for a touchdown to open the scoring.

SCORING

| SCORE BY PERIODS | 1 | 2 | 3 | 4 | OT | Total |
|------------------|---|----|---|----|----|-------|
| Dallas Cowboys | 0 | 14 | 0 | 10 | 0 | 24 |
| Miami Dolphins | 0 | 7 | 7 | 0 | 0 | 14 |

SCORING DRIVES

| Team | Qtr | Time | Play Description (Extra Point) (Drive info) | DAL | MI |
|----------|-----|-------|---|-----|----|
| Cowboys | 2 | 14:55 | R.McClain 12 yd. interception return (D.Bailey kick) | 7 | 0 |
| Cowboys | 2 | 1:08 | T.Williams 31 yd. pass from T.Romo (D.Bailey kick) (12-93, 8:30) | 14 | 0 |
| Dolphins | 2 | 0:16 | J.Cameron 12 yd. pass from R.Tannehill (A.Franks kick) (3-54, 0:52) | 14 | 7 |
| Dolphins | 3 | 5:20 | K.Stills 29 yd. pass from R.Tannehill (A.Franks kick) (5-58, 1:53) | 14 | 14 |
| Cowboys | 4 | 14:55 | D.Bryant 16 yd. pass from T.Romo (D.Bailey kick) (8-80, 5:25) | 21 | 14 |
| Cowboys | 4 | 9:09 | D.Bailey 30 yd. Field Goal (7-10, 3:46) | 24 | 14 |

TEAM STATISTICS

| | COWBOYS | DOLPHINS |
|---|----------|----------|
| TOTAL FIRST DOWNS | 22 | 9 |
| THIRD DOWN EFFICIENCY | 7-14-50% | 1-10-10% |
| FOURTH DOWN EFFICIENCY | 1-2-50% | 0-1-50% |
| TOTAL NET YARDS | 386 | 210 |
| NET YARDS RUSHING | 166 | 70 |
| NET YARDS PASSING | 220 | 140 |
| PASS ATTEMPTS-COMPLETIONS-HAD INTERCEPTED | 28-18-2 | 24-13-1 |
| KICKOFFS Number-In End Zone-Touchbacks | 5-3-2 | 3-3-3 |
| PUNTS Number and Average | 3-48.7 | 7-43.6 |
| FGs - PATs Had Blocked | 0-0 | 0-0 |
| TOTAL RETURN YARDAGE (Not Including Kickoffs) | 30 | 29 |
| PENALTIES Number and Yards | 10-79 | 9-74 |
| FUMBLES Number and Lost | 0-0 | 1-0 |
| TOUCHDOWNS | 3 | 2 |
| EXTRA POINTS Made-Attempts | 3-3 | 2-2 |
| FIELD GOALS Made-Attempts | 1-1 | 0-0 |
| RED ZONE EFFICIENCY | 1-2-33% | 1-1-100% |
| GOAL TO GO EFFICIENCY | 1-2-50% | 0-0-0% |
| SAFETIES | 0 | 0 |
| TIME OF POSSESSION | 38:50 | 21:10 |

INDIVIDUAL STATISTICS

RUSHING (Att-Yds): Dallas, D. McFadden 29-129, R. Turbin 7-35, T. Romo 2-2. Miami, L. Miller 7-44, J. Ajayi 4-13, R. Tannehill 3-13.

PASSING (C-A-Y-TD-I): Dallas, T. Romo 18-28-227-2-2. Miami, R. Tannehill 13-24-188-2-1.

RECEIVING (Rec-Yds): Dallas, T. Williams 4-79-1, D. Bryant 4-45-1, J. Witten 2-27, G. Escobar 2-20, D. Street 1-19, C. Beasley 1-14, R. Turbin 1-3. Miami, J. Landry 4-66, K. Stills 2-52-1, J. Ajayi 2-23, J. Cameron 2-21-1, L. Miller 2-11, R. Matthews 1-15.

INTERCEPTIONS (Int-Yds): Dallas, R. McClain 1-12-1. Miami, B. Grimes 1-17, N. Hewitt 1-0.

SACKS (Sk-Yds): Dallas, J. Crawford 1-11, D. Lawrence 1-22, G. Hardy 0.5-7.5, D. Irving 0.5-7.5. Miami, D. Shelby 1-7, O. Vernon 1-4.

TACKLES (S-A-T): Dallas, S. Lee 4-1-5, B. Church 3-1-4, J. Crawford 3-0-3, R. McClain, B. Jones 3-0-3, J. Heath 2-0-2, G. Hardy 1-1-2, D. Irving 1-1-2, D. Lawrence 1-0-1, T. Patmon 1-0-1, R. Gregory 1-0-1, N. Hayden 1-0-1, J. Mincey 1-0-1, B. Carr 0-1-1, J. Wilcox. Miami K. Sheppard 10-4-14, R. Jones 7-1-8, N. Suh J. Taylor 4-2-6, B. Grimes 4-1-5, O. Vernon 3-2-5, N. Hewitt 2-2-4, M. Thomas 3-0-3, D. Shelby 2-1-3-, Z. Vigil 2-1-3, J. Phillips 2-0-2, E. Mitchell 1-0-1, Z. Bowman 1-0-1, W. Aikens 1-0-1, C. Mosley 0-1-1.

MISSED FIELD GOAL: Dallas, none. Miami, none.



POSTGAME NOTES VS. DALLAS

- Tickets distributed were 65,115.
- With today's 24-14 loss, Miami is now 7-6 in regular season action against the Cowboys.
- DT Ndamukong Suh and DE Olivier Vernon (defense); WR Rishard Matthews and TE Jordan Cameron (offense); and S Michael Thomas and LS John Denney (special teams) served as game captains.
- WR Matt Hazel, T Ja'Wuan James, LB Jelani Jenkins, T Ulrick John, CB Tony Lippett, LB Spencer Paysinger and TE Jake Stoneburner were inactive for today's game.
- LS John Denney extended his team-record consecutive games played streak to 170.
- DT Earl Mitchell extended his consecutive games played streak to 83, the third-most in the NFL among active defensive tackles.
- LB Neville Hewitt and LB Zach Vigil both made their first career starts today against the Cowboys. The last time the Dolphins started two rookies at linebacker was Zach Thomas and Anthony Harris on Dec. 22, 1996 at the N.Y. Jets.
- LB Neville Hewitt became the first rookie linebacker to record an interception in a game since Zach Thomas accomplished the feat against Buffalo on Dec. 16, 1996. He also became the first undrafted rookie free agent linebacker to record an interception in a game since Earnie Rhone against the N.Y. Jets on Nov. 9, 1975.
- CB Brent Grimes recorded his third interception of the season in the first quarter of today's game. He became the first Dolphins player to record three-or-more interceptions in three consecutive seasons since CB Patrick Surtain had three-plus interceptions during each of the 2002-04 seasons.
- P Matt Darr had five punts downed inside the 20-yard line today. That is tied for the second-most punts downed inside the 20-yard line in a single-game in Dolphins history behind the six by Brandon Fields against Buffalo on Dec. 22, 2013.

MOST PUNTS DOWNED INSIDE THE 20-YARD LINE IN A GAME

| NAME | DATE | OPP. | PUNTS | INSIDE-THE-20 |
|----------------|----------|------------|-------|---------------|
| Brandon Fields | 12/22/13 | at Buffalo | 10 | 6 |
| MATT DARR | 11/22/15 | DALLAS | 7 | 5 |
| Brandon Fields | 11/20/11 | Buffalo | 7 | 5 |
| Matt Turk | 1/6/02 | Buffalo | 5 | 5 |
| Matt Turk | 11/16/03 | Baltimore | 7 | 5 |

INJURIES REPORTED IN PRESS BOX

MIAMI DOLPHINS

- None reported

DALLAS COWBOYS

- None reported



GAME 11: NEW YORK 38, MIAMI 20

SUNDAY, NOV. 29 • 1 P.M. ET • METLIFE STADIUM • EAST RUTHERFORD, N.J.



GAME SUMMARY

It was a painful afternoon in more ways than one for the Miami Dolphins when they faced the New York Jets at MetLife Stadium.

On a day when three Dolphins players were knocked out of the game with injuries in the first half, Jets quarterback Ryan Fitzpatrick threw four touchdown passes and New York completed the sweep of the season series with a 38-20 victory.

Two of Fitzpatrick's touchdown passes went to former Dolphins wide receiver Brandon Marshall, who finished with nine catches for a season-high 131 yards. The others went to Eric Decker and rookie Devin Smith.

Running back Chris Ivory scored the last Jets touchdown on a spectacular 31-yard run in the fourth quarter when he broke four tackles at the line of scrimmage before breaking loose.

The Dolphins' touchdowns came on touchdown passes from Ryan Tannehill to Jarvis Landry, Greg Jennings and DeVante Parker.

The Dolphins fought to the end, with Landry recovering an onside kick after Jennings' touchdown with 4:51 left and Parker scoring on a 33-yard play with 5 seconds remaining.

Landry was able to play despite not practicing Wednesday and Friday because of a knee injury and again was one of the Dolphins' most productive players.

He led the Dolphins with 13 catches for a career-high 165 yards and also set a franchise record for wide receivers with his 15th rushing attempt of the season. Landry's receiving total was the highest for a Dolphins player since Sept. 30, 2012 when Brian Hartline had 253 yards on 12 receptions against the Arizona Cardinals.

The Dolphins' injury problems began on their third offensive play when starting wide receiver Rishard Matthews took a big hit from safety Calvin Pryor on a third-down incompleteness and left the game with a rib/chest injury.

Matthews would be joined by starting center Mike Pouncey (ankle) and backup defensive tackle C.J. Mosley (calf) in getting knocked out of the game in the first half.

Rookie fourth-round pick Jamil Douglas replaced Pouncey at center.

To lessen Landry's workload, the Dolphins at times used cornerback Brent Grimes as a punt returner — the first time he's done that in his NFL career.

The Dolphins, who went 0-for-12 in third-down conversions when they faced the Jets in London in Week 4, missed on their first eight third-down situations before Tannehill connected with rookie first-round pick DeVante Parker for a 14-yard gain on third-and-10 late in the third quarter.

The game began promisingly for the Dolphins when they stuffed Ivory for a loss when the Jets decided to go for the first down on fourth-and-1 from their 45-yard line. But they couldn't capitalize on that opportunity as they went three-and-out and saw Matthews get injured.

After their defense then forced a three-and-out, the Dolphins took over at midfield for their second possession and marched to a first-and-10 at the Jets 21-yard line, but the scoring threat ended when cornerback Marcus Williams intercepted Tannehill on a third-and-8 from the Jets 19-yard line.

The Dolphins wouldn't reach the Jets 40-yard line again until late the third quarter. A 40-yard hook-up between Tannehill and Landry gave the Dolphins a first-and-goal at the 5-yard line and Landry scored two plays later.

The Jets, however, quickly answered with a 79-yard touchdown drive highlighted by a 47-yard pass to Marshall and capped by a 3-yard pass to Marshall again.

New York's first touchdown of the second half, and third of the game, was set up by a 58-yard punt return by Jeremy Kerley — the longest against the Dolphins this season.

SCORING

| SCORE BY PERIODS | 1 | 2 | 3 | 4 | OT | Total |
|------------------|---|---|---|----|----|-------|
| Miami Dolphins | 0 | 0 | 7 | 13 | 0 | 20 |
| New York Jets | 7 | 7 | 7 | 17 | 0 | 38 |

SCORING DRIVES

| Team | Qtr | Time | Play Description (Extra Point) (Drive info) | MIA | NYJ |
|----------|-----|-------|--|-----|-----|
| Jets | 1 | 1:53 | B.Marshall 17 yd. pass from R.Fitzpatrick (R.Bullock kick) (12-72, 5:51) | 0 | 7 |
| Jets | 2 | 0:08 | D.Smith 16 yd. pass from R.Fitzpatrick (R.Bullock kick) (11-92, 2:32) | 0 | 14 |
| Jets | 3 | 8:47 | E.Decker 2 yd. pass from R.Fitzpatrick (R.Bullock kick) (7-25, 3:53) | 0 | 21 |
| Dolphins | 3 | 2:30 | J.Landry 5 yd. pass from R.Tannehill (A.Franks kick) (6-54, 3:39) | 7 | 21 |
| Jets | 4 | 12:05 | B.Marshall 3 yd. pass from R.Fitzpatrick (R.Bullock kick) (10-79, 5:25) | 7 | 28 |
| Jets | 4 | 9:29 | C.Ivory 31 yd. run (R.Bullock kick) (3-55, 1:39) | 7 | 35 |
| Dolphins | 4 | 4:51 | G.Jennings 5 yd. pass from R.Tannehill (A.Franks kick) (14-80, 4:38) | 14 | 35 |
| Jets | 4 | 2:43 | R.Bullock 41 yd. Field Goal (7-12, 2:02) | 14 | 38 |
| Dolphins | 4 | 0:05 | D.Parker 33 yd. pass from R.Tannehill (kick failed, wl) (10-76, 2:38) | 20 | 38 |

TEAM STATISTICS

| | DOLPHINS | JETS |
|---|----------|-----------|
| TOTAL FIRST DOWNS | 20 | 24 |
| THIRD DOWN EFFICIENCY | 4-15-27% | 10-17-59% |
| FOURTH DOWN EFFICIENCY | 2-2-100% | 0-1-0% |
| TOTAL NET YARDS | 333 | 411 |
| NET YARDS RUSHING | 12 | 137 |
| NET YARDS PASSING | 321 | 274 |
| PASS ATTEMPTS-COMPLETIONS-HAD INTERCEPTED | 58-33-1 | 37-22-0 |
| KICKOFFS Number-In End Zone-Touchbacks | 4-1-1 | 7-6-2 |
| PUNTS Number and Average | 8-45.0 | 5-46.8 |
| FGs - PATs Had Blocked | 0-0 | 0-0 |
| TOTAL RETURN YARDAGE (Not Including Kickoffs) | 4-47 | 6-96 |
| PENALTIES Number and Yards | 6-45 | 6-40 |
| FUMBLES Number and Lost | 4-1 | 1-0 |
| TOUCHDOWNS | 3 | 5 |
| EXTRA POINTS Made-Attempts | 2-3 | 2-2 |
| FIELD GOALS Made-Attempts | 0-0 | 1-1 |
| RED ZONE EFFICIENCY | 2-3-67% | 4-5-80% |
| GOAL TO GO EFFICIENCY | 2-2-100% | 2-2-100% |
| SAFETIES | 0 | 0 |
| TIME OF POSSESSION | 28:44 | 31:16 |

INDIVIDUAL STATISTICS

RUSHING (Att-Yds): Miami, J. Ajay 3-6, J. Landry 1-4, L. Miller 5-2. New York, C. Ivory 21-87, B. Powell 6-28, R. Fitzpatrick 5-21, S. Ridley 2-1.

PASSING (C-A-Y-TD-I): Miami, R. Tannehill 33-58-351-3-1. New York, R. Fitzpatrick 22-37-277-4-0.

RECEIVING (Rec-Yds): Miami, J. Landry 13-165-1, D. Parker 4-80-1, J. Ajayi 4-52, L. Miller 3-11, J. Cameron 2-13, K. Stills 2-12, Da. Williams, 2-10, G. Jennings 2-9-1, D. Sims 1-(-1). New York, B. Marshall 9-131-2, E. Decker 5-62-1, D. Smith 2-33, Q. Enunwa 2-29, C. Ivory 2-15, B. Powell 2-7.

INTERCEPTIONS (Int-Yds): Miami, none. New York, M. Williams 1-21.

SACKS (Sk-Yds): Miami, O. Vernon 1-3. New York, L. Mauldin 1-10, S. Richardson 1-10, M. Wilkerson 1-10.

TACKLES (S-A-T): Miami, K. Sheppard 4-5-9, M. Thomas 4-4-8, R. Jones 6-1-7, O. Vernon, 4-1-5, B. Grimes 4-0-4, N. Hewitt 2-2-4, N. Suh, 1-3-4, K. Misi, 3-0-3, J. Taylor 2-1-3, E. Mitchell 2-1-3, J. Phillips 2-0-2, J. Jenkins 1-1-2, S. Gary 1-1-2, D. Shelby 0-2-2. New York, C. Pryor, B. Skrine M. Glichrist 4-3-7, E. Henderson 4-1-5, D. Harrison 1-4-5, M. Wilkerson 3-1-4, D. Davis 3-1-4, D. Harris 2-2-4, L. Williams 0-2-2, S. Richardson 1-0-1, L. Mauldin 1-0-1, C. Pace 1-0-1, R. Miles 0-1-1, D. McDougle 0-1-1.

MISSED FIELD GOAL: Miami, none. Dallas, none.



POSTGAME NOTES AT NEW YORK JETS

•With 38-20 loss, Miami is now 46-53-1 in regular season action against the Jets.

•The Jets became the second team the Dolphins have faced 100 times in the regular season. The Buffalo Bills were the first team to accomplish that distinction earlier this season on Nov. 8 at Ralph Wilson Stadium.

•WR Greg Jennings and C Mike Pouncey (Offense); S Reshad Jones and LB Kelvin Sheppard (Defense); and LS John Denney and S Michael Thomas (Special Teams) served as game captains.

•OT Ja'Wuan James, OT Ulrick John, LB James-Michael Johnson, WR Matt Hazel, LB Chris McCain, TE Jake Stoneburner and TE Brandon Williams were inactive.

•LS John Denney extended his team-record consecutive games played streak to 171.

•DT Earl Mitchell extended his consecutive games played streak to 84, the third-most in the NFL among active defensive tackles.

•S Shamiel Gary made his NFL debut in today's game.

•DE Quinton Coples made his Dolphins debut today against his former team as Miami had claimed Coples off waivers from the Jets on Tuesday.

•With his third reception of the game in the second quarter, WR Jarvis Landry recorded the 150th catch of his career. He accomplished the feat in his 27th career game, which is the fewest amount of games for a Dolphins player record 150 career catches, surpassing the previous mark of 34 games by RB Terry Kirby. Earlier this season, Landry recorded his 100th career reception. It took him 18 games to accomplish that feat, becoming the fastest player in Dolphins history to reach 100 receptions in his career. He surpassed WR Davone Bess and RB Troy Stradford who both accomplished the feat in 26 games.

•CB Brent Grimes had the first punt return of his NFL career in the first quarter.

•With his one rushing attempt, WR Jarvis Landry has recorded 15 carries on the season. His 15 rushing attempts are the most in a season by a Dolphins wide receiver, surpassing the previous high of 14 rushing attempts by WR Nat Moore in 1977.

MOST RUSHING ATTEMPTS IN A SEASON BY A DOLPHINS WIDE RECEIVER

| | |
|----|-----------------------|
| 15 | Jarvis Landry (2015) |
| 14 | Nat Moore (1977) |
| 12 | Chris Chambers (2005) |

•With his four rushing yards, WR Jarvis Landry has recorded 107 rushing yards on the season, which is the second-highest single-season total by a Dolphins wide receiver, behind the 115 rushing yards by WR Paul Warfield in 1971.

MOST RUSHING YARDS IN A SEASON BY A DOLPHINS WIDE RECEIVER

| | |
|-----|-----------------------|
| 115 | Paul Warfield (1971) |
| 107 | Jarvis Landry (2015) |
| 95 | Chris Chambers (2006) |
| 92 | Chris Chambers (2005) |
| 89 | Nat Moore (1977) |

•WR Jarvis Landry's career-high 13 catches were the second-highest single-game total by a Dolphins player in franchise history, behind only the 15 catches by WR Chris Chambers on Dec. 4, 2005 against Buffalo. Landry's previous high of 10 receptions was set earlier this season on Nov. 8 at Buffalo.

MOST SINGLE-GAME RECEPTIONS IN DOLPHINS HISTORY

| | | |
|----|---------------------------------------|-----------|
| 15 | Chris Chambers (12/4/05 vs. Buffalo) | 238 yards |
| 13 | Jarvis Landry (11/29/15 at N.Y. Jets) | 165 yards |
| 12 | Jim Jensen (11/6/88 at New England) | 110 yards |
| 12 | Brian Hartline (9/30/12 at Arizona) | 253 yards |

•WR Jarvis Landry set a career high with 165 receiving yards. His previous high was 110 yards set earlier this season on Sept. 20 at Jacksonville.

•WR Jarvis Landry caught 13 passes today at the Jets. It was his second career game with 10-or-more catches. He joined RB Tony Nathan (three times) and WR Brandon Marshall (three times) as the only Dolphins players in franchise history to have two-or-more games with 10-plus catches.

•QB Ryan Tannehill had 351 passing yards today for his 12th career game with 300-or-more passing yards and fourth-such game of the 2015 season. It was the fourth-most passing yards by Tannehill in a game.

TANNEHILL'S HIGHEST SINGLE-GAME PASSING YARDS

| | | |
|-----|-----------------|----------|
| 431 | at Arizona | 9/30/12 |
| 396 | vs. Minnesota | 12/21/14 |
| 359 | at Jacksonville | 9/20/15 |
| 351 | at N.Y. Jets | 11/29/15 |
| 346 | at New England | 12/14/14 |

•QB Ryan Tannehill's 33 completions at the Jets was the second-highest single-game total of his career high behind his 35 completions on Dec. 14, 2014 vs. Minnesota.

•QB Ryan Tannehill recorded 58 pass attempts at the Jets. It was a career high and the fifth-most in a game in Dolphins history.

MOST SINGLE-GAME PASS ATTEMPTS IN DOLPHINS HISTORY

| | | |
|------------------|---|----------------|
| *64 | Dan Marino (12/30/95 at Buffalo), | 33 completions |
| 62 | Joey Harrington (10/22/06 vs. Green Bay), | 33 completions |
| 60 | Dan Marino (10/23/88 vs. N.Y. Jets), | 35 completions |
| 60 | Dan Marino (11/23/97 at New England), | 38 completions |
| 58 | Ryan Tannehill (11/29/15 at N.Y. Jets), | 33 completions |
| * - playoff game | | |

INJURIES REPORTED IN PRESS BOX

MIAMI DOLPHINS

•WR Rishard Matthews – chest and ribs (questionable), first quarter. Downgraded to out in third quarter.

•C Mike Pouncey – foot (questionable), first quarter. Downgraded to out in third quarter.


•DT Earl Mitchell – calf (doubtful), second quarter

•DT C.J. Mosley – calf (out), third quarter.

NEW YORK JETS

•CB Marcus Williams – knee (questionable), second quarter

•LB Trevor Reilly – knee (questionable), second quarter



GAME 12: MIAMI 15, BALTIMORE 13

SUNDAY, DEC. 6 • 1 P.M. ET • SUN LIFE STADIUM • MIAMI GARDENS, FLA..



GAME SUMMARY

Two quick touchdowns late in the first half and big plays by the defense were enough for the Dolphins to take care of the Baltimore Ravens at Sun Life Stadium.

Rookie DeVante Parker and Derrick Shelby scored 20 seconds apart in the second quarter to help the Dolphins beat the Ravens, 15-13, snapping a five-game losing streak in the series.

The victory improved the Dolphins' record to 5-7. Baltimore had a chance to take the lead with under 3 minutes left in the fourth quarter, but Justin Tucker was wide right on a 55-yard field goal attempt.

Defensive highlights for the Dolphins included an interception by safety Reshad Jones, a goal-line stand in the second quarter and a 2.5-sack performance by defensive end Olivier Vernon.

The Dolphins offense didn't produce much beyond Parker's touchdown, but it did come up with a clutch 14-yard pass play from Ryan Tannehill to Parker with just over 2 minutes left to all but clinch the victory.

The Dolphins also lived up to their vow of running the ball. They had more rushing attempts in the first quarter than they did the entire game against the New York Jets last Sunday.

Lamar Miller finished with 113 rushing yards, more than twice as many as the highest total in any of the previous five games. He did, however, fumble on the run that put him over the 100-yard mark, setting up Tucker's missed field goal attempt.

Another big difference in the game was the Dolphins holding Baltimore to only two field goals on three red-zone trips.

The Dolphins led 15-0 after their two quick touchdowns as the result of two interceptions.

One play after Jones came up with his fourth pick of the season, Tannehill and Parker connected on the first-round pick's second touchdown in two games.

Parker went up high to beat cornerback Lardarius Webb on a deep post for a 38-yard score.

Four plays later, Shelby batted Matt Schaub's pass at the line of scrimmage into the air, caught the ball and rumbled 22 yards for a touchdown.

Two offside penalties on the extra-point attempt negated a miss by Andrew Franks and a block returned for two points, and moved the ball to the 2-yard line.

The Dolphins then decided to go for the two-point conversion and Jay Ajayi easily converted with a run to the left side.

The Ravens had the first scoring opportunity after they marched to a first-and-10 at the Dolphins 11-yard line, but Miami stopped rookie Javorius Allen for no gain on third-and-1 and then stuffed Schaub on a fourth-down quarterback sneak.

Baltimore had an apparent 52-yard touchdown pass in the first quarter nullified by an offensive pass interference on wide receiver Daniel Brown after cornerback Bobby McCain fell while covering him.

Baltimore got a 38-yard field goal from Tucker in the final seconds of the first half before cutting the lead to 15-10 on a 41-yard touchdown pass from Schaub to Allen in the third quarter.

A 31-yard Tucker field goal made it 15-13 early in the fourth quarter, but the Dolphins were able to hold on from there to beat Baltimore for the first time since 2007.

SCORING

| SCORE BY PERIODS | 1 | 2 | 3 | 4 | OT | Total |
|------------------|---|----|---|---|----|-------|
| Baltimore Ravens | 0 | 3 | 7 | 3 | 0 | 13 |
| Miami Dolphins | 0 | 15 | 0 | 0 | 0 | 15 |

SCORING DRIVES

| Team | Qtr | Time | Play Description (Extra Point) (Drive info) | BAL | MIA |
|----------|-----|-------|--|-----|-----|
| Dolphins | 2 | 1:47 | D.Parker 38 yd. pass from R.Tannehill (A.Franks kick) (1-38, 0:07) | 0 | 7 |
| Dolphins | 2 | 1:27 | D.Shelby 22 yd. interception return (J.Ajayi run) | 0 | 15 |
| Ravens | 2 | 0:29 | J.Tucker 38 yd. Field Goal (7-60, 0:58) | 3 | 15 |
| Ravens | 3 | 11:44 | J.Allen 41 yd. pass from M.Schaub (J.Tucker kick) (6-78, 3:16) | 10 | 15 |
| Ravens | 4 | 10:17 | J.Tucker 31 yd. Field Goal (10-47, 5:28) | 13 | 15 |

TEAM STATISTICS

| | RAVENS | DOLPHINS |
|---|----------|----------|
| TOTAL FIRST DOWNS | 22 | 8 |
| THIRD DOWN EFFICIENCY | 5-14-36% | 4-13-31% |
| FOURTH DOWN EFFICIENCY | 0-1-0% | 0-0-0% |
| TOTAL NET YARDS | 375 | 219 |
| NET YARDS RUSHING | 94 | 137 |
| NET YARDS PASSING | 321 | 82 |
| PASS ATTEMPTS-COMPLETIONS-HAD INTERCEPTED | 46-32-2 | 19-9-0 |
| KICKOFFS Number-In End Zone-Touchbacks | 4-3-2 | 3-3-2 |
| PUNTS Number and Average | 5-53.4 | 9-45.8 |
| FGs - PATs Had Blocked | 0-0 | 0-0 |
| TOTAL RETURN YARDAGE (Not Including Kickoffs) | 47 | 39 |
| PENALTIES Number and Yards | 5-36 | 5-31 |
| FUMBLES Number and Lost | 0-0 | 1-1 |
| TOUCHDOWNS | 1 | 2 |
| EXTRA POINTS Made-Attempts | 1-1 | 2-2 |
| FIELD GOALS Made-Attempts | 2-3 | 0-0 |
| RED ZONE EFFICIENCY | 0-2-0% | 0-0-0% |
| GOAL TO GO EFFICIENCY | 0-0-0% | 0-0-0% |
| SAFETIES | 0 | 0 |
| TIME OF POSSESSION | 38:09 | 21:51 |

INDIVIDUAL STATISTICS

RUSHING (Att-Yds): Baltimore, J. Allen 17-63, T. West 8-31, M. Schaub 1-0. Miami, L. Miller 20-113, J. Ajayi 4-12, R. Tannehill 1-11, Da. Williams 1-1.

PASSING (C-A-Y-TD-I): Baltimore, M. Schaub 32-46-308-1-2. Miami, R. Tannehill 9-19-86-1-0.

RECEIVING (Rec-Yds): Baltimore, J. Allen 12-107-1, K. Aiken 6-48, J. Butler 4-43, C. Givens, 3-68, N. Boyle 3-15, D. Brown 1-17, C. Gillmore 1-7, T. West 1-5, 1-(-2). Miami, D. Parker 3-63-1, J. Landry 2-5, L. Miller 1-5, D. Williams 1-5, Cameron 1-4, D. Slms 1-4.

INTERCEPTIONS (Int-Yds): Baltimore, none. Miami, D. Shelby 1-22-1, R. Jones 1-2.

SACKS (Sk-Yds): Baltimore, D. Smith 1-4. Miami, O. Vernon 2.5-22.5, D. Shelby 0.5-4.5.

TACKLES (S-A-T): Baltimore, D. Smith 9-0-9, K. Lewis 5-0-5, C. Mosley 4-0-4, Z. Orr 3-0-3, E. Dumervil 2-1-3, C. Upshaw 2-1-3, W. Hill 2-1-3, S. Wright 2-0-2, B. Williams 1-1-2, C. Canty 1-1-2, L. Webb 1-0-1, Z. Smith 1-0-1. Miami, R. Jones 7-3-10, K. Sheppard 5-3-8, Bo. McCain 7-0-7, K. Misi 4-3-7, J. Jenkins 3-4-7, O. Vernon 4-2-6, M. Thomas 3-3-6, B. Grimes 3-1-4, J. Phillips 1-3-4, D. Shelby 2-1-3, S. Gary 2-1-3, N. Suh 2-0-2, Br. McCain 2-0-2, N. Hewitt 1-1-2, T. Fede 1-0-1, R. Thomas 0-1-1.

MISSED FIELD GOAL: Baltimore, 55 Wide Right. Miami, none.



POSTGAME NOTES VS. BALTIMORE RAVENS

- With the 15-13 win, Miami is now 6-5 in regular season action against the Ravens.

- The attendance was 64,519.

- TE Dion Sims and T Branden Albert (Offense); CB Brice McCain and LB Koa Misi (Defense); and RB Damien Williams and S Walt Aikens (Special Teams) served as game captains.

- T Ja'Wuan James, T Ulrick John, WR Rishard Matthews, LB Chris McCain, C Jacques McClendon, DT Earl Mitchell and CB Jamar Taylor were inactive.

- LS John Denney extended his team-record consecutive games played streak to 172.

- WR DeVante Parker and DT Jordan Phillips both made their first career NFL starts.

- WR Matt Hazel, DT Robert Thomas II, DE Jordan Williams all made their NFL and Dolphins debuts.

- The Dolphins carried the ball 26 times. Miami has compiled a perfect 10-0 record since the 2014 season when tallying 24-or-more rushing attempts in a game.

- QB Ryan Tannehill surpassed the 3,000-yard passing mark for the season in the first quarter with a 5-yard completion to RB Damien Williams. Tannehill has now had 3,000-or-more yards passing in each of his four NFL seasons and joined Indianapolis' Peyton Manning (13 seasons), Cincinnati's Andy Dalton (four) and Carolina's Cam Newton (four) as the only quarterbacks in NFL history to record 3,000-yard passing seasons in each of their first four seasons.

- With his 22-yard interception for a touchdown, DE Derrick Shelby became the first defensive lineman to record an interception for a touchdown since DE Phillip Merling intercepted New York Jets QB Brett Favre on Dec. 28, 2008.

- RB Jay Ajayi scored on a 2-point conversion in the second quarter. He became the first rookie in team history to score on a 2-point conversion.

- WR Jarvis Landry recorded two catches against the Ravens. He has recorded 162 receptions over the course of his first two NFL seasons. His 162 total receptions are tied for the third-most in NFL history by a player in his first two NFL seasons.

MOST RECEPTIONS FIRST TWO NFL SEASONS

| PLAYER | TEAM | FIRST YEAR | SECOND YEAR | TOTALS |
|--------------------|-------|------------|-------------|--------|
| 1. Odell Beckham | NYG | 91 (2014) | 78 (2015) | 169 |
| 2. Marques Colston | N.O. | 70 (2006) | 98 (2007) | 168 |
| 3. Jarvis Landry | MIA | 84 (2014) | 78 (2015) | 162 |
| A.J. Green | Cin. | 65 (2011) | 97 (2012) | 162 |
| 5. Reggie Bush | N.O. | 88 (2006) | 73 (2007) | 161 |
| Larry Fitzgerald | Ariz. | 58 (2004) | 103 (2005) | 161 |

- With his second quarter interception, S Reshad Jones became the only NFL player in 2015 to record at least 4 interceptions and 2.0 sacks.

- DE Olivier Vernon recorded 2.5 sacks. It was the second-highest single-game total of his career behind a three-sack game against the N.Y. Jets on Dec. 1, 2013.

- RB Lamar Miller rushed for 113 yards. It was his sixth career 100-yard game and his third of the 2015 season.

- P Matt Darr had a career-high nine punts against the Ravens. It was the most by a Dolphins punter in a game since Dec. 22, 2013 when Brandon Fields had 10 punts against Buffalo.

- The following participants placed first in today's USA Football Punt, Pass & Kick competition. Their scores will be compared to others throughout the nation to see where they rank. Once all competitions are complete, the top four scores in each age group will have the opportunity to compete for the national championship.

- Girls 6/7: Christina Paschal – Pompano Beach, Fla.

- Boys 6/7: Cole Sinclair – Coral Gables, Fla.

- Girls 8/9: Dakota Moberg – Port St. Lucie, Fla.

- Boys 8/9: Michael Arnold – Miami, Fla.

- Girls 10/11: Ryne Tantillo – Palm City, Fla.

- Boys 10/11: Paul Boisvert – Pam City, Fla.

- Girls 12/13: Emilee Moberg – Port St. Lucie, Fla.

- Boys 12/13: Joshua Lopes – Doral, Fla.

- Boys 14/15: Coby Mayo – Coral Springs, Fla.

INJURIES REPORTED IN PRESS BOX


MIAMI DOLPHINS

- WR Kenny Stills – ankle (questionable), second quarter. Returned in third quarter.

- DT Robert Thomas II – elbow (out), fourth quarter

BALTIMORE RAVENS

- CB Crockett Gillmore – back (out), second quarter



GAME 13: NEW YORK 31, MIAMI 24

MONDAY, DEC. 14 • 8:30 P.M. ET • SUN LIFE STADIUM • MIAMI GARDENS, FLA..



GAME SUMMARY

In the first Monday night game at Sun Life Stadium in more than four years, a night when the Dolphins honored the best players in their history, close friends Jarvis Landry and Odell Beckham Jr. helped deliver an entertaining contest.

In the end, it was Beckham and the Giants who had the last word as they pulled out a 31-24 victory.

Beckham played a key role in the victory with seven catches for 166 yards and two touchdowns, including a game-winning 84-yarder midway through the fourth quarter. He also scooped up a low pass for a game-clinching first down on the first play after the two-minute warning.

Landry had a big performance as well, catching 11 passes to move to within one of the Dolphins single-season record of 90 set by O.J. McDuffie in 1998. Landry also had a 36-yard kickoff return and a 20-yard punt return.

The loss dropped the Dolphins to 5-8 on the season with their next game at San Diego on Sunday.

Lamar Miller had two rushing touchdowns for the Dolphins, including a spectacular 38-yarder in the second quarter. Kenny Stills caught a 47-yard touchdown pass from Ryan Tannehill to give the Dolphins a 24-17 lead in the third quarter.

Eli Manning passed for 337 yards and four touchdowns for the Giants. Besides Beckham, he threw TD passes to tight end Will Tye and Rueben Randle.

The game was preceded by a laser tribute to the 50 years of Dolphins football, with play-by-play calls of famous moments.

At halftime, members of the 50th anniversary all-time were introduced at midfield.

The score was 17-17 at that time after an entertaining first half that featured three lead changes.

The Dolphins took a 24-17 lead on their first possession of the third quarter on a 47-yard pass from Tannehill to Stills, who became the fourth different Miami player with a touchdown catch of at least 40 yards this season.

The Giants tied it on Beckham's 6-yard touchdown, which came after New York challenged the ruling of an incomplete pass. The replay showed Beckham was able to keep both feet just in before falling out of bounds while catching Manning's pass.

The Dolphins offense got the ball twice after Beckham's game-winning touchdown but both drives stalled after reaching Giants territory.

The Giants opened the scoring in the first quarter after Jason Pierre-Paul recovered a Dion Sims fumble, setting up Josh Brown's 35-yard field goal.

The Dolphins responded with an 11-play, 74-yard drive that ended with Miller's first touchdown. The key play in the drive was a 2-yard run by Miller on fourth-and-1 from the Giants 28-yard line.

The Giants regained the lead after a 20-yard punt return by Dwayne Harris set them up at their 30. Randle's touchdown capped a 70-yard drive that featured a 21-yard run by Rashad Jennings and a 22-yard completion to Randle on consecutive plays.

The Dolphins again answered New York's score with a touchdown drive, this one covering 67 yards.

Two plays after a 17-yard completion to Landry, Miller scored on a spectacular run where he cut to the right, cut back to the left and headed upfield before outracing the Giants defense to the end zone.

A fumble recovery by Reshad Jones set up Andrew Franks' first field goal in four games, giving the Dolphins a 17-10 lead before the Giants scored right before halftime.

The Giants drove 80 yards on just four plays, thanks mostly to a 45-yard completion from Manning to Beckham with a dubious roughing-the-passer penalty on Olivier Vernon tacked on for good measure.

There were more big plays after the halftime show, and the Giants were able to come up with more of them.

SCORING

| SCORE BY PERIODS | 1 | 2 | 3 | 4 | OT | Total |
|------------------|---|----|---|---|----|-------|
| New York Giants | 3 | 14 | 7 | 7 | 0 | 31 |
| Miami Dolphins | 7 | 10 | 7 | 0 | 0 | 24 |

SCORING DRIVES

| Team | Qtr | Time | Play Description (Extra Point) (Drive info) | NYG | MIA |
|----------|-----|-------|--|-----|-----|
| Giants | 1 | 11:09 | J.Brown 35 yd. Field Goal (6-19, 2:36) | 3 | 0 |
| Dolphins | 1 | 5:41 | L.Miller 14 yd. run (A.Franks kick) (11-74, 5:28) | 3 | 7 |
| Giants | 2 | 13:00 | R.Randle 6 yd. pass from E.Manning (J.Brown kick) (9-70, 3:27) | 10 | 7 |
| Dolphins | 2 | 10:10 | L.Miller 38 yd. run (A.Franks kick) (7-67, 2:50) | 10 | 14 |
| Dolphins | 2 | 1:52 | A.Franks 36 yd. Field Goal (4-7, 1:05) | 10 | 17 |
| Giants | 2 | 0:44 | W.Tye 5 yd. pass from E.Manning (J.Brown kick) (4-80, 1:08) | 17 | 17 |
| Dolphins | 3 | 9:37 | K.Stills 47 yd. pass from R.Tannehill (A.Franks kick) (6-61, 3:15) | 17 | 24 |
| Giants | 3 | 5:01 | O.Beckham Jr. 6 yd. pass from E.Manning (J.Brown kick) (9-80, 4:36) | 24 | 24 |
| Giants | 4 | 11:13 | O.Beckham Jr. 84 yd. pass from E.Manning (J.Brown kick) (2-96, 0:45) | 31 | 24 |

TEAM STATISTICS

| | GIANTS | DOLPHINS |
|---|----------|----------|
| TOTAL FIRST DOWNS | 25 | 16 |
| THIRD DOWN EFFICIENCY | 5-11-45% | 7-16-44% |
| FOURTH DOWN EFFICIENCY | 0-0-0% | 1-2-50% |
| TOTAL NET YARDS | 429 | 363 |
| NET YARDS RUSHING | 92 | 128 |
| NET YARDS PASSING | 337 | 236 |
| PASS ATTEMPTS-COMPLETIONS-HAD INTERCEPTED | 31-27-0 | 41-25-0 |
| KICKOFFS Number-In End Zone-Touchbacks | 6-4-2 | 5-5-4 |
| PUNTS Number and Average | 4-45.0 | 6-46.7 |
| FGs - PATs Had Blocked | 0-0 | 0-0 |
| TOTAL RETURN YARDAGE (Not Including Kickoffs) | 35 | 30 |
| PENALTIES Number and Yards | 3-25 | 12-123 |
| FUMBLES Number and Lost | 1-1 | 2-1 |
| TOUCHDOWNS | 4 | 3 |
| EXTRA POINTS Made-Attempts | 4-4 | 3-3 |
| FIELD GOALS Made-Attempts | 1-2 | 1-1 |
| RED ZONE EFFICIENCY | 3-4-75% | 1-2-50% |
| GOAL TO GO EFFICIENCY | 3-3-100% | 0-0-0% |
| SAFETIES | 0 | 0 |
| TIME OF POSSESSION | 30:31 | 29:29 |

INDIVIDUAL STATISTICS

RUSHING (Att-Yds): NEW YORK, R. Jennings 22-81, O. Darwa 3-10, A. Williams 3-3, S. Vereen 1-0, E. Manning 3-(-2). MIAMI, L. Miller 12-89, R. Tannehill 4-24, J. Ajayi 5-15, J. Landry 1-0.

PASSING (C-A-Y-TD-I): New York, E. Manning 27-31-337-4-0. Miami, R. Tannehill 25-41-236-1-0.

RECEIVING (Rec-Yds): New York, O. Beckham Jr. 7-166-2, R. Randle 5-58-1, D. Harris 5-41, W. Tye 5-30-1, R. Jennings 2-21, S. Vereen 1-10, O. Darkwa 1-6, H. Nicks 1-5. Miami, J. Landry 11-99, J. Cameron 3-35, D. Sims 3-14, K. Stills 2-49-1, D. Parker 2-16, G. Jennings 2-12, Da. Williams 2-11.

INTERCEPTIONS (Int-Yds): New York, none. Miami, none.

SACKS (Sk-Yds): New York, R. Ayers Jr. 1-1. Miami, none.

TACKLES (S-A-T): New York, L. Collins 5-2-7, J. Brinkley 4-2-6, P. Amukamara 5-0-5, T. Wade 4-0-4, D. Rodgers-Cromartie 3-0-3, J. Thomas 2-1-3, M. Kuhn 2-1-3, U. Unga 2-1-3, J. Pierre-Paul 1-2-3, C. Dahl 1-2-3, C. Taylor 1-2-3, J. Casillas 1-1-2, R. Ayers Jr. 1-0-1, G. Selve 1-0-1, K. Wynn 1-0-1, M. Herzlich 1-0-1, J. Bromley 1-0-1, C. Jenkins 0-1-1, T. McBride 0-1-1. Miami, R. Jones 9-2-11, J. Jenkins 6-2-8, Br. McCain 6-0-6, M. Thomas 5-0-5, K. Misi 3-2-5, N. Suh 3-1-4, B. Grimes 3-0-3, O. Vernon 2-0-2, Bo. McCain 2-0-2, J. Phillips 2-0-2, D. Shelby 1-1-2, S. Gary 1-0-1, J. Taylor 0-1-1.

MISSED FIELD GOAL: New York, 48 Wide Right. Miami, none.



POSTGAME NOTES VS. NEW YORK GIANTS

- With the 31-24 loss, Miami is now 2-6 against the Giants.
- With the 31-24 loss, Miami is now 41-41 on Monday Night Football, including a 33-22 record at home.
- The Dolphins made their NFL-high 82nd appearance on Monday Night Football. The Dallas Cowboys are second with 76 appearances.
- The attendance was 65,408.
- RB Lamar Miller and C Mike Pouncey (Offense); CB Brent Grimes and DT Ndamukong Suh (Defense); and RB Walt Aikens and S Spencer Paysinger (Special Teams) served as game captains.
- DE Terrence Fede, T Ja'Wuan James, T Ulrick John, WR Rishard Matthews, WR Jacques McClendon and DE Jordan Williams were inactive.
- LS John Denney extended his team-record consecutive games played streak to 173.
- DT Deandre Coleman made his Dolphins and NFL debut against the Giants.
- Miami's 101 rushing yards in the first half marks the third time in 2015 that Miami has gained 100-plus rushing yards in a first half (132 at Tennessee 10/18 and 182 vs. Houston 10/25).
- With his first quarter seven-yard run, QB Ryan Tannehill moved into second place on the team's all-time rushing yards list for quarterbacks, surpassing Jay Fielder (834 yards). He finished the game with four carries for 24 yards and has totaled 852 career rushing yards and now trails only Bob Griese (994 yards) for the most career rushing yards by a Dolphins quarterback.
- RB Lamar Miller rushed for two touchdowns in a game for the third time in his career. He also scored two rushing touchdowns against the N.Y. Jets (9/28/14) in London and at Buffalo (11/8/15).
- With his second reception, WR Jarvis Landry recorded his 80th catch of the season and combined with his 84 catches as a rookie in 2014 he joined WR Brandon Marshall (2010 and 2011) as the only players in Dolphins history to record two seasons with 80-plus receptions.
- WR Jarvis Landry recorded his third game with 10-plus catches of the 2015 season. It is the second-most games with 10-or-more catches in a season by a Dolphins player, behind the four 10-plus catch games by WR Brandon Marshall in the 2010 season.
- WR Jarvis Landry had seven receptions in the first half, which is his career-high for catches in the first half of a game. His previous high was six catches at Detroit (11/9/14) and at the N.Y. Jets (12/1/14).
- With his 11 receptions, WR Jarvis Landry has 89 catches on the 2015 season and which is the second-most in a season in Dolphins history, trailing only the 90 by WR O.J. McDuffie in 1988.

MOST SINGLE-SEASON RECEPTIONS IN DOLPHINS HISTORY

| | PLAYER | YEAR | CATCHES |
|----|------------------|------|---------|
| 1. | O.J. McDuffie | 1998 | 90 |
| 2. | Jarvis Landry | 2015 | 89 |
| 3. | Mark Clayton | 1988 | 86 |
| | Brandon Marshall | 2010 | 86 |
| 5. | Jarvis Landry | 2014 | 84 |
| 6. | Chris Chambers | 2005 | 82 |
| 7. | Brandon Marshall | 2011 | 81 |

- With his one rushing attempt today, WR Jarvis Landry has recorded 16 carries on the season. His 16 rushing attempts are the most in a season by a Dolphins wide receiver, surpassing the previous high of 14 rushing attempts by WR Nat Moore in 1977.

MOST RUSHING ATTEMPTS IN A SEASON BY A DOLPHINS WIDE RECEIVER

| | |
|----|-----------------------|
| 16 | Jarvis Landry (2015) |
| 14 | Nat Moore (1977) |
| 12 | Chris Chambers (2005) |

- WR Jarvis Landry recorded 11 catches against the Giants. He has recorded 173 receptions over the course of his first two NFL seasons. His 173 total receptions are tied for the second-most in NFL history by a player in his first two NFL seasons.

MOST RECEPTIONS IN NFL HISTORY IN FIRST TWO SEASONS

| PLAYER | TEAM | 1ST YEAR | 2ND YEAR | 2-YEAR TOTALS |
|--------------------|-------|-----------|------------|---------------|
| 1. Odell Beckham | NYG | 91 (2014) | 85 (2015) | 176 |
| 2. Jarvis Landry | MIA | 84 (2014) | 89 (2015) | 173 |
| 3. Marques Colston | N.O. | 70 (2006) | 98 (2007) | 168 |
| 4. A.J. Green | Cin. | 65 (2011) | 97 (2012) | 162 |
| 5. Reggie Bush | N.O. | 88 (2006) | 73 (2007) | 161 |
| Larry Fitzgerald | Ariz. | 58 (2004) | 103 (2005) | 161 |

INJURIES REPORTED IN PRESS BOX

MIAMI DOLPHINS

- RB Damien Williams – back (questionable), second quarter
- CB Bobby McCain – concussion protocol, third quarter
- LB Jelani Jenkins – ankle (questionable), fourth quarter

NEW YORK GIANTS

- T Justin Pugh – burner (will return), second quarter
- G John Jerry – burner (will return), second quarter
- LB J.T. Thomas III – ankle (will return), third quarter
- DT Markus Kuhn – knee (out), third quarter
- DE George Selvie – concussion (out), fourth quarter
- T Ereck Flowers – ankle (out), fourth quarter



GAME 14: SAN DIEGO 30, MIAMI 14

SUNDAY, DEC. 20 • 4:25 P.M. ET • QUALCOMM STADIUM • SAN DIEGO, CA..



GAME SUMMARY

Jarvis Landry set a new Dolphins record and rookie Jay Ajayi scored his first NFL touchdown, but it overall was a disappointing 2015 road finale for the Dolphins.

The Dolphins dropped a 30-14 decision at Qualcomm Stadium in a game where their two Pro Bowl offensive linemen, Branden Albert and Mike Pouncey, were lost to injuries.

Landry caught eight passes to break O.J. McDuffie's franchise single-season record of 90. Landry has 97 receptions on the season.

Landry broke the franchise record with a 3-yard reception on the Dolphins' third possession of the game.

Ajayi, meanwhile, scored his first NFL touchdown on an impressive 12-yard run in the third quarter, but the Dolphins trailed 23-0 by that time. The other Dolphins touchdown was scored with 1:35 left in the fourth quarter by Ryan Tannehill on a quarterback keeper.

Safety Reshad Jones and cornerback Brent Grimes each came up with an interception, although Jones fumbled at the end of his long return and the Chargers recovered, giving them a first down.

Running back Danny Woodhead scored all four San Diego touchdowns, three of them in the first half. He tied the record for most touchdowns in a game by a Dolphins opponent shared by running back Earl Campbell in 1978, tight end Jimmie Giles in 1985 and wide receiver Irving Fryar in 1996.

Woodhead caught three touchdown passes from quarterback Philip Rivers and had a 2-yard run, San Diego's first rushing touchdown since the season opener.

San Diego also got a 28-yard field goal by rookie Josh Lambo that made the score 9-0 after he had missed the extra-point attempt following Woodhead's first touchdown.

In falling behind 23-0 at the half, the Dolphins accomplished little offensively. They managed only two first downs on their first five possessions before completions of 23 yards to Kenny Stills and 15 yards to Ajayi moved them into San Diego territory for the first time.

But Tannehill was sacked on the next play, leaving time only for a Hail Mary attempt.

The Dolphins got their only touchdown after Lambo was wide right on a 48-yard field goal attempt. On third-and-8 following the miss, Tannehill hooked up with rookie first-round pick DeVante Parker for a 35-yard completion to give Miami a first down at the Chargers 20.

Three plays later, Ajayi broke a couple of tackle attempts on a run up the middle for his first career score.

Parker later came up with a nice leaping fourth-down catch, managing to hold on to the ball while absorbing a hit. The Dolphins converted two other fourth-down situations on that drive that ended with Tannehill's touchdown, with Landry and Parker on the receiving end of Tannehill passes.

Unfortunately, there weren't enough of those kind of plays for the Dolphins on this day.

SCORING

| SCORE BY PERIODS | 1 | 2 | 3 | 4 | OT | Total |
|--------------------|---|----|---|---|----|-------|
| Miami Dolphins | 0 | 0 | 7 | 7 | 0 | 14 |
| San Diego Chargers | 6 | 17 | 0 | 7 | 0 | 30 |

SCORING DRIVES

| Team | Qtr | Time | Play Description (Extra Point) (Drive info) | MIA | SD |
|----------|-----|------|---|-----|----|
| Chargers | 1 | 4:16 | D.Woodhead 20 yd. pass from P.Rivers (kick failed, hru) (12-86, 6:14) | 0 | 6 |
| Chargers | 2 | 9:05 | J.Lambo 28 yd. Field Goal (8-52, 4:12) | 0 | 9 |
| Chargers | 2 | 4:18 | D.Woodhead 2 yd. run (J.Lambo kick) (6-63, 3:09) | 0 | 16 |
| Chargers | 2 | 0:39 | D.Woodhead 9 yd. pass from P.Rivers (J.Lambo kick) (9-75, 2:28) | 0 | 23 |
| Dolphins | 3 | 1:30 | J.Ajayi 12 yd. run (A.Franks kick) (6-62, 2:09) | 7 | 23 |
| Chargers | 4 | 4:14 | D.Woodhead 9 yd. pass from P.Rivers (J.Lambo kick) (4-58, 2:51) | 7 | 30 |
| Dolphins | 4 | 1:35 | R.Tannehill 1 yd. run (A.Franks kick) (14-82, 2:39) | 14 | 30 |

TEAM STATISTICS

| | DOLPHINS | CHARGERS |
|---|----------|----------|
| TOTAL FIRST DOWNS | 13 | 26 |
| THIRD DOWN EFFICIENCY | 2-14-14% | 9-14-64% |
| FOURTH DOWN EFFICIENCY | 3-3-100% | 0-0-0% |
| TOTAL NET YARDS | 231 | 442 |
| NET YARDS RUSHING | 44 | 140 |
| NET YARDS PASSING | 187 | 302 |
| PASS ATTEMPTS-COMPLETIONS-HAD INTERCEPTED | 34-20-0 | 36-26-2 |
| KICKOFFS Number-In End Zone-Touchbacks | 3-2-2 | 6-6-2 |
| PUNTS Number and Average | 8-45.8 | 3-36.7 |
| FGs - PATs Had Blocked | 0-0 | 0-0 |
| TOTAL RETURN YARDAGE (Not Including Kickoffs) | 59 | 44 |
| PENALTIES Number and Yards | 9-72 | 7-48 |
| FUMBLES Number and Lost | 2-1 | 0-0 |
| TOUCHDOWNS | 2 | 4 |
| EXTRA POINTS Made-Attempts | 4-4 | 3-4 |
| FIELD GOALS Made-Attempts | 1-2 | 1-1 |
| RED ZONE EFFICIENCY | 2-2-100% | 4-5-80% |
| GOAL TO GO EFFICIENCY | 1-1-100% | 3-3-100% |
| SAFETIES | 0 | 0 |
| TIME OF POSSESSION | 21:07 | 38:53 |

INDIVIDUAL STATISTICS

RUSHING (Att-Yds): Miami, J. Ajayi 6-27-1, L. Miller 9-12, R. Tannehill 3-4-1, D. Williams 1-1. San Diego, D. Brown 12-90, M. Gordon 15-41, D. Woodhead 8-10-1, K. Clemons 1-(-1).

PASSING (C-A-Y-TD-I): Miami, R. Tannehill 20-34-216-0-0. San Diego, P. Rivers 26-36-311-3-2.

RECEIVING (Rec-Yds): Miami, J. Landry 8-54, D. Parker 4-87, L. Miller 2-12, D. Williams 2-11, K. Stills 1-23, J. Ajayi 1-15, D. Sims 1-9, J. Cameron 1-5. San Diego, A. Gates 6-88, D. Woodhead 6-50-3, J. Herndon 5-35, D. Inman 3-78, D. Brown 2-14, L. Green 2-13, M. Floyd 1-27, M. Gordon 1-6.

INTERCEPTIONS (Int-Yds): Miami, R. Jones 1-42, B. Grimes 1-1. San Diego, none.

SACKS (Sk-Yds): Miami, O. Vernon 0.5-4.5, N. Suh 0.5-4.5. San Diego, M. Ingram 2-18, J. Attaochu 1-11.

TACKLES (S-A-T): Miami, K. Sheppard 11-1-12, M. Thomas 10-1-11, O. Vernon 6-5-11, R. Jones 7-0-7, N. Suh 4-0-4, K. Misi 3-1-4, D. Shelby 2-2-4, Bo. McCain 3-0-3, D. Coleman 3-0-3, B. Grimes 2-1-3, N. Hewitt 2-1-3, T. Lippett 1-1-2, S. Paysinger 1-1-2, J. Phillips 1-0-1, D. Moore 1-0-1, Z. Vigil 1-0-1. San Diego, J. Attaochu 5-2-7, M. Te'o 6-0-6, D. Perryman 5-1-6, M. Ingram 4-2-6, P. Robinson 5-0-5, J. Verrett 4-0-4, J. Addae 3-0-3, C. Mager 2-0-2, E. Weddle 1-1-2, R. Mathews 1-1-2, D. Philon 1-1-2, C. Law 1-0-1, K. Reyes 1-0-1, D. Stuckey 1-0-1, A. Phillips 0-1-1.

MISSED FIELD GOAL: Miami, none. San Diego, 48 Wide Right.



POSTGAME NOTES VS. SAN DIEGO

•With the 30-14 loss, Miami is now 16-15 all-time against the Chargers, including a 14-13 mark in the regular season.

•QB Matt Moore and WR Kenny Stills (Offense); S Reshad Jones and LB Koa Misi (Defense); and LB Spencer Paysinger and RB Damien Williams (Special Teams) served as game captains.

•T Ja'Wuan James, LB Jelani Jenkins, WR Rishard Matthews, DT Earl Mitchell, QB Logan Thomas and DE Jordan Williams were inactive.

•LS John Denney extended his team-record consecutive games played streak to 174.

•RB Jay Ajayi scored on a 12-yard run in the third quarter for his first career touchdown.

•S Reshad Jones had the first kickoff returns of his NFL career.

•S Reshad Jones recorded his career-high fifth interception of the season, surpassing his previous career high of four in 2012. It is the most interceptions in a season by a Dolphins safety since Brock Marion also had five interceptions in 2002.

•QB Ryan Tannehill scored the fifth rushing touchdown of his career. It moved him into fifth place in team history for career rushing touchdowns by a quarterback.

MOST CAREER RUSHING TOUCHDOWNS BY A DOLPHINS QUARTERBACK

| PLAYER | CAREER | RUSH TDs |
|-------------------|---------|----------|
| 1. Jay Fiedler | 2000-04 | 11 |
| 2. Dan Marino | 1983-99 | 9 |
| David Woodley | 1980-83 | 9 |
| 4. Bob Griese | 1967-80 | 7 |
| 5. Ryan Tannehill | 2012-15 | 5 |

•CB Brent Grimes recorded his fourth interception of the season in the fourth quarter. It marked his third consecutive season with four-or-more interceptions (four in 2013, five in 2014 and four in 2015). He became the first Dolphins cornerback to have three consecutive seasons with four-plus interceptions since Patrick Surtain had three straight seasons with four-or-more interceptions from 2002-04.

•P Matt Darr's second punt of the game gave him 78 for the season (he finished the game with 84 punts on the season) as he broke the Dolphins record for punts in a season by a rookie, previously held by P Brandon Fields who had 77 punts in 2007.

•With his eight receptions, WR Jarvis Landry has 97 catches on the 2015 season and which is the most in a season in Dolphins history, surpassing the 90 by WR O.J. McDuffie in 1988.

MOST SINGLE-SEASON RECEPTIONS IN DOLPHINS HISTORY

| PLAYER | YEAR | CATCHES |
|---------------------|------|---------|
| 1. Jarvis Landry | 2015 | 97 |
| 2. O.J. McDuffie | 1998 | 90 |
| 3. Mark Clayton | 1988 | 86 |
| Brandon Marshall | 2010 | 86 |
| 5. Jarvis Landry | 2014 | 84 |
| 6. Chris Chambers | 2005 | 82 |
| 7. Brandon Marshall | 2011 | 81 |

•WR Jarvis Landry recorded eight catches against the Chargers. He has recorded 181 receptions over the course of his first two NFL seasons. His 181 total receptions are the second-most in NFL history by a player in his first two NFL seasons.

MOST RECEPTIONS IN NFL HISTORY IN FIRST TWO SEASONS

| PLAYER | TEAM | 1ST YEAR | 2ND YEAR | 2-YEAR TOTALS |
|--------------------|-------|-----------|------------|---------------|
| 1. Odell Beckham | NYG | 91 (2014) | 91 (2015) | 182 |
| 2. Jarvis Landry | MIA | 84 (2014) | 97 (2015) | 181 |
| 3. Marques Colston | N.O. | 70 (2006) | 98 (2007) | 168 |
| A.J. Green | Cin. | 65 (2011) | 97 (2012) | 162 |
| 5. Reggie Bush | N.O. | 88 (2006) | 73 (2007) | 161 |
| Larry Fitzgerald | Ariz. | 58 (2004) | 103 (2005) | 161 |

INJURIES REPORTED IN PRESS BOX


MIAMI DOLPHINS

- T Branden Albert – knee (questionable), second quarter; downgraded to out in third quarter
- LB Chris McCain – knee (doubtful), third quarter
- RB Koa Misi – back (doubtful), third quarter
- C Mike Pouncey – foot (questionable), third quarter; downgraded to out in fourth quarter

SAN DIEGO CHARGERS

- LB Kyle Emanuel – concussion protocol (out), second quarter
- RB Melvin Gordon – knee (questionable), second quarter





LAST WEEK VS. INDIANAPOLIS

GAME 16: INDIANAPOLIS 18, MIAMI 12

SUNDAY, DEC. 27 • 1 P.M. ET • SUN LIFE STADIUM • MIAMI GARDENS, FLA..



GAME SUMMARY

Jarvis Landry set a new Dolphins record and rookie Jay Ajayi scored his first NFL touchdown, but it overall was a disappointing 2015 road finale for the Dolphins.

The Dolphins dropped a 30-14 decision at Qualcomm Stadium in a game where their two Pro Bowl offensive linemen, Branden Albert and Mike Pouncey, were lost to injuries.

Landry caught eight passes to break O.J. McDuffie's franchise single-season record of 90. Landry has 97 receptions on the season.

Landry broke the franchise record with a 3-yard reception on the Dolphins' third possession of the game.

Ajayi, meanwhile, scored his first NFL touchdown on an impressive 12-yard run in the third quarter, but the Dolphins trailed 23-0 by that time. The other Dolphins touchdown was scored with 1:35 left in the fourth quarter by Ryan Tannehill on a quarterback keeper.

Safety Reshad Jones and cornerback Brent Grimes each came up with an interception, although Jones fumbled at the end of his long return and the Chargers recovered, giving them a first down.

Running back Danny Woodhead scored all four San Diego touchdowns, three of them in the first half. He tied the record for most touchdowns in a game by a Dolphins opponent shared by running back Earl Campbell in 1978, tight end Jimmie Giles in 1985 and wide receiver Irving Fryar in 1996.

Woodhead caught three touchdown passes from quarterback Philip Rivers and had a 2-yard run, San Diego's first rushing touchdown since the season opener.

San Diego also got a 28-yard field goal by rookie Josh Lambo that made the score 9-0 after he had missed the extra-point attempt following Woodhead's first touchdown.

In falling behind 23-0 at the half, the Dolphins accomplished little offensively. They managed only two first downs on their first five possessions before completions of 23 yards to Kenny Stills and 15 yards to Ajayi moved them into San Diego territory for the first time.

But Tannehill was sacked on the next play, leaving time only for a Hail Mary attempt.

The Dolphins got their only touchdown after Lambo was wide right on a 48-yard field goal attempt. On third-and-8 following the miss, Tannehill hooked up with rookie first-round pick DeVante Parker for a 35-yard completion to give Miami a first down at the Chargers 20.

Three plays later, Ajayi broke a couple of tackle attempts on a run up the middle for his first career score.

Parker later came up with a nice leaping fourth-down catch, managing to hold on to the ball while absorbing a hit. The Dolphins converted two other fourth-down situations on that drive that ended with Tannehill's touchdown, with Landry and Parker on the receiving end of Tannehill passes.

Unfortunately, there weren't enough of those kind of plays for the Dolphins on this day.

SCORING

| SCORE BY PERIODS | 1 | 2 | 3 | 4 | OT | Total |
|--------------------|---|---|---|---|----|-------|
| Indianapolis Colts | 8 | 7 | 0 | 3 | 0 | 18 |
| Miami Dolphins | 0 | 6 | 3 | 3 | 0 | 12 |

SCORING DRIVES

| Team | Qtr | Time | Play Description (Extra Point) (Drive info) | IND | MIA |
|----------|-----|------|---|-----|-----|
| Colts | 1 | 9:16 | R.Tannehill sacked in end zone by T.McGill for a Safety | 2 | 0 |
| Colts | 1 | 6:01 | F.Gore 37 yd. run (kick failed, wr) (6-75, 3:15) | 8 | 0 |
| Dolphins | 2 | 8:07 | L.Miller 1 yd. run (pass failed) (11-69, 6:53) | 8 | 6 |
| Colts | 2 | 4:42 | F.Gore 11 yd. run (A.Vinatieri kick) (8-80, 3:25) | 15 | 6 |
| Dolphins | 3 | 3:50 | A.Franks 33 yd. Field Goal (13-64, 6:34) | 15 | 9 |
| Colts | 4 | 8:30 | A.Vinatieri 38 yd. Field Goal (10-39, 5:31) | 18 | 9 |
| Dolphins | 4 | 5:17 | A.Franks 20 yd. Field Goal (9-78, 3:13) | 18 | 12 |

TEAM STATISTICS

| | COLTS | DOLPHINS |
|---|----------|----------|
| TOTAL FIRST DOWNS | 20 | 22 |
| THIRD DOWN EFFICIENCY | 6-12-50% | 6-15-40% |
| FOURTH DOWN EFFICIENCY | 0-0-0% | 0-1-0% |
| TOTAL NET YARDS | 268 | 361 |
| NET YARDS RUSHING | 100 | 82 |
| NET YARDS PASSING | 168 | 279 |
| PASS ATTEMPTS-COMPLETIONS-HAD INTERCEPTED | 29-17-0 | 38-26-1 |
| KICKOFFS Number-In End Zone-Touchbacks | 4-4-4 | 5-4-2 |
| PUNTS Number and Average | 5-51.0 | 3-52.3 |
| FGs - PATs Had Blocked | 0-0 | 0-0 |
| TOTAL RETURN YARDAGE (Not Including Kickoffs) | 35 | 15 |
| PENALTIES Number and Yards | 6-60 | 9-50 |
| FUMBLES Number and Lost | 0-0 | 0-0 |
| TOUCHDOWNS | 2 | 1 |
| EXTRA POINTS Made-Attempts | 1-2 | 0-1 |
| FIELD GOALS Made-Attempts | 1-1 | 2-2 |
| RED ZONE EFFICIENCY | 1-1-100% | 1-5-20% |
| GOAL TO GO EFFICIENCY | 0-0-0% | 1-4-25% |
| SAFETIES | 1 | 0 |
| TIME OF POSSESSION | 27:11 | 32:49 |

INDIVIDUAL STATISTICS

RUSHING (Att-Yds): Indianapolis, F. Gore 15-85-2, D. Herron 6-14, P. Dorsett 1-2, C. Whitehurst 1-(-1). Miami, L. Miller 15-31-1, R. Tannehill 1-28, J. Ajayi 9-23.

PASSING (C-A-Y-TD-Int): Indianapolis, M. Hasselbeck 8-15-99-0-0, C. Whitehurst 9-14-78-0-0. Miami, R. Tannehill 26-38-329-0-1.

RECEIVING (Rec-Yds): Indianapolis, T. Hilton 4-64, A. Johnson 3-39, P. Dorsett 2-29, D. Moncrief 2-15, C. Fleener 2-13, F. Gore 2-10, J. Doyle 2-7. Miami, J. Landry 7-111, L. Miller 5-36, D. Parker 4-93, J. Cameron 3-34, Da. Williams 3-33, K. Stills 3-14, D. Sims 1-8.

INTERCEPTIONS (Int-Yds): Indianapolis, V. Davis 1-0. Miami, none.

SACKS (Sk-Yds): Indianapolis, R. Mathis 2-17, T. McGill 2-17, K. Langford 2-16. Miami, D. Moore 1-8, N. Suh 1-1.

TACKLES (S-A-T): Indianapolis, J. Freeman 7-3-10, D. Jackson 6-1-7, M. Adams 5-0-5, K. Langford 4-1-5, V. Davis 4-1-5, Z. Kerr 4-1-5, D. Parry 2-3-5, D. Lowery 2-3-5, R. Mathis 3-1-4, D. Butler 3-0-3, T. McGill 2-0-2, C. Geathers 2-0-2, G. Toler 2-0-2, T. Cole 1-0-1, J. Newsome 1-0-1, E. Okine 1-0-1, J. Brown 1-0-1, E. Walden 0-1-1. Miami, K. Sheppard 4-2-6, R. Jones 3-3-6, T. Lippett 5-0-5, Br. McCain 3-0-3, Z. Vigil 3-0-3, S. Gary 3-0-3, N. Hewitt 2-1-3, N. Suh 1-2-3, D. Moore 2-0-2, O. Vernon 2-0-2, B. Grimes 2-0-2, D. Shelby 1-1-2, J. Phillips 1-0-1, M. Thomas 1-0-1, J. Jenkins 1-0-1.

MISSED FIELD GOAL: Indianapolis, none. Miami, none.



POSTGAME NOTES VS. INDIANAPOLIS

•With the 18-12 loss, Miami is now 47-26 all-time against the Colts, including a 45-26 mark in the regular season.

•T Branden Albert (Offense); S Kelvin Sheppard (Defense); and S Michael Thomas and LS John Denney (Special Teams) served as game captains.

•QB Logan Thomas, WR Rishard Matthews, CB Jamar Taylor, C Mike Pouncey, G Shelley Smith, T Ja'Wuan James and DT Earl Mitchell were inactive.

•The attendance is 65,482.

•LS John Denney extended his team-record consecutive games played streak to 175.

•DT Ndamukong Suh recorded his 5.5 sack of the season. It is the fourth-most in a season by a Dolphins defensive tackle since the statistic became official in 1982, trailing the 7.0 sacks by Mike Charles (1985) and Randy Starks (2009) and 6.0 sacks by Jared Odrick (2011).

MOST SACKS BY A DOLPHINS DEFENSIVE TACKLE IN A SEASON (since 1982)

| PLAYER | SEASON | SACKS |
|------------------|--------|-------|
| 1. Mike Charles | 1985 | 7.0 |
| Randy Starks | 2009 | 7.0 |
| 3. Jared Odrick | 2011 | 6.0 |
| 4. Ndamukong Suh | 2015 | 5.5 |
| 5. Five Players | | 5.0 |

•RB Lamar Miller caught five passes and now has 46 on the season. It is the most catches in a season by a Dolphins running back since RB Ricky Williams had 50 catches in 2003.

•With his 15-yard reception in the fourth quarter, WR Jarvis Landry recorded his 100th catch of the 2015 season and he becomes the first player in team history to record 100-plus receptions in a season. He finished the game with seven catches in the game and 104 catches on the season.

MOST SINGLE-SEASON RECEPTIONS IN DOLPHINS HISTORY

| PLAYER | YEAR | CATCHES |
|------------------|------|---------|
| 1. Jarvis Landry | 2015 | 104 |
| 2. O.J. McDuffie | 1998 | 90 |
| 3. Mark Clayton | 1988 | 86 |
| Brandon Marshall | 2010 | 86 |
| 5. Jarvis Landry | 2014 | 84 |

•WR Jarvis Landry finished the game with seven receptions for 111 yards and has 1,085 receiving yards on the season. It is his first career season with 1,000-plus yards and he becomes the eighth receiver (19th time overall) in team history to surpass 1,000 yards. The 1,085 yards is tied for the ninth-highest single-season total in team history, with WR Mark Duper's 1,085 yards in 1991.

•WR Jarvis Landry finished the game with seven receptions for 111 yards. It is his third career game with 100-plus yards and the second-highest single-game total of his career, behind his 165 yards at the N.Y. Jets on Nov. 29, 2015.

•QB Ryan Tannehill threw for 329 yards. It is his 13th career game with 300-plus yards, which is second in team history behind QB Dan Marino's 63 career games with 300-plus yards.

INJURIES REPORTED IN PRESS BOX

MIAMI DOLPHINS

•LB Jelani Jenkins – ankle (questionable), third quarter; downgraded to out in third quarter

INDIANAPOLIS COLTS

•QB Matt Hasselbeck – shoulder (out), second quarter

•G Hugh Thornton – ankle (questionable), second quarter





GAME 17: MIAMI 20, NEW ENGLAND 10

SUNDAY, JAN. 3, 2016 • 1 P.M. ET • SUN LIFE STADIUM • MIAMI GARDENS, FLA..



GAME SUMMARY

The Dolphins ended a disappointing season in an impressive fashion when they beat the AFC East champion New England Patriots at Sun Life Stadium.

The 20-10 victory, which ended a three-game losing streak in season finales, gave the Dolphins a 6-10 record on the season.

The Dolphins beat New England at home for the third consecutive year, following a 24-20 victory in December 2013 and a 33-20 decision in the 2014 season opener.

The Dolphins' last victory in a season finale had come in 2011 against the New York Jets, 19-17 at Sun Life Stadium.

Tight end Jordan Cameron scored the game-winning touchdown midway through the fourth quarter on a 2-yard pass from quarterback Ryan Tannehill.

The touchdown was set up by a spectacular 46-yard reception by rookie first-round pick DeVante Parker to the Patriots 4-yard line. Parker outjumped cornerback Logan Ryan at the 11 to come down with the pass, and then ran 5 more yards to the 6.

After the defense sacked Tom Brady twice on the next possession, the offense clinched the victory with a 19-yard field goal by Andrew Franks on the first play after the two-minute warning after a 19-yard scramble by Tannehill on third-and-11 from the Patriots 46-yard line and a 22-yard completion from Tannehill to tight end Dion Sims.

After the Dolphins' final score, backup Jimmy Garoppolo ended the game at quarterback for New England.

Parker, who became the first Dolphins rookie with 100 receiving yards in a game since 2001, had the other Dolphins touchdown, that one coming on a 15-yard pass from Tannehill in the final minute of the first half.

Tannehill had his sixth 300-yard passing game of the season and he joined Dan Marino as the only quarterbacks in team history with consecutive 4,000-yard passing seasons.

The Miami defense held New England to 82 yards in the first offense, including only 20 passing yards by Tom Brady.

New England came out looking to run the ball, as Brady attempted only five passes in the first half.

After the defense forced a three-and-out the first time New England had the ball, the Dolphins marched 54 yards on 11 plays to take the lead on a 38-yard field goal by Andrew Franks.

The big play in the drive was the very first, a 29-yard run by Lamar Miller to the New England 45-yard line. It was Miller's third-longest run of the season.

After Franks was wide right on a 46-yard field goal attempt on the third play of the second quarter, New England drove 48 yards for a field goal that tied the game at 3-3.

New England missed a chance to take the lead late in the second quarter when Stephen Gostkowski was wide right on a field goal attempt from 46 yards out, and the Dolphins answered with a 64-yard drive that ended in the Parker touchdown.

The big play in the drive was a 31-yard hook-up between Tannehill and veteran wide receiver Greg Jennings on third-and-8 from the New England 46-yard line.

Two plays later, Parker scored the third touchdown of his rookie season.

New England tied the score 10-10 on the opening drive of the second half on a 2-yard run by Steven Jackson, which came one play after running back James White took a short Brady pass and turned it into a 68-yard gain.

The Dolphins played the game without four starters on the active roster: center Mike Pouncey, tackle Ja'Wuan James, defensive tackle Earl Mitchell and linebacker Jelani Jenkins.

SCORING

| SCORE BY PERIODS | 1 | 2 | 3 | 4 | OT | Total |
|----------------------|---|---|---|----|----|-------|
| New England Patriots | 0 | 3 | 7 | 0 | 0 | 10 |
| Miami Dolphins | 3 | 7 | 0 | 10 | 0 | 20 |

SCORING DRIVES

| Team | Qtr | Time | Play Description (Extra Point) (Drive info) | NE | MIA |
|----------|-----|-------|--|----|-----|
| Dolphins | 1 | 8:07 | A.Franks 38 yd. Field Goal (10-54, 3:43) | 0 | 3 |
| Patriots | 2 | 8:06 | S.Gostkowski 34 yd. Field Goal (11-48, 6:01) | 3 | 3 |
| Dolphins | 2 | 0:36 | D.Parker 15 yd. pass from R.Tannehill (A.Franks kick) (8-64, 1:20) | 3 | 10 |
| Patriots | 3 | 12:32 | S.Jackson 2 yd. run (S.Gostkowski kick) (4-80, 2:28) | 10 | 10 |
| Dolphins | 4 | 6:58 | J.Cameron 2 yd. pass from R.Tannehill (A.Franks kick) (6-82, 2:52) | 10 | 17 |
| Dolphins | 4 | 1:56 | A.Franks 19 yd. Field Goal (9-44, 2:45) | 10 | 20 |

TEAM STATISTICS

| | COLTS | DOLPHINS |
|---|----------|----------|
| TOTAL FIRST DOWNS | 20 | 22 |
| THIRD DOWN EFFICIENCY | 6-12-50% | 6-15-40% |
| FOURTH DOWN EFFICIENCY | 0-0-0% | 0-1-0% |
| TOTAL NET YARDS | 268 | 361 |
| NET YARDS RUSHING | 100 | 82 |
| NET YARDS PASSING | 168 | 279 |
| PASS ATTEMPTS-COMPLETIONS-HAD INTERCEPTED | 29-17-0 | 38-26-1 |
| KICKOFFS Number-In End Zone-Touchbacks | 4-4-4 | 5-4-2 |
| PUNTS Number and Average | 5-51.0 | 3-52.3 |
| FGs - PATs Had Blocked | 0-0 | 0-0 |
| TOTAL RETURN YARDAGE (Not Including Kickoffs) | 35 | 15 |
| PENALTIES Number and Yards | 6-60 | 9-50 |
| FUMBLES Number and Lost | 0-0 | 0-0 |
| TOUCHDOWNS | 2 | 1 |
| EXTRA POINTS Made-Attempts | 1-2 | 0-1 |
| FIELD GOALS Made-Attempts | 1-1 | 2-2 |
| RED ZONE EFFICIENCY | 1-1-100% | 1-5-20% |
| GOAL TO GO EFFICIENCY | 0-0-0% | 1-4-25% |
| SAFETIES | 1 | 0 |
| TIME OF POSSESSION | 27:11 | 32:49 |

INDIVIDUAL STATISTICS

RUSHING (Att-Yds): New England, S. Jackson 14-35, B. Bolden 9-31, J. White 3-5, T. Brady 1-(-1). Miami, L. Miller 19-60, R. Tannehill 3-17, Da. Williams 3-11, J. Landry 2-6, J. Ajayi 7-2.

PASSING (C-A-Y-TD-I): New England, T. Brady 12-21-134-0-0. Miami, R. Tannehill 25-38-350-2-0.

RECEIVING (Rec-Yds): New England, J. White 2-63, R. Gronkowski 2-18, D. Amendola 2-17, B. LaFell 2-7, B. Bolden 2-5, S. Jackson 1-20, C. Harper 1-6, K. Martin 1-4. Miami, J. Landry 6-72, D. Parker 5-106-1, G. Jennings 4-74, D. Sims 3-40, Da. Williams 3-38, J. Cameron 2-6-1, K. Stills 1-11, L. Miller 1-3.

INTERCEPTIONS (Int-Yds): New England, none. Miami, none.

SACKS (Sk-Yds): New England, G. Grissom 1-8. Miami, D. Shelby 1-5, N. Suh 0.5-4.5, O. Vernon 0.5-4.5.

TACKLES (S-A-T): New England, D. McCourty 7-0-7, J. Mayo 6-0-6, J. Collins 5-1-6, M. Brown 5-1-6, P. Chung 4-2-6, R. Ninkovich 4-1-5, A. Branch 4-1-5, A. Hicks 1-4-5, M. Butler 4-0-4, L. Johnson 3-0-3, L. Ryan 2-1-3, J. Sheard 0-2-2, G. Grissom 1-0-1, J. Richards 0-1-1, D. Harmon 0-1-1, D. Fleming 0-1-1. Miami, M. Thomas 5-1-6, N. Hewitt 4-2-6, O. Vernon 3-3-6, D. Shelby 5-0-5, K. Sheppard 4-1-5, R. Jones 4-0-4, N. Suh 2-2-4, Br. McCain 2-1-3, T. Lippett 2-0-2, J. Phillips 2-0-2, B. Grimes 1-0-1, D. Coleman 1-0-1, D. Moore 0-1-1, S. Gary 0-1-1.

MISSED FIELD GOAL: New England, S. Gostkowski 46 Wide Left. Miami, A. Franks 46 Wide Left.



POSTGAME NOTES VS. NEW ENGLAND

•With the 20-10 win, Miami is now 53-48 all-time against the Patriots, including a 52-46 mark in the regular season.

•S Reshad Jones (Defense), WR Jarvis Landry (Offense) and S Michael Thomas (Special Teams) served as game captains.

•QB Logan Thomas, CB Jamar Taylor, C Mike Pouncey, LB Jelani Jenkins, G Shelley Smith, T Ja'Wuan James and DT Earl Mitchell were inactive.

•The attendance is 62,918.

•LS John Denney extended his team-record consecutive games played streak to 176.

•S Shamiel Gary made the first start of his NFL career.

•CB Brice McCain played in his 100th career game.

•The Dolphins wore their all-aqua uniforms for the fifth time in team history, the other games were against Chicago in 2002, Philadelphia in 2003, Cleveland in 2004 and Buffalo in 2014. This game marked the first time that the team wore their all-aqua uniforms during a day game.

•QB Ryan Tannehill finished the season with 4,208 passing yards which is fifth-highest single-season total in Dolphins history.

MOST SINGLE-SEASON PASSING YARDS IN DOLPHINS HISTORY

| PLAYER | SEASON | YARDS |
|-------------------|--------|-------|
| 1. Dan Marino | 1984 | 5,084 |
| 2. Dan Marino | 1986 | 4,746 |
| 3. Dan Marino | 1994 | 4,453 |
| 4. Dan Marino | 1988 | 4,434 |
| 5. Ryan Tannehill | 2015 | 4,208 |

•QB Ryan Tannehill finished the season with 363 completions which is the fourth-highest single-season in Dolphins history.

MOST PASS COMPLETIONS IN A SEASON IN DOLPHINS HISTORY

| PLAYER | SEASON | COMPLETIONS |
|-------------------|--------|-------------|
| 1. Ryan Tannehill | 2014 | 392 |
| 2. Dan Marino | 1994 | 385 |
| 3. Dan Marino | 1986 | 378 |
| 4. Ryan Tannehill | 2015 | 363 |
| 5. Dan Marino | 1984 | 362 |

•QB Ryan Tannehill threw for 350 yards. It is his 14th career game with 300-plus yards, which is second in team history behind QB Dan Marino's 63 career games with 300-plus yards. It is also his sixth 300-yard game of the 2015 season, which is a career high and tied for the second-most in a season in Dolphins history.

MOST 300-YARD PASSING GAMES IN A SEASON IN DOLPHINS HISTORY

| PLAYER | SEASON | 300-YARD GAMES |
|-------------------|--------|----------------|
| 1. Dan Marino | 1984 | 9 |
| 2. Dan Marino | 1985 | 6 |
| 3. Dan Marino | 1986 | 6 |
| 4. Dan Marino | 1988 | 6 |
| 5. Ryan Tannehill | 2015 | 6 |

•QB Ryan Tannehill threw for 350 yards and finished the season with 4,208 passing yards. It was his second consecutive season with 4,000-plus passing yards and he joins Dan Marino (1984-86) as the only quarterbacks in team history to have two-or-more consecutive seasons with 4,000-plus passing yards.

MOST PASSING YARDS IN A SEASON IN DOLPHINS HISTORY

| PLAYER | SEASON | YARDS |
|-------------------|--------|-------|
| 1. Dan Marino | 1984 | 5,084 |
| 2. Dan Marino | 1986 | 4,746 |
| 3. Dan Marino | 1994 | 4,453 |
| 4. Ryan Tannehill | 2015 | 4,208 |
| 5. Dan Marino | 1985 | 4,137 |

•WR Jarvis Landry finished the 2015 season with a team-record 110 catches for 1,157 yards and four touchdowns. His receiving yards are the sixth-highest single-season total in Dolphins history.

MOST RECEIVING YARDS IN A SEASON IN DOLPHINS HISTORY

| PLAYER | SEASON | RECEIVING YARDS |
|---------------------|--------|-----------------|
| 1. Mark Clayton | 1984 | 1,389 |
| 2. Mark Duper | 1986 | 1,313 |
| 3. Mark Duper | 1984 | 1,306 |
| 4. Irving Fryar | 1994 | 1,270 |
| 5. Brandon Marshall | 2011 | 1,214 |
| 6. Jarvis Landry | 2015 | 1,157 |

•WR Jarvis Landry finished the season with 1,947 combined yards (113 rushing/1157 receiving/677 returns), which is the fifth-highest single-season total in Dolphins history.

MOST COMBINED YARDS IN A SEASON IN DOLPHINS HISTORY

| PLAYER | SEASON | COMBINED YARDS |
|-------------------|--------|-----------------------|
| 1. Ricky Williams | 2002 | 2,216 (1,853/363/0) |
| 2. Wes Welker | 2005 | 2,208 (5/434/1,769) |
| 3. Wes Welker | 2006 | 2,129 (0/687/1,442) |
| 4. Ted Ginn Jr. | 2007 | 2,086 (3/420/1,663) |
| 5. Jarvis Landry | 2015 | 1,947 (113/1,157/677) |
| 6. Jarvis Landry | 2014 | 1,912 (-4/758/1,158) |

•WR Jarvis Landry recorded 194 receptions over the course of his first two NFL seasons. His 194 total receptions are the most in NFL history by a player in his first two NFL seasons.

MOST RECEPTIONS IN NFL HISTORY IN FIRST TWO SEASONS

| PLAYER | TEAM | 1ST YEAR | 2ND YEAR | 2-YEAR TOTALS |
|--------------------|-------|-----------|------------|---------------|
| 1. Jarvis Landry | MIA | 84 (2014) | 110 (2015) | 194 |
| 2. Odell Beckham | NYG | 91 (2014) | 96 (2015) | 187 |
| 3. Marques Colston | N.O. | 70 (2006) | 98 (2007) | 168 |
| A.J. Green | Cin. | 65 (2011) | 97 (2012) | 162 |
| 5. Reggie Bush | N.O. | 88 (2006) | 73 (2007) | 161 |
| Larry Fitzgerald | Ariz. | 58 (2004) | 103 (2005) | 161 |

•WR DeVante Parker had 106 receiving on five catches. He is the first Dolphins rookie to record 100-plus receiving yards in a game since Chris Chambers had 124 yards on seven catches as a rookie against New England on Dec. 22, 2001.

•P Matt Darr finished his rookie season with 92 punts for 4,380 yards. His 92 punts are tied for the third-most in a season in Dolphins history with the 92 punts by Matt Turk in 2000, trailing only the 98 by Matt Turk in 2004 and the 93 punts by Klaus Wilmsmeyer in 1998.

•P Matt Darr finished his rookie season with a 47.6 gross average (92 punts for 4,380 yards). His 47.6 gross average is the fourth-highest in team history, behind the 50.2 average by Brandon Fields in 2012, 48.85 by Fields in 2011 and 48.82 by Fields in 2013.

•DT Ndamukong Suh had a 0.5 sack and recorded 6.0 sacks on the season. It is tied for the third-most in a season by a Dolphins defensive tackle since the statistic became official in 1982, with the 6.0 sacks by Jared Odrick (2011), trailing the 7.0 sacks by Mike Charles (1985) and Randy Starks (2009).

MOST SACKS BY A DOLPHINS DEFENSIVE TACKLE IN A SEASON (since 1982)

| PLAYER | SEASON | SACKS |
|------------------|--------|-------|
| 1. Mike Charles | 1985 | 7.0 |
| Randy Starks | 2009 | 7.0 |
| 3. Ndamukong Suh | 2015 | 6.0 |
| Jared Odrick | 2011 | 6.0 |
| 5. Five Players | | 5.0 |

INJURIES REPORTED IN PRESS BOX

MIAMI DOLPHINS

- WR Kenny Stills – Hamstring (questionable), second quarter; downgraded to out in third quarter
- C Jamil Douglas – Ankle (questionable), fourth quarter

NEW ENGLAND PATRIOTS

- None Reported




2015 MIAMI DOLPHINS TRANSACTIONS

| DATE | POS. | PLAYER/COACH | TRANSACTION | DATE | POS. | PLAYER/COACH | TRANSACTION |
|----------|------|--------------------|---|--------------|------|------------------------|---|
| Jan. 5 | WR | Tyler McDonald | Signed to futures contract | July 27 | WR | Nigel King | Waived |
| Jan. 6 | | Mike Tannenbaum | Named Exec. VP of Football Operations | July 28 | QB | Josh Freeman | Re-Signed |
| Jan. 7 | K | Zach Hocker | Signed to futures contract | July 29 | DT | Calvin Barnett | Signed as FA |
| | WR | Michael Preston | Signed to futures contract | | WR | Kai De La Cruz | Signed as FA |
| Jan. 8 | S | Shamiel Gary | Signed to futures contract | | T | Chris Martin | Signed as FA |
| Feb. 6 | | Terrell Williams | Named Defensive Line Coach | | DT | Ellis McCarthy | Waived |
| Feb. 10 | TE | Ryan Taylor | Signed as FA | | S | Don Jones | Placed on ACTIVE/PUP |
| Feb. 27 | WR | Brian Hartline | Released | | WR | DeVante Parker | Placed on ACTIVE/PUP |
| | WR | Brandon Gibson | Released | August 1 | TE | Gerell Robinson | Placed on ACTIVE/NFI |
| Feb. 28 | | Wayne Diesel | Named Sports Performance Director | | WR | Gerell Robinson | Activated from ACTIVE/NFI |
| | | Dennis Lock | Promoted to Director of Analytics | | WR | Cobi Hamilton | Acquired from waivers (Cin.) |
| Mar. 2 | TE | Charles Clay | Placed Transition Tag on Clay | | WR | Kai De La Cruz | Waived |
| | CB | Cortland Finnegan | Released | August 4 | WR | Kevin Cone | Acquired from waivers (Cle.) |
| | T | Nate Garner | Released | | G | Dionte Savage | Waived |
| Mar. 7. | DT | A.J. Francis | Signed | August 10 | RB | Demitrius Bronson | Signed as FA |
| | S | Jordan Kovacs | Signed | | S | Phillip Thomas | Signed as FA |
| Mar. 10 | T | Jason Fox | Re-Signed | | S | Shamiel Gary | Waived/Injured |
| | LB | Kelvin Sheppard | Re-Signed | | WR | Tyler McDonald | Waived |
| | DE | Derrick Shelby | Placed Restricted Free Agent Tender on Shelby | August 15 | WR | Tyler McDonald | Re-signed as FA |
| | G | Shelley Smith | Released | | WR | Tommy Streeter | Waived/Injured |
| | LB | Philip Wheeler | Released | August 16 | T | Chris Martin | Waived |
| Mar. 11 | DT | Ndamukong Suh | Signed as UFA (Det.) | | G | Bryant Browning | Signed as FA |
| | CB | Brice McCain | Signed as UFA (Pit.) | August 17 | LB | James Davidson | Signed as FA |
| | DT | Randy Starks | Released | | TE | Arthur Lynch | Waived |
| Mar. 12 | TE | Jordan Cameron | Signed as UFA (Cle.) | August 19 | S | Don Jones | Activated from ACTIVE/PUP |
| | CB | T.J. Heath | Signed | | WR | DeVante Parker | Activated from ACTIVE/PUP |
| Mar. 13 | WR | Kenny Stills | Acquired by Miami in Trade (N.O.) | August 24 | WR | Michael Preston | Waived |
| | LB | Dannell Ellerbe | Traded (N.O.) | August 25 | S | Louis Delmas | Placed on Reserve/Injured List |
| | WR | Mike Wallace | Traded (Min.) | August 30 | DT | Calvin Barnett | Released |
| Mar. 19 | OL | J.D. Walton | Signed as UFA (NYG) | | G | Bryant Browning | Released |
| | TE | Charles Clay | Did not match Buffalo Bills offer | | WR | LaRon Byrd | Released |
| Mar. 20 | S | Louis Delmas | Re-Signed | | WR | Kevin Cone | Released |
| | QB | Matt Moore | Re-Signed | | DE | Ray Drew | Released |
| | RB | LaMichael James | Signed | | WR | Tyler McDonald | Released |
| Mar. 26 | DE | Derrick Shelby | Signed Restricted Free Agent Tender | | DE | Kendall Montgomery | Released |
| April 1 | S | Michael Thomas | Signed | | TE | Gerell Robinson | Released |
| April 2 | LB | Spencer Paysinger | Signed as UFA (NYG) | | CB | Sammy Seamster | Released |
| | QB | Josh Freeman | Signed as UFA | | S | Phillip Thomas | Released |
| April 13 | C | Mike Pouncey | Signed Contract Extension | September 1 | C/G | J.D. Walton | Released |
| | CB | Zack Bowman | Signed as UFA | | RB | Demitrius Bronson | Released |
| April 15 | WR | LaRon Byrd | Signed as FA | September 5 | P | Brandon Fields | Released |
| April 21 | G | Davonte Wallace | Waived | | WR | Damarr Aultman | Waived |
| April 22 | OL | Jeff Linkenbach | Signed as UFA (K.C.) | | QB | McLeod Bethel-Thompson | Waived |
| | OL | Jacques McClendon | Signed as UFA (Jac.) | | C | Sam Brenner | Waived |
| April 23 | WR | Greg Jennings | Signed as FA | | DT | Deandre Coleman | Waived |
| April 28 | DE | Dion Jordan | Placed on Reserve/Suspended List | | LB | James Davidson | Waived |
| April 30 | QB | Ryan Tannehill | Team Exercises Fifth-Year Option | | DE | Emmanuel Dieke | Waived |
| April 30 | WR | DeVante Parker | Selected in NFL Draft - D1, '15 | | RB | Mike Gillislee | Waived |
| May 1 | DT | Jordan Phillips | Selected in NFL Draft - D2, '15 | | WR | Cobi Hamilton | Waived |
| May 2 | OL | Jamil Douglas | Selected in NFL Draft - D4, '15 | | T | Donald Hawkins | Waived |
| | CB | Bobby McCain | Selected in NFL Draft - D5a, '15 | | LB | Mike Hull | Waived |
| | RB | Jay Ajayi | Selected in NFL Draft - D5b, '15 | | DT | Anthony Johnson | Waived |
| | S | Cedric Thompson | Selected in NFL Draft - D5c, '15 | | S | Don Jones | Waived |
| | CB | Tony Lippett | Selected in NFL Draft - D5d, '15 | | G/T | Michael Liedtke | Waived |
| May 5 | DB | T.J. Heath | Waived | | LB | Jeff Luc | Waived |
| | K | Zach Hocker | Waived | | TE | Tim Semisch | Waived |
| | DB | Lowell Rose | Waived | | TE | Jake Stoneburner | Waived |
| May 8 | WR | Damarr Aultman | Signed as Undrafted College Free Agent | | K | Caleb Sturgis | Waived |
| | OL | Mickey Baucus | Signed as Undrafted College Free Agent | | S | Cedric Thompson | Waived |
| | P | Matt Darr | Signed as Undrafted College Free Agent | | LB | Jordan Tripp | Waived |
| | DE | Ray Drew | Signed as Undrafted College Free Agent | | T | Aundrey Walker | Waived |
| | K | Andrew Franks | Signed as Undrafted College Free Agent | | WR | Christian Jones | Waived/Injured |
| | LB | Neville Hewitt | Signed as Undrafted College Free Agent | September 6 | QB | Josh Freeman | Contract Terminated |
| | LB | Mike Hull | Signed as Undrafted College Free Agent | | QB | Logan Thomas | Acquired from waivers (Ari.) |
| | WR | Christian Jones | Signed as Undrafted College Free Agent | | RB | Jay Ajayi | Placed on Injured Reserve Designated For Return |
| | WR | Nigel King | Signed as Undrafted College Free Agent | | QB | McLeod Bethel-Thompson | Signed to Practice Squad |
| | OL | Mike Liedtke | Signed as Undrafted College Free Agent | | C | Sam Brenner | Signed to Practice Squad |
| | LB | Jeff Luc | Signed as Undrafted College Free Agent | | DT | Deandre Coleman | Signed to Practice Squad |
| | DT | Ellis McCarthy | Signed as Undrafted College Free Agent | | LB | Mike Hull | Signed to Practice Squad |
| | DE | Kendall Montgomery | Signed as Undrafted College Free Agent | | TE | Tim Semisch | Signed to Practice Squad |
| | G | Dionte Savage | Signed as Undrafted College Free Agent | | TE | Jake Stoneburner | Signed to Practice Squad |
| | LB | Zach Vigil | Signed as Undrafted College Free Agent | | S | Cedric Thompson | Signed to Practice Squad |
| May 11 | OL | Aundrey Walker | Signed as Undrafted College Free Agent | September 7 | T | Aundrey Walker | Signed to Practice Squad |
| | TE | Tim Semisch | Signed as Undrafted College Free Agent | | RB | Rajion Neal | Signed to Practice Squad |
| | TE | Ryan Taylor | Waived | September 8 | WR | Uzoma Nwachukwu | Signed to Practice Squad |
| | OL | Donald Hawkins | Acquired from waivers (Dal.) | | T | Donald Hawkins | Signed to Practice Squad |
| | OL | Mark Asper | Waived | | T | Aundrey Walker | Released off Practice Squad |
| May 18 | QB | Ryan Tannehill | Signed Contract Extension | | S | Jonathan Dowling | Signed to Practice Squad |
| June 5 | LB | Jake Knott | Waived | | QB | McLeod Bethel-Thompson | Released off Practice Squad |
| June 8 | WR | Tommy Streeter | Signed as FA | September 9 | RB | Jonas Gray | Signed to Practice Squad |
| June 10 | DT | C.J. Mosley | Signed as UFA (Det.) | | RB | Rajion Neal | Released off Practice Squad |
| | DT | Kamal Johnson | Waived | September 11 | C | Sam Brenner | Signed to Active Roster from Practice Squad |
| July 23 | T | Mickey Baucus | Retired | | RB | Jonas Gray | Signed to Active Roster from Practice Squad |
| July 24 | QB | Josh Freeman | Released | | C/G | Jacques McClendon | Released |
| | | | | | QB | Logan Thomas | Released |



2015 MIAMI DOLPHINS TRANSACTIONS

| <u>DATE</u> | <u>POS.</u> | <u>PLAYER/COACH</u> | <u>TRANSACTION</u> | <u>DATE</u> | <u>POS.</u> | <u>PLAYER/COACH</u> | <u>TRANSACTION</u> |
|-------------|-------------|-----------------------|--|-------------|-------------|-----------------------|---|
| Sept. 14 | C/G | Jacques McClendon | Signed as FA | December 1 | C/G | Jacques McClendon | Signed as FA |
| | TE | Jake Stoneburner | Signed to Active Roster from Practice Squad | | LB | James-Michael Johnson | Waived |
| | C | Sam Brenner | Waived | | LB | Mike Hull | Signed to Practice Squad |
| | RB | Jonas Gray | Waived | | DT | Deandre Coleman | Signed to Practice Squad |
| | RB | LaMike James | Waived | | CB | Dax Swanson | Released off Practice Squad |
| Sept. 15 | RB | Raheem Mostert | Signed off Eagles Practice Squad | | DT | Robert Thomas | Signed off Patriots Practice Squad |
| | DT | Deandre Coleman | Released off Practice Squad | | DT | C.J. Mosley | Waived/Injured |
| | WR | Uzoma Nwachukwu | Released off Practice Squad | December 5 | DE | Jordan Williams | Signed to Active Roster from Practice Squad |
| Sept. 16 | C | Sam Brenner | Signed to Practice Squad | | TE | Brandon Williams | Waived |
| | DE | Emmanuel Dieke | Signed to Practice Squad | December 8 | TE | Brandon Williams | Signed as FA |
| | RB | Jonas Gray | Signed to Practice Squad | | S | Jordan Kovacs | Waived |
| | WR | Deon Long | Signed to Practice Squad | | DT | Robert Thomas II | Placed on Reserve/Injured List |
| | QB | Logan Thomas | Signed to Practice Squad | | CB | Dax Swanson | Signed to Practice Squad |
| Sept. 23 | RB | Jonas Gray | Signed to Active Roster from Practice Squad | December 9 | DT | Deandre Coleman | Signed to Active Roster from Practice Squad |
| | WR | Damarr Aultman | Signed to Practice Squad | | TE | Brandon Williams | Placed on Reserve/Injured List |
| | LB | Terrell Manning | Signed to Practice Squad | | DE | Damontre Moore | Awarded from waivers (NYG) |
| | WR | Deon Long | Released off Practice Squad | December 15 | C/G | Jacques McClendon | Waived |
| Sept. 26 | C | Sam Brenner | Signed to Active Roster from Practice Squad | | QB | Logan Thomas | Signed to Active Roster from Practice Squad |
| | C/G | Jacques McClendon | Released | | G/T | Jeff Linkenbach | Waived |
| Sept. 28 | G/T | Michael Liedtke | Signed to Practice Squad | | DE | Julius Warmesley | Signed to Practice Squad |
| Sept. 29 | WR | Marcus Lucas | Signed to Practice Squad | December 17 | CB | Tyler Patmon | Signed to Practice Squad |
| | LB | Terrell Manning | Released off Practice Squad | | RB | Trey Williams | Signed to Practice Squad |
| Sept. 30 | TE | Brandon Williams | Signed to Practice Squad | | DT | C.J. Mosely | Waived |
| | WR | Marcus Lucas | Released off Practice Squad | December 22 | LB | James-Michael Johnson | Signed as FA |
| October 5 | | Joe Philbin | Relieved of his duties as Head Coach | | C/G | Jacques McClendon | Signed as FA |
| | | Dan Campbell | Named Interim Head Coach | | G | Shelley Smith | Signed as FA |
| October 6 | G | Vinston Painter | Signed to Practice Squad | | LB | Chris McCain | Placed on Reserve/Injured List |
| | DE | Jordan Williams | Signed to Practice Squad | | LB | Koa Misi | Placed on Reserve/Injured List |
| | DE | Emmanuel Dieke | Released off Practice Squad | | RB | Jahwan Edwards | Signed to Practice Squad |
| | G/T | Michael Liedtke | Released off Practice Squad | December 26 | CB | Tyler Patmon | Signed to Active Roster from Practice Squad |
| October 7 | | Ben Johnson | Named Tight Ends Coach | | DE | Jordan Williams | Waived |
| | | Ken O'Keefe | Named Senior Offensive Assistant | December 28 | DE | Jordan Williams | Signed to Practice Squad |
| | | Al Saunders | Named Senior Offensive Assistant | January 2 | WR | Rishard Matthews | Placed on Reserve/Injured List |
| | | Mike Wahle | Named Assistant Tight Ends Coach | | LB | Mike Hull | Signed to Active Roster from Practice Squad |
| October 8 | | Lou Anarumo | Named Defensive Coordinator | January 4 | | Dennis Hickey | Parted ways |
| | | Jeff Burris | Named Assistant Defensive Backs Coach | | | Chris Grier | Named General Manager |
| October 12 | | Kevin Coyle | Relieved of his duties as Defensive Coordinator | | | | |
| October 14 | DB | Darren Rizzi | Named Assistant Head Coach/Special Teams Coordinator | | | | |
| October 19 | TE | Jonathan Dowling | Signed to Active Roster from Practice Squad | | | | |
| | DB | Brandon Williams | Signed to Active Roster from Practice Squad | | | | |
| October 20 | S | Jonathan Dowling | Waived | | | | |
| | CB | Trovon Reed | Signed to Practice Squad | | | | |
| | RB | Bronson Hill | Signed to Practice Squad | | | | |
| October 30 | S | Jonathan Dowling | Released off Practice Squad | | | | |
| October 31 | DE | Cameron Wake | Released off Practice Squad | | | | |
| | T | Ulrick John | Placed on Reserve/Injured List | | | | |
| November 2 | CB | Trovon Reed | Signed off Colts Practice Squad | | | | |
| | S | Shamiel Gary | Released off Practice Squad | | | | |
| | LB | Terrell Manning | Signed to Practice Squad | | | | |
| November 7 | RB | Jay Ajayi | Signed to Practice Squad | | | | |
| | C | Sam Brenner | Activated from Injured Reserve/Designated For Return | | | | |
| November 10 | C | Sam Brenner | Waived | | | | |
| | RB | Jonas Gray | Signed as FA | | | | |
| | T | Donald Hawkins | Waived | | | | |
| November 14 | LB | Mike Hull | Released off Practice Squad | | | | |
| | DT | A.J. Francis | Signed to Active Roster from Practice Squad | | | | |
| November 17 | LB | James-Michael Johnson | Waived | | | | |
| | C | Sam Brenner | Signed as FA | | | | |
| | DT | Deandre Coleman | Waived | | | | |
| | T | Chris Martin | Signed to Practice Squad | | | | |
| November 24 | TE | Tim Semisch | Signed to Practice Squad | | | | |
| | G | Antony Steen | Released off Practice Squad | | | | |
| | T | Chris Martin | Signed to Practice Squad | | | | |
| | DE | Quinton Coples | Released off Practice Squad | | | | |
| | CB | Zack Bowman | Awarded from waivers (NYJ) | | | | |
| November 25 | CB | Dax Swanson | Waived | | | | |
| | DT | Deandre Coleman | Signed to Practice Squad | | | | |
| November 28 | S | Shamiel Gary | Released off Practice Squad | | | | |
| | LB | Mike Hull | Signed to Active Roster from Practice Squad | | | | |
| November 30 | | Bill Lazor | Waived | | | | |
| | | Phil McGeoghan | Relieved of his duties as Offensive Coordinator | | | | |
| | | | Named Wide Receivers Coach | | | | |



2015 MIAMI DOLPHINS NUMERICAL ROSTER

(as of January 2, 2015 - visit Dolphins.com for most up to date roster)

| NO. | NAME | POS. | HT. | WT. | BIRTHDATE | EXP. | COLLEGE | HOMETOWN | HOW ACO. |
|-----|-----------------------|------|------|-----|-----------|------|-------------------------|----------------------|------------------|
| 3 | Andrew Franks | K | 6-1 | 205 | 1/11/93 | R | RPI '15 | Carmel, Calif. | FA, '15 |
| 4 | Matt Darr | P | 6-1 | 220 | 7/2/92 | R | Tennessee '15 | Bakersfield, Calif. | FA, '15 |
| 5 | Logan Thomas | QB | 6-6 | 250 | 7/1/91 | 2 | Virginia Tech '14 | Lynchburg, Va. | Wai., '15 (Ari.) |
| 8 | Matt Moore | QB | 6-3 | 220 | 8/9/84 | 9 | Oregon State '07 | Newhall, Calif. | UFA, '11 (Car.) |
| 10 | Kenny Stills | WR | 6-0 | 198 | 4/22/92 | 3 | Oklahoma '13 | Carlsbad, Calif. | T, 2015 (N.O.) |
| 11 | DeVante Parker | WR | 6-3 | 218 | 1/20/93 | R | Louisville '15 | Louisville, Ky. | D1, '15 |
| 14 | Jarvis Landry | WR | 5-11 | 202 | 11/28/92 | 2 | LSU '15 | Lutcher, La. | D2, '14 |
| 17 | Ryan Tannehill | QB | 6-4 | 220 | 7/27/88 | 4 | Texas A&M '12 | Big Spring, Texas | D1, '12 |
| 20 | Reshad Jones | S | 6-1 | 218 | 2/25/88 | 6 | Georgia '10 | Atlanta, Ga. | D5b, '10 |
| 21 | Brent Grimes | CB | 5-10 | 185 | 7/19/83 | 9 | Shippensburg '06 | Philadelphia, Pa. | UFA, '13 (Atl.) |
| 22 | Jamar Taylor | CB | 5-10 | 195 | 9/29/90 | 3 | Boise State '13 | San Diego, Calif. | D2, '13 |
| 23 | Jay Ajayi | RB | 6-0 | 228 | 6/15/93 | R | Boise State '15 | Plano, Texas | D5b, '15 |
| 24 | Brice McCain | CB | 5-9 | 190 | 12/10/86 | 7 | Utah '08 | Terrell, Texas | UFA, '15 (Pit.) |
| 26 | Lamar Miller | RB | 5-10 | 225 | 4/25/91 | 4 | Miami (FL) '13 | Miami, Fla. | D4, '12 |
| 27 | Shamuel Gary | S | 6-0 | 217 | 5/31/90 | 1 | Oklahoma State '14 | Tulsa, Okla. | FA, '15 |
| 28 | Bobby McCain | CB | 5-11 | 196 | 8/18/93 | R | Memphis '15 | Oxford, Ala. | D5a, '15 |
| 29 | Tyler Patmon | CB | 5-10 | 188 | 1/26/91 | 2 | Oklahoma State '14 | Round Rock, Texas | FA, '15 |
| 31 | Michael Thomas | S | 5-11 | 201 | 3/17/90 | 3 | Stanford '12 | Houston, Texas | FA, '13 |
| 34 | Damien Williams | RB | 5-11 | 225 | 4/3/92 | 2 | Oklahoma '14 | San Diego, Calif. | FA, '14 |
| 35 | Walt Aikens | S | 6-1 | 208 | 6/19/91 | 2 | Liberty '14 | Charlotte, N.C. | D4, '14 |
| 36 | Tony Lippett | CB | 6-3 | 200 | 7/2/92 | R | Michigan State '15 | Detroit, Mich. | 5d, '15 |
| 42 | Spencer Paysinger | LB | 6-2 | 250 | 6/28/88 | 5 | Oregon '10 | Los Angeles, Calif. | UFA, '15 (NYG) |
| 45 | Mike Hull | LB | 6-0 | 237 | 5/25/91 | R | Penn State '15 | Canonsburg, Pa. | FA, '15 |
| 46 | Neville Hewitt | LB | 6-2 | 235 | 4/6/93 | R | Marshall '15 | Conyers, Ga. | FA, '15 |
| 49 | Zach Vigil | LB | 6-2 | 240 | 3/28/91 | R | Utah State '15 | Clearfield, Utah | FA, '15 |
| 50 | Olivier Vernon | DE | 6-2 | 275 | 10/7/90 | 4 | Miami (FL) '13 | Miami, Fla. | D3a, '12 |
| 51 | Mike Pouncey | C | 6-5 | 305 | 7/24/89 | 5 | Florida '11 | Lakeland, Fla. | D1, '11 |
| 52 | Kelvin Sheppard | LB | 6-2 | 249 | 1/2/88 | 5 | LSU '11 | Stone Mountain, Ga. | FA, '14 |
| 53 | Jelani Jenkins | LB | 6-0 | 243 | 3/13/92 | 3 | Florida '13 | Olney, Md. | D4a, '13 |
| 56 | James-Michael Johnson | LB | 6-1 | 240 | 8/20/89 | 4 | Nevada '12 | Vallejo, Calif. | FA, '15 |
| 57 | Damontre Moore | DE | 6-5 | 250 | 9/11/92 | 3 | Texas A&M '13 | Rowlett, Texas | Wai., '15 (NYG) |
| 62 | Deandre Coleman | DT | 6-3 | 324 | 1/27/1991 | 1 | California '14 | Seattle, Wash. | FA, '15 |
| 63 | Dallas Thomas | G | 6-5 | 315 | 10/30/89 | 3 | Tennessee '13 | Baton Rouge, La. | D3a, '13 |
| 64 | Shelley Smith | G | 6-4 | 310 | 5/21/87 | 6 | Colorado State '10 | Phoenix, Ariz. | FA, '15 |
| 66 | Jacques McClendon | C/G | 6-3 | 320 | 12/10/87 | 4 | Tennessee '09 | Cleveland, Tenn. | FA, '15 |
| 68 | Ulrick John | T | 6-5 | 311 | 5/20/92 | 2 | Georgia State '14 | Hinesville, Ga. | FA, '15 |
| 70 | Ja'Wuan James | T | 6-6 | 315 | 6/3/92 | 2 | Tennessee '14 | Suwannee, Ga. | D1, '14 |
| 74 | Jason Fox | T | 6-6 | 310 | 5/2/88 | 6 | Miami (FL) '10 | Fort Worth, Texas | UFA, '14 (Det.) |
| 75 | Jamil Douglas | G | 6-4 | 310 | 2/28/92 | R | Arizona State '15 | Cypress, Calif. | D4, '15 |
| 76 | Branden Albert | T | 6-5 | 320 | 11/4/84 | 8 | Virginia '09 | Glen Burnie, Md. | UFA, '14 (K.C.) |
| 77 | Billy Turner | G | 6-5 | 302 | 10/17/91 | 1 | North Dakota State '14 | Shoreview, Minn. | D3, '14 |
| 78 | Terrence Fede | DE | 6-4 | 278 | 11/19/91 | 2 | Marist '14 | Nyack, N.Y. | D7, '14 |
| 79 | Derrick Shelby | DE | 6-2 | 280 | 3/4/89 | 4 | Utah '12 | Houston, Texas | FA, '12 |
| 80 | Dion Sims | TE | 6-4 | 268 | 2/18/91 | 3 | Michigan State '14 | Detroit, Mich. | D4b, '13 |
| 83 | Matt Hazel | WR | 6-1 | 205 | 1/23/92 | 1 | Coastal Carolina '14 | North Augusta, S.C. | D6, '14 |
| 84 | Jordan Cameron | TE | 6-5 | 260 | 8/7/88 | 5 | Southern California '10 | Newbury Park, Calif. | UFA, '15 (Cle.) |
| 85 | Greg Jennings | WR | 6-0 | 198 | 9/21/83 | 10 | Western Michigan '05 | Kalamazoo, Mich. | FA, '15 |
| 86 | Jake Stoneburner | TE | 6-3 | 250 | 8/25/89 | 2 | Ohio State '13 | Dublin, Ohio | FA, '14 |
| 90 | Earl Mitchell | DT | 6-3 | 310 | 9/25/87 | 6 | Arizona '10 | Houston, Texas | UFA, '14 (Hou.) |
| 92 | John Denney | LS | 6-5 | 252 | 12/13/78 | 11 | Brigham Young '05 | Thornton, Colo. | FA, '05 |
| 93 | Ndamukong Suh | DT | 6-4 | 320 | 1/6/87 | 6 | Nebraska '09 | Portland, Oregon | UFA, '15 (Det.) |
| 97 | Jordan Phillips | DT | 6-6 | 330 | 10/15/92 | R | Oklahoma '15 | Towanda, Kan. | D2, '15 |
| 98 | Quinton Coples | DE | 6-6 | 290 | 6/22/90 | 4 | North Carolina '12 | Kinston, N.C. | Wai., '15 (NYJ) |

RESERVE/INJURED

| NO. | NAME | POS. | HT. | WT. | BIRTHDATE | EXP. | COLLEGE | HOMETOWN | HOW ACO. | DATE PLACED |
|-----|------------------|------|------|-----|-----------|------|----------------------|-------------------------|----------|-------------|
| 18 | Rishard Matthews | WR | 6-0 | 217 | 10/12/89 | 4 | Nevada '12 | Santa Ana, Calif. | D7b, '12 | 1/2/16 |
| 25 | Louis Delmas | S | 5-11 | 208 | 4/12/87 | 6 | Western Michigan '09 | North Miami Beach, Fla. | FA, '14 | 8/25/15 |
| 55 | Koa Misi | LB | 6-3 | 255 | 1/17/87 | 6 | Utah '10 | Santa Rosa, Calif. | D2, '10 | 12/22/15 |
| 58 | Chris McCain | LB | 6-5 | 245 | 11/21/91 | 2 | California '14 | Greensboro, N.C. | FA, '14 | 12/22/15 |
| 88 | Brandon Williams | TE | 6-4 | 255 | 10/12/87 | 3 | Oregon '13 | Blue Island, Ill. | FA, '15 | 12/14/15 |
| 91 | Cameron Wake | DE | 6-3 | 270 | 1/30/82 | 7 | Penn State '05 | Hyattsville, Md. | FA, '09 | 10/31/15 |
| 96 | Robert Thomas II | DT | 6-3 | 325 | 2/18/91 | 1 | Arkansas '14 | Muskogee, Okla. | FA, '15 | 12/8/15 |

PRACTICE SQUAD

| NO. | NAME | POS. | HT. | WT. | DOB | EXP. | COLLEGE |
|-----|------------------|------|------|-----|----------|------|--------------------------|
| 16 | Herron, Robert | WR | 5-9 | 193 | 6/2/92 | 2 | Wyoming '14 |
| 30 | Swanson, Dax | CB | 5-11 | 190 | 3/21/91 | 3 | Sam Houston State '13 |
| 32 | Edwards, Jahwan | RB | 5-9 | 220 | 7/27/92 | R | Ball State '15 |
| 41 | Thompson, Cedric | S | 6-0 | 212 | 2/10/93 | R | Minnesota '15 |
| 47 | Manning, Terrell | LB | 6-2 | 237 | 4/16/90 | 3 | North Carolina State '12 |
| 65 | Steen, Anthony | G | 6-3 | 309 | 5/9/90 | 2 | Alabama '14 |
| 69 | Williams, Jordan | DE | 6-4 | 287 | 3/23/93 | R | Tennessee '15 |
| 71 | Painter, Vinston | G | 6-4 | 310 | 10/11/89 | 2 | Virginia Tech '14 |
| 73 | Warmsley, Julius | DE | 6-2 | 276 | 5/15/90 | 1 | Tulane '14 |



2015 MIAMI DOLPHINS ALPHABETICAL ROSTER

(as of January 2, 2015 - visit Dolphins.com for most up to date roster)

| NO. | NAME | POS. | HT. | WT. | BIRTHDATE | EXP. | COLLEGE | HOMETOWN | HOW ACO. |
|-----|------------------------|------|------|-----|-----------|------|-------------------------|----------------------|------------------|
| 35 | Aikens, Walt | S | 6-1 | 208 | 6/19/91 | 2 | Liberty '14 | Charlotte, N.C. | D4, '14 |
| 23 | Ajayi, Jay | RB | 6-0 | 228 | 6/15/93 | R | Boise State '15 | Plano, Texas | D5b, '15 |
| 76 | Albert, Branden | T | 6-5 | 320 | 11/4/84 | 8 | Virginia '09 | Glen Burnie, Md. | UFA, '14 (K.C.) |
| 84 | Cameron, Jordan | TE | 6-5 | 260 | 8/7/88 | 5 | Southern California '10 | Newbury Park, Calif. | UFA, '15 (Cle.) |
| 62 | Coleman, Deandre | DT | 6-3 | 324 | 1/27/91 | 1 | California '14 | Seattle, Wash. | FA, '15 |
| 98 | Coples, Quinton | DE | 6-6 | 290 | 6/22/90 | 4 | North Carolina '12 | Kinston, N.C. | Wai., '15 (NYJ) |
| 4 | Darr, Matt | P | 6-1 | 220 | 7/2/92 | R | Tennessee '15 | Bakersfield, Calif. | FA, '15 |
| 92 | Denney, John | LS | 6-5 | 252 | 12/13/78 | 11 | Brigham Young '05 | Thornton, Colo. | FA, '05 |
| 75 | Douglas, Jamil | G | 6-4 | 310 | 2/28/92 | R | Arizona State '15 | Cypress, Calif. | D4, '15 |
| 78 | Fede, Terrence | DE | 6-4 | 278 | 11/19/91 | 2 | Marist '14 | Nyack, N.Y. | D7, '14 |
| 74 | Fox, Jason | T | 6-6 | 310 | 5/2/88 | 6 | Miami (FL) '10 | Fort Worth, Texas | UFA, '14 (Det.) |
| 3 | Franks, Andrew | K | 6-1 | 205 | 1/11/93 | R | RPI '15 | Carmel, Calif. | FA, '15 |
| 27 | Gary, Shamiel | S | 6-0 | 217 | 5/31/90 | 1 | Oklahoma State '14 | Tulsa, Okla. | FA, '15 |
| 21 | Grimes, Brent | CB | 5-10 | 185 | 7/19/83 | 9 | Shippensburg '06 | Philadelphia, Pa. | UFA, '13 (Atl.) |
| 83 | Hazel, Matt | WR | 6-1 | 205 | 1/23/92 | 1 | Coastal Carolina '14 | North Augusta, S.C. | D6, '14 |
| 46 | Hewitt, Neville | LB | 6-2 | 235 | 4/6/93 | R | Marshall '15 | Conyers, Ga. | FA, '15 |
| 45 | Hull, Mike | LB | 6-0 | 237 | 5/25/91 | R | Penn State '15 | Cononsburg, Pa. | FA, '15 |
| 70 | James, Ja'Wuan | T | 6-6 | 315 | 6/3/92 | 2 | Tennessee '14 | Suwannee, Ga. | D1, '14 |
| 53 | Jenkins, Jelani | LB | 6-0 | 243 | 3/13/92 | 3 | Florida '13 | Olney, Md. | D4a, '13 |
| 85 | Jennings, Greg | WR | 6-0 | 198 | 9/21/83 | 10 | Western Michigan '05 | Kalamazoo, Mich. | FA, '15 |
| 68 | John, Ulrick | T | 6-5 | 311 | 5/20/92 | 2 | Georgia State '14 | Hinesville, Ga. | FA, '15 |
| 56 | Johnson, James-Michael | LB | 6-1 | 240 | 8/20/89 | 4 | Nevada '12 | Vallejo, Calif. | FA, '15 |
| 20 | Jones, Reshad | S | 6-1 | 218 | 2/25/88 | 6 | Georgia '10 | Atlanta, Ga. | D5b, '10 |
| 14 | Landry, Jarvis | WR | 5-11 | 202 | 11/28/92 | 2 | LSU '15 | Lutcher, La. | D2, '14 |
| 36 | Lippett, Tony | CB | 6-3 | 200 | 7/2/92 | R | Michigan State '15 | Detroit, Mich. | 5d, '15 |
| 28 | McCain, Bobby | CB | 5-11 | 196 | 8/18/93 | R | Memphis '15 | Oxford, Ala. | D5a, '15 |
| 24 | McCain, Brice | CB | 5-9 | 190 | 12/10/86 | 7 | Utah '08 | Terrell, Texas | UFA '15 (Pit.) |
| 66 | McClendon, Jacques | C/G | 6-3 | 320 | 12/10/87 | 4 | Tennessee '09 | Cleveland, Tenn. | FA, '15 |
| 26 | Miller, Lamar | RB | 5-10 | 225 | 4/25/91 | 4 | Miami (FL) '13 | Miami, Fla. | D4, '12 |
| 90 | Mitchell, Earl | DT | 6-3 | 310 | 9/25/87 | 6 | Arizona '10 | Houston, Texas | UFA, '14 (Hou.) |
| 57 | Moore, Damontre | DE | 6-5 | 250 | 9/11/92 | 3 | Texas A&M '13 | Rowlett, Texas | Wai., '15 (NYG) |
| 8 | Moore, Matt | QB | 6-3 | 220 | 8/9/84 | 9 | Oregon State '07 | Newhall, Calif. | UFA, '11 (Car.) |
| 11 | Parker, DeVante | WR | 6-3 | 218 | 1/20/93 | R | Louisville '15 | Louisville, Ky. | D1, '15 |
| 29 | Patmon, Tyler | CB | 5-10 | 188 | 1/26/91 | 2 | Oklahoma State '14 | Round Rock, Texas | FA, '15 |
| 42 | Paysinger, Spencer | LB | 6-2 | 250 | 6/28/88 | 5 | Oregon '10 | Los Angeles, Calif. | UFA, '15 (NYG) |
| 97 | Phillips, Jordan | DT | 6-6 | 330 | 10/15/92 | R | Oklahoma '15 | Towanda, Kan. | D2, '15 |
| 51 | Pouncey, Mike | C | 6-5 | 305 | 7/24/89 | 5 | Florida '11 | Lakeland, Fla. | D1, '11 |
| 79 | Shelby, Derrick | DE | 6-2 | 280 | 3/4/89 | 4 | Utah '12 | Houston, Texas | FA, '12 |
| 52 | Sheppard, Kelvin | LB | 6-2 | 249 | 1/2/88 | 5 | LSU '11 | Stone Mountain, Ga. | FA, '14 |
| 80 | Sims, Dion | TE | 6-4 | 268 | 2/18/91 | 3 | Michigan State '14 | Detroit, Mich. | D4b, '13 |
| 64 | Smith, Shelley | G | 6-4 | 310 | 5/21/87 | 6 | Colorado State '10 | Phoenix, Ariz. | FA, '15 |
| 10 | Stills, Kenny | WR | 6-0 | 198 | 4/22/92 | 3 | Oklahoma '13 | Carlsbad, Calif. | T, 2015 (N.O.) |
| 86 | Stoneburner, Jake | TE | 6-3 | 250 | 8/25/89 | 2 | Ohio State '13 | Dublin, Ohio | FA, '14 |
| 93 | Suh, Ndamukong | DT | 6-4 | 320 | 1/6/87 | 6 | Nebraska '09 | Portland, Oregon | UFA '15 (Det.) |
| 17 | Tannehill, Ryan | QB | 6-4 | 220 | 7/27/88 | 4 | Texas A&M '12 | Big Spring, Texas | D1, '12 |
| 22 | Taylor, Jamar | CB | 5-10 | 195 | 9/29/90 | 3 | Boise State '13 | San Diego, Calif. | D2, '13 |
| 63 | Thomas, Dallas | G | 6-5 | 315 | 10/30/89 | 3 | Tennessee '13 | Baton Rouge, La. | D3a, '13 |
| 5 | Thomas, Logan | QB | 6-6 | 250 | 7/1/91 | 2 | Virginia Tech '14 | Lynchburg, Va. | Wai., '15 (Ari.) |
| 31 | Thomas, Michael | S | 5-11 | 201 | 3/17/90 | 3 | Stanford '12 | Houston, Texas | FA, '13 |
| 77 | Turner, Billy | G | 6-5 | 302 | 10/17/91 | 1 | North Dakota State '14 | Shoreview, Minn. | D3, '14 |
| 50 | Vernon, Olivier | DE | 6-2 | 275 | 10/7/90 | 4 | Miami (FL) '13 | Miami, Fla. | D3a, '12 |
| 49 | Vigil, Zach | LB | 6-2 | 240 | 3/28/91 | R | Utah State '15 | Clearfield, Utah | FA, '15 |
| 34 | Williams, Damien | RB | 5-11 | 225 | 4/3/92 | 2 | Oklahoma '14 | San Diego, Calif. | FA, '14 |

| RESERVE/INJURED | | | | | | | | | |
|-----------------|-------------------|------|------|-----|-----------|------|----------------------|-------------------------|----------------------|
| NO. | NAME | POS. | HT. | WT. | BIRTHDATE | EXP. | COLLEGE | HOMETOWN | HOW ACO. DATE PLACED |
| 25 | Delmas, Louis | S | 5-11 | 208 | 4/12/87 | 6 | Western Michigan '09 | North Miami Beach, Fla. | FA, '14 8/25/15 |
| 18 | Matthews, Rishard | WR | 6-0 | 217 | 10/12/89 | 4 | Nevada '12 | Santa Ana, Calif. | D7b, '12 1/2/16 |
| 58 | McCain, Chris | LB | 6-5 | 245 | 11/21/91 | 2 | California '14 | Greensboro, N.C. | FA, '14 12/22/15 |
| 55 | Misi, Koa | LB | 6-3 | 255 | 1/17/87 | 6 | Utah '10 | Santa Rosa, Calif. | D2, '10 12/22/15 |
| 96 | Thomas II, Robert | DT | 6-3 | 325 | 2/18/91 | 1 | Arkansas '14 | Muskogee, Okla. | FA, '15 12/8/15 |
| 91 | Wake, Cameron | DE | 6-3 | 270 | 1/30/82 | 7 | Penn State '05 | Hyattsville, Md. | FA, '09 10/31/15 |
| 88 | Williams, Brandon | TE | 6-4 | 255 | 10/12/87 | 3 | Oregon '13 | Blue Island, Ill. | FA, '15 12/14/15 |

FLASHBACK...

TO THE 2015 MIAMI DOLPHINS SEASON



Week 1 at Washington - W, 17-10



Week 2 at Jacksonville - L, 20-23



Week 3 vs. Buffalo - L, 14-43



Week 4 vs. New York Jets (London) - L, 14-27



Week 6 at Tennessee - W, 38-10




Week 7 vs. Houston - W, 44-26



Week 8 at New England - L, 7-36



Week 9 at Buffalo - L, 17-33



Week 10 at Philadelphia - W, 20-19




Week 11 vs. Dallas - L, 14-24



Week 12 at New York Jets - L, 20-38



Week 13 vs. Baltimore - W, 15-13



Week 14 vs. New York Giants - L, 24-31



Week 15 at San Diego - L, 14-30



Week 16 vs. Indianapolis - L, 12-18



Week 17 vs. New England - W, 20-10



Dan Campbell Interim Head Coach

COLLEGE: TEXAS A&M
NFL: 16TH SEASON
DOLPHINS: FIFTH SEASON

PRO CAREER

Dan Campbell became the 11th head coach in Dolphins history when he was named the interim head coach on October 15, 2015. He became the third interim head coach in Dolphins history, following Jim Bates in 2004 and Todd Bowles in 2011.

At 39 years old, Campbell is the youngest head coach in the NFL. That distinction previously belonged to 43-year-old Mike McCoy of the San Diego Chargers. He also is the youngest head coach in Dolphins history. He took that title from Don Shula, who was 40 when he was hired in 1970. Additionally, he is one of nine NFL head coaches with NFL playing experience, and his 11 years in the league are second only to the 14 years of Dallas' Jason Garrett. The other NFL head coaches who played in the league: Bowles of the New York Jets (eight seasons), Ken Whisenhunt of the Tennessee Titans (8), Gary Kubiak of the Denver Broncos (9), Jack Del Rio of the Oakland Raiders (11), Ron Rivera of the Carolina Panthers (9), Sean Payton of the New Orleans Saints (1), and Jeff Fisher of the St. Louis Rams (5). It should be noted that Payton's NFL playing experience consisted of three games as a strike replacement player with the Chicago Bears in 1987.

Campbell served as Miami's tight ends coach for five seasons (2011-15). He originally joined the Dolphins prior to the 2010 season as a coaching intern/offense.

Campbell joined the Dolphins after 11 years of playing experience with the New York Giants (1999-2002), Dallas Cowboys (2003-05), Detroit Lions (2006-08) and New Orleans Saints (2009). A third-round selection of the Giants in the 1999 NFL draft, the former tight end appeared in a total of 114 games with 75 starts and caught 91 passes for 934 yards and 11 touchdowns.

Career record: 5-7.

PERSONAL

Campbell attended Texas A&M where he was a four-year letterwinner and agricultural development major. A native of Clifton, Texas, Campbell and his wife, Holly, have a son, Cody and a daughter, Piper.





2015 MIAMI DOLPHINS OFFENSIVE AND SPECIAL TEAMS COACHES



JOHN BENTON
OFFENSIVE LINE

Born December 13, 1963, Los Angeles, Calif. Offensive lineman Colorado State 1986-90. No pro playing experience. College coach: California University (Pa.) 1990-94, Colorado State 1996-2003. Pro coach: St. Louis Rams 2004-05, Houston Texans 2006-13, joined Dolphins in 2014.



JACK BICKNELL JR.
ASSISTANT OFFENSIVE LINE

Born February 7, 1963, North Plainfield, N.J. Center Boston College 1981-85. No pro playing experience. College coach: Boston College 1985-86, 2007-08, New Hampshire 1987-96, Louisiana Tech 1997-2006. Pro coach: New York Giants 2009-11, Kansas City Chiefs 2012, Pittsburgh Steelers 2013, joined Dolphins in 2014.



BEN JOHNSON
TIGHT ENDS

Born May 11, 1986, Charleston, S.C. Quarterback North Carolina 2004-08. No pro playing experience. College coach: Boston College 2010-11. Pro coach: Joined Dolphins in 2012.



BEN MARTIN
OFFENSIVE ASSISTANT

Born May 3, 1983, Danvers, Mass. Offensive lineman Trinity 2002-05. No Pro playing experience. College coach: Curry College (MA) 2007, Merrimack College (MA) 2008-09, Texas A&M 2010-11, Princeton 2012, Wagner 2013. Pro coach: Joined Dolphins in 2014.



AL SAUNDERS
SENIOR OFFENSIVE ASSISTANT

Born February 1, 1947, London, England. Defensive back San Jose State 1966-68. No Pro playing experience. College coach: USC 1970-71, Missouri 1972, Utah State 1973-75, California 1976-81, Tennessee 1982. Pro coach: San Diego Chargers 1983-88, Kansas City Chiefs 1989-98, St. Louis Rams 1999-00, Chiefs 2001-05, Washington Redskins 2006-07, Rams 2008, Baltimore Ravens 2009-10, Oakland Raiders 2011-14, Joined Dolphins in 2015.



MIKE WAHLE
ASSISTANT TIGHT ENDS

Born March 29, 1977, Portland, Ore. Offensive lineman Navy 1995-98. Pro offensive lineman Green Bay 1998-04, Carolina 2005-07, Seattle 2008. No college coaching. Pro coach: Joined Dolphins in 2015.



PHIL MCGEOGHAN
WIDE RECEIVERS

Born July 8, 1979, in Springfield, Mass. Wide receiver Maine 1998-2000. Pro wide receiver Denver Broncos 2001. College coach: Maine 2007, Naval Academy Prep 2008, South Florida 2009-11. Pro coach: Joined Dolphins in 2012.



JEFF NIXON
RUNNING BACKS

Born October 16, 1974, Rochester, Pa. Running back West Virginia 1993-94, Penn State 1996. No pro playing experience. College coach: Penn State 1997, Princeton 1998, Shippensburg 1999-2002, Tennessee-Chattanooga 2003-05, Temple 2006. Pro Coach: Philadelphia Eagles 2007-10, joined Dolphins in 2011.



KEN O'KEEFE
SENIOR OFFENSIVE ASSISTANT

Born August 18, 1953, Milford, Conn. No pro playing experience. College coach: New Haven 1976-77, Allegheny 1986-97, Fordham 1998, Iowa 1999-2011. Pro coach: Joined Dolphins in 2012.



ZAC TAYLOR
QUARTERBACKS

Born May 10, 1983, Norman, Okla. Quarterback Nebraska 2005-06. Pro quarterback Tampa Bay Buccaneers 2007. College coach: Texas A&M 2011. Pro coach: Joined Dolphins in 2012.



DARREN RIZZI
**ASSISTANT HEAD COACH/
SPECIAL TEAMS COORDINATOR**

Born July 21, 1970, Hillsdale, N.J. Tight end Rhode Island 1988-91. College coach: Rhode Island 1992, Colgate 1993, New Haven 1993-97, Northeastern 1998, New Haven 1999-2001 (head coach), Rutgers 2002-07, Rhode Island 2008 (head coach). Pro coach: Joined Dolphins in 2009.



MARWAN MAALOUF
ASSISTANT SPECIAL TEAMS

Born November 26, 1976, Strongsville, Ohio. Guard Baldwin Wallace 1997-99. No pro playing experience. College coach: Baldwin Wallace 2000, Fordham 2001, Rutgers 2002-03. Pro coach: Cleveland Browns 2004-06, Baltimore Ravens 2008-11, Indianapolis Colts 2012, joined Dolphins in 2013.




2015 MIAMI DOLPHINS DEFENSIVE AND STRENGTH AND CONDITIONING COACHES



LOU ANARUMO

DEFENSIVE COORDINATOR

Born August 18, 1966, Staten Island, N.Y. Attended Wagner. No college or pro playing experience. College coach: U.S. Merchant Marine Academy 1989-90, 1992-94, Wagner 1990, Syracuse 1990-91, Harvard 1995-2000, Marshall 2001-03, Purdue 2004-11. Pro coach: Joined Dolphins in 2012.



BLUE ADAMS

ASSISTANT DEFENSIVE BACKS

Born October 15, 1979, Miami, Fla. Defensive back Cincinnati 1998-2003. Pro defensive back New York Giants/Jacksonville Jaguars 2003, Rhein Fire 2004, Tampa Bay Buccaneers 2005-06, Cincinnati Bengals 2007. College coach: Purdue 2010, Northern Iowa 2011. Pro coach: Joined Dolphins in 2012.



CHARLIE BULLEN

ASSISTANT DEFENSIVE LINE


Born September 28, 1984, Palatine, Ill. Attended Iowa. No college or pro playing experience. College coach: Iowa 2007-11. Pro coach: Joined Dolphins in 2012.



JEFF BURRIS

ASSISTANT DEFENSIVE BACKS

Born June 6, 1972, Rock Hill, S.C. Defensive back Notre Dame 1990-93. Pro defensive back Buffalo Bills 1994-97, Indianapolis Colts 1998-2001, Cincinnati Bengals 2002-03. College coach: Massachusetts 2012. Pro Coach: Sacramento Mountain Lions (UFL) 2011, joined Dolphins in 2013.



DAVID CORRAO

ASSISTANT LINEBACKERS

Born June 11, 1974, Mission Viejo, Calif. Running back San Diego 1992. No pro playing experience. College coach: Syracuse 2000-03, Northeastern 2004, Mississippi 2005-07. Pro coach: Joined Dolphins in 2008.



MARK DUFFNER

LINEBACKERS

Born July 19, 1953, Annandale, Va. Defensive lineman William & Mary 1972-74. No pro playing experience. College coach: Ohio State 1975-76, Cincinnati 1977-80, Holy Cross 1981-91 (HC 1986-91), Maryland 1992-96 (HC). Pro coach: Cincinnati Bengals 1997-02, Green Bay Packers 2003-05, Jacksonville Jaguars 2006-13, joined Dolphins in 2014.



TERRELL WILLIAMS

DEFENSIVE LINE


Born June 19, 1974, Los Angeles, Calif. Nose guard East Carolina 1995-98. No pro playing experience. College coach: Fort Scott CC 1998, North Carolina A&T 1999-2001, Youngstown State 2002-03, Akron 2004-05, Purdue 2006-09, Texas A&M 2010-11, Florida 2015. Pro coach: Oakland Raiders 2012-14, joined Dolphins in 2015.



DARREN KREIN

HEAD STRENGTH & CONDITIONING

Born July 7, 1971, Aurora, Colo. Linebacker/defensive end Miami 1989-93. Pro linebacker San Diego Chargers 1994, Barcelona Dragons (NFL) 1996. Pro coach: Seattle Seahawks 1997-98, 2002-09, joined Dolphins in 2011.



DAVE PULOKA

ASST. STRENGTH AND CONDITIONING

Born January 12, 1979, Arlington, Mass. Linebacker Holy Cross 1997-2000. No pro playing experience. College coach: Stevens Institute of Technology 2005, Virginia 2006. Pro coach: Atlanta Falcons 2007, joined Dolphins in 2008.



JAY KAISER

ASSISTANT TO THE HEAD COACH

Born April 8, 1974, Liberal, Kansas. Attended Bethany. No college or pro playing experience. College coach: Bethany 1993-96, Northwest Missouri State 1997-98, Northern Iowa 1999, Toledo 2001, Kansas State 2002-08. Pro coach: Tampa Bay Buccaneers 2009-11, joined Dolphins in 2012.