



2014 Miami Dolphins Postseason Guide



TABLE OF CONTENTS

2014 MIAMI DOLPHINS SEASON SCHEDULE	4-5
STEPHEN ROSS BIO	6
DENNIS HICKEY AND JOE PHILBIN BIOS	7
2014 MIAMI DOLPHINS OFFENSIVE/SPECIAL TEAMS COACHES BIOS	8
2014 MIAMI DOLPHINS DEFENSIVE/STRENGTH COACHES BIOS	9
2015 MIAMI DOLPHINS OPPONENTS AND TENTATIVE DRAFT ORDER	10-11
MILESTONES RECORDED IN 2014	12-13
2014 NFL RANKINGS	14
NFL STANDINGS	15
DOLPHINS LEAGUE LEADERS/DOLPHINS STATISTICS	16
DOLPHINS TEAM RANKINGS AND INDIVIDUAL TEAM LEADERS	17
2014 MIAMI DOLPHINS DRAFT CLASS	18
2014 MIAMI DOLPHINS OFF-SEASON RECAP	19
TEAM NOTES/INDIVIDUAL PLAYER NOTES	20-36
DOLPHINS RECORD BOOK	37
POSITION-BY-POSITION BREAKDOWN	38-40
DOLPHINS CYCLING CHALLENGE SAVE THE DATE	41
MIAMI DOLPHINS IN THE COMMUNITY THIS SEASON	42-43
SUN LIFE STADIUM MODERNIZATION	44-45
DOLPHINS ON THE AIR THIS SEASON	46
MIAMI DOLPHINS MEDIA WORKROOM ACCESS/PARKING INFO	47
2014 MIAMI DOLPHINS GAME RECAPS	48-79
2014 MIAMI DOLPHINS TRANSACTIONS	80-81
2014 MIAMI DOLPHINS NUMERICAL ROSTER	82
2014 MIAMI DOLPHINS ALPHA ROSTER	83
2014 MIAMI DOLPHINS TENTATIVE DEPTH CHART/PRONUNCIATION GUIDE	84
FLASHBACK TO...	85
2014 SUPPLEMENTAL STATS	
2014 NFL STATISTICS	
2014 UPDATED PLAYER BIOS	



2014 SCHEDULE

AUG SEP

2015

IMPORTANT DATES

FEBRUARY 16

FIRST DAY FOR CLUBS TO
DESIGNATE FRANCHISE OR
TRANSITION PLAYERS

MARCH 2

DEADLINE FOR CLUBS TO
DESIGNATE FRANCHISE OR
TRANSITION PLAYERS

MARCH 7-10

TEAM CAN CONTACT FREE
AGENTS BUT CAN'T SIGN
CONTRACTS

MARCH 10

NFL NEW YEAR BEGINS
FREE AGENCY STARTS AT 4
P.M. (EST)

MARCH 22-25

NFL ANNUAL MEETING,
PHOENIX, ARIZONA

APRIL 6

TEAMS WITH NEW HEAD
COACHES CAN BEGIN OFF-
SEASON PROGRAM

APRIL 20

TEAMS WITH RETURNING
HEAD COACHES CAN
BEGIN OFF-SEASON
PROGRAM

APRIL 30-MAY 2

2015 NFL DRAFT, CHICAGO,
ILLINOIS

MAY 8 - 11


FIRST WEEKEND FOR
ROOKIE MINI-CAMP


MAY 15-18


SECOND WEEKEND FOR
ROOKIE MINI-CAMP


MAY 18-20


NFL SPRING LEAGUE
MEETING, SAN
FRANCISCO, CALIFORNIA


8	
	@ Atlanta Falcons
	Georgia Dome - 7 P.M.
	Atlanta 16, Miami 10


7	
	New England Patriots
	Sun Life Stadium
	Miami 33, New England 20


16	
	@ Tampa Bay Buccaneers
	Raymond James Stadium
	Miami 20, Tampa Bay 14

14	
	@ Buffalo Bills
	Ralph Wilson Stadium
	Buffalo 29, Miami 10

23	
	Dallas Cowboys
	Sun Life Stadium
	Miami 25, Dallas 20

21	
	Kansas City Chiefs
	Sun Life Stadium
	Kansas City 34, Miami 15

28	
	St. Louis Rams
	Sun Life Stadium
	Miami 14, St. Louis 13

28	
	@ Oakland Raiders
	Wembley Stadium (London)
	Miami 38, Oakland 14

PRESEASON

REGULAR SEASON — AWAY

REGULAR SEASON — HOME




2014 SCHEDULE


OCT


NOV


DEC


5
Bye Week


2	
	San Diego Chargers
	Sun Life Stadium
	Miami 37, San Diego 0


1	
	@ New York Jets
	Met Life Stadium
	Miami 16, New York 13


12		
	Green Bay Packers	
	Sun Life Stadium	
	Green Bay 27, Miami 24	


9	
	@ Detroit Lions
	Ford Field
	Detroit 20, Miami 16


7		
	Baltimore Ravens	
	Sun Life Stadium	
	Baltimore 28, Miami 13	


19	
	@ Chicago Bears
	Soldier Field
	Miami 27, Chicago 14

13	
	Buffalo Bills
	Sun Life Stadium
	Miami 22, Buffalo 9


14	
	@ New England Patriots
	Gillette Stadium
	New England 41, Miami 13

26	
	@ Jacksonville Jaguars
	EverBank Field
	Miami 27, Jacksonville 13

23	
	@ Denver Broncos
	Sports Authority Field at Mile High
	Denver 39, Miami 36

21		
	Minnesota Vikings	
	Sun Life Stadium	
	Miami 37, Minnesota 35	

All Dolphins home and away games can be heard on WBGG-FM (Big 105.9) and WINZ-AM (940 – The Sports Animal), the flagship stations of the Miami Dolphins Radio Network, Dolphins.com and throughout South and Central Florida on the more than 12 stations that make up the Miami Dolphins Radio Network. In addition to the game broadcasts, two hour pregame and postgame shows round out “Dolphins Game Day Live” coverage on WBGG, WINZ, the Miami Dolphins Radio Network and Dolphins.com.

28	
	New York Jets
	Sun Life Stadium
	New York 37, Miami 24

PRESEASON

REGULAR SEASON — AWAY

REGULAR SEASON — HOME



Stephen Ross

Chairman of the Board/ Managing General Partner

COLLEGE: MICHIGAN
NFL: SEVENTH SEASON
DOLPHINS: SEVENTH SEASON

Stephen M. Ross, Chairman and Founder of Related Companies – an international real estate firm – began his ownership interest in the Miami Dolphins in February of 2008 when he became a 50 percent partner with H. Wayne Huizenga in the team, Sun Life Stadium and the surrounding developable land. He increased that share to a 95 percent ownership of the team and the stadium on January 20, 2009 and assumed the responsibility of Managing General Partner of both the Dolphins and the stadium, which culminated one of his longheld dreams; Mr. Ross grew up in South Florida and the Dolphins have been a lifetime passion for him.

Under Mr. Ross' leadership, the Dolphins have become one of the most fan-friendly teams in the National Football League. They have significantly expanded the Miami Dolphins Foundation's presence in the South Florida community with a host of new civic and charitable initiatives. Additionally, Mr. Ross reached a unique agreement with Miami-Dade County in June of 2014 to modernize the home stadium of the Miami Dolphins. The performance-based arrangement provides for the stadium to be comprehensively modernized without County funds, and – upon completion of the project – makes the stadium eligible for economic incentives when it delivers world-class events, such as Super Bowls, college football championships, college football semifinals, World Cup soccer matches, as well as other international soccer events. Mr. Ross has also improved the gameday experience for stadium patrons by upgrading all facets of stadium operations and by introducing best-in-class amenities and activities that have changed the way fans experience live sports in South Florida. On the football side, Mr. Ross has lived up to his pledge to provide the coaches, staff and players all of the necessary resources to build a winning team, including a multi-million dollar renovation of the club's training facility over the past two seasons.

In 2012, Mr. Ross and Matt Higgins founded RSE Ventures, a multi-national sports and entertainment venture firm with a focus on new technologies. Today, RSE Ventures owns and operates a diverse group of companies in four interrelated verticals: Sports, Entertainment, Digital, and New Ventures. In addition to building businesses, RSE also actively invests in early stage companies through its partnership with marketing expert and serial entrepreneur, Gary Vaynerchuk. VaynerRSE focuses on teams building tomorrow's companies through unique consumer insight and relentless drive.

Mr. Ross, a resident of Palm Beach and New York, formed Related in 1972. Today, the company is considered the most prominent privately owned real estate firm in the United States, with expertise in fund management, development, acquisitions, property management, marketing and sales. Related is one of the largest owners of affordable housing, has real estate assets valued at \$15 billion and has developed \$22 billion in real estate assets including the landmark Time Warner Center and Hudson Yards development in New York City, and CityPlace in West Palm Beach.

Mr. Ross graduated from the University of Michigan with a Bachelor of Business Administration degree and from Wayne State University

Law School with a Juris Doctor degree. He later received a Master of Laws in Taxation from New York University School of Law. In 2004, the University of Michigan renamed its business school the Stephen M. Ross School of Business at the University of Michigan and in 2011, the school awarded him an honorary Doctor of Laws degree at its commencement.

Mr. Ross is Chairman of the Board of Directors of Equinox Holdings, Inc., and serves on the Executive Committee and is a trustee of Lincoln Center. In addition, he is a trustee of New York-Presbyterian Hospital and the Guggenheim Foundation. He also is a director on the board of the Culture Shed and the Jackie Robinson Foundation and Chair Emeritus of the Real Estate Board of New York (REBNY), the city's leading real estate trade association. Mr. Ross is also a director on the board of the World Resources Institute (WRI) and recently established the WRI Ross Center for Sustainable Cities, an innovative new initiative to integrate urban planning, sustainable transport, energy and climate change, water resources, and governance.

Over the years, Mr. Ross has received numerous honors for his business, civic, and philanthropic activities. Most recently, he was named a New York Power Player by the New York Times, the Most Powerful Person in New York Real Estate by the New York Observer, Multi-Family Property Executive of the Year by Commercial Property News, and Housing Person of the Year by the National Housing Conference. He also received The National Building Museum Honor Award, REBNY's Harry B. Helmsley Distinguished New Yorker Award and the Jack D. Weiler Award from United Jewish Appeal. Crain's New York named Mr. Ross one of the 100 Most Influential Leaders in Business and he was recognized by NYC & Company with its Leadership in Tourism Award.

In May of 2013, Mr. Ross pledged to give more than half of his estate to philanthropic causes and charitable organizations, including some based in South Florida. The commitment was made through the Giving Pledge, a long-term global initiative created by Warren Buffett and Bill and Melinda Gates that aims to inspire deeper engagement in philanthropy and increase charitable giving globally.

In February of 2014, Mr. Ross spearheaded a white paper with the NYU Sports and Society program, headed by University Professor Arthur R. Miller and NYU Law Dean and founder of the Sports and Society Program Trevor Morrison, examining the phenomenon of intolerant behavior in sports, and proposing a comprehensive range of initiatives focused on youth athletics to combat them. Mr. Ross is working with Morrison, Miller a team of NYU Law faculty, alumni, and students, as well as faculty affiliated with NYU to work on a range of linked projects examining the issue.





Dennis Hickey General Manager

COLLEGE: TULSA
NFL: 19TH SEASON
DOLPHINS: FIRST SEASON

PRO CAREER

Miami Dolphins Chairman of the Board and Managing General Partner Stephen Ross announced on January 26, 2014 that Dennis Hickey has been named the team's General Manager. Hickey brings 18 years of scouting and personnel experience to his new role with the Dolphins. He will oversee all aspects of football operations, reporting directly to Mr. Ross. Head Coach Joe Philbin will continue to oversee his coaching staff and report directly to Mr. Ross as well. Hickey joins the Dolphins from the Tampa Bay Buccaneers, where he spent the past 18 seasons with the team in a wide variety of personnel roles. Hickey served as the Director of Pro Personnel for the past three seasons (2011-13). Previously, Hickey served as the Buccaneers' Director of College Scouting (2005-10) and Midwest Scout (1998-04). During that time, he was a part of the Buccaneers organization that claimed the franchise's first Super Bowl championship in 2002. Hickey originally joined the Buccaneers as Pro Personnel Assistant in Tampa Bay's scouting department (1996-97).

BACKGROUND

Prior to joining the Buccaneers, Hickey spent two years (1994-95) as an assistant coach at Blinn Junior College in Brenham, Texas. At Blinn, he coached the defensive backs and was responsible for recruiting in the state of Texas. Hickey played collegiately at Coffeyville Community College, where he was an Academic All-American and team captain. He also was a three-year starter at the University of Tulsa where he received his bachelor's degree in 1994.

PERSONAL

He and his wife, Stephanie, have one daughter, Breanna, and one son, Barrett.



Joe Philbin Head Coach

COLLEGE: WASHINGTON & JEFFERSON
NFL: 11TH SEASON
DOLPHINS: THIRD SEASON

PRO CAREER

Joe Philbin Became the ninth coach in Dolphins history on January 20, 2012. Philbin joined Miami after serving as the offensive coordinator with the Green Bay Packers from 2007-11. During that era, his offense ranked in the top 10 in points scored and total yards every season. In five seasons at the helm of the Packers' prolific offense, the team scored 2,263 points (third in the NFL during that span). In 2011, the Packers set franchise records for victories (15), points (560) and total yards (6,357). The 560 points ranked second in NFL history. In 2008-09, the Packers became the first team in league annals to have a 4,000-yard passer (Aaron Rodgers), a 1,200-yard rusher (Ryan Grant) and two 1,000-yard receivers (Greg Jennings, Donald Driver) in consecutive seasons. Philbin joined the Packers in 2003 as an assistant offensive line coach. He served as the tight ends/assistant offensive line coach from 2004-05 and offensive line coach in 2006. His career record: 23-25.

BACKGROUND

Philbin played one year at Washington & Jefferson, where he earned his degree in sociology. He has coached collegiately at Tulane (1984-85), Worcester Polytechnic Institute (1986-87), Allegheny (1990-93), Ohio (1994), Northeastern (1995-96), Harvard (1997-98) and Iowa (1999-2002).

PERSONAL

Born July 2, 1961 in Springfield, Mass. He and his wife Diane have six children: Matthew, John, Kevin, Tim, Colleen and a deceased son, Michael.





2014 MIAMI DOLPHINS OFFENSIVE AND SPECIAL TEAMS COACHES



BILL LAZOR
OFFENSIVE COORDINATOR
Born June 14, 1972, Scranton, Pa. Quarterback Cornell 1990-93. No pro playing experience. College coach: Cornell 1994-2000, Buffalo 2001-02, Virginia 2010-12. Pro coach: Atlanta Falcons 2003, Washington Redskins 2004-07, Seattle Seahawks 2008-09, Philadelphia Eagles 2013, joined Dolphins in 2014.




PHIL MCGEOGHAN
ASSISTANT WIDE RECEIVERS
Born July 8, 1979, in Springfield, Mass. Wide receiver Maine 1998-2000. Pro wide receiver Denver Broncos 2001. College coach: Maine 2007, Naval Academy Prep 2008, South Florida 2009-11. Pro coach: Joined Dolphins in 2012.



JOHN BENTON
OFFENSIVE LINE
Born December 13, 1963, Los Angeles, Calif. Offensive lineman Colorado State 1986-90. No pro playing experience. College coach: California University (Pa.) 1990-94, Colorado State 1996-2003. Pro coach: St. Louis Rams 2004-05, Houston Texans 2006-13, joined Dolphins in 2014.



JEFF NIXON
RUNNING BACKS
Born October 16, 1974, Rochester, Pa. Running back West Virginia 1993-94, Penn State 1996. No pro playing experience. College coach: Penn State 1997, Princeton 1998, Shippensburg 1999-2002, Tennessee-Chattanooga 2003-05, Temple 2006. Pro Coach: Philadelphia Eagles 2007-10, joined Dolphins in 2011.



JACK BICKNELL JR.
ASSISTANT OFFENSIVE LINE
Born February 7, 1963, North Plainfield, N.J. Center Boston College 1981-85. No pro playing experience. College coach: Boston College 1985-86, 2007-08, New Hampshire 1987-96, Louisiana Tech 1997-2006. Pro coach: New York Giants 2009-11, Kansas City Chiefs 2012, Pittsburgh Steelers 2013, joined Dolphins in 2014.



KEN O'KEEFE
WIDE RECEIVERS
Born August 18, 1953, Milford, Conn. No pro playing experience. College coach: New Haven 1976-77, Allegheny 1986-97, Fordham 1998, Iowa 1999-2011. Pro coach: Joined Dolphins in 2012.



DAN CAMPBELL
TIGHT ENDS
Born April 13, 1976, Clifton, Texas. Tight end Texas A&M 1994-98. Pro tight end New York Giants 1999-2002, Dallas Cowboys 2003-05, Detroit Lions 2006-08, New Orleans Saints 2009. Pro coach: Joined Dolphins in 2010.



ZAC TAYLOR
QUARTERBACKS
Born May 10, 1983, Norman, Okla. Quarterback Nebraska 2005-06. Pro quarterback Tampa Bay Buccaneers 2007. College coach: Texas A&M 2011. Pro coach: Joined Dolphins in 2012.



BEN JOHNSON
ASSISTANT QUARTERBACKS
Born May 11, 1986, Charleston, S.C. Quarterback North Carolina 2004-08. No Pro playing experience. College coach: Boston College 2010-11. Pro coach: Joined Dolphins in 2012.



DARREN RIZZI
SPECIAL TEAMS COORDINATOR
Born July 21, 1970, Hillsdale, N.J. Tight end Rhode Island 1988-91. College coach: Rhode Island 1992, Colgate 1993, New Haven 1993-97, Northeastern 1998, New Haven 1999-2001 (head coach), Rutgers 2002-07, Rhode Island 2008 (head coach). Pro coach: Joined Dolphins in 2009.



BEN MARTIN
OFFENSIVE ASSISTANT
Born May 3, 1983, Danvers, Mass. Offensive lineman Trinity 2002-05. No Pro playing experience. College coach: Curry College (MA) 2007, Merrimack College (MA) 2008-09, Texas A&M 2010-11, Princeton 2012, Wagner 2013. Pro coach: Joined Dolphins in 2014.



MARWAN MAALOUF
ASSISTANT SPECIAL TEAMS
Born November 26, 1976, Strongsville, Ohio. Guard Baldwin Wallace 1997-99. No pro playing experience. College coach: Baldwin Wallace 2000, Fordham 2001, Rutgers 2002-03. Pro coach: Cleveland Browns 2004-06, Baltimore Ravens 2008-11, Indianapolis Colts 2012, joined Dolphins in 2013.



2014 MIAMI DOLPHINS DEFENSIVE AND STRENGTH AND CONDITIONING COACHES



KEVIN COYLE

DEFENSIVE COORDINATOR

Born January 14, 1956, Staten Island, N.Y. Defensive back Massachusetts 1975-77. No pro playing experience. College coach: Cincinnati 1978-79, Arkansas 1980, U.S. Merchant Marine Academy 1981, Holy Cross 1982-90, Syracuse 1991-93, Maryland 1994-96, Fresno State 1997-2000. Pro coach: Cincinnati Bengals 2001-11, joined Dolphins in 2012.



MARK DUFFNER

LINEBACKERS

Born July 19, 1953, Annandale, Va. Defensive lineman William & Mary 1972-74. No pro playing experience. College coach: Ohio State 1975-76, Cincinnati 1977-80, Holy Cross 1981-91 (HC 1986-91), Maryland 1992-96 (HC). Pro coach: Cincinnati Bengals 1997-02, Green Bay Packers 2003-05, Jacksonville Jaguars 2006-13, joined Dolphins in 2014.



BLUE ADAMS

ASSISTANT DEFENSIVE BACKS


Born October 15, 1979, Miami, Fla. Defensive back Cincinnati 1998-2003. Pro defensive back New York Giants/Jacksonville Jaguars 2003, Rhein Fire 2004, Tampa Bay Buccaneers 2005-06, Cincinnati Bengals 2007. College coach: Purdue 2010, Northern Iowa 2011. Pro coach: Joined Dolphins in 2012.



KACY RODGERS

DEFENSIVE LINE

Born June 24, 1969, Humboldt, Tenn. Linebacker/defensive end Tennessee 1988-91. Pro linebacker Shreveport Pirates (CFL) 1994. College coach: Tennessee-Martin 1994-97, Louisiana-Monroe 1998, Middle Tennessee State 1999-2001, Arkansas 2002. Pro coach: Dallas Cowboys 2003-07, joined Dolphins in 2008.



LOU ANARUMO

DEFENSIVE BACKS


Born August 18, 1966, Staten Island, N.Y. Attended Wagner. No college or pro playing experience. College coach: U.S. Merchant Marine Academy 1989-90, 1992-94, Wagner 1990, Syracuse 1990-91, Harvard 1995-2000, Marshall 2001-03, Purdue 2004-11. Pro coach: Joined Dolphins in 2012.



DARREN KREIN

HEAD STRENGTH & CONDITIONING


Born July 7, 1971, Aurora, Colo. Linebacker/defensive end Miami 1989-93. Pro linebacker San Diego Chargers 1994, Barcelona Dragons (NFL) 1996. Pro coach: Seattle Seahawks 1997-98, 2002-09, joined Dolphins in 2011.



CHARLIE BULLEN

ASSISTANT DEFENSIVE LINE

Born September 28, 1984, Palatine, Ill. Attended Iowa. No college or pro playing experience. College coach: Iowa 2007-11. Pro coach: Joined Dolphins in 2012.



DAVE PULOKA

ASST. STRENGTH AND CONDITIONING


Born January 12, 1979, Arlington, Mass. Linebacker Holy Cross 1997-2000. No pro playing experience. College coach: Stevens Institute of Technology 2005, Virginia 2006. Pro coach: Atlanta Falcons 2007, joined Dolphins in 2008.



JEFF BURRIS

DEFENSIVE ASSISTANT

Born June 6, 1972, Rock Hill, S.C. Defensive back Notre Dame 1990-93. Pro defensive back Buffalo Bills 1994-97, Indianapolis Colts 1998-2001, Cincinnati Bengals 2002-03. College coach: Massachusetts 2012. Pro Coach: Sacramento Mountain Lions (UFL) 2011, joined Dolphins in 2013.



DAVE REGAN

SPORTS SCIENCE ANALYST

Born April 10, 1986, Melbourne, Australia. Attended Australian Catholic University. No college or pro playing experience. Australian Football League coach: Port Adelaide Football Club 2010-14. Pro coach: Joined Dolphins in 2014.



DAVID CORRAO

ASSISTANT LINEBACKERS

Born June 11, 1974, Mission Viejo, Calif. Running back San Diego 1992. No pro playing experience. College coach: Syracuse 2000-03, Northeastern 2004, Mississippi 2005-07. Pro coach: Joined Dolphins in 2008.



JAY KAISER

ASSISTANT TO THE HEAD COACH

Born April 8, 1974, Liberal, Kansas. Attended Bethany. No college or pro playing experience. College coach: Bethany 1993-96, Northwest Missouri State 1997-98, Northern Iowa 1999, Toledo 2001, Kansas State 2002-08. Pro coach: Tampa Bay Buccaneers 2009-11, joined Dolphins in 2012.



MIAMI DOLPHINS COMPLETE 2014 SEASON

DOLPHINS 2015 OPPONENTS

Fourteen of Miami's 16 opponents for next year already were determined prior to the start of the 2014 season. In addition to home and away games against their three AFC East opponents (Buffalo, New England, New York Jets) next season, the Dolphins will face the four teams from the AFC South and the four teams from the NFC East. The Dolphins' remaining two foes for 2015 - Baltimore (home) and San Diego (away) were based on Miami's third place finish in the AFC East. The combined record of Miami's home opponents next season is 73-55 and 53-75 for road opponents. Four of Miami's opponents in 2015 qualified for the playoffs in 2014.

2015 HOME OPPONENTS

TEAM	W	L	T
Buffalo Bills	9	7	0
New England Patriots	12	4	0
New York Jets*	4	12	0
Houston Texans	9	7	0
Indianapolis Colts	11	5	0
Baltimore Ravens	10	6	0
Dallas Cowboys	12	4	0
New York Giants	6	10	0
TOTAL	73	55	0

* - Game to be played in London, England

2015 AWAY OPPONENTS

TEAM	W	L	T
Buffalo Bills	9	7	0
New England Patriots	12	4	0
New York Jets	4	12	0
Jacksonville Jaguars	3	13	0
Tennessee Titans	2	14	0
San Diego Chargers	9	7	0
Philadelphia Eagles	10	6	0
Washington Redskins	4	12	0
TOTAL	53	75	0

2014 AFC EAST STANDINGS

TEAM	W	L	PCT	PF	PA
Patriots	12	4	.750	468	313
Bills	9	7	.563	343	289
Dolphins	8	8	.500	388	373
Jets	4	12	.250	283	401

2015 TENTATIVE DRAFT ORDER - BASED OFF END OF 2014 REGULAR SEASON

TEAM	W	L	T	PCT	OPP W	OPP L	OPP T	SOS
1. TB	2	14	0	.125	123	130	3	.486
2. TEN	2	14	0	.125	129	126	1	.506
3. JAX	3	13	0	.188	131	124	1	.514
4. OAK	3	13	0	.188	146	110	0	.570
5. WAS	4	12	0	.250	127	129	0	.496
6. NYJ	4	12	0	.250	139	117	0	.543
7. CHI	5	11	0	.313	135	120	1	.529
8. ATL	6	10	0	.375	122	131	3	.482
9. NYG	6	10	0	.375	131	125	0	.512
10. STL	6	10	0	.375	136	120	0	.531
11. MIN	7	9	0	.438	121	134	1	.475
12. CLE	7	9	0	.438	121	132	3	.479
13. NO	7	9	0	.438	123	130	3	.486
14. MIA	8	8	0	.500	131	125	0	.512
15. SF	8	8	0	.500	135	121	0	.527
16. HOU	9	7	0	.563	114	141	1	.447
17. SD	9	7	0	.563	131	125	0	.512
18. KC	9	7	0	.563	131	125	0	.512
19. BUF	9	7	0	.563	132	124	0	.516
20. PHI	10	6	0	.625	125	130	1	.490
21. CAR*	7	8	1	.469	125	130	1	.490
22. BAL*	10	6	0	.625	120	133	3	.475
23. CIN*	10	5	1	.656	127	128	1	.498
24. PIT*	11	5	0	.688	114	139	3	.451
25. DET*	11	5	0	.688	120	135	1	.471
26. IND*	11	5	0	.688	122	133	1	.479
27. ARI*	11	5	0	.688	134	122	0	.523
28. DAL*	12	4	0	.750	114	142	0	.445
29. GB*	12	4	0	.750	123	132	1	.482
30. NE*	12	4	0	.750	131	124	1	.514
31. DEN*	12	4	0	.750	133	122	1	.521
32. SEA*	12	4	0	.750	134	121	1	.525

* - Subject to Playoffs

COMMUNICATIONS DEPARTMENT

INTERVIEW REQUESTS

All interview requests for Miami Dolphins executives, coaches and players should go through the Dolphins Communications Department. These should be submitted no later than 24 hours in advance.



JASON JENKINS
Vice President
Communications

O: 954-452-7174
M: 954-290-6864
JJenkins@dolphins.com



FITZ OLLISON
Sr. Director of
Communications

O: 954-452-7179
M: 408-595-4917
FOllison@dolphins.com



THERESA MANAHAN
Communications
Manager

O: 305-943-1451
M: 904-838-7160
TManahan@dolphins.com



GAYLE BADEN
Executive
Assistant

O: 954-452-7173
M: 954-610-8660
GBaden@dolphins.com



HANK NATHAN
Communications
Coordinator

O: 954-452-7033
M: 443-804-3674
HNathan@dolphins.com



MICHAEL FARNHAM
Communications Staff
Assistant

O: 954-452-7047
M: 571-839-7026
MFarnham@dolphins.com



GRIMES AND WAKE NAMED TO PRO BOWL

Miami Dolphins cornerback Brent Grimes and defensive end Cameron Wake were selected to the 2015 NFL Pro Bowl squad, the NFL announced on Dec. 23. The annual contest will be played on Sunday, Jan. 25, 2015 at University of Phoenix Stadium in Glendale, Ari., site of Super Bowl XLIX. The game will be televised live on ESPN at 8 p.m. ET.

Grimes, in his eighth season and second with the Dolphins, will make his second-consecutive and third overall trip to the Pro Bowl, having been selected to the 2011 NFC Pro Bowl squad as a member of the Atlanta Falcons. In 2014, Grimes started all 16 games at cornerback and recorded 57 tackles (47 solo) and led the Dolphins with 13 passes defended and five interceptions returned for 80 yards, including a 22-yard touchdown. His five interceptions were tied for the third most in the NFL. Additionally, this season, he recorded interceptions in three-straight games in Weeks 8-10 (one at Jacksonville on Oct. 26, two vs. San Diego on Nov. 2 and one at Detroit on Nov. 9), matching his longest consecutive streak with an interception in his career dating back to 2009 with the Falcons. Grimes is the third Dolphins cornerback selected to the Pro Bowl, joining Sam Madison (1999-2002) and Patrick Surtain (2002-04). He also became the third player, and the first in 20 years, to earn a Pro Bowl invitation in his first two seasons with the Dolphins after coming over from another team. Grimes, who signed as an unrestricted free agent in March 2013 after playing for the Falcons, joined tight end Keith Jackson (1993-94) and wide receiver Irving Fryar (1994-95).

Wake, in his sixth season, will be making his fourth trip to the Pro Bowl and third as a defensive end (he made the Pro Bowl in 2011 after a 14-sack season as a linebacker). In 2014, Wake started all 16 games and notched 36 tackles (31 solo), 11.5 sacks, 18 quarterback hits, eight tackles for loss, tied his career high with three forced fumbles (2010) and one fumble recovery. With his 11.5 sacks this season, Wake became the fourth Dolphins player since sacks became an official statistic in 1982 to record double digit sacks in at least three seasons with the team – Jason Taylor (six seasons), Trace Armstrong (three seasons) and Jeff Cross (three seasons). In Week 1 vs. New England, he recorded two sacks and two forced fumbles, the first time in his career that he has tallied two forced fumbles in a game and the first Dolphins player to record at least two sacks and two forced fumbles in the same game since 2009. Also, for the second time in his career (2012), he tallied sacks five consecutive games in Weeks 6-10 (1.5 vs. Green Bay on Oct. 12, 1.0 at Chicago on Oct. 19, 1.0 at Jacksonville on Oct. 26, 1.0 vs. San Diego and 2.0 vs. Detroit).

Wake is one of only two Dolphins players to earn Pro Bowl recognition at different positions (linebacker in 2011 and defensive end from 2013-15), joining teammate Randy Starks, who was selected as a defensive end in 2011 and as a defensive tackle in 2013.

The Pro Bowl will be “unconferenced” for the second consecutive year. Last season, the AFC vs. NFC match-up that had existed since 1971 was eliminated. The Pro Bowl players are determined by the consensus votes of fans, players and coaches. Each group’s vote counts one-third toward determining the All-Star players. Players will be assigned to teams during the 2015 Pro Bowl Draft on NFL Network on Wednesday, Jan. 21 at 8 p.m. ET.

MEDIA INFORMATION

The Miami Dolphins utilize an interactive media guide that provides users with a wealth of information including updated bios, weekly releases, statistics, rosters and other unique content about the organization in an efficient downloadable format. To view updated content of this Interactive Media Guide, please visit <http://dolphins.studiotigaapps.net>.

In addition, an FTP site will be used for large video and audio files.

If you encounter any questions about the Miami Dolphins Interactive Media Guide or Media Site, please contact a member of the Miami Dolphins Communications Department at (954) 452-7010.

MEDIA SITE	FTP SITE
http://dolphins.studiotigaapps.net	Ftp.dfins.com
<ul style="list-style-type: none">• 2013 Weekly Information• 2013 Post Season Guide• 2014 NFL Draft Guide• 2014 Off-Season Guide• 2014 Preseason and Training Camp Guide• 2014 Weekly Information	<ul style="list-style-type: none">• Audio and Video Clips• Username: finsmedia• Password: mediafins

GET CONNECTED

The Dolphins use a variety of social media platforms to stay connected with fans, including Facebook, Google+, Instagram, Snapchat (mobile app), Tumblr, Twitter and Vine (search for: Miami Dolphins). For more information on these platforms visit Dolphins.com.



[Miami Dolphins](#)



[Miami Dolphins](#)



[miamidolphins](#)



[MiamiDolphins](#)



[dolphinsmedia](#)



[@MiamiDolphins](#)



[Miami Dolphins](#)

Dolphins.com



MILESTONES RECORDED IN 2014

TEAM

- Miami scored 388 points, the seventh-most in franchise history and most since 1995 when the team scored 398.
- Miami recorded 361 first downs, tied for the second-most in franchise history and most since 1985 when the team had the same amount.
- Miami set the franchise record for blocked punts in a season with three this year. LB Chris McCain blocked a punt in Week 1 vs. New England, LB Jonathan Freeny blocked a punt in Week 6 vs. Green Bay and DE Terrence Fede blocked a punt in Week 16 vs. Minnesota.
- Miami's five blocked kicks this season were the most since the team blocked seven in 1977. LB Chris McCain blocked a punt in Week 1 vs. New England, LB Jonathan Freeny blocked a punt in Week 6 vs. Green Bay, DE Olivier Vernon blocked a 48-yard field goal at Jacksonville in Week 8, DT Earl Mitchell blocked a 42-yard field goal at Detroit in Week 10, and DE Terrence Fede blocked a punt in Week 16 vs. Minnesota.

TE CHARLES CLAY...

- After recording 69 receptions for 759 receiving yards and six touchdowns in 2013, Clay followed it up with 58 receptions for 605 yards and three touchdowns in 2014. His 127 receptions and 1,364 receiving yards over the past two seasons are the second and third most for a tight end in franchise history over a two-year period.

LS JOHN DENNEY...

- Extended his consecutive games played streak, which currently stands at a franchise-record 160, having played in every game in his 10-year career.

P BRANDON FIELDS...

- His 50.5 net average vs. the New York Jets in Week 13 was the second highest net average in a game in his career with a minimum of three punts and it was the second highest net average of any punter in the NFL in 2014.

DE TERRENCE FEDE...

- Recorded the first punt block of his career against Minnesota in Week 16, which resulted in a safety with 41 seconds remaining in the contest. The Dolphins became the first team in NFL history to produce a go-ahead safety in final minute of fourth quarter.

LB JONATHAN FREENY...

- Recorded the first punt block of his career against Green Bay in Week 6.

CB BRENT GRIMES...

- Recorded five interceptions, tied for the second most in his career and the most since joining the Dolphins.

WR BRIAN HARTLINE...

- Moved into sole possession of second-most 25-yard-or-more catches in franchise history. He now has 36.

T JA'WUAN JAMES...

- Started every game - nine at right tackle and seven at left tackle. He became the eighth offensive linemen in Dolphins history to start all 16 games as a rookie.

LB JELANI JENKINS...

- Recorded career highs in total tackles (108), sacks (3.5) and forced fumbles (two).
- Was one of three one of three players in the NFL in 2014 to record 100-or-more total tackles, 3.5-or-more sacks and two-or-more forced fumbles.
- With his 100-or-more tackles and 3.5 sacks, he joined Brian Cox as the only Dolphins players in the past 23 seasons to have at least 100 tackles with at least 3.5 sacks.

S RESHAD JONES...

- Recorded one sack, moving him into a tie with Patrick Surtain for second-most sacks in franchise history for a defensive back. He currently has 6.5.

WR JARVIS LANDRY...

- Recorded 84 passes, the fourth most in a season in franchise history.
- Recorded 84 receptions, setting a franchise record for most receptions in a season by a rookie.
- Recorded 84 receptions, the sixth-most receptions by a rookie in NFL history.
- Caught 35 passes in December, the second-most receptions in any month in Dolphins history.
- Caught 35 passes in December, the most receptions by a Dolphins rookie in a month.
- Recorded five-or-more receptions in nine-straight games, surpassing O.J. McDuffie's eight-straight games in 1998, to set a new franchise record for consecutive games with five-or-more catches.
- Recorded eight receptions in a game on three occasions. His eight catches were tied for the fourth most in a game by a rookie in franchise history.
- Notched five receiving touchdowns, tied with Andre Brown for second-most touchdowns by a rookie in franchise history.
- Recorded 2,076 all-purpose yards, the second most by a rookie in a season in franchise history.

LB CHRIS MCCAIN...

- Blocked a punt in the first quarter in Week 1 vs. New England, the first time in team history that the Dolphins have blocked a punt in the first quarter of a season opener. He later recorded a sack of Patriots QB Tom Brady in the third quarter for a loss of nine yards, joining Daryl Gardener (1996), Dion Jordan (2013), Kendall Langford (2008), Koa Misi (2010), Derrick Rodgers (1997), Jason Taylor (1997) and Zach Thomas (1996) as the only Dolphins rookies to record a sack in their NFL debuts.

RB LAMAR MILLER...

- Rushed for 1,099 yards and became the first Dolphins 1,000-yard rusher since Reggie Bush in 2011 (1,086 yards).
- Rushed for a career-high 1,099 yards this season.
- Recorded career highs in receptions (38) and receiving yards (275) this season.
- Rushed for a career-high eight touchdowns.
- Recorded a 97-yard touchdown run vs. the New York Jets in Week 17, the longest run in franchise history and the third longest run in NFL history.
- Rushed for 178 yards vs. the New York Jets in Week 17, the sixth highest in a game in franchise history and most since Reggie Bush recorded 203 rushing yards against Buffalo in 2011.

LB KOA MISI...

- Recorded a career-high 66 tackles (50 solo).

DT EARL MITCHELL...

- Recorded a career-high two sacks and a career-high eight tackles for loss in his first season with Miami.



MILESTONES RECORDED IN 2014

DT JARED ODRICK...

- Recorded his first career fumble recovery in Week 9 vs. San Diego.

DE DERRICK SHELBY...

- Recorded a career-high three sacks this season.
- Recorded his first career interception in Week 16 vs. Minnesota.

TE DION SIMS...

- Recorded career highs in receptions (24), receiving yards (284) and touchdowns (two).

DT RANDY STARKS...

- Recorded 4.5 sacks, tied for the second most in a season in his career and the fourth-straight season he has recorded four or more sacks.
- Recorded sacks in back-to-back games in Week 16 and 17 for the first time since 2011 (one at New England 12/24/11, one vs. NYJ 1/1/12).

K CALEB STURGIS...

- Scored 128 points this season, surpassing Pete Stoyanovich (124 in 1992) for the second most points in a season in franchise history.

QB RYAN TANNEHILL...

- His 11,252 passing yards through his first three NFL seasons are the sixth-most for a player in their first three seasons in NFL history.
- Finished the season with 4,045 passing yards, becoming the first Dolphins quarterback since Dan Marino threw for 4,116 yards in 1992 to surpass 4,000 yards. It was the seventh time this feat has been accomplished in team history.
- His 4,045 passing yards established a new career high in a season.
- His 27 passing touchdowns were a career high and sixth-most in franchise history, the most since Dan Marino threw 30 touchdowns in 1994.
- Became the only quarterback in the NFL who has started at least 10 games in each of the past three seasons (2012-14) and has increased his season totals in each of the league's major statistical passing categories in each of those years, including passing yards (3,294 in 2012 to 3,913 in 2013 to 4,045 in 2014), touchdown passes (12 to 24 to 27) and passer rating (76.1 to 81.7 to 92.8).
- Set a franchise record with 392 completions this season, surpassing Dan Marino's 385 completions in 1994.
- Finished the season by completing a career-high 66.4 percent of his passes, the second-highest completion percentage in a season in franchise history.
- Threw for 1,463 passing yards in December, setting the franchise high mark and surpassed Dan Marino's 1,317 passing yards in December in 1990.
- Rushed for 311 yards this season, the second most rushing yards by a quarterback in a season in franchise history.
- Has recorded 760 rushing yards in his career, fourth-most in franchise history.

CB JAMAR TAYLOR...

- Recorded a career-high 29 tackles.

LB JASON TRUSNIK...

- Recorded his first career interception in Week 15 at New England.

DE OLIVIER VERNON...

- Recorded 6.5 sacks, giving him 21.5 in his career, tied for the second most sacks for a player in their first three NFL seasons in franchise history.
- Tallied a career-high two forced fumbles this season.

DE CAMERON WAKE...

- Recorded 11.5 sacks and has totaled 63.0 sacks in his career, the fifth-most in franchise history.
- Has recorded 63.0 sacks in his career, the most sacks in franchise history for a player through their first six seasons with the team.
- Notched 11.5 sacks, becoming the fourth Dolphins player since sacks became an official statistic in 1982 to record double digit sacks in at least three seasons with the team – Jason Taylor (six seasons), Trace Armstrong (three seasons) and Jeff Cross (three seasons).
- Tied his career high with three forced fumbles this season.

WR MIKE WALLACE...

- Tied a career high with 10 touchdown receptions.
- His 10 touchdown receptions were the most by a Dolphins player since Chris Chambers had 11 touchdowns in 2009 and are tied for the 11th-most in franchise history.
- Improved his career total to 47 touchdown receptions, most in the AFC among wide receivers since he entered the NFL in 2009.

CB JIMMY WILSON...

- Recorded a career-high 57 tackles (46 solo) this season.

RB LAMAR MILLER AND QB RYAN TANNEHILL...

- Became the first 4,000-yard passer and 1,000-yard rusher in the same season in Dolphins history. Tannehill finished with 4,045 passing yards and Miller finished with 1,099 rushing yards. Miami was one of three teams (Green Bay and Pittsburgh) in 2014 to accomplish this feat.



Miami Dolphins DE Terrence Fede is congratulated by teammates after he blocked a punt by Minnesota Vikings punter Jeff Locke resulting in a safety to break a tie during the second half of the game in Week 16. The Dolphins defeated the Vikings 37-35.



2014 NFL RANKINGS

OFFENSE

TOTAL	YDS/G	RUSH	YDS/G	PASS	YDS/G
1. NO	411.4	1. SEA	172.6	1. IND	305.9
2. PIT	411.1	2. DAL	147.1	2. PIT	301.6
3. IND	406.6	3. NYJ	142.5	3. NO	297.8
4. DEN	402.9	4. SF	136.0	4. DEN	291.3
5. PHI	396.8	5. HST	135.1	5. ATL	284.6
6. GB	386.1	6. CIN	134.2	6. PHI	272.3
7. DAL	382.6	7. CAR	127.3	7. NYG	267.0
8. ATL	378.2	8. BLT	126.2	8. GB	266.3
9. SEA	375.8	9. PHI	124.5	9. NE	257.6
10. NYG	367.2	10. KC	119.9	10. SD	256.1
11. NE	365.5	11. GB	119.8	11. WAS	252.9
12. BLT	364.9	12. MIA	117.0	12. DET	251.9
13. WAS	358.6	13. NO	113.6	13. BLT	238.7
14. MIA	350.1	14. MIN	112.8	14. ARZ	238.0
15. CIN	348.0	15. DEN	111.6	15. CHI	237.0
16. CAR	346.7	16. PIT	109.5	16. DAL	235.5
17. HST	344.6	17. CLV	108.0	17. MIA	233.1
18. SD	341.6	18. NE	107.9	18. BUF	225.9
19. DET	340.8	19. WAS	105.7	19. CAR	219.4
20. SF	327.4	20. STL	102.2	20. CLV	216.6
21. CHI	327.1	21. JAX	102.1	21. CIN	213.8
22. NYJ	326.6	22. IND	100.8	22. TEN	213.3
23. CLV	324.6	23. NYG	100.2	23. STL	212.5
24. ARZ	319.8	24. ATL	93.6	24. HST	209.5
25. KC	318.8	25. BUF	92.6	25. TB	206.1
26. BUF	318.5	26. TEN	90.4	26. OAK	204.7
27. MIN	315.5	27. CHI	90.1	27. SEA	203.1
28. STL	314.7	28. DET	88.9	28. MIN	202.8
29. TEN	303.7	29. TB	85.9	29. KC	198.9
30. TB	292.0	30. SD	85.4	30. SF	191.4
31. JAX	289.6	31. ARZ	81.8	31. JAX	187.6
32. OAK	282.2	32. OAK	77.5	32. NYJ	184.1

DEFENSE

TOTAL	YDS/G	RUSH	YDS/G	PASS	YDS/G
1. SEA	267.1	1. DET	69.3	1. SEA	185.6
2. DET	300.9	2. DEN	79.8	2. KC	203.3
3. DEN	305.2	3. SEA	81.5	3. BUF	205.8
4. BUF	312.2	4. BLT	88.3	4. SD	214.2
5. SF	321.4	5. NYJ	93.1	5. SF	220.7
6. NYJ	327.2	6. PIT	100.3	6. MIA	222.3
7. KC	330.5	7. SF	100.8	7. MIN	223.3
8. BLT	336.9	8. DAL	103.1	8. CLV	224.5
9. SD	338.3	9. NE	104.3	9. DEN	225.4
10. CAR	339.8	10. HST	105.1	10. GB	226.4
11. IND	342.7	11. BUF	106.4	11. CAR	227.8
12. MIA	343.4	12. WAS	107.6	12. IND	229.3
13. NE	344.1	13. ARZ	108.7	13. DET	231.6
14. MIN	344.7	14. STL	110.3	14. NYJ	234.1
15. GB	346.4	15. PHI	110.7	15. TEN	235.8
16. HST	348.2	16. CAR	112.0	16. OAK	238.1
17. STL	351.6	17. CHI	112.7	17. NE	239.8
18. PIT	353.4	18. IND	113.4	18. NYG	240.6
19. DAL	355.1	19. TB	113.7	19. STL	241.3
20. WAS	356.0	20. CIN	116.3	20. CIN	243.0
21. OAK	357.6	21. ATL	118.4	21. HST	243.1
22. CIN	359.3	22. OAK	119.4	22. JAX	243.7
23. CLV	366.1	23. GB	119.9	23. WAS	248.4
24. ARZ	368.2	24. MIA	121.1	24. BLT	248.7
25. TB	368.9	25. MIN	121.4	25. NO	251.2
26. JAX	370.8	26. SD	124.1	26. DAL	251.9
27. TEN	373.0	27. JAX	127.1	27. PIT	253.1
28. PHI	375.6	28. KC	127.3	28. TB	255.3
29. NYG	375.8	29. NO	132.8	29. ARZ	259.5
30. CHI	377.1	30. NYG	135.1	30. CHI	264.4
31. NO	384.0	31. TEN	137.2	31. PHI	264.9
32. ATL	398.3	32. CLV	141.6	32. ATL	279.9



2014 NFL STANDINGS

AMERICAN FOOTBALL CONFERENCE

East Division

Team	W	L	T	Pct	PF	PA	Home	Away	Conf	Div	Streak
z-New England Patriots	12	4	0	.750	468	313	7-1-0	5-3-0	9-3-0	4-2-0	Lost 1
Buffalo Bills	9	7	0	.563	343	289	5-3-0	4-4-0	5-7-0	4-2-0	Won 1
MIAMI DOLPHINS	8	8	0	.500	388	373	4-4-0	4-4-0	6-6-0	3-3-0	LOST 1
New York Jets	4	12	0	.250	283	401	2-6-0	2-6-0	4-8-0	1-5-0	Won 1

North Division

Team	W	L	T	Pct	PF	PA	Home	Away	Conf	Div	Streak
y-Pittsburgh Steelers	11	5	0	.688	436	368	6-2-0	5-3-0	9-3-0	4-2-0	Won 4
x-Cincinnati Bengals	10	5	1	.656	365	344	5-2-1	5-3-0	7-5-0	3-3-0	Lost 1
x-Baltimore Ravens	10	6	0	.625	409	302	6-2-0	4-4-0	6-6-0	3-3-0	Won 1
Cleveland Browns	7	9	0	.438	299	337	4-4-0	3-5-0	4-8-0	2-4-0	Lost 5

South Division

Team	W	L	T	Pct	PF	PA	Home	Away	Conf	Div	Streak
y-Indianapolis Colts	11	5	0	.688	458	369	6-2-0	5-3-0	9-3-0	6-0-0	Won 1
Houston Texans	9	7	0	.563	372	307	5-3-0	4-4-0	8-4-0	4-2-0	Won 2
Jacksonville Jaguars	3	13	0	.188	249	412	3-5-0	0-8-0	2-10-0	1-5-0	Lost 1
Tennessee Titans	2	14	0	.125	254	438	1-7-0	1-7-0	2-10-0	1-5-0	Lost 10

West Division

Team	W	L	T	Pct	PF	PA	Home	Away	Conf	Div	Streak
y-Denver Broncos	12	4	0	.750	482	354	8-0-0	4-4-0	10-2-0	6-0-0	Won 1
Kansas City Chiefs	9	7	0	.563	353	281	6-2-0	3-5-0	7-5-0	3-3-0	Won 1
San Diego Chargers	9	7	0	.563	348	348	5-3-0	4-4-0	6-6-0	2-4-0	Lost 1
Oakland Raiders	3	13	0	.188	253	452	3-5-0	0-8-0	2-10-0	1-5-0	Lost 1

NATIONAL FOOTBALL CONFERENCE

East Division

Team	W	L	T	Pct	PF	PA	Home	Away	Conf	Div	Streak
y-Dallas Cowboys	12	4	0	.750	467	352	4-4-0	8-0-0	8-4-0	4-2-0	Won 4
Philadelphia Eagles	10	6	0	.625	474	400	6-2-0	4-4-0	6-6-0	4-2-0	Won 1
New York Giants	6	10	0	.375	380	400	3-5-0	3-5-0	4-8-0	2-4-0	Lost 1
Washington Redskins	4	12	0	.250	301	438	3-5-0	1-7-0	2-10-0	2-4-0	Lost 1

North Division

Team	W	L	T	Pct	PF	PA	Home	Away	Conf	Div	Streak
y-Green Bay Packers	12	4	0	.750	486	348	8-0-0	4-4-0	9-3-0	5-1-0	Won 2
x-Detroit Lions	11	5	0	.688	321	282	7-1-0	4-4-0	9-3-0	5-1-0	Lost 1
Minnesota Vikings	7	9	0	.438	325	343	5-3-0	2-6-0	6-6-0	1-5-0	Won 1
Chicago Bears	5	11	0	.313	319	442	2-6-0	3-5-0	4-8-0	1-5-0	Lost 5

South Division

Team	W	L	T	Pct	PF	PA	Home	Away	Conf	Div	Streak
y-Carolina Panthers	7	8	1	.469	339	374	4-4-0	3-4-1	6-6-0	4-2-0	Won 4
New Orleans Saints	7	9	0	.438	401	424	3-5-0	4-4-0	6-6-0	3-3-0	Won 1
Atlanta Falcons	6	10	0	.375	381	417	3-5-0	3-5-0	6-6-0	5-1-0	Lost 1
Tampa Bay Buccaneers	2	14	0	.125	277	410	0-8-0	2-6-0	1-11-0	0-6-0	Lost 6

West Division

Team	W	L	T	Pct	PF	PA	Home	Away	Conf	Div	Streak
z-Seattle Seahawks	12	4	0	.750	394	254	7-1-0	5-3-0	10-2-0	5-1-0	Won 6
x-Arizona Cardinals	11	5	0	.688	310	299	7-1-0	4-4-0	8-4-0	3-3-0	Lost 2
San Francisco 49ers	8	8	0	.500	306	340	4-4-0	4-4-0	7-5-0	2-4-0	Won 1
St. Louis Rams	6	10	0	.375	324	354	3-5-0	3-5-0	4-8-0	2-4-0	Lost 3



2014 DOLPHINS LEADERS

Category	Player	Total	AFC Rank	NFL Rank
Pass Attempts	R. Tannehill	590	5	9
Pass Completions	R. Tannehill	392	3	5
Completion Percentage	R. Tannehill	66.4	3	5
Yards Passing	R. Tannehill	4,045	6	11
Average Gain	R. Tannehill	6.86	12	28
Touchdown Passes	R. Tannehill	27	6t	12t
Touchdown Percentage	R. Tannehill	4.6%	8	14
Interception Percentage	R. Tannehill	2.0%	5	9
Rating	R. Tannehill	92.8	8	14
Fourth-Quarter Rating	R. Tannehill	80.9	12	24
Third-Down Rating	R. Tannehill	77.1	12	23
Rushing Yards	L. Miller	1,099	5	10
Rushing Yards	R. Tannehill	311	35	NR
Rushing Yards	Dan. Thomas	168	46	NR
Third-and-1 Percentage	L. Miller	81.8%	8t	16t
Receptions	J. Landry	84	6	17t
Receptions	M. Wallace	67	18t	39t
Receptions	C. Clay	58	30t	NR
Receiving Yards	M. Wallace	862	15t	37t
Receiving Yards	J. Landry	758	28	NR
Receiving Yards	C. Clay	605	38	NR
Receiving Yards	B. Hartline	474	50	NR
Third-Down Receptions	J. Landry	22	9t	22t
Third-Down Receptions	B. Hartline	11	36t	NR
Scoring, non-kickers	M. Wallace	60	10t	20t
Scoring, non-kickers	L. Miller	54	13t	26t
Scoring, non-kickers	J. Landry	30	40t	NR
Scoring, Kickers	C. Sturgis	128	7	11
Touchbacks	C. Sturgis	37	8t	20t
Yards from Scrimmage	L. Miller	1,374	7	14
Yards from Scrimmage	M. Wallace	878	25	NR
Yards from Scrimmage	J. Landry	754	41t	NR
First Downs	L. Miller	67	6t	14t
First Downs	M. Wallace	48	18t	43t
First Downs	J. Landry	48	18t	43t
Gross Punting Average	B. Fields	46.3	7	11
Net Punting Average	B. Fields	38.6	15	25
Punt Return Average	J. Landry	8.2	7	14
Kickoff Return Average	J. Landry	28.1	4	4
Interceptions	B. Grimes	5	2t	3t
Interceptions	R. Jones	3	11t	NR
Sacks	C. Wake	11.5	7	11
Sacks	O. Vernon	6.5	20t	40t
Sacks	R. Starks	4.5	40t	NR
Sacks	J. Jenkins	3.5	50t	NR
Def. Fumble Recoveries	L. Delmas	2	5t	11t
Def. Fumble Recoveries	J. Trusnik	2	5t	11t

2014 DOLPHINS STATISTICS

	DOLPHINS	OPPONENTS
TOTAL FIRST DOWNS	361	309
RUSHING	99	99
PASSING	226	194
PENALTY	36	16
3RD DOWN, MADE / ATT.	80 / 200	98 / 223
3RD DOWN PCT.	40.0	43.9
4TH DOWN, MADE / ATT.	7 / 19	13 / 22
4TH DOWN PCT.	36.8	59.1
POSSESSION AVG.	30:08	29:52
TOTAL NET YARDS	5,601	5,494
AVG. PER GAME	350.1	343.4
TOTAL PLAYS	1,040	1,029
AVG. PER PLAY	5.4	5.3
NET YARDS RUSHING	1,872	1,937
AVG. PER GAME	117.0	121.1
TOTAL RUSHES	399	453
NET YARDS PASSING	3,729	3,557
AVG. PER GAME	233.1	222.3
SACKED / YDS. LOST	46 / 337	39 / 211
GROSS YARDS	4,066	3,768
ATT. / COMPLETIONS	595 / 394	537 / 338
COMPLETION PCT.	66.2	62.9
HAD INTERCEPTED	12	14
PUNTS / AVG.	59 / 45.6	61 / 42.5
NET PUNTING AVG.	59 / 38.0	61 / 36.4
PENALTIES / YARDS	81 / 635	105 / 920
FUMBLES / BALL LOST	27 / 11	19 / 11
TOTAL TOUCHDOWNS	42	42
TD, RUSHING	12	13
TD, PASSING	27	27
TD, RETURNS	3	2



DOLPHINS OFFENSIVE RANKINGS

	MIA	RNK
Yards/Game	350.1	14
Yards/Play	5.39	16
Rushing Yards/Game	117.0	12
Rushing Yards/Play	4.69	2
Passing Yards/Game	233.1	17
Passing Yards/Play	6.27	26
Interception Rate	2.02%	7
Sacks/Pass Attempt	7.73%	22
First Downs/Game	22.6	4t
Punt Return Avg	8.2	17
Kickoff Return Avg	26.4	6
Field Goals Made Pct	78.38	27
3rd Down Pct	40.00	17
4th Down Pct	36.84	25t
Red Zone Pct	51.47	21
Goal-To-Go Pct	61.76	27
Avg Time of Possession	30:08	15
Points/Game	24.3	11

DOLPHINS DEFENSIVE RANKINGS

	MIA	RNK
Yards/Game	343.3	12
Yards/Play	5.34	12
Rushing Yards/Game	121.1	24
Rushing Yards/Play	4.28	21
Passing Yards/Game	222.3	6
Passing Yards/Play	6.62	13
Interception Rate	2.61%	14
Sacks/Pass Attempt	7.26%	13
First Downs/Game	19.3	9t
Punt Return Avg	9.7	22
Kickoff Return Avg	26.9	28
3rd Down Pct	43.95	29
4th Down Pct	59.09	28
Red Zone Pct	52.73	16
Goal-To-Go Pct	86.96	31
Points Allowed	23.3	20
Point Differential/Game	0.9	15
Yard Differential/Game	6.7	13

INDIVIDUAL DOLPHINS LEADERS

PASSING YARDS

Ryan Tannehill..... 4,045

RUSHING YARDS

Lamar Miller 1,099

Ryan Tannehill..... 311

Daniel Thomas..... 168

RECEIVING YARDS

Mike Wallace 862

Jarvis Landry..... 758

Charles Clay..... 605

POINTS SCORED

Caleb Sturgis 128

Mike Wallace 60

Lamar Miller..... 54

INTERCEPTIONS

Brent Grimes..... 5

Reshad Jones 3

Six tied with 1

SACKS

Cameron Wake 11.5

Olivier Vernon..... 6.5

Randy Starks 4.5

DEFENSIVE TACKLES

Jelani Jenkins 108

Reshad Jones 79

Koa Misi..... 66

SPECIAL TEAMS TACKLES

Jonathan Freeny 10

Michael Thomas 9

Jason Trusnik 8

KICKOFF RETURNS (Avg.)

Jarvis Landry..... 28.1

PUNT RETURNS (Avg.)

Jarvis Landry..... 8.2

FIELD GOALS

Caleb Sturgis 29-37

PUNTING (GROSS/NET AVG.)

Brandon Fields 46.3/38.6



2014 MIAMI DOLPHINS DRAFT CLASS



2014 MIAMI DOLPHINS DRAFT RECAP

ROUND	PLAYER	NO	HOW ACQUIRED	POS	HT	WT	COLLEGE
1	Ja'Wuan James	19	---	T	6'6"	315	Tennessee
2a		50	to Chargers in draft trade down				
2b		57	to 49ers in draft trade down (from Chargers in draft trade down)				
2c	Jarvis Landry	63	from 49ers in draft trade down	WR	5'11"	202	Louisiana State
3a	Billy Turner	67	from Raiders in draft trade up	G	6'4"	313	North Dakota State
3b		81	to Raiders in draft trade up				
4a		116	to Raiders in draft trade up				
4b	Walt Aikens	125	from Chargers in draft trade down	S	6'1"	210	Liberty
5a	Arthur Lynch	155	---	TE	6'5"	255	Georgia
5b	Jordan Tripp	171	from 49ers in draft trade down	LB	6'3"	240	Montana
6	Matt Hazel	190	---	WR	6'1"	202	Coastal Carolina
7	Terrence Fede	234	---	DE	6'4"	282	Marist



Tackle Ja'Wuan James



Wide Receiver Jarvis Landry



Safety Walt Aikens



2014 MIAMI DOLPHINS OFF-SEASON RECAP

FREE AGENCY TRACKER

The Dolphins were active in the 2014 Free Agency market. Prior to the start of the 2014 training camp, the team has re-signed five players who ended the season with the club, while also adding 13 veteran players to the roster. Below tracks the players the team has signed as well as those who ended the 2013 season on the Miami roster and their current status.

PLAYERS RETAINED

PLAYERS FROM 2014 RE-SIGNED (5)

Armon Binns*	WR	
Pat Devlin*	QB	
Jonathan Freeny*	LB	
Brent Grimes	CB	
Randy Starks	DT	

UNRESTRICTED FREE AGENTS SIGNED (6)

Branden Albert	T	Kansas City
Jason Fox	T	Detroit
Earl Mitchell	DT	Houston
Knowshon Moreno	RB	Denver
Shelley Smith	G	St. Louis
Damian Williams	WR	Tennessee

FREE AGENTS SIGNED (9)

Daryn Colledge	G	Arizona
Kevin Cone	WR	Atlanta
Louis Delmas	S	Detroit
Cortland Finnegan	CB	St. Louis
Anthony Gaitor+	CB	Tampa
Michael Rios^	WR	Arizona
Jordan Rodgers^	QB	Tampa Bay
Matt Szymanski#	P	Kansas City
Stephen Williams	WR	Jacksonville

^ Waived on May 12; # Waived on May 13; + Waived on June 19

* Re-Signed as Exclusive Rights Free Agent



REMAINING UNSIGNED FREE AGENTS FROM 2013 ROSTER

UNRESTRICTED FREE AGENTS (5)

Tyson Clabo	T	Houston
Richie Incognito	G	
Dustin Keller	TE	
Bryant McKinnie	T	
Marlon Moore	WR	Cleveland

FREE-AGENTS (1)

Danny Watkins*	G	
----------------	---	--

UNRESTRICTED FREE AGENTS LOST (6)

Paul Soliai	DT	Atlanta
Nolan Carroll	CB	Philadelphia
Chris Clemons	S	Houston
John Jerry	G	NY Giants
Christopher Owens	CB	Kansas City
Austin Spitzer	LB	Baltimore

FREE AGENTS LOST (3)

R.J. Stanford*	CB	Cincinnati
Dimitri Patterson	CB	NY Jets
Will Yeatman*	T	Houston

* Not tendered as a restricted free agent





TEAM NOTES

MIAMI SCORES

Miami's 24.3 points per game in 2014 were tied for the eighth-highest season average in team history and most since the team averaged 24.9 in 1995. Further, Miami scored 24-or-more points in six out of their first eight games for the third time in team history (1975 and 1984) and first time since 1984.

HIGHEST SCORING SEASONS, FRANCHISE HISTORY

SEASON	G	PTS	PTS/G
1984	16	513	32.1
1972	14	385	27.5
1986	16	430	26.9
1985	16	428	26.8
1975	14	357	25.5
1995	16	398	24.9
1973	14	343	24.5
1994	16	389	24.3
1983	16	389	24.3
2014	16	388	24.3

Miami's 24.3 points per game in 2014 were not only the eight highest scoring average in franchise history, but the 4.5-point increase from 2013 (19.8 PPG) was the fourth highest average points per game increase in the NFL.

HIGHEST POINTS PER GAME INCREASE IN NFL FROM 2013 TO 2014

TEAM	2014 PTS/G	2013 PTS/G	DIFF
Houston Texans	23.3	17.3	6.0
Baltimore Ravens	25.6	20.0	5.6
New York Giants	23.8	18.4	5.4
MIAMI DOLPHINS	24.3	19.8	4.5
Green Bay Packers	30.4	26.1	4.3

MIAMI OFFENSE IN 2014

Miami's 350.1 yards per game on offense in 2014 were the 10th-highest average in franchise history and most since the team averaged 357.3 in 1995.

MIAMI DOLPHINS HIGHEST YARDS PER GAME ON OFFENSE, SINGLE SEASONS

SEASON	G	TOT YDS	TOT YDS/G	RU YDS	PS YDS	PN YDS
1984	16	6,936	433.5	1,918	5,018	527
1986	16	6,324	395.3	1,545	4,779	609
1994	16	6,078	379.9	1,658	4,420	747
1987	15	5,538	369.2	1,662	3,876	634
1985	16	5,843	365.2	1,729	4,114	637
1993	16	5,812	363.3	1,459	4,353	663
1972	14	5,036	359.7	2,960	2,076	714
1988	16	5,721	357.6	1,205	4,516	845
1995	16	5,716	357.3	1,506	4,210	907
2014	16	5,601	350.1	1,872	3,729	635

Miami's 350.1 yards per game on offense were not only the 10th-highest in franchise history, but the 37.2 yards per game increase from 2013 was the sixth highest average yards per game increase in the NFL.

HIGHEST POINTS PER GAME INCREASE IN NFL FROM 2013 TO 2014

TEAM	2014 PTS/G	2013 PTS/G	DIFF
Pittsburgh Steelers	411.1	337.5	73.6
Indianapolis Colts	406.6	341.8	64.8
New York Giants	367.2	307.5	59.7
Baltimore Ravens	364.9	307.4	57.5
Dallas Cowboys	382.6	341.1	41.5
MIAMI DOLPHINS	350.1	312.9	37.2

DOLPHINS AMONG LEAST PENALIZED

In 2013, the Dolphins committed just 70 penalties, tied for the third-fewest total in the NFL that season, for 598 yards, the second-fewest total. Since Head Coach Joe Philbin arrived in 2012, the Dolphins' 233 penalties committed for 1,957 yards are the fewest penalties and penalty yards in the NFL:

FEWEST PENALTIES COMMITTED, 2012-14

TEAM	PENALTIES COMMITTED	PENALTY YARDS
1. MIA	233	1,957
2. Atl	243	2,043
3. Min	260	2,361
4. Car	261	2,262
5. NYG	264	2,260

FEWEST PENALTY YARDS, 2012-14

TEAM	PENALTIES COMMITTED	PENALTY YARDS
1. MIA	233	1,957
2. Atl	243	2,043
3. KC	281	2,188
4. Ind	265	2,225
5. NYG	264	2,260

MIAMI MOVES THE CHAINS

Miami's offense in 2014 improved dramatically in many categories and certainly was successful moving the chains. The Dolphins 12.7 three-and-out percentage was the lowest in the NFL.

2014 FEWEST THREE-AND-OUT DRIVES

TEAM	OFF. SERIES	3 & OUT DRIVES	3 & OUT %
1. MIA	181	23	12.7
2. GB	169	23	13.6
3. Dal	179	28	15.6
4. NO	174	28	16.1
5. Pit	174	28	16.1

MIAMI FIRST DOWN SUCCESS

As a result of Miami's strong offensive attack in 2014, the team was the best in the NFL in percentage of first down plays that gain four-or-more yards at 54.4 percent.

NFL FIRST DOWN EFFICIENCY LEADERS

TEAM	1ST DOWN	4+ YD GAINS	% OF 1ST DN PL OF 4+ YDS
1. MIA	485	264	54.4
2. Dal	461	240	52.1
3. Chi	445	230	51.7
4. Sea	455	235	51.6
5. NO	511	263	51.5

MIAMI JOINS RARE COMPANY WITH MARGIN OF VICTORIES

Miami's first six wins of the season were by at least 13 points. Only three other teams since the 1970 AFL-NFL merger recorded their first six (or more) wins in a season by margins of 13 or more points: the 2007 New England Patriots (first eight, on their way to a 16-0 record), 1999 St. Louis Rams (first 13; they won the Super Bowl that season) and 1984 Washington Redskins (first nine).

DOLPHINS' FIRST SIX WINS ALL BY MARGINS OF 13 OR MORE POINTS

DATE	OPP	PTS	OPP	DIFF
9/7/14	NE	33	20	13
9/28/14	at Oak	38	14	24
10/19/14	at Chi	27	14	13
10/26/14	at Jac	27	13	14
11/2/14	SD	37	0	37
11/13/14	Buf	22	9	13



TEAM NOTES

MIAMI AMONG BEST ON OPENING POSSESSION OF SECOND HALF

Miami scored on the opening possession of the second half nine times in 2014. Miami's 51 points scored on the opening possession of the second half were the most in the NFL.

2014 POINTS SCORED ON FIRST POSSESSION OF SECOND HALF

TEAM	POS	PTS	TD	FGM	SCORES	SCORES %
1. MIA	16	51	6	3	9	56.3
2. Den	16	49	7	0	7	43.8
3. Car	16	48	6	2	8	50.0
4. Ind	16	45	6	1	7	43.8
5. Chi	16	44	5	3	8	50.0

MIAMI SETS FRANCHISE RECORD WITH FIRST DOWNS IN A GAME

In Miami's 37-35 come-from-behind victory over Minnesota in Week 16, the team accomplished many significant feats. One of particular note was setting the new franchise record for first downs in a game with 36, surpassing the previous high marks of 34 first downs set in 1977 and 1988.

MOST FIRST DOWNS IN A GAME, DOLPHINS HISTORY

DATE	OPP	TOT 1ST	TOT YDS	RU YDS	PS YDS
12/21/14	MIN	36	493	116	377
12/12/88	Cle	34	497	93	404
11/24/77	at StL	34	503	295	208
11/23/97	at NE	33	406	36	370
9/15/85	Ind	33	486	157	329
10/21/84	at NE	33	552	236	316

MIAMI 30-POINT GAMES IN 2014

The Dolphins' 37 points scored against Minnesota marked the fifth time in 2014 they scored at least 30 points in 2014, the team's most 30-point games since 2001 when they also did it five times. The Dolphins also reached the 30-point mark this season against New England (33-20 victory), Oakland (38-14 victory), San Diego (37-0 victory) and Denver (39-36 loss).

MIAMI 30-POINT GAMES THIS SEASON

DATE	OPP	MIA PTS	OPP PTS
9/7/14	NE	33	20
9/28/14	at Oak	38	14
11/2/14	SD	37	0
11/23/14	at Den	36	39
12/21/14	Min	37	35

MIAMI POINTS IN RED ZONE

Miami's 303 points scored in the red zone were fifth-best in the NFL in 2014. Further, the Dolphins went a perfect 5-for-5 at Denver in Week 12 and 5-for-5 vs. Minnesota in Week 16, their best red zone performances since the 2002 season opener when the team went 6-for-6 in a 49-21 victory against the Detroit Lions.

2014 NFL RED ZONE POINTS SCORED

TEAM	RZ DRIVES	RZ RUSH TDS	RZ PASS TDS	RZ TDS	RZ PTS
1. NE	67	13	26	22	338
2. Den	62	13	26	18	328
3. NO	65	14	25	15	317
4. GB	64	13	24	18	312
5. MIA	68	11	24	19	303

MIAMI RUN GAME

Miami produced two of the top 10 average yards per carry in a game in franchise history in 2014. Miami's 8.95 average against the Jets in Week 17 set the franchise high mark.

HIGHEST AVERAGE YARDS PER CARRY, TEAM HISTORY, SINGLE GAME

DATE	OPP	ATT	YDS	AVG
12/28/14	NYJ	20	179	8.95
11/7/1971	Buf	38	302	7.95
12/1/2002	at Buf	34	270	7.94
9/30/1973	NE	38	301	7.92
11/11/1973	Bal	41	315	7.68
12/5/1976	Buf	29	218	7.52
10/27/1997	Chi	16	119	7.44
12/8/2013	at Pit	25	181	7.24
12/22/1986	NE	17	122	7.18
9/21/2014	KC	20	141	7.05
9/30/2007	Oak	20	141	7.05

Miami recorded 399 rushing attempts for 1,872 yards in 2014. Their 4.69 rushing average was the second highest in the NFL.

2014 NFL HIGHEST YARDS PER CARRY LEADERS

TEAM	ATT	YDS	AVG	LG	TD
Sea	525	2,762	5.26	79t	20
MIA	399	1,872	4.69	97t	12
Dal	507	2,354	4.64	65t	16
SF	470	2,176	4.63	90t	10
KC	420	1,918	4.57	63t	18

Miami's 4.69 season average for yards per carry was the fifth highest average in franchise history.

HIGHEST SEASON AVERAGE YARDS PER CARRY, TEAM HISTORY

SEASON	G	ATT	YDS	AVG
1971	14	486	2,429	5.00
1973	14	507	2,521	4.97
1972	14	613	2,960	4.83
2002	16	530	2,502	4.72
2014	16	399	1,872	4.69
1977	14	350	2,366	4.56

In addition to being one of the league leaders in yards per carry in 2014, the number of carries is also important in the team's success. When tallying 24-or-more rushing attempts in a game this season, Miami has compiled a perfect 7-0 record.

MIAMI RUSHES 24-OR-MORE TIMES

DATE	OPP	RESULT	ATT	YDS	AVG	TD
9/7/14	NE	W, 33-20	38	191	5.03	1
9/28/14	at Oak	W, 38-14	35	157	4.49	2
10/19/14	at Chi	W, 27-14	33	137	4.15	1
10/26/14	at Jax	W, 27-13	24	148	6.17	0
11/2/14	SD	W, 37-0	35	132	3.77	1
11/13/14	Buf	W, 22-9	24	125	5.21	0
12/21/14	Min	W, 37-35	28	116	4.14	1



TEAM NOTES

MIAMI DOUBLE-DIGIT WINS

Miami's six wins by double digits during the 2014 season are the most by the team in a season since 2003.

MOST DOUBLE-DIGIT WINS IN FRANCHISE HISTORY

SEASON	DOUBLE-DIGIT WINS
1972	11
1984	10
1973	8
1983	8
1970	7
1971	7
1977	7
1978	7
1979	7
2003	7
2014	6
Five others	6

MIAMI FIRST DOWNS

Miami's offense showed significant improvement in 2014. The team improved in points scored and yards per game. Similarly, the Dolphins recorded 361 first downs in 2014, tied for the second most in a season in franchise history.

MOST FIRST DOWNS IN A SEASON, DOLPHINS HISTORY

SEASON	TOT 1ST	RUSH 1ST	PASS 1ST	PEN 1ST
1984	387	115	243	29
2014	361	99	226	36
1985	361	116	218	27
1986	351	84	250	17
1995	345	98	225	22

MIAMI TURNOVER DIFFERENTIAL

In 2014, Miami finished with a plus-2 turnover differential, the first positive turnover ratio for the Dolphins since 2008 when the team finished first in the NFL with a plus-17 ratio. Miami's plus-2 turnover ratio in 2014 was tied for the sixth highest in the AFC.

2014 TURNOVER DIFFERENTIAL, AFC

TEAM	INT FOR	FUM FOR	TOT	INT GIVE	FUM GIVE	TOT	DIFF
1t. NE	16	9	25	9	4	13	+12
1t. Hou	20	14	34	13	9	22	+12
3. Buf	19	11	30	13	10	23	+7
4. Cle	21	8	29	16	7	23	+6
5. Den	18	7	25	15	5	20	+5
6t. Bal	11	11	22	12	8	20	+2
6t. MIA	14	11	25	12	11	23	+2

MIAMI SACKS SINCE 2008

It's no coincidence that since Defensive Line Coach Kacy Rodgers assumed the role in 2008, the Dolphins defense has recorded 287 sacks, the third-most in the NFL during that stretch.

MOST SACKS IN NFL SINCE 2008

TEAM	SACKS
1. Minnesota Vikings	300
2. Philadelphia Eagles	297
3. MIAMI DOLPHINS	287
4. Pittsburgh Steelers	285
5t. St. Louis Rams	282
5t. New York Giants	282

MIAMI TOUGH AGAINST THE PASS

In 2014, Miami allowed 27 passing touchdowns, compared to 17 touchdown passes surrendered in 2013 and 18 touchdown passes allowed in 2012. Over the past three seasons, Miami's 62 touchdown passes allowed are tied for the fourth-fewest in the NFL.

FEWEST PASSING TOUCHDOWNS ALLOWED SINCE 2012

TEAM	TD
1. Seattle Seahawks	48
2. St. Louis Rams	55
3. Cincinnati Bengals	56
4. MIAMI DOLPHINS	62
5. Baltimore Ravens	62

Over the past two seasons, Miami's 83.2 passer rating allowed is sixth-best in the AFC.

AFC PASSER RATING ALLOWED SINCE 2013

TEAM	NET YDS	TD	INT	RATE
1. Buffalo Bills	6,563	44	42	74.7
2. Cincinnati Bengals	7,232	40	40	75.0
3. Cleveland Browns	7,130	51	35	79.1
4. Kansas City Chiefs	7,214	47	27	82.3
5. New England Patriots	7,661	49	33	82.5
6. MIAMI DOLPHINS	7,309	44	32	83.2



TEAM NOTES

MIAMI DEFENSIVE TDs

S Louis Delmas' 81-yard interception return for a touchdown and CB Brent Grimes' 22-yard interception return for a touchdown at Jacksonville on Oct. 26 marked the fifth time in team history that the Dolphins have returned two interceptions for touchdowns in a game. The last time was Dec. 6, 1998, at Oakland when LBs Zach Thomas (1 yard) and Robert Jones (14 yards).

MOST INTS RETURNED FOR A TD, SINGLE GAME, FRACHISE HISTORY

INTS	DATES
2	12/3/73 vs. Pittsburgh
2	9/12/82 at N.Y. Jets
2	12/16/83 vs. N.Y. Jets
2	12/6/98 at Oakland
2	10/26/14 at Jacksonville

In addition to Delmas' and Grimes' returns, CB Cortland Finnegan returned a fumble recovery 50 yards for a touchdown at Oakland (London) on Sept. 28. The last time the Dolphins had three different players score defensive touchdowns in a season was in 2003 when CBs Sam Madison and Terrell Buckley scored on interception returns and DE Jason Taylor reached the end zone on a fumble return.

2014 MIAMI DEFENSIVE TOUCHDOWNS

PLAYER	DEFENSIVE TOUCHDOWN
Cortland Finnegan	50-yard fumble recovery at Oakland (London) (9/28)
Louis Delmas	81-yard interception return at Jacksonville (10/26)
Brent Grimes	22-yard interception return at Jacksonville (10/26)

MIAMI INTERCEPTION RETURNS AMONG NFL LEADERS

Miami recorded 14 interceptions in 2014 and returned those for 299 yards and two touchdowns. The Dolphins' 299 return yards were 10th-most in the NFL and are the most the team has returned in a season since 2000.

2014 NFL INTERCEPTION RETURN YARDS LEADERS

TEAM	G	INT	YDS	AVG	LG	TD
1. Houston	16	20	483	24.2	80t	4
2. Green Bay	16	18	396	22	82t	3
3. Detroit	16	20	388	19.4	70	1
4. Carolina	16	14	350	25	84t	2
5. Cleveland	16	21	333	15.9	62t	2
6. Buffalo	16	19	322	16.9	45	0
7. Arizona	16	18	321	17.8	88t	3
8. Seattle	16	13	319	24.5	53	2
9. San Francisco	16	23	315	13.7	73	2
10. MIAMI	16	14	299	21.4	81t	2

MIAMI FORCES MOST TURNSOVERS SINCE 2003

From Week 7-10, Miami's defense forced 11 turnovers - seven interceptions and four fumble recoveries. Miami's 11 turnovers recorded were the most the team has tallied in a four-game span since 2003.

TURNOVERS FORCED WEEKS 7-10

DATE	OPP	INT	FUM	TOT TO
10/19/14	at Chi	1	2	3
10/26/14	at Jac	2	1	3
11/2/14	SD	3	1	4
11/9/14	at Det	1	0	1
Totals		7	4	11

MIAMI AVERAGE MARGIN OF VICTORY

Miami finished the 2014 season with an 8-8 record and the first six victories produced double-digit margin of victories. The Dolphins defeated the Patriots 33-20 on Sept. 7, Raiders 38-14 on Sept. 28, Bears 27-14 on Oct. 19, Jaguars 27-13 on Oct. 26, Chargers 37-0 on Nov. 2 and Bills 22-9 on Nov. 13. Miami defeated the Jets, 16-13, on Dec. 1 and Vikings 37-35 on Dec. 21. Miami's average margin of victory was 14.9, the sixth-highest margin of victory among teams with at least a .500 record in the NFL.

TOP 10 AVG. MARGIN OF VICTORY AMONG TEAMS WITH MIN .500 RECORDS

TEAM	RECORD	AVG. MARGIN OF VICTORY
1. New England	12-4	17.3
2. Green Bay	12-4	16.6
3t. Indianapolis	11-5	15.7
3t. Baltimore	10-6	15.7
5. Denver	12-4	15.0
6. MIAMI	8-8	14.9
7. Kansas City	9-7	14.2
8. Philadelphia	10-6	14.0
9. Dallas	12-4	13.6
10. Seattle	12-4	13.5

MIAMI'S LARGEST MARGIN OF VICTORY

Miami's 37-0 victory vs. San Diego on Nov. 2 was tied for the 10th-highest margin of victory in team history and largest shutout win since Oct. 11, 1987 in a replacement game vs. Kansas City (42-0).

MIAMI MOST DECISIVE WINS, ALL TIME

MARGIN	SCORE
52	52-0 vs. New England (11/12/72)
44	44-0 vs. Baltimore (11/11/73)
43	43-0 at N.Y. Jets (10/19/75)
42	45-3 vs. N.Y. Jets (11/24/86)
42	42-0 vs. Kansas City (10/11/87)
41	55-14 at St. Louis (11/24/77)
38	45-7 vs. Buffalo (12/20/70)
38	41-3 vs. New England (10/17/71)
38	52-14 vs. N.Y. Jets (9/3/95)
37	37-0 VS. SAN DIEGO (11/2/14)
37	37-0 vs. Baltimore (11/20/83)
37	44-7 vs. Indianapolis (9/23/84)

MIAMI ROOKIES ON WEEK 1 ROSTER

Miami had 13 rookies on the Week 1 roster, the most since the team joined the NFL in 1970. The Dolphins have featured 12 rookies on the Week 1 roster in four seasons - 1966, 1968, 1979 and 1996.


2014 MIAMI DOLPHINS WEEK 1 ROOKIES

PLAYER	POSITION	ROUND DRAFTED
Walt Aikens	S	4 (125)
Orleans Darkwa^	RB	Undrafted
Terrence Fede	DE	7 (234)
Bruce Gaston**	DT	Undrafted
Harold Hoskins**	TE	Undrafted
Ja'Wuan James	T	1 (19)
Anthony Johnson*	DT	Undrafted
Jarvis Landry	WR	2 (63)
Chris McCain	LB	Undrafted
Sammy Seamster*	CB	Undrafted
Jordan Tripp	LB	5 (171)
Billy Turner	G	3 (67)
Damien Williams	RB	Undrafted

^ Signed by Giants off Miami Practice Squad, * On Dolphins IR, ** No Longer on Roster



RYAN TANNEHILL NOTES



Tannehill

TANNEHILL PROGRESS IN 2014

QB Ryan Tannehill showed steady improvement in many areas in 2014. He set career highs in several important statistical categories - completion percentage (66.4 percent compared to 60.4 percent from last year), touchdowns (27 compared to 24 from last year) and perhaps most importantly passer rating (his 92.8 passer rating shattered his previous career high of 81.7 from last year). Further, his 92.8 passer rating was the fifth-highest single-season passer rating in franchise history.

HIGHEST PASSER RATING IN DOLPHINS HISTORY, SINGLE SEASON

PASSER RATING	PLAYER
108.9	Dan Marino (1984)
97.4	Chad Pennington (2008)
96.0	Dan Marino (1983)
95.9	Dan Marino (1993)
92.8	RYAN TANNEHILL (2014)
92.5	Dan Marino (1986)
90.8	Dan Marino (1995)

Since entering the NFL in 2012, Tannehill is one of four of the NFL's 32 current starting quarterbacks who has had his passer rating rise over each of the past three seasons.

NFL QBs WITH IMPROVED PASSER RATINGS OVER PAST 3 SEASONS

PLAYER	TEAM	2012	2013	2014
RYAN TANNEHILL	Miami	76.1	81.7	92.8
Matthew Stafford	Detroit	79.8	84.2	85.7
Andrew Luck	Indianapolis	76.5	87.0	96.5
Tony Romo	Dallas	90.5	96.7	113.2

Tannehill's completion percentage was another area in which he showed tremendous progress. Not only was his 66.4 completion percentage the second highest in a single season in franchise history, but he became the first player in team history to complete at least 70 percent of his passes in four-straight and five-straight games. He was the only player in the NFL this season to record five consecutive games with a 70-or-more completion percentage. Additionally, his eight games completing 70-or-more percent of his passes this season were tied for the most in the NFL with Saints QB Drew Brees.

TANNEHILL COMPLETES AT LEAST 70 PERCENT OF PASSES FROM WEEKS 9-13

DATE	OPP	ATT	CMP	PCT	YDS	TD	INT	RATE
11/2/14	SD	34	24	70.6	288	3	0	125.6
11/9/14	at Det	38	27	71.1	207	1	1	81.8
11/13/14	Buf	34	26	76.5	240	2	0	114.8
11/23/14	at Den	36	26	72.2	228	3	1	104.9
12/1/14	at NYJ	35	25	71.4	235	0	1	77.7

In Week 13 at the New York Jets, Tannehill surpassed 10,000 career passing yards. His 11,252 are the third-most in Dolphins history behind only Dan Marino (61,361) and Bob Griese (25,092).

MOST CAREER PASSING YARDS IN DOLPHINS HISTORY

PLAYER	SEA	G	YDS	TD	INT	RATE
Dan Marino	1983-99	242	61,361	420	252	86.4
Bob Griese	1967-80	161	25,092	192	172	77.1
RYAN TANNEHILL	2012-14	48	11,252	63	42	84.0
Jay Fiedler	2000-04	62	11,040	66	63	76.8
Chad Henne	2008-11	36	7,114	31	37	75.7

TANNEHILL QB RATING

QB Ryan Tannehill's 84.0 career passer rating is the fourth-highest of any Dolphin QB.

MIAMI DOLPHINS CAREER PASSER RATING (MINIMUM 250 ATTEMPTS)

PLAYER	YEARS	RTG
1. Chad Pennington	2008-10	94.5
2. Dan Marino	1983-99	86.4
3. Matt Moore	2011-13	85.0
4. RYAN TANNEHILL	2012-14	84.0
5. Bob Griese	1967-80	77.1
6. Jay Fiedler	2000-04	76.8
7. Earl Morrall	1972-76	76.2
8. Chad Henne	2008-11	75.7

TANNEHILL MAKING HISTORY

QB Ryan Tannehill's 7,207 passing yards in his first two seasons were the fifth-most in NFL history for a player in his first two seasons in the NFL.

MOST PASSING YARDS IN FIRST TWO SEASONS OF CAREER, NFL HISTORY

PLAYER	TEAM	1ST YR YDS	2ND YR YDS	TOT YDS
1. Andrew Luck	Ind.	4,374	3,822	8,196
2. Cam Newton	Car.	4,051	3,869	7,920
3. Peyton Manning	Ind.	3,739	4,135	7,874
4. Dan Marino	Mia.	2,210	5,084	7,294
5. RYAN TANNEHILL	MIA.	3,294	3,913	7,207

Ryan Tannehill finished 2014 with 4,045 passing yards, improving his career total to 11,252, the sixth most passing yards all time for a player in their first three seasons in the NFL.

MOST PASSING YARDS IN FIRST THREE SEASONS OF CAREER, NFL HISTORY

PLAYER	YEARS	YARDS
1. Andrew Luck	2012-14	12,957
2. Peyton Manning	1998-2000	12,287
3. Dan Marino*	1983-85	11,431
4. Andy Dalton	2011-13	11,360
5. Cam Newton	2011-13	11,299
6. RYAN TANNEHILL	2012-14	11,252
7. Carson Palmer	2004-06	10,768
8. Drew Bledsoe	1993-95	10,556
9. Jeff Garcia	1999-2001	10,360
10. Joe Flacco	2008-10	10,206

TANNEHILL AND MOORE COMPLETES

QBs Matt Moore and Ryan Tannehill are among the Dolphins franchise leaders in highest career completion percentage.

MIAMI DOLPHINS CAREER COMPLETION PERCENTAGE (MIN. 150 COMPLETIONS)

PLAYER	YEARS	ATT	CMP	PCT.
1. Chad Pennington	2008-10	552	373	67.6
2. RYAN TANNEHILL	2012-14	1,662	1,029	61.9
3. Chad Henne	2009-11	1,065	646	60.7
4. MATT MOORE	2011-14	376	225	59.8
5. Dan Marino	1983-99	8,358	4,967	59.4



RYAN TANNEHILL NOTES

3,000-PLUS

QB Ryan Tannehill finished 2014 with 4,045 passing yards on the season. It was the third time in his career he has surpassed the 3,000-yard passing mark and joins QB Dan Marino (13 times) as the only quarterbacks in Dolphins history to have three or more seasons with 3,000-plus yards. Marino had a streak of nine consecutive seasons with 3,000 yards from 1984-92. Tannehill is the only quarterback in Dolphins history to surpass the 3,000-yard mark in each of his first three NFL seasons.

TANNEHILL FIRST THREE SEASONS

YEAR	GS	ATT	CMP	PCT	YDS	TD	INT	RT
2012	16	484	282	58.3	3,294	12	13	76.1
2013	16	588	355	60.4	3,913	24	17	81.7
2014	16	590	392	66.4	4,045	27	12	92.8

4,000-PLUS

QB Ryan Tannehill finished the season with 4,045 passing yards, joining Dan Marino as the only quarterbacks in franchise history to surpass 4,000 yards in a season. Marino's 4,453 yards in 1994 were the last time a Dolphins player threw for more than 4,000 yards.

MOST PASSING YARDS, SINGLE SEASON, DOLPHINS HISTORY

PLAYER	SEASON	YARDS
1. Dan Marino	1984	5,084
2. Dan Marino	1986	4,746
3. Dan Marino	1994	4,453
4. Dan Marino	1988	4,434
5. Dan Marino	1985	4,137
6. Dan Marino	1992	4,116
7. RYAN TANNEHILL	2014	4,045

TANNEHILL QB RATING OVER 100 = SUCCESS

In QB Ryan Tannehill's three-year career, he has had a quarterback rating of 100.0-or-higher 10 times. Further, in those 10 games, the Dolphins are 9-1. Additionally, his six 100.0-or-better passer rating games in 2014 were the most by a Dolphins player since Chad Pennington did it eight times in 2008.

RYAN TANNEHILL'S HIGHEST PASSER RATING, SINGLE GAME

DATE	OPP	RTG	RESULT
11/2/14	vs. SD	125.6	W, 37-0
10/19/14	at Chi	123.6	W, 27-14
12/16/12	vs. JAX	123.2	W, 24-3
12/15/13	vs. NE	120.6	W, 24-20
12/21/14	vs. MIN	118.8	W, 37-35
11/13/14	vs. BUF	114.8	W, 22-9
10/14/12	vs. STL	112.0	W, 17-14
9/28/14	at Oak	109.3	W, 38-14
9/15/13	at IND	107.4	W, 24-20
11/23/14	at Den	104.9	L, 39-36

TANNEHILL GOES LONG

QB Ryan Tannehill's 431 yards passing at Arizona on Sept. 30, 2012 were the sixth-most in a game by a Dolphins quarterback and the most for any quarterback other than Dan Marino.

RYAN TANNEHILL'S MOST PASSING YARDS, SINGLE GAME

DATE	OPP	YARDS
9/30/12	at ARI	431
12/21/14	vs. Min	396
12/14/14	at NE	346
12/1/13	vs. NYJ	331
9/15/13	at IND	319
12/15/13	vs. NE	312
11/24/13	vs. CAR	310
10/6/13	vs. BAL	307

TANNEHILL PASSES FOR 300-PLUS

With 396 passing yards against Minnesota in Week 16, QB Ryan Tannehill recorded his eighth 300-yard passing game, moving him into second in Dolphins history for career games with 300-or-more passing yards, behind only Dan Marino).

MOST 300-YARD PASSING GAMES (CAREER), TEAM HISTORY

NUMBER	PLAYER (YEARS)
63	Dan Marino (1983-99)
8	RYAN TANNEHILL (2012-14)
7	Chad Henne (2008-11)
3	Bob Griese (1967-80)
3	Jay Fiedler (2000-04)

TANNEHILL TD:INT RATIO

In the 2014 season, QB Ryan Tannehill threw 27 touchdown passes with 12 interceptions. He joined Dan Marino (13 times) and Bob Griese (two times) as the only quarterbacks in Dolphins history to have two-or-more seasons with 20-or-more touchdown passes in a season. Further, his touchdown to interception differential of plus-15 was third best in Dolphins history.

BEST TOUCHDOWN TO INTERCEPTION DIFFERENTIAL IN DOLPHINS HISTORY

PLAYER	SEASON	TD	INT	DIFF.
1. Dan Marino	1984	48	17	+31
2. Dan Marino	1986	44	23	+21
3. RYAN TANNEHILL	2014	27	12	+15
4. Dan Marino	1983	20	6	+14
5t. Dan Marino	1987	26	13	+13
5t. Dan Marino	1994	30	17	+13
7t. Dan Marino	1991	25	13	+12
7t. Chad Pennington	2008	19	7	+12

TANNEHILL TOUCHDOWNS IN 2014

QB Ryan Tannehill finished the 2014 season with 27 touchdown passes. His 27 touchdowns were sixth most in Dolphins history and the most by a Dolphins player since Dan Marino threw 30 in 1994.

MOST TOUCHDOWN PASSES, SINGLE SEASON, DOLPHINS HISTORY

PLAYER	SEASON	TDs
Dan Marino	1984	48
Dan Marino	1986	44
Dan Marino	1985	30
Dan Marino	1994	30
Dan Marino	1988	28
RYAN TANNEHILL	2014	27

TANNEHILL SETS FRANCHISE RECORD FOR COMPLETIONS

QB Ryan Tannehill finished the season with 392, setting a new franchise record by surpassing Dan Marino's 385 in 1994.

MOST COMPLETIONS, SINGLE SEASON, DOLPHINS HISTORY

PLAYER	SEASON	COMPLETIONS
RYAN TANNEHILL	2014	392
Dan Marino	1994	385
Dan Marino	1986	378
Dan Marino	1984	362
Ryan Tannehill	2013	355



RYAN TANNEHILL NOTES

TANNEHILL BECOMES ONE OF THREE PLAYERS IN NFL HISTORY TO ACCOMPLISH FEAT

QB Ryan Tannehill completed 25-of-32 passes (78.1 percent) for 277 yards with two touchdowns and no interceptions for a career-high 123.6 passer rating in the Dolphins' 27-14 win at Chicago in Week 7.

Tannehill, who also rushed for 48 yards in the effort, became the third player in NFL history with at least 275 passing yards, a completion percentage of 78.0 or better and 45-plus rushing yards in a single game. He joined Ken Anderson (November 3, 1974) and Jeff Garcia (December 14, 2003) as the only players to accomplish the feat.

PLAYERS IN NFL HISTORY WITH 275+ PASS YDS, 78+ % AND 45+ RUSH YDS

PLAYER	DATE	OPP	ATT	CMP	CMP %	PASS YDS	RUSH YDS
Ken Anderson (Cin)	11/3/74	at Bal	21	17	81.0	297	62
Jeff Garcia (SF)	12/14/03	at Cin	33	26	78.8	344	51
RYAN TANNEHILL (MIA)	10/19/14	at Chi	32	25	78.1	277	48

TANNEHILL PERCENTAGES

In 2014, QB Ryan Tannehill completed 392-of-590 passes for 4,045 yards, 27 touchdowns and 12 interceptions, good for a 92.8 passer rating. His 66.4 completion percentage was the second highest in a season in franchise history.

HIGHEST COMPLETION % BY DOLPHINS QB IN A SEASON

CMP %	PLAYER
67.4	Chad Pennington (2008), 321 of 476 attempts
66.4	RYAN TANNEHILL (2014), 392 OF 590 ATTEMPTS
64.2	Dan Marino (1984), 362 of 564 attempts
64.1	Dan Marino (1995), 309 of 482 attempts
63.0	Bob Griese (1978), 148 of 235 attempts
62.6	Dan Marino (1994), 385 of 615 attempts

QB Ryan Tannehill has completed 61.9 percent of of career pass attempts (1,029-of-1,662). His 61.9 career completion percentage is the 19th highest percentage in NFL history among all quarterbacks with a minimum of 1,500 career attempts.

HIGHEST COMPLETION PERCENTAGE IN CAREER - PLAYERS RANKED 18 TO 25, MIN 1,500 ATT

PLAYER	SEASONS	ATT	CMP	PCT
18. Brett Favre	1991-2010	10,169	6,300	62.0
19. RYAN TANNEHILL	2012-14	1,662	1,029	61.9
20t. Jay Cutler	2006-14	3,871	2,390	61.7
20t. Brad Johnson	1994-08	4,326	2,668	61.7
22t. David Garrard	2002-2010	2,281	1,406	61.6
22t. Andy Dalton	2011-14	2,112	1,301	61.6
22t. Jeff Garcia	1999-09	3,676	2,264	61.6
25. Troy Aikman	1989-00	4,715	2,898	61.5

Tannehill's 2.0 interception percentage in 2014 was tied for the third-lowest in a season in franchise history.

LOWEST INTERCEPTION PERCENTAGE BY DOLPHINS QB IN A SEASON

PLAYER	SEA	G	ATT	CMP	YDS	TD	INT	INT%
1. Chad Pennington	2008	16	476	321	3,653	19	7	1.5
2. Cleo Lemon	2007	9	309	173	1,773	6	6	1.9
3t. Dan Marino	1997	16	548	319	3,780	16	11	2.0
3t. Dan Marino	1983	11	296	173	2,210	20	6	2.0
3t. RYAN TANNEHILL	2014	16	590	392	4,045	27	12	2.0
6. Dan Marino	1990	16	531	306	3,563	21	11	2.1

TANNEHILL STRONG PERFORMANCES IN 2014

Since travelling to London in Week 4 to face the Oakland Raiders, QB Ryan Tannehill played some of the best games in his career. He produced five of his top eight passer ratings, four of his best six completion percentages and tied for the second and third-longest consecutive completion streaks in franchise history.

TANNEHILL HIGHEST QB RATING, SINGLE GAMES

DATE	OPP	RTG	RESULT
11/2/14	SD	125.6	W, 37-0
10/19/14	at Chi	123.6	W, 27-14
12/16/12	JAC	123.2	W, 24-3
12/15/13	NE	120.6	W, 24-20
12/21/14	MIN	118.8	W, 37-35
11/13/14	BUF	114.8	W, 22-9
10/14/12	STL	112.0	W, 17-14
9/28/14	at Oak	109.3	W, 38-14

TANNEHILL HIGHEST COMPLETION PERCENTAGE, SINGLE GAMES

DATE	OPP	ATT	CMP	PCT
12/16/12	JAC	28	22	78.6
10/19/14	at Chi	32	25	78.1
11/13/14	at Buf	34	26	76.5
12/21/14	MIN	47	35	74.5
9/28/14	at Oak	31	23	74.2
10/14/12	StL	29	21	72.4
11/23/14	at Den	36	26	72.2

MOST CONSECUTIVE PASS COMPLETIONS, FRANCHISE HISTORY

PASS CMPS	PLAYER
17	Chad Pennington (12/7/08 at Buffalo through 12/14/08 vs. San Francisco)
17	Chad Henne (12/13/09 at Jacksonville)
15	RYAN TANNEHILL (10/12/14 vs. Green Bay through 10/19/14 at Chicago)
15	Dan Marino (11/8/92 at Indianapolis through 11/16/92 vs. Buffalo)
14	RYAN TANNEHILL (9/28/14 at Oakland)
14	Dan Marino (11/17/96 at Houston through 11/25/96 vs. Pittsburgh)
13	Earl Morrall (12/1/75 vs. New England)
13	Dan Marino (11/10/96 vs. Indianapolis)

TANNEHILL IMPROVEMENT SINCE LONDON

In the first three weeks of the season, QB Ryan Tannehill completed 70-of-124 passes (56.5 percent) for 624 yards, four touchdowns and two interceptions, for a 74.1 passer rating. In Weeks 4-17, Tannehill completed 322-of-466 passes (69.1 percent), 23 touchdowns and 10 interceptions, good for a 97.8 passer rating, which was sixth in the NFL since the start of Week 4.

PASSER RATING LEADERS IN NFL, WEEK 4-16

PLAYER		G	Att	Cmp	Pct	Yds	TD	Int	Rate
1. Tony Romo	Dal	12	346	244	70.5	3,031	30	5	120.2
2. Aaron Rodgers	GB	13	418	277	66.3	3,684	33	4	116.4
3. Ben Roethlisberger	Pit	13	507	341	67.3	4,174	29	7	105.7
4. Tom Brady	NE	13	468	306	65.4	3,477	30	9	100.9
5. Peyton Manning	Den	13	486	321	66.0	3,913	31	14	99.9
6. Ryan Tannehill	MIA	13	466	322	69.1	3,421	23	10	97.8
7. Alex Smith	KC	12	362	239	66.0	2,622	14	3	96.7
8. Drew Brees	NO	13	542	373	68.8	4,089	28	15	96.6
9. Ryan Fitzpatrick	Hou	9	237	149	62.9	1,849	13	5	96.5
10. Andrew Luck	Ind	13	490	294	60.0	3,849	31	13	94.8



RYAN TANNEHILL NOTES

TANNEHILL MAKES HISTORY WITH HIS LEGS

QB Ryan Tannehill's third quarter fourth-and-1 30-yard run in Week 7 at Chicago not only helped break the contest open in an eventual 27-14 victory, it propelled him up the Dolphins record books. The 30-yard run was the second-longest gain by a Dolphins player in a fourth-and-1 or fourth-and-2 situation since 1991, trailing only a 39-yard run by Larry Izzo off of a fake punt against Green Bay in 2000. Additionally, it was the longest run by a Dolphins quarterback on a fourth-and-1 or fourth-and-2, topping the previous high of three yards shared by Jay Fiedler in 2003 and Joey Harrington in 2006. The 30-yard gain also was the longest run on fourth-and-1 or fourth-and-2 by an NFL quarterback since 2006 when Tennessee's Vince Young went 36 yards on fourth-and-2 in the second quarter against the Buffalo Bills.

LONGEST DOLPHINS RUNS ON FOURTH DOWN SINCE 1991

RUSH YARDS	PLAYER
39	LB Larry Izzo, 2000 vs. Green Bay (fake punt)
30	QB RYAN TANNEHILL, 2014 AT CHICAGO
26	LB Larry Izzo, 1996 at Houston
23	P Matt Turk, 2003 vs. Philadelphia
19	RB Ronnie Brown, 2007 vs. New England

TANNEHILL RUSHES

With his 30-yard rush against Jacksonville on Oct. 26, QB Ryan Tannehill became just the second quarterback since 2004, joining Michael Vick, to post runs of 30-or-more yards in three consecutive games.

QUARTERBACKS WITH 3 CONSECUTIVE GAMES W/ RUSHES OF 30-OR-MORE YARDS

PLAYER	DATE	TM	OPP	ATT	YDS	AVG	LG
RYAN TANNEHILL	10/26/14	Mia	Jax	5	48	9.6	30
RYAN TANNEHILL	10/19/14	Mia	Chi	6	48	8.0	30
RYAN TANNEHILL	10/12/14	Mia	GB	3	49	16.3	40

TANNEHILL JOINS YOUNG AND VICK

With his 22-yard rush against San Diego on Nov. 2, QB Ryan Tannehill joined Steve Young and Michael Vick as the only quarterbacks with a 20-plus yard run in at least four consecutive games in the past 25 years.

TANNEHILL LAST FOUR GAMES RUSHING

PLAYER	DATE	TM	OPP	ATT	YDS	AVG	LG
RYAN TANNEHILL	11/3/14	Mia	SD	4	47	11.8	22
RYAN TANNEHILL	10/26/14	Mia	Jax	5	48	9.6	30
RYAN TANNEHILL	10/19/14	Mia	Chi	6	48	8.0	30
RYAN TANNEHILL	10/12/14	Mia	GB	3	49	16.3	40

LONGEST RUSH BY A DOLPHINS QB

QB Ryan Tannehill holds the longest rushing attempt by a quarterback in franchise history. The play came on a 48-yard run at Pittsburgh (12/8/13).

LONGEST RUSH BY A MIAMI DOLPHINS QUARTERBACK

PLAYER	DATE	OPP	LONG
1. Ryan Tannehill	12/8/13	at Pit	48
2. RYAN TANNEHILL	10/12/14	vs. GB	40
3. Pat White	11/8/09	at NE	33
4. Ryan Tannehill	12/23/12	vs. Buf	31
5t. Jay Fiedler	10/1/00	at Cin	30
5t. Ryan Tannehill	12/16/12	vs. Jax	30
5t. RYAN TANNEHILL	10/19/14	at Chi	30
5t. RYAN TANNEHILL	10/26/14	at Jac	30

TANNEHILL CLIMBING DOLPHINS RUSHING RECORD BOOKS

QB Ryan Tannehill's 311 rushing yards in 2014 were the second most rushing yards by a quarterback in franchise history, behind Jay Fiedler's 321 yards in 2001.

TOP RUSHING SEASONS BY DOLPHINS QB

PLAYER	YEAR	YARDS	TDS
1. Jay Fiedler	2001	321	4
2. RYAN TANNEHILL	2014	311	1
3. David Woodley	1981	272	4
4. Jay Fiedler	2000	267	1
5. Ryan Tannehill	2013	238	1

After his third season, QB Ryan Tannehill already is fourth on the Dolphins' all-time list for rushing yards by a quarterback. In his career, he has totaled 145 rushing attempts for 760 yards and four touchdowns.

ALL-TIME RUSHING LEADERS IN DOLPHINS HISTORY, QUARTERBACKS

PLAYER	SEASONS	G	ATT	YDS	AVG	LG	TD
1. Bob Griese	1967-80	161	261	994	3.8	35	7
2. Jay Fiedler	2000-04	62	201	834	4.2	30	11
3. David Woodley	1980-83	42	173	771	4.5	29	9
4. RYAN TANNEHILL	2012-14	48	145	760	5.2	48	4
5. Chad Henne	2008-11	36	66	196	3.0	20	2

TANNEHILL AMONG QUARTERBACK RUSHING LEADERS

With 311 yards rushing in 2014, QB Ryan Tannehill finished fifth in the NFL in rushing yards gained among players at his position.

2014 NFL RUSHING LEADERS AMONG QUARTERBACKS

PLAYER	TEAM	G	ATT	YDS	AVG	LG	TD
1. Russell Wilson	Sea	16	118	849	7.19	55	6
2. Colin Kaepernick	SF	16	104	639	6.14	90t	1
3. Cam Newton	Car	14	103	539	5.23	22	5
4. Blake Bortles	Jax	14	56	419	7.48	34	0
5. RYAN TANNEHILL	MIA	16	56	311	5.55	40	1

4,000-YARD PASSER AND 1,000-YARD RUSHER FIRST IN 2014


With QB Ryan Tannehill's 4,045 passing in 2014 and RB Lamar Miller's 1,099 rushing yards, Miami produced its first season in franchise history with a 4,000-yard passer and a 1,000-yard rusher. The Dolphins also were one of only three teams in the NFL in 2014 to have both a quarterback throw for 4,000-plus yards and a running back rush for 1,000-plus yards as Ryan Tannehill had 4,045 yards passing and Lamar Miller gained 1,099 yards rushing. The only other teams with this combination in 2014 were the Green Bay Packers (Aaron Rodgers with 4,381 yards passing and Eddie Lacy with 1,139 yards rushing) and Pittsburgh Steelers (Ben Roethlisberger with 4,952 yards passing and Le'Veon Bell with 1,361 yards rushing).

FIRST 4,000-YARD PASSER AND 1,000-YARD RUSHER IN DOLPHINS HISTORY

PLAYER	YARDS
Ryan Tannehill	4,045
Lamar Miller	1,099



OFFENSE NOTES



Miller

LAMAR LONG RUSH

RB Lamar Miller recorded a 97-yard touchdown run vs. the New York Jets in Week 17, setting the franchise record for longest run, surpassing 77-yard runs by Leroy Harris (12/5/77 vs. Baltimore) and Keith Byars (11/25/92 at Dallas). Miller's 97-yard run was the third-longest run in NFL history, behind the 98-yard run by Ahmad Green in 2003 and Tony Dorsett's 99-yard run for the Dallas Cowboys in 1982.

LAMAR MILLER LONGEST RUSHING ATTEMPTS

DATE	OPP	LONG
12/28/14	vs. NYJ	97
9/22/13	vs. Atl	49
10/31/13	vs. Cin	41
11/13/14	vs. Buf	33
10/26/14	at Jax	30
10/20/13	vs. Buf	30
12/23/12	vs. Buf	28

CAREER HIGH FOR MILLER

RB Lamar Miller rushed 19 times for 178 yards and one touchdowns vs. the New York Jets in Week 17, setting a new career high.

LAMAR MILLER MOST RUSHING YARDS, SINGLE GAME

DATE	OPP	ATT	YDS
12/28/14	vs. NYJ	19	178
9/21/14	vs. KC	15	108
10/31/13	vs. Cin	16	105
12/21/14	vs. Min	19	92
10/27/13	at NE	18	89

Further, Miller's 178 rushing yards vs. the New York Jets were the sixth-most in a regular season game in Dolphins history and most since Reggie Bush recorded 203 rushing yards against Buffalo in 2011.

MOST RUSHING YARDS IN A REGULAR SEASON GAME, DOLPHINS HISTORY

PLAYER	DATE	OPP	ATT	YDS	AVG	TD
1. Ricky Williams	12/1/02	at Buf	27	228	8.4	2
2. Ricky Williams	12/9/02	Chi	31	216	7.0	2
3. Reggie Bush	12/18/11	at Buf	25	203	8.1	1
4. Mercury Morris	9/30/73	NE	15	197	13.1	3
5. Ricky Williams	12/29/02	at NE	31	185	6.0	2
6. LAMAR MILLER	12/28/14	NYJ	19	178	9.4	1
7. Reggie Bush	9/16/12	Oak	26	172	6.6	2
8. Gary Davis	12/17/77	Buf	26	172	6.6	1
9. Ricky Williams	12/24/05	Ten	26	172	6.6	1
10. Troy Stradford	11/22/87	at Dal	17	169	9.9	1

MILLER IMPROVES EACH SEASON

Each season in his career, RB Lamar Miller has increased his rushing yards. In 2014, Miller rushed for 1,099 rushing yards, the first Dolphins player to surpass 1,000 rushing yards since Reggie Bush in 2011 (1,086 yards). Additionally, Miller is one of only two NFL running backs who gained 1,000 or more yards in 2014 who saw their rushing yardage increase each of the past three seasons. Miller gained 250 yards in 2012, 709 in 2013 and 1,099 in 2014 and joined DeMarco Murray of the Cowboys (663 in 2012, 1,121 in 2013 and 1,845 in 2014).

MILLER NFL CAREER

YEAR	G	RUSH	YDS	AVG	LG	TD
2012	13	51	250	4.9	28	1
2013	16	177	709	4.0	49	2
2014	16	216	1,099	5.1	97t	8

MILLER AMONG AFC LEADING RUSHERS

In 2014, RB Lamar Miller had his best season, improving in virtually every category for a running back. He recorded three of his highest rushing outputs this season as well as a career-high two rushing touchdowns at Oakland (London) in Week 4. His 1,099 rushing yards were fifth-most in the AFC.

2014 AFC RUSHING LEADERS

PLAYER	TEAM	ATT	YDS	AVG	TD
1. Le'Veon Bell	Pit	290	1,361	4.69	8
2. Justin Forsett	Bal	235	1,266	5.39	8
3. Arian Foster	Hou	260	1,246	4.79	8
4. Jeremy Hill	Cin	222	1,124	5.06	9
5. LAMAR MILLER	Mia	216	1,099	5.09	8

MILLER MORE THAN AVERAGE

RB Lamar Miller's 5.09 yards per carry average in 2014 was the fifth highest in the NFL among all players.

2014 NFL RUSHING YARDS PER CARRY LEADERS, MIN 100 ATT

PLAYER	TEAM	ATT	YDS	AVG	TD
1. Russell Wilson	Sea	118	849	7.19	6
2. Colin Kaepernick	SF	104	639	6.14	1
3. Justin Forsett	Bal	235	1,266	5.39	8
4. Cam Newton	Car	103	539	5.23	5
5. Lamar Miller	MIA	216	1,099	5.09	8

MILLER AND MORENO FIRST

When RB Lamar Miller rushed for 108 yards against Kansas City in Week 3, it marked the first time in 39 years that the Dolphins had two different 100-yard rushers in the first three weeks of a regular season, with RB Knowshon Moreno rushing for 134 yards in Week 1. The last duo to accomplish that feat was Don Nottingham and Mercury Morris in 1975.

LAST 100-YARD RUSHERS FIRST THREE WEEKS OF SEASON, TEAM HISTORY

PLAYER	WEEK	OPP	ATT	YDS	AVG	TD
KNOWSHON MORENO	1	NE	24	134	5.6	1
LAMAR MILLER	3	KC	15	108	7.2	0
Don Nottingham	2	at NE	16	120	7.5	1
Don Nottingham	3	at GB	21	102	4.9	3
Mercury Morris	3	at GB	31	125	4.0	0

MILLER AMONG FRANCHISE LEADERS IN YARDS PER CARRY


RB Lamar Miller was not only fifth in the NFL in average yards per carry in 2014, but his 5.09 average was the sixth-highest in franchise history with a minimum of 100 rushing attempts in a season. Additionally, it was the highest average since Tony Nathan averaged 5.32 yards per carry in 1981.

HIGHEST YARDS PER CARRY, TEAM HISTORY, MIN. 100 ATT

PLAYER	YR	G	ATT	YDS	AVG	TD
1. Mercury Morris	1973	13	149	954	6.40	10
2. Larry Csonka	1971	14	195	1,051	5.39	7
3. Tony Nathan	1981	13	147	782	5.32	5
4. Mercury Morris	1972	14	190	1,000	5.26	12
5. Larry Csonka	1972	14	213	1,117	5.24	6
6. LAMAR MILLER	2014	16	216	1,099	5.09	8
7. Ronnie Brown	2007	7	119	602	5.06	4
8. Reggie Bush	2011	15	216	1,086	5.03	6



OFFENSE NOTES



Landry

LANDRY CLIMBS ROOKIE RECEIVING RANKS

After starting the season being featured more as a kick returner, WR Jarvis Landry burst onto the scene as a receiver after becoming a full-time starter in Week 6. In 2014, he notched 84 receptions for 758 yards and five touchdowns. His 84 receptions were the most on the team and set a Dolphins rookie record.

MOST RECEPTIONS BY A DOLPHINS ROOKIE

REC	Player
84	JARVIS LANDRY (2014), 758 yards
75	Terry Kirby (1993), 874 yards - RB
67	Jack Clancy (1967), 868 yards
54	Davone Bess (2008), 554 yards
48	Troy Stradford (1987), 457 yards - RB
48	Chris Chambers (2001), 883 yards
44	Jim Kiick (1968), 422 YARDS - RB

Landry's five receiving touchdowns in 2014 were tied for second-most by a rookie in a single season in franchise history.

MOST RECEIVING TOUCHDOWNS BY DOLPHINS ROOKIE

SEASON	PLAYER
7	Chris Chambers (2001), 48 receptions
5	JARVIS LANDRY (2014), 42 receptions
5	Andre Brown (1989), 24 receptions
4	Randy McMichael (2002), 39 receptions
3	Six players tied

LANDRY AMONG 2014 NFL ROOKIE RECEIVER LEADERS

The 2014 wide receiver draft class has been considered one of the deeper groups in recent history. Dolphins WR Jarvis Landry certainly has made his mark in that group. He not only led Miami in receptions, but finished with the second-most receptions by a rookie with 84 catches.

2014 NFL ROOKIE RECEIVER RECEPTION LEADERS

PLAYER	TEAM	G	REC	YDS	TD
1. Odell Beckham	NYG	12	91	1,305	12
2. JARVIS LANDRY	Mia	16	84	758	5
3. Kelvin Benjamin	Car	16	73	1,008	9
4. Mike Evans	TB	15	68	1,051	12
5. Jordan Matthews	PHI	16	67	872	8

Landry's 84 receptions in 2014 were the sixth most in NFL history for a rookie.

NFL ROOKIE RECEIVER RECEPTION LEADERS ALL-TIME

PLAYER	YEAR	G	REC	YDS	TD
1. Anquan Boldin	2003	16	101	1,377	8
2. Odell Beckham	2014	12	91	1,305	12
3. Eddie Royal	2008	15	91	980	5
4. Terry Glenn	1996	15	90	1,132	6
5. Reggie Bush	2006	16	88	742	2
6. JARVIS LANDRY	2014	16	84	758	5
7. Earl Cooper	1980	16	83	567	4
8. Keith Jackson	1988	16	81	869	6
9. Michael Clayton	2004	16	80	1,193	7
10. Terry Kirby	1993	16	75	874	3

LANDRY AMONG ALL-TIME LEADERS

WR Jarvis Landry's 84 receptions were not only the most in franchise history for a rookie, but also the fourth-highest total for any player in Dolphins history.

MOST RECEPTIONS IN A SEASON, DOLPHINS HISTORY

PLAYER	SEASON	G	REC
1. O.J. McDuffie	1998	16	90
2. Mark Clayton	1988	16	86
3. Brandon Marshall	2010	14	86
4. JARVIS LANDRY	2014	16	84
5. Chris Chambers	2005	16	82

LANDRY SETS FRANCHISE RECORD WITH 5-OR-MORE CATCHES

After being inserted into the starting lineup in Week 6 vs. Green Bay, WR Jarvis Landry consistently played at a high level. Since that game, he has caught at least five passes in 12 of 14 games. Further, he recorded five-or-more receptions in each of the last nine games of the season, surpassing O.J. McDuffie's eight-straight games in 1998, to set a new franchise record for consecutive games with five-or-more receptions.

LANDRY LAST NINE GAMES - FRANCHISE RECORD WITH 5-OR-MORE RECS

DATE	OPP	REC	YDS	AVG	TD
11/2/14	SD	5	46	9.2	1
11/9/14	at Det	7	53	7.6	0
11/13/14	Buf	5	46	9.2	1
11/23/14	at Den	7	50	7.1	2
12/1/14	AT NYJ	8	68	8.5	0
12/7/14	Bal	6	55	9.2	0
12/14/14	at NE	8	99	12.4	0
12/21/14	Min	8	31	3.9	0
12/28/14	NYJ	5	55	11.0	0

LANDRY MULTIPLE THREAT

WR Jarvis Landry certainly proved that he was a dual-threat in 2014. He shined not only as a wide receiver, but also as a punt returner and a kick returner where he ranked fourth in the NFL in average kickoff return. This season, he recorded 758 receiving yards, 1,160 combined return yards and negative-4 rushing yards. His 2,076 all-purpose yards were the second-most among all Dolphins rookies in a season.

MOST ALL-PURPOSE YARDS BY A ROOKIE, DOLPHINS HISTORY

PLAYER	YEAR	ALL-PURPOSE	RUSH	REC	RET
1. Ted Ginn Jr.	2007	2,086	3	420	1,663
2. JARVIS LANDRY	2014	2,076	-4	758	1,160
3. Wes Welker	2004	1,777	0	0	1,777

LANDRY CATCH PERCENTAGE

Further, Landry caught 84 of the 112 passes thrown his way in 2014. His percentage of targets caught was 75.0, highest in the NFL among active wide receivers with a minimum of 50 receptions.

HIGHEST PERCENTAGE OF TARGETS CAUGHT IN NFL, ACTIVE WIDE RECEIVERS (Min. 50 receptions)

PLAYER	TEAM	G	TGT	REC	% OF TGT REC	YDS	TD
1. Kenny Stills	NO	15	83	63	75.9%	931	3
2. JARVIS LANDRY	Mia	16	112	84	75.0%	758	5
3. Randall Cobb	GB	16	127	91	71.7%	1,287	12
4. Emmanuel Sanders	Den	16	141	101	71.6%	1,404	9
5. Antonio Brown	Pit	16	181	129	71.3%	1,698	13



OFFENSE NOTES

MR. DECEMBER

WR Jarvis Landry's 35 receptions in December were the most receptions by a Dolphins rookie in a month.

MOST RECEPTIONS BY A DOLPHINS ROOKIE IN A MONTH

PLAYER	YR	MON	GM	REC	YDS	TD
1. JARVIS LANDRY	2014	Dec.	5	35	308	0
2. Terry Kirby	1993	Dec.	4	31	424	1
3. Lorenzo Booker	2007	Dec.	5	28	237	0
4. Jack Clancy	1967	Dec.	4	27	334	2
5. Troy Stradford	1987	Nov.	5	26	235	0
6t. Davone Bess	2008	Dec.	4	24	195	0
6t. JARVIS LANDRY	2014	Nov.	4	24	195	4
8t. Jack Clancy	1967	Nov.	4	19	259	0
8t. Ted Ginn	2007	Dec.	5	19	180	1
10. Davone Bess	2008	Nov.	5	18	274	0

Further, Landry's 35 receptions in December were the second most receptions by a Dolphins player in any month.

MOST RECEPTIONS BY A DOLPHINS PLAYER IN A MONTH

PLAYER	MONTH	YEAR	CATCHES
1. O.J. McDuffie	November	1998	36
2. JARVIS LANDRY	December	2014	35
3. Chris Chambers	December	2005	32
4. Terry Kirby	December	1993	31
5. Mark Duper	September	1984	30

LANDRY AMONG LEAGUE LEADERS IN KICKOFF RETURNS

In Week 6 vs. Green Bay, WR Jarvis Landry's 54-yard kick return on Miami's opening possession was the second-longest of his career. His long was 74 yards, recorded against Kansas City on Sept. 21. In 2014, Landry returned 34 kickoffs for 954 yards and his 28.1 average yards per return was the fourth highest in the NFL.

HIGHEST KICKOFF RETURN AVERAGE LEADERS IN NFL


PLAYER	TEAM	G	KR	YDS	AVG	LG
1. Adam Jones	Cin	16	27	844	31.3	97
2. Jacoby Jones	Bal	16	32	978	30.6	108t
3. Knile Davis	KC	16	29	829	28.6	99t
4. JARVIS LANDRY*	Mia	16	34	954	28.1	74
5. Benny Cunningham	StL	16	35	963	27.5	75

* - Rookie

LANDRY NAMED AFC SPECIAL TEAMS PLAYER OF MONTH FOR OCTOBER

WR Jarvis Landry was named AFC Special Teams Player of the Month for October. In the month of October, Landry returned five kickoffs for 178 yards (35.6), with a long of 54 yards. The 35.6 average kickoff return is second-highest in the NFL in October and is the highest October average in franchise history. On the season, Landry has returned 16 kicks for 500 yards, including a long of 74 yards, for an average of 31.3 yards per kickoff return. The 31.3 yards per kick return currently leads the NFL and his long return of 74 yards is sixth-longest in the NFL.

The honor marks the first Player of the Month for Landry. He is the first Miami special teams player to be honored with the monthly award since kicker Dan Carpenter was recognized for his accomplishments during the month of October in 2010. Landry also becomes the first conference rookie to win the AFC Special Teams Player of the Month since Oakland Raiders kick returner Jacoby Ford received the award following the month of November 2010. He is the second Dolphins rookie to win the honor, joining Carpenter, who received the Special Teams Player of the Month award for his performance during November in 2008.



Clay

CLAY TWO-YEAR STRETCH

In 2014, Clay finished with 58 receptions for 605 receiving yards and three touchdowns. His 127 receptions and 1,364 receiving yards over the past two years were the second most and third most respectively for a tight end in franchise history.

ALL-TIME DOLPHINS TWO-YEAR SPAN LEADERS

RECEPTIONS			RECEIVING YDS			TD RECS		
PLAYER	YRS	REC	PLAYER	YRS	YDS	PLAYER	YRS	TD
R. McMichael	2004-05	133	R. McMichael	2003-04	1,389	K. Jackson	1993-94	13
C. Clay	2013-14	127	R. McMichael	2004-05	1,373	K. Jackson	1992-93	11
R. McMichael	2003-04	122	C. Clay	2013-14	1,364	J. Mandich	1973-74	10
R. McMichael	2005-06	122	K. Jackson	1993-94	1,286	J. Mandich	1974-75	10
K. Jackson	1993-94	98	R. McMichael	2005-06	1,222	A. Fasano	2011-12	10


CAREER HIGHS FOR CLAY

CHARLES CLAY MOST RECEPTIONS, SINGLE GAME

REC	OPP	DATE
7	at Det	11/9/14
7	at Buf	9/14/14
7	at Pit	12/8/13
7	at NYJ	12/1/13
6 three time, last:	vs. SD	11/17/13

CHARLES CLAY MOST REC YARDS, SINGLE GAME

YARDS	OPP	DATE
114	vs. Min	12/21/14
109	at Ind	9/15/13
97	at PIT	12/8/13
90	vs. SD	11/17/13
84	vs. SEA	12/25/12



Hartline

HARTLINE CLIMBING DOLPHINS RECORD BOOKS

Hartline's 298 career receptions and 4,243 receiving yards are eighth-most and seventh-most in franchise history respectively.

ALL-TIME DOLPHINS RECEPTION LEADERS

PLAYER	SEASON	G	REC	YDS
1. Mark Clayton	1983-92	142	550	8,643
2. Mark Duper	1982-92	146	511	8,869
3. Nat Moore	1974-86	183	510	7,546
4. O.J. McDuffie	1993-00	116	415	5,074
5. Chris Chambers	2001-07	100	405	5,688
6. Tony Nathan	1979-87	123	383	3,592
7. Davone Bess	2008-12	77	321	3,447
8. BRIAN HARTLINE	2009-14	92	298	4,243
9. Randy McMichael	2002-06	80	283	3,096
10. Duriel Harris	1976-85	111	269	4,534



OFFENSE NOTES

ALL-TIME DOLPHINS RECEIVING YARDS LEADERS

PLAYER	SEASON	G	REC	YDS
1. Mark Duper	1982-92	146	511	8,869
2. Mark Clayton	1983-92	142	550	8,643
3. Nat Moore	1974-86	183	510	7,546
4. Chris Chambers	2001-07	100	405	5,688
5. O.J. McDuffie	1993-00	116	415	5,074
6. Duriel Harris	1976-85	111	269	4,534
7. BRIAN HARTLINE	2009-14	92	298	4,243

HARTLINE A DEEP THREAT

Hartline's 14.2 yards-per-reception average is tied for seventh-highest in team history:

ALL-TIME DOLPHINS RECEIVING YARDS AVG LEADERS, MIN 200 REC


PLAYER	SEASONS	AVG
Mark Duper	1982-92	17.4
Duriel Harris	1976-85	16.9
Mark Clayton	1983-92	15.7
Tony Martin	1990-00	15.6
Nat Moore	1974-86	14.8
Howard Twilley	1966-76	14.5
Oronde Gadsden	1998-03	14.3
BRIAN HARTLINE	2009-14	14.2
Chris Chambers	2001-07	14.0

HARTLINE 25-PLUS

Hartline, consistently one of the team's best deep threats, has totaled 36 receptions of 25-plus yards, the second-most in franchise history:

ALL-TIME DOLPHINS RECEIVERS IN 25+-YARD RECS

PLAYER	SEASONS	25+
Chris Chambers	2001-07	48
BRIAN HARTLINE	2009-14	36
Oronde Gadsden	1998-03	33
O.J. McDuffie	1993-00	32
Irving Fryar	1993-95	28



Wallace

WALLACE AMONG AFC'S BEST

Since WR Mike Wallace entered the NFL in 2009, he is among the AFC's leading active wide receivers in receptions (375), receiving yards (5,834), average yards per reception (15.6) and receiving touchdowns (47).

LEADING AFC WIDE RECEIVERS FROM 2009-14

RECEPTIONS			RECEIVING YDS		
PLAYER	TEAMS	REC	PLAYER	TEAMS	YDS
1. Wes Welker	N.E., DEN	571	1. Andre Johnson	HOU	7,218
2. Andre Johnson	HOU	526	2. Wes Welker	N.E., DEN	6,361
3. Reggie Wayne	IND	494	3. Reggie Wayne	IND	6,216
4. Antonio Brown	Pit	390	4. MIKE WALLACE	PIT, MIA	5,834
5. Dwayne Bowe	K.C.	376	5. Demaryius Thomas	DEN	5,317
6. MIKE WALLACE	PIT, MIA	375			
AVG PER CATCH (MIN. 150 REC)			RECEIVING TDS		
PLAYER	TEAMS	AVG.	PLAYER	TEAMS	TDS
1. Malcom Floyd	S.D.	17.4	1. MIKE WALLACE	PIT, MIA	47
2. Josh Gordon	CLE	17.1	2. Demaryius Thomas	DEN	41
3. Torrey Smith	BAL	16.9	3t. Wes Welker	N.E., DEN	38
4. MIKE WALLACE	PIT, MIA	15.6	3t. Eric Decker	DEN, NYJ	38
5. T.Y. Hilton	Ind	15.3	5. A.J. Green	CIN	35

WALLACE 10 TOUCHDOWNS

With his two touchdowns vs. Minnesota in Week 16, WR Mike Wallace tied his career high with 10 touchdown receptions in 2014. His 10 touchdown receptions were the most by a Dolphins player since Chris Chambers had 11 touchdowns in 2009 and are tied for the 11th-most in franchise history.

MOST TD RECEPTIONS IN A SEASON, TEAM HISTORY

TD	PLAYER
18	Mark Clayton (1984), 73 receptions
14	Mark Clayton (1988), 86 receptions
12	Nat Moore (1977), 52 receptions
12	Mark Clayton (1991), 70 receptions
11	Karl Noonan, Paul Warfield twice, Mark Duper, Chris Chambers twice
10	Mike Wallace (2014), 67 receptions
10	Three other Players

WALLACE 25-YARD-PLUS

Also since 2009, Wallace has been one of the NFL's biggest deep threats and his 62 catches of 25-plus yards are third-most in the NFL during that time:

LEADING NFL RECEIVERS IN 25+-YARD RECS, 2009-14

PLAYER	TEAM	25+ RECS
1. DeSean Jackson	PHI., WAS	80
2. Calvin Johnson	DET	70
3t. MIKE WALLACE	PIT, MIA	62
3t. Jordy Nelson	G.B.	62
5. Vincent Jackson	S.D., T.B.	61

WALLACE MOST RECEPTIONS IN A GAME

In Week 1 vs. New England, WR Mike Wallace recorded seven receptions for 81 yards and a touchdown. His seven receptions are the third-most he's recorded in a game in his career.

MIKE WALLACE MOST RECEPTIONS, SINGLE GAME

REC	OPP	DATE
9 (w/MIA)	at IND	9/15/13
8 (w/Pit)	vs. NE	11/14/10
8 (w/Pit)	at BAL	9/11/11
8 (w/Pit)	vs. SEA	9/18/11
8 (w/Pit)	at OAK	9/23/12
8 (w/Pit)	at CIN	10/21/12
7 (eight times, last:)	vs. NE	9/7/14

WALLACE ACCOMPLISHES DOLPHINS FIRST SINCE 1984

WR Mike Wallace's 10-yard touchdown reception in the second quarter at Chicago in Week 7 marked his sixth touchdown reception in seven games, dating back to Week 17 of last season. He was the first Dolphins player to record touchdown receptions in a six out of seven game stretch since WR Mark Clayton accomplished the feat in 1984 (Weeks 7-13).

MIKE WALLACE SEVEN-GAME STRETCH, WEEK 17 OF 2013-WEEK 7

DATE	OPP	REC	YDS	TD
12/29/13	NYJ	5	25	1
9/7/14	NE	7	81	1
9/14/14	at Buf	5	56	1
9/21/14	KC	5	74	0
9/28/14	at Oak	3	35	1
10/12/14	GB	5	67	1
10/19/14	at Chi	5	46	1



DEFENSE NOTES



Vernon

VERNON'S THREE YEAR STRETCH

Vernon finished 2014 with 6.5 sacks. His 21.5 sacks over the first three years of his career are tied for the second most in Dolphins history for a player in their first three NFL season.

MOST SACKS BY A DOLPHINS PLAYER IN FIRST THREE NFL SEASONS


PLAYER	YEARS	1ST YR SK	2ND YR SK	3RD YR SK	TOT SK
1. Adewale Ogunleye	2001-03	0.5	9.5	15.0	25.0
2t. OLIVIER VERNON	2012-14	3.5	11.5	6.5	21.5
2t. Jeff Cross	1988-90	0	10	11.5	21.5
2t. Vern Den Herder	1971-73	1	10.5	10	21.5
5. Bryan Cox	1991-93	2	14	5	21.0

VERNON AMONG AFC SACK LEADERS

Vernon's 11.5 sacks in 2013 were tied for third-most in the AFC. Thus far in 2014, he has recorded 6.5 sacks and has totaled 18.0 over the past two seasons, tied for eighth-most in the AFC:

MOST SACKS IN AFC, 2013-14

PLAYER	TEAM	SACKS
1. Justin Houston	KC	33.0
2. J.J. Watt	Hou	31.0
3. Mario Williams	Buf	27.5
4. Elvis Dumervil	Bal	26.5
5. Terrell Suggs	Bal	22.0
6. CAMERON WAKE	Mia	20.0
7t. Jerry Hughes	Buf	19.5
7t. Robert Mathis	Ind	19.5
9. Von Miller	Den	19.0
10. OLIVIER VERNON	Mia	18.0



Jenkins

JENKINS A STAT STUFFER

In his first year as a full-time starter, LB Jelani Jenkins certainly made an impact in many ways. He not only led the team in tackles with 108 (81 solo), but he also has added 3.5 sacks and two forced fumbles. Further, he is one of three players in the NFL this season to record 100-or-more total tackles, 3.5-or-more sacks and two-or-more forced fumbles.

PLAYERS WITH 100+ TOT TK, 3.5+ SK and 2+ FF

PLAYER	TM	G	TOT	SKS	YDS	FF	PD
JELANI JENKINS	Mia	15	108	3.5	26.5	2	1
David Harris	NYJ	16	124	6	49.5	2	1
Jamie Collins	NE	15	115	4	30	4	3

JELANI ACCOMPLISHES FIRST SINCE 2006

In Week 13 at the New York Jets, LB Jelani Jenkins set a career high with 16 tackles (eight solo), surpassing his previous high of 14 tackles (10 solo) vs. Kansas City in Week 3. Moreover, his 16 total tackles are the most for a Dolphins player since Dec. 17, 2006 when Zach Thomas had 21 against the Buffalo Bills and he became only the second Dolphins player other than Thomas to finish with 15 or more tackles in a game in the past 20 years.

JELANI JENKINS SETS CAREER HIGH IN TOTAL TACKLES

DATE	OPP	TOT	SOLO	AST	QBH	TFL
12/1/14	at NYJ	16	8	8	1	2



Starks

STARKS PICKS

DT Randy Starks recorded the fourth interception of his career when he picked off an Andy Dalton pass at Cincinnati (10/7/12), which is tied for third-most among active defensive tackles.

MOST INTERCEPTIONS BY AN ACTIVE DEFENSIVE TACKLE

PLAYER	CURRENT TEAM	INT
Kevin Williams	Min	5
Haloti Ngata	Bal	5
RANDY STARKS	MIA	4
Darnell Dockett	Ari	4
Jonathan Babineaux	Atl	3
Justin Smith	SF	3
Dwan Edwards	Car	3
Vince Wilfork	NE	3

STARKS AMONG DT SACK LEADERS

Since Starks joined the Dolphins in 2008, his 30.5 sacks are the sixth-most among defensive tackles in the NFL:

NFL SACK LEADERS AMONG DEFENSIVE TACKLES SINCE 2008

PLAYER	G	TOT	SOLO	AST	SKS
1. Justin Smith	110	414	300	114	43.5
2. Ndamukong Suh	78	238	179	59	36.0
3. Antonio Smith	111	218	162	56	33.5
4. Kyle Williams	98	362	236	126	32.5
5. Geno Atkins	73	171	104	67	32.0
6. Randy Starks	111	253	192	61	30.5
7. Cullen Jenkins	91	176	134	42	29.5



Delmas

DELMAS NAMED AFC DEFENSIVE PLAYER OF WEEK

Miami Dolphins S Louis Delmas was named AFC Defensive Player of the Week for Week 8 of the 2014 NFL season.


Delmas had two tackles, a fumble recovery, a pass defended and an interception, which he returned 81 yards for Miami's opening score, in the Dolphins 27-13 victory against the Jacksonville Jaguars. The 81-yard interception, the eighth-longest in franchise history, of Jaguars QB Blake Bortles was his first interception of the season and seventh of his career. The touchdown was the second of Delmas' six-year career, the first occurred on December 20, 2009 as a member of the Detroit Lions when he picked off a Kurt Warner pass and returned it 101 yards for a score. Delmas also became the first Miami player to record an interception and a fumble recovery in the same game since Reshad Jones recorded an interception and two fumble recoveries vs. Buffalo on Dec. 23, 2012. Additionally, he was the first player to recover an opponent's fumble and return an interception for a touchdown in the same game since Roy Williams on December 29, 2002.

The honor marks the first AFC Defensive Player of the Week for Delmas, who signed as a free agent with the Dolphins on Mar. 10, 2014. Delmas was also honored in 2009 as the NFC Rookie of the Month for September.

Since the award was established in 1984, this is the eighth time and second consecutive season a Dolphins safety has earned the AFC's weekly defensive honor. Previous Dolphins winners at safety include Michael Thomas (2013, Week 15), Lance Schulters (2005, Week 3), Brock Marion (Delmas 2001, Week 13), Brian Walker (2000, Week 11), Shawn Wooden (1997, Week 1), Louis Oliver (1992, Week 5 and 1989, Week 5) and Glenn Blackwood (1985, Week 15). Delmas joins Thomas (2013), Schulters (2005) and Oliver (1989) as Dolphins safeties who won the honor in their first season with the team.



DEFENSE NOTES



Grimes

GRIMES' PICKS SINCE 2009

Despite missing all but one game of the 2012 season, Grimes has posted a total of 21 interceptions from 2009-14. His total is tied for fifth-most by any NFL cornerback during that time span.

INTERCEPTIONS LEADERS AMONG CORNERBACKS, 2009-14

PLAYER	TOTAL INT	YDS
1. Asante Samuel	25	351
2. Richard Sherman	24	308
3. Aqib Talib	23	378
4. Tramon Williams	22	323
5t. BRENT GRIMES	21	312
5t. DeAngelo Hall	21	363
7. Johnathan Joseph	20	407
8. Antonio Cromartie	19	335

GRIMES' PASSES DEFENSED SINCE 2009

Also since 2009, Grimes' 80 passes defended are tied for the seventh most in the NFL despite missing all but one game of 2012.

PASS DEFENSED LEADERS, 2009-14

Player	G	PD
1. Tramon Williams	95	97
2t. Darrelle Revis	79	90
2t. Dominique Rodgers-Cromartie	92	90
4. Brandon Carr	96	89
5. Brandon Flowers	88	88
6. Joe Haden	72	87
7t. Brent Grimes	77	80
7t. Johnathan Joseph	88	80

GRIMES CONSECUTIVE INTS

CB Brent Grimes made a leaping interception in the end zone during the second quarter at Detroit in Week 10, resulting in his third-straight game with an interception, matching his longest consecutive streak with an interception in his career dating back to 2009 as a member of the Atlanta Falcons (12/20 at NYJ – 2, 12/27/09 vs. Buf – 1 and 1/3/10 at TB – 1).

GRIMES CONSECUTIVE INTS, WEEKS 8-10

DATE	OPP	INT	YDS	TD
10/26/14	at Jax	1	22	1
11/2/14	SD	2	26	0
11/9/14	at Det	1	0	0

GRIMES AMONG NFL LEADERS IN INTS

CB Brent Grimes totaled five interceptions in 2014. His five picks were one shy of his career high set in 2009 as a member of the Atlanta Falcons and were tied for the third-most in the NFL in 2014.

NFL INTERCEPTION LEADERS

PLAYER	TEAM	G	INT	YDS	TD
1t. Glover Quin	Det	16	7	117	0
2. Tashaun Gipson	Cle	11	6	158	1
3t. BRENT GRIMES	MIA	16	5	80	1
3t. Four other players tied with 5			5		

GRIMES NAMED AFC PLAYER OF WEEK

Miami Dolphins CB Brent Grimes was named AFC Defensive Player of the Week for Week 9 of the 2014 NFL season.

Grimes had two interceptions, three tackles, two pass defended and a tackle for loss, in the Dolphins 37-0 victory over the San Diego Chargers on November 2, 2014. The two interceptions, which came on consecutive possessions, were the second multi-interception game of the eight year pro's career and first as a member of the Dolphins.

The honor marks the first AFC Defensive Player of the Week for Grimes, who joined the Dolphins as an unrestricted free agent on March 30, 2013 from the Atlanta Falcons. It is his second career Player of the Week Award as he was also honored in 2010 as the NFC Player of the Week for Week 15 (12/19 at Seattle).

For the first time since 2005 and the 10th in franchise history, the Dolphins have earned Player of the Week honors in consecutive weeks, S Louis Delmas received the award Week 8.

ROOKIE MCCAIN SHINES IN FIRST NFL GAME



McCain

LB Chris McCain burst onto the NFL scene in Week 1 vs. New England. He blocked a punt in the first quarter, the first time in team history that the Dolphins have blocked a punt in the first quarter of a season opener. The last time Miami blocked a punt in their first game of the season was vs. Buffalo (9/10/89) when Dolphins RB/TE Jim Jensen blocked Bills P John Kidd's punt in the third quarter. McCain later recorded a sack of Patriots QB Tom Brady in the third quarter for a loss of nine yards, joining Daryl Gardener (1996), Dion Jordan (2013), Kendall Langford (2008), Koa Misi (2010), Derrick Rodgers (1997), Jason Taylor (1997) and Zach Thomas (1996) as the only Dolphins rookies to record a sack in their NFL debuts.

JONES SACKS



With his one sack in 2014, S Reshad Jones has collected 6.5 career sacks in his career, which is tied for second-most sacks by a defensive back in Dolphins history. His sack of Jacksonville QB Blake Bortles this season moved Jones past Liffort Hobley and into a tie with Patrick Surtain.

MOST SACKS BY A DEFENSIVE BACK, DOLPHINS HISTORY

PLAYER	YEARS	SACKS
1. Jeremiah Bell	2004-11	11.0
2t. RESHAD JONES	2010-14	6.5
2t. Patrick Surtain	1998-2004	6.5
4. Liffort Hobley	1987-93	6.0
5t. Jerry Wilson	1996-2000	5.5

JONES RETURNS


After making his season debut in Week 6 vs. Green Bay on Oct. 12, S Reshad Jones has been making plays all over the field. Among safeties during that time, he ranked fourth in tackles with 79 (70 solo), tied for ninth in sacks with one and tied for sixth in interceptions with three. Further, he is one of only three players in the NFL from Weeks 6-17 to record 70-or-more tackles, one-or-more sacks and three-or more interceptions.

PLAYERS WITH 70+ TOTAL TACKLES, 1+ SACKS AND 3+ INTERCEPTIONS, SINCE WEEK 6

PLAYER	TM	TOT	SOLO	AST	SKS	PD	INT	YDS
RESHAD JONES	Mia	79	70	9	1	7	3	62
Charles Woodson	Oak	87	63	24	1	4	4	35
Ryan Mundy	Chi	74	52	22	1	5	4	52



DEFENSE NOTES



Wake

WAKE SACKS

DE Cameron Wake has recorded 63.0 sacks in his career, tied for the fourth-most in the NFL from 2009-14. In 2014, he recorded 11.5, becoming the fourth Dolphins player since sacks became an official statistic in 1982 to record double digit sacks in at least three seasons with the team – Jason Taylor (six seasons), Trace Armstrong (three seasons) and Jeff Cross (three seasons).

MOST SACKS IN NFL, 2009-14

PLAYER	TEAM	SACKS
1. Jared Allen	Min, Chi	76.5
2. DeMarcus Ware	Dal, Den	73.5
3. Elvis Dumervil	Den, Bal	64.0
4. CAMERON WAKE	Mia	63.0
5t. Tamba Hali	KC	61.0
6. Clay Matthews	GB	61.0

Wake's 51.5 sacks through his first five seasons with the team are the most in franchise history:

MOST SACKS IN FIRST FIVE SEASONS WITH DOLPHINS

PLAYER	YEARS	TOTAL SACKS
1. CAMERON WAKE	2009-13	51.5
2. Bill Stanfill	1969-73	49.0
3. Trace Armstrong	1995-99	40.0
4t. Vern Den Herder	1971-75	39.5
4t. Jason Taylor	1997-01	39.5

After recording 11.5 sacks in 2014, Wake has totaled 63.0 sacks in his career, the most sacks for a player through their first six seasons with the team in franchise history:

MOST SACKS IN FIRST SIX SEASONS WITH DOLPHINS

PLAYER	YEARS	TOTAL SACKS
1. CAMERON WAKE	2009-14*	63.0
2. Bill Stanfill	1969-74	59.0
3. Jason Taylor	1997-02	58.5
4. Trace Armstrong	1995-2000	56.5
5. Jeff Cross	1988-93	44.0

WAKE CLIMBING DOLPHINS RECORD BOOKS

Wake's 63.0 sacks are good for the fifth-most in franchise history:

MIAMI DOLPHINS ALL-TIME CAREER SACK LEADERS

PLAYER	YEARS	TOTAL SACKS
1. Jason Taylor	1997-07, 2009, 2011	131.0
2. Bill Stanfill	1969-76	67.5
3. Doug Betters	1978-87	65.5
4. Vern Den Herder	1971-81	64.0
5. CAMERON WAKE	2009-14	63.0
6. Jeff Cross	1988-95	59.5
7. Trace Armstrong	1995-00	56.5
8t. Bob Baumhower	1977-86	39.5
8t. Kim Bokamper	1977-85	39.5
10. A.J. Duhe	1977-84	38.5

WAKE ALL-TIME UNDRAFTED SACKER

Wake's 63.0 sacks in his career are the most by an undrafted player in team history:

ALL-TIME UNDRAFTED MIAMI DOLPHINS SACK LEADERS

PLAYER	YEARS	TOTAL SACKS
1. CAMERON WAKE	2009-14	63.0
2. Adewale Ogunleye	2001-03	25.0
3. Brian Sochia	1986-91	15.0
4. Jay Williams	2002-04	10.5
5. Chuck Klingbeil	1991-95	7.5

Wake's 63.0 sacks in his career also are tied for eighth-most by an undrafted player since sacks became an official stat in 1982:

MOST SACKS BY UNDRAFTED PLAYERS IN NFL HISTORY (SINCE 1982)

TEAM	SEASON	TOTAL SACKS
1. Reggie White	1985-00	198.0
2. John Randle	1990-03	137.5
3. William Fuller	1986-98	100.5
4. Lee Williams	1984-93	82.5
5. James Harrison	2002-14	71.5
6. Adewale Ogunleye	2001-10	67.0
7. Chris Clemons	2004-14	65.0
8t. James Hall	2000-11	63.0
8t. CAMERON WAKE	2009-14	63.0
10. Keith Willis	1982-93	59.0
11. Greg Brown	1981-88	52.5

TWO-OR-MORE SACKS IN TEAM HISTORY

Wake has 13 games with two-or-more sacks, the second-most in team history after recording two vs. New England in Week 1, two at Detroit in Week 10 and two vs. Minnesota in Week 16.

MOST CAREER GAMES WITH TWO-OR-MORE SACKS IN DOLPHINS HISTORY

NAME	MULTI-SACK GAMES
1. Jason Taylor	25
2. CAMERON WAKE	13
3t. Trace Armstrong	12
3t. Jeff Cross	12
5. Doug Betters	8

MULTI-SACK WAKE

In 2014, Wake recorded four multi-sack (1.5-or-more) games, increasing his career total to 15 multi-sack games.

CAMERON WAKE'S MULTI-SACK GAMES

DATE	OPP	SACKS
9/30/12	at ARI	4.5
10/31/13	vs. CIN	3.0
12/9/12	at SF	3.0
10/17/10	at GB	3.0
9/8/13	at CLE	2.5
10/4/09	vs. BUF	2.5
12/21/14	vs. Min	2.0
11/9/14	at Det	2.0
9/7/14	vs. NE	2.0
11/7/10	at BAL	2.0
12/12/10	at NYJ	2.0
10/23/11	vs. DEN	2.0
10/12/14	vs. GB	1.5
12/5/10	vs. CLE	1.5
12/2/12	vs. NE	1.5



DEFENSE NOTES

WAKE NAMED AFC PLAYER OF WEEK

Miami Dolphins DE Cameron Wake was named AFC Defensive Player of the Week for the opening week of the 2014 NFL season. Wake had three tackles, two sacks, two quarterback hits and recorded two forced fumbles in the Dolphins 33-20 victory over their AFC East Divisional rivals New England Patriots on September 7, 2014. Wake became the first Dolphins defensive player to win the Player of the Week Award for an opening week performance since 2001 when LB Zach Thomas was selected for his performance against the Tennessee Titans on September 9, 2001.

WAKE PRODUCES CAREER FIRST IN WEEK 1

DE Cameron Wake recorded two sacks and two forced fumbles in Week 1 vs. New England. It was the first time in his career that he has notched two forced fumbles in a game. Moreover, he is the first Dolphins player to record at least two sacks and two forced fumbles in the same game since LB Charlie Anderson similarly recorded two sacks and two forced fumbles on Nov. 15, 2009 against Tampa Bay.

WAKE CONSECUTIVE SACKS

Following DE Cameron Wake's 2.0 sacks at Detroit on Nov. 9, he had recorded sacks in five consecutive games, tying a career long for consecutive games with a sack. The last time Wake recorded a sack in five straight games was in 2012 (4.5 at Ariz., 9/30/12; 1 at Cin., 10/7/12; 1 vs. StL, 10/14/12; 1 at NYJ, 10/28/12; 1 at Ind., 11/4/12).

WAKE FIVE STRAIGHT GAMES WITH AT LEAST ONE SACK

DATE	OPP	SACKS	YARDS LOST
10/12/14	GB	1.5	6.5
10/19/14	at Chi	1.0	8
10/26/14	at Jax	1.0	3
11/2/14	SD	1.0	9
11/9/14	at Det	2.0	9

VERNON AND WAKE A DYNAMIC DUO

DEs Olivier Vernon and Cameron Wake each recorded sacks in the first game of the season in 2014 against New England. Vernon tallied one sack while Wake totaled two sacks. In Week 6 vs. Green Bay, both Vernon and Wake recorded 1.5 sacks each. They did it a third time vs. San Diego when they both recorded one sack each. It marked the seventh time that the duo has recorded a sack in the same game. Further, the Dolphins are now 6-1 when they both record sacks in the same game since Vernon entered the NFL in 2012.

VERNON AND WAKE SACKS IN SAME GAME, 2012-14


DATE	OPP	SACK TOTALS	RESULT
10/14/12	vs. StL	Vernon (2-11), Wake (1-4)	W, 17-14
12/23/12	vs. Buf	Vernon (1-7), Wake (1-6)	W, 24-10
11/17/13	vs. SD	Vernon (1-7), Wake (1-5)	W, 20-16
12/8/13	at Pit	Vernon (1-6), Wake (1-2)	W, 34-28
9/7/14	vs. NE	Vernon (1-7), Wake (2-7)	W, 33-20
10/12/14	vs. GB	Vernon (1.5-9.5), Wake (1.5-6.5)	L, 27-24
11/2/14	vs. SD	Vernon (1-0), Wake (1-9)	W, 37-0

DEs Vernon and Wake have combined for 55.5 sacks since Vernon entered the NFL in 2012. The 55.5 sacks rank as the fifth-most in the NFL among duos that have been on the same team for the past three seasons and each player has recorded 15 or more sacks.

MOST SACKS IN NFL BY DUO ON SAME TEAM, 2012-14 (min. 15 sacks per player)

PLAYERS	TEAM	TOTAL
1. Tamba Hali and Justin Houston	KC	69.0
2. Chris Long and Robert Quinn	StL	61.0
3t. Greg Hardy and Charles Johnson	Car	59.0
3t. Kyle Williams and Mario Williams	Buf	59.0
5. OLIVIER VERNON AND CAMERON WAKE	MIA	55.5
6. Ahmad Brooks and Aldon Smith	SF	51.0

FINNEGAN RETURNS



Finnegan

Since CB Cortland Finnegan entered the NFL in 2006, he has recorded 18 interceptions. But it's what he does with those interceptions that stands out. His 23.7 average yards per interception return are highest in the NFL since he entered the league in 2006 among active players. Additionally, his four interceptions returned for touchdowns are tied for the eighth-most in the NFL since 2006 among active players.

HIGHEST INTERCEPTION RETURN AVG, ACTIVE PLAYERS, 2006-14 (MIN 18 INTS)

PLAYER	INT	YDS	AVG	LONG	TD
1. CORTLAND FINNEGAN	18	426	23.7	99t	4
2. Rashean Mathis	19	432	22.7	72t	3
3. Antrel Rolle	25	536	21.4	57	4
4. Dominique Rodgers-Cromartie	21	435	20.7	99t	5
5. Johnathan Joseph	25	505	20.2	60t	5

MOST INTERCEPTIONS RETURNED FOR TDS, ACTIVE PLAYERS, 2006-14

PLAYER	INT	YDS	AVG	LONG	TD
1. Charles Woodson	43	616	14.3	62t	9
2. Charles Tillman	27	476	17.6	56	7
3. Aqib Talib	27	410	15.2	59t	6
3t. Janoris Jenkins	7	279	39.9	99t	5
3t. Johnathan Joseph	25	505	20.2	60t	5
3t. Captain Munnerlyn	9	231	25.7	74t	5
3t. Dominique Rodgers-Cromartie	21	435	20.7	99t	5
8t. CORTLAND FINNEGAN	18	426	23.7	99t	4
8t. DeAngelo Hall	35	611	17.5	92t	4
8t. Antrel Rolle	25	536	21.4	57	4
8t. Josh Wilson	15	296	19.7	75t	4
8t. Darius Butler	11	271	24.6	91t	4
8t. William Gay	9	165	18.3	52t	4

FINNEGAN MAKES IMPACT WITH FUMBLE RECOVERY

CB Cortland Finnegan recovered a fumble and returned it 50 yards for a score in the third quarter at Oakland (London) in Week 4. The last time Miami recovered a fumble and returned it for a touchdown was on Sept. 19, 2010 when LB Koa Misi recovered the ball in the end zone at Minnesota. Moreover, his 50-yard fumble recovery for a touchdown is the fourth longest in team history, trailing only Jason Taylor's 85-yard return against Denver on September 11, 2005, Trell Hooper's 59-yard return and Lifford Hobley's 55-yard return, which both came against Kansas City on October 11, 1987.

LONGEST FUMBLE RETURNS FOR TOUCHDOWNS IN FRANCHISE HISTORY

FUM RT	PLAYER
85t	Jason Taylor (9/11/05 vs. Denver), Jake Plummer
59t*	Trell Hooper (10/11/87 vs. Kansas City), Robert Parker
55t*	Lifford Hobley (10/11/87 vs. Kansas City), Chris Smith
50t	CORTLAND FINNEGAN (9/28/14 at Oakland), aborted snap by Matt McGloin
48t	Renaldo Hill (11/19/06 vs. Minnesota), Chester Taylor
48t	Jason Taylor (11/1/09 at N.Y. Jets), Shonn Greene

* The second and third longest returns were done in replacement games



SPECIAL TEAMS NOTES

BLOCKED KICKS

With five blocked kicks in 2014 (three punts and two field goals), Miami's special teams units had the second most blocks in the NFL. DE Terrence Fede's blocked punt vs. Minnesota (12/21) set a new single-season franchise record for most blocked punts in a season, three, besting two blocks in 1972, 1973, 1974, 1978, 1991, 1996 and 2011. The last time the Dolphins blocked five kicks in a season was in 1977. Since 2010 when Darren Rizzi was named special team's coordinator, the Dolphins have amassed 13 blocked kicks (seven punts and six field goals) during that time.

2014 BLOCKED KICKS LEADERS

TEAM	BP	BK	TOT BLK
1. Philadelphia	4	2	6
2. MIAMI	3	2	5
3. New England	1	3	4

STURGIS' ROOKIE KICKING RECORDS



Sturgis

K Caleb Sturgis' 128 points scored in 2014 were the second most points scored in a season in franchise history.

MOST POINTS SCORED IN A SEASON, TEAM HISTORY

FG	PLAYER
144	Olindo Mare (1999), 39 FG, 27 XP
128	CALEB STURGIS (2014), 29 FG, 41 XP
124	Pete Stoyanovich (1992), 30 FG, 34 XP

STURGIS GOES LONG

Sturgis connected on three field goals of 50-or-more yards in 2013 and 2014, tied for the third most in team history in a single season:


MOST 50+ FIELD GOALS IN TEAM HISTORY, SINGLE SEASON

50+FG	NAME	SEASON
4	Olindo Mare	2003
4	Dan Carpenter	2010
3	CALEB STURGIS	2013 and 2014
3 (4 other times)		

Sturgis converted a career-high four field goals in Week 1 vs. New England.

STURGIS' MOST FIELD GOALS MADE, SINGLE GAME

DATE	OPP	FGM	FGA	LG
9/7/14	NE	4	4	38
7 times with 3 (last:)	at NYJ	3	4	43



Denney

DENNEY SETS RECORD

LS John Denney has played in all 160 games of his nine-year career with the Dolphins. He passed Jason Taylor for first place in Dolphins history for most consecutive games played in Week 3 of 2013 vs. Atlanta (9/22):

MOST CONSECUTIVE GAMES PLAYED IN DOLPHINS HISTORY

PLAYER	CONSECUTIVE GAMES PLAYED	STREAK
1. JOHN DENNEY	160*	1ST IN 2005 THROUGH 16th IN 2014
2. Jason Taylor	130	15th in 1999 through 16th in 2007
3. Jim Langer	128	10th in 1970 through 9th in 1979
4. Garo Yepremian	127	2nd in 1970 through 16th in 1978
5. Bob Baumhower	125	1st in 1977 through 14th in 1984

* active



Fields

FIELDS IS DOLPHINS LEADER

P Brandon Fields has established himself as one of the most productive punters in NFL history. His 46.8 average yards per punt ranks fourth all-time for highest average:

NFL'S ALL-TIME CAREER GROSS PUNTING AVERAGE LEADERS

PLAYER	TEAM	YEARS	GMS	PUNTS	YARDS	AVG.
1. Shane Lechler	Oak, Hou	2000-14	238	1185	56,249	47.5
2. Bryan Anger	Jax	2012-14	48	280	13,155	47.0
3. Thomas Morstead	NO	2009-14	96	354	16,626	47.0
4. BRANDON FIELDS	Mia	2007-14	128	594	27,780	46.8
5. Andy Lee	SF	2004-14	176	941	43,468	46.2

Fields' 46.7 yard average and 39.2 net average are the highest career averages in team history:

HIGHEST PUNTING AVERAGE, TEAM HISTORY

PLAYER	YEARS	AVG.
1. BRANDON FIELDS	2007-14	46.8
2. Reggie Roby	1983-92	43.3
3. Matt Turk	2000-04	41.0

HIGHEST NET PUNTING AVERAGE, TEAM HISTORY

PLAYER	YEARS	AVG.
1. BRANDON FIELDS	2007-14	39.2
2. Matt Turk	2000-04	36.5
3. Reggie Roby	1983-92	36.1

FIELDS' BIG LEG

Fields has recorded a punting average of 48.8 yards or greater three times in his career. He is one of only two players (Shane Lechler) in NFL history to record three such seasons. There have been 13 times that a player has recorded a 48.8 punting yards average or more.

48.8-OR-MORE PUNTING YARDS AVG. SEASONS

PLAYER	SEASON/TEAM	G	PUNT	YDS	AVG
Shane Lechler	2009 Oak	16	96	4,909	51.1
Shane Lechler	2011 Oak	16	78	3,960	50.8
Shane Lechler	2007 Oak	16	73	3,585	49.1
Shane Lechler	2008 Oak	16	90	4,391	48.8
BRANDON FIELDS	2012 Mia	16	74	3,715	50.2
BRANDON FIELDS	2011 Mia	16	78	3,810	48.8
BRANDON FIELDS	2013 Mia	16	85	4,150	48.8

FIELDS DAY

In Week 13 at the New York Jets, P Brandon Fields had one of the best punting days in his career. He punted the ball four times for 216 yards (54.0 avg.) and had a net average of 50.5. His 50.5 net average was the second highest net average in a game in his career with a minimum of three punts and it was the second highest net average of any punter in the NFL in 2014.

HIGHEST NET PUNTING AVERAGE IN NFL, SINGLE GAME

PLAYER	DATE	TM	OPP	PUNT	YDS	AVG	LG	NET YDS	NET AVG
1. Tress Way	9/25/14	Was	NYG	4	233	58.3	77	222	55.5
2. BRANDON FIELDS	12/1/14	Mia	NYJ	4	216	54.0	60	202	50.5
3. Andy Lee	10/19/14	SF	Den	5	272	54.4	71	250	50.0
4. Ryan Quigley	10/5/14	NYJ	SD	8	409	51.1	64	397	49.6
5. Thomas Morstead	12/21/14	NO	NYJ	4	200	50.0	63	198	49.5



DOLPHINS RECORD BOOK

DOLPHINS COACHING RECORDS

HEAD COACH	YEARS	W	L	T	PCT.
George Wilson	1966-69	15	39	2	.278
Don Shula	1970-95	274	147	2	.648
Jimmy Johnson	1996-99	38	31	0	.551
Dave Wannstedt	2000-04	43	33	0	.566
Jim Bates	2004	3	4	0	.429
Nick Saban	2005-06	15	17	0	.469
Cam Cameron	2007	1	15	0	.063
Tony Sparano	2008-11	29	33	0	.468
Todd Bowles	2011	2	1	0	.667
JOE PHILBIN	2012-14	23	25	0	.479



Former Head Coach Don Shula patrols the sideline against the Buffalo Bills on Sept. 13, 1976

NFL RECORDS HELD BY DOLPHINS

Most Seasons Leading NFL in Attempts

5 Dan Marino (1984, 1986, 1988, 1992, 1997)

Most Seasons Leading NFL in Completions

6 Dan Marino (1984-86, 1988, 1992, 1997)

Most Consecutive Seasons Leading NFL in Completions

3 Dan Marino (1984-86); tied with George Blanda (Hou., 1963-65)

Most Seasons Leading NFL in Passing Yards Gained

5 Dan Marino (1984-86, 1988, 1992); tied with Sonny Jurgensen (Phi. 1961-62, Was. 1966-67, 1969)

Most Games, 400 or More Yards Passing in a Career

13 Dan Marino (1983-99)

Most Games, 400 or More Yards Passing in a Season

4 Dan Marino (1984); tied with Peyton Manning (Den. 2013)

Most Consecutive Games, 400 or More Yards Passing

2 Dan Marino (1984); tied with six others

Most Interceptions in a Game

4 Dick Anderson (Miami vs. Pittsburgh, Dec. 3, 1973); tied with 12 others

Most Interceptions Returned for a Touchdown in a Game

2 Dick Anderson (Miami vs. Pittsburgh, Dec. 3, 1973) and Mike Kozlowski (Miami vs. N.Y. Jets, Dec. 16, 1983); tied with 29 others

Most Kickoffs Returned for a Touchdown in a Game

2 Ted Ginn Jr. (Miami vs. N.Y. Jets, Nov. 1, 2009); tied with 9 others

Most Combined Returns for a Touchdown in a game

2 Ted Ginn Jr. (Miami vs. N.Y. Jets, Nov. 1, 2009); tied with 33 others

Most Career Fumbles Returned for a Touchdown

6 Jason Taylor (Miami, 1997-2007; Was., 2008; Miami, 2009; N.Y. Jets, 2010; Miami, 2011)

Most Consecutive Home Wins by a Team

27 Miami (1971-74)

Most Two-Point Conversions in a Season

Miami 6 (1994); tied with Minnesota (1997)

Most Seasons Leading NFL in Fewest Times Sacked

10 Miami (1973, 1982-90)

Most Consecutive Seasons Leading NFL in Fewest Times Sacked

9 Miami (1982-1990)

Fewest Times Sacked in a Season

7 Miami (1988)

Most Seasons Leading NFL in Fewest Penalties

13 Miami (1968, 1976-84, 1986, 1990-91)

Most Consecutive Seasons Leading NFL in Fewest Penalties

9 Miami (1976-1984)

Most Seasons Leading NFL in Fewest Yards Penalized

14 Miami (1967-68, 1973, 1977-84, 1990-91, 2010)

Most Consecutive Seasons Leading NFL in Fewest Yards Penalized

8 Miami (1977-84)



Hall of Fame Quarterback Dan Marino



POSITION-BY-POSITION BREAKDOWN

QUARTERBACKS (2)

NO	NAME	HT	WT	EXP	COLLEGE
8	Matt Moore	6-3	220	8	Oregon State
17	Ryan Tannehill	6-4	220	3	Texas A&M

Veteran Additions: Draft Choices/College Free Agents: None. Losses from 2013: Pat Devlin.



Matt Moore completed two passes for 21 yards in two brief appearances this season (9/28 at Oak; 11/2 vs. SD)...**Ryan Tannehill** started every game, finished with 4,045, establishing a new career high, he joined Dan Marino as the only quarterbacks in franchise history to surpass 4,000 yards in a season, Marino's 4,453 yards in 1994 were the last time a Dolphins player threw for more than 4,000 yards...His 27 touchdowns were a career high and the sixth most in Dolphins history and the most by a Dolphins player since Dan Marino threw 30 in 1994... Also set career highs with a completion percentage of 66.4 and a quarterback rating of 92.8...His 22 yard run vs. San Diego (11/2) put him in the company of Steve Young and Michael Vick as the only QBs with a 20+ yard run in at least 4 consecutive games in the past 25 years... Completed 24-of-34 passes for 288 yards and three touchdowns, good for a 125.6 passer rating in 37-0 win vs. San Diego, his 125.6 passer rating established a new career high...His three touchdown passes vs. San Diego tied his career high...Extended his consecutive games streak with at least a 70 percent completion rate for the fifth-straight game (71.4 percent at New York Jets), he is the only quarterback in the franchise to accomplish that feat and was the only player to do it in four-straight games.

RUNNING BACKS (4)

NO	NAME	HT	WT	EXP	COLLEGE
26	Lamar Miller	5-10	224	3	Miami
30	Daniel Thomas	6-1	235	4	Kansas State
33	LaMichael James	5-9	195	3	Oregon
34	Damien Williams	5-11	221	R	Oklahoma

Veteran Additions: LaMichael James (San Francisco). Draft Choices/College Free Agents: Damien Williams (CFA).



LaMichael James made his Miami debut at Denver (11/23), carrying the ball two times for four yards...**Lamar Miller** started every game and broke the 1,000 yards rushing in a season mark for the first time in his career, finishing with 1,099 rush yards...Had a career long 97-yard touchdown run vs. New York Jets that was also the longest run in franchise history and the third longest run in NFL history...**Daniel Thomas** finished the season with 44 carries for 168 yards and two touchdowns in 12 appearances ...**Damien Williams** played in every game, rushing 36 times for 122 yards and 21 receptions for 187 yards one touchdown.

WIDE RECEIVERS (6)

NO	NAME	HT	WT	EXP	COLLEGE
10	Brandon Gibson	6-0	210	6	Washington State
11	Mike Wallace	6-0	200	6	Mississippi
14	Jarvis Landry	5-11	202	R	Louisiana State
18	Rishard Matthews	6-0	215	3	Nevada
82	Brian Hartline	6-2	200	6	Ohio State
83	Matt Hazel	6-1	202	R	Coastal Carolina

Veteran Additions: None. Draft Choices/College Free Agents: Matt Hazel, Jarvis Landry (D2). Losses from 2013: Marlon Moore (Cleveland), Marcus Thigpen.



Brandon Gibson caught 29 passes for 295 yard and one touchdown in 14 games...**Brian Hartline** started every game, catching 39 passes for 474 yards, two touchdowns and surpassed Duriel Harris with his 25-yard reception in the first quarter at Oakland (London) for sole possession of ninth-most receptions in franchise history...With the reception, he extended his consecutive games streak with a reception to 30, where the streak would end...**Matt Hazel** was signed to the active roster on Dec. 20...**Jarvis Landry** played in every game with 11 starts and finished the season with 84 receptions, fourth most all-time in a season in Dolphins history...His 84 mark is nine more than the previous record holder for most rookie receptions in a season, RB Terry Kirby (75 in 1993)...He finished in sixth place in NFL history for most receptions by a rookie...In one of the strongest rookie wide receiver classes in NFL history, finished second among them with his 84 receptions... Impacted special teams by finishing fourth in the NFL with a kick return average of 28.1 yards...Named to NFL.com's Midseason All-Rookie Team as a kick returner...Named AFC Special Teams Player of the Month for October...**Rishard Matthews** played in 14 games, catching 11 passes for 122 yards and two touchdowns...**Mike Wallace** started every game, hauling in 67 passes and tying a career high with 10 touchdowns.

TIGHT ENDS (3)

NO	NAME	HT	WT	EXP	COLLEGE
42	Charles Clay	6-3	255	4	Tulsa
80	Dion Sims	6-4	265	2	Michigan State
85	Gerell Robinson	6-4	220	1	Arizona State

Veteran Additions: Gerell Robinson. Draft Choices/College Free Agents: Arthur Lynch (D5). Losses from 2013: Michael Egnew.



Charles Clay finished the season with 58 receptions for 605 yards and three touchdowns...Went over 100 yards receiving vs. Minnesota (12/21 -114 yards)...**Dion Sims** played in 14 games with one start and set career highs in receptions (24) and yards (284) and touchdowns (two)...**Gerell Robinson** was signed to the active roster on (12/15).



POSITION-BY-POSITION BREAKDOWN

OFFENSIVE LINEMEN (9)

CENTER					
NO	NAME	HT	WT	EXP	COLLEGE
64	Samson Satele	6-3	300	8	Hawaii
65	Sam Brenner	6-2	310	2	Utah
GUARD					
NO	NAME	HT	WT	EXP	COLLEGE
51	Mike Pouncey	6-5	305	4	Florida
63	Dallas Thomas	6-5	315	2	Tennessee
66	Shelley Smith	6-4	310	5	Colorado State
67	Daryn Colledge	6-4	308	9	Boise State
77	Billy Turner	6-5	313	R	North Dakota State
TACKLE					
NO	NAME	HT	WT	EXP	COLLEGE
70	Ja'Wuan James	6-6	315	R	Tennessee
74	Jason Fox	6-6	310	5	Miami

Veteran Additions: Daryn Colledge (Arizona), Jason Fox (Detroit), Samson Satele (Indianapolis), Shelley Smith (St. Louis). Draft Choices/College Free Agents: Ja'Wuan James (D1), Billy Turner (D3). Losses from 2013: David Arkin, Sam Brenner, Tyson Clabo (Houston), Richie Incognito (free agent), John Jerry (NY Giants), Bryant McKinnie (free agent), Danny Watkins (free agent).



Sam Brenner was signed to the active roster on Dec. 23...**Daryn Colledge** started 12 games before his 134 and 103 games played and started streak ended vs. San Diego (11/2), respectively they were the longest streaks among active guards...Was part of an offensive line that produced 361 first downs for the season, tied for the second most first downs in a season in franchise history, helped RB Lamar Miller surpass the 1,000 yards rushing mark (1,099) for the first time in his career, and protected QB Ryan Tannehill on his way to throwing for 4,045 passing yards (most since Dan Marino's 4,453 in 1994)...**Jason Fox** started two games, and played in eight...**Ja'Wuan James** was named to NFL.com's Midseason All-Rookie Team...Started all 16 games...After T Branden Albert went down with an injury at Detroit, James played and started at left tackle for the remainder of the season...Was part of an offensive line that produced 361 first downs for the season, tied for the second most first downs in a season in franchise history, helped RB Lamar Miller surpass the 1,000 yards rushing mark (1,099) for the first time in his career, and protected QB Ryan Tannehill on his way to throwing for 4,045 passing yards (most since Dan Marino's 4,453 in 1994)...**Mike Pouncey**...Started 12 games at right guard...Was part of an offensive line that produced 361 first downs for the season, tied for the second most first downs in a season in franchise history, helped RB Lamar Miller surpass the 1,000 yards rushing mark (1,099) for the first time in his career, and protected QB Ryan Tannehill on his way to throwing for 4,045 passing yards (most since Dan Marino's 4,453 in 1994)...**Samson Satele** started all 16 games at center...Was part of an offensive line that produced 361 first downs for the season, tied for the second most first downs in a season in franchise history, helped RB Lamar Miller surpass the 1,000 yards rushing mark (1,099) for the first time in his career, and protected QB Ryan Tannehill on his way to throwing for 4,045 passing yards (most since Dan Marino's 4,453 in 1994)...**Shelley Smith** played in 10 games with three starts...**Dallas Thomas** played in 14 games with nine starts...**Billy Turner** Saw action in the last two games of the season, vs. Minnesota and vs. N.Y. Jets.

DEFENSIVE LINEMEN (9)

NO	NAME	HT	WT	EXP	COLLEGE
50	Olivier Vernon	6-2	268	3	Miami
62	Deandre Coleman	6-3	315	R	California
78	Terrence Fede	6-4	282	R	Marist
79	Derrick Shelby	6-2	282	3	Utah
90	Earl Mitchell	6-3	310	5	Arizona
91	Cameron Wake	6-3	262	6	Penn State
94	Randy Starks	6-3	305	11	Maryland
95	Dion Jordan	6-6	275	2	Oregon
98	Jared Odrick	6-5	304	5	Penn State

Veteran Additions: Earl Mitchell (Houston). Draft Choices/College Free Agents: Terrence Fede (D7), Deandre Coleman. Losses from 2013: Paul Soliai (Atlanta).



Deandre Coleman was signed to the active roster on Dec. 23...**Terrence Fede** recorded 10 tackles in 11 games...Recorded the first sack of his career for a loss of four yards in the fourth quarter at Jacksonville, bringing down QB Blake Bortles...Sealed a win vs. Minnesota when he blocked a punt in the fourth quarter in the end zone for a safety...**Dion Jordan** played in 10 games, making his first career start in season finale vs. New York...Tallied 13 tackles, six special teams tackles and one sack on the season...**Earl Mitchell** started six games and played in all 16, recording 33 tackles, two sacks and his first career blocked field goal at Detroit, for which he was named Sports Illustrated's Special Teams Player of the Week by Peter King...**Jared Odrick** started every game, recording 29 tackles, one sack and a career high five passes defended...**Derrick Shelby** played in 15 games, setting a new career high with three sacks...**Randy Starks** played in 15 games with 14 starts, finished the season with four and a half sacks, 26 tackles, one fumble recovery and combined on his first career safety vs. Kansas City along with LB Jelani Jenkins...**Olivier Vernon** started every game, recording 47 tackles, six and a half sacks, two forced fumbles and a blocked field goal at Jacksonville...**Cameron Wake** was elected to his fourth Pro Bowl after tallying double digit sacks (11.5), 36 tackles, three passes defended and three forced fumbles... Won NFL Defensive Player of the Week for his efforts vs. New England...It is the second time he won the award (Week 9 vs. Cincinnati in 2013)...Named to CBSSports.com Midseason All-Pro Team by Pete Prisco.



POSITION-BY-POSITION BREAKDOWN

LINEBACKERS (8)

NO	NAME	HT	WT	EXP	COLLEGE
52	Philip Wheeler	6-2	245	7	Georgia Tech
53	Jelani Jenkins	6-0	245	2	Florida
55	Koa Misi	6-3	252	5	Utah
56	Jonathan Freeny	6-2	250	3	Rutgers
57	Jordan Tripp	6-3	240	R	Montana
58	Chris McCain	6-5	250	R	California
93	Jason Trusnik	6-4	252	8	Ohio Northern
97	Kelvin Sheppard	6-2	252	4	LSU

Veteran Additions: Kelvin Sheppard (FA). Draft Choices/College Free Agent: Chris McCain (CFA), Jordan Tripp (D5b). Losses from 2013: Austin Spitler (Baltimore).



Jonathan Freeny in 12 games, recorded three tackles, seven special teams tackles and blocked one punt vs. Green Bay...**Jelani Jenkins** stepped in for LB Dannell Ellerbe after he left the opener vs. New England with an injury, Jenkins proceeded to lead the team in tackles with 108 on the season and added three and a half sacks, two forced fumbles and one pass defended...**Chris McCain** played in 10 games...Saw his first career action vs. New England...Blocked a first quarter New England punt and sacked Patriots QB Tom Brady for a loss of nine yards...His blocked punt marked the first time in team history that the Dolphins have blocked a punt in the first quarter of a season opener...**Koa Misi** started 11 games, making 66 stops and recovering one fumble...**Kelvin Sheppard** played in 13 games with one start, recorded 20 tackles and one forced fumble...**Jordan Tripp** played in 13 games, mainly on special teams...**Jason Trusnik** played in every game and started five...Registered 39 tackles, one fumble recovery and his first career interception which came at New England...**Philip Wheeler** played in 15 games with five starts, and registered 45 tackles.

DEFENSIVE BACKS (9)

CORNERBACK					
NO	NAME	HT	WT	EXP	COLLEGE
21	Brent Grimes	5-10	183	8	Shippensburg
24	Cortland Finnegan	5-10	190	9	Samford
36	T.J. Heath	6-0	190	2	Jacksonville State
41	R.J. Stanford	5-10	187	4	Utah
SAFETY					
NO	NAME	HT	WT	EXP	COLLEGE
20	Reshad Jones	6-1	215	5	Georgia
27	Jimmy Wilson	5-11	205	4	Montana
35	Walt Aikens	6-1	210	R	Liberty
38	Don Jones	5-11	205	2	Arkansas State
44	Jordan Kovacs	5-10	210	2	Michigan

Veteran Additions: Louis Delmas (Detroit), Cortland Finnegan (St. Louis), Jordan Kovacs, R.J. Stanford. Draft Choices/College Free Agents: Walt Aikens (D4). Losses from 2013: Nolan Carroll (Philadelphia), Chris Clemons (Houston), Chris Owens (Kansas City).




Walt Aikens played in 15 games, recording 10 tackles, one pass defended and five special teams tackles...Intercepted his first career pass at Oakland (London), returning it for 43 yards...**Cortland Finnegan** started 12 games and recorded 44 tackles, nine passes defended, one forced fumble and recovered a fumble at Oakland (London) and returned it 50 yards for a score in the third quarter...**Brent Grimes** will make his second-consecutive and third overall trip to the Pro Bowl, having been selected to the 2011 NFC Pro Bowl squad as a member of the Atlanta Falcons, after finishing tied for third in the NFL with five interceptions...Was named AFC Defensive Player of the Week, a career first, for Week 9 of the 2014 NFL with his two interception performance in Miami's 37-0 shutout win vs. San Diego...**T.J. Heath** signed from the Miami practice squad to the active roster on Dec. 13...**Reshad Jones**, despite missing the first four games of the season due to an NFL suspension, finished second on the team in tackles with 80, adding three interceptions, seven passes defended and one forced fumble...Was recognized by Peter King as his Sports Illustrated Defensive Player of the Week for his efforts vs. San Diego where he led the team in tackles (five solo) for the fourth straight week in 37-0 shutout win, including one for a loss on an early 4th and one attempt by the Chargers. and added his second interception of the season in the second quarter and returned it 16 yards...**Jordan Kovacs** was signed to the active roster on November 4, 2014...**Don Jones** was claimed off waivers on November 28, after spending the first nine games of the season with the New England Patriots...Led the team in tackles, seven solo, in his first start of 2014 vs. Buffalo (11/13)...**Jimmy Wilson** played in 14 games with nine starts, making 57 stops, one interception and two passes defended.

SPECIALISTS (3)

NO	NAME	HT	WT	EXP	COLLEGE
2	Brandon Fields	6-5	249	8	Michigan State
9	Caleb Sturgis	5-9	190	2	Florida
92	John Denney	6-5	252	10	BYU

Veteran Additions: None. Draft Choices/College Free Agents: None. Losses from 2013: None.



John Denney played in every game this season, extending his consecutive games played streak to 160, most in franchise history...Recovered a RB Damien Williams forced fumble on a third quarter punt at Denver (11/23).....**Brandon Fields** punted 58 times for 2,688 yards with 21 punts inside the 20 and a net average of 38.6...**Caleb Sturgis** surpassed Pete Stoyanovich for the second-most points in a season in franchise history with 128 (29 field goals and 41 extra points).



DOLPHINS CYCLING CHALLENGE - FEB. 7-8, 2015



The Miami Dolphins will be holding the 5th Annual Dolphins Cycling Challenge on February 7-8, 2015.

Launched in 2010, the Dolphins Cycling Challenge (DCC) has raised \$7 million dollars for cancer research in just four short years, with the goal of \$5 million in 2015! With 100% of participant-raised funds staying in the local community, the DCC is committed to helping the Sylvester Comprehensive Cancer Center achieve NCI designation – making it one of the best of the best in the country!

“The Miami Dolphins are committed to our community and the people who live here. South Florida deserves a world-class cancer center and we are honored to support innovative cancer research at Sylvester,” said Tom Garfinkel, President and CEO.

With less than two months before event weekend, DCC already has more than 2,000 people signed up to participate in one of six bike routes or the inaugural 5k run/walk at the stadium.

“We are excited to have every level and every department within the Dolphins involved this year,” said Garfinkel. “With the event outside of the regular season, both the football and business side can TACKLE CANCER.”

New this year, the DCC will be hosting a kick-off party on Friday, February 6 from 4-8pm at the stadium. The kick-off will be a festival type atmosphere, with participants picking up their credentials, filling up on power food and beverages and being entertained by local DJs and musical acts. Miami Dolphins players, alumni, cheerleaders and coaches will be in attendance to rally the crowd.

The DCC is dedicated to improving people's lives through the financial support of innovative cancer research at the Sylvester Comprehensive Cancer Center. This is done through a fun, safe and exceptional bike ride with routes in Palm Beach, Ft. Lauderdale and Miami and 5k run/walk at Sun Life Stadium, with 100% of participant-raised funds going directly to Sylvester. Founded by the Miami Dolphins in 2010, the DCC has already raised \$7 million. DCC V will be held February 7-8, 2015.





COMMUNITY EVENTS OF THE SEASON - MIAMI DOLPHINS, AARP FOUNDATION PACK AND DELIVER ONE MILLION MEALS



The Miami Dolphins, through their Special Teams Driven by Chevy Volunteer program, partnered with AARP Foundation on Saturday, Sept. 20 to pack and deliver ONE MILLION MEALS for individuals 50+ in South Florida and support Feeding South Florida with the donation. Over 4,000 volunteers donated their time, including a significant number of youth sports teams, churches and community groups, to pack 150,000 pounds of food for those less fortunate.

"It was so exciting to be out here today. The energy inside and outside the tent was incredible. Seven percent of older Floridians are at risk of hunger each and every day," AARP Foundation President Lisa Marsh Ryerson said. "It took a lot of people that were dedicated to the cause and the reason why it worked was because the Miami Dolphins and AARP Foundation were both committed to helping people in need in the community. These nutritious, high quality meals help people get food that will be incredibly meaningful in their lives."

"It was an amazing thing to see thousands of volunteers help pack meals today," Miami Dolphins President & CEO Tom Garfinkel said. "It really hammers home the idea of stronger together for all of South Florida to join in this great event."

A spirited environment of altruism remained the theme of the day, with mascot T.D., Miami Dolphins Cheerleaders, the Miami Dolphins Women's Organization, over 25 Miami Dolphins Alumni and thousands of enthusiastic volunteers packed over 950,000 meals. In total, one million meals will be distributed in the South Florida community.





COMMUNITY EVENTS OF THE SEASON - MIAMI DOLPHINS AND SUN LIFE FINANCIAL PRESENT \$220,000 IN GRANTS AND SCHOLARSHIPS TO SOUTH FLORIDA NONPROFITS & STUDENTS AT SURPRISE CEREMONIES



Miami Dolphins CB Jamar Taylor and P Brandon Fields present Kyandra Dorestin with a college scholarship with friends and family watching from the crowd at Plantation High School



Miami Dolphins star Jamar Taylor presents Junior Appo with a college scholarship while friends and family watch from the crowd at Miami Edison Senior High School

Outstanding South Florida students Joeniseley Mathurin, Kyandra Dorestin, Junior Appo thought they were attending a typical high school assembly when Miami Dolphins CB Jamar Taylor and P Brandon Fields surprised them at their schools on Oct. 20. Dorestin attends Plantation High School, Appo is a senior at Miami Edison Senior High School and Mathurin is a member at Boys & Girls Clubs of Palm Beach County. In recognition of these student's remarkable academic achievements, Twan Russel and Nat Moore of the Dolphins, and Sun Life Financial Group Manager John Hak surprised Mathurin, Dorestin and Appo, along with their supporting nonprofit organization of Boys & Girls Clubs of Palm Beach County, HANDY and Little Haiti Optimist Foundation, with \$55,000 each in grants and scholarships at a special Sun Life Rising Star Awards presentation.

HANDY, Little Haiti Optimist Foundation, Boys & Girls Clubs of Palm Beach County each received a \$50,000 grant, while Joeniseley Mathurin, Kyandra Dorestin, Junior Appo each received a \$5,000 Sun Life Rising Star college scholarship. In total, four South Florida students and nonprofit organizations will receive \$220,000 in grants and scholarships from Sun Life this year. The Sun Life Rising Star Awards program is dedicated to improving educational opportunities for students and education-based nonprofit organizations that support them in our nation's under-served metropolitan areas.

This year, Sun Life will provide \$660,000 in grants, scholarships and other resources to outstanding organizations and students in Boston, Nashville, San Francisco, South Florida and the Tulsa/Oklahoma City area. By the end of 2014, Sun Life Financial will have committed nearly \$5 million to 86 students and 79 nonprofit organizations in 16 different cities across the country. Sun Life has committed \$1.1 million in South Florida to local education-based nonprofit organizations and under-served area students.



Miami Dolphins cheerleaders present Kyandra Dorestin with a college scholarship while friends and family watch from the crowd at Plantation High School



Miami Dolphins star Nat Moore presents Junior Appo with a college scholarship while friends and family watch from the crowd at Miami Edison Senior High School



SUN LIFE STADIUM MODERNIZATION PLAN

SUN LIFE STADIUM MODERNIZATION PLAN APPROVED BY MIAMI-DADE COUNTY COMMISSION



The modernization of Sun Life Stadium is ready to move forward.

The Miami-Dade County Commission on Tuesday, June 17 approved Mayor Carlos Gimenez's plan for bonus payments to the Miami Dolphins for hosting marquee events in exchange for Dolphins Owner Stephen Ross being financially responsible for the \$350 million renovation of the stadium without county assistance.

"I want to thank the Board of County Commissioners and Mayor Gimenez for approving this unique and creative plan to bring Super Bowls and other marquee events to Miami-Dade County," Ross said in a statement. "We have one of the world's most aspirational cities and, as such, deserve a stadium that will provide significant economic impact to Miami-Dade County. This will not only secure the future of the Dolphins, but will ensure that Miami has one of the world's best venues to host events of this magnitude going forward."

The resolution, which was co-sponsored by District Commissioner Barbara Jordan, was approved around 1 p.m. on Tuesday after approximately 1 hour and 45 minutes of discussion.

"I'm just excited that we can break ground and get started on creating a world-class facility for a world-class community," said Dolphins President & CEO Tom Garfinkel. "Now the hard work really begins. We've got to get the renovation plans finalized, start construction and get it done."

Garfinkel spoke before the county commission and the Dolphins delegation in downtown Miami, which included Pro Football Hall of Famers Dan Marino and Larry Little, along with former Dolphins greats Jason Taylor, Dick Anderson and Nat Moore.

Taylor said it was important for former players to show their support.

"We are the Miami Dolphins," Taylor said. "All the former players, guys that live in this community still and make this home, we are the Miami Dolphins. It's not just an owner or the players or the staff, it's all of us included and it's important for us to come out and support and do what we can to help. There's plenty of politicians and lobbyists and all that that do the dirty work. We lend a hand where we can."

As Marino pointed out, he played in the first-ever game at Sun Life Stadium back in the 1987 preseason, and he's thrilled it's about to get a facelift.

"I think it's great for the community," Marino said after the vote. "I'm a Dolphins fan. It's part of my life, playing there so many years. I'm excited that it's going to be around and get a new look."

With the agreement with Miami-Dade County in place, Garfinkel said the Dolphins intend to bid next spring for the next available Super Bowl, SB LIII to crown a champion in the 2018 season.

"That was part of the intent of trying to get it done," Garfinkel said. "We want to bring in as many marquee events as we can as soon as we can."

Garfinkel said the modernization of the stadium would be done in two stages, with the goal to have all of the work done before the start of the 2016 season.

The new deal was reached under what was termed a Performance-Based Marquee Event Grant Agreement.

The agreement, which is designed to help bring marquee events such as Super Bowls, college football championships, college football semifinals, World Cup soccer matches as well as other international soccer events, is for a period of 20 years.



MIAMI DOLPHINS START STADIUM MODERNIZATION

A HOST OF IMPROVEMENTS IS EXPECTED TO BE COMPLETE BY THE START OF THE 2016 FOOTBALL SEASON

On June 28, 2014, the Miami Dolphins commenced work on the modernization of Sun Life Stadium. The multi-year construction project officially began following a successful vote before the Miami-Dade Board of County Commissioners on June 17, 2014. The project, which will encompass a host of improvements, including all new seats, a shade canopy, new video boards, and concourse and concession improvements, is expected to be complete by the start of the 2016 football season. Upon completion, Sun Life Stadium will be a best-in-class facility capable of attracting world-class events to South Florida for the next 25 years.

"Today is an exciting day for the Miami Dolphins and South Florida as we mark the beginning of our comprehensive stadium modernization project," said Tom Garfinkel, President & Chief Executive Officer of the Miami Dolphins and Sun Life Stadium. "Once complete, the stadium will serve as a global destination that will bring a diverse set of world-class events and significant economic benefits to Miami-Dade County."





DOLPHINS ON THE AIR THIS SEASON

CEFALO, GRIESE AND ROSE RETURNED TO THE BOOTH IN 2014

WBGG (105.9 FM) and WINZ (940 AM) concluded their fifth year as the flagship stations for the Miami Dolphins Radio Network.

On March 1, 2010, the Dolphins announced a multi-year radio broadcast rights partnership with Clear Channel Communications that resulted in WBGG-FM (Big 105.9) and WINZ-AM (940 – The Sports Animal) being the Dolphins flagship stations. All Dolphin preseason, regular season and playoff games are broadcast exclusively in South Florida on those two outlets and throughout South and Central Florida on the Miami Dolphins Radio Network.

In addition to the game broadcasts, a two-hour pregame and a two-hour postgame show rounds out “Dolphins Game Day Live” coverage on WBGG, WINZ, The Miami Dolphins Radio Network, Dolphins.com, FanVision, the In-Stadium Television Network, the Dolphins Television Network and the Dolphins mobile app.

In July 2014, the Dolphins announced a multi-year extension of their partnership with Univision Radio in Miami to be the Spanish language flagship station of the Miami Dolphins. Univision Radio’s WQBA-AM (1140 AM) and the Miami Dolphins Spanish Radio Network broadcast every preseason, regular season and post-season Dolphins game. This season marks the 33rd consecutive year that Dolphins games will be broadcast in Spanish.



In 2014, Joe Rose, Bob Griese and, Jimmy Cefalo return to the Dolphins’ radio team.

Jimmy Cefalo concluded his 10th season as part of the Dolphins’ radio team, and is certainly well known as both a broadcaster and a former Dolphins player. For many years he served as the sports anchor for WPLG-TV (Channel 10), first joining that station in October of 1992 as the host of “Sports Monday.” Since then he became the sports anchor for Local 10 News Monday through Friday and anchored the station’s popular “Sports Jam Live,” which aired on Sunday nights.

Prior to his broadcasting career, Cefalo played seven seasons with the Dolphins (1978-84) as a wide receiver, and finished with 93 catches for 1,739 yards and 13 touchdowns. His best season came in 1981, when he caught 29 passes for 631 yards (21.8 yards per catch) and three touchdowns. He also was a member of two Dolphins Super Bowl teams, and in Super Bowl XVII against the Washington Redskins, he caught a 76-yard touchdown pass from David Woodley, which at the time was the second-longest reception in Super Bowl history. Cefalo originally joined the Dolphins as a third-round draft choice in 1978 following a stellar collegiate career at Penn State.

Joe Rose again joins Cefalo on the team’s radio broadcasts, and like Cefalo, he built a broadcast career after his playing days ended. He is in his ninth season as a Dolphins radio analyst and served as the sports director for WTVJ-TV (Channel 6), joining that station in 1992. In past years he has hosted “The Coaches Show” on that outlet and was featured on the station’s successful “Sunday Sports Final” as well. Rose is well known locally for his popular 6-10 a.m. weekday show on WQAM.

Rose was a Dolphins tight end from 1980-85, and in that time caught 112 passes for 1,493 yards and 13 touchdowns. He had his best year in 1983, when he had 29 catches for 345 yards and three touchdowns. He is best known for catching Dan Marino’s first regular season touchdown pass, a six-yard reception on September 19, 1983 in Los Angeles versus the Raiders. Rose originally was a seventh-round draft pick of the Dolphins in 1980 after playing at the University of California.

Joining Rose and Cefalo in the booth for the regular season is former Dolphins great and Pro Football Hall of Fame member Bob Griese, who is in his fourth year as a member of Miami’s radio team after a long tenure on ABC and ESPN’s broadcast teams for college football.

On the Spanish broadcasts, Raul Striker, Jr. returned for his ninth season. In addition to those duties, he is well known for his extensive sports reporting on Spanish radio and television outlets in South Florida. Roly Martin joined him in the booth to assist in calling games.

2014 MIAMI DOLPHINS RADIO NETWORKS

LOCATION	NETWORK	LOCATION	NETWORK
Florida Keys	WKWF 1600 AM	Miami	WINZ 940 AM
Fort Lauderdale	WBGG 105.9 FM	Miami	WQBA 1140 AM (Spanish)
Fort Lauderdale	WINZ 940 AM	Orlando	ESPN 580 AM
Fort Lauderdale	WQBA 1140 AM (Spanish)	Stuart	WCZR 101.7 FM
Fort Myers/Naples	WRXK 96 K-Rock FM	Vero Beach	WCZR 101.7 FM
Fort Pierce	WCZR 101.7 FM	West Palm Beach	WZZR 94.3 FM
Miami	WBGG 105.9 FM	West Palm Beach	WRLX 92.1 FM (Spanish)



Roly Martin and Raul Striker



MIAMI DOLPHINS MEDIA WORKROOM ACCESS PARKING INFORMATION FOR THE 2014 SEASON

As a reminder, the workroom for accredited media covering the Miami Dolphins is located behind the Dolphins Pro Shop at the Doctors Hospital Training Facility at Nova Southeastern University. Access to the media workroom is granted by the Communications Staff to members of the media upon their arrival at training camp.

Parking passes are distributed by the Communications Department. The passes need to be clearly displayed to gain entry into the media parking areas. Media parking is available at the Nova Southeastern University Medical School garage (HPD Garage), which is next to the Dolphins Pro Shop, and located near the intersection of University Drive and S.W. 30th Street, between Griffin Road and I-595. Access to this garage is off University Drive and S.W. 30th Street. In the event the HPD Garage is full, the overflow media parking will be in the AUX Parking Lot next to the NOVA Softball fields.

PLEASE NOTE – ALL MEDIA ARE ASKED TO PARK ON THE SECOND FLOOR OF THE HPD GARAGE. PARKING ON THE FIRST FLOOR IS RESERVED FOR NOVA PATIENTS ONLY. THE GARAGE WILL BE MONITORED BY NOVA AND THOSE WHO PARK ON THE FIRST FLOOR WILL BE TICKETED.

PLEASE PREARRANGE ALL LIVE TRUCK PARKING through the Miami Dolphins Communications Department.

DIRECTIONS TO DOCTORS HOSPITAL TRAINING FACILITY AT NOVA SOUTHEASTERN UNIVERSITY

FROM I-95 OR FLORIDA'S TURNPIKE

Exit at I-595; proceed west to University Drive exit
Turn left (south) onto University Drive
Proceed to S.W. 30th Street (Abe Fischler Blvd.) turn left (east)
Proceed past the Miami Dolphins facility to Ray Ferrero Jr. Blvd.
Turn right and parking facility will be on your right.

UNIVERSITY DRIVE

From north of I-595
Take University Drive south past I-595 to S.W. 30th Street (Abe Fischler Blvd.) turn left (east).
Proceed past the Miami Dolphins facility to Ray Ferrero Jr. Blvd.
Turn right and parking facility will be on your right.

FROM SOUTH OF GRIFFIN ROAD

Take University Drive north past Griffin Road to S.W. 30th Street (Abe Fischler Blvd.) turn right (east)
Proceed past the Miami Dolphins facility to Ray Ferrero Jr. Blvd.
Turn right and parking facility will be on your right.





WEEK 1 VS. NEW ENGLAND

GAME 1: MIAMI 33, NEW ENGLAND 20

SUNDAY, SEPT. 7 • 1 P.M. ET • SUN LIFE STADIUM • MIAMI GARDENS, FLA.



GAME SUMMARY

The Dolphins didn't make it easy on themselves in their season opener against the New England Patriots at Sun Life Stadium, but they still found a way to come up with a big victory Sunday after a tremendous second-half performance.

The Dolphins won their second consecutive season opener, scoring 23 unanswered points in the second half to beat the Patriots 33-20. Miami beat Cleveland in its 2013 opener on its way to a 3-0 start on the season.

It was the second consecutive Dolphins victory against New England, following their 24-20 thriller at Sun Life Stadium last December.

On Sunday, the Dolphins won thanks to a 13-point third quarter that included a 14-yard touchdown pass from Ryan Tannehill to Mike Wallace and a pair of short field goals by Caleb Sturgis.

The Dolphins got an insurance touchdown with 3:29 left in the fourth quarter when Knowshon Moreno put the finishing touches on a memorable Dolphins debut with a 4-yard run to cap an 85-yard drive.

Moreno finished with 134 yards, thanks to some strong blocking from the new-look Dolphins offensive line and his ability to see the hole and break tackles.

The defense also came up big for Miami, particularly with a dominating second-half performance.

The Dolphins shut down the high-powered New England offense despite playing without its three starting linebackers — Philip Wheeler, who was inactive, and Dannell Ellerbe and Koa Misi, who both left the game with injuries in the first quarter.

After allowing the Patriots to rack up 248 yards in the first half, the Dolphins defense stiffened in the second half. The Dolphins sacked Tom Brady on four of New England's first four possessions of the second half, with Cameron Wake, rookie Chris McCain, Olivier Vernon and Wake again taking down the Patriots quarterback.

Wake forced a fumble on his first sack, setting up the Wallace touchdown that tied the game at 20.

The Dolphins defense held New England to a mere two first downs in the second half before the Patriots' last possession.

The Dolphins trailed by 10 at halftime despite a start they couldn't have scripted any better.

The defense held New England to a three-and-out, punter Ryan Allen then dropped the snap on fourth down and McCain came in to block the punt to give the Dolphins the ball at the Patriots 15-yard line.

Four plays later, Tannehill hit Lamar Miller in the flat for a 4-yard touchdown and quick 7-0 lead.

But the Dolphins turned the ball over on their next three possessions, fumbles by Wallace and Miller sandwiched around an interception by Tannehill.

The interception, with the game tied 7-7, really hurt because it came on an underthrow when Wallace was wide open behind the New England secondary.

The turnovers helped the Patriots score 17 unanswered points before the Dolphins cut the deficit to 17-10 with a 38-yard field goal by Sturgis on the last play before the two-minute warning. Sturgis added a fourth field goal, from 27 yards out, with 2:44 left in the fourth quarter.

New England answered Sturgis' first field goal with a field goal drive before halftime, with Stephen Gostkowski connecting from 46 yards out with 6 seconds left.

That set the stage for the second half when the Dolphins took over the game and completely manhandled their AFC East opponents.

SCORING

SCORE BY PERIODS	1	2	3	4	OT	Total
New England Patriots	10	10	0	0	0	20
Miami Dolphins	7	3	13	10	0	33

SCORING DRIVES

Team	Qtr	Time	Play Description (Extra Point) (Drive info)	NE	MIA
Dolphins	1	11:46	L.Miller 4 yd. pass from R.Tannehill (C.Sturgis kick) (4-15, 1:50)	0	7
Patriots	1	5:10	S.Vereen 2 yd. run (S.Gostkowski kick) (13-80, 6:36)	7	7
Patriots	1	0:47	S.Gostkowski 47 yd. Field Goal (7-6, 2:52)	10	7
Patriots	2	8:37	R.Gronkowski 6 yd. pass from T.Brady (S.Gostkowski kick) (11-94, 4:19)	17	7
Dolphins	2	1:59	C.Sturgis 38 yd. Field Goal (11-55, 4:25)	17	10
Patriots	2	0:06	S.Gostkowski 45 yd. Field Goal (8-47, 1:53)	20	10
Dolphins	3	10:46	C.Sturgis 24 yd. Field Goal (8-66, 4:14)	20	13
Dolphins	3	6:55	M.Wallace 14 yd. pass from R.Tannehill (C.Sturgis kick) (4-34, 2:04)	20	20
Dolphins	3	2:38	C.Sturgis 22 yd. Field Goal (10-50, 3:15)	20	23
Dolphins	4	3:29	K.Moreno 4 yd. run (C.Sturgis kick) (12-85, 6:01)	20	30
Dolphins	4	2:44	C.Sturgis 27 yd. Field Goal (4-5, 0:20)	20	33

TEAM STATISTICS

	PATRIOTS	DOLPHINS
TOTAL FIRST DOWNS	20	25
THIRD DOWN EFFICIENCY	5-17-29%	7-13-54%
FOURTH DOWN EFFICIENCY	2-4-50%	0-0-0%
TOTAL NET YARDS	315	360
NET YARDS RUSHING	89	191
NET YARDS PASSING	226	169
PASS ATTEMPTS-COMPLETIONS-HAD INTERCEPTED	56-29-0	32-18-1
KICKOFFS Number-In End Zone-Touchbacks	5-4-2	8-7-5
PUNTS Number and Average	6-40.2	2-50.0
FGs - PATs Had Blocked	0-0	0-0
TOTAL RETURN YARDAGE (Not Including Kickoffs)	15	24
PENALTIES Number and Yards	9-100	4-26
FUMBLES Number and Lost	3-2	3-2
TOUCHDOWNS	2	3
EXTRA POINTS Made-Attempts	2-2	3-3
FIELD GOALS Made-Attempts	2-2	4-4
RED ZONE EFFICIENCY	2-2-100%	3-6-50%
GOAL TO GO EFFICIENCY	2-2-100%	2-3-67%
SAFETIES	0	0
TIME OF POSSESSION	29:33	30:27

INDIVIDUAL STATISTICS

RUSHING (Att-Yds): New England, S. Vereen 7-36, S. Ridley 8-21, J. Edelman 2-21, B. Bolden 2-8, T. Brady 1-3. Miami, K. Moreno 24-134, L. Miller 11-59, R. Tannehill 3-(-2).

PASSING (C-A-Y-TD-Int): New England, T. Brady 29-56-249-1-0. Miami, R. Tannehill 18-32-178-2-1.

RECEIVING (Rec-Yds): New England, J. Edelman 6-95, K. Thompkins 5-37, S. Vereen 5-35, R. Gronkowski 4-40, D. Amendola 3-16, T. Wright 3-15, S. Ridley 2-7, B. Bolden 1-4. Miami, M. Wallace 7-81, L. Miller 4-19, C. Clay 2-27, B. Hartline 2-26, D. Sims 1-9, B. Gibson 1-9, G. Hoskins 1-7.

SACKS (Sk-Yds): New England, J. Mayo 1-9. Miami, C. Wake 2-7, O. Vernon 1-7, C. McCain 1-9.

INTERCEPTIONS (Int-Yds): New England, A. Dennard 1-0. Miami, none.

TACKLES (S-A-T): Miami, J. Mayo 10-2-12, J. Collins 8-0-8, S. Siliga 6-0-6, R. Ninkovich 4-0-4, Cha. Jones 4-0-4, P. Chung 3-1-4, D. McCourty 2-1-3, A. Dennard 2-0-2, M. Utler 2-0-2, V. Wilfork 1-1-2, D. Revis 1-0-1, L. Ryan 1-0-1, T. Wilson 1-0-1, K. Arrington 1-0-1, J. Vellano 1-0-1, D. Hightower 0-1-1. Miami, J. Wilson 4-3-7, J. Jenkins 5-1-6, L. Delmas 4-0-4, W. Davis 3-1-4, C. Finnegan 3-1-4, B. Grimes 3-1-4, C. Wake 3-0-3, O. Vernon 3-0-3, J. Odrick 3-0-3, J. Trusnik 3-0-3, J. Taylor 3-0-3, K. Misi 2-0-2, D. Ellerbe 2-0-2, E. Mitchell 2-0-2, C. McCain 1-0-1, R. STarks 1-0-1, J. Freeny 0-1-1.

Missed Field Goals: New England, none. Miami, none.



WEEK 1 POSTGAME NOTES VS. PATRIOTS

• Miami defeated New England, 33-20. The victory gives the Dolphins back-to-back wins (24-20 in Week 15 of last season) against New England for the first time since Week 17 of the 2000 season (27-24 on Dec. 24) and Week 4 of the 2001 season (30-10 on Oct. 7).

• Miami's win also gives the team season-opening victories in back-to-back seasons for the first time since the 2001-02 seasons when the Dolphins defeated Tennessee, 31-23, on Sept. 9, 2001 and Detroit, 49-21, on Sept. 8, 2002. Last year, the Dolphins defeated Cleveland, 23-10, on Sept. 8.

• With today's win, Miami is now 10-8 in kickoff weekend home games. Moreover, Miami now holds a 34-14-1 (70.8 percent) record in home openers, the fourth-best winning percentage at home. The Dolphins have now won all three of their home openers under **Head Coach Joe Philbin**. Last season, Miami defeated Atlanta, 27-23, in their home opener on Sept. 22 in Week 3 and, in 2012, Miami defeated Oakland, 35-13, on Sept. 16 in Week 2.

• Today's paid attendance was 70,630.

• With today's 33-20 win, Miami is now 51-44 in regular season action against the Patriots.

• **QB Ryan Tannehill**, **DE Cameron Wake** and **LB Jason Trusnik** served as today's game captains.

• Miami's offensive line today featured five different starters in new positions in the season-opening game for the first time since the club's inaugural season in 1966. Additionally, the offensive line started five new starters in a season-opening game that did not start a single game for the team in the previous season for the first time in the NFL since the 2004 San Diego Chargers.

• Miami had 13 rookies on the Week 1 roster, the most since the team joined the NFL in 1970. The Dolphins have featured 12 rookies on the Week 1 roster in four seasons - 1966, 1968, 1979 and 1996. The 13 rookies are: **S Walt Aikens**, **RB Orleans Darkwa**, **DE Terrence Fede**, **DT Bruce Gaston**, **TE Harold Hoskins**, **T Ja'Wuan James**, **DT Anthony Johnson**, **WR Jarvis Landry**, **LB Chris McCain**, **CB Sammy Seamster**, **LB Jordan Tripp**, **G Billy Turner**, **RB Damien Williams**.

• With an announced kickoff of 89 degrees, this afternoon's game tied for the fifth-warmest home opening temperature in franchise history. The Dolphins are now 10-2 in games where the temperature is 89 degrees or warmer. The Miami Dolphins are 19-9 in home openers when the temperature is 86 degrees or warmer.

• The last time Miami scored 30-or-more points in a season opener was in a 34-10 victory at home against Denver on September 11, 2005.

• Miami outscored New England 23-0 in the second half and outgained the Patriots 222 total net yards to 67. Miami also recorded 14 first downs in the second half compared to New England's five. The last time Miami blanked New England in the second half occurred on Dec. 23, 2007 at New England. On defense, the Dolphins edged the Patriots four to one in sacks and forced two turnovers, while committing none. Further, Miami scored 23 second half points, the last time the team did that was at Pittsburgh on Dec. 8, 2013 (24 points in the second half).

• Miami finished the game with 25 first downs. The last time the Dolphins recorded 25 first downs occurred on Dec. 1, 2013 at the New York Jets. It was the only time the team recorded 25 or more first downs in 2013.

• The following players made their NFL debut this afternoon against New England: **S Walt Aikens**, **RB Orleans Darkwa**, **TE Harold Hoskins**, **T Ja'Wuan James**, **DT Anthony Johnson**, **WR Jarvis Landry**, **LB Chris McCain**, **CB Sammy Seamster** and **RB Damien Williams**.

• The following players made their Dolphins debut this afternoon against New England: **T Branden Albert**, **G Daryn Colledge**, **S Louis Delmas**, **CB Cortland Finnegan**, **DT Earl Mitchell**, **RB Knowshon Moreno** and **G Shelley Smith**.

• **LB Chris McCain** blocked a punt in the first quarter. The last time the Dolphins blocked a punt was on Dec. 8, 2013 at Pittsburgh (Mat McBriar) by **S Jimmy Wilson**. It was the first time in team history that the Dolphins have blocked a punt in the first quarter of a season opener. The last time Miami blocked a punt in their first game of the season was vs. Buffalo (9/10/89) when Dolphins **RB/TE Jim Jensen** blocked Bills **P John Kidd's** punt in the third quarter. The last player in the NFL to block a punt in his NFL debut was **WR Taj Smith** of the Indianapolis Colts on Dec. 5, 2010.

• With the 4-yard touchdown pass from **QB Ryan Tannehill** to **RB Lamar Miller**, the Dolphins scored their first opening drive touchdown since 2011. The last opening drive to start a season that ended with a touchdown was when **QB Chad Henne** scored on a 9-yard run, capping a 12-play 84-yard drive against New England on 9/12/11. Today's opening score drive was four plays for 15 yards in 1:50.

• When **QB Ryan Tannehill** hit **RB Lamar Miller** on a 4-yard touchdown reception at 3:14, it was the earliest touchdown scored by the Dolphins in a season opener since **John Stofa** scored on an 8-yard run at the 1:41 mark of the first quarter in the season opener at the Denver Broncos on September 17, 1967.

• **RB Lamar Miller's** 4-yard touchdown reception was the first touchdown reception of his career. It was also the first touchdown in his career against the Patriots.

• **QB Ryan Tannehill** completed 5-of-5 passes for 40 yards and a touchdown in the first quarter, good for a 139.6 passer rating. His 139.6 first quarter passer rating was the second-highest in his career.

• **TE Harold Hoskins** recorded a 7-yard reception in the second quarter, the first of his career.

• The Dolphins' second scoring drive went 11 plays for 55 yards in 4:25 and ended with a 38-yard field goal by **K Caleb Sturgis**.

• With his 11-yard reception, **WR Brian Hartline** has now recorded a reception in 27-straight games. It is the Dolphins longest current reception streak. The last game that Hartline failed to record a reception was vs. St. Louis (10/14/12).

• **K Caleb Sturgis** converted a 24-yard on the Dolphins opening possession of the second half. The drive went eight plays for 55 yards in 4:14. The last time Miami scored on their opening possession after halftime in a season opener was vs. New England (9/12/11) when **QB Chad Henne** hit **WR Brian Hartline** for a 10-yard touchdown reception. The last time Miami scored on their first possession after halftime was vs. New England (12/5/13) when **K Caleb Sturgis** kicked a 32-yard field goal. That scoring drive was eight plays for 48 yards in 3:43.

• **DE Cameron Wake** recorded a sack in the third quarter against Patriots **QB Tom Brady**. On the play, he forced a fumble, which was recovered by **S Louis Delmas**. The forced fumble was the 10th of Wake's career, with the last one occurring vs. Cincinnati on Oct. 31, 2013. It was the fifth time Delmas has recovered a fumble in his career, with the last one occurring on Sept. 11, 2011 at Tampa Bay as a member of the Detroit Lions.

• **DE Cameron Wake** recorded another sack and forced fumble in the fourth quarter. **DT Anthony Johnson** recovered the fumble, the first of his career.

• **DE Cameron Wake's** two sacks and two forced fumbles were the first time in his career he has recorded multiple forced fumbles in a single game.

• **DE Cameron Wake's** two sacks moved him past Greg Brown for the 10th-most sacks by an undrafted player in NFL history. He now has 53.5.

• On the possession following the fumble recovery, **WR Mike Wallace** was on the receiving end of a 14-yard touchdown pass from **QB Ryan Tannehill** in the third quarter. The scoring drive went four plays for 34 yards in 2:04.

• **WR Mike Wallace** finished the game with seven receptions for 81 receiving yards and a touchdown. Wallace surpassed 5,000 career receiving yards in the first quarter.

• **K Caleb Sturgis' 27-yard** field goal in the fourth quarter established a new career high with four field goals in a game. The scoring drive went four plays for five yards in 0:20 with 2:44 remaining in the game.

• **LB Chris McCain's** sack of Patriots **QB Tom Brady** in the third quarter for a loss of nine yards has him join **Daryl Gardener** (1996), **Dion Jordan** (2013), **Kendall Langford** (2008), **Koa Misi** (2010), **Derrick Rodgers** (1997), **Jason Taylor** (1997) and **Zach Thomas** (1996) as the only Dolphins rookies to record a sack in their NFL debuts, according to Pro Football Reference.

• **DE Olivier Vernon** recorded a fourth quarter sack of Patriots **QB Tom Brady** for a loss of seven yards.

• **RB Knowshon Moreno** recorded 24 rushing attempts for 134 yards, the third-most rushing yards in his career. It was the sixth 100-yard rushing output of his career. He also became the first 100-yard rusher for the Dolphins since **RB Daniel Thomas** recorded 105 yards on 16 carries at Pittsburgh on Dec. 8, 2013.

• **RB Knowshon Moreno's** 134 rushing yards were the third-most by a running back in a Dolphins debut.

• With **RB Knowshon Moreno** rushing for 134 yards on 24 carries, it is the first time a running back gained 100-plus yards rushing in his Dolphins debut since **RB Ricky Williams** rushed for 111 yards on 20 carries and two scores against the Detroit Lions on September 8, 2002.

• **RB Knowshon Moreno** capped a 12-play, 89-yard drive in 6:01 with a 4-yard rushing touchdown in the fourth quarter with 3:29 remaining.

• **RB Knowshon Moreno** surpassed 3,500 career rushing yards in the effort today vs. New England.

• **LB Jelani Jenkins** recorded a career-high six tackles. His previous high was three vs. Buffalo on Oct. 20, 2013.

• **LS John Denney** extended his consecutive games played streak to 145, most in franchise history.

• **CB Cortland Finnegan** started the 100th game of his career.

• **DT Jared Odrick** appeared in the 50th game of his career.

• **DT Randy Starks** improved his consecutive games played streak to 109, most among active NFL defensive tackles. He also recorded a pass defended vs. New England today, the 20th of his career.

• **RB Lamar Miller** rushed 11 times for 59 yards (5.4 avg.) and surpassed 1,000 career rushing yards in the process.



WEEK 2 VS. BUFFALO

GAME 2: BUFFALO 29, MIAMI 10

SUNDAY, SEPT. 14 • 1 P.M. ET • RALPH WILSON STADIUM • ORCHARD PARK, N.Y.



GAME SUMMARY

Like they did in their season opener against the New England Patriots, the Dolphins faced a halftime deficit at Ralph Wilson Stadium. But they weren't able to pull off a second consecutive comeback, falling 29-10 to the Buffalo Bills in their road opener.

The Dolphins are now 1-1 on the season, with the Kansas City Chiefs heading to Sun Life Stadium.

Big plays and special teams were the biggest factors in this game.

Brandon Fields had a punt blocked; the Dolphins allowed a 102-yard kickoff return for a touchdown by C.J. Spiller; and rookie Jarvis Landry muffed a punt in the fourth quarter.

The punt block and the muffed punt set up two of the five field goals by former Dolphins kicker Dan Carpenter.

Buffalo's offense also produced four plays of 28 yards or more, led by a 47-yard run by Spiller that set up a Bills touchdown.

The Dolphins offense suffered a big blow in the first quarter when running back Knowshon Moreno left the game with an elbow injury. Moreno, who rushed for 134 yards against New England, was injured at the end of a 4-yard run. It was his only rushing attempt of the day.

Against a Buffalo defense featuring one of the best defensive lines in the NFL, the Dolphins were able to produce only three offensive plays of at least 15 yards and none longer than 18 yards.

Quarterback Ryan Tannehill ended up setting career highs in attempts (31) and completions (49), but he wasn't satisfied with his performance.

The Dolphins' only touchdown did come on a spectacular play as Mike Wallace reached behind him to make a one-handed snag of a Tannehill pass in the corner of the end zone.

The touchdown cut the Dolphins' deficit to 16-10 in the third quarter, but Buffalo answered with the drive that featured Spiller's long run and the Dolphins weren't able to score again.

The Dolphins threatened early in the fourth quarter when they faced a fourth-and-4 from the Buffalo 48-yard line trailing 23-10. Tannehill kept the ball on an option, but was dropped for a 4-yard loss by safety Da'Norris Searcy.

The outcome pretty much wasn't in doubt after that.

After a disappointing first half that ended with Buffalo leading 9-0, the Dolphins offense got things moving after receiving the second-half kickoff.

The Dolphins picked up five first downs on that opening drive, only one less than they managed in the entire first half.

The drive stalled at the Buffalo 16-yard line and the Dolphins had to settle for a 34-yard field goal by Caleb Sturgis to cut the Bills lead to 9-3.

But Buffalo immediately regained the momentum with Spiller's kickoff return for touchdown.

On the next-to-last play of the game, cornerback Leodis McKelvin intercepted Tannehill to put the finishing touches on a disappointing day for the Dolphins.

SCORING

SCORE BY PERIODS	1	2	3	4	OT	Total
Miami Dolphins	0	0	10	0	0	10
Buffalo Bills	6	3	14	6	0	29

SCORING DRIVES

Team	Qtr	Time	Play Description (Extra Point) (Drive info)	MIA	BUF
Bills	1	4:47	D.Carpenter 27 yd. Field Goal (10-49, 4:46)	0	3
Bills	1	0:22	D.Carpenter 27 yd. Field Goal (6-22, 1:50)	0	6
Bills	2	10:22	D.Carpenter 31 yd. Field Goal (6-40, 2:15)	0	9
Dolphins	3	9:35	C.Sturgis 34 yd. Field Goal (13-64, 5:25)	3	9
Bills	3	9:23	C.Spiller 102 yd. kickoff return (D.Carpenter kick) (0-0, 0:12)	3	16
Dolphins	3	3:15	M.Wallace 7 yd. pass from R.Tannehill (C.Sturgis kick) (11-64, 6:08)	10	16
Bills	3	0:13	S.Watkins 12 yd. pass from E.Manuel (D.Carpenter kick) (6-77, 3:02)	10	23
Bills	4	10:32	D.Carpenter 32 yd. Field Goal (8-34, 4:14)	10	26
Bills	4	1:54	D.Carpenter 38 yd. Field Goal (4-7, 1:38)	10	29

TEAM STATISTICS

	DOLPHINS	BILLS
TOTAL FIRST DOWNS	23	13
THIRD DOWN EFFICIENCY	5-16-31%	5-15-33%
FOURTH DOWN EFFICIENCY	1-4-25%	0-0-0%
TOTAL NET YARDS	290	315
NET YARDS RUSHING	80	113
NET YARDS PASSING	210	202
PASS ATTEMPTS-COMPLETIONS-HAD INTERCEPTED	49-31-1	26-16-0
KICKOFFS Number-In End Zone-Touchbacks	3-2-0	8-7-5
PUNTS Number and Average	6-33.2	4-33.5
FGs - PATs Had Blocked	0-0	0-0
TOTAL RETURN YARDAGE (Not Including Kickoffs)	7	17
PENALTIES Number and Yards	3-20	6-40
FUMBLES Number and Lost	1-1	0-0
TOUCHDOWNS	1	2
EXTRA POINTS Made-Attempts	1-1	2-2
FIELD GOALS Made-Attempts	1-1	5-6
RED ZONE EFFICIENCY	1-2-50%	1-6-17%
GOAL TO GO EFFICIENCY	0-0-0%	0-1-0%
SAFETIES	0	0
TIME OF POSSESSION	31:17	28:43

INDIVIDUAL STATISTICS

RUSHING (Att-Yds): Miami, L. Miller 11-46, D. Williams 5-19, R. Tannehill 4-11, K. Moreno 1-4. Buffalo, C. Spiller 12-69, F. Jackson 12-24, F. Summers 2-7, E. Manuel 4-6, M. Goodwin 1-4.

PASSING (C-A-Y-TD-I): Miami, R. Tannehill 31-49-241-1-1. Buffalo, E. Manuel 16-26-202-1-0.

RECEIVING (Rec-Yds): Miami, C. Clay 7-31, M. Wallace 5-56, J. Landry 5-49, B. Hartline 5-36, O. Darkwa 3-31, B. Gibson 3-27, L. Miller 2-7, R. Matthews 1-4. Buffalo, S. Watkins 8-117, F. Jackson 2-27, S. Chandler 2-27, C. Gragg 1-14, C. Spiller 1-9, R. Woods 1-5, Mi. Williams 1-3.

SACKS (Sk-Yds): Miami, none. Buffalo, J. Hughes 1-11, K. Williams 1-10, Me. Williams 1-4, S. Charles 1-6.

INTERCEPTIONS (Int-Yds): Miami, none. Buffalo, L. McKelvin 1-1.

TACKLES (S-A-T): Miami, J. Jenkins 8-5-13, J. Trusnik 5-5-10, J. Wilson 5-1-6, O. Veron 3-3-6, L. Delmas 4-1-5, E. Mitchell 3-2-5, C. Finnegan 3-1-4, B. Grimes 2-2-4, R. Starks 3-0-3, M. Thomas 2-1-3, J. Odrick 1-2-3, P. Wheeler 1-2-3, D. Shelby 1-2-3, W. Davis 2-0-2, J. Taylor 2-0-2, C. Wake 0-1-1, J. Freeny 0-1-1. Buffalo, P. Brown 7-6-13, C. Graham 7-3-10, A. Williams 7-0-7, N. Bradham 2-5-7, D. Searcy 4-1-5, N. Robey 4-1-5, J. Hughes 3-2-5, K. Williams 3-1-4, Du. Williams 3-1-4, L. McKelvin 3-0-3, M. Lawson 2-1-3, M. Dareus 2-0-2, S. Gilmore 1-1-2, Ma. Williams 1-0-1, S. Charles 1-0-1, C. Bryant 1-0-1, J. Wynn 1-0-1, B. Spikes 0-1-1.

Missed Field Goals: Miami, none. Buffalo, 31 LU.



WEEK 2 POSTGAME NOTES VS. BILLS

- The paid attendance was 69,954.
- With the 29-10 loss, Miami is now 56-40-1 in regular season action against the Bills.
- **WR Jarvis Landry** recorded his first career catch in the first quarter on a 3-yard screen play. Landry ended with five catches for 49 yards in the game.
- **LB Jelani Jenkins** made his first career start today and recorded a career-high 13 tackles (eight solo) today, surpassing his previous high of six tackles tallied last week vs. New England.
- **LB Jelani Jenkins** recorded nine total tackles (six solo) in the first half, tied for the third-most in the first half of a game since total tackles began being tracked in 1991, according to STATS, LLC.

MOST TACKLES, FIRST HALF, SINCE 1991

Player	Date	Opp	Tot	Tack	Ast
Zach Thomas	9/23/01	Oak	12	11	1
Karlos Dansby	12/30/12	at NE	10	4	6
Jelani Jenkins	9/14/14	at Buf	9	6	3

17 others tied with nine tackles

- **RB Damien Williams** made his first career carry in the second quarter today, good for five yards. He finished the game with five carries for 19 yards.
- **LB Jason Trusnik's** 10 tackles (five solo) tied a career high. The last time he recorded 10 tackles occurred on Nov. 29, 2009 at Cincinnati as a member of the Cleveland Browns.
- **WR Brian Hartline's** 11-yard reception in the third quarter extended his consecutive games streak with a reception to 28 games. The last game that Hartline failed to record a reception was vs. St. Louis (10/14/12).
- Miami converted its first fourth down attempt of the 2014 season during the third quarter. It's the first successful Dolphins fourth down conversion since December 15, 2013, which came against the New England Patriots.
- **WR Mike Wallace** was on the receiving end of a 7-yard touchdown pass from QB Ryan Tannehill with 3:15 remaining in the third quarter. The touchdown drive was 11 plays for 64 yards in 6:08.
- With his 7-yard touchdown reception in the third quarter against the Bills, **WR Mike Wallace** has caught a touchdown pass in three-consecutive games. It is the fourth time in his career that he has recorded a touchdown reception in three-straight games and first as a member of the Dolphins.

MIKE WALLACE CONSECUTIVE GAMES WITH TD RECEPTION

Date	Opp	Rec	Yds	Avg	Lg	TD
11/8/10	at Cin	5	110	22	39t	1
11/14/10	NE	8	136	17	33t	2
11/21/10	Oak	3	116	38.7	52t	1
10/9/11	Ten	6	82	13.7	40t	1
10/16/11	Jac	2	76	38	48	1
10/23/11	at Ari	3	118	39.3	95t	1
9/9/12	at Den	4	37	9.3	14	1
9/16/12	NYJ	5	74	14.8	37t	1
9/23/12	at Oak	8	123	15.4	22t	1
12/29/13	NYJ	5	25	5	13	1
9/7/14	NE	7	81	11.6	22	1
9/14/14	at Buf	5	56	11.2	18	1

- **WR Mike Wallace's** third quarter touchdown reception improved his career total to 39 since he entered the NFL in 2009, most among wide receivers in the AFC in that timeframe entering the day.

- **RB Orleans Darkwa** recorded the first three receptions of his career today for 31 yards.

- **TE Charles Clay** tied a career high with seven receptions. He recorded seven receptions twice last season, at the New York Jets on Dec. 1, 2013 and at Pittsburgh on Dec. 8, 2013.

- **CB Brent Grimes** recorded three passes defended today, tying the most he has recorded in a single game as a member of the Dolphins. He recorded three passes defended twice last year, at Indianapolis on Sept. 15 and at Tampa Bay on Nov. 11.

- **CB Brent Grimes** recorded four tackles (two solo), surpassing 300 in his career in today's effort.

- **QB Ryan Tannehill** completed 31-of-49 passes for 241 yards, one touchdown and one interception. His 31 completions and 49 passes attempted both established career highs.

Tannehill Most Completions, Single Game

31	AT BUFFALO, 9/14/14
28	vs. Carolina, 11/24/13
28	at N.Y. Jets, 12/1/13
27	at Tampa Bay, 11/11/13
26	at Arizona, 9/30/12

Tannehill Most Attempts, Single Game

49	AT BUFFALO, 9/14/14
43	at N.Y. Jets, 12/1/13
42	at New England, 10/27/13
42	at Tampa Bay, 11/11/13
42	vs. Carolina, 11/24/13
41	at Arizona, 9/30/12

- **LB Kelvin Sheppard** made his Dolphins debut.

- **S Michael Thomas** made his first career start.

- **G Daryn Colledge** extended his consecutive games played and starts streak to 129 and 98 games, the longest and second-longest streaks in the NFL among guards.

- **LS John Denney** extended his consecutive games played streak to 146, most in franchise history.

- **DT Randy Starks** extended his consecutive games played streak to 110, most among active defensive tackles.



WEEK 3 VS. KANSAS CITY

GAME 3: KANSAS CITY 34, MIAMI 15

SUNDAY, SEPT. 21 • 4:25 P.M. ET • SUN LIFE STADIUM • MIAMI GARDENS, FLA.



GAME SUMMARY

The Dolphins' nasty habit of falling behind in the first half cost them again this past Sunday at Sun Life Stadium.

Similar to what happened the previous Sunday at Buffalo, the Dolphins mounted a valiant comeback effort in the second half, but ultimately came up short and dropped a 34-15 decision against the Kansas City Chiefs.

The loss left the Dolphins with a 1-2 record heading into their matchup against the Oakland Raiders in London, England, next weekend.

The loss put a damper on some impressive individual performances, most notably by running back Lamar Miller, linebacker Jelani Jenkins and rookie wide receiver Jarvis Landry.

Miller, getting extended action in the absence of Knowshon Moreno, finished with a career-high 108 yards. Jenkins had 1.5 sacks, a forced fumble and he combined with Randy Starks for a safety when they sacked Alex Smith in the end zone in the third quarter. Landry had kickoff returns of 40 and 74 yards.

The Dolphins trailed 14-3 at halftime against Kansas City, this coming after they had deficits at the half of 10 points against the New England Patriots in the season opener and nine points against Buffalo.

Kansas City got the ball to start the second half, but the Dolphins defense changed the momentum quickly when Jared Odrick sacked Smith on third down and forced a fumble that was recovered by Derrick Shelby.

After a 10-yard run by Miller gave Miami a first-and-goal at the 4, the Dolphins cashed in on the turnover when Ryan Tannehill hit Brian Hartline with a 1-yard touchdown pass on third down.

The Chiefs answered with a 66-yard touchdown drive that was capped by an 11-yard pass from Smith to running back Joe McKnight.

Landry's ensuing 74-yard kickoff return to the Chiefs 33-yard line set up Caleb Sturgis' 51-yard field goal, which cut the Dolphins deficit to 21-13.

Because of penalties, Kansas City began its next two possessions at its 7 and then its 1, and on first down of the second drive Jenkins and Starks combined for the safety that made the score 21-15.

Trailing by six, the Dolphins had a promising drive going early in the fourth quarter after a 9-yard run by Miller made it second-and-1 at the Kansas City 47, but Tannehill threw incomplete deep on second down and then was sacked on third down.

The field position then flipped when Frankie Hammond Jr. returned Brandon Fields' punt 47 yards to set the Chiefs up at the Dolphins 44-yard line.

Nine plays later, McKnight scored his second touchdown of the game, on a 4-yard pass, to make it 27-15 with 4:35 left after a two-point conversion failed.

After Landry's long return of the opening kickoff, the Dolphins found themselves with a first down at the Chiefs 45-yard line, but the drive stalled.

The Dolphins reached Kansas City territory on the first drive of the second quarter, but Sturgis missed a 48-yard field goal attempt.

Sturgis would connect from 22 yards out on the last play of the first half, but that was after the Chiefs had followed his miss with two touchdowns, a 21-yard run by Nile Davis and a 25-yard pass from Smith to tight end Travis Kelce.

SCORING

SCORE BY PERIODS	1	2	3	4	OT	Total
Kansas City	0	14	7	13	0	34
Miami Dolphins	0	3	12	0	0	15

SCORING DRIVES

Team	Qtr	Time	Play Description (Extra Point) (Drive info)	KC	MIA
Chiefs	2	6:38	K.Davis 21 yd. run (C.Santos kick) (6-62, 3:14)	7	0
Chiefs	2	1:35	T.Kelce 20 yd. pass from A.Smith (C.Santos kick) (8-76, 2:42)	14	0
Dolphins	2	0:00	C.Sturgis 22 yd. Field Goal (8-74, 1:35)	14	3
Dolphins	3	12:07	B.Hartline 1 yd. pass from R.Tannehill (C.Sturgis kick) (4-19, 1:21)	14	10
Chiefs	3	6:36	J.McKnight 11 yd. pass from A.Smith (C.Santos kick) (10-66, 5:31)	21	10
Dolphins	3	5:54	C.Sturgis 51 yd. Field Goal (4-0, 0:42)	21	13
Dolphins	3	2:38	A.Smith sacked in end zone by R.Starks, J.Jenkins for a Safety	21	15
Chiefs	4	4:35	J.McKnight 4 yd. pass from A.Smith (pass failed) (9-44, 4:39)	27	15
Chiefs	4	0:13	C.Gray 6 yd. run (C.Santos kick) (6-36, 1:48)	34	15

TEAM STATISTICS

	CHIEFS	DOLPHINS
TOTAL FIRST DOWNS	23	18
THIRD DOWN EFFICIENCY	9-16-56%	4-15-27%
FOURTH DOWN EFFICIENCY	1-1-100%	0-2-0%
TOTAL NET YARDS	342	332
NET YARDS RUSHING	174	141
NET YARDS PASSING	168	191
PASS ATTEMPTS-COMPLETIONS-HAD INTERCEPTED	25-19-0	43-21-0
KICKOFFS Number-In End Zone-Touchbacks	3-2-0	8-7-5
PUNTS Number and Average	5-51.0	7-46.7
FGs - PATs Had Blocked	0-0	0-0
TOTAL RETURN YARDAGE (Not Including Kickoffs)	100	11
PENALTIES Number and Yards	4-23	6-65
FUMBLES Number and Lost	4-2	1-0
TOUCHDOWNS	5	1
EXTRA POINTS Made-Attempts	4-5	1-1
FIELD GOALS Made-Attempts	0-0	2-3
RED ZONE EFFICIENCY	3-3-100%	1-2-50%
GOAL TO GO EFFICIENCY	1-1-100%	1-1-100%
SAFETIES	0	0
TIME OF POSSESSION	33:42	26:18

INDIVIDUAL STATISTICS

RUSHING (Att-Yds): Kansas City, K. Davis 32-132, C. Gray 4-18, A. Smith 2-17, A. Sherman 1-4, J. McKnight 1-3, A. Jenkins 1-0. Miami, L. Miller 15-108, Daniel Thomas 2-15, M. Wallace 1-12, R. Tannehill 1-9, D. Williams 1-(-3).

PASSING (C-A-Y-TD-IL): Kansas City, A. Smith 19-25-186-3-0. Miami, R. Tannehill 21-43-205-1-0.

RECEIVING (Rec-Yds): Kansas City, J. McKnight 6-64, T. Kelce 3-36, D. Bowe 3-32, A. Fasano 2-23, J. Hemingway 2-18, D. Avery 2-12, A. Sherman 1-1. Miami, M. Wallace 5-74, L. Miller 4-24, B. Hartline 3-25, J. Landry 3-24, C. Clay 3-21, Daniel Thomas 1-21, R. Matthews 1-13, B. Gibson 1-3.

SACKS (Sk-Yds): Kansas City, D. Poe 1.5-4.5, J. Houston 1-0, C. Owens 0.5-1.5. Miami, J. Jenkins 1.5-8.5, O. Vernon 1-3, R. Starks 0.5-0.5, D. Shelby 1-5, J. Odrick 1-1.

INTERCEPTIONS (Int-Yds): Kansas City, none. Miami, none.

TACKLES (S-A-T): Kansas City, M. Cooper 6-0-6, H. Abdullah 5-0-5, J. Mauga 5-0-5, T. Hali 4-1-5, D. Poe 3-1-4, J. Johnson 3-0-3, J. Houston 3-0-3, S. Smith 3-0-3, K. Coleman 3-0-3, A. Bailey 1-2-3, R. Parker 2-0-2, C. Owens 1-1-2, K. Vickerson 1-0-1, V. Walker, Miami, J. Jenkins 10-4-14, J. Trusnik 7-2-9, J. Wilson 6-1-7, B. Grimes 6-0-6, P. Wheeler 6-0-6, C. Finnegan 5-0-5, L. Delmas 3-0-3, O. Vernon 2-1-3, E. Mitchell 2-1-3, C. Wake 2-0-2, R. Starks 1-1-2, D. Shelby 1-0-1, J. Odrick 1-0-1, W. Davis 1-0-1.

Missed Field Goals: Kansas City, none. Miami, 48W/L



WEEK 3 POSTGAME NOTES VS. CHIEFS

- Sunday's paid attendance was 70,313.
- With Sunday's 34-15 loss, Miami is now 13-13 in regular season action against the Chiefs.
- Miami's 7.05 rushing average (20 carries for 141 yards rushing) was the ninth-highest in team history for a single game.

MIAMI HIGHEST RUSHING AVG., SINGLE GAME

Date	Opp	Att	Yds	Avg
11/7/71	Buf	38	302	7.95
12/1/02	at Buf	34	270	7.94
9/30/73	NE	38	301	7.92
11/11/73	Bal	41	315	7.68
12/5/76	Buf	29	218	7.52
10/27/97	Chi	16	119	7.44
12/8/13	at Pit	25	181	7.24
12/22/86	NE	17	122	7.18
9/21/14	KC	20	141	7.05
9/30/07	Oak	20	141	7.05

- Miami's defense recorded five sacks, the most since the team recorded five sacks vs. Cincinnati on Oct. 31, 2013.

- **WR Brian Hartline** extended his consecutive games streak with a reception to 29 games with his 9-yard reception in the first quarter today. The last game he failed to record a reception was vs. St. Louis (10/14/12).

- **WR Jarvis Landry's** 74-yard kickoff return in the third quarter was the longest of his career and longest for the Dolphins since Marcus Thigpen ran back a 96-yard return at Buffalo (11/15/12) for a touchdown.

- **WR Jarvis Landry** recorded 174 kickoff yards on five returns (34.8 avg.), the ninth-most kick return yards for a rookie in a single game in Dolphins history.

MOST RETURN YARDS IN DOLPHINS HISTORY BY ROOKIE, SINGLE GAME

Player	Date	Opp	Rt	Yds	Y/Rt	TD
Wes Welker	1/2/05	at BAL	7	210	30.0	1
Albert Johnson	9/29/02	at KAC	7	205	29.3	0
Gene Milton	9/21/68	OAK	6	204	34.0	0
Ted Ginn	12/2/07	NYJ	8	198	24.8	0
Fulton Walker	10/12/81	at BUF	6	185	30.8	1
Marcus Thigpen	11/15/12	at BUF	5	181	36.2	1
John Avery	11/1/98	at BUF	6	180	30.0	0
Ted Ginn	10/7/07	at HOU	5	176	35.2	0
Jarvis Landry	9/21/14	KC	5	174	34.8	0
Fulton Walker	11/8/81	at NWE	7	166	23.7	0

- **DE Derrick Shelby** recorded his first sack of the season on Chiefs QB Alex Smith for a loss of five yards.

- On the following play after **DE Derrick Shelby's** sack, **DE Olivier Vernon** recorded his second sack of the season for a loss of three yards.

- **WR Mike Wallace** recorded his first rush of the season for 12 yards in the first quarter. It was the 24th rushing attempt of his career and his fourth as a member of the Dolphins. His last rush came on Dec. 15, 2013 vs. New England and went for 13 yards.

- **WR Mike Wallace** recorded 60 receiving yards on four receptions in the first half. It was the 19th time in his career he has reached the 60-yard receiving mark in the first half of a game and sixth time as a member of the Dolphins.

WALLACE FIRST HALF RECEIVING YARD HIGHS, MIAMI

Date	Opp	Rec	Yds	AVG	TD
11/24/13	Car	2	110	55.0	1
10/6/13	Bal	6	99	16.5	0
12/15/13	NE	4	83	20.8	1
9/15/13	at Ind	7	70	10.0	1
10/31/13	Cin	3	60	20.0	0
9/21/14	KC	4	60	15.0	0

- **RB Daniel Thomas** made his season debut and recorded his first rush of the season for five yards in the first quarter. He finished with two carries for 15 yards.

- **LB Jelani Jenkins** recorded his first career sack for a loss of eight yards in the second quarter. He finished the day with 1.5 sacks, the most by a Dolphins linebacker since LB Koa Misi recorded 1.5 at Arizona on Sept. 30, 2012.

- **LB Jelani Jenkins** recorded the first forced fumble of his career in the third quarter.

- **LB Jelani Jenkins** recorded a career-high 14 tackles (10 solo). It was the third game in a row he set a new career high.

- **RB Lamar Miller** recorded 50 rushing yards on seven attempts in the first half, tied for the fourth-most in the first half of a game in his career.

MILLER FIRST HALF RUSHING HIGHS

Date	Opp	Att	Yds	Avg	Lg
10/31/13	Cin	11	89	8.1	41
10/27/13	at NE	13	63	4.8	18
9/30/13	at NO	10	57	5.7	20
9/21/14	KC	7	50	7.1	20
9/22/13	Atl	3	50	16.7	49

- **RB Lamar Miller** recorded 108 rushing yards on 15 carries (7.2 avg.), establishing a new career high for rushing yards.

MILLER MOST RUSHING YARDS, SINGLE GAME

Date	Opp	Att	Yds	Avg	Lg	TD
9/21/14	KC	15	108	7.2	24	0
10/31/13	Cin	16	105	6.6	41	0
10/27/13	NE	18	89	4.9	18	0
12/23/12	Buf	10	73	7.3	28	0
12/29/13	NYJ	17	73	4.3	16	0

- **DT Jared Odrick** recorded his first sack of the season in the third quarter. On the play, he forced the third fumble of his career, with the last one occurring on Dec. 22, 2013 at Buffalo. The fumble was recovered by **DE Derrick Shelby**, the first of his career.

- After the Dolphins recovered a fumble on the Kansas City 19-yard line, **WR Brian Hartline** was on the receiving end of a 1-yard touchdown pass from **QB Ryan Tannehill** on the team's opening possession of the third quarter. The touchdown was Hartline's first of the season. The last time Miami scored a touchdown on their opening possession of the second half was at the Pittsburgh Steelers (12/8/13) when **RB Daniel Thomas** ran for a 4-yard touchdown.

- **K Caleb Sturgis** converted a 51-yard field goal in the third quarter. It was his fourth career field goal of 50-or-more yards and his third longest.

STURGIS CAREER LONG FIELD GOALS

Date	Opp	Lg
9/15/2013	at Ind	54
10/27/2013	at NE	52
9/21/2014	KC	51
9/22/2013	Atl	50

- **LB Jelani Jenkins** and **DT Randy Starks** combined for a sack of Chiefs QB Alex Smith in the end zone for a safety in the third quarter. The last time Miami recorded a safety was on DE Cameron Wake's sack of Cincinnati QB Andy Dalton on Oct. 31, 2013. It was the first safety recorded for both players.

- **CB Brent Grimes** forced the second fumble of his career in the fourth quarter. The other one occurred on Oct. 9, 2011 vs. Green Bay as a member of the Atlanta Falcons. **LB Jason Trusnik** recovered the fumble forced by Grimes. It was his third fumble recovery of his career, with the last one occurring on Sept. 27, 2009 as a member of the New York Jets.

- **G Daryn Colledge** extended his consecutive games played and starts streak, which now stand at 131 and 100 games, the longest and second-longest active NFL streaks respectively among guards.

- **LS John Denney** extended his consecutive games played streak to 147, most in franchise history.

- **DT Randy Starks** extended his consecutive games played streak to 111, most among active defensive tackles.



WEEK 4 VS. OAKLAND

GAME 4: MIAMI 38, OAKLAND 14

SUNDAY, SEPT. 28 • 1 P.M. ET • WEMBLEY STADIUM • LONDON, ENGLAND



GAME SUMMARY

The Dolphins were facing a long trip back home after their game against the Oakland Raiders at Wembley Stadium in London. But at least they could spend a lot of the time on the plane reliving everything that went right in their most dominating performance in years.

Behind a near-flawless performance from quarterback Ryan Tannehill and a defense that not only came up with its first three interceptions of the season but also its first score, the Dolphins turned the first of three London games into their showcase.

After disappointing losses against Buffalo and Kansas City, the Dolphins got a much-needed victory that gave them a 2-2 record heading into their bye.

For all intents and purposes, the game was decided by halftime and only meaningless a fourth-quarter touchdown by the Raiders kept the Dolphins from recording their largest margin of victory in 13 years.

As it was, the 38-14 final represented the Dolphins' most lopsided victory since Nov. 20, 2011 when they beat the Buffalo Bills 35-8.

Lamar Miller scored two touchdowns for the Dolphins, who also got TDs from tight end Dion Sims, Mike Wallace and cornerback Cortland Finnegan.

Before he went to the sideline to watch Matt Moore wrap up the blowout, Tannehill put together one of the best performances of his three-year NFL career, completing 23 of 31 passes for 278 yards with two touchdowns and a passer rating of 109.3.

The only blemish on Tannehill's stat line was a third-quarter interception on a pass that was tipped by Sims after it was thrown slightly behind him.

The running game continued its strong work, with the Dolphins rushing for 157 yards and a solid 4.5 yards per carry.

Tannehill completed his last 14 passes of the first half, matching the fourth-longest streak in Dolphins history, and he had a passer rating at the half at 146.5.

Tannehill's last incompletion of the first half came on the Dolphins' first drive when Brian Hartline couldn't stay in bounds after leaping to catch the pass.

The incompletion forced the Dolphins to settle for a Caleb Sturgis field goal that cut Oakland's lead to 7-3.

The Dolphins were flawless offensively the rest of the half and ended up with 284 total yards and 15 first downs in the first two quarters.

The Dolphins took the lead on the second play of the second quarter when Mike Wallace took a Tannehill swing pass and fought through three tackle attempts for a 13-yard touchdown.

After the defense forced a three-and-out, the Dolphins came right back with a 63-yard touchdown that was capped by Miller's 9-yard run.

The score came after Head Coach Joe Philbin decided to go for the first down on fourth-and-1. With Tannehill in the shotgun, Miller took a pitch and ran through a gaping hole on the left side of the offensive line.

The defense forced another three-and-out and did it yet again after Jarvis Landry fumbled on a punt return.

Tannehill then went 5-for-5 on a 90-yard touchdown drive, throwing in three runs for 18 yards for good measure. The touchdown came on a beautiful 18-yard pass to Sims after he rolled out to make it 24-7.

It was more of the same in the third quarter. Actually, it could have been worse.

Miller fumbled into the end zone on the first possession of the second half, but got a quick chance to redeem himself after Brent Grimes intercepted rookie Derek Carr and returned the pick to the Oakland 2-yard line.

After Miller scored on a 1-yard run, the next Oakland possession ended when a shotgun snap zipped by Oakland quarterback Matt McGloin — in for the injured Carr — and Finnegan beat McGloin to the loose ball at midfield and raced into the end zone for his sixth career touchdown.

At that point, all that was left to determine was the final score.

SCORING

SCORE BY PERIODS	1	2	3	4	OT	Total
Miami Dolphins	3	21	14	0	0	38
Oakland Raiders	7	0	0	7	0	14

SCORING DRIVES

Team	Qtr	Time	Play Description (Extra Point) (Drive info)	MIA	OAK
Raiders	1	9:38	B. Leonhardt 3 yd. pass from D. Carr (S. Janikowski kick) (10-74, 5:22)	0	7
Dolphins	1	6:25	C. Sturgis 41 yd. Field Goal (8-47, 3:13)	3	7
Dolphins	2	14:17	M. Wallace 13 yd. pass from R. Tannehill (C. Sturgis kick) (8-91, 3:46)	10	7
Dolphins	2	9:15	L. Miller 9 yd. run (C. Sturgis kick) (7-63, 3:35)	17	7
Dolphins	2	1:53	D. Sims 18 yd. pass from R. Tannehill (C. Sturgis kick) (9-90, 4:03)	24	7
Dolphins	3	8:13	L. Miller 1 yd. run (C. Sturgis kick) (2-3, 0:28)	31	7
Dolphins	3	3:59	C. Finnegan 50 yd. fumble return (C. Sturgis kick)	38	7
Raiders	4	8:36	A. Holmes 22 yd. pass from M. McGloin (S. Janikowski kick) (9-90, 3:14)	38	14

TEAM STATISTICS

	DOLPHINS	RAIDERS
TOTAL FIRST DOWNS	24	17
THIRD DOWN EFFICIENCY	5-11-45%	6-14-43%
FOURTH DOWN EFFICIENCY	1-2-50%	0-1-0%
TOTAL NET YARDS	435	317
NET YARDS RUSHING	157	53
NET YARDS PASSING	278	264
PASS ATTEMPTS-COMPLETIONS-HAD INTERCEPTED	31-23-1	44-28-3
KICKOFFS Number-In End Zone-Touchbacks	7-6-2	3-2-1
PUNTS Number and Average	2-40.5	6-48.7
FGs - PATs Had Blocked	0-0	0-0
TOTAL RETURN YARDAGE (Not Including Kickoffs)	115	45
PENALTIES Number and Yards	5-35	9-80
FUMBLES Number and Lost	3-2	1-1
TOUCHDOWNS	5	2
EXTRA POINTS Made-Attempts	5-5	2-2
FIELD GOALS Made-Attempts	1-1	0-0
RED ZONE EFFICIENCY	4-8-50%	1-1-100%
GOAL TO GO EFFICIENCY	1-2-50%	1-1-100%
SAFETIES	0	0
TIME OF POSSESSION	30:54	29:06

INDIVIDUAL STATISTICS

RUSHING (Att-Yds): Miami, L. Miller 12-64, Daniel Thomas 5-35, R. Tannehill 5-35, D. Williams 6-23, O. Darkwa 4-2, M. Wallace 1-0, M. Moore - (-2). Oakland, D. McFadden 11-40, D. Carr 2-9, M. McGloin 2-3, M. Jones-Drew 2-1, J. Olawale 1-0.

PASSING (C-A-Y-TD-Int): Miami, R. Tannehill 23-31-278-2-1. Oakland, D. Carr 16-25-146-1-1, M. McGloin 12-19-129-1-2.

RECEIVING (Rec-Yds): Miami, B. Hartline 6-74, J. Landry 4-38, M. Wallace 3-35, C. Clay 2-32, R. Matthews 2-27, B. Gibson 2-26, L. Miller 2-3, Daniel Thomas 1-25, D. Sims 2-1. Oakland, J. Jones 6-83, A. Holmes 5-74, D. McFadden 4-32, V. Brown 3-22, B. Butler 2-30, D. Ausberry 2-14, M. Rivera 2-10, M. Jones-Drew 2-2, M. Reece 1-5, B. Leonhardt 1-3.

SACKS (Sk-Yds): Miami, D. Shelby 2-11. Oakland, none.

INTERCEPTIONS (Int-Yds): Miami, W. Aikens 1-43, B. Grimes 1-32, J. Wilson 1-31. Oakland, T. Carrie 1-28.

TACKLES (S-A-T): Miami, B. Grimes 5-0-5, W. Davis 5-0-5, P. Wheeler 5-0-5, J. Trusnik 4-1-5, C. Finnegan 4-0-4, D. Shelby 3-0-3, J. Jenkins 3-0-3, L. Delmas 3-0-3, J. Wilson 2-1-3, K. Sheppard 1-1-2, C. Wake 1-0-1, A. Johnson 1-0-1, W. Aikens 1-0-1, J. Odrick 1-0-1, M. Thomas 1-0-1, J. Tripp 1-0-1, T. Fede 1-0-1, E. Mitchell 1-0-1. Oakland, U. Young 7-0-7, M. Burris 6-1-7, T. Carrie 5-0-5, K. Mack 5-0-5, C. Rogers 4-1-5, C. Wilson 4-1-5, T. Brown 4-0-4, C. Woodson 3-0-3, C. Chekwa 3-0-3, P. Sims 2-0-2, J. Tuck 2-0-2, B. Filmoeatu 2-0-2, A. Smith 1-0-1, K. Maiava 1-0-1, J. Ellis 1-0-1, B. Ross 0-1-1.

Missed Field Goals: Miami, none. Oakland, none.



WEEK 4 POSTGAME NOTES VS. RAIDERS

- Today's paid attendance was 83,436, the sixth largest season or playoff crowd in franchise history.

MIAMI DOLPHINS LARGEST CROWDS

ATT	DATE	OPP	RESULT
103,667	1/30/83	Was	L, 17-27
90,163	9/9/07	Was	L, 13-16 (OT)
87,418	11/24/11	Dal	L, 19-20
85,462	1/14/73	Was	W, 14-7
84,059	1/20/85	SF	L, 16-38
83,436	9/28/14	Oak	W, 38-14

- With today's 38-14 win, Miami is now 16-16-1 in regular season action against the Raiders.
- Today's victory gives Miami their fifth consecutive victory against Oakland. The streak began with a 17-15 win at home on Nov. 16, 2008.
- The 24-point win over the Raiders marks Miami's most decisive win in the series. The previous largest margin of victory by the Dolphins over the Raiders was a 22-point win (35-13) on Sept. 16, 2012.
- Miami is now 2-1 in games played outside of the United States in the regular season. Miami defeated Buffalo, 16-3, in Toronto, Canada on Dec. 7, 2008 and fell to the New York Giants, 13-10, in London, England on Oct. 28, 2007.
- With today's victory/defeat, Miami is now 5-3 in regular season games played in non-traditional NFL stadiums.

MIAMI REGULAR SEASON GAMES IN NON-TRADITIONAL STADIUMS

DATE	RESULT	LOCATION
11/30/69	Patriots 38, Dolphins 23	at Tampa (Tampa Stadium)
9/23/73	Raiders 12, Miami 7	at Berkeley (Cal Stadium)
9/11/94	Dolphins 24, Packers 14	at Milwaukee (County Stadium)
10/27/03	Dolphins 26, Chargers 10	at Tempe (Sun Devil Stadium)
10/30/05	Dolphins 21, Saints 6	at Baton Rouge (Tiger Stadium)
10/28/07	N.Y. Giants 13, Dolphins 10	at London (Wembley Stadium)
12/7/08	Dolphins 16, Bills 3	at Toronto (Rogers Centre)
9/28/14	Dolphins 38, Oakland 24	at London (Wembley Stadium)

- Miami's 38 points today are the most scored in Head Coach Joe Philbin's tenure.

MOST POINTS UNDER HEAD COACH JOE PHILBIN

DATE	OPP	PTS
9/28/14	at Oak	W, 38-14
9/16/12	vs. OAK	W, 35-13
12/8/13	vs. PIT	W, 34-28
9/7/14	NE	W, 33-20
10/28/12	at NYJ	W, 30-9

- Miami scored on the first four possessions of the game, a 37-yard field goal by **K Caleb Sturgis**, a 13-yard reception by **WR Mike Wallace**, a 9-yard run by **RB Lamar Miller** and an 18-yard reception by **TE Dion Sims**. The last time Miami scored on their first four possessions of a game was at Houston on Oct. 7, 2007 when **K Jay Feely** converted a 23-yard field goal, **RB Ronnie Brown** scored on a 3-yard rush and Feely converted a 40 and 33-yard field goal.

- Miami scored 24 points in the first half. The last time Miami scored 24 or more points in a first half was on Nov. 20, 11 with 28 points vs. Buffalo. Miami's 24 points were the most the team has scored in a half this season. Miami scored 23 points in the second half vs. New England in Week 1.

- Miami scored 21 points in the second quarter. The last time the Dolphins scored 21 points in a quarter was Dec. 4, 2011 at Oakland when they scored 21 points in the third quarter of a 34-14 victory. Further, the last time Miami scored 21 points in the second quarter was on Sept. 8, 2001 against Detroit.

- Miami's 284 first half yards are the most yards gained in the first half since Oct. 23, 2000 when the team gained 299 against the New York Jets.

SINCE 1991 TEAM SINGLE GAME SCRIMMAGE YARDS LEADERS, FIRST HALF

Date	Opp	Rush Yds	Rush TD	Rec Yds	Rec TD	Scrim Yds
12/9/02	Chi	139	1	162	1	301
10/23/00	NYJ	138	1	161	1	299
11/8/92	Ind	110	1	186	2	296
9/28/14	Oak	80	1	204	2	284
12/25/94	Det	56	3	222	0	278
11/8/98	Ind	86	0	192	2	278

- Today's game marks the first time since October 31, 2013 in a 22-20 Miami victory over Cincinnati that the Dolphins have scored both an offensive and a defensive touchdown.

- Miami's opening possession resulted in a 41-yard field goal by **K Caleb Sturgis**. The drive went eight plays for 47 yards in 3:13. It was the second time this season Miami has scored on their opening possession, with the first one occurring Week 1 vs. New England when RB Lamar Miller was on the receiving end of a 4-yard touchdown pass from QB Ryan Tannehill.

- **WR Mike Wallace** was on the receiving end of a 13-yard touchdown pass from **QB Ryan Tannehill** in the second quarter. The scoring drive went eight plays for 91 yards in 3:46. Miami scored on their first two possessions of the game for the first time since at Indianapolis on Sept. 15, 2013.

- **WR Mike Wallace's** second quarter touchdown reception was the 40th of his career. Heading into the day, Wallace's 39 touchdown receptions were the most among AFC wide receivers.

- **WR Mike Wallace's** three touchdown receptions in the first four games of the season are tied for the most he has scored in the first four games of a season in his career. The last time he accomplished the feat was in 2012 when he caught touchdown passes in the first three games of the season as a member of the Pittsburgh Steelers.

- **TE Dion Sims** recorded an 18-yard touchdown reception in the second quarter. It was his first touchdown of the season and was the longest touchdown pass by QB Ryan Tannehill this year. The drive went nine plays for 90 yards in 1:53.

- **DE Derrick Shelby** recorded his first sack of the season for a loss of three yards with his takedown of Raiders QB Derek Carr in the second quarter. He recorded another sack in the fourth quarter. His two sacks are a career high.

- **RB Lamar Miller** rushed for an 8-yard touchdown in the second quarter. The drive went seven plays for 58 yards in 3:35.

- **QB Ryan Tannehill's** 109.3 passer rating was the fourth-highest of his career. It was the fifth time he has recorded a passer rating of more than 100 and the team is now 5-0 in those games. Further, Miami is now 13-1 in games when Tannehill exceeds a passer rating greater than 90.

TANNEHILL HIGHEST PASSER RATING, SINGLE GAMES

DATE	OPP	RTG	RESULT
12/16/12	vs. JAX	123.2	W, 24-3
12/15/13	vs. NE	120.6	W, 24-20
10/14/12	vs. STL	112.0	W, 17-14
9/28/14	at Oak	109.3	W, 38-14
9/15/13	at IND	107.4	W, 24-20

- **QB Ryan Tannehill's** 74.1 completion percentage (23-of-31) is the second-highest in a game in his career.

TANNEHILL HIGHEST COMPLETION PERCENTAGE, SINGLE GAMES

Date	Opp	Att	Cmp	Pct	Yds	TD	Rate
12/16/12	Jac	28	22	78.6	220	2	123.2
9/28/14	at Oak	31	23	74.1	278	2	109.3
10/14/12	StL	29	21	72.4	185	2	112
10/31/13	Cin	28	20	71.4	208	0	92.6
11/25/12	Sea	26	18	69.2	253	1	97.1

- **QB Ryan Tannehill** completed 14-straight passes, spanning the first and second quarter. His 14 consecutive completions are tied for the fourth-most in a game in franchise history.

MOST CONSECUTIVE PASS COMPLETIONS, FRANCHISE HISTORY

Date	Player	Opp	Result
17	Chad Pennington (12/7/08 at Buffalo through 12/14/08 vs. San Francisco)		
17	Chad Henne (12/13/09 at Jacksonville)		
15	Dan Marino (11/8/92 at Indianapolis through 11/16/92 vs. Buffalo)		
14	Ryan Tannehill (9/28/14 at Oakland)		
14	Dan Marino (11/17/96 at Houston through 11/25/96 vs. Pittsburgh)		
13	Earl Morrall (12/1/75 vs. New England)		
13	Dan Marino (11/10/96 vs. Indianapolis)		

- **QB Ryan Tannehill** completed 17-of-19 passes for 204 yards and two touchdowns in the first half, good for a 146.5 passer rating. His 146.5 passer rating in the first half is the highest in the first half of a game in his career. His 89.4 completion percentage was also a career high in the first half, while his 204 yards are third-most.

TANNEHILL HIGHEST PASSER RATING, FIRST HALF

Date	Opp	Att	Cmp	Pct	Yds	TD	Rate
9/28/14	at Oak	19	17	89.4	204	2	146.5
11/4/12	at Ind	14	10	71.4	158	1	132.4
10/14/12	StL	15	11	73.3	108	1	115.4
9/15/13	at Ind	21	13	61.9	209	1	111.0
11/11/13	at TB	19	15	78.9	121	1	110.7

TANNEHILL HIGHEST COMPLETION PERCENTAGE IN FIRST HALF

Date	Opp	Att	Cmp	Pct	Yds	TD	Rate
9/28/14	at Oak	19	17	89.4	204	2	146.5
11/11/13	at TB	19	15	78.9	121	1	110.7
9/22/13	Atl	9	7	77.8	79	0	103.2
10/14/12	StL	15	11	73.3	108	1	115.4
9/30/12	at Ari	21	15	71.4	219	0	105.1

TANNEHILL MOST YARDS IN FIRST HALF

Date	Opp	Att	Cmp	Pct	Yds	TD	Rate
9/28/14	at Oak	19	17	89.4	204	2	146.5
9/30/12	at Ari	21	15	71.4	219	0	105.1
9/15/13	at Ind	21	13	61.9	209	1	111.0
11/24/13	Car	19	12	63.2	203	1	94.8
12/1/13	at NYJ	30	18	60	203	0	66.4

- **CB Brent Grimes** recorded an interception in the third quarter and returned it 32 yards. It was Miami's first interception of the season.

- Following the interception by **CB Brent Grimes**, **RB Lamar Miller** scored on a 1-yard touchdown run. Miller's two touchdown runs establish a new career high in a game. The last Dolphins running back with two rushing touchdowns in a game was **Reggie Bush** with two scores on the ground against the Raiders on Sept. 16, 2012.

LAMAR MILLER TOUCHDOWNS, SINGLE GAME

Date	Opp	Att	Yds	Avg	TD
9/28/14	at Oak	12	64	5.3	2
9/16/12	Oak	10	65	6.5	1
9/15/13	at Ind	14	69	4.9	1
9/30/13	at NO	11	62	5.6	1

- **CB Cortland Finnegan** recovered a fumble and returned it 50 yards for a score in the third quarter. The last time Miami recovered a fumble and returned it for a touchdown was on Sept. 19, 2010 when **LB Koa Misi** recovered the ball in the end zone at Minnesota. It was the fifth fumble recovery of his career and his first since Nov. 27, 2011 vs. Tampa Bay as a member of the Tennessee Titans.

- **CB Cortland Finnegan's** 50-yard fumble recovery for a touchdown is the fourth longest in team history, trailing only **Jason Taylor's** 85-yard return against Denver on September 11, 2005, **Trell Hooper's** 59-yard return and **Lifford Hobley's** 55-yard return, which both came against Kansas City on October 11, 1987.

LONGEST FUMBLE RETURNS FOR TOUCHDOWNS IN FRANCHISE HISTORY

Rank	Player	Opp	Date
85*	Jason Taylor	(9/11/05 vs. Denver), Jake Plummer	
59*	Trell Hooper	(10/11/87 vs. Kansas City), Robert Parker	
55*	Lifford Hobley	(10/11/87 vs. Kansas City), Chris Smith	
50*	Cortland Finnegan	(9/28/14 at Oakland), aborted snap by Matt McGloin	
48*	Renaldo Hill	(11/19/06 vs. Minnesota), Chester Taylor	
48*	Jason Taylor	(11/1/09 at N.Y. Jets), Shonn Greene	

* The second and third longest returns were done in replacement games

- **CB Cortland Finnegan** made the 600th tackle of his career with his take down in the first quarter. He ended the game with four solo tackles.

- **S Jimmy Wilson** recorded an interception in the third quarter. It was the fourth of his career and first since Nov. 11, 2013 at Tampa Bay.

- **S Walt Aikens** recorded his first career interception in the fourth quarter. He returned in 43 yards.

- **WR Brian Hartline** surpassed Duriel Harris with his 25-yard reception in the first quarter for sole possession of ninth-most receptions in franchise history. He currently has 275 after today's game.

- **WR Brian Hartline** extended his consecutive games streak with a reception to 30 games with his 25-yard reception in the first quarter today. The last game he failed to record a reception was vs. St. Louis (10/14/12).

- **G Darny College** extended his consecutive games played and starts streak, which now stand at 132 and 101 games, the longest and second-longest active NFL streaks respectively among guards.

- **LS John Denney** extended his consecutive games played streak to 148, most in franchise history.

- **DT Randy Starks'** consecutive games played streak ended today at 111, which was the most among active defensive tackles. The last game he missed was in Week 5 vs. Atlanta on Oct. 7, 2007 season as a member of the Tennessee Titans.

- **LB Jordan Tripp** and **DE Terrence Fede** made their NFL debuts today.



WEEK 6 VS. GREEN BAY

GAME 5: GREEN BAY 27, MIAMI 24

SUNDAY, OCT. 12 • 1 P.M. ET • SUN LIFE STADIUM • MIAMI GARDENS, FLA.



GAME SUMMARY

The Miami Dolphins had to play catch-up throughout the afternoon against one of the hottest teams in the NFL, and in the end fell just short against the Green Bay Packers.

The Dolphins rallied from three different seven-point deficits — 7-0, 10-3 and 17-10 — but dropped a 27-24 decision when Aaron Rodgers hit tight end Andrew Quarless in the corner of the end zone for a 3-yard touchdown with 3 seconds left.

The touchdown came six plays after Green Bay converted a fourth-and-8 when Rodgers hit Jordy Nelson with an 18-yard pass.

The touchdown capped a 60-yard touchdown drive that began with 2:04 left in regulation. The Dolphins had a chance to clinch the victory after holding Green Bay to a field goal but couldn't kill the last 4:09 off the clock.

The Dolphins took their first lead of the game with 9:13 left in regulation when Ryan Tannehill hit Mike Wallace with a 5-yard touchdown pass.

It was the third consecutive touchdown drive for the Dolphins at the start of the second half, as Tannehill got hot after a difficult first half and the running game got going after being held to only 10 yards in the first two quarters.

The running game played a key role in the second touchdown drive of the second half, as Lamar Miller rushed for 48 yards and finished things off with a 5-yard TD run up the middle.

After trailing 10-3 at halftime, the Dolphins tied the score with an 80-yard touchdown drive highlighted by Tannehill's 40-yard run on a quarterback keeper. It was the longest offensive play of the season for the Dolphins and the second-longest run by a quarterback in franchise history.

Green Bay responded with an 80-yard drive of its own that consumed 8:04 and ended when Rodgers ran around in the pocket to avoid a sack and eventually found Randall Cobb in the end zone for a 5-yard touchdown.

The Dolphins defense turned in a solid performance in the first half after watching Rodgers march the Packers 80 yards for a touchdown on the opening drive of the game.

Cameron Wake, who had three sacks when the Dolphins won in overtime at Green Bay in 2010, was a constant presence in the Packers backfield. He had a sack and also forced an illegal grounding penalty on Rodgers. Olivier Vernon also had a sack in the first half.

Wake and Vernon also combined for a sack in the second half.

The special teams came up with two big plays in the first quarter, with Jarvis Landry returning the kickoff after Green Bay's first touchdown 54 yards to the Packers 49-yard line. The play set up Caleb Sturgis' 48-yard field goal, which cut the Packers lead to 7-3.

Jonathan Freemy blocked a Tim Masthay punt on the ensuing possession and Chris McCain recovered the loose ball at the Green Bay 16-yard line, but the Dolphins could not capitalize on that big play.

A 9-yard completion to Jarvis Landry on third down gave the Dolphins a first-and-goal at the 4 and Knowshon Moreno, back in the lineup after missing two games with an elbow injury, gained 3 yards to make it second-and-goal at the 1.

But after Moreno was stopped for no gain and Tannehill's pass in the end zone to Brian Hartline was knocked away, Moreno was stuffed for a 3-yard loss on fourth down on a draw play up the middle.

Tannehill was intercepted twice in the second quarter, the first pick by cornerback Casey Hayward setting up a 43-yard field goal by Mason Crosby that made it 10-3.

The stage was set for an exciting, but ultimately disappointing, second half.

SCORING

SCORE BY PERIODS	1	2	3	4	OT	Total
Green Bay Packers	7	3	7	10	0	27
Miami Dolphins	3	0	7	14	0	24

SCORING DRIVES

Team	Qtr	Time	Play Description (Extra Point) (Drive info)	GB	MIA
Packers	1	10:09	J.Nelson 9 yd. pass from A.Rodgers (M.Crosby kick) (9-80, 4:51)	7	0
Dolphins	1	8:15	C.Sturgis 48 yd. Field Goal (6-20, 1:54)	7	3
Packers	2	8:08	M.Crosby 43 yd. Field Goal (6-11, 3:49)	10	3
Dolphins	3	11:48	J.Landry 11 yd. pass from R.Tannehill (C.Sturgis kick) (5-80, 3:12)	10	10
Packers	3	3:44	R.Cobb 5 yd. pass from A.Rodgers (M.Crosby kick) (13-80, 8:04)	17	10
Dolphins	4	13:42	L.Miller 5 yd. run (C.Sturgis kick) (10-80, 5:02)	17	17
Dolphins	4	9:13	M.Wallace 5 yd. pass from R.Tannehill (C.Sturgis kick) (6-79, 3:21)	17	24
Packers	4	4:09	M.Crosby 30 yd. Field Goal (11-68, 5:04)	20	24
Packers	4	0:03	A.Quarless 4 yd. pass from A.Rodgers (M.Crosby kick) (11-60, 2:01)	27	24

TEAM STATISTICS

	PACKERS	DOLPHINS
TOTAL FIRST DOWNS	27	19
THIRD DOWN EFFICIENCY	8-17-47%	4-10-40%
FOURTH DOWN EFFICIENCY	1-1-100%	0-1-0%
TOTAL NET YARDS	369	349
NET YARDS RUSHING	121	112
NET YARDS PASSING	248	237
PASS ATTEMPTS-COMPLETIONS-HAD INTERCEPTED	42-24-0	31-20-2
KICKOFFS Number-In End Zone-Touchbacks	6-5-3	5-5-4
PUNTS Number and Average	5-34.4	3-42.3
FGs - PATs Had Blocked	0-0	0-0
TOTAL RETURN YARDAGE (Not Including Kickoffs)	51	0
PENALTIES Number and Yards	4-44	5-25
FUMBLES Number and Lost	1-0	1-1
TOUCHDOWNS	3	3
EXTRA POINTS Made-Attempts	3-3	3-3
FIELD GOALS Made-Attempts	2-2	1-1
RED ZONE EFFICIENCY	3-3-100%	1-2-50%
GOAL TO GO EFFICIENCY	3-3-100%	1-2-50%
SAFETIES	0	0
TIME OF POSSESSION	37:12	22:48

INDIVIDUAL STATISTICS

RUSHING (Att-Yds): Green Bay, E. Lacy 14-40, A. Rodgers 7-34, J. Starks 8-31, J. Kuhn 4-15, R. Cobb 1-1. Miami, L. Miller 14-53, R. Tannehill 3-49, K. Moreno 6-10.

PASSING (C-A-Y-TD-I): Green Bay, A. Rodgers 24-42-264-3-0. Miami, R. Tannehill 20-31-244-2-2.

RECEIVING (Rec-Yds): Green Bay, J. Nelson 9-107, D. Adams 6-77, R. Cobb 5-58, J. Starks 2-11, A. Quarless 2-11. Miami, J. Landry 6-75, M. Wallace 5-67, L. Miller 3-40, C. Clay 3-35, Da. Williams 1-14, K. Moreno 1-8, D. Sims 1-5.

SACKS (Sk-Yds): Green Bay, M. Neal 1-7. Miami, O. Vernon 1.5-9.5, C. Wake 1.5-6.5.

INTERCEPTIONS (Int-Yds): Green Bay, C. Hayward 1-10, S. Shileds 1-0. Miami, none.

TACKLES (S-A-T): Green Bay, H. Clinton-Dix 7-0-7, M. Hyde 5-0-5, J. Peppers 4-0-4, T. Williams 4-0-4, M. Burnett 3-0-3, L. Guion 2-0-2, D. House 2-0-2, C. Hayward 2-0-2, A. Hawk 2-0-2, N. Perry 2-0-2, J. Bush 2-0-2, M. Neal 1-0-1, B. Jones 1-0-1, J. Lattimore 1-0-1, M. Pennel 1-0-1, M. Daniels 1-0-1.

Missed Field Goals: Green Bay, none. Miami, none.



WEEK 6 POSTGAME NOTES VS. PACKERS

- Today's paid attendance was 70,875.
- With today's loss, Miami is now 10-4 in regular season action against the Packers.
- Following today's game, Miami's interconference record is 101-61 since the 1970 NFL-AFL Merger. Miami's .623 winning percentage is best in the NFL during that time.

BEST INTERCONFERENCE RECORDS SINCE 1970 NFL-AFL MERGER

Team	Wins	Losses	Ties	Win%
Miami	101	61	0	.623
Pittsburgh	99	62	1	.615
Dallas	92	70	0	.568
Denver	94	72	2	.566
Oakland	92	73	1	.558

- After today's defeat, Miami is now 30-15 against the teams currently in the NFC North in the regular season. The Dolphins' .667 winning percentage is second-highest versus any division in the NFL, behind only its .711 winning percentage against the teams currently in the NFC West during the regular season.

MIAMI VERSUS OTHER NFL DIVISIONS, REGULAR SEASON

Division	Wins	Losses	Ties	Win %
NFC West	32	13	0	0.711
NFC North	30	15	0	0.667
NFC South	23	15	0	0.605
AFC South	66	49	0	0.574
AFC North	38	29	0	0.567
AFC West	53	45	2	0.541
NFC East	23	20	0	0.535
AFC East	152	134	2	0.531
Total	417	320	4	0.566

- After today's rushing performance of 23 carries for 112 yards (4.87 avg.), Miami has now totaled 137 rushing attempts on the season for 681 yards (4.97). Miami's 4.97 average yards per carry would be tied for second-highest average in team history.

MIAMI HIGHEST SEASON AVERAGE YARDS PER CARRY

Season	G	Att	Yds	Avg
1971	14	486	2,429	5.00
1973	14	507	2,521	4.972
2014	5	137	681	4.971
1972	14	613	2,960	4.83
2002	16	530	2,502	4.72
1977	14	519	2,366	4.56

- **WR Jarvis Landry's** 54-yard kick return on Miami's opening possession was the second-longest of his career. His long was 74 yards, recorded against Kansas City on Sept. 21. Heading into the day, he was one of four players (Chris Polk – 102 yards, C.J. Spiller – 102 yards and Andre Caldwell – 54 yards) to return a kick more than 50 yards and becomes the only player in the NFL to return two kicks of more than 50 yards at the conclusion of today's 1 p.m. games.

- Following **WR Jarvis Landry's** 54-yard kick return, **K Caleb Sturgis** converted a 48-yard field goal. It was the third opening possession score for the Dolphins this season. In Week 1 vs. New England, **RB Lamar Miller** recorded a 4-yard touchdown reception and Sturgis converted a 41-yard field goal at Oakland (London) in Week 4. The last time the Dolphins scored on their opening possession in three out of their first five games was in 2010 (Sept. 12 at Buffalo, Sept. 19 at Minnesota and October 17 at Green Bay).

- **WR Jarvis Landry** set career highs with six receptions for 75 yards (12.5 avg.).

- **WR Jarvis Landry** recorded his first career touchdown on an 11-yard pass from **QB Ryan Tannehill** in the third quarter. The touchdown drive went five plays for 80 yards in 3:12.

- With **WR Jarvis Landry's** 11-yard touchdown reception, Miami scored on the opening possession of the second half for the fourth time in five games this season (Sept. 7 vs. New England, Sept. 14 at Buffalo and Sept. 21 vs. Kansas City).

- **DE Cameron Wake** recorded his third sack of the season when he took down Green Bay Packers **QB Aaron Rodgers** for a loss of six yards in the first quarter. He later split a sack with **DE Olivier Vernon** to improve his season total to 3.5 sacks.

- With his first quarter sack and fourth quarter half-sack of Green Bay Packers **QB Aaron Rodgers**, **DE Cameron Wake** has now recorded 4.5 sacks against the Green Bay Packers, which ties for the most sacks of any non-divisional opponent by the sixth year pro. The 4.5 sacks, which have come over two games, equals his effort against the Arizona Cardinals.

WAKE ALL-TIME SACKS VS. OPPONENT

Team	G	Sk	Yds
vs NE	11	8.5	37.5
vs Buf	11	6.5	36.5
vs GB	2	4.5	31
vs Ari	1	4.5	30.5
vs Cin	3	4.0	28
vs Cle	3	4.0	31.5
vs NYJ	10	3.0	20
vs SF	1	3.0	13

- **DE Olivier Vernon** recorded his third sack of the season in the second quarter of Green Bay Packers **QB Aaron Rodgers** for a loss of nine yards. He later split a sack with **DE Cameron Wake** to improve his season total to 3.5 sacks.

- **DEs Olivier Vernon** and **Cameron Wake** combined for a sack of Green Bay Packers **QB Aaron Rodgers** in the fourth quarter. Vernon forced a fumble on the play, which was recovered by Green Bay. It was Vernon's second forced fumble of his career, with the last one occurring Sept. 30, 2012 at Arizona.

- This was the sixth time **DEs Olivier Vernon** and **Cameron Wake** each recorded a sack in the same game. The team's record is now 5-1 in games in which they both have recorded a sack and the last time this occurred was in Week 1 vs. New England when Vernon recorded

one sack and Wake recorded two.

- **LB Jonathan Freeny** recorded the first blocked punt of his career in the first quarter, recovered by **LB Chris McCain**. It was Miami's second blocked punt of the season, with the first coming when McCain blocked one in Week 1 vs. New England. The last time Miami blocked two punts in a season was 2011.

- The Dolphins recorded their second blocked punt on the season today against the Packers. The two blocked punts match the team record for most blocked punts in a season which was also accomplished in 1972, 1973, 1974, 1978, 1991, 1996 and 2011.

- **QB Ryan Tannehill's** 40-yard third quarter rush was the second longest of his career. His long was 48 yards at Pittsburgh on Dec. 8, 2013.

TANNEHILL CAREER LONG RUSHES

Date	Opp	Lg
12/8/13	at Pit	48
10/12/14	GB	40
12/23/13	Jac	30
9/30/13	at NO	26
12/9/12	at SF	20

- **QB Ryan Tannehill's** 40-yard rush was the second longest by a quarterback in franchise history. His 48-yard run last season at Pittsburgh on Dec. 8, 2013 is the longest.

LONGEST RUNS BY DOLPHINS QUARTERBACKS IN TEAM HISTORY

PLAYER	DATE	OPP	YARDS
Ryan Tannehill	12/8/13	at Pit	48
Ryan Tannehill	10/12/14	GB	40
Pat White	11/8/09	Buf	31
Jay Fiedler	10/1/00	at Cin	30
Ryan Tannehill	12/16/12	Jac	30

- **QB Ryan Tannehill's** 40-yard rush was the longest run by the Dolphins this season.

- **QB Ryan Tannehill's** 49 rushing yards are the third-most of his career and tied for the ninth-highest single-game total by a Dolphins quarterback in team history.

MOST RUSHING YARDS BY A QUARTERBACK, SINGLE GAME, TEAM HISTORY

PLAYER	DATE	OPP	ATT	YDS
1. Chad Henne	9/12/11	NE	7	59
2. David Woodley	9/12/8	NYJ	7	58
3. Ryan Tannehill	12/08/13	Pit	3	56
4. Damon Huard	10/17/99	NE	6	54
5t. Ryan Tannehill	12/16/12	Jac	8	52
5t. David Woodley	12/19/81	Buf	15	52
7. David Woodley	11/9/80	LA RMs	9	51
8. David Woodley	9/25/83	KC	11	50
9t. Ray Lucas	11/4/02	GB	9	49
9t. Ryan Tannehill	10/12/14	GB	3	49

- **DT Jared Odrick** recorded a career-high two passes defended. He previously had recorded one pass defended seven times.

- **RB Lamar Miller's** 5-yard rushing touchdown in the fourth quarter improved his season total to three, establishing a new career high.

- **RB Lamar Miller's** 20-yard reception in the fourth quarter is the second-longest of his career behind only a 22-yard catch vs. San Diego (11/17/13).

- **WR Mike Wallace** capped a six-play 79-yard drive in 3:21 in the fourth quarter with a 5-yard touchdown reception.

- **WR Mike Wallace's** 5-yard touchdown reception in the fourth quarter marks his fifth touchdown reception in his past six games, dating back to Week 17 of last season. He is the first Dolphins player to record a touchdown in a five out of six game stretch since **RB Ricky Williams** accomplished the feat in 2005 (Weeks 12-17). Further, he is the first Dolphins player to record touchdown receptions in a five out of six game stretch since **WR Mark Clayton** accomplished the feat in 1984 (Weeks 7-12).

WALLACE LAST SIX GAMES

Date	Opp	Rec	Yds	TD
12/29/13	NYJ	5	25	1
9/7/14	NE	7	81	1
9/14/14	at Buf	5	56	1
9/21/14	KC	5	74	0
9/28/14	at Oak	3	35	1
10/12/14	GB	5	67	1

- **WR Mike Wallace** recorded his 41st career touchdown, most among AFC wide receivers since he entered the NFL in 2009.

- **Mike Pouncey** made his season debut, starting at right guard.

- **S Reshad Jones** made his season debut and recorded nine tackles (nine solo).

- **WR Damian Williams** made his Dolphins regular season debut. He finished the game with one reception for 14 yards.

- **G Daryn Colledge** extended his consecutive games played and starts streak, which now stand at 133 and 102 games, the longest and second-longest active NFL streaks respectively among guards.

- **LS John Denney** extended his consecutive games played streak to 149, most in franchise history.

- **WR Brian Hartline** consecutive games streak with a reception ended today at 30 games. The last game he failed to record a reception was vs. St. Louis (10/14/12).



WEEK 7 VS. CHICAGO

GAME 6: MIAMI 27, CHICAGO 14

SUNDAY, OCT. 19 • 1 P.M. ET • SOLDIER FIELD • CHICAGO, ILL.



GAME SUMMARY

This is what is called rebounding in style.

One week after suffering a last-second loss against the Green Bay Packers, the Dolphins bounced back by dominating another NFC North team, beating the Chicago Bears 27-14 at Soldier Field.

The Dolphins controlled the action in every phase, with Ryan Tannehill leading a balanced offense that amassed 393 total yards and the defense forcing three Chicago turnovers.

Tannehill threw two touchdown passes in the first half and also rushed for 50 yards as the Dolphins evened their record to 3-3.

Many players had a hand in the defensive effort, starting with Cameron Wake, who recorded the triple play of sack, forced fumble and fumble recovery in the fourth quarter.

Randy Starks also had a fumble recovery and safety Reshad Jones had a first-half interception that he returned 50 yards to set up a touchdown.

Cornerback Cortland Finnegan also had a strong outing. He forced the fumble that Starks recovered and clinched the Dolphins victory when he knocked a Jay Cutler pass away from former Miami wide receiver Brandon Marshall in the end zone on fourth down in the final minute.

The Dolphins responded to every challenge on Sunday, the perfect example coming after Chicago opened the second half with a long touchdown drive to cut into their 14-0 lead.

The Dolphins answered the Chicago score with an 83-yard touchdown drive highlighted by Tannehill's 30-yard run on a option run on fourth-and-1 from the Bears 39-yard line.

The Dolphins increased their lead to 24-7 before Chicago scored its second touchdown, but Miami responded again by killing 5:22 off the clock with a drive that ended with Caleb Sturgis' 19-yard field goal.

The Dolphins' 14-0 lead at the half easily could have been bigger given their dominance in the first two quarters.

Miami ended the half with advantages of 209-54 in total yardage and 14-2 in first downs. Furthermore, the Bears took one snap inside the Dolphins 40-yard line in the first two quarters and the play ended with a Reshad Jones interception that he returned 50 yards to give the Dolphins a first down at the Chicago 23-yard line.

Three plays after that play, Tannehill hit Mike Wallace for a 10-yard touchdown to make it 14-0. It was the fifth touchdown in six games this season for Wallace.

The touchdown was part of a tremendous first half for Tannehill, who picked up where he left off in the second half of the Green Bay game.

Tannehill ended the half 14-of-15 for 176 yards and two touchdowns for a passer rating of 155.1, the best first-half total of his career. Tannehill's previous best came in the game in London against the Oakland Raiders.

Tannehill completed his first 14 passes until he threw an incomplection on the Dolphins' last drive of the first half.

After a three-and-out to start the game, the Dolphins offense got rolling with a well-balanced 81-yard drive that began with Tannehill's 14-yard run off the read option and ended with a 13-yard touchdown pass to tight end Charles Clay, who was left wide open in the left corner of the end zone.

Clay had the longest play in the drive, a 25-yard reception on second-and-9.

The Dolphins' two other drives in the first half ended when Caleb Sturgis was wide right on a 50-yard field goal and when Tannehill was sacked on third down to push Miami out of field goal territory.

It was one of the few things that didn't Tannehill's way on this day.

SCORING

SCORE BY PERIODS	1	2	3	4	OT	Total
Miami Dolphins	7	7	7	6	0	27
Chicago Bears	0	0	7	7	0	14

SCORING DRIVES

Team	Qtr	Time	Play Description (Extra Point) (Drive info)	MIA	CHI
Dolphins	1	6:51	C.Clay 13 yd. pass from R.Tannehill (C.Sturgis kick) (8-81, 4:24)	7	0
Dolphins	2	5:20	M.Wallace 10 yd. pass from R.Tannehill (C.Sturgis kick) (3-23, 1:33)	14	0
Bears	3	7:59	M.Forte 10 yd. pass from J.Cutler (R.Gould kick) (12-80, 7:01)	14	7
Dolphins	3	0:31	L.Miller 2 yd. run (C.Sturgis kick) (13-83, 7:28)	21	7
Dolphins	4	13:32	C.Sturgis 33 yd. Field Goal (4-2, 0:52)	24	7
Bears	4	7:38	M.Forte 1 yd. run (R.Gould kick) (6-73, 2:05)	24	14
Dolphins	4	2:13	C.Sturgis 19 yd. Field Goal (12-65, 5:25)	27	14

TEAM STATISTICS

	DOLPHINS	BEARS
TOTAL FIRST DOWNS	24	14
THIRD DOWN EFFICIENCY	4-11-36%	5-12-42%
FOURTH DOWN EFFICIENCY	1-1-100%	2-3-67%
TOTAL NET YARDS	393	224
NET YARDS RUSHING	137	52
NET YARDS PASSING	256	172
PASS ATTEMPTS-COMPLETIONS-HAD INTERCEPTED	32-25-0	34-21-1
KICKOFFS Number-In End Zone-Touchbacks	6-6-4	3-2-1
PUNTS Number and Average	2-37.5	3-53.0
FGs - PATs Had Blocked	0-0	0-0
TOTAL RETURN YARDAGE (Not Including Kickoffs)	72	0
PENALTIES Number and Yards	7-84	2-15
FUMBLES Number and Lost	1-0	4-2
TOUCHDOWNS	3	2
EXTRA POINTS Made-Attempts	3-3	2-2
FIELD GOALS Made-Attempts	2-4	0-0
RED ZONE EFFICIENCY	3-6-50%	2-3-67%
GOAL TO GO EFFICIENCY	2-3-67%	1-1-100%
SAFETIES	0	0
TIME OF POSSESSION	37:22	22:38

INDIVIDUAL STATISTICS

RUSHING (Att-Yds): Miami, L. Miller 18-61, R. Tannehill 6-48, Dn. Thomas 7-25, M. Wallace 1-4, D. Williams 1-(-1). Chicago, M. Forte 12-49, J. Cutler 2-3.

PASSING (C-A-Y-TD-I): Miami, R. Tannehill 25-32-277-2-0. Chicago, J. Cutler 21-34-190-1-1.

RECEIVING (Rec-Yds): Miami, M. Wallace 5-46, C. Clay 4-58, J. Landry 4-46, B. Hartline 3-35, Dn. Thomas 3-25, D. Sims 2-33, L. Miller 2-22, D. Williams 2-12. Chicago, M. Forte 6-60, B. Marshall 6-48, M. Bennett 5-58, D. Rosario 2-15, A. Jeffery 2-9.

SACKS (Sk-Yds): Miami, L. Delmas 1-4, D. Shelby 1-6, C. Wake 1-8. Chicago, J. Ratliff 3.5-17, J. Allen 0.5-4.

INTERCEPTIONS (Int-Yds): Miami, R. Jones 1-50. Chicago, none.

TACKLES (S-A-T): Miami, R. Jones 7-0-7, K. Misi 6-0-6, C. Finnegan 4-0-4, B. Grimes 4-0-4, L. Delmas 3-0-3, J. Jenkins 3-0-3, D. Shelby 1-0-1, C. Wake 1-0-1, R. Starks 1-0-1, P. Wheeler 1-0-1, C. McCain 1-0-1, T. Fede 1-0-1, E. Mitchell 1-0-1, J. Taylor 1-0-1, M. Thomas 1-0-1. Chicago, J. Ratliff 5-2-7, T. Jennings 5-1-6, D. Sharpton 4-2-6, W. Young 5-0-5, B. Vereen 5-0-5, R. Mundy 3-2-5, J. Allen 2-2-4, K. Greene 2-2-4, K. Fuller 3-0-3, D. Hurst 2-1-3, E. McManis 2-1-3, S. McClellin 2-0-2, D. Williams 2-0-2, W. Sutton 2-0-2, S. Paea 1-1-2, E. Ferguson 1-1-2, L. Houston 1-0-1, C. Jones 0-1-1.

Missed Field Goals: Miami, 50WR, 37B. Chicago, none.



WEEK 7 POSTGAME NOTES VS. BEARS

- Today's paid attendance was 62,413.
- With today's 27-14 win, Miami is now 8-4 in regular season action against the Bears.

• Following today's game, Miami's interconference record is 102-61 since the 1970 NFL-AFL Merger. Miami's .626 winning percentage is best in the NFL during that time as of the conclusion of today's 1 p.m. games

BEST INTERCONFERENCE RECORDS SINCE 1970 NFL-AFL MERGER

Team	Wins	Losses	Ties	Win%
Miami	102	61	0	.626
Pittsburgh	99	62	1	.615
Dallas	92	70	0	.568
Denver	94	72	2	.566
Oakland	92	73	1	.558

• After today's game, Miami is now 31-15 against the teams currently in the NFC North in the regular season. The Dolphins' .674 winning percentage is second-highest versus any division in the NFL, behind only its .711 winning percentage against the teams currently in the NFC West during the regular season.

MIAMI VERSUS OTHER NFL DIVISIONS, REGULAR SEASON

Division	Wins	Losses	Ties	Win%
NFC West	32	13	0	0.711
NFC North	31	15	0	.674
NFC South	23	15	0	0.605
AFC South	66	49	0	0.574
AFC North	38	29	0	0.567
AFC West	53	45	2	0.541
NFC East	23	20	0	0.535
AFC East	152	134	2	0.531
Total	418	320	4	0.566

• Following today's game, **Chicago Bears Head Coach Marc Trestman** became the eighth head coach to face the Dolphins after serving as an assistant in Miami. In 2004, Trestman was the assistant head coach/quarterbacks coach for the Dolphins. The Dolphins are now 12-8 against head coaches who used to be assistants on their staff.

MIAMI RECORD AGAINST FORMER ASSISTANT COACHES

HEAD COACH	POSITION WITH DOLPHINS	RECORD
Howard Schnellenberger	Offense/Receivers (1977-72)	1-1
Monte Clark	Assistant (1979)	1-0
Dan Henning	Quarterbacks/Receivers (1979-80)	1-2
David Shula	Assistant (1982-88)	2-0
Norv Turner	Asst. Head Coach/Off. Coord. (2002-03)	2-2
Chan Gailey	Off. Coordinator (2000-01)	4-2
Jason Garrett	Quarterbacks(2005-06)	0-1
Marc Trestman	Asst. Head Coach/Quarterbacks	1-0

• **QB Ryan Tannehill** completed 6-of-6 passes for 84 yards and a touchdown in the first quarter, good for a 158.3 passer rating. This is the second time in his career that he has recorded a perfect passer rating in the first quarter of a game, with the last time occurring Sept. 15, 2013 at Indianapolis when he completed 4-of-5 passes for 113 yards and one touchdown.

RYAN TANNEHILL 1ST QUARTER PASSING RATING HIGHS

Date	Opp	Att	Cmp	Pct	Yds	TD	Int	Rate
10/19/14	at Chi	6	6	100.0	84	1	0	158.3
9/15/13	at Ind	5	4	80.0	113	1	0	158.3
9/7/14	NE	5	5	100.0	40	1	0	139.6
12/23/12	Buf	8	5	62.5	53	1	0	121.4
9/28/14	at Oak	9	7	77.8	96	0	0	111.1

• For the fourth time in his three year career, **QB Ryan Tannehill** has thrown for multiple touchdowns in a first half of a game. The two touchdown passes, the first to TE Charles Clay and then to WR Mike Wallace equals the most touchdown passes in a first half of a game. The last time Tannehill threw two touchdown passes in the first half was September 28, 2014 at Oakland in London in route to a 38-14 Dolphins victory.

RYAN TANNEHILL CAREER HIGH FIRST HALF TOUCHDOWNS

Date	Opp	Att	Cmp	Pct	Yds	TD	Int	Rate
10/19/14	at Chi	15	14	93.3	176	2	0	155.1
9/28/14	at Oak	19	17	89.5	204	2	0	146.5
10/27/13	at NE	18	11	61.1	72	2	0	106.7
10/20/13	Buf	23	11	47.8	129	2	2	58.1

• **QB Ryan Tannehill** began the game by completing his first 14 passes and 15 passes dating back to last week's game vs. Green Bay. His 15-consecutive completions are tied for the third-most consecutive completions in a game in franchise history.

MOST CONSECUTIVE PASS COMPLETIONS, FRANCHISE HISTORY

- 17 Chad Pennington (12/7/08 at Buffalo through 12/14/08 vs. San Francisco)
- 17 Chad Henne (12/13/09 at Jacksonville)
- 15 **Ryan Tannehill (10/12/14 vs. Green Bay through 10/19/14 at Chicago)**
- 15 Dan Marino (11/8/92 at Indianapolis through 11/16/92 vs. Buffalo)
- 14 Ryan Tannehill (9/28/14 at Oakland)
- 14 Dan Marino (11/17/96 at Houston through 11/25/96 vs. Pittsburgh)
- 13 Earl Morrall (12/1/75 vs. New England)
- 13 Dan Marino (11/10/96 vs. Indianapolis)

• With a 155.1 passer rating in the first half of today's game at Chicago, **QB Ryan Tannehill** set a career high passer rating for the opening half. He completed 14-of-15 passes for 176 yards and two touchdowns, which tops the 146.5 rating he set on September 28, 2014 at Oakland in London. For his career, Tannehill has now recorded a first half passer rating of over 100 in 13 games.

RYAN TANNEHILL FIRST HALF HIGHS

Date	Opp	Att	Cmp	Pct	Yds	TD	Int	Rate
10/19/14	at Chi	15	14	93.3	176	2	0	155.1
9/28/14	at Oak	19	17	89.5	204	2	0	146.5
12/15/13	NE	19	12	63.2	171	1	0	109.8
11/11/13	at TB	19	15	78.9	121	1	0	110.7
10/27/13	at NE	18	11	61.1	72	2	0	106.7

• **QB Ryan Tannehill's** 155.1 first half passer rating was the third-highest first half passer rating in franchise history since 1991.

DOLPHINS FIRST HALF PASSER RATING HIGHS, SINGLE GAME, SINCE 1991

Player	Date	Opp	Att	Cmp	Pct	Yds	TD	Int	Rate
Jay Fiedler	9/15/02	at Ind	11	9	81.8	137	2	0	158.1
Matt Moore	11/6/11	at KC	14	11	78.6	167	2	0	156.0
Ryan Tannehill	10/19/14	at Chi	15	14	93.3	176	2	0	155.1
Jay Fiedler	12/3/00	at Buf	14	11	78.6	156	3	0	152.7
Jay Fiedler	9/14/03	at NYJ	10	8	80	140	1	0	152.1

• **QB Ryan Tannehill** completed 25-of-32 passes for 277 yards and two touchdowns, good for a 123.6 passer rating. His 123.6 passer rating establishes a new career high.

TANNEHILL CAREER HIGH PASSER RATING, SINGLE GAME

Date	Opp	Att	Cmp	Pct	Yds	TD	Int	Rate
10/19/14	at Chi	32	25	78.1	277	2	0	123.6
12/16/12	Jac	28	22	78.6	220	2	0	123.2
12/15/13	NE	37	25	67.6	312	3	0	120.6
10/14/12	StL	29	21	72.4	185	2	0	112.0
9/28/14	at Oak	31	23	74.2	278	2	1	109.3

• **QB Ryan Tannehill's** 78.1 completion percentage was the second-highest in his career.

TANNEHILL CAREER HIGH COMPLETION PERCENTAGE, SINGLE GAME

Date	Opp	Att	Cmp	Pct	Yds	TD	Int	Rate
12/16/12	Jac	28	22	78.6	220	2	0	123.2
10/19/14	at Chi	25	32	78.1	277	2	0	123.6
9/28/14	at Oak	31	23	74.2	278	2	1	109.3
10/14/12	StL	29	21	72.4	185	2	0	112.0
10/31/13	Cin	28	20	71.4	208	0	0	92.6
11/25/12	Sea	26	18	69.2	253	1	1	97.1

• **QB Ryan Tannehill's** 48 rushing yards were tied for the fourth-most in his career.

TANNEHILL CAREER HIGH RUSHING YARDS, SINGLE GAME

Date	Opp	Att	Yds	Avg	Lg
12/8/13	at Pit	3	56	18.7	48
12/16/12	Jac	8	52	6.5	30
10/12/14	GB	3	49	16.3	40
10/19/14	at Chi	6	48	8.0	30
9/30/13	at NO	4	48	12.0	26

• **TE Charles Clay's** 13-yard touchdown reception from QB Ryan Tannehill in the first quarter was his first of the season. The scoring drive went eight plays for 81 yards in 4:24. On the drive, Clay recorded a season-long 25-yard reception. Additionally, Tannehill completed 3-of-3 passes for 51 yards and a touchdown.

• **TE Charles Clay** surpassed Randy McMichael (2002-03) for most receptions by a tight end over a two-year span in franchise history with his four catches for 58 yards and a touchdown today. McMichael also holds the top three two-year spans for most receptions by a tight end. Clay currently has 90 receptions over the last two years.

• **DE Derrick Shelby's** first quarter sack of Bears QB Jay Cutler for a loss of six yards improved his season total to three sacks, establishing a new career high. His previous high was 2.5 sacks recorded last season.

• **S Louis Delmas** recorded his first sack of the season in the second quarter with his takedown of Bears QB Jay Cutler for a loss of four yards. It was his sixth career sack.

• **S Reshad Jones** recorded his first interception of the season in the second quarter and returned it 50 yards. The 50-yard return was the longest of his career. His previous long was 25 yards recorded on Oct. 6, 2013 vs. Baltimore.

• Following S Reshad Jones' interception, **WR Mike Wallace** was on the receiving end of a 10-yard t touchdown pass from QB Ryan Tannehill in the second quarter. The drive went three plays for 28 yards in 1:33.

• **WR Mike Wallace's** 10-yard touchdown reception in the second quarter marks his sixth touchdown reception in his past seven games, dating back to Week 17 of last season. He is the first Dolphins player to record a touchdown reception in a six out of seven game stretch since WR Mark Clayton accomplished the feat in 1984 (Weeks 7-13).

WALLACE LAST SIX GAMES

Date	Opp	Rec	Yds	TD
12/29/13	NYJ	5	25	1
9/7/14	NE	7	81	1
9/14/14	at Buf	5	56	1
9/21/14	KC	5	74	0
9/28/14	at Oak	3	35	1
10/12/14	GB	5	67	1
10/19/14	at Chi	5	46	1

• **WR Mike Wallace's** 10-yard touchdown reception means he has recorded a touchdown reception in five out of the first six games this season, which is the first time in his career he has done that to start a season. His previous best was in 2012 when he recorded a touchdown reception in four out of his five games as a member of the Pittsburgh Steelers.

• **WR Mike Wallace** recorded his 42nd career touchdown, most among AFC wide receivers since he entered the NFL in 2009.

• Miami led Chicago 14-0 at halftime. The last time Miami held an opponent scoreless in the first half was Oct. 28, 2012 at the New York Jets. Miami went on to win that game 30-9.

• With **RB Lamar Miller's** 2-yard touchdown run, Miami scored on the opening possession of the second half for the fifth time in the first six games this season (Week 1 vs. New England – **K Caleb Sturgis** 24-yard field goal, Week 2 at Buffalo – **Sturgis** 34-yard field goal, Week 3 vs. Kansas City – **WR Brian Hartline** 1-yard touchdown reception and Week 6 vs. Green Bay – **WR Jarvis Landry** 1-yard touchdown reception). The drive went 13 plays for 83 yards in 7:28. The last time Miami scored on the opening possession of the second half in five out of their first six games of a season was in 1985 (Week 1 at Houston – **Fuad Revez** 23-yard field goal, Week 2 vs. Indianapolis – **Revez** 40-yard field goal, Week 3 vs. Kansas City – **Bruce Hardy** 9-yard touchdown reception, Week 5 vs. Pittsburgh – **Revez** 35-yard field goal and Week 6 at New York Jets – **Ron Davenport** 3-yard touchdown run).

• **DE Cameron Wake** recorded a sack of **Bears QB Jay Cutler** in the fourth quarter. On the play, he forced a fumble and recovered it. It was his 12th career forced fumble and second fumble recovery of his career. Additionally, it was the second time in his career that he has recorded a forced fumble and fumble recovery in the same game, with the last time occurring on Oct. 31, 2013 vs. Cincinnati.

• **CB Cortland Finnegan** recorded his fifth career forced fumble in the fourth quarter. The last time he recorded a forced fumble was on Dec. 16, 2012 as a member of the St. Louis Rams. **DT Randy Starks** recovered the ball on the play, his ninth of his career and the last one occurred on Dec. 8, 2013 at Pittsburgh.

• **CB Cortland Finnegan** recorded four passes defended today, tying his career high in a game in his career. The last time he recorded three passes defended in a game was Nov. 11, 2010 at Miami as a member of the Tennessee Titans.

• **CB Cortland Finnegan** recorded his 500th solo tackle in his career with his first solo tackle today. He ended the day with four solo tackles.

• **TE Dion Sims** recorded a career high 33 yards receiving on two receptions.

• **G Daryn Colledge** extended his consecutive games played and starts streak, which now stand at 134 and 103 games, the longest and second-longest active NFL streaks respectively among guards.

• **LS John Denney** extended his consecutive games played streak to 150, most in franchise history.



WEEK 8 VS. JACKSONVILLE

GAME 7: MIAMI 27, JACKSONVILLE 13

SUNDAY, OCT. 26 • 1 P.M. ET • EVERBANK FIELD • JACKSONVILLE, FLA.



GAME SUMMARY

The new-look Dolphins offense has gotten a lot of attention for most of the season, but it was the defense that stole the show Sunday at Jacksonville.

Thanks to touchdowns by Louis Delmas and Brent Grimes on interception returns, the Dolphins left EverBank Field with a 27-13 victory. The victory improved the Dolphins' record to 4-3 heading into a battle against the San Diego Chargers next Sunday at Sun Life Stadium.

This marked the fifth time in franchise history the Dolphins had two interception returns for touchdowns in the same game, and the first time since 1998 when they did it against the Oakland Raiders. It also happened in 1983 against the New York Jets, in 1982 also against the Jets, and in 1973 against the Pittsburgh Steelers.

In addition to the two scores, the defense also came up with a fumble recovery to stop a Jacksonville scoring threat. Linebacker Jelani Jenkins forced the fumble by rookie quarterback Blake Bortles and it was recovered by Delmas, who became the first Dolphins player since safety Reshad Jones in 2012 to have both a fumble recovery and an interception in the same game.

The Dolphins' one offensive touchdown came on a 3-yard pass from Ryan Tannehill to Rishard Matthews to cap a 95-yard third-quarter drive that all but sealed the outcome.

The drive featured a 50-yard completion from Tannehill to Mike Wallace on third-and-7 from the Dolphins 8-yard line. It was the longest offensive play of the season for the Dolphins.

Three plays later, on third-and-1 from the Jacksonville 33-yard line, Lamar Miller burst through a hole in the middle of the offensive line and sprinted 30 yards to set up the Matthews touchdown.

Jacksonville's only touchdown, a 48-yard pass from Bortles to fellow rookie Allen Robinson, came with 2:19 left in the fourth quarter when the Dolphins were leading 27-6.

The Dolphins' only offensive points of the first half came on a 43-yard field goal by Caleb Sturgis late in the second quarter that increased their lead to 10-3 heading into halftime.

It was not, however, a memorable first half for the offense, which went three-and-out on each of their first three possessions.

Jacksonville had success moving the ball in the first half, but was held to only three points because of its own mistakes or big plays by the Dolphins.

As a result, the Dolphins led 10-3 at halftime despite Jacksonville having an advantage of 219-56 in total yards.

After a 41-yard run by Denard Robinson on the second play of the game put Jacksonville in Miami territory, the drive stalled and Olivier Vernon then blocked a 48-yard field goal attempt by Josh Scobee to keep the game scoreless.

Jacksonville appeared to have taken the lead with a 46-yard field goal on its second drive, but a holding penalty negated the play and the Jaguars elected to punt from the Miami 38-yard line.

Delmas opened the scoring on the first play of the second quarter when Bortles, rolling to his left, threw the ball right to him. Delmas had an easy path to the end zone for the eighth-longest interception return in Dolphins history.

Grimes' touchdown came on the Jaguars' first offensive snap of the second half on a first-and-10 from the Jacksonville 7-yard line. Grimes kept his eyes on Bortles while staying step for step with Cecil Shorts and simply stepped in front of the wide receiver for the easy interception.

It was the second touchdown in two seasons with Miami for Grimes, who also had a 93-yard score in the Halloween night game against the Cincinnati Bengals in 2013.

The Dolphins offense was much more productive in the second half, adding a 68-yard field goal drive in the fourth quarter.

Tannehill then closed out the game with a 30-yard run on the first play after the two-minute warning, his third consecutive game with a run of 30 yards or more.

The story on this day, though, was the Dolphins defense and its big plays.

SCORING

SCORE BY PERIODS	1	2	3	4	OT	Total
Miami Dolphins	0	10	14	3	0	27
Jacksonville Jaguars	0	3	3	7	0	13

SCORING DRIVES

Team	Qtr	Time	Play Description (Extra Point) (Drive info)	MIA	JAC
Dolphins	2	14:46	L.Delmas 81 yd. interception return (C.Sturgis kick)	7	0
Jaguars	2	6:28	J.Scobee 30 yd. Field Goal (14-66, 8:18)	7	3
Dolphins	2	0:58	C.Sturgis 43 yd. Field Goal (11-52, 3:23)	10	3
Dolphins	3	12:16	B.Grimes 22 yd. interception return (C.Sturgis kick)	17	3
Jaguars	3	7:55	J.Scobee 40 yd. Field Goal (10-58, 4:21)	17	6
Dolphins	3	2:18	R.Matthews 3 yd. pass from R.Tannehill (C.Sturgis kick) (7-95, 3:32)	24	6
Dolphins	4	3:54	C.Sturgis 29 yd. Field Goal (9-68, 4:27)	27	6
Jaguars	4	2:19	A.Robinson 48 yd. pass from B.Bortles (J.Scobee kick) (5-80, 1:35)	27	13

TEAM STATISTICS

	DOLPHINS	JAGUARS
TOTAL FIRST DOWNS	17	19
THIRD DOWN EFFICIENCY	5-12-42%	6-15-40%
FOURTH DOWN EFFICIENCY	0-0-0%	2-2-100%
TOTAL NET YARDS	326	377
NET YARDS RUSHING	148	176
NET YARDS PASSING	178	201
PASS ATTEMPTS-COMPLETIONS-HAD INTERCEPTED	29-16-1	34-18-2
KICKOFFS Number-In End Zone-Touchbacks	6-6-4	4-3-2
PUNTS Number and Average	5-51.0	4-46.8
FGs - PATs Had Blocked	0-0	1-0
TOTAL RETURN YARDAGE (Not Including Kickoffs)	113	28
PENALTIES Number and Yards	7-52	6-37
FUMBLES Number and Lost	0-0	1-1
TOUCHDOWNS	3	1
EXTRA POINTS Made-Attempts	3-3	1-1
FIELD GOALS Made-Attempts	2-2	2-3
RED ZONE EFFICIENCY	1-4-25%	0-1-0%
GOAL TO GO EFFICIENCY	1-3-33%	0-0-0%
SAFETIES	0	0
TIME OF POSSESSION	27:37	32:23

INDIVIDUAL STATISTICS

RUSHING (Att-Yds): Miami, L. Miller 14-78, R. Tannehill 5-48, Dn. Thomas 4-18, J. Landry 1-4. Jacksonville, D. Robinson 18-108, B. Bortles 6-48, T. Gerhart 4-10, J. Todman 2-10.

PASSING (C-A-Y-TD-Int): Miami, R. Tannehill 216-29-196-1-1. Jacksonville, B. Bortles 18-34-221-1-2.

RECEIVING (Rec-Yds): Miami, J. Landry 3-23, L. Miller 3-21, M. Wallace 2-59, D. Sims 2-51, Dn. Thomas 2-12, B. Hartline 1-19, B. Gibson 1-7, R. Matthews 1-3, C. Clay 1-1. Jacksonville, A. Robinson 5-82, A. Hurns 3-49, C. Shorts 3-41, C. Harbor 2-27, J. Todman 2-0, D. Robinson 1-10, M. Lee 1-9, T. Gerhart 1-3.

SACKS (Sk-Yds): Miami, R. Jones 1-8, C. Wake 1-3, J. Freeny 1-4, T. Fede 1-5. Jacksonville, R. Davis 2-11, S. Marks 1-7.

INTERCEPTIONS (Int-Yds): Miami, L. Delmas 1-81, B. Grimes 1-22. Jacksonville, J. Thomas 1-0.

TACKLES (S-A-T): Miami, R. Jones 6-2-8, J. Jenkins 2-4-6, C. Finnegan 2-4-6, C. Wake 5-0-5, O. Vernon 2-2-4, J. Taylor 3-0-3, J. Freeny 2-1-3, B. Grimes 2-1-3, K. Sheppard 2-1-3, T. Fede 2-0-2, D. Jordan 2-0-2, D. Shelby 2-0-2, J. Odrick 1-1-2, M. Thomas 1-1-2, R. Starks 1-1-2, E. Mitchell 1-1-2, L. Delmas 0-2-2, P. Wheeler 1-0-1, C. McCain 1-0-1, J. Trusnik 0-1-1. Jacksonville, J. Cyprien 9-0-9, J. Thomas 3-3-6, T. Smith 2-3-5, J. Evans 4-0-4, C. Clemons 3-0-3, T. Alualu 2-1-3, W. Blackmon 2-1-3, G. Hayes 2-1-3, R. Davis 2-0-2, S. Marks 1-0-1, E. Hood 1-0-1, D. Watson 1-0-1, D. Gratz 1-0-1, A. Jones 0-1-1, R. Bryant 0-1-1, R. Miller 0-1-1.

Missed Field Goals: Miami, none. Jacksonville, 48B



WEEK 8 POSTGAME NOTES VS. JAGUARS

- Today's paid attendance was 65,633.
- With today's 27-13 win, Miami is now 4-2 in regular season action against the Jaguars.

• With the 27-13 victory over the Jaguars, the Dolphins improved their overall record against their two in-state rivals, Jacksonville and Tampa Bay, to 9-8. The Dolphins have improved their record against the Jaguars to 4-3 (including playoffs), while they remained deadlocked with the Buccaneers at 5-5.

DOLPHINS VS. STATE OF FLORIDA ALL-TIME

DATE	RESULT	OPP	MIA	OPP
Sun 10/24/76	W	Dolphins at Buccaneers	23	20
Mon 11/29/82	L	Dolphins at Buccaneers	17	23
Sun 10/20/85	W	DOLPHINS at Buccaneers	41	38
Sun 10/30/88	W	Dolphins at Buccaneers	17	14
Sun 12/1/91	W	DOLPHINS at Buccaneers	33	14
Sun 9/21/97	L	Dolphins at Buccaneers	21	31
Mon 10/12/98	L	Dolphins at Jaguars	21	28
Sat 1/15/00	L	Dolphins at Jaguars	7	62
Sun 10/12/03	W	DOLPHINS at Jaguars	13	16
Sun 10/16/05	L	Dolphins at Buccaneers	23	10
Sun 12/3/06	W	DOLPHINS at Jaguars	10	24
Sun 11/7/09	W	DOLPHINS at Buccaneers	25	23
Sun 12/13/09	W	Dolphins at Jaguars	14	10
Sun 12/16/12	W	DOLPHINS at Jaguars	24	3
Mon 11/11/13	W	Dolphins at Buccaneers	19	22
Sun 10/26/14	W	Dolphins at Jaguars	27	13

• With the victory over the Jaguars, the Dolphins have posted the franchise's 26th winning record in the month of October. Miami's record in the month of October has improved to 110-82-3. The 110 victories over the franchise's 49-year history are the second-most wins in a month, behind the 111 the team has recorded in the month of November.

• After today's game, Miami is now 67-49 against the teams currently in the AFC South in the regular season.

MIAMI VERSUS OTHER NFL DIVISIONS, REGULAR SEASON

Division	Wins	Losses	Ties	Win %
NFC West	32	12	0	0.714
NFC North	32	12	0	0.714
NFC South	23	15	0	0.605
AFC South	66	49	0	0.578
AFC North	38	29	0	0.567
AFC West	33	20	0	0.541
NFC East	33	20	0	0.541
AFC East	15	14	2	0.531
Total	418	320	4	0.566

• After today's 27-13 victory, Miami has now totaled 174 points on the season for an average of 24.9. The Dolphins' 24.9 average is the highest in the sixth-highest single season average in franchise history and most since the team averaged the same amount in 1995.

DOLPHINS HIGHEST SCORING SEASONS

Season	Pts	Pts/G
1984	16	51.3
1972	14	38.5
1986	16	43.0
1985	16	42.6
1975	16	42.6
2014	7	174
1995	16	39.8
1973	14	34.3
1994	16	38.3
1983	16	38.9

• With the 27-13 victory today over the Jaguars, the Dolphins have started the 2014 campaign scoring 24-or-more points in five of their first seven games for just the sixth time in franchise history (1975, 1984, 1985, 1986, 2002) and for the first time since the 2002 season. The previous five times when the Dolphins have achieved this feat, the team went on to post at least an 8-8 record and averaged 10 wins (53-25) over those seasons.

DATE	RESULT	OPP	W-L-T
2014: 9/7	Won 4, Lost 3	NEW ENGLAND	4-3, 1st 7
9/14	at Buffalo	at Buffalo	W 33-20
9/21	KANSAS CITY	L 15-34	
9/28	at Oakland	W 38-14	
10/12	GREEN BAY	L 24-27	
10/19	at Chicago	W 17-14	
10/26	at Jacksonville	W 27-13	

• For the second time in 2014, the Dolphins scored an offensive (touchdown pass from QB Ryan Tannehill to WR Rishard Matthews) and defensive touchdown (S Louis Delmas and CB Brent Grimes interception returns for touchdowns) in the same game. The feat was last accomplished in London against the Raiders in the Dolphins 38-14 victory on September 28, 2014.

• Miami outgained Jacksonville 270 yards to 158 yards in the second half.

• DE Olivier Vernon blocked a 48-yard field goal attempt on the Jaguars opening possession. The last time Miami blocked a field goal was when DT Jared Odrick blocked one vs. Carolina on Nov. 24, 2013.

• S Louis Delmas recorded an interception and returned it 81 yards for a touchdown in the second quarter. It was his first interception of the season and seventh of his career. The touchdown was the second of Delmas' six-year career, the first occurred on Dec. 20, 2009 as a member of the Detroit Lions when he picked off a Kurt Warner pass and returned it 101 yards for a score. The last time Miami recorded an interception and returned it for a touchdown was when CB Brent Grimes recorded one and returned in 94 yards vs. Cincinnati on Oct. 31, 2013.

LOUIS DELMAS CAREER INTERCEPTIONS

DATE	OPP	Int	Yds	TD
10/26/14	at Jac	1	81	1
12/29/13	at Min	1	42	0
9/29/13	at Chi	2	9	0
10/14/12	at Phi	1	0	0
12/20/09	at Ari	1	101	1
11/8/09	at Sea	1	29	0

• S Louis Delmas' 81-yard interception return for a touchdown was the eighth-longest interception return in franchise history.

TEN LONGEST INTERCEPTION RETURNS

Rank	Player	Date	Opp	Yds
103t	Louis Oliver	(10/4/92 at Buffalo)	Jim Kelly	
100t	Brock Marion	(1/6/02 vs. Buffalo)	Travis Brown	
96t	Dick Anderson	(11/24/68 at Boston)	Tom Sherman	
94t	Brent Grimes	(10/31/13 vs. Cincinnati)	Andy Dalton	
91t	Terrell Buckley	(10/13/96 at Buffalo)	Jim Kelly	
86t	Dick Anderson	(12/20/70 vs. Buffalo)	Dennis Shaw	
86t	William Judson	(6/01 Mike Kozlowski (26 lateral), (9/9/84 vs. New England)	Steve Grogan	
81t	Louis Delmas	(10/26/14 at Jacksonville)	Blake Bortone	
76t	Troy Vincent	(5/81 Gene Atkins (18 lateral), (12/12/94 vs. Kansas City)	Steve Bono	
74t	Terrell Buckley	(12/21/03 at Buffalo)	Drew Bledsoe	

• S Louis Delmas recorded an interception and a fumble recovery today. The last time a player recorded an interception and a fumble recovery in the same game was S Reshad Jones when he recorded an interception and two fumble recoveries vs. Buffalo on Dec. 23, 2012.

• LB Jonathan Freeny recorded the first sack of his career for a loss of four yards in the second quarter.

• LB Jelani Jenkins caused his second forced fumble of the season and his career in the second quarter, which was recovered by S Louis Delmas. It was Delmas' sixth fumble recovery of his career and second of the season. The Dolphins extended their lead over the Jaguars to 10-3 on the drive following the Delmas recovery on a 43-yard K Caleb Sturgis field goal. The scoring drive was the

second time this season that Miami has scored after Delmas has recovered a fumble. The first was a third quarter, 14-yard touchdown reception by WR Mike Wallace from QB Ryan Tannehill on Sept. 7, 2014 in a 33-20 Dolphins victory over the Patriots.

• DE Cameron Wake recorded a sack for a loss of three yards in the second quarter to improve his season total to 5.5 sacks. That sack moved him past Trace Armstrong for sixth-most sacks in franchise history. He currently has 56.

• CB Brent Grimes recorded an interception and returned it 22 yards for a touchdown in the third quarter. It was his second interception returned for a touchdown in his career, with the last one occurring Oct. 31, 2013 vs. Cincinnati.

• With S Louis Delmas' 81-yard interception return for a touchdown and CB Brent Grimes' 22-yard interception returned for a touchdown, this is the fifth time in team history that the Dolphins have returned two interceptions for touchdowns in a game. The last time was Dec. 6, 1998, at Oakland when LBs Zach Thomas (1 yard) and Robert Jones (14 yards) returned interceptions for touchdowns.

MOST INTERCEPTIONS RETURNED FOR A TD, SINGLE GAME, DOLPHINS HISTORY

Player	Yds	Date
2	12/27/73 vs. Pittsburgh	
2	6/12/82 at N.Y. Jets	
2	12/16/83 vs. N.Y. Jets	
2	12/6/98 at Oakland	
2	10/26/14 at Jacksonville	

• S Reshad Jones recorded his first sack of the season in the third quarter for a loss of eight yards. He has now recorded 6.5 sacks in his career, tied for the second-most sacks among a defensive back in franchise history.

MOST SACKS BY A DEFENSIVE BACK, DOLPHINS HISTORY

Player	Years	Sacks
1. Jeremiah Bell	2004-11	11.0
2t. Reshad Jones	2010-14	6.5
2. Patrick Surtain	1998-2004	6.5
4. Lifford Holey	1987-93	6.5
5. Jerry Wilson	1996-2000	6.5
6. Will Allen	2006-11	4.0

• WR Mike Wallace recorded a 50-yard reception in the third quarter. His 50-yard reception was the team's longest play from scrimmage this season.

• WR Rishard Matthews recorded a 3-yard touchdown reception in the third quarter, his first of the season. It was the third touchdown reception of his career.

• DE Terrence Fede recorded the first sack of his career in the fourth quarter for a loss of four yards.

• RB Lamar Miller recorded a 30-yard rushing attempt today, tied for the third-longest rush in his career.

MILLER LONG RUNS

Date	Opp	Lg
9/22/13	at Atl	49
10/31/13	Cin	41
10/26/14	at Jac	30
10/13/13	at Buf	28
12/23/12	at Buf	28
9/21/14	KC	24

• RB Lamar Miller is having his best season rushing and receiving, after his first seven games of 2014 he has 605 yards from scrimmage (449 rushing and 156 receiving), more than he did after his first seven games in 2013 (391 yards from scrimmage – 343 rushing and 48 receiving) and 2012 (158 yards from scrimmage – 145 rushing and 13 receiving).

• TE Dion Sims recorded a career-long 38-yard reception in the fourth quarter.

• QB Ryan Tannehill finished today by completing 16-of-29 passes for 196 yards, one touchdown and one interception, for a quarterback rating of 73.3. Over the past four games (Weeks 4-8) Tannehill has completed 84-of-123 passes (68.3 percent) for 995 yards, seven touchdowns and four interceptions. His 98.1 passer rating during the four-game stretch is the second-highest of any four-game stretch in his career.

TANNEHILL HIGHEST PASSER RATING OVER A FOUR-GAME STRETCH IN HIS CAREER

Date	Opp	Att	Cmp	Pct	Yds	TD	Int	Rate
11/24/13	at Car	42	28	66.1	310	1	1	86.4
12/8/13	at NYJ	33	20	60.6	200	0	1	74.7
12/15/13	at NE	37	25	67.6	312	3	0	120.6
Totals		155	101	65.2	1153	9	3	98.7

Date	Opp	Att	Cmp	Pct	Yds	TD	Int	Rate
9/28/14	at Oak	31	23	74.2	278	2	1	109.3
10/12/14	GB	31	20	64.5	244	2	2	83.3
10/19/14	at Chi	32	25	78.1	277	2	0	123.6
10/26/14	at Jac	29	16	55.2	196	1	1	78.3
Total		123	84	68.3	995	7	4	98.3

Date	Opp	Att	Cmp	Pct	Yds	TD	Int	Rate
9/15/13	at Ind	34	23	67.6	319	1	0	107.4
9/23/13	at Atl	35	24	68.6	314	0	0	94.5
10/14/13	Cin	42	29	69.0	326	0	0	84.3
11/11/13	at TB	42	29	64.3	229	2	2	94.2
Totals		139	94	67.6	992	5	2	94.2

• QB Ryan Tannehill's 48 rushing yards equaled his total from last week at Chicago and were tied for the fourth-most in his career.

TANNEHILL CAREER HIGH RUSHING YARDS, SINGLE GAME

Date	Opp	Att	Yds	Avg	Lg
12/8/13	at Pit	30	56	18.7	48
12/16/12	at NYJ	33	59	17.9	32
10/12/14	GB	30	49	16.3	40
10/26/14	at Jac	5	48	9.6	30
10/19/14	at Chi	6	48	8.0	30
9/30/13	at NO	4	48	12.0	26

• WR Jarvis Landry continued his fast start on kick returns today. His one return for 32 yards (32.0 avg.) put his season total at 16 returns for 490 yards (avg.). His 30.6 average is on pace to be ranked second all-time in franchise history.

HIGHEST SINGLE SEASON KICKOFF RETURN AVERAGE IN FRANCHISE HISTORY

Player	Season	Returns	Yards	Avg.
1. Duell Harris	1976	16	490	30.6
2. Jarvis Landry	2014	16	490	30.6
3. Gary Davis	1977	14	414	29.6
4. Mercury Morris	1970	28	812	29.0

• DE Dion Jordan made his season debut today and finished with two solo tackles.

• G Darryl Colledge extended his consecutive games played and starts streak, which now stand at 135 and 104 games, the longest and second-longest active NFL streaks respectively among guards.

• LS John Denney extended his consecutive games played streak to 150, most in franchise history.

• S Reshad Jones surpassed the 300 career total tackle mark today. He needed seven total tackles today and finished with eight (six solo).

• LB Koa Misi started the 50th game of his career.

• DE Olivier Vernon surpassed 100 career total tackles today. He needed one going into the day and finished with four tackles.



WEEK 9 VS. SAN DIEGO

GAME 8: MIAMI 37, SAN DIEGO 0

SUNDAY, NOV. 2 • 1 P.M. ET • SUN LIFE STADIUM • MIAMI GARDENS, FLA.



GAME SUMMARY

The Dolphins made it yet another painful trip to South Florida for the San Diego Chargers.

With their most impressive performance of the first half of the 2014 season, the Dolphins made it eight in a row at home against the Chargers with a 37-0 victory at Sun Life Stadium.

It was the Dolphins' first shutout victory since Dec. 10, 2006 when they beat the New England Patriots 21-0 in Miami. It also was the Dolphins' most lopsided shutout victory since 1987 when they beat the Kansas City Chiefs 42-0 in a strike replacement game.

The Dolphins arrived at the halfway mark with a 5-3 record, the first time since 2003 they have a winning record after eight games.

The Dolphins haven't lost at home against San Diego since Jan. 2, 1982 when they dropped a 41-38 overtime decision in one of the greatest playoff games in NFL history.

The Dolphins have had some dominating performances against the Chargers during their streak, but few like the one they put together Sunday.

The offense moved the ball at will, compiling 282 yards in the first half and scoring on seven of Miami's first eight possessions — the only exception coming when Caleb Sturgis missed a 45-yard field goal attempt.

Quarterback Ryan Tannehill was effective throwing the ball and running it. He threw three touchdown passes: to tight end Charles Clay in the first quarter, wide receiver Rishard Matthews in the second; and rookie wide receiver Jarvis Landry in the third after the Dolphins successfully challenged the on-field ruling that he had stepped out of bounds at the 1-yard line.

Tannehill finished with a career-high 125.6 passer rating after completing 24 of 34 passes for 288 yards with the three touchdowns and no interceptions.

Lamar Miller added a touchdown run in the second quarter.

The defense harassed quarterback Philip Rivers all afternoon and came up with three interceptions, one by safety Reshad Jones and two by cornerback Brent Grimes.

Grimes easily could have had a third interception on a badly overthrown pass, but Jones tipped the ball away when he reached back to try to get the pick himself.

For good measure, the defense added a fumble recovery when Olivier Vernon sacked Rivers from behind and Jared Odrick recovered the loose ball at the San Diego 14-yard line to set up Landry's touchdown, which made the score 37-0.

It would be the last play of the game for Rivers, who was pulled in favor of backup Kellen Clemens with two minutes left in the third quarter.

After Clemens was sacked by Cameron Wake on third down to end his first drive, Matt Moore came in at quarterback for the Dolphins and Tannehill got the rest of the game off after a job well done.

The turning point, if there is such a thing in a blowout like this, came on the very first drive after the Chargers moved from their 20-yard line to the Dolphins 22.

Instead of attempting a 40-yard field goal, the Chargers elected to go for the first down and Jones broke through the line to trip Oliver and help drop him for a 1-yard loss.

The Dolphins never looked back.

They marched 77 yards on their first drive as Tannehill completed all six of his pass attempts, the last a 6-yard touchdown to Clay. It was the second time in two years Clay scored against the Chargers — he had a spectacular 39-yard score in Miami's 20-16 victory last November.

After forcing a three-and-out, the Dolphins went 61 yards for a second touchdown that made it 14-0. The big play on the drive was a 22-yard run by Tannehill off the read option.

While the Chargers never took a snap beyond their 40-yard line the rest of the first half, the Dolphins added two field goals by Sturgis to take a 20-0 lead into halftime.

The Dolphins made sure to squash any Chargers hopes of a comeback early in the second half, taking the opening kickoff and marching 72 yards for a touchdown, a 21-yard pass from Tannehill to Matthews. It was the second touchdown in two games for Matthews, who also scored in the 27-13 victory against the Jacksonville Jaguars.

The Dolphins forced turnovers on San Diego's first three drives of the second half and tacked on 10 more points — on a third Sturgis field and Landry's touchdown — to make it 37-0.

SCORING

SCORE BY PERIODS	1	2	3	4	OT	Total
San Diego Chargers	0	0	0	0	0	0
Miami Dolphins	7	13	17	0	0	37

SCORING DRIVES

Team	Qtr	Time	Play Description (Extra Point) (Drive info)	SD	MIA
Dolphins	1	1:40	C.Clay 6 yd. pass from R.Tannehill (C.Sturgis kick) (10-77, 5:56)	0	7
Dolphins	2	11:08	L.Miller 2 yd. run (C.Sturgis kick) (8-61, 3:42)	0	14
Dolphins	2	8:53	C.Sturgis 26 yd. Field Goal (5-23, 1:58)	0	17
Dolphins	2	1:52	C.Sturgis 25 yd. Field Goal (11-63, 5:31)	0	20
Dolphins	3	11:02	R.Matthews 21 yd. pass from R.Tannehill (C.Sturgis kick) (8-72, 3:58)	0	27
Dolphins	3	7:04	C.Sturgis 23 yd. Field Goal (6-14, 2:01)	0	30
Dolphins	3	2:00	J.Landry 14 yd. pass from R.Tannehill (C.Sturgis kick) (1-14, 0:05)	0	37

TEAM STATISTICS

	CHARGERS	DOLPHINS
TOTAL FIRST DOWNS	10	28
THIRD DOWN EFFICIENCY	3-11-27%	8-14-57%
FOURTH DOWN EFFICIENCY	0-1-0%	0-1-0%
TOTAL NET YARDS	178	441
NET YARDS RUSHING	50	132
NET YARDS PASSING	128	309
PASS ATTEMPTS-COMPLETIONS-HAD INTERCEPTED	26-13-3	39-26-0
KICKOFFS Number-In End Zone-Touchbacks	1-1-0	8-8-4
PUNTS Number and Average	5-45.2	2-47.0
FGs - PATs Had Blocked	0-0	1-0
TOTAL RETURN YARDAGE (Not Including Kickoffs)	0	97
PENALTIES Number and Yards	7-57	3-25
FUMBLES Number and Lost	1-1	1-0
TOUCHDOWNS	0	4
EXTRA POINTS Made-Attempts	0-0	4-4
FIELD GOALS Made-Attempts	0-0	3-4
RED ZONE EFFICIENCY	0-0-0%	3-7-43%
GOAL TO GO EFFICIENCY	0-0-0%	1-4-25%
SAFETIES	0	0
TIME OF POSSESSION	23:53	36:07

INDIVIDUAL STATISTICS

RUSHING (Att-Yds): San Diego, D. Brown 4-23, B. Oliver 13-19, R. Brown 1-5, P. Rivers 1-3. Miami, L. Miller 11-49, R. Tannehill 4-47, D. Williams 11-28, Dn. Thomas 9-8

PASSING (C-A-Y-TD-I): San Diego, P. Rivers 12-23-138-0-3. Miami, R. Tannehill 24-34-288-3-0, M. Moore 2-4-21-0-0, M. Wallace 0-1-0-0-0.

RECEIVING (Rec-Yds): San Diego, M. Floyd 4-60, K. Allen 4-47, A. Gates 3-28, B. Oliver 1-7, D. Brown 1-6. Miami, C. Clay 5-65, B. Hartline 5-50, J. Landry 5-46, M. Wallace 3-50, D. Williams 2-23, Dn. Thomas 2-14, R. Matthews 1-21, B. Gibson 1-18, G. Hoskins 1-14, L. Miller 1-8.

SACKS (Sk-Yds): San Diego, none. Miami, E. Mitchell 1-8, C. Wake 1-9, R. Starks 1-3, O. Vernon 1-0.

INTERCEPTIONS (Int-Yds): San Diego, none. Miami, B. Grimes 2-26, R. Jones 1-16.

TACKLES (S-A-T): San Diego, D. Butler 6-2-8, C. Davis 6-1-7, C. Liuget 5-0-5, E. Weddle 5-0-5, A. Gachkar 4-0-4, M. Gilchrist 4-0-4, B. Flowers 4-0-4, C. Law 4-0-4, J. Johnson 3-0-3, S. Wright 2-1-3, K. Conner 2-1-3, R. Matthews 2-0-2, D. Stuckey 1-1-2, T. Williams 1-1-2, S. Williams 1-0-1, T. Palepoi 1-0-1, A. Phillips 0-1-1. Miami, R. Jones 5-0-5, C. Finnegan 4-1-5, K. Misi 3-2-5, B. Grimes 3-0-3, J. Jenkins 2-1-3, K. Sheppard 2-1-3, E. Mitchell 1-2-3, C. Wake 2-0-2, R. Starks 1-1-2, P. Wheeler 1-1-2, L. Delmas 1-1-2, T. Fede 1-1-2, W. Aikens 1-1-2, O. Vernon 1-0-1, M. Thomas 1-0-1, J. Wilson 1-0-1.

Missed Field Goals: San Diego, none. Miami, C. Sturgis 45WR



WEEK 9 POSTGAME NOTES VS. CHARGERS

- Today's paid attendance was 70,222.
- With today's 37-0 win, Miami is now 14-12 in regular season action against the Chargers.
- Miami improved their record to 5-3 this season, the first time the team had a winning record at midseason since the 2003 season.
- Miami is now 19-4 in the regular season against West Coast based teams at Sun Life Stadium. The Dolphins also are 1-0 against West Coast teams at Sun Life Stadium in the playoffs, having defeated San Diego, 31-0, on Jan. 10, 1993. Miami currently has a nine-game unbeaten streak against West Coast teams dating back to Oct. 5, 2008 when they defeated the Chargers, 17-10. The last home loss to a West Coast based team came during the 2007 season when the Oakland Raiders defeated the Dolphins 35-17. During the nine-game streak, the Dolphins have outscored their opponents 219-117.

• Following today's win, Miami is now 25-6 at home against the AFC West since moving into their stadium in Miami Gardens in 1987. The breakdown is now 7-0 against San Diego, including a victory in the 1992 playoffs; 8-3 against Kansas City, including playoff victories in the 1990 and 1994 seasons; 7-2 against Oakland; and 3-1 against Denver.

• After today's 37-0 victory, Miami has now totaled 211 points on the season for an average of 26.4. The Dolphins' 26.4 average is on pace to be the fifth-highest single season average in franchise history and most since the team averaged 26.8 in 1985.

DOLPHINS HIGHEST SCORING SEASONS

Season	G	Pts	Pts/G
1984	16	513	32.1
1972	14	385	27.5
1986	16	430	26.9
1985	16	428	26.8
2014	8	211	26.4

• With the 37-0 victory today, the Dolphins have started the 2014 campaign scoring 24-or-more points in six of their first eight games for just the third time in franchise history (1975 and 1984) and for the first time since the 1984 season. The previous two times when the Dolphins have achieved this feat, the team went on to post at least a 10-win season and averaged 12 wins (24-6) over those seasons.

• Miami's 37 points scored today increased the season total to 211. Miami's 211 points through their first eight games are the fifth-most through eight games in franchise history.

MOST POINTS THROUGH FIRST 8 GAMES OF SEASON, FRANCHISE HISTORY

Year	W	L	PF	PA
1984	9	0	267	117
1975	7	1	249	118
1987	4	4	223	171
1995	5	3	214	133
2014	5	3	211	151

• Miami's 37-0 victory was tied for the 10th-highest margin of victory in team history.

MOST DECISIVE WIN

52	52-0 vs. New England (11/12/72)
44	44-0 vs. Baltimore (11/11/73)
43	43-0 at N.Y. Jets (10/19/75)
42	45-3 vs. N.Y. Jets (11/24/86)
42	42-0 vs. Kansas City (10/11/87)
41	55-14 at St. Louis (11/24/77)
38	45-7 vs. Buffalo (12/20/70)
38	41-3 vs. New England (10/17/71)
38	52-14 vs. N.Y. Jets (9/3/95)
37	37-0 vs. San Diego (11/21/14)
37	37-0 vs. Baltimore (11/20/83)
37	44-7 vs. Indianapolis (9/23/84)

• Miami's 37-0 victory was the team's first shutout since Dec. 10, 2006 vs. New England. Miami won 21-0 that day.

• Miami's 37-0 shutout was the widest margin of victory for a shutout in the NFL since the Carolina Panthers defeated the New York Giants 38-0 on Sept. 22, 2013.

• San Diego's 37-0 defeat today was their first time being shutout since Oct. 31, 1999 at Kanas City.

• Miami's 37 points today are the second most scored in Head Coach Joe Philbin's tenure.

• **TE Charles Clay** was on the receiving end of a 6-yard touchdown pass from **QB Ryan Tannehill** on the team's opening possession of the game. The drive went 10 plays for 82 yards in 5:56. It was Miami's fourth opening possession score this season and first opening drive touchdown since Week 1 vs. New England. In Week 1 vs. New England, **RB Lamar Miller** recorded a 4-yard touchdown reception, **K Caleb Sturgis** converted a 41-yard field goal at Oakland (London) in Week 4 and Sturgis converted a 48-yard field goal vs. Green Bay in Week 6.

• Miami scored on their first four possessions of the game, a 6-yard touchdown reception by **TE Charles Clay**, a 2-yard touchdown run by **RB Lamar Miller**, a 26-yard field goal by **K Caleb Sturgis** and a 25-yard field goal by Sturgis. The last time Miami scored on their first four possessions was in Week 4 at Oakland (London) when Sturgis recorded a 37-yard field goal, **WR Mike Wallace** recorded a 13-yard touchdown reception, **RB Lamar Miller** recorded a 9-yard touchdown run and **TE Dion Sims** recorded an 18-yard touchdown reception.

• Miami scored 20 points in the opening half. The last time Miami scored 20-or-more points in a half was Week 4 at Oakland (London) when the team scored 24 points in the first half.

• Miami outgained San Diego 441 net yards to 178. Miami's 441 yards are a season high (132 rushing and 309 passing). The last time Miami totaled more than 400 yards of offense was in Week 4 at Oakland (London) on Sept. 28 when the team notched 435 yards (157 rushing and 278 passing). Miami's 441 total yards are the most the team has recorded since Dec. 1, 2013 at New York Jets (125 rushing yards and 328 passing yards).

• Miami outgained San Diego 282 yards to 118 in the first half. Miami's 282 first half yards are the second most yards gained by the Dolphins offense in the first half of a game during the 2014 season. The 282 yards is 2 yards shy of the 284 gained in the opening half against the Oakland Raiders in London on September 28, 2014.

SINCE 1991 TEAM SINGLE GAME SCRIMMAGE YARDS LEADERS, FIRST HALF

Date	Opp	Rush Yds	Rush TD	Rec Yds	Rec TD	Scrim Yds
12/9/02	Chi	139	1	162	1	301
10/23/00	NYJ	138	1	161	1	299
11/8/92	Ind	110	1	186	2	296
9/28/14	Oak	80	1	204	2	284
11/2/14	SD	74	1	208	1	282
12/25/94	Det	56	3	222	0	278
11/8/98	Ind	86	0	192	2	278

• Miami opened the game with consecutive touchdown drives (10 plays for 77 yards, **QB Ryan Tannehill** 6-yard touchdown pass to **TE Charles Clay**; eight plays for 61 yards, **RB Lamar Miller** 2-yard touchdown run) marking the first time they've scored touchdowns on their first two possessions of a game since they did it at Indianapolis, 9/15/13 (six plays, 58 yards, **QB Ryan Tannehill** pass to **WR Mike Wallace** for an 18-yard touchdown; three plays for 80 yards, **RB Lamar Miller** 10-yard rushing touchdown).

• **QB Ryan Tannehill** completed 24-of-34 passes for 288 yards and three touchdowns, good for a 125.6 passer rating. His 125.6 passer rating establishes a new career high.

TANNEHILL CAREER HIGH PASSER RATING, SINGLE GAME

Date	Opp	Att	Cmp	Pct	Yds	TD	Int	Rate
11/2/14	SD	34	24	70.6	288	3	0	125.6
10/19/14	at Chi	32	25	78.1	277	2	0	123.6
12/16/12	Jac	28	22	78.6	220	2	0	123.2
12/15/13	NE	37	25	67.6	312	3	0	120.6
10/14/12	StL	29	21	72.4	185	2	0	112.0

• **QB Ryan Tannehill's** three touchdown passes ties his career high, which was accomplished three previous times: vs. Buffalo (10/20/13), at Pittsburgh (12/8/13) and vs. New England (12/15/13).

TANNEHILL MOST TOUCHDOWN PASSES IN A GAME

Date	Opp	Att	Cmp	Pct	Yds	TD	Int	Rate
11/2/14	SD	34	24	70.6	288	3	0	125.6
10/20/13	Buf	37	19	51.4	194	3	2	71.2
12/8/13	@Pit	33	20	60.6	200	3	1	95.5
12/15/13	NE	37	25	67.6	312	3	0	120.6

• **QB Ryan Tannehill** completed 6-of-6 passes for 63 yards and a touchdown in the team's opening drive for a touchdown. Further, those were his numbers at the conclusion of the first quarter, his third first quarter of the season completing 100 percent of his passes (10/19/14 at Chi., 6-of-6 for 84 yards and a touchdown; 9/7/14 vs. NE, 5-of-5 for 40 yards and a touchdown).

• **QB Ryan Tannehill's** 208 passing yards in the first half were his third-most in the first half of a game in his career.

TANNEHILL FIRST HALF MOST PASSING YARDS

Date	Opp	Att	Cmp	Pct	Yds	TD	Int	Rate
9/30/12	at Ari	21	15	71.4	219	0	0	105.1
9/15/13	at Ind	21	13	61.9	209	1	0	111.0
11/22/14	SD	25	18	72.0	208	1	0	110.1
9/28/14	at Oak	19	17	89.5	204	2	0	146.5
11/24/13	Car	19	12	63.2	203	1	1	94.8

• **QB Ryan Tannehill** made his 40th career start today. He is the fifth Dolphins quarterback in franchise history to make at least 40 starts, joining **Dan Marino** (240 starts), **Bob Griese** (151 starts), **Jay Fiedler** (59 starts) and **David Woodley** (40 starts).

• **DT Randy Starks** recorded a sack of Chargers **QB Philip Rivers** for a loss of three yards on the game's opening play from scrimmage.

• **RB Lamar Miller** rushed two yards for a touchdown in the second quarter. The score was his fifth rushing touchdown of the season, improving his career high for a season. The touchdown drive went eight plays for 61 yards in 3:42.

• **S Reshad Jones** recorded his second interception of the season in the second quarter and returned it 16 yards. It was the ninth interception of his career.

• **S Reshad Jones** led the team in tackles today with five solo tackles. Since returning to the lineup in Week 5, Jones has now led the team in tackles in all four games and has recorded 29 tackles (27 solo).

• **WR Jarvis Landry's** 21-yard punt return in the second quarter established a new career long. His previous long was 16 yards vs. New England in Week 1.

• **WR Mike Wallace** threw the first pass of his NFL career. It was the first pass attempt by a player other than a quarterback since **P Brandon Fields** threw an incomplete pass against Jacksonville on Dec. 16, 2012. It was also the first pass attempt by a wide receiver since **Brandon Marshall** threw an incomplete pass vs. Tennessee on Nov. 14, 2010.

• **WR Rishard Matthews** recorded a 21-yard touchdown reception on the opening possession of the second half. The drive went eight plays for 67 yards in 3:58. It was Miami's sixth scoring drive on the opening possession of the second half (Week 1 vs. New England – **K Caleb Sturgis** 24-yard field goal, Week 2 at Buffalo – **Sturgis** 34-yard field goal, Week 3 vs. Kansas City – **WR Brian Hartline** 1-yard touchdown reception, Week 6 vs. Green Bay – **WR Jarvis Landry** 11-yard touchdown reception and Week 7 at Chicago – **RB Lamar Miller** 2-yard touchdown run). Heading into today's game, Miami was tied with the Washington Redskins for most points scored on the opening possession of the second half of a game.

• With his 21-yard touchdown reception on the opening possession of the second half vs. San Diego, **WR Rishard Matthews** has recorded touchdown receptions in consecutive games (3-yard touchdown reception, 10/26/14 at Jax.) for the first time in his career.

• **CB Brent Grimes** recorded his third interception of the season in the third quarter and returned it 26 yards. On the ensuing possession, **K Caleb Sturgis** converted a 23-yard field goal.

• **CB Brent Grimes** recorded his second interception of the game in the third quarter. It was his second career game with two interceptions and first since Dec. 20, 2009 at the New York Jets as a member of the Atlanta Falcons.

• **DT Earl Mitchell's** third quarter sack of Chargers **QB Philip Rivers** for a loss of eight yards was his first as a member of the Miami Dolphins. It was his 4.5 sack of his career.

• **DE Olivier Vernon** recorded a sack and forced a fumble in the third quarter. It was recovered by **DT Jared Odrick**. It was Vernon's third career forced fumble and second this season, with the other occurring vs. Green Bay. It was Odrick's first fumble recovery of his career.

• **WR Jarvis Landry** recorded a 14-yard touchdown reception in the third quarter. It was the second of his career.

• Today marked the seventh time both **DEs Olivier Vernon** and **Cameron Wake** recorded a sack in the same game. The team is now 6-1 in games in which they both record a sack. It was the third time this season the two recorded sacks in the same game (Week 1 vs. New England – Vernon 1-7, Wake 2-7 and Week 5 vs. Green Bay – Vernon 1.5-9.5, Wake 1.5-6.5).

• With **DE Cameron Wake's** third quarter sack of San Diego Chargers **QB Philip Rivers**, he has registered a sack in each of the past four games. That is the second longest streak of games with at least one sack in his career, his record is five straight games in 2012 (4.5 at Ariz., 9/30/12; 1 at Cin., 10/7/12; 1 vs. StL, 10/14/12; 1 at NYJ, 10/28/12; 1 at Ind., 11/4/12).

WAKE LAST FOUR GAMES

Date	Opp	Sacks	Yards
10/12/2014	GB	1.5	6.5
10/19/2014	@Chi	1	8
10/26/2014	@Jax	1	3
11/2/2014	SD	1	9

• **LS John Denney** extended his consecutive games played streak to 152, most in franchise history.

• **WR Brian Hartline** surpassed **TE Randy McMichael** for eighth-most receptions in franchise history. He needed four heading into the day to tie and finished with five catches for 50 yards. He currently has 283 in his career.

• **WR Brian Hartline** surpassed the 4,000 career receiving yards mark today. He needed 16 yards heading into the game and finished with five catches for 50 yards.

• **G Daryn Colledge's** consecutive games played and starts streak ended today at 135 and 104, respectively. I was the most among active guards in both categories.

• **WR Jarvis Landry** continued his fast start on kick returns today. His one return for 31 yards put his season total to 17 for 531 yards (31.2 avg.). His 31.2 average is on pace to be ranked second all-time in franchise history.

HIGHEST SINGLE SEASON KICKOFF RETURN AVERAGE IN FRANCHISE HISTORY

*minimum 14 returns

Player	Season	Returns	Yards	Avg.
1. Duane Harris	1976	17	559	32.9
2. Jarvis Landry	2014	17	531	31.2
3. Gary Davis	1977	14	414	29.6
4. Mercury Morris	1970	28	812	29.0

• San Diego **QB Philip Rivers** posted the third lowest passer rating of his career today at Miami with a 31.0 rating.

PHILIP RIVERS LOWEST PASSER RATING, SINGLE GAME

Date	Opp	Att	Cmp	Yds	TD	Int	Rate
12/17/06	KC	23	8	97	0	2	12.4
11/11/07	Ind	24	13	104	0	2	30.6
11/2/14	at Mia	23	12	138	0	3	31.0
11/26/06	Oak	31	14	133	0	1	44.2
11/16/08	@Pit	26	15	164	0	2	44.4



WEEK 10 VS. DETROIT

GAME 9: DETROIT 20, MIAMI 16

SUNDAY, NOV. 9 • 1 P.M. ET • FORD FIELD • DETROIT, MICH.



GAME SUMMARY

After overcoming a tough start and the loss of one of their top players, the Dolphins came within seconds of extending their winning streak to four games before suffering a second painful loss against an NFC North opponent.

The Dolphins lost a 20-16 decision against the Detroit Lions at Ford Field after Theo Riddick caught an 11-yard touchdown pass from Matthew Stafford with 29 seconds left in the fourth quarter.

The touchdown came on a third-and-4 and capped a 74-yard drive that earlier featured a third-and-10 conversion in Miami territory.

The loss left the Dolphins with a 5-4 record heading into their Thursday night game against the Buffalo Bills at Sun Life Stadium.

The Dolphins came into game after victories against the Chicago Bears, Jacksonville Jaguars and San Diego Chargers that followed a 27-24 loss against the Green Bay Packers.

As was the case against Green Bay, the Dolphins missed a chance to clinch the game against Detroit on offense. After Caleb Sturgis' 20-yard field goal gave Miami a 16-13 lead with 4:19 left, the defense forced a three-and-out and the Dolphins took over with 3:47 left.

But the Dolphins were unable to get a first down and had to give Detroit the ball back.

The loss overshadowed a gutsy performance by the defense, which had to face a Detroit team welcoming the return of star wide receiver Calvin Johnson.

Cornerback Brent Grimes had the assignment of trying to contain Johnson and overall turned in a strong performance, the highlight being a spectacular interception in the second quarter.

The Dolphins also put themselves in position to win the game with a huge play on special teams, as Earl Mitchell blocked a 42-yard field goal attempt and Dion Jordan ran 58 yards with the loose ball to give the Dolphins a first-and-goal at the 3-yard line.

That set up Miami's only touchdown, a 3-yard pass from Ryan Tannehill to Mike Wallace. The touchdown gave the Dolphins a 13-10 lead.

In a battle of two of the top defenses in the NFL, both teams showed how they achieved those rankings.

In addition to the Grimes interception, the Dolphins recorded three sacks, two by Cameron Wake and one by Jelani Jenkins.

The Dolphins trailed 10-3 at halftime, but could consider themselves fortunate their deficit wasn't bigger.

And perhaps the biggest Tannehill play made all game came after he threw an interception in the second quarter. He hustled back on the return and prevented safety James Ihedigbo from taking it all the way back for a touchdown that would have given the Lions a 17-0 lead.

On the very next play, Grimes made a spectacular interception when he got way off the ground and made a one-handed grab at the top of his jump.

The Dolphins then put together a 14-yard play drive at the end of the first half and the Sturgis field goal cut their deficit to seven points.

After taking the opening kickoff, Detroit took an early 3-0 lead after a 15-play drive that was kept alive by a pass from punter Sam Martin to fullback Jed Collins on fourth-and-6 from the Detroit 45-yard line.

The Lions' second drive lasted one play, a 49-yard touchdown pass from Stafford to Johnson despite close coverage by Grimes.

On the other side of the ball, the Dolphins had problems at the start of the game controlling the Lions defensive line and four of their first six offensive plays resulted in losses, two on running plays and two on sacks.

Making the offense's job more difficult, tackle Branden Albert was carted off the field with an apparent leg injury on the play after Grimes' interception.

The Dolphins juggled their offensive line in his absence, moving rookie Ja'Wuan James from right to left tackle, Dallas Thomas from left guard to right tackle, and inserting Shelley Smith into the lineup at left guard.

The new-look offensive line did a good enough job against a very good Detroit pass rush that the Dolphins were in position to pull out their fourth consecutive road victory, but they just came up a play short in the end.

SCORING

SCORE BY PERIODS	1	2	3	4	OT	Total
Miami Dolphins	0	3	10	3	0	16
Detroit Lions	10	0	0	10	0	20

SCORING DRIVES

Team	Qtr	Time	Play Description (Extra Point) (Drive info)	MIA	DET
Lions	1	6:19	M.Prater 26 yd. Field Goal (15-72, 8:41)	0	3
Lions	1	3:58	C.Johnson 49 yd. pass from M.Stafford (M.Prater kick) (1-49, 0:08)	0	10
Dolphins	2	0:13	C.Sturgis 23 yd. Field Goal (14-75, 5:09)	3	10
Dolphins	3	8:24	C.Sturgis 50 yd. Field Goal (7-25, 2:52)	6	10
Dolphins	3	1:17	M.Wallace 3 yd. pass from R.Tannehill (C.Sturgis kick) (1-3, 0:05)	13	10
Lions	4	12:02	M.Prater 50 yd. Field Goal (8-50, 4:15)	13	13
Dolphins	4	4:19	C.Sturgis 20 yd. Field Goal (13-70, 7:43)	16	13
Lions	4	0:29	T.Riddick 11 yd. pass from M.Stafford (M.Prater kick) (11-74, 2:44)	16	20

TEAM STATISTICS

	DOLPHINS	LIONS
TOTAL FIRST DOWNS	20	19
THIRD DOWN EFFICIENCY	5-14-36%	3-12-25%
FOURTH DOWN EFFICIENCY	0-0-0%	2-3-67%
TOTAL NET YARDS	228	351
NET YARDS RUSHING	50	63
NET YARDS PASSING	178	288
PASS ATTEMPTS-COMPLETIONS-HAD INTERCEPTED	38-27-1	42-27-1
KICKOFFS Number-In End Zone-Touchbacks	5-5-1	5-5-3
PUNTS Number and Average	4-47.0	3-45.7
FGs - PATs Had Blocked	0-0	1-0
TOTAL RETURN YARDAGE (Not Including Kickoffs)	0	97
PENALTIES Number and Yards	5-44	10-98
FUMBLES Number and Lost	3-1	0-0
TOUCHDOWNS	1	2
EXTRA POINTS Made-Attempts	1-1	2-2
FIELD GOALS Made-Attempts	3-3	2-3
RED ZONE EFFICIENCY	1-4-25%	1-3-33%
GOAL TO GO EFFICIENCY	1-2-50%	0-0-0%
SAFETIES	0	0
TIME OF POSSESSION	28:26	31:34

INDIVIDUAL STATISTICS

RUSHING (Att-Yds): Miami, D. Williams 7-34, Dn. Thomas 5-14, L. Miller 4-10, R. Tannehill 2-0, J. Landry 1-(-8). Detroit, J. Bell 10-44, R. Bush 4-20, T. Riddick 3-0, M. Stafford 2-(-1).

PASSING (C-A-Y-TD-Int): Miami, R. Tannehill 27-38-207-1-1. Detroit, M. Stafford 25-40-280-2-1, S> Martin 2-2-27-0-0.

RECEIVING (Rec-Yds): Miami, J. Landry 7-53, C. Clay 7-45, M. Wallace 5-51, D. Williams 3-27, B. Gibson 2-20, R. Matthews 1-14, B. Hartline 1-1, L. Miller 1-(-4). Detroit, G. Tate 11-109, C. Johnson 7-113, J. Bell 2-37, J. Collins 2-30, T. Riddick 2-5, J. Ross 1-5, R. Bush 1-5, I. Abdul-Qudus 1-3.

SACKS (Sk-Yds): Miami, C. Wake 2-9, J. Jenkins 1-10. Detroit, E. Ansah 1-11, N. Suh 1-10, D. Tapp 0.5-4, A. Palmer 0.5-4.

INTERCEPTIONS (Int-Yds): Miami, B. Grimes 1-0. Detroit, J. Ihedigbo 1-70.

TACKLES (S-A-T): Miami, J. Jenkins 7-0-7, L. Delmas 6-0-6, K. Misi 4-2-6, R. Jones 4-0-4, J. Taylor 4-0-4, R. Starks 2-1-3, O. Vernon 1-2-3, E. Mitchell 1-2-3, C. Wake 2-0-2, D. Jordan 2-0-2, B. Grimes 1-1-2, C. Finnegan 1-1-2, W. Aikens 1-0-1, P. Wheeler 1-0-1, J. Landry 1-0-1, D. Shelby 1-0-1, J. Odrick 1-0-1, J. Trusnik 0-1-1. Detroit, D. Levy 9-2-11, E. Ansah 6-0-6, J. Ihedigbo 4-2-6, D. Slay 3-3-6, N. Suh 3-1-4, R. Mathis 2-1-3, T. Whitehead 2-1-3, C. Vaughn 2-0-2, D. Tapp 1-1-2, D. Taylor 1-1-2, C. Mosley 1-1-2, K. Van Noy 1-0-1, D. Carey 1-0-1, G. Johnson 1-0-1, G. Quin 1-0-1, A. Palmer 0-1-1, J. Jones 0-1-1, J. Bynes 0-1-1.

Missed Field Goals: Miami, none. Detroit, 4/2B



WEEK 10 POSTGAME NOTES VS. LIONS

- Today's paid attendance was 63,179.
- With today's 20-16 defeat, Miami is now 7-4 in regular season action against the Lions.
- Following today's game, Miami's interconference record is 102-62 since the 1970 NFL-AFL Merger. Miami's .622 winning percentage is best in the NFL during that time as of the conclusion of today's 1 p.m. games

BEST INTERCONFERENCE RECORDS SINCE 1970 NFL-AFL MERGER

Team	Wins	Losses	Ties	Win%
Miami	102	62	0	.622
Pittsburgh	99	62	1	.615
Denver	95	72	2	.569
Dallas	92	70	0	.568
Oakland	92	73	1	.558

- After today's game, Miami is now 31-16 against the teams currently in the NFC North in the regular season.

MIAMI VERSUS OTHER NFL DIVISIONS, REGULAR SEASON

Division	Wins	Losses	Ties	Win %
NFC West	32	13	0	0.711
NFC North	31	16	0	.660
NFC South	23	15	0	0.605
AFC South	66	49	0	0.578
AFC North	38	29	0	0.567
AFC West	54	45	2	0.545
NFC East	23	20	0	0.535
AFC East	152	134	2	0.531
Total	420	321	4	.567

- After today's 20-16 defeat, Miami has now totaled 227 points on the season for an average of 25.2. The Dolphins' 25.2 average is on pace to be the sixth-highest single season average in franchise history and most since the team averaged 26.8 in 1985.

DOLPHINS HIGHEST SCORING SEASONS

Season	G	Pts	Pts/G
1984	16	513	32.1
1972	14	385	27.5
1986	16	430	26.9
1985	16	428	26.8
1975	14	357	25.5
2014	9	227	25.2
1995	16	398	24.9
1973	14	343	24.5
1994	16	389	24.3
1983	16	389	24.3

- Miami's 16 points scored today increased the season total to 227. Miami's 227 points through their first nine games are the eighth-most through nine games in franchise history.

MOST POINTS THROUGH FIRST 9 GAMES OF SEASON, FRANCHISE HISTORY

Year	W	L	T	PF	PA
1984	9	0	0	305	124
1975	7	2	0	268	138
1972	9	0	0	250	103
1973	8	1	0	245	94
1987	4	5	0	244	211
1995	6	3	0	238	147
1992	7	2	0	230	151
2014	5	4	0	227	171
1986	4	5	0	226	240
1994	7	2	0	225	170

- Miami forced one turnover today, improving their total to 11 over the last four games. The last time Miami recorded 11 turnovers over a four-game stretch was in 2003.

TURNOVERS RECORDED LAST FOR GAMES

Date	Opp	INT	FUM	TO
10/19/14	at Chi	1	2	3
10/26/14	Jac	2	1	3
11/2/14	SD	3	1	4
11/9/14	at Det	1	0	0
Totals		7	4	11

Last time Miami forced 11 turnovers in 4 games, 2003

Date	Opp	INT	FUM	TO
11/16/03	vs. Bal.	2	1	3
11/23/03	vs. Was.	1	1	2
11/27/03	at Dal.	3	2	5
12/7/03	at NE	0	1	1
Totals		6	5	11

- With **DE Cameron Wake's** 2.0 sacks today, he surpassed **Jeff Cross** for fifth-most sacks in franchise history.

MIAMI DOLPHINS ALL-TIME CAREER SACK LEADERS

Player	Years	Total Sacks
Jason Taylor	1997-07, 2009, 2011	131.0
Bill Stanfill	1969-76	67.5
Doug Betters	1978-87	65.5
Vern Den Herder	1971-81	64.0
Cameron Wake	2009-14	60.0
Jeff Cross	1988-95	59.5

- **DE Cameron Wake** recorded 2.0 sacks today, improving his career total to 60. His 60 career sacks moved him past **Bill Stanfill** for most sacks by a player through their first six seasons with the team.

- **DE Cameron Wake** recorded a sack in the first quarter and again in the fourth,

increasing his season total to 8.5. He has now registered a sack in each of the past five games, matching his longest streak of games with at least one sack in his career. The last time he recorded a sack in five straight games was in 2012 (4.5 at Ariz., 9/30/12; 1 at Cin., 10/7/12; 1 vs. StL, 10/14/12; 1 at NYJ, 10/28/12; 1 at Ind., 11/4/12).

WAKE LAST 5 GAMES

Date	Opp	Sacks	Yards
10/12/14	GB	1.5	6.5
10/19/14	at Chi	1.0	8
10/26/14	at Jax	1.0	3
11/2/14	SD	1.0	9
11/9/14	at Det	2.0	9

- **CB Brent Grimes** recorded an interception in the second quarter. He has now totaled five on the season, setting a new high mark in a season as a member of the Dolphins after tallying four last season.

- **CB Brent Grimes** has now recorded an interception in three straight games, matching the longest consecutive streak with in an interception in his career dating back to 2009 as a member of the Atlanta Falcons (12/20 at NYJ – 2, 12/27/09 vs. Buf – 1 and 1/3/10 at TB – 1).

GRIMES LAST THREE GAMES

Date	Opp	Int	Yds	TD
10/26/14	at Jax	1	22	1
11/2/14	SD	2	26	0
11/9/14	at Det	1	0	0

- The Dolphins 14-play, 75-yard drive that cumulated with **K Caleb Sturgis'** 23-yard field goal in the second quarter was the longest Miami offensive drive of 2014. The previous longest drive of 2014 was 13 plays, which occurred twice, the first on Sept. 14 at Buffalo and then again on Oct. 19 at Chicago.

- **QB Ryan Tannehill** completed 15-of-20 passes for 106 yards in the first half. His 75.0 completion percentage was his fifth-highest completion percentage in the first half of a game in his career.

TANNEHILL FIRST HALF COMPLETION PERCENTAGE HIGHS

Date	Opp	Att	Cmp	Pct	Yds	TD
10/19/14	at Chi	15	14	93.3	176	2
9/28/14	at Oak	19	17	89.5	204	2
11/11/13	at TB	19	15	78.9	121	1
9/22/13	Atl	9	7	77.8	79	0
11/9/14	at Det	20	15	75.0	106	0

- **QB Ryan Tannehill** finished the game by completing 27-of-38 passes for 201 yards, one touchdowns and one interception. His 71.1 completion percentage was the sixth-highest in a game in his career.

TANNEHILL HIGHEST COMPLETION PERCENTAGE, SINGLE GAMES

Date	Opp	Att	Cmp	Pct	Yds	TD
12/16/12	Jac	28	22	78.6	220	2
10/19/14	at Chi	32	25	78.1	277	2
9/28/14	at Oak	31	23	74.2	278	2
10/14/12	StL	29	21	72.4	185	2
10/31/13	Cin	28	20	71.4	208	0
11/9/14	at Det	38	27	71.1	201	1

- **LB Jelani Jenkins** recorded a sack in the third quarter for a loss of 10 yards. He now has 2.5 on the season.

- **K Caleb Sturgis** recorded a 50-yard field goal in the third quarter. The 50-yard field goal was tied for the fourth-longest in his career.

STURGIS CAREER LONG FIELD GOALS

Date	Opp	Lg
9/15/13	at Ind	54
10/27/13	at NE	52
9/21/14	KC	51
9/22/13	Atl	50
11/9/14	at Det	50

- **DT Earl Mitchell** blocked a 42-yard field goal attempt in the third quarter, which was recovered by **DE Dion Jordan** and returned 58 yards. It was the second blocked field goal of the season, with the last occurring when **DE Olivier Vernon** blocked a 48-yard attempt at Jacksonville on Oct. 26. Further, the team has now blocked four kicks this season – two punts and two kicks.

- Following the blocked field goal, **WR Mike Wallace** recorded a 3-yard touchdown reception.

- **WR Mike Wallace's** 3-yard touchdown reception improved his career total to 43, most among AFC wide receivers since he entered the NFL in 2009.

- **RB Damien Williams** recorded a career-long 19-yard rush in the fourth quarter. His previous long was 12 yards.

- **WR Jarvis Landry** recorded a career-high seven receptions for 53 yards today. His previous high was six receptions for 75 yards recorded vs. Green Bay on Oct. 12.

- **TE Charles Clay** matched a career high with seven catches for 45 yards. This is the fourth time he has recorded seven receptions in a game, with the last time occurring in Week 2 at Buffalo on Sept. 14.

- **LS John Denney** extended his consecutive games played streak to 153, most in franchise history.



WEEK 11 VS. BUFFALO

GAME 10: MIAMI 22, BUFFALO 9

THURSDAY, NOV. 13 • 8:25 P.M. ET • SUN LIFE STADIUM • MIAMI GARDENS, FLA.



GAME SUMMARY

The Dolphins cashed in on their second-half scoring opportunities Thursday night and in the process found a way to solve the Buffalo Bills.

Ryan Tannehill threw a pair of touchdown passes in the second half as the Dolphins rallied from a 9-3 third-quarter deficit to beat the Bills 22-9 before a sellout crowd at Sun Life Stadium.

The victory snapped a three-game losing streak against Buffalo, but more importantly moved the Dolphins to 6-4 on the season and kept them in the thick of the AFC playoff picture.

Tannehill connected on TD passes of 7 yards to Brandon Gibson in the third quarter and 8 yards to rookie Jarvis Landry early in the fourth.

The Miami defense did some bending on the night, but kept the Bills out of the end zone with big plays at key times. The defense also set up Caleb Sturgis' late field goal after stopping Buffalo on downs.

Cornerback Brent Grimes saw his streak of consecutive games with an interception end at three, but he played a big role nonetheless in the victory. Matched up against wide receiver Sammy Watkins for most of the game, Grimes helped make the standout rookie a non-factor.

Second-year player Jamar Taylor made his first career start opposite Grimes with veteran Cortland Finnegan missing the game with an ankle injury and also turned in a strong performance, the highlight being a tackle for loss on a third-down running play.

Trailing 9-3 in the third quarter, the Dolphins took the lead when Gibson's touchdown capped an 80-yard drive.

Tannehill rolled to his right on a second-and-1 and eventually spotted Gibson wide open in the middle of the end zone.

The Dolphins increased the lead to 12-9 with a safety on the ensuing possession. One play after Jared Odrick dropped running back Bryce Brown for a 4-yard loss on a screen pass, quarterback Kyle Orton was called for intentional grounding when he was pressured by Olivier Vernon.

Landry fumbled on the return of the ensuing free kick and Buffalo recovered at the Dolphins 39-yard line. The Dolphins defense held and former Miami kicker Dan Carpenter, who earlier had kicked three field goals, missed wide left on a 47-yard attempt on the second play of the fourth quarter.

The Dolphins then drove 63 yards for the touchdown that increased their lead to 19-9, the biggest play being a 24-yard pass-interference penalty on cornerback Stephon Gilmore against wide receiver Mike Wallace.

The teams traded long drives throughout the first half, but managed to combine for only three field goals.

The Dolphins began the game with a promising 14-play drive that consumed 8:20 of the first quarter and reached the Buffalo 9-yard line. But on second-and-4 guard Shelley Smith was flagged for holding and the drive stalled, bringing on Sturgis for a 38-yard field goal.

The big play in the drive was a 32-yard completion to running back Damien Williams on third-and-24.

The Dolphins' second possession was highlighted by a 34-yard run by Lamar Miller and reached the Buffalo 14-yard line. But on first down Tannehill was hit from behind after he scrambled out of the pocket and he fumbled, with safety Duke Williams recovering for Buffalo.

Because of all the time-consuming drives, the Dolphins had only three possessions in the first half. The third one reached the Buffalo 41, but the Dolphins couldn't convert on third down and they punted on the next-to-last play before halftime.

Like the Dolphins, Buffalo reached the red zone twice in the first half. The Bills were forced to settle for two field goals, even after having a first-and-goal from the 6-yard line.

Buffalo increased its lead to 9-3 on its second drive of the second half, but the Dolphins took command of the game after that.

SCORING

SCORE BY PERIODS	1	2	3	4	OT	Total
Buffalo Bills	3	3	3	0	0	9
Miami Dolphins	3	0	9	10	0	22

SCORING DRIVES

Team	Qtr	Time	Play Description (Extra Point) (Drive info)	BUF	MIA
Dolphins	1	6:40	C.Sturgis 38 yd. Field Goal (14-68, 8:20)	0	3
Bills	1	0:13	D.Carpenter 33 yd. Field Goal (14-67, 6:27)	3	3
Bills	2	3:26	D.Carpenter 21 yd. Field Goal (17-85, 9:24)	6	3
Bills	3	6:26	D.Carpenter 46 yd. Field Goal (8-49, 3:27)	9	3
Dolphins	3	2:18	B.Gibson 7 yd. pass from R.Tannehill (C.Sturgis kick) (9-80, 4:08)	9	10
Dolphins	3	1:03	Penalty on K.Orton enforced in end zone for a Safety	9	12
Dolphins	4	11:35	J.Landry 8 yd. pass from R.Tannehill (C.Sturgis kick) (6-63, 3:18)	9	19
Dolphins	4	3:01	C.Sturgis 32 yd. Field Goal (4--2, 0:18)	9	22

TEAM STATISTICS

	BILLS	DOLPHINS
TOTAL FIRST DOWNS	13	24
THIRD DOWN EFFICIENCY	6-15-40%	4-9-44%
FOURTH DOWN EFFICIENCY	0-2-0%	0-0-0%
TOTAL NET YARDS	237	330
NET YARDS RUSHING	54	125
NET YARDS PASSING	183	205
PASS ATTEMPTS-COMPLETIONS-HAD INTERCEPTED	39-22-0	34-26-0
KICKOFFS Number-In End Zone-Touchbacks	5-4-3	5-5-2
PUNTS Number and Average	2-37.0	3-41.0
FGs - PATs Had Blocked	0-0	0-0
TOTAL RETURN YARDAGE (Not Including Kickoffs)	11	0
PENALTIES Number and Yards	7-70	4-30
FUMBLES Number and Lost	0-0	2-2
TOUCHDOWNS	0	2
EXTRA POINTS Made-Attempts	0-0	2-2
FIELD GOALS Made-Attempts	3-4	2-2
RED ZONE EFFICIENCY	0-2-0%	2-6-33%
GOAL TO GO EFFICIENCY	0-1-0%	0-0-0%
SAFETIES	0	1
TIME OF POSSESSION	27:38	32:22

INDIVIDUAL STATISTICS

RUSHING (Att-Yds): Buffalo, A. Dixon 10-35, B. Brown 6-14, S. Watkins 1-3, K. Orton 2-2. Miami, L. Miller 15-86, Dn. Thomas 5-23, R. Tannehill 4-6.

PASSING (C-A-Y-TD-I): Buffalo, K. Orton 22-39-193-0-0. Miami, R. Tannehill 26-34-240-2-0.

RECEIVING (Rec-Yds): Buffalo, C. Hogan 7-74, B. Brown 7-57, S. Watkins 3-32, R. Woods 2-15, A. Dixon 2-13, C. Gragg 1-2. Miami, J. Landry 5-46, C. Clay 5-31, M. Wallace 4-38, B. Hartline 3-55, D. Williams 2-38, B. Gibson 2-13, L. Miller 2-12, D. Sims 2-11, R. Tannehill 1-(-4).

SACKS (Sk-Yds): Buffalo, M. Williams 3.5-21, S. Charles 1-12, C. Bryant 0.5-2. Miami, O. Vernon 1-6, E. Mitchell 1-4.

INTERCEPTIONS (Int-Yds): Buffalo, none. Miami, none.

TACKLES (S-A-T): Buffalo, C. Graham 7-0-7, M. Williams 4-1-5, D. Searcy 4-1-5, P. Brown 4-1-5, K. Williams 4-1-5, N. Bradham 4-0-4, A. Williams 4-0-4, J. Hughes 3-0-3, D. Williams 3-0-3, N. Robey 3-0-3, L. McKelvin 2-0-2, S. Gilmore 2-0-2, B. Spikes 1-1-2, M. Dareus 1-1-2, S. Charles 10-1, M. Lawson 1-0-1. Miami, J. Taylor 7-0-7, L. Delmas 5-0-5, J. Jenkins 5-0-5, R. Jones 4-0-4, K. Misi 3-1-4, D. Shelby 3-0-3, B. Grimes 3-0-3, J. Wilson 2-0-2, P. Wheeler 2-0-2, C. Wake 1-1-2, R. Starks 1-1-2, O. Vernon 1-0-1, E. Mitchell 1-0-1, J. Odrick 1-0-1, D. Jordan 1-0-1.

Missed Field Goals: Buffalo, D. Carpenter 47WL. Miami, none.



WEEK 11 POSTGAME NOTES VS. BILLS

- Today's paid attendance was 71,573.
- With today's 22-9 win, Miami is now 57-40-1 in regular season action against the Bills
- Miami improved their record to 6-4 on the season. The last time Miami held a 6-4 record was in 2008 when the team finished 11-5 that season.
- Miami improved their record to 5-2 against the AFC this season. The last time Miami was 5-2 against the AFC in their first seven matchups of the season was in 2001 when the team finished 11-5 that season.
- With today's 22-9 win, Miami is now 6-4 on Thursday Night games.

DOLPHINS IN THURSDAY NIGHT GAMES (6-4)

Season	Opponent	Score
2014	BUFFALO	W 22-9
2013	CINCINNATI	W 22-20 (OT)
2012	at Buffalo	L 14-19
2010	CHICAGO	L 0-16
2009	at Carolina	W 24-17
2006	at Pittsburgh	L 17-28
1990	NEW ENGLAND	W 17-10
1981	PITTSBURGH	W 30-10
1980	SAN DIEGO	L 24-27 (OT)
1979	NEW ENGLAND	W 39-24

• The Dolphins wore their all aqua uniform combination (aqua pants and jerseys) this evening for the fourth time in franchise history. With today's 22-9 win, Miami is now 3-1 when wearing all aqua. The previous times the Dolphins went with all aqua uniforms were Monday night, Dec. 9, 2002 against the Chicago Bears (27-9 win), Monday night, Dec. 15, 2003 against the Philadelphia Eagles (34-27 loss) and Sunday night, December 26, 2004 against the Cleveland Browns (10-7 win).

• After tonight's 22-9 victory, Miami has now totaled 249 points on the season for an average of 24.9. The Dolphins' 24.9 average is on pace to be tied for the sixth-highest single-season average in franchise history and most since the team averaged 26.8 in 1985.

DOLPHINS HIGHEST SCORING SEASONS

Season	G	Pts	Pts/G
1984	16	513	32.1
1972	14	385	27.5
1986	16	430	26.9
1985	16	428	26.8
1975	14	357	25.5
2014	10	249	24.9
1995	16	398	24.9
1973	14	343	24.5
1994	16	389	24.3
1983	16	389	24.3

• Miami's 22 points scored tonight increased the season total to 249. Miami's 249 points through their first 10 games are the eighth-most through 10 games in franchise history.

MOST POINTS THROUGH FIRST 10 GAMES OF SEASON, FRANCHISE HISTORY

Year	W	L	T	PF	PA
1984	10	0	0	336	141
1975	7	3	0	285	171
1972	10	0	0	278	127
1987	5	5	0	264	225
1973	9	1	0	262	94
1995	6	4	0	255	181
1992	7	3	0	250	177
2014	6	4	0	249	180
1981	7	2	1	243	189
1978	7	3	0	242	162

• With Miami's 22-9 victory, the Dolphins defense has now held opponents to 20-or-fewer points in seven of the first 10 games this season (33-20 vs. New England, 38-14 at Oakland (London), 27-14 at Chicago, 27-13 at Jacksonville, 37-0 vs. San Diego and 16-20 at Detroit). The last time Miami held opponents to 20-or-fewer points in seven of their first 10 games in a season was in 2008.

• After trailing 6-3 at halftime, Miami outscored Buffalo 19-3 in the second half. Additionally, the Dolphins allowed 86 yards of offense in the second half after allowing 151 in the first half and held the Bills to 0-of-7 on third down in the second half after allowing 6-of-8 conversions in the first half.

• **K Caleb Sturgis** converted a 38-yard field goal on the team's opening possession of the game. The drive went 14 plays for 68 yards in 8:20. It was Miami's fifth opening possession score this season. In Week 1 vs. New England, **RB Lamar Miller** recorded a 4-yard touchdown reception, **K Caleb Sturgis** converted a 41-yard field goal at Oakland (London) in Week 4, **Sturgis** converted a 48-yard field goal vs. Green Bay in Week 6 and **TE Charles Clay** recorded a 6-yard touchdown reception vs. San Diego in Week 9.

• Miami's 14-play opening score drive is tied for the longest drive of the season, set last week at Detroit (14 plays for 75 yards in 5:09, ending with a 23-yard field goal by **K Caleb Sturgis**). Additionally, the drive lasted 8:20, which is the longest timed drive of the season, surpassing last week's 13-play drive for 70 yards in Detroit that lasted 7:43 and ended with a 20-yard field goal by Sturgis. Additionally, **QB Ryan Tannehill** completed 8-of-9 passes for 81 yards on the drive.

• **QB Ryan Tannehill** completed 26-of-34 passes for 240 yards and two touchdowns, good for a 114.8 passer rating. His 114.8 passer rating was the fifth-highest in a game in his career. Three of his five highest passer ratings have occurred in the last five weeks.

TANNEHILL HIGHEST PASSER RATING GAMES

Date	Opp	Att	Cmp	Pct	Yds	TD	Int	Rate
11/2/14	SD	34	24	70.6	288	3	0	125.6
10/19/14	at Chi	32	25	78.1	277	2	0	123.6
12/16/12	Jac	28	22	78.6	220	2	0	123.2
12/15/13	NE	37	25	67.6	312	3	0	120.6
11/13/14	Buf	34	26	76.5	240	2	0	114.8

• **QB Ryan Tannehill** completed 26-of-34 passes for 240 yards and two touchdowns. His 76.5 completion percentage was the third-highest in a game in his career.

TANNEHILL HIGHEST COMPLETION PERCENTAGE GAMES

Date	Opp	Att	Cmp	Pct	Yds	TD	Int	Rate
12/16/12	Jac	28	22	78.6	220	2	0	123.2
10/19/14	at Chi	32	25	78.1	277	2	0	123.6
11/13/14	Buf	26	34	76.5	240	2	0	114.8
9/28/14	at Oak	31	23	74.2	278	2	1	109.3
10/14/12	StL	29	21	72.4	185	2	0	112.0

• **QB Ryan Tannehill** completed 9-of-10 passes for 90 yards in the first quarter. His completion percentage of 90.0 in the first quarter was the highest he has recorded in the first quarter of a game in his career with a minimum of 10 passing attempts.

TANNEHILL HIGHEST COMPLETION %, FIRST QUARTER, MIN. 10 ATT

Date	Opp	Att	Cmp	Pct	Yds
11/13/14	Buf	10	9	90.0	90
9/30/12	at Ari	10	8	80.0	86
11/17/13	SD	13	9	69.2	112
12/1/13	at NYJ	12	8	66.7	79
9/8/13	at Cle	11	7	63.6	56

• **QB Ryan Tannehill** completed 14-of-18 passes for 136 yards in the first half. His 77.8 completion percentage was tied for the fourth-highest completion percentage in the first half of a game in his career.

TANNEHILL HIGHEST COMPLETION %, FIRST HALF

Date	Opp	Att	Cmp	Pct	Yds	TD	Int	Rate
10/19/14	at Chi	15	14	93.3	176	2	0	155.1
9/28/14	at Oak	19	17	89.5	204	2	0	146.5
11/11/13	at TB	19	15	78.9	121	1	0	110.7
11/13/14	Buf	18	14	77.8	136	0	0	98.1
9/22/13	Atl	9	7	77.8	79	0	0	103.2

• The second-quarter catch by **QB Ryan Tannehill** for minus-4 yards was the first reception by a Dolphins quarterback to himself since **QB Damon Huard** had no gain on a deflected pass on October 31, 1999 at Oakland.

• **RB Lamar Miller's** 86 yards on 15 carries were the fourth-highest of his career.

MILLER'S HIGHEST RUSHING GAMES

Date	Opp	Att	Yds	Avg	Lg	TD
9/21/14	KC	15	108	7.2	24	0
10/31/13	Cin	16	105	6.6	41	0
10/27/13	at NE	18	89	4.9	18	0
11/13/14	Buf	15	86	5.7	33	0
10/26/14	at Jax	14	78	5.6	30	0

• **RB Lamar Miller's** 33-yard run in the second quarter was the longest rushing attempt by a Dolphins running back this season. It was Miller's third-longest run of his career.

MILLER CAREER LONG RUNS

Date	Opp	Lg
9/22/13	Atl	49
10/31/13	Cin	41
11/13/14	Buf	33
10/20/13	Buf	30
10/26/14	at Jax	30

• **WR Brandon Gibson** recorded his first touchdown of the season in the third quarter on a 7-yard pass from **QB Ryan Tannehill**. The drive went nine plays for 80 yards in 4:08.

• **DE Olivier Vernon** forced an intentional grounding in the end zone by Bills **QB Kyle Orton** for a safety in the third quarter. It was the second safety recorded of the season, with the last one occurring in Week 3 vs. Kansas City when **LB Jelani Jenkins** and **DT Randy Starks** combined to sack **QB Alex Smith** in the end zone. Additionally, it was Vernon's first career safety.

• Miami's two safeties this season are tied for the second-most tallied in a season (1978). The most safeties the Dolphins recorded in a season were three in 2005.

• **DE Olivier Vernon** recorded a sack in the fourth quarter. It was his 5.5 sack of the season.

• **DT Earl Mitchell** recorded his second sack of the season in the fourth quarter.

• **WR Jarvis Landry** recorded his third touchdown of the season on an 8-yard reception in the fourth quarter. Landry's three receiving touchdowns are tied for the fourth-most by a rookie in a season.

MOST RECEIVING TOUCHDOWNS BY ROOKIE

Season	Player
7	Chris Chambers (2001), 48 receptions
5	Andre Brown (1989), 24 receptions
4	Randy McMichael (2002), 39 receptions
3	Jack Harper (1967), 11 receptions
3	Jimmy Cefalo (1978), 6 receptions
3	Ferrell Edmunds (1988), 33 receptions
3	Terry Kirby (1993), 75 receptions
3	Brian Hartline (2009), 31 receptions
3	Charles Clay (2011), 16 receptions
3	Jarvis Landry (2014), 42 receptions

• **CB Jamar Taylor** made his first career start at cornerback. He finished with a career-high seven solo tackles. His previous high was four at Detroit last week.

• The 32-yard reception by **RB Damien Williams** in the first quarter was the longest reception of the season by a Dolphins running back.

• **S Reshad Jones'** two passes defended tied a season high, with both coming occurring on Buffalo's opening drive. Further, his two passes defended in the first quarter were the most he has recorded in the first quarter of a game in his career.

• **LS John Denney** extended his consecutive games played streak to 154, most in franchise history.



WEEK 12 VS. DENVER

GAME 11: DENVER 39, MIAMI 36

SUNDAY, NOV. 23 • 4:25 P.M. ET • SPORTS AUTHORITY FIELD AT MILE HIGH • DENVER, COLO.



GAME SUMMARY

Despite having to deal with a couple of significant injuries, the Dolphins had the lead most of the game Sunday at Sports Authority Field at Mile High. Unfortunately, they couldn't close things out and as a result left Denver with a disappointing 39-36 loss.

The Dolphins saw their record fall to 6-5 after squandering leads of 14-3, 21-10 and 28-17 against Peyton Manning and company. The Dolphins will try to rebound next Monday night against the New York Jets at MetLife Stadium.

Denver took its first lead of the game with 5:05 left in the fourth quarter and extended its margin to 39-28 after an interception set up Manning's fourth touchdown pass of the game, a 2-yarder to former Dolphins wide receiver Wes Welker.

The Dolphins refused to give up, though, and scored a late touchdown before Denver recovered an onside kick to all but clinch the victory.

The Denver interception, which was returned 37 yards by safety T.J. Ward after bouncing off the left hand of Jarvis Landry, came on a day when quarterback Ryan Tannehill overall had a strong performance, tying his career high with three touchdown passes and adding a rushing touchdown.

Landry caught two of Tannehill's TD passes, with the other going to Mike Wallace. Daniel Thomas scored the other Dolphins touchdown on a 3-yard run in the first quarter.

The Dolphins played the entire second half without starting left tackle Ja'Wuan James, who sustained a stinger, and then also lost cornerback Jamar Taylor to a shoulder injury in the second half.

Taylor was starting in the absence of veteran Cortland Finnegan, who missed his second consecutive game because of an ankle injury.

Despite the setbacks, the Dolphins led 28-17 before being outscored 22-8 in the fourth quarter.

One of the biggest plays of the game came when the Broncos went for the first down on fourth-and-2 from the Miami 41-yard line late in the third quarter and C.J. Anderson burst through a hole for a 20-yard gain.

Anderson rushed for 167 yards and the fourth-quarter touchdown for Denver, and also recovered the late onside kick.

On the third play of the fourth quarter, Manning connected with Demaryius Thomas for a 4-yard touchdown and then hit Emmanuel Sanders for a two-point conversion to make the score 28-25.

The Dolphins snapped Thomas' streak of 100-yard receiving games at seven, one shy of the NFL record, but Thomas still was a major factor as he scored three touchdowns.

The Dolphins took a 21-17 lead into halftime, but Denver had the momentum after Thomas scored his second touchdown with 12 seconds left to cap an 80-yard drive that took only 1:42.

But the Dolphins regained control of the game after long-snapper John Denney recovered a fumble on a punt return, setting up Landry's first touchdown, which gave Miami a 28-17 lead.

The Dolphins opened the game with a flawless drive, marching 80 yards on seven plays. With the exception of Thomas' touchdown run, all plays gained at least 5 yards.

All but two of the plays on the opening drive were runs, including a 22-yard gain by Lamar Miller that took the ball to the Denver 37-yard line.

After Denver kicked a field goal to make it 7-3, each team scored two touchdowns in the second quarter.

Tannehill made it 14-3 on the fifth play of the second quarter with a 1-yard run, his first rushing touchdown of the season.

Denver came back with a touchdown drive that included three third-down conversion, including Manning's 5-yard touchdown pass to Thomas.

The Dolphins made it 21-10 with an interesting drive that saw them survive three fumbles. Brandon Gibson fumbled out of bounds twice after catching passes from Tannehill, but that wasn't the most significant.

After Tannehill made a terrific throw to Rishard Matthews with DeMarcus Ware bearing down on him, Matthews was stripped of the ball, but Miller hustled downfield to fall on the fumble at the Denver 10-yard line.

On the very next play, Tannehill threw a perfect pass low and outside for a 10-yard touchdown to Wallace.

Denver would respond with touchdowns on four of its last five possessions, the only exception coming when Brandon McManus clanked a short field goal attempt off the right upright early in the third quarter.

Other than that, the Dolphins defense had no answer for Manning and the Broncos.

SCORING

SCORE BY PERIODS	1	2	3	4	OT	Total
Miami Dolphins	7	14	7	8	0	36
Denver Broncos	3	14	0	22	0	39

SCORING DRIVES

Team	Qtr	Time	Play Description (Extra Point) (Drive info)	MIA	DEN
Dolphins	1	11:22	Da. Thomas 3 yd. run (C.Sturgis kick) (7-80, 3:38)	7	0
Broncos	1	4:10	B.McManus 38 yd. Field Goal (12-53, 7:12)	7	3
Dolphins	2	12:53	R.Tannehill 1 yd. run (C.Sturgis kick) (8-47, 3:47)	14	3
Broncos	2	7:08	D.Thomas 5 yd. pass from P.Manning (B.McManus kick) (11-77, 5:45)	14	10
Dolphins	2	1:54	M.Wallace 10 yd. pass from R.Tannehill (C.Sturgis kick) (10-87, 5:14)	21	10
Broncos	2	0:12	D.Thomas 14 yd. pass from P.Manning (B.McManus kick) (8-80, 1:42)	21	17
Dolphins	3	2:11	J.Landry 5 yd. pass from R.Tannehill (C.Sturgis kick) (4-12, 1:09)	28	17
Broncos	4	14:09	D.Thomas 5 yd. pass from P.Manning (P.Manning-E.Sanders pass) (9-60, 3:02)	28	25
Broncos	4	5:01	C.Anderson 10 yd. run (B.McManus kick) (11-70, 6:16)	28	32
Broncos	4	3:13	W.Welker 2 yd. pass from P.Manning (B.McManus kick) (2-8, 0:17)	28	39
Dolphins	4	1:34	J.Landry 1 yd. pass from R.Tannehill (L.Miller run) (9-84, 1:39)	36	39

TEAM STATISTICS

	DOLPHINS	BRONCOS
TOTAL FIRST DOWNS	25	29
THIRD DOWN EFFICIENCY	4-8-50%	9-13-69%
FOURTH DOWN EFFICIENCY	1-1-100%	1-1-100%
TOTAL NET YARDS	313	450
NET YARDS RUSHING	97	201
NET YARDS PASSING	216	249
PASS ATTEMPTS-COMPLETIONS-HAD INTERCEPTED	36-26-1	35-28-0
KICKOFFS Number-In End Zone-Touchbacks	6-5-2	7-7-5
PUNTS Number and Average	3-53.3	1-45.0
FGs - PATs Had Blocked	0-0	0-0
TOTAL RETURN YARDAGE (Not Including Kickoffs)	17	49
PENALTIES Number and Yards	6-50	9-98
FUMBLES Number and Lost	3-0	1-1
TOUCHDOWNS	5	5
EXTRA POINTS Made-Attempts	5-5	5-5
FIELD GOALS Made-Attempts	0-0	1-2
RED ZONE EFFICIENCY	5-5-100%	5-8-63%
GOAL TO GO EFFICIENCY	5-5-100%	3-3-100%
SAFETIES	0	0
TIME OF POSSESSION	25:43	34:17

INDIVIDUAL STATISTICS

RUSHING (Att-Yds): Miami, L. Miller 12-59, Da. Thomas 3-19, R. Tannehill 4-15, L. James 2-4. Denver, C. Anderson 27-167, J. Thompson 5-33, E. Sanders 1-3, P. Manning 2-(-2).

PASSING (C-A-Y-TD-Int): Miami, R. Tannehill 26-36-228-3-1. Denver, P. Manning 28-35-257-4-0.

RECEIVING (Rec-Yds): Miami, J. Landry 7-50, B. Gibson 5-42, M. Wallace 4-35, D. Sims 4-31, B. Hartline 2-39, R. Matthews 2-24, L. Miller 1-8, D. Williams 1-(-1). Denver, D. Thomas 10-87, E. Sanders 9-125, C. Anderson 4-28, W. Welker 4-18, J. Tammie 1-(-1).

SACKS (Sk-Yds): Miami, J. Jenkins 1-8. Denver, T. Knighton 1-12.

INTERCEPTIONS (Int-Yds): Miami, none. Denver, T. Ward 1-45.

TACKLES (S-A-T): Miami, J. Jenkins 9-2-11, L. Delmas 8-1-9, K. Misi 6-1-7, J. Taylor 6-0-6, O. Vernon 5-0-5, J. Wilson 4-0-4, R. Jones 2-2-4, C. Wake 3-0-3, B. Grimes 2-0-2, W. Aikens 2-0-2, D. Shelby 2-0-2, R. Starks 0-2-2, J. Odrick 1-0-1, D. Jordan 1-0-1, L. Rose 1-0-1, P. Wheeler 1-0-1. Denver, R. Moore 5-1-6, C. Harris 5-0-5, B. Roby 4-0-4, K. Webster 4-0-4, B. Marshall 3-1-4, T. Knighton 3-0-3, M. Jackson 3-0-3, T. Ward 2-1-3, D. Ware 2-0-2, A. Talib 2-0-2, O. Bolden 2-0-2, D. Wolfe 1-1-2, V. Miller 1-0-1, S. Williams 1-0-1, Q. Smith 1-0-1.

Missed Field Goals: Miami, none. Denver, 33RU.



WEEK 12 POSTGAME NOTES VS. BRONCOS

- Today's paid attendance was 76,987.
- With today's 39-36 defeat, Miami is now 11-5-1 in regular season action against the Broncos.
- After today's game, Miami is now 54-46-2 all-time against the teams currently in the AFC West in the regular season.
- After today's 39-36 defeat, Miami has now totaled 285 points on the season for an average of 25.9. The Dolphins' 25.9 average is on pace to be the fifth-highest single season average in franchise history and most since the team averaged 26.9 in 1986.

DOLPHINS HIGHEST SCORING SEASONS

Season	G	Pts	Pts/G
1984	16	513	32.1
1972	14	385	27.5
1986	16	430	26.9
1985	16	428	26.8
2014	11	285	25.9

- Miami's 36 points scored today increased the season total to 285. Miami's 285 points through their first 11 games are the fourth-most through 11 games in franchise history.

MOST POINTS THROUGH FIRST 11 GAMES OF SEASON, FRANCHISE HISTORY

Year	W	L	T	PF	PA
1984	11	0	0	360	164
1972	11	0	0	309	137
1975	8	3	0	305	178
2014	6	5	0	285	219
1973	10	1	0	276	101

- Miami went 5-for-5 in the red zone today.
- **RB Daniel Thomas** recorded a 3-yard rushing touchdown on the team's opening possession of the game. The drive went seven plays for 80 yards in 3:38. It was Miami's sixth opening possession score this season. In Week 1 vs. New England, **RB Lamar Miller** recorded a 4-yard touchdown reception, **K Caleb Sturgis** converted a 41-yard field goal at Oakland (London) in Week 4, **Sturgis** converted a 48-yard field goal vs. Green Bay in Week 6, **TE Charles Clay** recorded a 6-yard touchdown reception vs. San Diego in Week 9 and **Sturgis** converted a 38-yard field goal vs. Buffalo in Week 11.
- The last time Miami scored on the opening possession of a game at least six times in a season was in 2011 when the team did it eight times.
- **RB Daniel Thomas'** 3-yard rushing touchdown on the game's opening possession was his first touchdown of the season.
- **RB Lamar Miller's** 38 rushing yards in the first quarter are the most he has recorded in the first quarter of a game in his career.

LAMAR MILLER RUSHING YARDS IN FIRST QUARTER, SINGLE GAME

Date	Opp	Att	Yds	Avg	TD
11/23/14	at Den	4	38	9.5	0
9/30/13	at NO	5	36	7.2	0
12/23/12	Buf	5	29	5.8	0
10/31/13	Cin	5	27	5.4	0
9/28/14	at Oak	4	26	6.5	0

- **RB Lamar Miller's** 52 rushing yards on six carries (8.7 avg.) in the first half were his fourth-most in a first half in a game in his career.

MILLER'S MOST RUSHING YARDS IN FIRST HALF, SINGLE GAME

Date	Opp	Att	Yds	Avg	Lg	TD
10/31/13	Cin	11	89	8.1	41	0
10/27/13	at NE	13	63	4.8	18	0
9/30/13	at NO	10	57	5.7	20	1
11/23/14	at Den	6	52	8.7	22	0
9/22/13	Atl	3	50	16.7	49	0
9/21/14	KC	7	50	7.1	20	0

- **QB Ryan Tannehill's** 1-yard rushing touchdown in the second quarter was his first rushing touchdown of the season and fourth of his career.
- **QB Ryan Tannehill** finished the game by completing 26-of-36 passes (72.2 percent) for 228 yard, three touchdowns and one interception, good for a 104.9 passer rating. His three touchdowns tied a career high.

TANNEHILL THREE TOUCHDOWN PASS GAMES

Date	Opp	Att	Cmp	Pct	Yds	TD	Int	Rate
10/20/13	Buf	37	19	51.4	194	3	2	71.2
12/8/13	at Pit	33	20	60.6	200	3	1	95.5
12/15/13	NE	37	25	67.6	312	3	0	120.6
11/2/14	SD	34	24	70.6	288	3	0	125.6
11/23/14	at Den	36	26	72.2	228	3	1	104.9

- **QB Ryan Tannehill's** 104.9 passer rating was the ninth time in his career that he surpassed the 100.0 passer rating mark.
- **QB Ryan Tannehill's** 72.2 completion percentage (26-of-36) was the sixth highest of his career.
- **QB Ryan Tannehill** completed 11-of-14 passes for 122 yards and one touchdown in the first half, good for a 126.8 passer rating. His 126.8 passer rating in the first half was the fourth highest passer rating in the first half of a game in his career.
- **QB Ryan Tannehill** completed 11-of-14 passes in the first half (78.6 percent). His 78.6 completion percentage in the first half was the fourth highest in the first half of a game in his career.
- **WR Mike Wallace** recorded a 10-yard touchdown reception in the second quarter. It was his seventh touchdown reception of the season.
- **WR Mike Wallace's** 10-yard touchdown reception improved his career total to 44, most among AFC wide receivers since he entered the NFL in 2009 going into the day's games.
- Miami's 90 rushing yards on 15 carries (6.0 avg.) in the first half were the most the team has recorded in the first half of a game this season. The team's previous high this season was 80 yards on 13 carries (6.15 avg.) at Oakland (London) in Week 4.

- The Dolphins scored 20+ points in a half for the third time in 2014 during the first half of their game against the Broncos. The 21 first half points marks the second most scored during the opening half by the Dolphins in 2014, the most was the 24 points scored in London against the Raiders on September 28, the Dolphins also posted 20 first half points against San Diego on November 2.

- The Dolphins went 3-for-3 in the red zone in the first half.

- **LB Jelani Jenkins** recorded a sack for a loss of eight yards in the third quarter. It was his 3.5 sack of the season.

- **LB Jelani Jenkins** recorded a game-high 11 tackles (nine solo).

- **TE Dion Sims** recorded a career-high four receptions today for 31 yards.

- **WR Brandon Gibson** recorded a season-high five reception today for 42 yards.

- **RB Damian Williams** forced a fumble on a punt in the third quarter, which was recovered by **LS John Denney**. It was Williams' first forced fumble of his career.

- **WR Jarvis Landry** tied his career high with seven receptions for 50 yards and touchdowns. He last recorded seven receptions at Detroit on Nov. 9 (53 yards).

- **WR Jarvis Landry's** two touchdown receptions were a career high and the most for a Dolphins rookie since **WR Chris Chambers** recorded two touchdown receptions on Dec. 10, 2001.

- Following the fumble recovery, **WR Jarvis Landry** recorded a 5-yard touchdown reception. He later recorded a 1-yard touchdown reception in the fourth quarter.

- **WR Jarvis Landry** recorded his fifth touchdown of the season on a 5-yard reception in the third quarter and a 1-yard touchdown reception in the fourth quarter. Landry's five receiving touchdowns are tied for second-most by a rookie in a season.

MOST RECEIVING TOUCHDOWNS BY ROOKIE

Season	Player
7	Chris Chambers (2001), 48 receptions
5	Andre Brown (1989), 24 receptions
5	Jarvis Landry (2014), 49 receptions
4	Randy McMichael (2002), 39 receptions
3	Jack Harper (1967), 11 receptions
3	Jimmy Cefalo (1978), 6 receptions
3	Ferrell Edmunds (1988), 33 receptions
3	Terry Kirby (1993), 75 receptions
3	Brian Hartline (2009), 31 receptions
3	Charles Clay (2011), 16 receptions

- **WR Jarvis Landry's** seven receptions moved him ahead of Troy Stradford and Chris Chambers for fourth-most receptions by a rookie in franchise history.

MOST RECEPTIONS BY A DOLPHINS ROOKIE

Recs	Player
75	Terry Kirby (1993), 874 yards - RB
67	Jack Clancy (1967), 868 yards
54	Davone Bess (2008), 554 yards
49	Jarvis Landry (2014), 450 yards
48	Troy Stradford (1987), 457 yards - RB
48	Chris Chambers (2001), 883 yards
44	Jim Kiick (1968), 422 yards - RB

- **WR Jarvis Landry** recorded seven receptions for 50 yards today. He now has totaled 24 receptions for 195 yards and four touchdowns in the month of November. His 24 receptions this month are tied for the fifth-most in any month by a Dolphins rookie since **Davone Bess** recorded 24 receptions for 195 yards in 2008.

MOST RECEPTIONS BY A DOLPHINS ROOKIE IN A MONTH

PLAYER	YEAR	MONTH	GMS	REC	YDS	TD
Terry Kirby	1993	Dec.	4	31	424	1
Lorenzo Booker	2007	Dec.	5	28	237	0
Jack Clancy	1967	Dec.	4	27	334	2
Troy Stradford	1987	Nov.	5	26	235	0
Jarvis Landry	2014	Nov.	4	24	195	4
Davone Bess	2008	Dec.	4	24	195	0
Jack Clancy	1967	Nov.	4	19	259	0
Ted Ginn	2007	Dec.	5	19	180	1
Davone Bess	2008	Nov.	5	18	274	0
Chris Chambers	2001	Dec.	5	17	266	3

- **RB LaMichael James** made his Miami debut, carrying the ball two times for four yards.

- **LS John Denney** extended his consecutive games played streak to 155, most in franchise history.



WEEK 13 VS. NEW YORK JETS

GAME 12: MIAMI 16, NEW YORK JETS 13

MONDAY, DEC. 1 • 8:30 P.M. ET • METLIFE STADIUM • EAST RUTHERFORD, N.J.



GAME SUMMARY

The Dolphins may not have scored many style points Monday night against the struggling New York Jets, but they accomplished the goal of leaving MetLife Stadium with an important victory.

By beating the Jets, 16-13, on Caleb Sturgis' 26-yard field goal with 1:57 left, the Dolphins improved to 7-5 on the season and tied a group of five other teams with that record vying for one of two AFC wild-card spots.

San Diego leads the wild-card race with an 8-4 record, but the Dolphins right now would get the sixth AFC playoff spot ahead of the other 7-5 teams — Buffalo, Cleveland, Pittsburgh, Baltimore and Kansas City.

The game-winning score came at the end of a 57-yard drive that featured two big completions from quarterback Ryan Tannehill to tight end Dion Sims, starting his second consecutive game in place of injured starter Charles Clay.

The Dolphins clinched the victory when safety Reshad Jones intercepted a Geno Smith pass intended for tight end Jeff Cumberland after it bounced off the back of linebacker Jelani Jenkins with 34 seconds left.

According to ESPN, this marked the Dolphins' second victory on the road when trailing in the fourth quarter in the past 50 such occurrences. The other came last December against the Pittsburgh Steelers.

The Dolphins won despite being outgained 326-291 and allowing 277 rushing yards. More importantly, they won a close game for the first time this season after suffering close losses against Green Bay, Detroit and Denver.

Against a Jets team that came in with a 2-9 record and switched back to Smith at quarterback, the Dolphins trailed most of the game before tying the score at 13-13 when Lamar Miller scored on a 4-yard run early in the fourth quarter.

The Dolphins took advantage of a short field after a punt and a Jets penalty gave them a first down at the New York 39-yard line. The score came five plays after Tannehill hit Jarvis Landry for a 25-yard completion.

The defense came up with some big plays in the second half, the biggest a Cameron Wake sack that knocked the Jets out of field goal range.

The sack kept the Jets from getting any points after Darrin Walls picked off a Tannehill pass that bounced up after Lamar tried to make a low catch. Walls returned the interception to the Dolphins 30-yard line.

The Dolphins could have had another huge play after a botched handoff between Smith and Chris Ivory, but Ivory was able to recover the fumble at the Jets 5-yard line.

The game-winning drive came after Jets kicker Nick Folk missed a 45-yard field goal attempt, his second miss on the night.

The Dolphins trailed 10-3 at halftime, but the truth is they were fortunate that the margin wasn't larger.

While each team missed a field goal attempt, the Jets also dropped two potential interceptions that hit defenders right in the hands and Smith also overthrew Percy Harvin after he got open behind the Dolphins secondary.

As it was, the Dolphins allowed more than 200 yards rushing in the first half, including a 47-yard gain by Chris Johnson and a 20-yard touchdown by wide receiver Greg Salas on an end-around.

The 47-yard run tied for longest against the Dolphins this season, matching the run by Buffalo's C.J. Spiller in Week 2.

Johnson's long run was the key play in an 85-yard touchdown drive and was followed immediately by the touchdown run by Salas, who suffered a hamstring injury on the play.

The Dolphins missed a chance to cut into the Jets' lead on their next possession when Sturgis was wide left on a 43-yard field goal attempt.

The Jets increased the lead to 10-0 after a 10-play drive that featured nothing but running plays and ended with Folk's 40-yard field goal.

Folk later missed a 48-yard attempt on the play after Smith missed Harvin, and the Dolphins took advantage by driving into position for a 43-yard field goal by Sturgis on the last play of the half. The big play on the 38-yard drive was a 21-yard completion from Tannehill to Sims.

In addition to being without Clay, the offense also had to do without wide receiver Brian Hartline after he sustained a knee injury in the first half.

SCORING

SCORE BY PERIODS	1	2	3	4	OT	Total
Miami Dolphins	0	3	3	10	0	16
New York Jets	7	3	3	0	0	13

SCORING DRIVES

Team	Qtr	Time	Play Description (Extra Point) (Drive info)	MIA	NYJ
Jets	1	7:45	G.Salas 20 yd. run (N.Folk kick) (6-85, 2:58)	0	7
Jets	2	12:01	N.Folk 40 yd. Field Goal (10-44, 4:46)	0	10
Dolphins	2	0:00	C.Sturgis 43 yd. Field Goal (10-37, 3:23)	3	10
Dolphins	3	10:56	C.Sturgis 44 yd. Field Goal (8-49, 4:04)	6	10
Jets	3	7:17	N.Folk 45 yd. Field Goal (7-33, 3:39)	6	13
Dolphins	4	10:24	L.Miller 4 yd. run (C.Sturgis kick) (6-39, 2:29)	13	13
Dolphins	4	1:57	C.Sturgis 26 yd. Field Goal (9-57, 3:45)	16	13

TEAM STATISTICS

	DOLPHINS	JETS
TOTAL FIRST DOWNS	16	18
THIRD DOWN EFFICIENCY	5-13-38%	7-15-47%
FOURTH DOWN EFFICIENCY	0-0-0%	0-0-0%
TOTAL NET YARDS	291	326
NET YARDS RUSHING	74	277
NET YARDS PASSING	217	49
PASS ATTEMPTS-COMPLETIONS-HAD INTERCEPTED	35-25-1	13-7-1
KICKOFFS Number-In End Zone-Touchbacks	4-1-1	4-0-0
PUNTS Number and Average	4-54.0	4-27.3
FGs - PATs Had Blocked	0-0	0-0
TOTAL RETURN YARDAGE (Not Including Kickoffs)	-4	39
PENALTIES Number and Yards	3-20	7-57
FUMBLES Number and Lost	0-0	1-0
TOUCHDOWNS	1	1
EXTRA POINTS Made-Attempts	5-5	5-5
FIELD GOALS Made-Attempts	1-1	1-1
RED ZONE EFFICIENCY	1-2-50%	0-1-0%
GOAL TO GO EFFICIENCY	1-1-100%	0-0-0%
SAFETIES	0	0
TIME OF POSSESSION	27:25	32:35

INDIVIDUAL STATISTICS

RUSHING (Att-Yds): Miami, L. Miller 13-56, R. Tannehill 4-13, Da. Thomas 1-5. New York, C. Johnson 17-105, C. Ivory 16-62, J., Kerley 2-38, P. Harvin 6-27, G. Salas 1-20, G. Smith 4-19, B. Powell 2-4, J. Conner 1-2.

PASSING (C-A-Y-TD-I): Miami, R. Tannehill 25-35-235-0-1. New York, G. Smith 7-13-65-0-1.

RECEIVING (Rec-Yds): Miami, J. Landry 8-68, M. Wallace 6-69, D. Sims 4-58, B. Gibson 2-17, L. Miller 2-11, B. Hartline 1-9, Da. Thomas 1-3, G. Hoskins 1-0. New York, B. Powell 2-19, E. Decker 2-18, Z. Sudfeld 1-20, P. Harvin 1-6, J. Kerley 1-2.

SACKS (Sk-Yds): Miami, K. Moa 1-8, C. Wake 1-8. New York Jets, D. Harris 1-10, K. Ellis 1-8.

INTERCEPTIONS (Int-Yds): Miami, R. Jones 1-(-4). New York, D. Walls 1-25.

TACKLES (S-A-T): Miami, J. Jenkins 8-8-16, K. Misi 5-7-12, R. Jones 9-1-10, L. Delmas 7-2-9, O. Vernon 4-3-7, B. Grimes 3-2-5, P. Wheeler 3-2-5, C. Wake 2-1-3, D. Shelby 2-1-3, J. Odrick 2-1-3, R. Starks 2-0-2, R. Stanford 1-1-2, J. Wilson 1-1-2, D. Jordan 1-0-1. New York, D. Harris 7-4-11, D. Davis 5-3-8, D. Landry 6-0-6, J. Babin 2-3-5, M. Williams 1-4-5, D. Harrison 0-5-5, D. Walls 4-0-4, C. Pryor 3-0-3, J. Jarrett 1-2-3, K. Ellis 1-1-2, Q. Coples 1-1-2, C. Pace 1-1-2, S. Richardson 1-0-1, T. Barnes 1-0-1, K. Wilson 1-0-1.

Missed Field Goals: Miami, C. Sturgis 43WL. New York, N. Folk 48WL, 45WL.



WEEK 13 POSTGAME NOTES VS. JETS

- Today's paid attendance was 78,160.
- With today's 16-13 win, Miami is now 46-50-1 in regular season action against the Jets.
- Miami improved their record to 7-5 on the season. The last time Miami held a 7-5 record was in 2008 when the team finished 11-5.
- Miami improved their record to 6-3 against the AFC this season.
- After today's game, Miami is now 154-134-2 all-time against the teams currently in the AFC East in the regular season.
- After today's 16-13 win, Miami has now totaled 301 points on the season for an average of 25.1. The Dolphins' 25.1 average is on pace to be the sixth-highest single season average in franchise history and most since the team averaged 26.8 in 1985.
- Miami's 16 points scored today increased the season total to 301. Miami's 301 points through their first 12 games are the seventh-most through 12 games in franchise history.
- Miami's defense surrendered seven completions by Jets **QB Geno Smith** tonight. The seven completions allowed were the fewest the team has allowed since Sept. 30, 2007 against Oakland when the team allowed five receptions.
- Miami's 49 net passing yards allowed tonight were the fewest the team has allowed since the team also allowed 49 net passing yards on Oct. 28, 2007 against the New York Giants.
- **QB Ryan Tannehill** extended his consecutive games streak with at least a 70 percent completion rate for the fifth-straight game (71.4 percent tonight). He is the only quarterback in the franchise to accomplish that feat and was the only player to do it in four-straight games.

TANNEHILL LAST FOUR GAMES COMPLETION PERCENTAGE

Date	Opp	Att	Cmp	Pct	Yds	TD	Int	Rate
11/2/14	SD	34	24	70.6	288	3	0	125.6
11/9/14	at Det	38	27	71.1	207	1	1	81.8
11/13/14	Buf	34	26	76.5	240	2	0	114.8
11/23/14	at Den	36	26	72.2	228	3	1	104.9
12/1/14	at NYJ	35	25	71.4	235	0	1	77.7

- After tonight's performance, **QB Ryan Tannehill** is now the only player in the NFL this season to record five consecutive games with a 70-or-more completion percentage. Additionally, his seven games completing 70-or-more percent of his passes this season are tied for the most in the NFL this season with Saints **QB Drew Brees** and Chargers **QB Philip Rivers**.

- **QB Ryan Tannehill** completed 15-of-19 passes for 128 yards in the first half. His 78.9 completion percentage in the first half was tied for third-highest completion percentage in the first half of a game in his career.

TANNEHILL HIGHEST COMPLETION PERCENTAGE IN FIRST HALF OF A GAME

Date	Opp	Att	Cmp	Pct	Yds	TD	Int	Rate
10/19/14	at Chi	15	14	93.3	176	2	0	155.1
9/28/14	at Oak	19	17	89.5	204	2	0	146.5
12/1/14	at NYJ	19	15	78.9	128	0	0	94.7
11/11/13	at TB	19	15	78.9	121	1	0	110.7
11/23/14	at Den	14	11	78.6	122	1	0	126.8

- **K Caleb Sturgis** converted a 44-yard field goal on the opening possession of the second half. The drive went eight plays for 49 yards in 4:04. It was Miami's seventh scoring drive on the opening possession of the second half (Week 1 vs. New England – **K Caleb Sturgis** 24-yard field goal, Week 2 at Buffalo – **Sturgis** 34-yard field goal, Week 3 vs. Kansas City – **WR Brian Hartline** 1-yard touchdown reception, Week 6 vs. Green Bay – **WR Jarvis Landry** 11-yard touchdown reception, Week 7 at Chicago – **RB Lamar Miller** 2-yard touchdown run and Week 9 - **WR Rishard Matthews** recorded a 21-yard touchdown reception). Heading into Week 13, Miami's 34 points on the opening possession of the second half were the second most in the NFL.

- **DE Cameron Wake** recorded a sack in the third quarter for a loss of eight yards. It was his 9.5 sack of the season.

- **WR Mike Wallace's** three receptions in the first quarter for 41 yards were tied for the second-most receptions in the first quarter of a game in his career. It was the ninth time he has recorded three receptions in the first quarter of a game.

- **RB Lamar Miller** recorded a 4-yard rushing touchdown in the fourth quarter. It was his sixth rushing touchdown of the season, extending his career high in a season.

- With his 56 rushing yards tonight, **RB Lamar Miller** set a new career high for rushing yards in a season, passing his mark of 709 yards in 2013. He currently has 729 yards.

- **RB Lamar Miller** eclipsed his career high for most receiving yards in a season with his 11 yards tonight. He now has 171 for the season. His previous high was 170 last season.

- **RB Lamar Miller's** two receptions tonight gave him 27 for the season, a new season high.

- **LB Jelani Jenkins' 12** tackles (four solo) in the first half established a new career high for tackles in the first half of a game in his career. His previous high was nine tackles (six solo) in the first half at Buffalo in Week 2.

- **LB Jelani Jenkins** ended the night with 16 tackles (eight solo), setting a new career high. His previous high was 14 tackles (10 solo) vs. Kansas City in Week 3.

- **S Louis Delmas' six** tackles (six solo) in the first half tied his career high for tackles in the first half of a game in his career. He also recorded six tackles (five solo) in the first half at Dallas on Oct. 2, 2011 as a member of the Detroit Lions.

- **LB Koa Misi** recorded his first sack of the season in the fourth quarter for a loss of eight yards.

- **LB Koa Misi** ended the night with 12 tackles (five solo), setting a new career high. His previous high was 11 tackles (10 solo) at Houston on Sept. 9, 2012.

- **S Reshad Jones** recorded his third interception of the season in the fourth quarter.

- **WR Jarvis Landry** recorded a career-high eight receptions for 68 yards tonight. His previous high was seven receptions, recorded twice this season (11/9/14 at Detroit and 11/23/14 at Denver). Further, his eight receptions were the fourth-most by a rookie in a game in franchise history.

MOST RECEPTIONS BY ROOKIE

Recs	Player
10	Rob Konrad (1/2/00 at Washington), 68 yards
9	Terry Kirby (12/19/93 vs. Buffalo), 148 yards
9	Davone Bess (12/7/08 vs. Buffalo at Toronto), 74 yards
8	Jarvis Landry (12/1/14 at N.Y. Jets), 68 yards

- **Jarvis Landry** recorded six receptions in the first half tonight at the Jets. It marked his second game (also 10/9/14 at Detroit) with six receptions in a first half in 2014. He joins **Brandon Marshall** (2010) and **Mike Wallace** (2013) as the only Dolphins players since 1991 to record two games in a single season with six or more receptions in the first half.

- **WR Jarvis Landry's** eight receptions moved him ahead of **Davone Bess** for third-most receptions by a rookie in franchise history.

MOST RECEPTIONS BY A DOLPHINS ROOKIE

RECS	PLAYER
75	Terry Kirby (1993), 874 yards - RB
67	Jack Clancy (1967), 868 yards
57	Jarvis Landry (2014), 518 yards
54	Davone Bess (2008), 554 yards
48	Troy Stradford (1987), 457 yards - RB
48	Chris Chambers (2001), 883 yards
44	Jim Kiick (1968), 422 yards - RB

- **LS John Denney** extended his consecutive games played streak to 156, most in franchise history.



WEEK 14 VS. BALTIMORE

GAME 13: BALTIMORE 28, MIAMI 13

SUNDAY, DEC. 7 • 1 P.M. ET • SUN LIFE STADIUM • MIAMI GARDENS, FLA.



GAME SUMMARY

The Dolphins got the start they wanted Sunday, but it pretty much was all downhill from there against the Baltimore Ravens.

After jumping out to a 10-0 lead in the first quarter, the Dolphins were outscored 28-3 the rest of the way and dropped a 28-13 decision in a key AFC matchup at Sun Life Stadium.

The Dolphins are 7-6 with their next game scheduled for next Sunday against the New England Patriots at Gillette Stadium.

Ryan Tannehill hit Brian Hartline with a 4-yard touchdown with 1:41 left to give the Dolphins their 10-0 point lead, but they could manage only a Caleb Sturgis field goal the rest of the game.

Tannehill again completed a high percentage of his passes (69.7), but he also was sacked six times.

Baltimore quarterback Joe Flacco, meanwhile, threw for two touchdowns and ran for another.

The Ravens took the lead for good in the third quarter when Flacco hit a 13-yard touchdown pass to wide receiver Kamar Aiken.

The Ravens extended their lead to 21-13 midway through the fourth quarter after a Flacco fumble caused by Cameron Wake and recovered by Earl Mitchell was reversed after it was reviewed.

Trailing by eight, the Dolphins offense went three-and-out and Baltimore put the game away with an 81-yard drive that featured runs of 44 yards by Justin Forsett and 23 yards by Bernard Pierce.

Before the Ravens pulled away, the Dolphins had opportunities in the second half, but they failed to take full advantage because of untimely mistakes and some damaging sacks.

A drive late in the third quarter that reached Baltimore territory ended when Tannehill was sacked on third down.

The Dolphins then had to settle for a field goal after getting a first-and-goal from the 4-yard line early in the fourth quarter after guard Shelley Smith was penalized for a false start on second down and Tannehill was sacked again on third down.

The Dolphins defense opened the game by forcing a three-and-out by stuffing Lorenzo Taliaferro for no gain on third-and-1 and then put together a 36-yard drive that netted a 46-yard field goal by Sturgis.

The end of the drive was disappointing, though, because the Dolphins were stopped for no gain on second-and-1 and third-and-1 from the Baltimore 28-yard line.

After the defense forced another three-and-out, the Dolphins marched 66 yards for a touchdown that gave them a 10-0 lead. The score came when Tannehill fired a bullet to Hartline through a couple of Ravens defenders on third-and-goal.

The defense stopped Baltimore's first scoring threat in the second quarter when cornerback R.J. Stanford, starting because of the injuries to Cortland Finnegan and Jamar Taylor, intercepted Flacco in the end zone when pressure from Reshad Jones on a blitz hurried the throw.

What overall was a good first half ended on a bad note when Baltimore drove 97 yards in the final 3:08 to cut the Dolphins lead to 10-7.

The drive, which featured five plays of 10 or longer, ended when Flacco hit Steve Smith with a 1-yard touchdown pass in the corner of the end zone with two seconds left in the half.

SCORING

SCORE BY PERIODS	1	2	3	4	OT	Total
Baltimore Ravens	0	7	7	14	0	28
Miami Dolphins	10	0	0	3	0	13

SCORING DRIVES

Team	Qtr	Time	Play Description (Extra Point) (Drive info)	BAL	MIA
Dolphins	1	9:28	C.Sturgis 46 yd. Field Goal (7-36, 4:02)	0	3
Dolphins	1	1:41	B.Hartline 3 yd. pass from R.Tannehill (C.Sturgis kick) (11-66, 5:27)	0	10
Ravens	2	0:02	S.Smith 1 yd. pass from J.Flacco (J.Tucker kick) (12-97, 3:06)	7	10
Ravens	3	6:14	K.Aiken 13 yd. pass from J.Flacco (J.Tucker kick) (11-75, 5:18)	14	10
Dolphins	4	12:41	C.Sturgis 34 yd. Field Goal (8-27, 3:43)	14	13
Ravens	4	8:09	J.Forsett 2 yd. run (J.Tucker kick) (9-80, 4:32)	21	13
Ravens	4	3:34	J.Flacco 1 yd. run (J.Tucker kick) (7-81, 2:54)	28	13

TEAM STATISTICS

	RAVENS	DOLPHINS
TOTAL FIRST DOWNS	26	16
THIRD DOWN EFFICIENCY	5-12-42%	4-12-33%
FOURTH DOWN EFFICIENCY	1-1-100%	0-1-0%
TOTAL NET YARDS	447	249
NET YARDS RUSHING	183	63
NET YARDS PASSING	264	186
PASS ATTEMPTS-COMPLETIONS-HAD INTERCEPTED	33-25-1	33-23-0
KICKOFFS Number-In End Zone-Touchbacks	5-5-3	4-4-4
PUNTS Number and Average	4-45.3	5-51.4
FGs - PATs Had Blocked	0-0	0-0
TOTAL RETURN YARDAGE (Not Including Kickoffs)	-4	39
PENALTIES Number and Yards	3-20	7-57
FUMBLES Number and Lost	0-0	0-0
TOUCHDOWNS	4	1
EXTRA POINTS Made-Attempts	4-4	1-1
FIELD GOALS Made-Attempts	0-0	2-2
RED ZONE EFFICIENCY	4-5-80%	1-2-50%
GOAL TO GO EFFICIENCY	3-3-100%	1-2-50%
SAFETIES	0	0
TIME OF POSSESSION	30:18	29:42

INDIVIDUAL STATISTICS

RUSHING (Att-Yds): Baltimore, J. Forsett 13-71, B. Pierce 3-50, L. Taliaferro 7-35, J. Flacco 7-16, J. Jones 1-11. Miami, L. Miller 12-53, R. Tannehill 2-6, D. Williams 2-4.

PASSING (C-A-Y-TD-I): Baltimore, J. Flacco 25-33-269-2-1. Miami, R. Tannehill 23-33-227-1-0.

RECEIVING (Rec-Yds): Baltimore, S. Smith 7-70, K. Aiken 6-65, M. Brown 3-30, O. Daniels 2-27, J. Forsett 2-7, K. Juszczyk 2-3, P. Supernaw 1-29, L. Taliaferro 1-20, J. Jones 1-18. Miami, J. Landry 6-55, L. Miller 5-36, M. Wallace 3-39, C. Clay 2-41, D. Sims 2-18, B. Hartline 2-11, R. Matthews 1-13, D. Williams 1-7, B. Gibson 1-7.

SACKS (Sk-Yds): Baltimore, E. Dumervil 3.5-25, T. Suggs 1.5-11, C. Mosley 1-5. Miami, O. Vernon 1-5.

INTERCEPTIONS (Int-Yds): Baltimore, none. Miami, R. Stanford 1-0.

TACKLES (S-A-T): Baltimore, C. Mosley 7-1-8, T. Suggs 4-2-6, W. Hill 5-0-5, D. Gorrer 4-0-4, C. Canty 4-0-4, M. Elam 4-0-4, E. Dumervil 3-1-4, D. Smith 3-1-4, D. Stewart 1-1-2, P. McPhee 1-0-1, J. Miles 1-0-1, L. Webb 1-0-1, B. Williams 1-0-1, T. Jernigan 1-0-1, A. Jackson 1-0-1. Miami, R. Jones 8-2-10, R. Stanford 6-1-7, P. Wheeler 6-1-7, K. Misi 5-0-5, J. Jenkins 4-0-4, J. Odrick 3-1-4, B. Grimes 2-1-3, D. Shelby 2-1-3, L. Delmas 2-1-3, O. Vernon 2-0-2, E. Mitchell 2-0-2, J. Wilson 1-1-2, D. Jordan 1-0-1, A. Johnson 0-1-1.

Missed Field Goals: Baltimore, none. Miami, none.



WEEK 14 POSTGAME NOTES VS. RAVENS

• Today's paid attendance was 70,244.

• With today's 28-13 defeat, Miami is now 5-5 in regular season action against the Ravens.

• After today's game, Miami is now 38-30 all-time against the teams currently in the AFC North in the regular season.

MIAMI VERSUS OTHER NFL DIVISIONS, REGULAR SEASON

Division	Wins	Losses	Ties	Win %
NFC West	32	13	0	.711
NFC North	31	16	0	.660
NFC South	23	15	0	.605
AFC South	66	49	0	.578
AFC North	38	30	0	.559
AFC West	54	46	2	.540
NFC East	23	20	0	.535
AFC East	154	134	2	.537
Total	422	323	4	.566

• After today's 28-13 defeat, Miami has now totaled 314 points on the season for an average of 24.1 points per game. The Dolphins' 24.1 average is on pace to be tied for the 10th-highest single season average in franchise history and most since the team averaged 24.3 in 1994.

DOLPHINS HIGHEST SCORING SEASONS

Season	G	Pts	Pts/G
1984	16	513	32.1
1972	14	385	27.5
1986	16	430	26.9
1985	16	428	26.8
1975	14	357	25.5
1995	16	398	24.9
1973	14	343	24.5
1994	16	389	24.3
1983	16	389	24.3
2014	13	314	24.1
1987	16	362	24.1

• **K Caleb Sturgis** converted a 46-yard field goal on the team's opening possession of the game. The drive went seven plays for 36 yards in 4:02. It was Miami's seventh opening possession score this season. In Week 1 vs. New England, RB Lamar Miller recorded a 4-yard touchdown reception, **Sturgis** converted a 41-yard field goal at Oakland (London) in Week 4, **Sturgis** converted a 48-yard field goal vs. Green Bay in Week 6, **TE Charles Clay** recorded a 6-yard touchdown reception vs. San Diego in Week 9, **Sturgis** converted a 38-yard field goal vs. Buffalo in Week 11 and **RB Daniel Thomas** recorded a 3-yard rushing touchdown at Denver in Week 12.

• The last time Miami scored on the opening possession of a game at least seven times in a season was in 2011 when the team did it eight times.

• The last time the Dolphins scored 10-or-more points in a first quarter was Sept. 15, 2013, when Miami jumped out to a 14-3 lead at Indianapolis.

• For the first time this season, the Miami defense held an opponent without a first down on their first three possessions of the game. The last time a Miami defense did not allow an opposing offense a first down on their first three possessions was a 24-21 win against Seattle (11/25/12).

• **WR Brian Hartline** hauled in a 3-yard touchdown pass from QB Ryan Tannehill in the first quarter. It was his second touchdown reception of the season and 12th of his career. The drive went 11 plays for 66 yards in 5:27.

• With his 227 passing yards today, **QB Ryan Tannehill** surpassed **Joe Flacco** and **Matt Ryan**, and moved into 9th place all-time for most passing yards for a player in their first three seasons in NFL history. He now has 10,251 passing yards in his career.

MOST PASSING YARDS IN FIRST THREE SEASONS OF CAREER, NFL HISTORY

Player	Years	Yards
1. Peyton Manning	1998-2000	12,287
2. Andrew Luck	2012-14	12,501
3. Dan Marino*	1983-85	11,431
4. Andy Dalton	2011-13	11,360
5. Cam Newton	2011-13	11,299
6. Carson Palmer	2004-06	10,768
7. Drew Bledsoe	1993-95	10,556
8. Jeff Garcia	1999-2001	10,360
9. Ryan Tannehill	2012-14	10,251
10. Joe Flacco	2008-10	10,206

• **QB Ryan Tannehill** now has 3,044 passing yards on the season. It is the third time in his career he has surpassed the 3,000-yard passing mark and joins **QB Dan Marino** (13 times) as the only quarterbacks in Dolphins history to have three or more seasons with 3,000-plus yards. Marino had a streak of nine consecutive seasons with 3,000 yards from 1984-92.

• **QB Ryan Tannehill** is the only quarterback in Dolphins history to accomplish the 3,000-yard mark in each of his first three NFL seasons.

• **QB Ryan Tannehill's** 3-yard touchdown pass to **WR Brian Hartline** was his 20th red zone touchdown pass of the season. Going into today's games, he trailed only Broncos **QB Peyton Manning** (23) and Patriots **QB Tom Brady** (22) for most red zone

touchdown passes in 2014.

• **QB Ryan Tannehill** completed 7-of-9 passes for 52 yards and a touchdown in the first quarter, good for a 127.8 passer rating. His 127.8 passer rating in the first quarter was the fifth highest in the first quarter of a game in his career.

Date	Opp	Att	Cmp	Pct	Yds	TD	Int	Rate
9/15/13	at Ind	5	4	80.0	113	1	0	158.3
10/19/14	at Chi	6	6	100.0	84	1	0	158.3
11/2/14	SD	6	6	100.0	63	1	0	150.0
9/7/14	NE	5	5	100.0	40	1	0	139.6
12/7/14	Bal	7	9	77.8	52	1	0	127.8

• **QB Ryan Tannehill** completed 10-of-14 passes for 88 yards and a touchdown in the first half, good for a 111.6 passer rating. His 111.6 passer rating in the first half was the sixth highest in the first half of a game in his career.

Date	Opp	Att	Cmp	Pct	Yds	TD	Int	Rate
10/19/14	at Chi	15	14	93.3	176	2	0	155.1
9/28/14	at Oak	19	17	89.5	204	2	0	146.5
11/4/12	at Ind	14	10	71.4	158	1	0	132.4
11/23/14	at Den	14	11	78.6	122	1	0	126.8
10/14/12	StL	15	11	73.3	108	1	0	115.4
12/7/14	Bal	14	10	71.4	88	1	0	111.6

• **CB R.J. Stanford** recorded his second career interception in the second quarter in the end zone. His other interception occurred on Jan. 1, 2012 at New Orleans as a member of the Carolina Panthers.

• **RB Lamar Miller's** five receptions for 36 yards today established a new career high. He has recorded four receptions four times in his career, most recently vs. Kansas City in Week 3 (24 yards).

• **DE Olivier Vernon** recorded a sack for a loss of five yards in the third quarter. It was his 6.5 sack of the season.

• **WR Jarvis Landry's** six receptions improved his season total to 63 receptions. He now needs 13 receptions to set the record for the most receptions by a rookie in franchise history and five catches to surpass the record of Jack Clancy (67 catches in 1967) for most receptions by a rookie wide receiver in team history.

MOST RECEPTIONS BY A DOLPHINS ROOKIE

RECS	PLAYER
75	Terry Kirby (1993), 874 yards - RB
67	Jack Clancy (1967), 868 yards
63	Jarvis Landry (2014), 573 yards
54	Davone Bess (2008), 554 yards
48	Troy Stradford (1987), 457 yards - RB
48	Chris Chambers (2001), 883 yards
44	Jim Kiick (1968), 422 yards - RB

• **LS John Denney** extended his consecutive games played streak to 157, most in franchise history.



WEEK 15 VS. NEW ENGLAND

GAME 14: NEW ENGLAND 41, MIAMI 13

SUNDAY, DEC. 14 • 1 P.M. ET • GILLETTE STADIUM • FOXBOROUGH, MASS.



GAME SUMMARY

The Dolphins had tremendous success in the third quarter in their first 13 games, but after trailing 14-13 at halftime, the Dolphins were outscored 24-0 in the third quarter in what became a 41-13 loss against the New England Patriots.

While New England clinched another AFC East title with the victory, the Dolphins saw their record drop to 7-7.

The Dolphins had the momentum going into halftime after scoring 10 points in the last 4:26 of the second quarter, including a 32-yard touchdown pass from Ryan Tannehill to Mike Wallace, to cut into their 14-3 deficit.

But the second half was a reversal of the season opener at Sun Life Stadium when the Dolphins outscored New England 23-0 on their way to a 33-20 victory.

The Dolphins were shut out in the second half for the first time all season, and the 24 points allowed in the third quarter represented their worst defensive scoring quarter since the 2012 opener against the Houston Texans.

The Dolphins shut out Pro Bowl tight end Rob Gronkowski in the first half, but had no answers for him in the third quarter. Gronkowski caught a 34-yard pass on the first snap of the quarter on a drive that ended with a touchdown; he caught a 27-yard touchdown on the first play after safety Patrick Chung intercepted a deflected pass; and he had a 35-yard reception on New England's third touchdown drive of the third quarter.

The Dolphins offense, meanwhile, couldn't put any points on the board in the second half. Miami did reach New England territory twice in the fourth quarter, including getting a first-and-goal, but turned the ball over on downs both times.

Even with the late 10-point burst in the second quarter, the halftime score was disappointing because of the way the Dolphins outplayed New England in the first two quarters.

The evidence comes in the Dolphins' big edge in total yards, 271-102.

But all it took was two plays to make the difference. The first came at the end of the Dolphins' opening drive when Jamie Collins blocked a 41-yard field goal attempt by Caleb Sturgis and Kyle Arrington returned the block 62 yards for a touchdown and an early 7-0 New England lead.

The second big play came on the Dolphins' first drive of the second quarter when safety Duron Harmon picked off a Tannehill pass and returned it 60 yards to the Dolphins 8-yard line, setting up Shane Vereen's 3-yard touchdown run to make it 14-3.

The Dolphins opened the game by going for — and connecting on — a deep ball, with Tannehill hitting Wallace for 50 yards to the New England 30-yard line.

But the drive stalled, leading to the blocked field goal attempt. The Dolphins had another scoring threat in the first quarter, but had to settle for Sturgis' 24-yard field goal after having a first-and-goal at the 10-yard line.

Sturgis added a 53-yard field goal in the second quarter on a drive where the biggest play was a 25-yard pass interference penalty against cornerback Brandon Browner on a pass intended for Jarvis Landry.

Landry ended up with 99 receiving yards on the day, while Wallace finished with 104 for the first 100-yard receiving game for a Dolphins player this season.

Wallace's touchdown with five seconds left in the second quarter came after the initial ruling of an incomplete pass was overturned after being reviewed. The replay showed Wallace coming down in bounds in the end zone after he cradled the ball in with only his left hand.

Unfortunately for the Dolphins, that would be their last highlight of the day.

SCORING

SCORE BY PERIODS	1	2	3	4	OT	Total
Miami Dolphins	3	10	0	0	0	13
New England Patriots	7	7	24	3	0	41

SCORING DRIVES

Team	Qtr	Time	Play Description (Extra Point) (Drive info)	MIA	NE
Patriots	1	12:36	K.Arrington 62 yd. return of blocked field goal (S.Gostkowski kick)	0	7
Dolphins	1	0:59	C.Sturgis 24 yd. Field Goal (9-60, 4:47)	3	7
Patriots	2	7:59	S.Vereen 3 yd. run (S.Gostkowski kick) (3-8, 0:42)	3	14
Dolphins	2	4:26	C.Sturgis 53 yd. Field Goal (7-38, 3:33)	6	14
Dolphins	2	0:05	M.Wallace 32 yd. pass from R.Tannehill (C.Sturgis kick) (1-32, 0:06)	13	14
Patriots	3	11:04	L.Blount 3 yd. run (S.Gostkowski kick) (8-79, 3:56)	13	21
Patriots	3	4:43	S.Gostkowski 35 yd. Field Goal (10-47, 4:03)	13	24
Patriots	3	4:30	R.Gronkowski 27 yd. pass from T.Brady (S.Gostkowski kick) (1-27, 0:05)	13	31
Patriots	3	1:29	J.Edelman 6 yd. pass from T.Brady (S.Gostkowski kick) (3-47, 1:19)	13	38
Patriots	4	6:20	S.Gostkowski 36 yd. Field Goal (11-67, 4:26)	13	41

TEAM STATISTICS

	DOLPHINS	PATRIOTS
TOTAL FIRST DOWNS	23	23
THIRD DOWN EFFICIENCY	3-16-19%	8-13-62%
FOURTH DOWN EFFICIENCY	3-5-60%	0-0-0%
TOTAL NET YARDS	384	395
NET YARDS RUSHING	76	108
NET YARDS PASSING	308	287
PASS ATTEMPTS-COMPLETIONS-HAD INTERCEPTED	47-29-2	35-21-1
KICKOFFS Number-In End Zone-Touchbacks	4-2-1	8-6-6
PUNTS Number and Average	4-39.8	3-48.0
FGs - PATs Had Blocked	1-0	0-0
TOTAL RETURN YARDAGE (Not Including Kickoffs)	34	100
PENALTIES Number and Yards	5-35	5-51
FUMBLES Number and Lost	3-0	1-0
TOUCHDOWNS	1	5
EXTRA POINTS Made-Attempts	1-1	5-5
FIELD GOALS Made-Attempts	2-3	2-2
RED ZONE EFFICIENCY	0-3-0%	3-5-60%
GOAL TO GO EFFICIENCY	0-2-0%	3-3-100%
SAFETIES	0	0
TIME OF POSSESSION	33:46	26:14

INDIVIDUAL STATISTICS

RUSHING (Att-Yds): Miami, L. Miller 16-47, R. Tannehill 3-21, Dn. Thomas 2-5, R. Matthews 1-3, M. Wallace 1-0. New England, J. Gray 11-62, T. Brady 3-18, L. Blount 8-17, J. Edelman 1-6, S. Vereen 6-5.

PASSING (C-A-Y-TD-I): Miami, R. Tannehill 29-47-346-1-2. New England, T. Brady 21-35-287-2-1.

RECEIVING (Rec-Yds): Miami, J. Landry 8-99, C. Clay 6-59, M. Wallace 5-104, B. Gibson 3-29, Dn. Thomas 2-20, R. Matthews 2-16, D. Williams 2-9, L. Miller 1-10. New England, J. Edelman 7-88, B. LaFell 6-66, R. Gronkowski 3-96, L. Blount 2-7, S. Vereen 1-12, D. Amendola 1-11, J. Gray 1-7.

SACKS (Sk-Yds): Miami, none. New England, Cha. Jones 1.5-21.5, S. Siliga 1-2, R. Ninkovich 1-9, D. Hightower 0.5-5.5.

INTERCEPTIONS (Int-Yds): Miami, J. Trusnik 1-0. New England, D. Harmon 1-60, PP. Chung 1-10.

TACKLES (S-A-T): Miami, K. Sheppard 7-3-10, P. Wheeler 4-4-8, J. Wilson 5-2-7, J. Trusnik 4-3-7, R. Jones 5-1-6, W. Aikens 3-1-4, E. Mitchell 1-3-4, J. Odrick 1-1-2, D. Shelby 1-1-2, O. Vernon 1-1-2, B. Grimes 0-2-2, C. Finnegan 1-0-1, C. Wake 1-0-1, T. Fede 0-1-1, R. Starks 0-1-1. New England, P. Chung 5-5-10, D. Hightower 4-4-8, Cha. Jones 4-3-7, S. Siliga 2-4-6, V. Wilfork 5-0-5, B. Browner 5-0-5, J. Collins 4-1-5, D. McCourty 3-2-5, R. Ninkovich 3-0-3, M. Butler 2-0-2, D. Revis 2-0-2, L. Ryan 2-0-2, J. Casillas 1-1-2, K. Arrington 1-0-1, A. Ayers 1-0-1, Chr. Jones 1-0-1.

Missed Field Goals: Minnesota, none. Miami, 56SH



WEEK 15 POSTGAME NOTES VS. PATRIOTS

- After today's 41-13 defeat, Miami is now 51-45 all-time against New England.
- After today's game, Miami is now 154-135-2 all-time against the teams currently in the AFC North in the regular season.

MIAMI VERSUS OTHER NFL DIVISIONS, REGULAR SEASON

Division	Wins	Losses	Ties	Win %
NFC West	32	13	0	.711
NFC North	31	16	0	.660
NFC South	23	15	0	.605
AFC South	66	49	0	.578
AFC North	38	30	0	.559
AFC West	54	46	2	.540
NFC East	23	20	0	.535
AFC East	154	135	2	.533
Total	422	324	4	.566

- The 150 yards gained by the Dolphins in the first quarter of today's game against the Patriots marks the most yards accumulated by the Miami offense in the opening quarter in 2014.

- With his 346 passing yards today, **QB Ryan Tannehill** surpassed **Jeff Garcia** and **Drew Bledsoe** and moved into seventh place all-time for most passing yards for a player in their first three seasons in NFL history. He now has 10,597 passing yards in his career.

MOST PASSING YARDS IN FIRST THREE SEASONS OF CAREER, NFL HISTORY

Player	Years	Yards
1. Peyton Manning	1998-2000	12,287
2. Andrew Luck	2012-14	12,207
3. Dan Marino*	1983-85	11,431
4. Andy Dalton	2011-13	11,360
5. Cam Newton	2011-13	11,299
6. Carson Palmer	2004-06	10,768
7. Ryan Tannehill	2012-14	10,597
8. Drew Bledsoe	1993-95	10,556
9. Jeff Garcia	1999-2001	10,360
10. Joe Flacco	2008-10	10,206

- **QB Ryan Tannehill** completed 29-of-47 passes for 346 yards, one touchdowns and two interceptions. His 346 passing yards were the second-most of his career and the seventh time he has surpassed 300 passing yards. Additionally, his seven 300-yard passing games are tied with **QB Chad Henne** for the second most career games with 300 passing yards in franchise history.

TANNEHILL 300-PASSING YARD GAMES

Date	Opp	Att	Cmp	Pct	Yds	TD	Int	Rate
9/30/12	at Ari	41	26	63.4	431	1	2	86.5
12/14/14	at NE	47	29	61.7	346	1	2	73.5
12/1/13	at NYJ	43	28	65.1	331	2	1	94.2
9/15/13	at Ind	34	23	67.6	319	1	0	107.4
12/15/13	NE	37	25	67.6	312	3	0	120.6
11/24/13	Car	42	28	66.7	310	1	1	86.4
10/6/13	Bal	40	21	52.5	307	1	0	86.1

- **QB Ryan Tannehill** completed 7-of-9 passes for 101 yards in the first quarter. His 101 passing yards were the third-most in his career in the first quarter of a game.

- **QB Ryan Tannehill's** 15-yard run in the first quarter today was his 27th career run of 10-plus yards. He now holds the team record for career runs of 10-or-more yards by a quarterback. He had been tied with **QB Jay Fielder** at 26.

- **WR Rishard Matthews** recorded a 3-yard rush in the first quarter. It was the first rushing attempt of his career.

- **LB Jason Trusnik** recorded his first career interception in the first quarter against Patriots **QB Tom Brady**. It was 107th career game played and 25th start (10th with Miami).

- **LB Jason Trusnik's** interception was the first by a Dolphins linebacker this season. The most recent had been by **LB Dannell Ellerbe** off a Jets **QB Geno Smith** pass with 32 seconds left in the first half to set up a **K Caleb Sturgis** field goal with nine seconds left in the half at N.Y. Jets on Dec. 1, 2013.

- **TE Charles Clay** recorded four receptions for 52 yards in the first half. His four receptions were tied for the second most in the first half of a game in his career. His most in a first half was seven receptions for 80 yards at the New York Jets on Dec. 1, 2013.

- **K Caleb Sturgis** converted a 53-yard field goal in the second quarter. It was the second longest field goal of his career.

STURGIS CAREER LONG FIELD GOALS

Date	Opp	Lg
9/15/13	at Ind	54
12/14/14	at NE	53
10/27/13	at NE	52
9/21/14	KC	51
9/22/13	Atl	50
11/9/14	at Det	50

- **RB Lamar Miller's** 51 rushing yards on 13 carries in the first half were the fifth-most rushing yards in the first half of a game in his career.

- **WR Mike Wallace** recorded a 32-yard touchdown reception in the second quarter. It was his eighth touchdown reception of the season. His eight touchdown receptions are tied for his second-most in a season (2011 and 2012).

- **WR Mike Wallace's** eight touchdown receptions this season are the most by a Dolphins receiver since Chris Chambers had 11 touchdown receptions in 2005.

- **WR Mike Wallace's** 32-yard touchdown reception is the longest scoring catch by a Dolphins receiver this season. The previous long was 21 yards by WR Rishard Matthews against San Diego on Nov. 2.

- **WR Mike Wallace's** 32-yard touchdown reception improved his career total to 45, most among AFC wide receivers since he entered the NFL in 2009.

- **WR Mike Wallace's** 89 receiving yards are his third most in an opening half in his Dolphins career, behind 110 yards vs. Carolina (11/24/13) and 99 yards vs. Baltimore (10/6/13).

- **WR Mike Wallace** finished the game with five receptions for 104 yards. His 104 receiving yards are the most he has recorded this season.

- **WR Mike Wallace** recorded a 50-yard reception on the game's first play from scrimmage, matching the longest play from scrimmage this season for Miami (50-yard reception by Wallace on Oct. 26 at Jacksonville).

- **LB Kelvin Sheppard** made his first start as a member of the Miami Dolphins today. He finished the game with 10 tackles (seven solo). His 10 tackles were the second most in a game in his career. The most he has recorded in a game is 14 (11 solo) on Dec. 11, 2011 as a member of the Buffalo Bills.

- **WR Jarvis Landry** tied a career high with eight receptions for a career-high 99 yards. His previous high for receptions was eight receptions for 68 yards at the New York Jets in Week 13 and his previous high for receiving yards was 75 yards vs. Green Bay on Oct. 12. Further, his eight receptions were tied for the fourth-most by a rookie in a game in franchise history.

MOST RECEPTIONS BY ROOKIE

Recs	Player
10	Rob Konrad (12/2/00 at Washington), 68 yards
9	Terry Kirby (12/19/93 vs. Buffalo), 148 yards
9	Davone Bess (12/7/08 vs. Buffalo at Toronto), 74 yards
8	Jarvis Landry (12/14/14) at New England, 99 yards
8	Jarvis Landry (12/1/14 at N.Y. Jets), 68 yards

- **WR Jarvis Landry's** eight receptions moved him ahead of Jack Clancy for second-most receptions by a rookie and most for a wide receiver in franchise history.

MOST RECEPTIONS BY A DOLPHINS ROOKIE

RECS	PLAYER
75	Terry Kirby (1993), 874 yards - RB
71	Jarvis Landry (2014), 672 yards
67	Jack Clancy (1967), 868 yards
54	Davone Bess (2008), 554 yards
48	Troy Stradford (1987), 457 yards - RB
48	Chris Chambers (2001), 883 yards
44	Jim Kiick (1968), 422 yards - RB

- **WR Jarvis Landry's** 159 all-purpose yards (672 receiving, 1,008 returning, -4 rushing) are the fourth most all-purpose yards by a Miami rookie.

MOST ALL-PURPOSE YARDS BY A ROOKIE, DOLPHINS HISTORY

PLAYER	YEAR	ALL-PURPOSE	RUSH	REC.	RET.
1. Ted Ginn Jr.	2007	2,086	3	420	1,663
2. Wes Welker	2004	1,777	0	0	1,777
3. Chris Chambers	2001	1,683	-11	883	811
4. Jarvis Landry	2014	1,676	-4	672	1,008

- **WR Jarvis Landry** recorded eight today for 99 yards. It was his seventh-consecutive game with five-or-more receptions, most for Miami since O.J. McDuffie ended the 1998 season with eight consecutive games with at least five catches.

LANDRY LAST SEVEN GAMES

Date	Opp	Rec	Yds	Avg	TD
11/2/14	SD	5	46	9.2	1
11/9/14	at Det	7	53	7.6	0
11/13/14	Buf	5	46	9.2	1
11/23/14	at Den	7	50	7.1	2
12/1/14	at NYJ	8	68	8.5	0
12/7/14	Bal	6	55	9.2	0
12/14/14	at NE	8	99	12.4	0

- **WR Jarvis Landry** returned a punt 32 yards in the second quarter, establishing a new career high for a punt return. His previous high was 21 yards recorded on Nov. 2 vs. San Diego.

- **LS John Denney** extended his consecutive games played streak to 158, most in franchise history.



WEEK 16 VS. MINNESOTA

GAME 15: MIAMI 37, MINNESOTA 35

SUNDAY, DEC. 21 • 1 P.M. ET • SUN LIFE STADIUM • MIAMI GARDENS, FLA.



GAME SUMMARY

The Dolphins refused to give up Sunday and in the end were rewarded in one of the wildest games at Sun Life Stadium in a long time.

Terrence Fede blocked a punt through the end zone for a safety with 41 seconds left to give the Dolphins a 37-35 victory in a game that had a little bit of everything.

The safety, coming on the Dolphins' team-record third blocked punt of the season, came shortly after Ryan Tannehill threw a 3-yard touchdown pass to Damien Williams to tie the score 35-35.

It was Tannehill's fourth touchdown pass of the game, the most by a Dolphins quarterback since Dan Marino did it in 1998.

Williams' score came after Minnesota had scored two touchdowns in six seconds to turn a 28-20 Dolphins lead into a 35-28 deficit.

The game featured several outstanding individual offensive performances for the Dolphins, including Tannehill passing for 396 yards. In addition, Mike Wallace had two touchdown passes to give him 10 on the season; Charles Clay had six catches for a career-high 114 yards; and Jarvis Landry had six catches to set a Dolphins rookie record for receptions in a season with his eight catches.

Landry now has 79 receptions on the season, surpassing the mark of 75 set by running back Terry Kirby in 1993.

The game-winning safety followed a three-and-out series by Minnesota that featured Cameron Wake getting a sack, his second of the game, on third down.

Matt Asiata gave Minnesota the 35-28 lead one play after Minnesota recovered a Jarvis Landry fumble on the kickoff that followed another touchdown and two-point conversion that had tied the game 28-28.

On the two-point conversion, Dolphins defensive end Olivier Vernon was flagged for roughing to put the ensuing kickoff at midfield. Landry fielded the kick at the goal line but lost it when he lost his balance and stumbled.

The Dolphins took the lead for the first time at 21-17 on the first play of the fourth quarter when Miller went in practically untouched on a 1-yard run on third-and-goal.

It started a crazy fourth quarter where the Dolphins outscored Minnesota 23-18.

The Dolphins (8-7) began their second-half comeback after holding Minnesota to a three-and-out. The offense then drove 80 yards on six plays, the big one a 41-yard completion from Tannehill to Clay.

On second-and-goal from the 16, Wallace added another spectacular touchdown to his collection this season when he caught a deflected pass near the sideline at the 2, then spun around and dove into the end zone while reaching out with the ball in his right hand.

The touchdown was upheld after review and made the score 17-14.

Wallace's second touchdown came on a 7-yard pass on third-and-goal and gave the Dolphins a 28-20 lead after Blair Walsh had cut into their 21-17 lead with a 33-yard field goal.

The first half overall was pretty forgettable for the Dolphins, although it did feature an impressive 92-yard drive capped by a 14-yard touchdown pass from Tannehill to tight end Dion Sims.

The big play of the drive was a 33-yard completion to Clay from the Dolphins 22 to the Vikings 45.

The Dolphins moved into Minnesota territory on their first two offensive possessions, but mistakes at key times kept them from putting any points on the board.

The second drive ended at the Minnesota 44-yard line when Tannehill's third-down pass fell incomplete after there seemed to be some confusion on the route.

On third-and-4 from the Minnesota 32 on the first drive of the game, there seemed to be some confusion after Tannehill took a shotgun snap and the result was a sack that left the Dolphins to try to a 56-yard field goal attempt, which fell short.

Starting at its own 46 following the missed field goal, Minnesota scored after a 54-yard drive that ended with five consecutive runs by Asiata, including a 1-yard touchdown on third-and-goal.

Minnesota increased its lead to 14-0 early in the second quarter, three plays after safety Harrison Smith intercepted Tannehill after smothering a screen pass attempt while coming on a blitz.

The touchdown came on a 21-yard pass from Bridgewater to veteran wide receiver Greg Jennings.

The 17-7 halftime deficit actually could have been bigger had the Dolphins not stopped two Minnesota plays from the 1-yard line in the final seconds of the first half, forcing Minnesota to settle for a short field goal.

That set the stage for what would become a wild second half.

SCORING

SCORE BY PERIODS	1	2	3	4	OT	Total
Minnesota	7	10	0	18	0	35
Miami	0	7	7	23	0	37

SCORING DRIVES

Team	Qtr	Time	Play Description (Extra Point) (Drive info)	MIN	MIA
Vikings	1	4:23	M.Asiata 1 yd. run (B.Walsh kick) (10-54, 5:36)	7	0
Vikings	2	11:34	G.Jennings 21 yd. pass from T.Bridgewater (B.Walsh kick) (3-23, 0:49)	14	0
Dolphins	2	4:53	D.Sims 14 yd. pass from R.Tannehill (C.Sturgis kick) (12-92, 6:41)	14	7
Vikings	2	0:02	B.Walsh 18 yd. Field Goal (10-86, 1:04)	17	7
Dolphins	3	8:29	M.Wallace 16 yd. pass from R.Tannehill (C.Sturgis kick) (6-80, 4:03)	17	14
Dolphins	4	14:57	L.Miller 1 yd. run (C.Sturgis kick) (9-64, 3:39)	17	21
Vikings	4	9:52	B.Walsh 33 yd. Field Goal (9-64, 5:05)	20	21
Dolphins	4	6:39	M.Wallace 7 yd. pass from R.Tannehill (C.Sturgis kick) (8-80, 3:13)	20	28
Vikings	4	4:46	J.Wright 8 yd. pass from T.Bridgewater (M.Asiata run) (5-60, 1:53)	28	28
Vikings	4	4:35	M.Asiata 5 yd. run (B.Walsh kick) (1-5, 0:05)	35	28
Dolphins	4	1:11	D.Williams 3 yd. pass from R.Tannehill (C.Sturgis kick) (11-80, 3:24)	35	35
Dolphins	4	0:41	Punt blocked by T.Fede out of bounds in end zone for a Safety	35	37

TEAM STATISTICS

	VIKINGS	DOLPHINS
TOTAL FIRST DOWNS	20	36
THIRD DOWN EFFICIENCY	7-12-58%	9-13-69%
FOURTH DOWN EFFICIENCY	0-0-0%	0-0-0%
TOTAL NET YARDS	357	493
NET YARDS RUSHING	119	116
NET YARDS PASSING	238	377
PASS ATTEMPTS-COMPLETIONS-HAD INTERCEPTED	26-19-1	47-35-1
KICKOFFS Number-In End Zone-Touchbacks	8-6-4	6-4-2
PUNTS Number and Average	4-37.8	2-38.5
FGs - PATs Had Blocked	0-0	0-0
TOTAL RETURN YARDAGE (Not Including Kickoffs)	11	2
PENALTIES Number and Yards	8-74	7-54
FUMBLES Number and Lost	0-0	2-1
TOUCHDOWNS	4	5
EXTRA POINTS Made-Attempts	4-4	5-5
FIELD GOALS Made-Attempts	2-2	0-1
RED ZONE EFFICIENCY	3-5-60%	5-5-100%
GOAL TO GO EFFICIENCY	3-4-75%	3-3-100%
SAFETIES	0	1
TIME OF POSSESSION	26:54	33:06

INDIVIDUAL STATISTICS

RUSHING (Att-Yds): Minnesota, M. Asiata 16-58, J. Wright 1-27, J. Banyard 5-23, T. Bridgewater 5-13, C. Patterson 1(-)-2. Miami, L. Miller 19-92, D. Williams 3-18, L. James 1-5, R. Tannehill 5-1.

PASSING (C-A-Y-TD-I): Minnesota, T. Bridgewater 19-26-259-2-1. Miami, R. Tannehill 35-47-396-4-1.

RECEIVING (Rec-Yds): Minnesota, G. Jennings 3-56, Ch. Johnson 3-38, J. Wright 3-38, M. Asiata 3-19, R. Ellison 2-47, J. Banyard 2-9, C. Ford 1-22, C. Patterson 1-18, A. Thielen 1-12. Miami, J. Landry 8-31, C. Clay 6-114, D. Williams 6-50, L. Miller 5-58, M. Wallace 5-58, D. Sims 3-35, B. Gibson 2-50.

SACKS (Sk-Yds): Minnesota, T. Johnson 1-13, C. Greenway 0.5-3, S. Floyd 0.5-3. Miami, C. Wake 2-9, D. Jordan 1-7, D. R. Starks 1-5.

INTERCEPTIONS (Int-Yds): Minnesota, H. Smith 1-11. Miami, D. Shelby 1-2.

TACKLES (S-A-T): Minnesota, R. Blanton 9-2-11, G. Hodges 6-0-6, H. Smith 5-0-5, J. Brinkley 5-0-5, X. Rhodes 5-0-5, L. Joseph 3-1-4, A. Sendejo 3-0-3, C. Greenway 2-1-3, S. Floyd 2-1-3, C. Munnerlyn 2-1-3, J. Robinson 2-0-2, B. Robison 2-0-2, A. Cole 2-0-2, T. Johnson 1-0-1, E. Griffen 1-0-1, C. Wooton 1-0-1, B. Watts 1-0-1. Miami, K. Misi 6-1-7, J. Wilson 6-0-6, J. Jenkins 5-1-6, R. Jones 5-0-5, C. Wake 4-0-4, J. Taylor 3-0-3, B. Grimes 3-0-3, J. Odrick 3-0-3, D. Jordan 2-0-2, R. Starks 2-0-2, D. Shelby 2-0-2, C. Finnegan 2-0-2, E. Mitchell 1-0-1, P. Wheeler 1-0-1, J. Trusnik 1-0-1.

Missed Field Goals: Miami, C. Sturgis 41B. New England, none.



WEEK 16 POSTGAME NOTES VS. MINNESOTA

- Today's paid attendance was 66,203.
- With today's 37-35 win, Miami is now 7-4 in regular season action against the Vikings.
- After today's game, Miami is now 32-16 against the teams currently in the NFC North in the regular season.
- After today's 37-35 win, Miami has now totaled 364 points on the season for an average of 24.3. The Dolphins' 24.3 average is on pace to be tied for the eighth-highest single season average in franchise history and most since the team averaged the same amount in 1994.
- With Miami's 28 rushing attempts for 116 yards (4.14 avg.) and one touchdown, the team improved to 7-0 when carrying the ball 24-or-more times in a game this season.
- The 41 combined points today (Miami 23, Minnesota 18) in the fourth quarter are the most ever combined in a fourth quarter in team history, breaking the previous record of 39 points at Indianapolis on Oct. 10, 1999 (Miami 25, Indianapolis 14). Additionally, it is the second most combined points in any quarter in franchise history (42 points in the second quarter at the New York Jets on Sept. 21, 1986 – New York Jets 28, Miami 14).
- With his 396 passing yards today, **QB Ryan Tannehill** surpassed **Carson Palmer** and moved into sixth place all-time for most passing yards for a player in their first three seasons in NFL history. He now has 10,993 passing yards in his career.
- **QB Ryan Tannehill** completed 35-of-47 passes for 396 yards, four touchdowns and one interception. His 396 passing yards made it the eighth time in his career that he has passed for 300-or-more yards in a game, moving him past **QB Chad Henne** for sole possession of second-most games with 300-or-more passing yards in franchise history. Additionally, the 396 yards were the second most in a game in his career.
- **QB Ryan Tannehill's** 118.8 passer rating was the 10th time in his career that he surpassed the 100.0 passer rating mark. Additionally, it was his sixth time this season, which are the most in a season by a Dolphins quarterback since Chad Pennington did it eight times in 2008.
- **QB Ryan Tannehill's** 7-yard touchdown pass in the fourth quarter to **WR Mike Wallace** was his 25th touchdown pass of the season, establishing a new career high. He later threw a 3-yard touchdown pass to RB Damien Williams improving his season total to 26 passing touchdowns. He had thrown 24 touchdown passes in 2013. Tannehill joins Hall of Fame **QB Dan Marino** as the only quarterbacks in Dolphins history to throw 25-or-more touchdown passes in a season.
- **QB Ryan Tannehill's** four touchdown passes today were a career high and the most by a Dolphins quarterback since Dan Marino threw four touchdown passes vs. the Denver Broncos on Dec. 21, 1998.
- **QB Ryan Tannehill's** 35 completions established a new career high in a game. His previous high was 31 at Buffalo on Sept. 14. His 35 completions were tied for the third most in a game in franchise history and were the most since **QB Chad Henne** had 35 completions on Dec. 27, 2009 vs. Houston (on 55 attempts).
- **QB Ryan Tannehill** recorded his second fourth-quarter comeback victory this season after today's win. It was the seventh in his career.
- **RB Lamar Miller's** 24 receiving yards on two receptions in the first quarter were the most receiving yards he has recorded in the first quarter of a game in his career. His previous high was 21 receiving yards vs. Baltimore on Dec. 7.
- **RB Lamar Miller's** 52 receiving yards on four receptions in the first half were the most for a Dolphins running back in the first half of a game since RB Ricky Williams recorded 62 yards on two receptions against the New York Jets on Oct. 12, 2009.
- **RB Lamar Miller** recorded five receptions for 58 receiving yards, establishing a new career high for receiving yards in a game. His previous high was 40 yards on three receptions vs. Green Bay on Oct. 12. His five receptions tied his career high, recorded on Dec. 7 vs. Baltimore.
- **RB Lamar Miller** recorded 11 carries for 52 yards in the first half. His 52 yards were tied for the fourth-most in the first half of a game in his career.
- **RB Lamar Miller** finished the game with 19 carries for 92 yards. His 92 yards were the third-most in a game in his career.
- **RB Lamar Miller** recorded his seventh rushing touchdown of the season on a 1-yard run in the fourth quarter, continuing to improve upon his career high in rushing touchdowns.
- **TE Charles Clay** recorded six receptions for 114 receiving yards, establishing a new career high for receiving yards. His previous high was 109 yards on five receptions at Indianapolis on Sept. 15, 2013.
- **TE Charles Clay's** 114 yards today were the second-most by a tight end in a game in franchise history. The only tight end with more yards in a game is Ferrell Edmunds, who had 117 yards at the N.Y. Jets on Nov. 27, 1988.
- **TE Charles Clay's** six receptions were tied for the second-most in a game in his career.
- **TE Charles Clay** caught his longest pass of the season, 41 yards, in the third quarter.
- **TE Dion Sims** established a new career-high with his second touchdown catch of the season, a 14-yard pass in the second quarter.
- **DE Cameron Wake** recorded a sack in the second quarter for a loss of five yards and another in the fourth quarter for a loss of four yards. He now has 11.5 sack on the season and it's the third time in his career he has recorded double digit sacks in a season (14.0 in 2010 and 15.0 in 2012).
- With his 11.5 sacks this season, **DE Cameron Wake** became the fourth Dolphins player

since sacks became an official statistic in 1982 to record double digit sacks in at least three seasons with the team – **Jason Taylor** (six seasons), **Trace Armstrong** (three seasons) and **Jeff Cross** (three seasons).

- **DE Cameron Wake's** two sacks today were the 13th time in his career that he has recorded two-or-more sacks in a game.
- **WR Mike Wallace** recorded a 16-yard touchdown reception on the opening possession of the second half. The drive went six plays for 80 yards in 4:03. It was Miami's seventh scoring drive on the opening possession of the second half (Week 1 vs. New England – **K Caleb Sturgis** 24-yard field goal, Week 2 at Buffalo – **Sturgis** 34-yard field goal, Week 3 vs. Kansas City – **WR Brian Hartline** 1-yard touchdown reception, Week 6 vs. Green Bay – **WR Jarvis Landry** 11-yard touchdown reception, Week 7 at Chicago – **RB Lamar Miller** 2-yard touchdown run, Week 9 – **WR Rishard Matthews** recorded a 21-yard touchdown reception and Week 12 – **Sturgis** 44-yard field goal). Heading into today, Miami's 37 points on the opening possession of the second half were the fourth most in the NFL.
- **WR Mike Wallace** recorded a 16-yard touchdown reception in the third quarter and later recorded a 7-yard touchdown in the fourth quarter, improving his season total to 10 touchdown receptions. His 10 touchdown receptions tie his most in a season (10 in 2010 as a member of the Pittsburgh Steelers).
- **WR Mike Wallace's** 16-yard and 7-yard touchdown receptions improved his career total to 47, most among AFC wide receivers since he entered the NFL in 2009.
- **WR Mike Wallace's** 10 touchdown receptions this season are the most by a Dolphins receiver since **Chris Chambers** had 11 touchdown receptions in 2005.
- **WR Mike Wallace's** 10 touchdown receptions are tied for the 11th-most in franchise history.
- **DE Dion Jordan** recorded his first sack of the season for a loss of seven yards in the third quarter.
- **DE Derrick Shelby** recorded the first interception of his career in the third quarter and returned it two yards.
- **DE Derrick Shelby** became the first Dolphins defensive lineman to record an interception since **DT Randy Starks** recorded one at Cincinnati on Oct. 7, 2012.
- **DT Randy Starks** recorded a sack for a loss of five yards in the fourth quarter, improving his season total to 3.5.
- **RB Damien Williams** recorded his first career touchdown on a 3-yard receptions in the fourth quarter.
- **DE Terrence Fede** blocked a punt in the fourth quarter in the end zone. It was the third blocked punt of the season by the Dolphins. **LB Chris McCain** blocked a punt in Week 1 vs. New England and **LB Jonathan Freeny** blocked a punt in Week 6 vs. Green Bay. The three blocked punts on the season establish a new franchise record for most blocked punts in a season, passing the previous mark of two set by the 1972, 1973, 1974, 1978, 1991, 1996 and 2011 teams.
- After **DE Terrence Fede's** blocked punt, Miami has now recorded a total of five blocked kicks on the season (**LB Chris McCain** blocked a punt in Week 1 vs. New England, **LB Jonathan Freeny** blocked a punt in Week 6 vs. Green Bay, **DE Olivier Vernon** blocked a 48-yard field goal at Jacksonville in Week 8 and **DT Earl Mitchell** blocked a 42-yard field goal at Detroit in Week 10). The Dolphins' five blocked kicks are the most since the team blocked seven in 1977.
- **LB Jelani Jenkins** surpassed 100 total tackles this season today. He recorded six tackles and now has 103 total.
- With his five points scored today, **K Caleb Sturgis** has now totaled 122 points (28 field goals and 38 extra points) and surpassed **Pete Stoyanovich** for the third-most points in a season in franchise history.
- **DT Jared Odrick** recorded three solo tackles vs. Minnesota, giving him 100 for his career.
- **WR Jarvis Landry's** eight receptions today moved him ahead of **Terry Kirby** for most receptions by a rookie in franchise history. He now has 79.
- **WR Jarvis Landry** caught eight passes for 31 yards vs. Minnesota, raising his season total to 79 receptions and moving him past Terry Kirby for eighth-most receptions by a rookie receiver in NFL history. Odell Beckham is currently still playing today.
- **WR Jarvis Landry's** 31 receiving yards today improved his climb among the all-time leaders in receiving yards for a rookie in Dolphins history and he now needs 165 yards to finish in the top three.
- **WR Jarvis Landry** tied a career high with eight receptions for 31 yards. His previous high was eight receptions for 68 yards at the New York Jets in Week 13. Further, his eight receptions were tied for the fourth-most by a rookie in a game in franchise history.
- **WR Jarvis Landry's** 76 all-purpose yards today (31 receiving, 45 returning, zero rushing) moved him past Chris Chambers for third most all-purpose yards by a Miami rookie. He now has 1,752 total yards.
- **WR Jarvis Landry's** eight receptions today moved him past Lorenzo Booker for second-most receptions by a rookie in a month. Thus far in December, Landry has recorded 30 receptions for 253 yards and zero touchdowns.
- **LS John Denney** extended his consecutive games played streak to 159, most in franchise history.



WEEK 17 VS. NEW YORK JETS

GAME 16: NEW YORK 37, MIAMI 24

SUNDAY, DEC. 28 • 1 P.M. ET • SUN LIFE STADIUM • MIAMI GARDENS, FLA.



GAME SUMMARY

The Dolphins came up short in their attempt to finish the season with a winning record, but there still were plenty of memorable moments in the regular season finale at Sun Life Stadium.

Running back Lamar Miller highlighted a game of big plays in the 37-24 loss against the New York Jets on Sunday with an electrifying 97-yard touchdown run that set a franchise record and put him over 1,000 yards for the season.

With the loss, the Dolphins ended the season with an 8-8 record and in third place in the AFC East, and they also missed out on a chance to sweep the Jets for the first time since 2009.

Miller's run, which came one play after the Dolphins stopped the Jets on fourth-and-1, was the third-longest in NFL history behind a 99-yard run by Dallas' Tony Dorsett in 1982 and a 98-yard run by Green Bay's Ahmad Green in 2003.

Miller easily topped the previous Dolphins record of 77 yards, first set by Leroy Harris in 1977 and matched by Keith Byars on Thanksgiving Day 1993.

The 97-yard run helped Miller finish with a career-high 178 yards, the sixth-highest total in Dolphins history.

Quarterback Ryan Tannehill also reached 4,000 passing yards on the season and broke Dan Marino's single-season record for completions when he hit rookie Jarvis Landry for an 11-yard gain late in the third quarter.

Tannehill also hooked up with Landry when he passed 4,000 yards, a 17-yard completion on the Dolphins' first offensive play of the fourth quarter.

It marks the first time in franchise history the Dolphins have a 4,000-yard passer and a 1,000-yard rusher in the same season.

The Jets won with 13 unanswered points in the fourth quarter, including a field goal with 31 seconds left.

The biggest play, though, was a 38-yard completion from Ryan Quigley to Zach Sudfeld off a fake punt that set up a 23-yard touchdown pass from Geno Smith to tight end Jeff Cumberland.

Smith, the former Miramar High School star, passed for a career-high 358 yards and three touchdowns for the Jets.

The first half Sunday ended with the Dolphins leading 17-14 after Tannehill threw a 23-yard touchdown pass to tight end Charles Clay with 43 seconds left in the second quarter, but things really got wild in the second half.

It began with an 87-yard kickoff return by the Jets' Chris Owusu, and also included Miller's 97-yard run, a 74-yard Jets touchdown pass from Smith to Eric Decker, a 33-yard completion from Tannehill to Brian Hartline, a 50-yard reception by Decker and a 33-yard completion from Smith to Jeremy Kerley.

Decker finished the game with 221 receiving yards, the highest regular season total ever by a Dolphins opponent.

Owusu, who was promoted from the Jets practice squad earlier this month, gave New York a 7-3 lead in the first quarter by starting a drive with a 36-yard completion and ending it with a 23-yard touchdown run on an end-around.

The Dolphins regained the lead early in the second quarter after Jason Trusnik recovered a Smith fumble at the Jets 21-yard line. Five plays after the turnover, Daniel Thomas scored on a 1-yard run. A 40-yard completion from Smith to Decker set up an 8-yard touchdown catch by running back Chris Ivory that gave the Jets a 17-14 lead.

Clay's touchdown at the end of the first half capped a 93-yard touchdown that featured six completions by Tannehill, including a 16-yard hook-up with Hartline on third-and-15 from midfield.

SCORING

SCORE BY PERIODS	1	2	3	4	OT	Total
New York	7	7	10	13	0	37
Miami	3	14	7	0	0	24

SCORING DRIVES

Team	Qtr	Time	Play Description (Extra Point) (Drive info)	NYJ	MIA
Dolphins	1	6:13	C.Sturgis 37 yd. Field Goal (8-46, 4:18)	0	3
Jets	1	3:11	C.Owusu 23 yd. run (N.Folk kick) (6-78, 3:02)	7	3
Dolphins	2	10:44	Dn. Thomas 1 yd. run (C.Sturgis kick) (5-21, 2:43)	7	10
Jets	2	6:44	C.Ivory 8 yd. pass from G.Smith (N.Folk kick) (7-79, 4:00)	14	10
Dolphins	2	0:43	C.Clay 23 yd. pass from R.Tannehill (C.Sturgis kick) (11-93, 2:49)	14	17
Dolphins	3	12:51	L.Miller 97 yd. run (C.Sturgis kick) (1-97, 0:14)	14	24
Jets	3	11:35	E.Decker 74 yd. pass from G.Smith (N.Folk kick) (3-80, 1:16)	21	24
Jets	3	6:35	N.Folk 26 yd. Field Goal (7-56, 2:54)	24	24
Jets	4	14:12	N.Folk 23 yd. Field Goal (11-78, 5:08)	27	24
Jets	4	3:22	J.Cumberland 23 yd. pass from G.Smith (N.Folk kick) (6-73, 2:24)	34	24
Jets	4	0:31	N.Folk 39 yd. Field Goal (4-0, 1:40)	37	24

TEAM STATISTICS

	JETS	DOLPHINS
TOTAL FIRST DOWNS	18	23
THIRD DOWN EFFICIENCY	6-14-43%	4-13-31%
FOURTH DOWN EFFICIENCY	1-2-50%	0-1-0%
TOTAL NET YARDS	494	387
NET YARDS RUSHING	104	179
NET YARDS PASSING	390	208
PASS ATTEMPTS-COMPLETIONS-HAD INTERCEPTED	27-21-0	39-23-0
KICKOFFS Number-In End Zone-Touchbacks	8-6-3	5-2-1
PUNTS Number and Average	2-44.0	5-50.0
FGs - PATs Had Blocked	0-0	0-0
TOTAL RETURN YARDAGE (Not Including Kickoffs)	41	0
PENALTIES Number and Yards	5-40	5-40
FUMBLES Number and Lost	1-1	1-1
TOUCHDOWNS	4	3
EXTRA POINTS Made-Attempts	4-4	3-3
FIELD GOALS Made-Attempts	3-4	1-2
RED ZONE EFFICIENCY	1-5-20%	1-2-50%
GOAL TO GO EFFICIENCY	0-0-0%	1-1-100%
SAFETIES	0	1
TIME OF POSSESSION	31:16	28:44

INDIVIDUAL STATISTICS

RUSHING (Att-Yds): New York, C. Ivory 13-29, C. Owusu 1-23, C. Johnson 10-20, G. Smith 5-18, J. Kerley 2-11, J. Conner 2-3, B. Powell 1-0. Miami, L. Miller 19-178, Dn. Thomas 1-1.

PASSING (C-A-Y-TD-I): New York, G. Smith 20-25-358-3-0. Miami, R. Tannehill 23-39-259-1-0.

RECEIVING (Rec-Yds): New York, E. Decker 10-221, J. Amaro 3-34, Z. Sudfeld 2-44, J. Cumberland 2-23, C. Owusu 1-36, J. Kerley 1-33, C. Ivory 1-8, C. Johnson 1-(-3). Miami, B. Hartline 5-94, J. Landry 5-55, C. Clay 5-45, B. Gibson 3-27, D. Williams 2-22, D. Sims 2-15, Dn. Thomas 1-1.

SACKS (Sk-Yds): New York, D. Harris 2.5-22, Q. Coples 2-13, D. Davis 1-7, S. Richardson 1-5, M. Wilkerson 0.5-4. Miami, R. Starks 1-6.

INTERCEPTIONS (Int-Yds): New York, none. Miami, none.

TACKLES (S-A-T): New York, D. Harris 7-2-9, C. Pryor 5-0-5, D. Landry 4-1-5, D. Davis 4-0-4, M. Williams 4-0-4, M. Wilkerson 2-2-4, S. Richardson 3-0-3, D. Walls 3-0-3, L. Douzable 2-1-3, Q. Coples 2-0-2, P. Adams 2-0-2, A. Allen 2-0-2, C. Pace 1-0-1, T. Reilly 1-0-1, D. Harrison 1-0-1. Miami, J. Wilson 7-0-7, R. Jones 6-1-7, J. Jenkins 4-1-5, J. Kovacs 4-0-4, J. Odrick 4-0-4, R. Starks 3-0-3, D. Jordan 3-0-3, C. Finnegan 3-0-3, E. Mitchell 3-0-3, C. Wake 2-1-3, K. Misi 2-1-3, J. Trusnik 2-0-2, K. Sheppard 2-0-2, O. Vernon 1-1-2, B. Grimes 1-0-1, D. Shelby 1-0-1, J. Landry 1-0-1, P. Wheeler 0-1-1.

Missed Field Goals: New York, 45LU. Miami, 53WR



WEEK 17 POSTGAME NOTES VS. NEW YORK JETS

- Today's paid attendance was 70,220.
- With today's 37-24 defeat, Miami is now 46-51-1 in regular season action against the Jets.
- After today's game, Miami is now 154-135-2 against the teams currently in the AFC East in the regular season.
- After today's 37-24 defeat, Miami has totaled 388 points on the season for an average of 24.3. The Dolphins' 24.3 average is tied for the eighth-highest single season average in franchise history and most since the team averaged 24.9 points in 1995.
- Miami's 23 first downs vs. the New York Jets today gave Miami 361 for the season, tied for the second most first downs in a season in franchise history.
- **DT Randy Starks** recorded a sack in the first quarter. He has 4.5 this season, tied for the second most in a season in his career, which he has done three other times (2004, 2011 and 2012). Additionally, it was the fourth straight season he has notched four-or-more sacks.
- With his first quarter sack, **DT Randy Starks** has recorded a sack in back-to-back games (one vs. Minnesota, 12/21/14), for the first time since 2011 (one at New England 12/24/11, one vs. NYJ 1/1/12).
- **S Reshad Jones** forced his first fumble of the season in the second quarter, recovered by **LB Jason Trusnik**. It was Jones' first forced fumble since at Buffalo on Nov. 15, 2012. It was Trusnik's second fumble recovery of the season (vs. Kansas City on Sept. 21), establishing a new career high.
- Following the turnover in the second quarter, **RB Daniel Thomas** recorded a 1-yard rushing touchdown, his second of the season.
- **TE Charles Clay** recorded a 23-yard touchdown reception in the second quarter, his third of the season.
- **RB Lamar Miller** recorded a 97-yard touchdown run in the third quarter, setting the franchise record for longest run, surpassing 77-yard runs by Leroy Harris (12/5/77 vs. Baltimore) and Keith Byars (11/25/92 at Dallas).
- **RB Lamar Miller's** 97-yard run was the third-longest run in NFL history, behind the 98-yard run by Ahmad Green in 2003 and Tony Dorsett's 99-yard run for the Dallas Cowboys in 1982.
- **RB Lamar Miller** rushed 19 times for 178 yards and one touchdowns today, setting a new career high.
- With his 178 rushing yards today, **RB Lamar Miller** surpassed the 1,000 rushing yards mark and became the first Dolphins player to do so since **Reggie Bush** in 2011 (1,086 rushing yards). He finished the season with 1,099 rushing yards.
- **RB Lamar Miller** recorded a 97-yard rushing touchdown on the opening possession of the second half. The drive went one plays for 97 yards in 0:14. It was Miami's eighth scoring drive on the opening possession of the second half (Week 1 vs. New England – **K Caleb Sturgis** 24-yard field goal, Week 2 at Buffalo – **Sturgis** 34-yard field goal, Week 3 vs. Kansas City – **WR Brian Hartline** 1-yard touchdown reception, Week 6 vs. Green Bay – **WR Jarvis Landry** 11-yard touchdown reception, Week 7 at Chicago – **RB Lamar Miller** 2-yard touchdown run, Week 9 – **WR Rishard Matthews** recorded a 21-yard touchdown reception, Week 12 – **Sturgis** 44-yard field goal and Week 16 – **WR Mike Wallace** 16-yard touchdown reception). Heading into today, Miami's 37 points on the opening possession of the second half were the fourth most in the NFL.
- **RB Lamar Miller's** 178 rushing yards today were the sixth-most in a regular season game in Dolphins history and most since **Reggie Bush** recorded 203 rushing yards against Buffalo in 2011.
- Miami rushed the ball 20 times for 179 yards today and two touchdowns. Miami's 8.95 average today was the highest in a game in franchise history.
- **WR Brian Hartline** recorded a season-high 94 receiving yards today.
- **DE Dion Jordan** made his first career start today.
- With his 259 passing yards today, **QB Ryan Tannehill** finished with the sixth most passing yards for a player in their first three seasons in NFL history. He now has 11,252 passing yards in his career.
- **QB Ryan Tannehill's** 259 passing yards improved his season total to 4,045, establishing a new career high.
- **QB Ryan Tannehill** finished the season with 4,045 passing yards, joining **Dan Marino** as the only quarterbacks in franchise history to surpass 4,000 yards in a season. Marino's 4,453 yards in 1994 were the last time a Dolphins player threw for more than 4,000 yards.
- With his 259 passing yards, **QB Ryan Tannehill** became the only quarterback in the NFL who has started at least 10 games in each of the past three seasons (2012-14) and has increased his season totals in each of the league's major statistical passing categories in each of those years, including passing yards (3,294 in 2012 to 3,913 in 2013 to 4,045 in 2014), touchdown passes (12 to 24 to 27) and passer rating (76.1 to 81.7 to 92.8).
- After completing 23-of-39 passes today, **QB Ryan Tannehill** finished the season with an 66.4 completion percentage, the second-highest in franchise history.
- Following today's 23 completions, **QB Ryan Tannehill** finished the season with 392, setting a new franchise record by surpassing **Dan Marino's** 385 in 1994.
- With his 259 passing yards today, **QB Ryan Tannehill** set the Dolphins record for most passing yards in the month of December for a single season.
- With **QB Ryan Tannehill's** 4,045 passing yards this season and **RB Lamar Miller's** 1,099 rushing yards this season, Miami produced its first season in franchise history with a 4,000-yard passer and a 1,000-yard rusher.
- With his six points scored today, **K Caleb Sturgis** has now totaled 128 points this season (29 field goals and 41 extra points coming in) and surpassed **Pete Stoyanovich** for the second-most points in a season in franchise history.
- With his five receptions today, **WR Jarvis Landry** increased his season total to 84, the fourth-most all-time in a season in Dolphins history.
- **WR Jarvis Landry's** five receptions vs. the New York Jets added to his tally for most receptions by a rookie in franchise history.
- **WR Jarvis Landry** caught five passes for 53 yards vs. the New York Jets, raising his season total to 84 receptions and moving him past Earl Cooper for sixth most receptions by a rookie receiver in NFL history.
- **WR Jarvis Landry's** five receptions today moved him ahead of **Chris Chambers** for the second most receptions by a Dolphins player in a month. In December, Landry recorded 35 receptions.
- **WR Jarvis Landry's** 35 receptions in December were the most by a rookie in any month in franchise history.
- With his five receptions today, **WR Jarvis Landry** has recorded five-or-more receptions in nine-straight games, surpassing **O.J. McDuffie's** eight-straight games in 1998, to set a new franchise record for consecutive games with five-or-more receptions.
- **WR Jarvis Landry's** 162 all-purpose yards today moved him past **Wes Welker** for second most all-purpose yards by a Miami rookie.
- **LS John Denney** extended his consecutive games played streak to 160, most in franchise history.

2014 MIAMI DOLPHINS END OF SEASON TRANSACTIONS

DATE	POS.	PLAYER/COACH	TRANSACTION	DATE	POS.	PLAYER/COACH	TRANSACTION
Jan. 6		Mike Sherman	Relieved of Duties as Offensive Coordinator	May 28	CB	Anthony Gaitor	Signed as FA
Jan. 7		Jeff Ireland	Mutually agreed to part ways		RB	Cameron Marshall	Waived
Jan. 15		Bill Lazor	Named Offensive Coordinator	June 10	WR	Gerald Ford	Signed as FA
Jan. 21		Mark Duffner	Named Linebackers Coach		TE	Emmanuel Ogbuehi	Waived
Jan. 26		Dennis Hickey	Named General Manager	June 12	WR	Jarvis Landry	Signed
Jan. 29		Brian Gaine	Mutually agreed to part ways	June 19	T	Ja'Wuan James	Signed
		John Benton	Named Assistant Offensive Line Coach		CB	Kevin Fogg	Signed as FA
Feb. 2		Richie Incognito	Suspension lifted		CB	Anthony Gaitor	Waived
Feb. 7	DT	Isaako Aaitui	Signed to futures contract	June 30	G	Daryn Colledge	Signed as FA
	RB	Cameron Marshall	Signed to futures contract	July 1	LB	Marcus Thompson	Waived
	TE	Kyle Miller	Signed to futures contract	July 18	G	Billy Turner	Signed
	TE/FB	Emmanuel Ogbuehi	Signed to futures contract	July 24	RB	Knowshon Moreno	Placed on Physically Unable to Perform List
	OL	Michael Ola	Signed to futures contract		C	Mike Pouncey	Placed on Physically Unable to Perform List
	WR	Ryan Spadola	Signed to futures contract	July 28	T	Steven Baker	Signed as FA
	T	Jason Weaver	Signed to futures contract		T	Tony Hills	Signed as FA
Feb. 19		Jim Turner	Relieved of Duties		WR	Gerald Ford	Waived
		Kevin O'Neill	Relieved of Duties		T	Michael Philipp	Waived
March 1		John Benton	Promoted to Offensive Line Coach	July 29	TE	Brett Brackett	Signed as FA
		Jack Bicknell Jr.	Named Assistant Offensive Line Coach		QB	Seth Lobato	Signed as FA
March 3	CB	Brent Grimes	Re-signed		DE	D'Aundre Reed	Signed as FA
March 10	S	Louis Delmas	Signed as FA		QB	Brock Jensen	Waived
	CB	Dimitri Patterson	Contract terminated		LB	Derrell Johnson	Waived
March 12	T	Branden Albert	Signed as UFA (K.C.)		G	Davonte Wallace	Waived/Injured
	DT	Earl Mitchell	Signed as UFA (Hou.)	July 31	WR	Raymond Webber	Signed as FA
	DT	Randy Starks	Re-signed as UFA		TE	Brett Brackett	Waived
	T	Jonathan Martin	Traded to San Francisco for undisclosed draft pick	August 1	LB	Ryan Rau	Signed as FA
	QB	Pat Devlin	Re-signed/Exclusive Rights Free Agent		LB	Tariq Edwards	Waived/Injured
March 18	CB	Cortland Finnegan	Signed as FA	August 2	C	Samson Satele	Signed as FA
	OL	Shelley Smith	Signed as UFA (St.L)		G	Samuel Longo	Waived
March 28	RB	Knowshon Moreno	Signed as UFA (Den.)	August 3	QB	Brock Jensen	Signed as FA
April 1	WR	Armon Binns	Re-signed/Exclusive Rights Free Agent		WR	Rantavious Wooten	Waived
April 2	T	Jason Fox	Signed as UFA (Det.)	August 4	TE	Brett Brackett	Signed as FA
	WR	Kevin Cone	Signed as FA		WR	Stephen Williams	Waived
	WR	Michael Rios	Signed as FA	August 5	K	Danny Hrapmann	Signed as FA
	QB	Jordan Rodgers	Signed as FA		LB	Ryan Rau	Waived
April 10	LB	Jonathan Freeny	Re-signed/Exclusive Rights Free Agent	August 6	RB	Knowshon Moreno	Passed Physical/Activated from Physically Unable to Perform List
April 11	WR	Damian Williams	Signed as UFA (Ten.)	August 11	RB	Cameron Marshall	Signed as FA
April 22	P	Matt Szymanski	Signed as FA		QB	Brock Jensen	Waived
May 2	T	Jason Weaver	Waived/Injured	August 12	QB	Brady Quinn	Signed as FA
May 8	OT	Ja'Wuan James	Selected in NFL Draft - D1, '14		QB	Pat Devlin	Waived/Injured
May 9	WR	Jarvis Landry	Selected in NFL Draft - D2, '14		TE	Evan Wilson	Signed as FA
	OL	Billy Turner	Selected in NFL Draft - D3, '14		WR	Raymond Webber	Waived
May 10	DB	Walt Aikens	Selected in NFL Draft - D4, '14	August 15	K	John Potter	Signed as FA
	TE	Arthur Lynch	Selected in NFL Draft - D5, '14		K	Danny Hrapmann	Waived
	LB	Jordan Tripp	Selected in NFL Draft - D5b, '14	August 18	DE	Rakim Cox	Signed as FA
	WR	Matt Hazel	Selected in NFL Draft - D6, '14		RB	Cameron Marshall	Waived
	DE	Terrence Fede	Selected in NFL Draft - D7, '14	August 22	CB	Jalil Brown	Waived/Injured
May 12	WR	Michael Rios	Waived		TE	Michael Egnew	Waived
	QB	Jordan Rodgers	Waived		DT	Micajah Reynolds	Waived
	DB	Deion Beale	Signed as an Undrafted College Free Agent	August 24		Dan Marino	Named Special Advisor
	DB	Steven Clarke	Signed as an Undrafted College Free Agent	August 25	DL	Cory Grissom	Signed as FA
	LB	Tariq Edwards	Signed as an Undrafted College Free Agent		K	Jake Rogers	Signed as FA
	OL	Evan Finkenberg	Signed as an Undrafted College Free Agent		T	Steven Baker	Waived
	TE	Harold Hoskins	Signed as an Undrafted College Free Agent		S	Demetrius Wright	Waived
	OL	David Hurd	Signed as an Undrafted College Free Agent		K	John Potter	Waived/Injured
	DT	Anthony Johnson	Signed as an Undrafted College Free Agent	August 26	DT	A.J. Francis	Placed on Reserve/Injured List
	LB	Derrell Johnson	Signed as an Undrafted College Free Agent		RB	Mike Gillislee	Placed on Reserve/Injured List
	DT	Kamal Johnson	Signed as an Undrafted College Free Agent		TE	Arthur Lynch	Placed on Reserve/Injured List
	WR	Ryan Lankford	Signed as an Undrafted College Free Agent		WR	Armon Binns	Waived
	OL	Tyler Lawson	Signed as an Undrafted College Free Agent		TE	Brett Brackett	Waived
	DE	Tevin Mims	Signed as an Undrafted College Free Agent		CB	Steven Clarke	Waived
	DT	Garrison Smith	Signed as an Undrafted College Free Agent		DE	Rakim Cox	Waived
	LB	Marcus Thompson	Signed as an Undrafted College Free Agent		DT	Cory Grissom	Waived
	OL	Davonte Wallace	Signed as an Undrafted College Free Agent		C	Tyler Larsen	Waived
	RB	Damien Williams	Signed as an Undrafted College Free Agent		WR	Ryan Spadola	Waived
	LB	Andrew Wilson	Signed as an Undrafted College Free Agent	August 30	QB	Brady Quinn	Contract Terminated
May 13	WR	Rantavious Wooten	Signed as an Undrafted College Free Agent		DT	Isaako Aaitui	Waived
	DE	Gannon Conway	Signed as an Undrafted College Free Agent		G	David Arkin	Waived
	RB	Orleans Darkwa	Signed as an Undrafted College Free Agent		C	Sam Brenner	Waived
	P	Matt Szymanski	Waived		WR	Kevin Cone	Waived
May 15		Eric Stokes	Named Assistant General Manager		G	Evan Finkenburg	Waived
	WR	Stephen Williams	Signed as FA		CB	Kevin Fogg	Waived
	DB	Demetrius Wright	Signed as an Undrafted College Free Agent		WR	Matt Hazel	Waived
	WR	Ryan Lankford	Waived		S	Jordan Kovacs	Waived
May 16	DE	Gannon Conway	Waived		QB	Seth Lobato	Waived
May 19		Joe Schoen	Named Director of Player Personnel		TE	Kyle Miller	Waived
	QB	Brock Jensen	Signed as Undrafted College Free Agent		DE	Tevin Mims	Waived
	LB	Chris McCain	Signed as Undrafted College Free Agent		DE	D'Aundre Reed	Waived
May 22	TE	Arthur Lynch	Signed		K	Jake Rogers	Waived
May 23	DE	Terrence Fede	Signed		DT	Garrison Smith	Waived
	WR	Matt Hazel	Signed		RB/WR	Marcus Thigpen	Waived
	LB	Jordan Tripp	Signed		RB	Daniel Thomas	Waived
May 25	CB	Deion Belue	Waived		LB	Andrew Wilson	Waived
	OL	Michael Ola	Waived		TE	Evan Wilson	Waived
May 27	OL	Samuel Longo	Signed as Undrafted College Free Agent		DT	Kamal Johnson	Placed on Reserve/Injured List
	DT	Micajah Reynolds	Signed as Undrafted College Free Agent		G	Tony Hills	Contract Terminated
	OL	Michael Philipp	Signed as FA		DE	Dion Jordan	Placed on Reserve/Suspended by Commissioner

2014 MIAMI DOLPHINS END OF SEASON TRANSACTIONS

DATE	POS.	PLAYER/COACH	TRANSACTION	DATE	POS.	PLAYER/COACH	TRANSACTION
August 31	S	Reshad Jones	Placed on Reserve/Suspended by Commissioner	December 15	TE	Gerrell Robinson	Signed to Active Roster from Practice Squad
	S	Brandian Ross	Acquired from Waivers		TE	Harold Hoskins	Waived
	CB	Sammy Seamster	Acquired from Waivers		T	Mark Asper	Signed to Practice Squad
	S	Don Jones	Waived	December 16	DE	Emmanuel Dieke	Signed to Practice Squad
	WR	Damian Williams	Waived		WR	Matt Hazel	Signed to Active Roster from Practice Squad
	C	Sam Brenner	Signed to Practice Squad	December 20	LB	Jake Knott	Waived
	WR	Matt Hazel	Signed to Practice Squad		LB	Jake Knott	Signed to Practice Squad
	T	Tony Hills	Signed to Practice Squad	December 22	C	Michael Brewster	Released off Practice Squad
	LB	David Hinds	Signed to Practice Squad		C	Sam Brenner	Signed to Active Roster from Practice Squad
	QB	Seth Lobato	Signed to Practice Squad		DT	Deandre Coleman	Signed to Active Roster from Practice Squad
	TE	Jacob Maxwell	Signed to Practice Squad		G	Nate Garner	Placed on Reserve/Non-Football Illness list
	DE	D'Aundre Reed	Signed to Practice Squad		CB	Jamar Taylor	Placed on Reserve/Injured List
	CB	Lowell Rose	Signed to Practice Squad				
	DT	Garrison Smith	Signed to Practice Squad				
	WR	Tommy Streeter	Signed to Practice Squad				
	DE	Gerald Rivers	Signed to Practice Squad				
September 2	DE	D'Aundre Reed	Released off Practice Squad				
	LB	Terrell Manning	Signed to Practice Squad				
September 3	LB	David Hinds	Released off Practice Squad				
	DT	Bruce Gaston	Acquired from Waivers				
September 4	S	Brandian Ross	Waived				
	S	Brandian Ross	Signed to Practice Squad				
September 6	DT	Garrison Smith	Released off Practice Squad				
	LB	Kelvin Sheppard	Signed as FA				
September 8	LB	Dannell Ellerbe	Placed on Reserve/Injured List				
	RB	Daniel Thomas	Signed as FA				
September 15	CB	Sammy Seamster	Placed on Reserve/Injured List				
	CB	Rod Sweeting	Signed to Practice Squad				
September 17	LB	Terrell Manning	Released off Practice Squad				
	S	Brandian Ross	Signed to Active Roster from Practice Squad				
September 20	DT	Bruce Gaston	Waived				
	DT	Deandre Coleman	Signed off Jaguars Practice Squad				
September 23	S	Brandian Ross	Waived				
	DT	Bruce Gaston	Signed to Practice Squad				
September 30	RB/WR	Marcus Thigpen	Signed to Practice Squad				
	WR	Tommy Streeter	Released off Practice Squad				
October 1	TE	Jake Murphy	Signed to Practice Squad				
	RB	LaMichael James	Signed to Practice Squad				
October 6	DE	Emmanuel Dieke	Signed to Practice Squad				
	DE	Gerald Rivers	Released off Practice Squad				
October 8	DE	Derrick Shelby	Suspended for Conduct Detrimental to Team				
	S	Reshad Jones	Exemption Lifted				
October 14	WR	Damian Williams	Signed as FA				
	RB	Orleans Darkwa	Waived				
October 8	RB	Orleans Darkwa	Signed to Practice Squad				
	TE	Jacob Maxwell	Released off Practice Squad				
October 14	DE	Derrick Shelby	Reinstated				
	RB	Knowshon Moreno	Placed on Reserve/Injured List				
October 15	CB	Rod Sweeting	Signed to Practice Squad				
	RB/WR	Marcus Thigpen	Released off Practice Squad				
October 18	T	Tony Hills	Signed by Dallas off Miami Practice Squad				
	QB	McLeod Bethel-Thompson	Signed to Practice Squad				
October 20	CB	Lowell Rose	Signed to Active Roster from Practice Squad				
	DT	Deandre Coleman	Waived				
October 25	WR	Laron Byrd	Signed to Practice Squad				
	DT	Deandre Coleman	Signed to Practice Squad				
October 28	DE	Emmanuel Dieke	Released off Practice Squad				
	DE	Dion Jordan	Exemption Lifted				
October 28	WR	Damian Williams	Waived				
	TE	Evan Wilson	Signed to Practice Squad				
November 3	TE	Gerrell Robinson	Signed to Practice Squad				
	CB	Rashaan Melvin	Signed to Practice Squad				
November 3	QB	Seth Lobato	Released off Practice Squad				
	TE	Jake Murphy	Released off Practice Squad				
November 4	CB	Rod Sweeting	Released off Practice Squad				
	TE	Jake Stoneburner	Signed to Practice Squad				
November 8	TE	Evan Wilson	Released off Practice Squad				
	S	Michael Thomas	Placed on Reserve/Injured List				
November 10	S	Jordan Kovacs	Signed off Eagles Practice Squad				
	CB	Rashaan Melvin	Signed by Ravens off Miami Practice Squad				
November 11	CB	T.J. Heath	Signed to Practice Squad				
	T	Branden Albert	Placed on Reserve/Injured List				
November 12	RB	LaMichael James	Signed to Active Roster from Practice Squad				
	G	Mike Brewster	Signed to Practice Squad				
November 15	DE	Emmanuel Dieke	Signed to Practice Squad				
	RB	Orleans Darkwa	Signed by Giants off Miami Practice Squad				
November 25	CB	Will Davis	Placed on Reserve/Injured List				
	CB	Jalil Brown	Signed as FA				
November 28	CB	R.J. Stanford	Signed as FA				
	CB	Jalil Brown	Waived				
November 28	S	Ahmad Dixon	Signed to Practice Squad				
	DE	Emmanuel Dieke	Released off Practice Squad				
December 1	S	Don Jones	Acquired from Waivers				
	CB	Lowell Rose	Waived				
December 2	CB	Lowell Rose	Signed to Practice Squad				
	WR	LaRon Byrd	Placed on Practice Squad/Reserved Injured				
December 3	LB	Jake Knott	Signed to Practice Squad				
	TE	Jake Stoneburner	Released off Practice Squad				
December 8	WR	L'Damian Washington	Signed to Practice Squad				
	S	Ahmad Dixon	Released off Practice Squad				
December 9	S	Louis Delmas	Placed on Reserve/Injured List				
	LB	Jake Knott	Signed to Active Roster from Practice Squad				
December 12	TE	Jake Stoneburner	Signed to Practice Squad				
	DT	Anthony Johnson	Placed on Reserve/Injured List				
December 13	CB	T.J. Heath	Signed to Active Roster from Practice Squad				

2014 MIAMI DOLPHINS END OF SEASON NUMERICAL ROSTER

NO.	NAME	POS.	HT.	WT.	BIRTHDATE	EXP.	COLLEGE	HOMETOWN	HOW ACO.
2	Fields, Brandon	P	6-5	249	5/21/84	8	Michigan State '07	Toledo, Ohio	D7b, '07
8	Moore, Matt	QB	6-3	220	8/9/84	8	Oregon State '07	Newhall, Calif.	UFA, '11 (Car.)
9	Sturgis, Caleb	K	5-9	190	8/9/89	2	Florida '13	St. Augustine, Fla.	D5b, '13
10	Gibson, Brandon	WR	6-0	210	8/13/87	6	Washington State '08	Puyallup, Wash.	UFA, '13 (St.L)
11	Wallace, Mike	WR	6-0	200	8/1/86	6	Mississippi '09	New Orleans, La.	UFA, '13 (Pitt)
14	Landry, Jarvis	WR	5-11	202	11/28/92	R	LSU '15	Lutcher, La.	D2, '14
17	Tannehill, Ryan	QB	6-4	220	7/27/88	3	Texas A&M '12	Big Spring, Texas	D1, '12
18	Matthews, Rishard	WR	6-0	215	10/12/89	3	Nevada '12	Santa Ana, Calif.	D7b, '12
20	Jones, Reshad	S	6-1	215	2/25/88	5	Georgia '10	Atlanta, Ga.	D5b, '10
21	Grimes, Brent	CB	5-10	190	7/19/83	8	Shippensburg '06	Philadelphia, Pa.	UFA, '13 (Atl.)
24	Finnegan, Cortland	CB	5-10	190	2/2/84	9	Samford '06	Milton, FL	FA, '14
26	Miller, Lamar	RB	5-10	224	4/25/91	3	Miami (FL) '13	Miami, Fla.	D4, '12
27	Wilson, Jimmy	S	5-11	205	7/30/86	4	Montana '11	San Diego, Calif.	D7b, '11
30	Thomas, Daniel	RB	6-1	235	10/29/87	4	Kansas State '11	Hilliard, Fla.	D2, '11
33	James, LaMichael	RB	5-9	195	10/22/89	3	Oregon '12	Texarkana, TX.	FA, '14
34	Williams, Damien	RB	5-11	221	4/3/92	R	Oklahoma '14	San Diego, Calif.	FA, '14
35	Aikens, Walt	S	6-1	210	6/19/91	R	Liberty '14	Charlotte, NC	D4, '14
36	Heath, T.J.	CB	6-0	190	9/11/87	2	Jacksonville State '13	Alexandria, Ala.	FA, '14
38	Jones, Don	S	5-11	205	11/29/91	2	Arkansas State '13	Town Creek, Ala.	Wai, '14 (N.E.)
41	Stanford, R.J.	CB	5-10	187	5/6/88	4	Utah '10	Chino, Calif.	FA, '14
42	Clay, Charles	TE	6-3	255	2/13/89	4	Tulsa '11	Little Rock, Ark.	D6, '11
44	Kovacs, Jordan	S	5-10	210	6/12/90	2	Michigan '13	Curtice, Ohio	FA, '14
50	Vernon, Olivier	DE	6-2	268	10/7/90	3	Miami (FL) '13	Miami, Fla.	D3a, '12
51	Pouncey, Mike	C	6-5	305	7/24/89	4	Florida '11	Lakeland, Fla.	D1, '11
52	Wheeler, Philip	LB	6-2	245	12/12/84	7	Georgia Tech '08	Columbus, Ga.	UFA, '13 (Oak)
53	Jenkins, Jelani	LB	6-0	245	3/13/92	2	Florida '13	Olney, Md.	D4a, '13
55	Misi, Koa	LB	6-3	252	1/17/87	5	Utah '10	Santa Rosa, Calif.	D2, '10
56	Freeny, Jonathan	LB	6-2	254	6/15/89	3	Rutgers '11	Margate, Fla.	FA, '11
57	Tripp, Jordan	LB	6-3	240	4/3/91	R	Montana '14	Missoula, Mont.	D5b, '14
58	McCain, Chris	LB	6-5	250	11/21/91	R	California '14	Greensboro, NC	FA, '14
62	Coleman, Deandre	DT	6-3	315	1/27/91	R	California '14	Seattle, Wash.	FA, '14
63	Thomas, Dallas	G	6-5	315	10/30/89	2	Tennessee '13	Baton Rouge, La.	D3a, '13
64	Satele, Samson	C	6-3	300	11/29/84	8	Hawaii '07	Kailua, Hawaii	FA, '14
65	Brenner, Sam	C	6-2	310	4/27/90	2	Utah '13	Oceanside, Calif.	FA, '13
66	Smith, Shelley	G	6-4	310	5/21/87	5	Colorado State '10	Phoenix, Ariz.	UFA, '14 (StL)
67	Colledge, Daryn	G	6-4	308	2/11/82	9	Boise State '05	North Pole, Alaska	FA, '14
70	James, Ja'Wuan	T	6-6	315	6/3/92	R	Tennessee '14	Suwannee, Ga.	D1, '14
74	Fox, Jason	T	6-6	310	5/2/88	5	Miami (FL) '10	Fort Worth, Texas	UFA, '14 (Det.)
77	Turner, Billy	G	6-5	313	10/17/91	R	North Dakota State '14	Shoreview, Minn.	D3, '14
78	Fede, Terrence	DE	6-4	282	11/19/91	R	Marist '14	Nyack, NY	D7, '14
79	Shelby, Derrick	DE	6-2	282	3/4/89	3	Utah '12	Houston, Texas	FA, '12
80	Sims, Dion	TE	6-4	265	2/18/91	2	Michigan State '14	Detroit, Mich.	D4b, '13
82	Hartline, Brian	WR	6-2	200	11/22/86	6	Ohio State '10	North Canton, Ohio	D4, '09
83	Matt Hazel	WR	6-1	202	1/23/92	R	Coastal Carolina '14	North Augusta, SC	D6, '14
85	Robinson, Gerell	TE	6-4	220	10/13/89	1	Arizona State '13	Chandler, Ariz.	FA, '14
90	Mitchell, Earl	DT	6-3	310	9/25/87	5	Arizona '10	Houston, Texas	UFA, '14 (Hou.)
91	Wake, Cameron	DE	6-3	262	1/30/82	6	Penn State '05	Hyattsville, Md.	FA, '09
92	Denney, John	LS	6-5	252	12/13/78	10	Brigham Young '05	Thornton, Colo	FA, '05
93	Trusnik, Jason	LB	6-4	252	6/6/84	8	Ohio Northern '07	Macedonia, Ohio	UFA, '11 (Clev.)
94	Starks, Randy	DT	6-3	305	12/14/83	11	Maryland '05	Waldorf, Md.	UFA, '08 (Tenn.)
95	Jordan, Dion	DE	6-6	275	3/5/90	2	Oregon '13	Chandler, Ariz.	D1, '13
97	Sheppard, Kelvin	LB	6-2	252	1/2/88	4	LSU '11	Stone Mountain, Ga.	FA, '14
98	Odrick, Jared	DT	6-5	304	12/31/87	5	Penn State '10	Lebanon County, Pa.	D1, '10

RESERVE/INJURED									
NO.	NAME	POS.	HT.	WT.	BIRTHDATE	EXP.	COLLEGE	HOMETOWN	HOW ACO. DATE PLACED
22	Jamar Taylor	CB	5-10	200	9/29/90	2	Boise State '13	San Diego, Calif.	D2, '13 12/23/14
23	Mike Gillislee	RB	5-11	216	11/1/90	2	Florida '13	DeLand, Fla.	D5a, '13 8/26/14
25	Louis Delmas	S	5-11	210	4/12/87	6	Western Michigan '09	North Miami Beach, Fla.	FA, '14 12/8/14
28	Knowshon Moreno	RB	5-11	218	7/16/87	6	Georgia '10	Middletown, NJ	UFA, '14 (Den) 10/14/14
29	Will Davis	CB	5-11	190	5/8/90	2	Utah State '13	Spokane, Wash.	D3b, '13 11/15/14
31	Michael Thomas	S	5-11	201	3/17/90	1	Stanford '12	Houston, Texas	FA, '13 11/3/14
37	Sammy Seamster	CB	6-0	205	2/5/91	R	Middle Tenn. State '14	Ooltewah, Tenn.	Wai., '14 (Balt.) 9/15/14
59	Dannell Ellerbe	LB	6-1	245	11/29/85	6	Georgia '08	Rockingham, N.C.	UFA, '13 (Balt.) 9/8/14
71	Branden Albert	T	6-5	310	11/4/84	7	Virginia '09	Glen Burnie, Md.	UFA, '14 (K.C.) 11/10/14
73	Kamal Johnson	DT	6-3	314	12/9/91	R	Temple '14	Willingboro, N.J.	FA, '14 8/30/14
76	Anthony Johnson	DT	6-2	304	1/24/93	R	LSU '15	New Orleans, La.	FA, '14 12/12/14
88	Arthur Lynch	TE	6-5	255	6/17/90	R	Georgia '14	Dartmouth, Mass.	D5, '14 8/26/14
96	AJ Francis	DT	6-5	330	5/7/90	1	Maryland '13	Severn, Md.	FA, '13 8/26/14

RESERVE/NFI									
NO.	NAME	POS.	HT.	WT.	BIRTHDATE	EXP.	COLLEGE	HOMETOWN	HOW ACO. DATE PLACED
75	Garner, Nate	G	6-7	320	1/18/85	7	Arkansas '07	Roland, Ark.	Wai., '08 (NYJ) 12/23/14

PRACTICE SQUAD

NO.	NAME	POS.	HT.	WT.	DOB	EXP.	COLLEGE
16	Bethel-Thompson, McLeod	QB	6-4	230	7/3/88	3	Sacramento State '11
40	Rose, Lowell	CB	6-1	192	3/11/90	1	Tulsa '13
45	Knott, Jake	LB	6-2	243	10/24/90	2	Iowa State '13
48	Dieke, Emmanuel	DE	6-6	257	9/23/90	R	Georgia Tech '14
61	Asper, Mark	T	6-6	321	11/8/85	3	Oregon '12
86	Stoneburner, Jake	TE	6-3	249	8/25/89	2	Ohio State '13
87	Washington, L'Damian	WR	6-4	204	5/0/91	R	Missouri '14

2014 MIAMI DOLPHINS END OF SEASON ALPHABETICAL ROSTER

NO.	NAME	POS.	HT.	WT.	BIRTHDATE	EXP.	COLLEGE	HOMETOWN	HOW ACQ.
35	Aikens, Walt	S	6-1	210	6/19/91	R	Liberty '14	Charlotte, NC	D4, '14
65	Brenner, Sam	C	6-2	310	4/27/90	2	Utah '13	Oceanside, Calif.	FA, '13
42	Clay, Charles	TE	6-3	255	2/13/89	4	Tulsa '11	Little Rock, Ark.	D6, '11
62	Coleman, Deandre	DT	6-3	315	1/27/91	R	California '14	Seattle, Wash.	FA, '14
67	Colledge, Daryn	G	6-4	308	2/11/82	9	Boise State '05	North Pole, Alaska	FA, '14
92	Denney, John	LS	6-5	252	12/13/78	10	Brigham Young '05	Thornton, Colo	FA, '05
78	Fede, Terrence	DE	6-4	282	11/19/91	R	Marist '14	Nyack, NY	D7, '14
2	Fields, Brandon	P	6-5	249	5/21/84	8	Michigan State '07	Toledo, Ohio	D7b, '07
24	Finnegan, Cortland	CB	5-10	190	2/2/84	9	Samford '06	Milton, FL	FA, '14
74	Fox, Jason	T	6-6	310	5/2/88	5	Miami (FL) '10	Fort Worth, Texas	UFA, '14 (Det.)
56	Freeny, Jonathan	LB	6-2	254	6/15/89	3	Rutgers '11	Margate, Fla.	FA, '11
10	Gibson, Brandon	WR	6-0	210	8/13/87	6	Washington State '08	Puyallup, Wash.	UFA, '13 (St.L)
21	Grimes, Brent	CB	5-10	190	7/19/83	8	Shippensburg '06	Philadelphia, Pa.	UFA, '13 (Atl.)
82	Hartline, Brian	WR	6-2	200	11/22/86	6	Ohio State '10	North Canton, Ohio	D4, '09
83	Hazel, Matt	WR	6-1	202	1/23/92	R	Coastal Carolina '14	North Augusta, SC	D6, '14
36	Heath, T.J.	CB	6-0	190	9/11/87	2	Jacksonville State '13	Alexandria, Ala.	FA, '14
70	James, Ja'Wuan	T	6-6	315	6/3/92	R	Tennessee '14	Suwannee, Ga.	D1, '14
33	James, LaMichael	RB	5-9	195	10/22/89	3	Oregon '12	Texarkana, TX.	FA, '14
53	Jenkins, Jelani	LB	6-0	245	3/13/92	2	Florida '13	Olney, Md.	D4a, '13
38	Jones, Don	S	5-11	205	11/29/91	2	Arkansas State '13	Town Creek, Ala.	Wai, '14 (N.E.)
20	Jones, Reshad	S	6-1	215	2/25/88	5	Georgia '10	Atlanta, Ga.	D5b, '10
95	Jordan, Dion	DE	6-6	275	3/5/90	2	Oregon '13	Chandler, Ariz.	D1, '13
44	Kovacs, Jordan	S	5-10	210	6/12/90	2	Michigan '13	Curtice, Ohio	FA, '14
14	Landry, Jarvis	WR	5-11	202	11/28/92	R	LSU '15	Lutcher, La.	D2, '14
18	Matthews, Rishard	WR	6-0	215	10/12/89	3	Nevada '12	Santa Ana, Calif.	D7b, '12
58	McCain, Chris	LB	6-5	250	11/21/91	R	California '14	Greensboro, NC	FA, '14
26	Miller, Lamar	RB	5-10	224	4/25/91	3	Miami (FL) '13	Miami, Fla.	D4, '12
55	Misi, Koa	LB	6-3	252	1/17/87	5	Utah '10	Santa Rosa, Calif.	D2, '10
90	Mitchell, Earl	DT	6-3	310	9/25/87	5	Arizona '10	Houston, Texas	UFA, '14 (Hou.)
8	Moore, Matt	QB	6-3	220	8/9/84	8	Oregon State '07	Newhall, Calif.	UFA, '11 (Car.)
98	Odrick, Jared	DT	6-5	304	12/31/87	5	Penn State '10	Lebanon County, Pa.	D1, '10
51	Pouncey, Mike	C	6-5	305	7/24/89	4	Florida '11	Lakeland, Fla.	D1, '11
85	Robinson, Gerell	TE	6-4	220	10/13/89	1	Arizona State '13	Chandler, Ariz.	FA, '14
41	Stanford, R.J.	CB	5-10	187	5/6/88	4	Utah '10	Chino, Calif.	FA, '14
64	Satele, Samson	C	6-3	300	11/29/84	8	Hawaii '07	Kailua, Hawaii	FA, '14
79	Shelby, Derrick	DE	6-2	282	3/4/89	3	Utah '12	Houston, Texas	FA, '12
97	Sheppard, Kelvin	LB	6-2	252	1/2/88	4	LSU '11	Stone Mountain, Ga.	FA, '14
80	Sims, Dion	TE	6-4	265	2/18/91	2	Michigan State '14	Detroit, Mich.	D4b, '13
66	Smith, Shelley	G	6-4	310	5/21/87	5	Colorado State '10	Phoenix, Ariz.	UFA, '14 (StL)
94	Starks, Randy	DT	6-3	305	12/14/83	11	Maryland '05	Waldorf, Md.	UFA, '08 (Tenn.)
9	Sturgis, Caleb	K	5-9	190	8/9/89	2	Florida '13	St. Augustine, Fla.	D5b, '13
17	Tannehill, Ryan	QB	6-4	220	7/27/88	3	Texas A&M '12	Big Spring, Texas	D1, '12
63	Thomas, Dallas	G	6-5	315	10/30/89	2	Tennessee '13	Baton Rouge, La.	D3a, '13
30	Thomas, Daniel	RB	6-1	235	10/29/87	4	Kansas State '11	Hilliard, Fla.	D2, '11
57	Tripp, Jordan	LB	6-3	240	4/3/91	R	Montana '14	Missoula, Mont.	D5b, '14
93	Trusnik, Jason	LB	6-4	252	6/6/84	8	Ohio Northern '07	Macedonia, Ohio	UFA, '11 (Clev.)
77	Turner, Billy	G	6-5	313	10/17/91	R	North Dakota State '14	Shoreview, Minn.	D3, '14
50	Vernon, Olivier	DE	6-2	268	10/7/90	3	Miami (FL) '13	Miami, Fla.	D3a, '12
91	Wake, Cameron	DE	6-3	262	1/30/82	6	Penn State '05	Hyattsville, Md.	FA, '09
11	Wallace, Mike	WR	6-0	200	8/1/86	6	Mississippi '09	New Orleans, La.	UFA, '13 (Pitt)
52	Wheeler, Philip	LB	6-2	245	12/12/84	7	Georgia Tech '08	Columbus, Ga.	UFA, '13 (Oak)
34	Williams, Damien	RB	5-11	221	4/3/92	R	Oklahoma '14	San Diego, Calif.	FA, '14
27	Wilson, Jimmy	S	5-11	205	7/30/86	4	Montana '11	San Diego, Calif.	D7b, '11

RESERVE/INJURED									
NO.	NAME	POS.	HT.	WT.	BIRTHDATE	EXP.	COLLEGE	HOMETOWN	HOW ACQ.
71	Albert, Brandon	T	6-5	310	11/4/84	7	Virginia '09	Glen Burnie, Md.	UFA, '14 (K.C.)
29	Davis, Will	CB	5-11	190	5/8/90	2	Utah State '13	Spokane, Wash.	D3b, '13
25	Delmas, Louis	S	5-11	210	4/12/87	6	Western Michigan '09	North Miami Beach, Fla.	FA, '14
59	Ellerbe, Dannell	LB	6-1	245	11/29/85	6	Georgia '08	Rockingham, N.C.	UFA, '13 (Balt.)
96	Francis, AJ	DT	6-5	330	5/7/90	1	Maryland '13	Severn, Md.	FA, '13
23	Gillislee, Mike	RB	5-11	216	11/1/90	2	Florida '13	DeLand, Fla.	D5a, '13
76	Johnson, Anthony	DT	6-2	304	1/24/93	R	LSU '15	New Orleans, La.	FA, '14
73	Johnson, Kamal	DT	6-3	314	12/9/91	R	Temple '14	Willingboro, N.J.	FA, '14
88	Lynch, Arthur	TE	6-5	255	6/17/90	R	Georgia '14	Dartmouth, Mass.	D5, '14
28	Moreno, Knowshon	RB	5-11	218	7/16/87	6	Georgia '10	Middletown, NJ	UFA, '14 (Den)
37	Seamster, Sammy	CB	6-0	205	2/5/91	R	Middle Tenn. State '14	Ooltewah, Tenn.	Wai., '14 (Balt.)
22	Taylor, Jamar	CB	5-10	200	9/29/90	2	Boise State '13	San Diego, Calif.	D2, '13
31	Thomas, Michael	S	5-11	201	3/17/90	1	Stanford '12	Houston, Texas	FA, '13

RESERVE/NFI									
NO.	NAME	POS.	HT.	WT.	BIRTHDATE	EXP.	COLLEGE	HOMETOWN	HOW ACQ.
75	Garner, Nate	G	6-7	320	1/18/85	7	Arkansas '07	Roland, Ark.	Wai., '08 (NYJ)

2014 MIAMI DOLPHINS TENTATIVE DEPTH CHART (as of end of season)

OFFENSE

WR	82	Brian Hartline	83	<u>Matt Hazel</u>	
LT	70	<u>Ja'Wuan James</u>			
LG	67	Daryn Colledge	66	Shelley Smith	
C	64	Samson Satele	51	Mike Pouncey	65 Sam Brenner
RG	51	Mike Pouncey	77	<u>Billy Turner</u>	
RT	63	Dallas Thomas	74	Jason Fox	
TE	42	Charles Clay	80	Dion Sims	85 Gerell Robinson
WR	11	Mike Wallace	18	Rishard Matthews	
QB	17	Ryan Tannehill	8	Matt Moore	
RB	26	Lamar Miller	30	Daniel Thomas	34 <u>Damien Williams</u>
					33 LaMichael James
WR	14	<u>Jarvis Landry</u>	10	Brandon Gibson	

DEFENSE

LE	91	Cameron Wake	79	Derrick Shelby	
DT	94	Randy Starks/98 Jared Odrick			
DT	90	Earl Mitchell	62	Deandre Coleman	
RE	50	Olivier Vernon	95	Dion Jordan	78 <u>Terrence Fede</u>
LB	52	Philip Wheeler	56	Jonathan Freeny	58 <u>Chris McCain</u>
LB	55	Koa Misi	93	Jason Trusnik	97 Kelvin Sheppard
LB	53	Jelani Jenkins	57	<u>Jordan Tripp</u>	
CB	21	Brent Grimes	36	T.J. Heath	
CB	24	Cortland Finnegan	41	R.J. Stanford	
S	27	Jimmy Wilson	44	Jordan Kovacs	38 Don Jones
S	20	Reshad Jones	35	<u>Walt Aikens</u>	

SPECIALISTS

P	2	Brandon Fields			
K	9	Caleb Sturgis			
KO	9	Caleb Sturgis			
H	2	Brandon Fields			
KOR	14	<u>Jarvis Landry</u>	34	<u>Damien Williams</u>	
PR	14	<u>Jarvis Landry</u>	18	Rishard Matthews	21 Brent Grimes
LS	92	John Denney			

*2014 Rookies Underlined

2014 MIAMI DOLPHINS PRONUNCIATION GUIDE


PLAYER	PHONETICALLY	COACH/STAFF	PHONETICALLY
Terrence Fede	Fuh-DAY	Lou Anarumo	ann-UH-room-OH
Ja'Wuan James	JUH-Wan	Joe Cimino	Chu-MEAN-oh
Jelani Jenkins	JUH - la - NEE	Naohisa Inoue	Now-HE-Sa, IN-ew-way
Koa Misi	CO-uh, ME-see	Darren Krein	Krine
Jared Odrick	ODD-rick	Marwan Maalouf	mah-LOOF
Mike Pouncey	POUNCE-e	Phil McGeoghan	muh-GAY-gehn
Samson Satele	Suh-tell-EE	Dave Puloka	Puh-LOU-kuh
Caleb Sturgis	KAY-lib		
Ryan Tannehill	TAN-uh-hill		
Jason Trusnik	TRUHS-nick		
Olivier Vernon	Oh-Liv-E-AYE		

FLASHBACK...

TO THE 2014 MIAMI DOLPHINS SEASON



Week 1 vs. New England - W, 33-20



Week 2 at Buffalo - L, 10-29



Week 3 vs. Kansas City - L, 15-34



Week 4 at Oakland (London) - W, 38-14



Week 6 vs. Green Bay - L, 24-27



Week 7 at Chicago - W, 27-14



Week 8 at Jacksonville - W, 27-13



Week 9 vs. San Diego - W, 37-0



Week 10 at Detroit - L, 16-20



Week 11 vs. Buffalo - W, 22-9




Week 12 at Denver - L, 36-39



Week 13 at New York Jets - W, 16-13



Week 14 vs. Baltimore - L, 13-28



Week 15 at New England - L, 13-41



Week 16 vs. Minnesota - W, 37-35



Week 17 vs. New York Jets - L, 24-37





SUPPLEMENTAL STATS

2014

2014 MIAMI DOLPHINS STATS

WON 8, LOST 8				* RUSHING				No. Yds		Avg Long TD		
09/07 W 33-20	New England	70,630	Miller	216	1099	5.1	97t	8				
09/14 L 10-29	at Buffalo	69,954	Tannehill	56	311	5.6	40	1				
09/21 L 15-34	Kansas City	70,313	Dan. Thomas	44	168	3.8	15	2				
09/28 W 38-14	at Oakland	83,436	Moreno	31	148	4.8	15	1				
10/12 L 24-27	Green Bay	70,875	Damie. Williams	36	122	3.4	19	0				
10/19 W 27-14	at Chicago	62,413	M. Wallace	4	16	4.0	12	0				
10/26 W 27-13	at Jacksonville	65,633	L. James LG	5	9	1.8	5	0				
11/02 W 37- 0	San Diego	70,222	L. James TM	3	9	3.0	5	0				
11/09 L 16-20	at Detroit	63,179	Matthews	1	3	3.0	3	0				
11/13 W 22- 9	Buffalo	71,573	Darkwa TM	4	2	0.5	7	0				
11/23 L 36-39	at Denver	76,987	Moore	2	-2	-1.0	-1	0				
12/01 W 16-13	at New York Jets	78,160	Landry	2	-4	-2.0	4	0				
12/07 L 13-28	Baltimore	70,244	TEAM	399	1872	4.7	97t	12				
12/14 L 13-41	at New England	68,756	OPPONENTS	453	1937	4.3	47	13				
12/21 W 37-35	Minnesota	66,203	* RECEIVING	No. Yds		Avg Long TD						
12/28 L 24-37	New York Jets	70,220	Landry	84	758	9.0	25	5				
	Miami	Opp.	M. Wallace	67	862	12.9	50	10				
TOTAL FIRST DOWNS	361	309	Clay	58	605	10.4	41	3				
Rushing	99	99	Hartline	39	474	12.2	35	2				
Passing	226	194	Miller	38	275	7.2	20	1				
Penalty	36	16	Gibson	29	295	10.2	40	1				
3rd Down: Made/Att	80/200	98/223	Sims	24	284	11.8	38	2				
3rd Down Pct.	40.0	43.9	Damie. Williams	21	187	8.9	32	1				
4th Down: Made/Att	7/19	13/22	Dan. Thomas	13	121	9.3	25	0				
4th Down Pct.	36.8	59.1	Matthews	12	135	11.3	23	2				
POSSESSION AVG.	30:08	29:52	Darkwa TM	3	31	10.3	17	0				
TOTAL NET YARDS	5601	5494	Hoskins TM	3	21	7.0	14	0				
Avg. Per Game	350.1	343.4	Damia. Williams TM	1	14	14.0	14	0				
Total Plays	1040	1029	Moreno	1	8	8.0	8	0				
Avg. Per Play	5.4	5.3	Tannehill	1	-4	-4.0	0	0				
NET YARDS RUSHING	1872	1937	TEAM	394	4066	10.3	50	27				
Avg. Per Game	117.0	121.1	OPPONENTS	338	3768	11.1	74t	27				
Total Rushes	399	453	* INTERCEPTIONS	No. Yds		Avg Long TD						
NET YARDS PASSING	3729	3557	Grimes	5	80	16.0	32	1				
Avg. Per Game	233.1	222.3	R. Jones	3	62	20.7	50	0				
Sacked/Yards Lost	46/337	39/211	Delmas	1	81	81.0	81t	1				
Gross Yards	4066	3768	Aikens	1	43	43.0	43	0				
Att./Completions	595/394	537/338	J. Wilson	1	31	31.0	31	0				
Completion Pct.	66.2	62.9	Shelby	1	2	2.0	2	0				
Had Intercepted	12	14	Stanford	1	0	0.0	0	0				
PUNTS/AVERAGE	59/45.6	61/42.5	Trusnik	1	0	0.0	0	0				
NET PUNTING AVG.	59/38.6	61/38.2	TEAM	14	299	21.4	81t	2				
PENALTIES/YARDS	81/635	105/920	OPPONENTS	12	252	21.0	70	0				
FUMBLES/BALL LOST	27/11	19/11	* PUNTING	No. Yds		Avg Net TB In Lg B						
TOUCHDOWNS	42	42	Fields	58	2688	46.3	38.6	3	21	60	1	
Rushing	12	13	TEAM	59	2688	45.6	38.6	3	21	60	1	
Passing	27	27	OPPONENTS	61	2593	42.5	38.2	3	24	64	3	
Returns	3	2	* PUNT RETURNS	Ret FC		Yds		Avg Long TD				
* SCORE BY PERIODS	Q1 Q2 Q3 Q4 OT PTS	Landry	25	19	204	8.2	32	0				
TEAM	53 108 137 90 0 388	TEAM	25	19	204	8.2	32	0				
OPPONENTS	74 84 85 130 0 373	OPPONENTS	36	11	349	9.7	47	0				
* SCORING	TD-Ru-Pa-Rt K-PAT FG S PTS	* KICKOFF RETURNS	No. Yds		Avg Long TD							
Sturgis	0 0 0 0 41/41 29/37 0 128	Landry	34	954	28.1	74	0					
M. Wallace	10 0 10 0 0 60	Damie. Williams	5	102	20.4	26	0					
Miller	9 8 1 0 0 54	Fede	1	13	13.0	13	0					
Landry	5 0 5 0 0 30	Garner	1	13	13.0	13	0					
Clay	3 0 3 0 0 18	TEAM	41	1082	26.4	74	0					
Dan. Thomas	2 2 0 0 0 14	OPPONENTS	46	1237	26.9	102t	1					
Hartline	2 0 2 0 0 12	* FIELD GOALS	1-19	20-29	30-39	40-49	50+					
Matthews	2 0 2 0 0 12	Sturgis	1/ 1	12/12	7/ 8	6/10	3/6					
Sims	2 0 2 0 0 12	TEAM	1/ 1	12/12	7/ 8	6/10	3/6					
Delmas	1 0 0 1 0 6	OPPONENTS	1/ 1	6/ 6	11/13	7/13	1/1					
Finnegan	1 0 0 1 0 6	Sturgis:	(38G, 24G, 22G, 27G) (34G) (48N, 22G, 51G)									
Gibson	1 0 1 0 0 6	(41G) (48G) (50N, 33G, 37B, 19G) (43G, 29G) (26G, 25G,										
Grimes	1 0 0 1 0 6	45N, 23G) (23G, 50G, 20G) (38G, 32G) () (43N, 43G, 44G,										
Moreno	1 1 0 0 0 6	26G) (46G, 34G) (41B, 24G, 53G) (56N) (37G, 53N)										
Tannehill	1 1 0 0 0 6	OPP: (47G, 45G) (27G, 27G, 31G, 32G, 31N, 38G) () () (43G,										
Damie. Williams	1 0 1 0 0 6	30G) () (48B, 30G, 40G) () (26G, 42B, 50G) (33G, 21G, 46G,										
Fede	0 0 0 0 1	2 47N) (38G, 33N) (40G, 48N, 45G, 45N) () (35G, 36G) (18G,										
TEAM	42 12 27 3 41/41 29/37 3 388	33G) (45N, 26G, 23G, 39G)										
OPPONENTS	42 13 27 2 39/39 26/34 0 373											
2-Pt Conv: Dan. Thomas, TM 1-1, OPP 2-3												
SACKS: Wake 11.5, Vernon 6.5, Starks 4.5, Jenkins 3.5, Shelby 3, Mitchell 2, Delmas 1, Fede 1, Freeny 1, R. Jones 1, Jordan 1, McCain 1, Misi 1, Odrick 1, TM 39, OPP 46												
FUM/LOST: Tannehill 9/2, Landry 7/4, Miller 3/3, Gibson 2/0, M. Wallace 2/1, Hartline 1/0, R. Jones 1/0, Matthews 1/0, Dan. Thomas 1/1												
* PASSING	Att Cmp	Yds	Cmp%	Yds/Att	TD	TD%	Int	Int%	Long	Sack/Lost	Rating	
Tannehill	590	392	4045	66.4	6.86	27	4.6	12	2.0	50	46/ 337	92.8
Moore	4	2	21	50.0	5.25	0	0.0	0	0.0	14	0/ 0	65.6
M. Wallace	1	0	0	0.0	0.00	0	0.0	0	0.0	---	0/ 0	39.6
TEAM	595	394	4066	66.2	6.83	27	4.5	12	2.0	50	46/ 337	92.5
OPPONENTS	537	338	3768	62.9	7.02	27	5.0	14	2.6	74t	39/ 211	89.7



2014 MIAMI DOLPHINS SUPPLIMENTAL STATS

2014 MIAMI DOLPHINS GAME-BY-GAME TEAM DEFENSIVE TACKLES												
DATE	OPPONENT	SOLO	ASST	TOTAL	SACKS	YARDS	TFL	QBH	IN/YD	PD	FF	FR
9/7	NEW ENGLAND PATRIOTS	45	8	53	4	23	3	6	0	3	2	2
9/14	at Buffalo Bills	45	29	74	0	0	3	2	0	3	0	0
9/21	KANSAS CITY CHIEFS	53	10	63	5	18	6	5	0	1	3	2
9/28	at Oakland Raiders	43	3	46	2	11	3	5	3/106	7	0	1
10/12	GREEN BAY PACKERS	50	12	62	3	16	5	6	0	6	1	0
10/19	at Chicago Bears	36	0	36	3	18	4	2	1/50	7	2	3
10/26	at Jacksonville Jaguars	38	22	60	4	20	6	6	2/103	2	1	1
11/2	SAN DIEGO CHARGERS	30	12	42	4	20	6	5	3/42	3	1	1
11/9	at Detroit Lions	40	10	50	3	19	5	6	1/0	6	0	0
11/13	BUFFALO BILLS	40	3	43	2	10	4	5	0	4	0	0
11/23	at Denver Broncos	53	8	61	1	8	3	1	0	1	0	0
12/1	at New York Jets	50	30	80	2	16	9	5	1/(-4)	2	0	0
12/7	BALTIMORE RAVENS	44	10	54	1	5	3	1	1/0	3	0	0
12/14	at New England Patriots	34	24	58	0	0	2	5	1/0	5	1	0
12/21	MINNESOTA VIKINGS	46	2	48	4	21	6	6	1/2	1	0	0
12/28	NEW YORK JETS	49	6	55	1	6	9	1	0/0	3	1	1
2014 TOTALS		696	189	885	39	211	77	67	14/299	57	12	11

2014 MIAMI DOLPHINS DEFENSIVE STATISTICS											
PLAYER	SOLO	ASST	TOTAL	SACKS	SK YDS	TFL	QBH	IN/YDS	PD	FF	FR
Jenkins, Jelani	81	27	108	3.5	26.5	9	6	0	1	2	0
Jones, Reshad	70	9	79	1.0	8.0	5	1	3/62	7	1	0
Misi, Koa	50	16	66	1.0	8.0	4	4	0	2	0	1
Delmas, Louis	50	11	61	1.0	4.0	2	1	1/81	3	0	2
Grimes, Brent	47	10	57	0.0	0.0	1	0	5/80	13	1	0
Wilson, Jimmy	46	11	57	0.0	0.0	0	1	1/31	2	0	0
Vernon, Olivier	31	15	46	6.5	30.5	9	12	0	0	2	0
Wheeler, Philip	34	11	45	0.0	0.0	2	0	0	0	0	0
Finnegan, Cortland	33	11	44	0.0	0.0	1	0	0	9	1	1
Trusnik, Jason	26	13	39	0.0	0.0	4	0	1/0	2	0	2
Wake, Cameron	31	5	36	11.5	59.5	8	18	0	3	3	1
Mitchell, Earl	22	11	33	2.0	12.0	8	2	0	1	0	0
Odrick, Jared	24	6	30	1.0	1.0	3	6	0	5	1	1
Taylor, Jamar	29	0	29	0.0	0.0	3	0	0	0	0	0
Starks, Randy	19	9	28	4.5	19.5	6	6	0	1	0	1
Shelby, Derrick	21	5	26	3.0	17.0	4	3	1/2	1	0	1
Sheppard, Kelvin	14	6	20	0.0	0.0	1	1	0	0	1	0
Jordan, Dion	13	0	13	1.0	7.0	1	2	0	1	0	0
Davis, Will	11	1	12	0.0	0.0	0	0	0	3	0	0
Aikens, Walt	7	2	9	0.0	0.0	0	0	1/43	1	0	0
Fede, Terrence	7	2	9	1.0	5.0	1	1	0	0	0	0
Stanford, R.J.	7	2	9	0.0	0.0	1	0	1/0	2	0	0
Thomas, Michael	6	2	8	0.0	0.0	0	0	0	0	0	0
Freemy, Jonathan	2	3	5	1.0	4.0	1	1	0	0	0	0
Kovacs, Jordan	4	0	4	0.0	0.0	0	0	0	0	0	0
McCain, Chris	4	0	4	1.0	9.0	3	1	0	0	0	0
Ellerbe, Dannell	2	0	2	0.0	0.0	0	0	0	0	0	0
Landry, Jarvis	2	0	2	0.0	0.0	0	0	0	0	0	0
Johnson, Anthony	1	1	2	0.0	0.0	0	1	0	0	0	1
Rose, Lowell	1	0	1	0.0	0.0	0	0	0	0	0	0
Tripp, Jordan	1	0	1	0.0	0.0	0	0	0	0	0	0
TOTALS	696	189	885	39	211	77	67	14/299	57	12	11
NOTE: Special teams and miscellaneous tackles/fumbles not included above DEFENSIVE TOUCHDOWNS: C. Finnegan (50yd Fumble return - at Oakland 9/28); L. Delmas (81 yd INT return at Jacksonville 10/26); B. Grimes (22 yd INT return at Jacksonville 10/26) MISCELLANEOUS TACKLES: 3 - Tannehill; 2 - Colledge; 1 - B. Albert; 1 - Fox; 1 - Gibson; 1 - Grimes; 1 - Hartline; 1 - J. James; 1 - J. Landry; 1 - L. Miller; 1 - Satele; 1 - M. Wallace MISCELLANEOUS FORCED FUMBLES: MISCELLANEOUS FUMBLE RECOVERIES: 3 - R. Tannehill; 2 - C. Clay; 1 - J. James; 1 - Miller; 1 - Satele; 1 - D. Sims.											

2014 MIAMI DOLPHINS INTERCEPTIONS		
NAME	INT	OPPONENT
Grimes, Brent	5	1 - at Oakland (9/28); 1t - at Jacksonville (10/26); 2 - vs. San Diego (11/2); 1 - at Detroit (11/9)
Jones, Reshad	3	1 - at Chicago (10/19); 1 - vs. San Diego (11/2); 1 - at New York Jets (12/1)
Aiken, Walt	1	1 - at Oakland (9/28)
Delmas, Louis	1	1t - at Jacksonville (10/26)
Shelby, Derrick	1	1 - vs. Minnesota (12/21)
Stanford, R.J.	1	1 - vs. Baltimore (12/7)
Trusnik, Jason	1	1 - at New England (12/14)
Wilson, Jimmy	1	1 - at Oakland (9/28)
TOTAL	14	



2014 MIAMI DOLPHINS SUPPLIMENTAL STATS

2014 MIAMI DOLPHINS SACKS			
NAME	SACKS	YDS	OPPONENT
Wake, Cameron	11.5	59.5	2 - vs. New England (9/7); 1.5 - vs. Green Bay (10/12); 1 - at Chicago (10/19); 1 - at Jacksonville (10/26); 1 - vs. San Diego (11/2); 2 - at Detroit (11/9); 1 - at New York Jets (12/1); 2 - vs. Minnesota (12/21)
Vernon, Olivier	6.5	30.5	vs. New England (9/7); 1 - vs. Kansas City; 1.5 - vs. Green Bay (10/12); 1 - vs. San Diego (11/2); 1 - vs. Buffalo (11/13); 1 - vs. Baltimore (12/7)
Starks, Randy	4.5	19.5	1.5 - vs. Kansas City (9/21); 1 - vs. San Diego (11/2); 1 - vs. Minnesota (12/21); 1 - vs. New York Jets (12/28)
Jenkins, Jelani	3.5	26.5	1.5 - vs. Kansas City (9/21); 1 - at Detroit (11/9); 1 - at Denver (11/23/14)
Shelby, Derrick	3.0	17	2 - at Oakland (9/28); 1 - at Chicago (10/19)
Mitchell, Earl	2.0	12	1 - vs. San Diego (11/2); 1 - vs. Buffalo (11/13)
Delmas, Louis	1.0	4	1 - at Chicago (10/19)
Fede, Terrence	1.0	5	1 - at Jacksonville (10/26)
Freeny, Jonathan	1.0	4	1 - at Jacksonville (10/26)
Jones, Reshad	1.0	8	1 - at Jacksonville (10/26)
Jordan, Dion	1.0	7	1 - vs. Minnesota (12/21)
McCain, Chris	1.0	9	1 - vs. New England (9/7)
Misi, Koa	1.0	8	1 - at New York Jets (12/1)
Odrick, Jared	1.0	1	1 - vs. Kansas City (9/21)
2014 TOTAL	39.0	211	

2014 MIAMI DOLPHINS TURNOVERS									
		TAKEAWAYS			GIVEAWAYS				
DATE	OPPONENT	INT	FUM	TOTAL	INT	FUM	TOTAL	DIFF	W/L
9/7	NEW ENGLAND PATRIOTS	0	2	2	1	2	3	-1	W
9/14	at Buffalo Bills	0	0	0	1	1	2	-2	L
9/21	KANSAS CITY CHIEFS	0	2	2	0	0	0	2	L
9/28	at Oakland Raiders	3	1	4	1	2	3	1	W
10/12	GREEN BAY PACKERS	0	0	0	2	1	3	-3	L
10/19	at Chicago Bears	1	2	3	0	0	0	3	W
10/26	at Jacksonville Jaguars	2	1	3	1	0	1	2	W
11/2	SAN DIEGO CHARGERS	3	1	4	0	0	0	4	W
11/9	at Detroit Lions	1	0	1	1	1	2	-1	L
11/13	BUFFALO BILLS	0	0	0	0	2	2	-2	W
11/23	at Denver Broncos	0	1	1	1	0	1	0	L
12/1	at New York Jets	1	0	1	1	0	1	0	W
12/7	BALTIMORE RAVENS	1	0	1	0	0	0	1	L
12/14	at New England Patriots	1	0	1	2	0	2	-1	L
12/21	MINNESOTA VIKINGS	1	0	1	1	1	2	-1	W
12/28	NEW YORK JETS	0	1	1	0	1	1	0	L
TOTAL		14	11	25	12	11	23	2	8-8

2014 MIAMI DOLPHINS SPECIAL TEAMS STATISTICS									
DATE	OPPONENT	SOLO	ASST	TOTAL	FF	FR	BFG	BPAT	BPNT
9/7	NEW ENGLAND PATRIOTS	5	0	5					1
9/14	at Buffalo Bills	4	1	5					
9/21	KANSAS CITY CHIEFS	7	2	9					
9/28	at Oakland Raiders	7	0	7					
10/12	GREEN BAY PACKERS	3	0	3					1
10/19	at Chicago Bears	2	0	2					
10/26	at Jacksonville Jaguars	7	0	7			1		
11/2	SAN DIEGO CHARGERS	4	0	4					
11/9	at Detroit Lions	6	2	8			1		
11/13	BUFFALO BILLS	4	0	4					
11/23	at Denver Broncos	7	0	7	1	1			
12/1	at New York Jets	5	2	7					
12/7	BALTIMORE RAVENS	1	0	1		1			
12/14	at New England Patriots	4	4	8					
12/21	MINNESOTA VIKINGS	4	0	4		1			1
12/28	NEW YORK JETS	8	0	8					
2014 TOTALS		78	11	89	1	3	2	0	3

2014 MIAMI DOLPHINS FUMBLES			
PLAYER	NUM	LOST	LOST FUMBLES
Tannehill, Ryan	9	2	1 - vs. Buffalo (11/13); 1 - vs. New York Jets (12/28)
Landry, Jarvis	7	4	1 - at Buffalo Bills (9/14); 1 - at Oakland (9/28); 1 - vs. Buffalo (11/13); 1 - vs. Minnesota (12/21)
Miller, Lamar	3	3	1 - vs. New England (9/7); 1 - at Oakland (9/28); 1 - vs. Green Bay (10/12)
Gibson, Brandon	2	0	
Wallace, Mike	2	1	1 - vs. New England (9/7)
Jones, Reshad	1	0	
Matthews, Rishard	1	0	
Thomas, Daniel	1	1	1 - at Detroit (11/9)
TOTAL	26	11	



2014 MIAMI DOLPHINS SUPPLIMENTAL STATS

2014 MIAMI DOLPHINS SPECIAL TEAMS STATISTICS									
PLAYER	SOLO	ASST	TOTAL	FF	FR	BFG	BPAT	BPNT	
Trusnik, Jason	8	3	11						
Thomas, Michael	9	1	10						
Freemy, Jonathan	8	1	9					1	
Jordan, Dion	7	0	7						
Aikens, Walt	5	0	5						
Davis, Will	5	0	5						
Jones, Don	5	0	5						
Matthew, Rishard	3	1	4						
Sheppard, Kelvin	3	1	4						
Sturgis, Caleb	3	0	3						
Williams, Damian	3	0	3	1					
Kovacs, Jordan	2	1	3						
Stanford, R.J.	2	1	3						
Denney, John	2	0	2		1				
Jenkins, Jelani	2	0	2						
Taylor, Jamar	2	0	2						
Wilson, Jimmy	2	0	2						
Tripp, Jordan	1	1	2						
Fields, Brandon	1	0	1						
Landry, Jarvis	1	0	1		2				
McCain, Chris	1	0	1					1	
Misi, Koa	1	0	1						
Vernon, Olivier	1	0	1			1			
Williams, Damien	1	0	1						
Jones, Reshad	0	1	1						
Fede, Terrence	0	0	0					1	
Mitchell, Earl	0	0	0			1			
TOTALS	78	11	89	1	3	2	0	3	

2014 MIAMI DOLPHINS GAME-BY-GAME STATISTICS																							
MIAMI																							
	FIRST DOWNS				OFFENSE			NET PASSING							NET RUSHING				PEN		FUMB		T.O.P
GAME	T	R	P	PN	AT	YDS	AVG	A	C	I	YDS	TD	SK	YDS	AT	YDS	AVG	TD	NO	YD	NO	LST	
NE	25	11	10	4	71	360	5.1	32	18	1	169	2	1	9	38	191	5.0	1	4	26	3	2	30:27
BUF	23	4	16	3	74	290	3.9	49	31	1	210	1	4	31	21	80	3.8	0	3	20	1	1	31:17
KC	18	6	12	0	67	332	5.0	43	21	0	191	1	4	14	20	141	7.1	0	6	65	1	0	26:18
OAK	24	8	15	1	66	435	6.6	31	23	1	278	2	0	0	35	157	4.5	2	5	35	3	2	30:54
GB	19	5	12	2	55	336	6.1	31	20	2	237	2	1	7	23	112	4.9	1	5	25	1	1	22:48
CHI	24	7	17	0	69	393	5.7	32	25	0	256	2	4	21	33	137	4.2	1	7	84	1	0	37:22
JAX	17	7	8	2	56	326	5.8	29	16	1	178	1	3	18	24	148	6.2	0	7	52	0	0	27:37
SD	28	19	17	1	74	441	6.0	39	26	0	309	3	0	0	35	132	3.8	1	3	25	1	0	36:07
DET	20	2	15	3	60	222	3.7	38	27	1	172	1	3	29	19	50	2.6	0	5	44	2	1	28:26
BUF	24	6	15	3	63	330	5.2	34	26	0	205	2	5	35	24	125	5.2	0	4	30	2	2	32:22
DEN	25	5	17	3	58	313	5.4	36	26	1	216	3	1	12	21	97	4.6	2	6	50	3	0	25:43
NYJ	16	5	9	2	55	291	5.3	35	25	1	217	0	2	18	18	74	4.1	1	3	20	0	0	27:25
BAL	16	5	10	1	55	249	4.5	33	23	0	186	1	6	41	16	63	3.9	0	6	30	2	0	29:42
NE	23	4	16	3	74	384	5.2	47	29	2	308	1	4	38	23	76	3.3	0	5	35	3	0	33:46
MIN	36	7	23	6	77	493	6.4	47	35	1	377	4	1	13	29	110	3.8	1	7	54	2	1	33:06
NYJ	23	7	14	2	66	387	5.9	39	23	0	208	1	7	51	20	179	9.0	2	5	40	1	1	28:44
2014 TOTAL	361	108	226	36	1040	5582	5.4	595	394	12	3717	27	46	337	399	1872	4.7	12	81	635	26	11	
OPPONENTS																							
	FIRST DOWNS				OFFENSE			NET PASSING							NET RUSHING				PEN		FUMB		T.O.P
GAME	T	R	P	PN	AT	YDS	AVG	A	C	I	YDS	TD	SK	YDS	AT	YDS	AVG	TD	NO	YD	NO	LST	
NE	20	7	12	1	80	315	3.9	56	29	0	226	1	4	23	20	89	4.5	1	9	100	3	2	29:33
BUF	13	3	10	0	59	315	5.3	26	16	0	202	1	0	0	33	113	3.4	0	6	40	0	0	28:43
KC	23	8	14	1	71	342	4.8	25	19	0	168	3	5	18	41	171	4.2	2	4	23	4	2	33:42
OAK	17	2	15	0	64	317	5.0	44	28	3	264	2	2	11	18	53	2.9	0	9	80	1	1	29:06
GB	27	8	17	2	79	369	4.7	42	24	0	248	3	3	16	34	121	3.6	0	4	44	1	0	37:12
CHI	14	3	10	1	51	224	4.4	34	21	1	172	1	3	18	14	52	3.7	1	2	15	4	2	22:38
JAX	19	6	11	2	68	377	5.5	34	18	2	201	1	4	20	30	176	5.9	0	6	37	1	1	32:23
SD	10	2	8	0	49	178	3.6	26	13	3	128	0	4	20	19	50	2.6	0	7	57	1	1	23:53
DET	19	2	15	2	64	351	5.5	42	27	1	288	2	3	19	19	63	3.3	0	10	98	0	0	31:34
BUF	13	4	9	0	60	237	4.0	39	22	0	183	0	2	10	19	54	2.8	0	7	70	0	0	27:38
DEN	29	10	15	4	71	450	6.3	35	28	0	249	4	1	8	35	201	5.7	1	9	98	1	1	34:17
NYJ	18	13	5	0	64	326	5.1	13	7	1	49	0	2	16	49	277	5.7	1	7	57	1	0	32:35
BAL	26	11	15	0	65	447	6.9	33	25	1	264	2	1	5	31	183	5.9	2	7	36	0	0	30:18
NE	23	10	12	1	64	395	6.2	35	21	1	287	2	0	0	29	108	3.7	2	5	51	1	0	26:14
MIN	20	8	11	1	58	357	6.2	26	19	1	238	2	4	21	28	119	4.3	2	8	74	0	0	26:54
NYJ	18	2	15	1	62	494	8.0	27	21	0	390	3	1	6	34	104	3.1	1	5	40	1	1	31:16
2014 TOTAL	309	99	194	16	1029	5494	5.3	537	338	14	3557	27	39	211	453	1934	4.3	13	105	920	19	11	



2014 MIAMI DOLPHINS SUPPLIMENTAL STATS

2014 MIAMI DOLPHINS GAME-BY-GAME DRIVE PRODUCTION																					
MIAMI																					
GAME	POSS	TD	PAT	2PT	M2PT	FG	MFG	Bk FG	PUNT	Bk PUNT	INT	FUM	SAF	DWNS	HF	GM	PTS	TD%	SCORE %	PTS/POSS	
NE	14	3	3	0	0	4	0	0	2	0	1	2	0	0	1	1	33	21.4%	50.0%	2.4	
BUF	12	1	1	0	0	1	0	0	5	1	1	1	0	2	1	0	10	8.3%	16.7%	0.8	
KC	14	1	1	0	0	2	1	0	7	0	0	0	0	2	0	1	13	7.1%	21.4%	0.9	
OAK	12	4	4	0	0	1	0	0	2	0	1	1	0	1	1	1	31	33.3%	41.7%	2.6	
GB	11	3	3	0	0	1	0	0	3	0	2	1	0	1	0	0	24	27.3%	36.4%	2.2	
CHI	10	3	3	0	0	2	2	0	2	0	0	0	0	0	0	1	27	30.0%	50.0%	2.7	
JAC	10	1	1	0	0	2	0	0	5	0	1	0	0	0	0	1	13	10.0%	30.0%	1.3	
SD	11	4	4	0	0	3	1	0	2	0	0	0	0	1	0	0	37	36.4%	63.6%	3.4	
DET	11	1	1	0	0	3	0	0	4	0	1	1	0	0	0	1	16	9.1%	36.4%	1.5	
BUF	10	2	2	0	0	2	0	0	3	0	0	2	0	0	0	1	22	20.0%	40.0%	2.2	
DEN	10	5	4	1	0	0	0	0	3	0	1	0	0	0	1	0	36	50.0%	50.0%	3.6	
NYJ	11	1	1	0	0	3	1	0	4	0	1	0	0	0	0	1	16	9.1%	36.4%	1.5	
BAL	10	1	1	0	0	2	0	0	5	0	0	0	0	1	1	0	13	10.0%	30.0%	1.3	
NE	12	1	1	0	0	2	0	1	4	0	2	0	0	2	0	0	13	8.3%	25.0%	1.1	
MIN	12	5	5	0	0	0	1	0	2	0	1	1	0	0	1	1	35	41.7%	41.7%	2.9	
NYJ	13	3	3	0	0	1	1	0	5	0	0	1	0	1	0	1	24	23.1%	30.8%	1.8	
TOTAL	183	39	38	1	0		7	1	58	1	12	10	0	11	6	10	363	21.3%	37.2%	2.0	
OPPONENTS																					
GAME	POSS	TD	PAT	2PT	M2PT	FG	MFG	Bk FG	PUNT	Bk PUNT	INT	FUM	SAF	DWNS	HF	GM	PTS	TD%	SCORE %	PTS/POSS	
NE	13	2	2	0	0	2	0	0	4	1	0	2	0	1	0	0	20	15.4%	30.8%	1.5	
BUF	13	2	2	0	0	5	1	0	4	0	0	0	0	0	0	1	29	15.4%	53.8%	2.2	
KC	13	5	4	0	1	0	0	0	5	0	0	2	1	0	0	0	34	38.5%	38.5%	2.6	
OAK	13	2	2	0	0	0	0	0	6	0	3	1	0	1	0	0	14	15.4%	15.4%	1.1	
GB	11	3	3	0	0	2	0	0	4	1	0	0	0	0	1	0	27	27.3%	45.5%	2.5	
CHI	9	2	2	0	0	0	0	0	3	0	1	2	0	1	0	0	14	22.2%	22.2%	1.6	
JAC	12	1	1	0	0	2	1	1	4	0	2	1	0	0	1	0	13	8.3%	25.0%	1.1	
SD	11	0	0	0	0	0	0	0	5	0	3	1	0	1	0	1	0	0.0%	0.0%	0.0	
DET	11	2	2	0	0	2	0	1	3	0	1	0	0	1	1	0	20	18.2%	36.4%	1.8	
BUF	10	0	0	0	0	3	1	0	2	0	0	0	1	2	1	0	9	0.0%	30.0%	0.9	
DEN	9	5	4	1	0	1	1	0	1	0	0	0	0	0	0	1	39	55.6%	66.7%	4.3	
NYJ	10	1	1	0	0	2	2	0	4	0	1	0	0	0	0	0	13	10.0%	30.0%	1.3	
BAL	10	4	4	0	0	0	0	0	4	0	1	0	0	0	0	1	28	40.0%	40.0%	2.8	
NE	12	4	4	0	0	2	0	0	3	0	1	0	0	0	1	1	34	33.3%	50.0%	2.8	
MIN	11	4	3	1	0	2	0	0	3	1	1	0	1	0	0	0	35	36.4%	54.5%	3.2	
NYJ	13	4	4	0	0	3	1	0	2	0	0	1	0	1	1	0	37	30.8%	53.8%	2.8	
TOTAL	181	41	38	2	1		7	2	57	3	14	10	3	8	6	5	366	22.7%	37.0%	2.0	

2014 MIAMI DOLPHINS GAME-BY-GAME REDZONE PRODUCTION																	
MIAMI																	
GAME	POSS	TD	PAT	2-PT.	M-2PT.	FG	MFG	Bk FG	INT	FUM	DW/PNT	HF	GM	PTS	TD%	SCORE %	PTS/POSS.
NE	6	3	3	0	0	3	0	0	0	0	0	0	0	30	50.0%	100.0%	5.0
BUF	2	1	1	0	0	1	0	0	0	0	0	0	0	10	50.0%	100.0%	5.0
KC	2	1	1	0	0	1	0	0	0	0	0	0	0	10	50.0%	100.0%	5.0
OAK	8	4	4	0	0	0	0	0	1	1	1	0	1	28	50.0%	50.0%	3.5
GB	4	3	3	0	0	0	0	0	0	0	1	0	0	21	75.0%	75.0%	5.3
CHI	6	3	3	0	0	2	1	0	0	0	0	0	0	27	50.0%	83.3%	4.5
JAC	4	1	1	0	0	1	0	0	1	0	0	0	1	10	25.0%	50.0%	2.5
SD	7	3	3	0	0	3	0	0	0	0	1	0	0	30	42.9%	85.7%	4.3
DET	4	1	1	0	0	2	0	0	1	0	0	0	0	13	25.0%	75.0%	3.3
BUF	6	2	2	0	0	2	0	0	0	1	0	0	1	22	33.3%	66.7%	3.7
DEN	5	5	4	1	0	0	0	0	0	0	0	0	0	36	100.0%	100.0%	7.2
NYJ	2	1	1	0	0	1	0	0	0	0	0	0	0	10	50.0%	100.0%	5.0
BAL	2	1	1	0	0	1	0	0	0	0	0	0	0	10	50.0%	100.0%	5.0
NE	3	0	0	0	0	1	0	0	0	0	2	0	0	3	0.0%	33.3%	1.0
MIN	5	5	5	0	0	0	0	0	0	0	0	0	0	35	100.0%	100.0%	7.0
NYJ	2	1	1	0	0	1	0	0	0	0	0	0	0	10	50.0%	100.0%	5.0
TOTAL	68	35	34	1	0	19	1	0	3	2	5	0	3	305	51.5%	79.4%	4.5



2014 MIAMI DOLPHINS SUPPLIMENTAL STATS

2014 MIAMI DOLPHINS GAME-BY-GAME REDZONE PRODUCTION																		
OPPONENTS																		
GAME	POSS	TD	PAT	2-PT.	M-2PT.	FG	MFG	Bk FG	INT	FUM	DW/PNT	HF	GM	PTS	TD%	SCORE %	PTS/POSS	
NE	2	2	2	0	0	0	0	0	0	0	0	0	0	14	100.0%	100.0%	7.0	
BUF	6	1	1	0	0	4	1	0	0	0	0	0	0	19	16.7%	83.3%	3.2	
KC	3	3	2	0	1	0	0	0	0	0	0	0	0	20	100.0%	100.0%	6.7	
OAK	1	1	1	0	0	0	0	0	0	0	0	0	0	7	100.0%	100.0%	7.0	
GB	5	3	3	0	0	2	0	0	0	0	0	0	0	27	60.0%	100.0%	5.4	
CHI	3	2	2	0	0	0	0	0	0	0	1	0	0	14	66.7%	66.7%	4.7	
JAC	1	0	0	0	0	1	0	0	0	0	0	0	0	3	0.0%	100.0%	3.0	
SD	0	0	0	0	0	0	0	0	0	0	0	0	0	0	0.0%	0.0%	0.0	
DET	3	1	1	0	0	2	0	0	0	0	0	0	0	13	33.3%	100.0%	4.3	
BUF	2	0	0	0	0	2	0	0	0	0	0	0	0	6	0.0%	100.0%	3.0	
DEN	8	5	4	1	0	1	1	0	0	0	0	0	1	39	62.5%	75.0%	4.9	
NYJ	1	0	0	0	0	0	1	0	0	0	0	0	0	0	0.0%	0.0%	0.0	
BAL	5	4	4	0	0	0	0	0	1	0	0	0	0	28	80.0%	80.0%	5.6	
NE	5	3	3	0	0	2	0	0	0	0	0	0	0	27	60.0%	100.0%	5.4	
MIN	5	3	2	1	0	2	0	0	0	0	0	0	0	28	60.0%	100.0%	5.6	
NYJ	5	1	1	0	0	3	0	0	0	0	1	0	0	16	20.0%	80.0%	3.2	
TOTAL	55	29	26	2	1	19	3	0	1	0	2	0	1	261	52.7%	87.3%	4.7	

2014 MIAMI DOLPHINS HONORS

AFC DEFENSIVE PLAYER OF THE WEEK

Week 1 - Cameron Wake

Week 9 - Louis Delmas

Week 10 - Brent Grimes

AFC SPECIAL TEAMS PLAYER OF THE MONTH

October - PR Jarvis Landry

FEDEX GROUND PLAYER OF THE WEEK

Week 1 - RB Knowshon Moreno

GMC NEVER SAY NEVER MOMENT OF THE WEEK

Week 1 - Victory to overcome 10-point halftime deficit

2014 LONGEST DRIVES

MIAMI			
	PLAYS	NET YARDS	TIME
-	14 - at Detroit (11/9) 14 - vs. Buffalo (11/13) 14 - at New England (12/14)	97t - vs. New York Jets (12/28)	8:20 - vs. Buffalo (11/13)
For TD	13 - at Chicago (10/19)	97t - vs. New York Jets (12/28)	7:28t - at Chicago (10/19)
OPPONENT			
	PLAYS	NET YARDS	TIME
-	17 - vs. Buffalo (11/13) 13 - vs. New England (9/7) 13 - vs. Green Bay (10/12) 13 - at Denver (11/23)	97t - vs. Baltimore (12/7) 97t - vs. Baltimore (12/7)	9:24 - vs. Buffalo (11/13) 8:02t - vs. Green Bay (10/12)
For TD			

2014 MIAMI DOLPHINS BIG GAMES

MIAMI		
100-YARD RUSHERS	100-YARD RECEIVERS	300-YARD PASSERS
178 - Lamar Miller vs. New York Jets (12/28)	114 - Charles Clay vs. Minnesota (12/21)	396 - Ryan Tannehill vs. Minnesota (12/21)
134 - Knowshon Moreno vs. New England (9/7)	104 - Mike Wallace at New England (12/14)	
108 - Lamar Miller vs. Kansas City (9/21)		
2014 OPPONENT BIG GAMES		
OPPONENT		
100-YARD RUSHERS	100-YARD RECEIVERS	300-YARD PASSERS
167 - C.J. Anderson at Denver (11/23)	221 - Eric Decker vs. New York Jets (12/28)	358 - Geno Smith vs. New York Jets (12/28)
132 - Knile Davis vs. Kansas City (9/21)	125 - Emmanuel Sanders at Denver (11/23)	
108 - Dennard Robinson at Jacksonville (10/26)	117 - Sammy Watkins at Buffalo (9/14)	
105 - Chris Johnson at New York Jets (12/1)	113 - Calvin Johnson at Detroit (11/9)	
	109 - Golden Tate at Detroit (11/9)	
	107 - Jordy Nelson vs. Green Bay (10/12)	



2014 MIAMI DOLPHINS SUPPLIMENTAL STATS

2014 BIG PLAYS	
MIAMI	
PASSING PLAYS (25 yards or more)	RUNNING PLAYS (15 yards or more)
50 - Ryan Tannehill to Mike Wallace at Jacksonville (10/26)	97t - Lamar Miller vs. New York Jets (12/28)
50 - Ryan Tannehill to Mike Wallace at New England (12/14)	40 - Ryan Tannehill vs. Green Bay (10/12)
41 - Ryan Tannehill to Charles Clay vs. Minnesota (12/21)	33 - Lamar Miller vs. Buffalo (11/13)
40 - Ryan Tannehill to Brandon Gibson vs. Minnesota (12/21)	30 - Lamar Miller at Jacksonville (10/26)
38 - Ryan Tannehill to Mike Wallace vs. San Diego (11/2)	30 - Ryan Tannehill at Jacksonville (10/26)
38 - Ryan Tannehill to Dion Sims at Jacksonville (10/26)	30 - Ryan Tannehill at Chicago (10/19)
35 - Ryan Tannehill to Brian Hartline at Oakland (9/28)	24 - Lamar Miller vs. Kansas City (9/21)
33 - Ryan Tannehill to Brian Hartline vs. New York Jets (12/28)	22 - Lamar Miller at Denver (11/23)
33 - Ryan Tannehill to Charles Clay vs. Minnesota (12/21)	22 - Ryan Tannehill vs. San Diego (11/2)
32 - Ryan Tannehill to Mike Wallace at New England (12/14)	21 - Lamar Miller at Oakland (9/28)
32 - Ryan Tannehill to Damien Williams vs. Buffalo (11/13)	20 - Lamar Miller vs. New York Jets (12/28)
31 - Ryan Tannehill to Brian Hartline vs. Buffalo (11/13)	20 - Lamar Miller vs. Kansas City (9/21)
30 - Ryan Tannehill to Mike Wallace vs. Kansas City (9/21)	20 - Lamar Miller at Oakland (9/28)
27 - Ryan Tannehill to Charles Clay vs. Baltimore (12/7)	19 - Damien Williams at Detroit (11/9)
27* - Ryan Tannehill to Jarvis Landry at Detroit (11/9)	17 - Lamar Miller vs. Kansas City (9/21)
26 - Ryan Tannehill to Dion Sims at Chicago (10/19)	15 - Lamar Miller vs. Baltimore (12/7)
25^ - Ryan Tannehill to Jarvis Landry at New England (12/14)	15 - Knowshon Moreno vs. New England (9/7)
25 - Ryan Tannehill to Mike Wallace at New York Jets (12/1)	15 - Ryan Tannehill at New England (12/14)
25 - Ryan Tannehill to Jarvis Landry at New York Jets (12/1)	
25 - Ryan Tannehill to Daniel Thomas at Oakland (9/28)	
25 - Ryan Tannehill to Mike Wallace vs. Green Bay (10/12)	
25 - Ryan Tannehill to Mike Wallace vs. Green Bay (10/12)	
25 - Ryan Tannehill to Charles Clay at Chicago (10/19)	
^Tannehill pass to Landry to NE 45 for 27 yards FUMBLES recovered by C.Clay at NE 47 for no gain.	
* 12 yard pass to Landry PENALTY on DET - Roughing the Passer, 15 yards	
OPPONENTS	
PASSING PLAYS (25 yards or more)	RUNNING PLAYS (15 yards or more)
74 - Geno Smith to Eric Decker vs. New York Jets (12/28)	47 - Chris Johnson at New York Jets (12/1)
50 - Geno Smith to Eric Decker vs. New York Jets (12/28)	47 - C.J. Spiller at Buffalo (9/14)
49t - Matthew Stafford to Calvin Johnson at Detroit (11/9)	44 - Justin Forsett vs. Baltimore (12/7)
48t - Blake Bortles to Allen Robinson (10/26)	41 - Denard Robinson at Jacksonville (10/26)
44 - Tom Brady to Julian Edelman vs. New England (9/7)	32 - Blake Bortles at Jacksonville (10/26)
40 - Teddy Bridgewater to Rhett Ellison vs. Minnesota (12/21)	27 - Jarius Wright vs. Minnesota (12/21)
40 - Geno Smith to Erick Decker vs. New York Jets (12/28)	27 - Bernard Pierce vs. Baltimore (12/7)
38 - Ryan Quigley to Zach Sudfeld vs. New York Jets (12/28)	26 - C.J. Anderson at Denver (11/23)
36 - Geno Smith to Chris Owusu vs. New York Jets (12/28)	25 - C.J. Anderson at Denver (11/23)
35 - Peyton Manning to Emmanuel Sanders at Denver (11/23)	24 - Bernard Pearce vs. Baltimore (12/7)
35 - Tom Brady to Rob Gronkowski at New England (12/14)	23t - Chris Owusu vs. New York Jets (12/28)
34 - Tom Brady to Rob Gronkowski at New England (12/14)	21t - Knile Davis vs. Kansas City (9/21)
33 - Geno Smith to Jeremy Kurler vs. New York Jets (12/28)	21 - Juwan Thompson at Denver (11/23)
31 - Tom Brady to Julian Edelman at New England (12/14)	20 - Jeremy Kerley at New York Jets (12/1)
30 - Derek Carr to James Jones at Oakland (9/28)	20 - Greg Salas at New York Jets (12/1)
30 - EJ Manuel to Sammy Watkins at Buffalo (9/14)	20 - C.J. Anderson at Denver (11/23)
29 - Joe Flacco to Phillip Supernaw vs. Baltimore (12/7)	18 - Jeremy Kerley at New York Jets (12/1)
29 - Matt McGloin to James Jones at Oakland (9/28)	17 - Julian Edelman vs. New England (9/7)
28 - Matthew Stafford to Joique Bell at Detroit (11/9)	17 - Knile Davis vs. Kansas City (9/21)
28 - Matthew Stafford to Golden Tate at Detroit (11/9)	17 - Tom Brady at New England (12/14)
28 - Aaron Rodgers to Randall Cobb vs. Green Bay (10/12)	16 - Joe Banyard vs. Minnesota (12/21)
28 - EJ Manuel to Sammy Watkins at Buffalo (9/14)	16 - Joique Bell at Detroit (11/9)
28 - EJ Manuel to Fred Jackson at Buffalo (9/14)	16 - Donald Brown vs. San Diego (11/2)
28* - Alex Smith to Anthony Fasano vs. Kansas City (9/21)	16 - Matt Forte at Chicago (10/19)
27 - Joe Flacco to Steve Smith vs. Baltimore (12/7)	15 - Knile Davis vs. Kansas City (9/21)
27 - Tom Brady to Rob Gronkowski at New England (12/14)	
26 - Alex Smith to Joe McKnight vs. Kansas City (9/21)	
25 - Teddy Bridgewater to Charles Johnson vs. Minnesota (12/21)	
*Penalty on MIA, Unsportsmanlike Conduct, 15 yards	



2014 MIAMI DOLPHINS SUPPLIMENTAL STATS

2014 MIAMI DOLPHINS GAME-BY-GAME 3RD DOWNS							
DATE	OPPONENT	MIAMI			OPPONENTS		
		MADE	ATTEMPTS	PCT	MADE	ATTEMPTS	PCT
9/7	NEW ENGLAND PATRIOTS	7	13	53.8%	5	17	29.4%
9/14	at Buffalo Bills	5	16	31.3%	5	15	33.3%
9/21	KANSAS CITY CHIEFS	4	15	26.7%	9	16	56.3%
9/28	at Oakland Raiders	5	11	45.5%	6	14	42.9%
10/12	GREEN BAY PACKERS	4	10	40.0%	8	17	47.1%
10/19	at Chicago Bears	4	11	36.4%	5	12	41.7%
10/26	at Jacksonville Jaguars	5	12	41.7%	6	15	40.0%
11/2	SAN DIEGO CHARGERS	8	14	57.1%	3	11	27.3%
11/9	at Detroit Lions	5	14	35.7%	3	12	25.0%
11/13	BUFFALO BILLS	4	9	44.4%	6	15	40.0%
11/23	at Denver Broncos	4	8	50.0%	9	13	69.2%
12/1	at New York Jets	5	13	38.5%	7	15	46.7%
12/7	BALTIMORE RAVENS	4	12	33.3%	5	12	41.7%
12/14	at New England Patriots	3	16	18.8%	8	13	61.5%
12/21	MINNESOTA VIKINGS	9	13	69.2%	7	12	58.3%
12/28	NEW YORK JETS	4	13	30.8%	6	14	42.9%
TOTAL		80	200	40.0%	98	223	43.9%

2014 MIAMI DOLPHINS GAME-BY-GAME 4TH DOWNS							
DATE	OPPONENT	MIAMI			OPPONENTS		
		MADE	ATTEMPTS	PCT	MADE	ATTEMPTS	PCT
9/7	NEW ENGLAND PATRIOTS	0	0	0.0%	2	4	50.0%
9/14	at Buffalo Bills	1	4	25.0%	0	0	0.0%
9/21	KANSAS CITY CHIEFS	0	2	0.0%	1	1	0.0%
9/28	at Oakland Raiders	1	2	50.0%	0	1	0.0%
10/12	GREEN BAY PACKERS	0	1	0.0%	1	1	100.0%
10/19	at Chicago Bears	1	1	100.0%	2	3	66.7%
10/26	at Jacksonville Jaguars	0	0	0.0%	2	2	100.0%
11/2	SAN DIEGO CHARGERS	0	1	0.0%	0	1	0.0%
11/9	at Detroit Lions	0	0	0.0%	2	3	66.7%
11/13	BUFFALO BILLS	0	0	0.0%	0	2	0.0%
11/23	at Denver Broncos	1	1	100.0%	1	1	100.0%
12/1	at New York Jets	0	0	0.0%	0	0	0.0%
12/7	BALTIMORE RAVENS	0	1	0.0%	1	1	100.0%
12/14	at New England Patriots	3	5	60.0%	0	0	0.0%
12/21	MINNESOTA VIKINGS	0	0	0.0%	0	0	0.0%
12/28	NEW YORK JETS	0	1	0.0%	1	2	50.0%
TOTAL		7	19	36.8%	13	22	59.1%

2014 MIAMI DOLPHINS QUARTER-BY-QUARTER SCORING															
			MIAMI							OPPONENTS					
DATE	OPPONENT	W/L	1st	2nd	3rd	4th	OT	Total	1st	2nd	3rd	4th	OT	Total	
9/7	NEW ENGLAND PATRIOTS	W	7	3	13	10		33	10	10	0	0		20	
9/14	at Buffalo Bills	L	0	0	10	0		10	6	3	14	6		29	
9/21	KANSAS CITY CHIEFS	L	0	3	12	0		15	0	14	7	13		34	
9/28	at Oakland Raiders	W	3	21	14	0		38	7	0	0	7		14	
10/12	GREEN BAY PACKERS	L	3	0	7	14		24	7	3	7	10		27	
10/19	at Chicago Bears	W	7	7	7	6		27	0	0	7	7		14	
10/26	at Jacksonville Jaguars	W	0	10	14	3		27	0	3	3	7		13	
11/2	SAN DIEGO CHARGERS	W	7	13	17	0		37	0	0	0	0		0	
11/9	at Detroit Lions	L	0	3	10	3		16	10	0	0	10		20	
11/13	BUFFALO BILLS	W	3	0	9	10		22	3	3	3	0		9	
11/23	at Denver Broncos	L	7	14	7	8		36	3	14	0	22		39	
12/1	at New York Jets	W	0	3	3	10		16	7	3	3	0		13	
12/7	BALTIMORE RAVENS	W	10	0	0	3		13	0	7	7	14		28	
12/14	at New England Patriots	L	3	10	0	0		13	7	7	24	3		41	
12/21	MINNESOTA VIKINGS	W	0	7	7	23		37	7	10	0	18		35	
12/28	NEW YORK JETS	L	3	14	7	0		24	7	7	10	13		37	
TOTAL		8-8	53	108	137	90	0	388	74	84	85	130	0	373	

IN 2014, THE MIAMI DOLPHINS ARE ...

2-2	when leading after the 1 st Quarter	4-4	in road games
3-3	when leading after the 2 nd Quarter	0-1	when playing in domes
6-2	when leading after the 3 rd Quarter	8-7	when playing outdoors
4-5	when behind after the 1 st Quarter	1-3	when playing on artificial turf
4-5	when behind after the 2 nd Quarter	7-5	when playing on natural grass
2-5	when behind after the 3 rd Quarter	6-5	after winning the coin toss
4-3	when Miami scores first	2-3	after losing the coin toss
4-5	when opponent scores first	7-3	when scoring 21 points or more
0-0	when tied at halftime	6-1	when yielding 20 points or less
4-4	in home games	0-0	in overtime contests



2014 MIAMI DOLPHINS SUPPLIMENTAL STATS

2014 MIAMI DOLPHINS GAME-BY-GAME STARTERS

OFFENSE											
GAME	WR	LT	LG	C	RG	RT	TE	WR	QB	RB	WR
NEW ENGLAND PATRIOTS	Hartline	Albert	Colledge	Satele	Smith	James	Clay	Wallace	Tannehill	Miller	Sims
at Buffalo Bills	Hartline	Albert	Colledge	Satele	Smith	James	Clay	Wallace	Tannehill	Miller	Gibson
KANSAS CITY CHIEFS	Hartline	Albert	Colledge	Satele	Dal. Thomas	James	Clay	Wallace	Tannehill	Miller	Gibson
at Oakland Raiders	Hartline	Albert	Colledge	Satele	Dal. Thomas	James	Clay	Wallace	Tannehill	Miller	Gibson
GREEN BAY PACKERS	Hartline	Albert	Colledge	Satele	Pouncey	James	Clay	Wallace	Tannehill	Miller	Landry
at Chicago Bears	Hartline	Albert	Colledge	Satele	Pouncey	James	Clay	Wallace	Tannehill	Miller	Landry
at Jacksonville Jaguars	Hartline	Albert	Colledge	Satele	Pouncey	James	Clay	Wallace	Tannehill	Miller	Landry
SAN DIEGO CHARGERS	Hartline	Albert	DL. Thomas	Satele	Pouncey	James	Clay	Wallace	Tannehill	Miller	Landry
at Detroit Lions	Hartline	Albert	DL. Thomas	Satele	Pouncey	James	Clay	Wallace	Tannehill	Miller	Landry
BUFFALO BILLS	Hartline	James	S. Smith	Satele	Pouncey	DL Thomas	Clay	Wallace	Tannehill	Miller	Gibson
at Denver Broncos	Hartline	James	Colledge	Satele	Pouncey	DL Thomas	Sims	Wallace	Tannehill	Miller	Landry
at New York Jets	Hartline	James	Colledge	Satele	Pouncey	DL Thomas	Gibson	Wallace	Tannehill	Miller	Landry
BALTIMORE RAVENS	Hartline	James	Colledge	Satele	Pouncey	DL Thomas	Clay	Wallace	Tannehill	Miller	Landry
at New England Patriots	Hartline	James	Colledge	Satele	Pouncey	DL Thomas	Clay	Wallace	Tannehill	Miller	Landry
MINNESOTA VIKINGS	Hartline	James	Colledge	Satele	Pouncey	Fox	Clay	Wallace	Tannehill	Miller	Landry
NEW YORK JETS	Hartline	James	Colledge	Satele	Pouncey	Fox	Clay	Wallace	Tannehill	Miller	Landry
DEFENSE											
GAME	LE	DT	DT	RE	LB	LB	LB	CB	CB	SS	FS
NEW ENGLAND PATRIOTS	Wake	Starks	Odrick	Vernon	Trusnik	Misi	Ellerbe	Grimes	Finnegan	Delmas	Wilson
at Buffalo Bills	Wake	Starks	Mitchell	Vernon	Odrick	Trusnik	Jenkins	Grimes	Finnegan	M. Thomas	Wilson
KANSAS CITY CHIEFS	Wake	Starks	Odrick	Vernon	Wheeler	Trusnik	Jenkins	Grimes	Finnegan	Delmas	Wilson
at Oakland Raiders	Wake	Mitchell	Odrick	Vernon	Wheeler	Trusnik	Jenkins	Grimes	Finnegan	Delmas	Wilson
GREEN BAY PACKERS	Wake	Starks	Mitchell	Vernon	Wilson*	Misi	Jenkins	Grimes	Finnegan	Delmas	Jones
at Chicago Bears	Wake	Starks	Odrick	Vernon	Thomas*	Misi	Jenkins	Grimes	Finnegan	Delmas	Jones
at Jacksonville Jaguars	Wake	Starks	Odrick	Vernon	Mitchell	Trusnik	Jenkins	Grimes	Finnegan	Delmas	Jones
SAN DIEGO CHARGERS	Wake	Starks	Odrick	Vernon	Wheeler	Misi	Jenkins	Grimes	Finnegan	Delmas	Jones
at Detroit Lions	Wake	Starks	Odrick	Vernon	Wilson*	Misi	Jenkins	Grimes	Finnegan	Delmas	Jones
BUFFALO BILLS	Wake	Starks	Odrick	Vernon	Wilson*	Misi	Jenkins	Grimes	J. Taylor	Delmas	Jones
at Denver Broncos	Wake	Mitchell	Odrick	Vernon	Wilson*	Misi	Jenkins	Grimes	J. Taylor	Delmas	Jones
at New York Jets	Wake	Starks	Mitchell	Vernon	Odrick	Misi	Jenkins	Grimes	Wilson	Delmas	Jones
BALTIMORE RAVENS	Wake	Starks	Odrick	Vernon	Wilson*	Misi	Jenkins	Grimes	Stanford	Delmas	Jones
at New England Patriots	Wake	Starks	Odrick	Vernon	Wheeler	Sheppard	Trusnik	Grimes	Finnegan	Wilson	Jones
MINNESOTA VIKINGS	Wake	Starks	Odrick	Vernon	Taylor	Misi	Jenkins	Grimes	Finnegan	Wilson	Jones
NEW YORK JETS	Wake	Starks	Odrick	Vernon	Jordan	Misi	Jenkins	Grimes	Finnegan	Wilson	Jones

2014 MIAMI DOLPHINS INACTIVES

NEW ENGLAND PATRIOTS	Pouncey	Wheeler	Tripp	Gaston	Fox	Turner	Fede
at Buffalo Bills	Pouncey	Misi	Tripp	Gaston	Fox	Turner	Fede
KANSAS CITY CHIEFS	Moreno	Pouncey	Misi	Tripp	S. Smith	Turner	Fede
at Oakland Raiders	Moreno	Pouncey	Misi	McCain	S. Smith	Turner	Starks
GREEN BAY PACKERS	Gibson	DN. Thomas	Coleman	S. Smith	Fox	Turner	Hoskins
at Chicago Bears	Gibson	Wilson	S. Smith	Fox	A. Johnson	Turner	Hoskins
at Jacksonville Jaguars	Wilson	Misi	S. Smith	Fox	A. Johnson	Turner	Hoskins
SAN DIEGO CHARGERS	Rose	McCain	Colledge	Fox	A. Johnson	Turner	Sims
at Detroit Lions	Colledge	Fox	A. Johnson	Turner	Fede	Sims	Sheppard
BUFFALO BILLS	Finnegan	L. James	McCain	Colledge	A. Johnson	Turner	Fede
at Denver Broncos	Finnegan	J. Brown	Clay	Freeny	Garner	A. Johnson	Turner
at New York Jets	J. Taylor	Finnegan	L. James	Clay	Freeny	Garner	Turner
BALTIMORE RAVENS	J. Taylor	Finnegan	L. James	Freeny	McCain	Garner	Turner
at New England Patriots	L. James	Jenkins	Misi	Freeny	McCain	Garner	Turner
MINNESOTA VIKINGS	Matthews	DN. Thomas	D. Jones	McCain	D. Thomas	Garner	Hazel
NEW YORK JETS	Matthews	L. James	Aikens	Coleman	D. Thomas	Brenner	Hazel



2014 MIAMI DOLPHINS SUPPLIMENTAL STATS

2014 MIAMI DOLPHINS TEAM SINGLE-GAME HIGHS					
MIAMI DOLPHINS					
HIGH	OPPONENT		LOW	OPPONENT	
36	vs. Minnesota (12/21)	FIRST DOWNS	16	at New York Jets (12/1)	
11	vs. New England (9/7)	Total	2	vs. Baltimore (12/7)	
23	vs. Minnesota (12/21)	Rushing	8	at Detroit (11/9)	
6	vs. Minnesota (12/21)	Passing	0	at Jacksonville (10/26)	
		Penalty		vs. Kansas City (9/21)	
				at Chicago (10/19)	
		TOTAL NET YARDS			
38	vs. New England (9/7)	RUSHING	16	vs. Baltimore (12/7)	
191	vs. New England (9/7)	Attempts	50	at Detroit (11/9)	
9.0	vs. New York Jets (12/28)	Yards	2.6	at Detroit (11/9)	
2	at Oakland (9/28)	Average	0	at Buffalo (9/14)	
	at Denver (11/23)	Touchdowns		vs. Kansas City (9/21)	
	vs. New York Jets (12/28)			at Jacksonville (10/26)	
				at Detroit (11/9)	
				vs. Buffalo (11/13)	
				vs. Baltimore (12/7)	
				at New England (12/14)	
49	at Buffalo (9/14)	PASSING	29	at Jacksonville (10/26)	
35	vs. Minnesota (12/21)	Attempts	16	at Jacksonville (10/26)	
2	vs. Green Bay (10/12)	Completions	0	vs. Kansas City (9/21)	
	at New England (12/14)	Interceptions		vs. San Diego (11/2)	
				vs. Buffalo (11/13)	
				vs. Baltimore (12/7)	
				vs. New York Jets (12/28)	
377	vs. Minnesota (12/21)	Net Yards	169	vs. New England (9/7)	
4	vs. Minnesota (12/21)	Touchdowns	0	at New York Jets (12/1)	
	at Denver (11/23)				
124	at Chicago (10/19)	Passer Rating	70.4	vs. Kansas City (9/21)	
78.1%	at Chicago (10/19)	Completion %	###	vs. New England (9/7)	
7	vs. New York Jets (12/28)	Times Sacked	0	at Oakland (9/28)	
				vs. San Diego (11/2)	
51	vs. New York Jets (12/28)	Yards Lost	0	at Oakland (9/28)	
				vs. San Diego (11/2)	
		PUNT			
7	vs. Kansas City (9/21)	Total	2	vs. New England (9/7)	
				at Oakland (9/28)	
				at Chicago (10/19)	
				vs. San Diego (11/2)	
				vs. Minnesota (12/21)	
327	vs. Kansas City (9/21)	Yards	75	at Chicago (10/19)	
60	vs. Kansas City (9/21)	Long	41	at Oakland (9/28)	
	at New York Jets (12/1)			at Chicago (10/19)	
	vs. Baltimore (12/7)				
54.0	at New York Jets (12/1)	Gross Average	37.5	at Chicago (10/19)	
50.5	at New York Jets (12/1)	Net Average	22.0	vs. Green Bay (10/12)	
4	vs. San Diego (11/2)	Returns	0	vs. Green Bay (10/12)	
				vs. Buffalo (11/13)	
				at New York Jets (12/1)	
				vs. New York Jets (12/28)	
55	vs. San Diego (11/2)	Return Yards	0	vs. Green Bay (10/12)	
				vs. Buffalo (11/13)	
				at New York Jets (12/1)	
				vs. Minnesota (12/21)	
				vs. New York Jets (12/28)	
17.0	at New England (12/14)	Return Average	0.0	vs. Green Bay (10/12)	
				vs. Buffalo (11/13)	
				at New York Jets (12/1)	
				vs. Minnesota (12/21)	
				vs. New York Jets (12/28)	
		PENALTIES			
7	at Chicago (10/19)	Total	3	at Buffalo (9/14)	
	at Jacksonville (10/26)			vs. San Diego (11/2)	
	vs. Minnesota (12/21)			at New York Jets (12/1)	
84	at Chicago (10/19)	Yards Penalized	20	at Buffalo (9/14)	
				at New York Jets (12/1)	
		FUMBLES			
3	vs. New England (9/7)	Total	0	at Jacksonville (10/26)	
	at Oakland (9/28)			at New York Jets (12/1)	
	at Denver (11/23)				
	at New England (12/14)				
2	vs. New England (9/7)	Lost	0	vs. Kansas City (9/21)	
	at Oakland (9/28)			at Chicago (10/19)	
	vs. Buffalo (11/13)			at Jacksonville (10/26)	
				vs. San Diego (11/2)	
				at Denver (11/23)	
				at New York Jets (12/1)	
				vs. Baltimore (12/7)	
				at New England (12/14)	
37:22	at Chicago (10/19)	T.O.P.	22:48	vs. Green Bay (10/12)	



2014 MIAMI DOLPHINS SUPPLIMENTAL STATS

2014 MIAMI DOLPHINS OPPONENT TEAM SINGLE-GAME HIGHS					
OPPONENTS vs. DOLPHINS					
HIGH	OPPONENT		LOW	OPPONENT	
		<u>FIRST DOWNS</u>			
29	at Denver (11/23)	Total	10	vs. San Diego (11/2)	
13	at New York Jets (12/1)	Rushing	2	at Oakland (9/28)	
				vs. San Diego (11/2)	
				at Detroit (11/9)	
				vs. New York Jets (12/28)	
17	vs. Green Bay (10/12)	Passing	5	at New York Jets (12/1)	
4	at Denver (11/23)	Penalty	0	at Buffalo (9/14)	
				at Oakland (9/28)	
				vs. San Diego (11/2)	
				vs. Buffalo (11/13)	
				at New York Jets (12/1)	
				vs. Baltimore (12/7)	
		<u>TOTAL NET YARDS</u>			
		<u>RUSHING</u>			
49	at New York Jets (12/1)	Attempts	14	at Chicago (10/19)	
277	at New York Jets (12/1)	Yards	50	vs. San Diego (11/2)	
5.9	at Jacksonville (10/26)	Average	2.6	vs. San Diego (11/2)	
	vs. Baltimore (12/7)				
2	vs. Kansas City (9/21)	Touchdowns	0	at Buffalo (9/14)	
	vs. Baltimore (12/7)			at Oakland (9/28)	
	at New England (12/14)			vs. Green Bay (10/12)	
	vs. Minnesota (12/21)			at Jacksonville (10/26)	
				vs. San Diego (11/2)	
				at Detroit (11/9)	
				vs. Buffalo (11/13)	
		<u>PASSING</u>			
56	vs. New England (9/7)	Attempts	13	at New York Jets (12/1)	
29	vs. New England (9/7)	Completions	7	at New York Jets (12/1)	
3	at Oakland (9/28)	Interceptions	0	at Buffalo (9/14)	
	vs. San Diego (11/2)			vs. New England (9/7)	
				vs. Kansas City (9/21)	
				vs. Green Bay (10/12)	
				vs. Buffalo (11/13)	
				at Denver (11/23)	
				vs. New York Jets (12/28)	
390	vs. New York Jets (12/28)	Net Yards	49	at New York Jets (12/1)	
4	at Denver (11/23)	Touchdowns	0	vs. San Diego (11/2)	
				vs. Buffalo (11/13)	
				at New York Jets (12/1)	
156	vs. New York Jets (12/28)	Passer Rating	27.9	vs. San Diego (11/2)	
80.0%	at Denver (11/23)	Completion %	###	vs. San Diego (11/2)	
5	vs. Kansas City (9/21)	Times Sacked	0	at Buffalo (9/14)	
				at New England (12/14)	
23	vs. New England (9/7)	Yards Lost	0	at Buffalo (9/14)	
				at New England (12/14)	
		<u>PUNT</u>			
6	vs. New England (9/7)	Total	1	at Denver (11/23)	
	at Oakland (9/28)				
292	at Oakland (9/28)	Yards	45	vs. Buffalo (11/13)	
64	vs. Kansas City (9/21)	Long	41	at Buffalo (9/14)	
53	at Chicago (10/19)	Gross Average	27.3	at New York Jets (12/1)	
48.8	vs. Kansas City (9/21)	Net Average	27.3	at New York Jets (12/1)	
5	vs. Kansas City (9/21)	Returns	0	at Chicago (10/19)	
	at Jacksonville (10/26)			vs. San Diego (11/2)	
				vs. Minnesota (12/21)	
100	vs. Kansas City (9/21)	Return Yards	0	at Chicago (10/19)	
				vs. San Diego (11/2)	
				vs. Minnesota (12/21)	
20.5	vs. Green Bay (10/12)	Return Average	0	at Chicago (10/19)	
				vs. San Diego (11/2)	
				vs. Minnesota (12/21)	
		<u>PENALTIES</u>			
10	at Detroit (11/9)	Total	2	at Chicago (10/19)	
100	vs. New England (9/7)	Yards Penalized	15	at Chicago (10/19)	
		<u>FUMBLES</u>			
4	vs. Kansas City (9/21)	Total	0	at Buffalo (9/14)	
	at Chicago (10/19)			at Detroit (11/9)	
				vs. Buffalo (11/13)	
				vs. Baltimore (12/7)	
				vs. Minnesota (12/21)	
2	vs. New England (9/7)	Lost	0	at Buffalo (9/14)	
	vs. Kansas City (9/21)			vs. Green Bay (10/12)	
	at Chicago (10/19)			at Detroit (11/9)	
				vs. Buffalo (11/13)	
				at New York Jets (12/1)	
				vs. Baltimore (12/7)	
				at New England (12/14)	
				vs. Minnesota (12/21)	
37:12	vs. Green Bay (10/12)	<u>T.O.P</u>	22:38	at Chicago (10/19)	



2014 MIAMI DOLPHINS SUPPLIMENTAL STATS

2014 MIAMI DOLPHINS AND OPPONENT INDIVIDUAL SINGLE-GAME HIGHS							
DOLPHINS INDIVIDUAL HIGHS				DOLPHINS INDIVIDUAL HIGHS			
		PLAYER	OPPONENT			PLAYER	OPPONENT
OFFENSE				DEFENSE			
<u>RUSHING</u>				<u>TACKLES</u>			
Attempts	24	Knowshon Moreno	vs. New England (9/7)	Total	16	Jelani Jenkins	at New York Jets (12/1)
Yards	178	Lamar Miller	vs. New York Jets (12/28)	Solo	10	Jelani Jenkins	vs. Kansas City (9/21)
Touchdowns	2	Lamar Miller	at Oakland (9/28)	<u>INTERCEPTIONS</u>			
Yards by Quarterback	49	Ryan Tannehill	vs. Green Bay (10/12)	Total	2	Brent Grimes	vs. San Diego (11/2)
Longest Run from Scrimmage	97	Lamar Miller	vs. New York Jets (12/28)	Longest Return	81t	Louis Delmas	at Jacksonville (10/26)
Longest Run from Scrimmage for TD	97	Lamar Miller	vs. New York Jets (12/28)	Longest Return for Touchdown	81	Louis Delmas	at Jacksonville (10/26)
<u>PASSING</u>				<u>FUMBLES</u>			
Attempts	49	Ryan Tannehill	at Buffalo (9/14)	Total Forced	2	Cameron Wake	vs. New England (9/7)
Completions	35	Ryan Tannehill	vs. Minnesota (12/21)	Total Recovered	1	Anthony Johnson	vs. New England (9/7)
Yards	396	Ryan Tannehill	vs. Minnesota (12/21)			Louis Delmas	vs. New England (9/7)
Touchdowns	4	Ryan Tannehill	vs. Minnesota (12/21)			Jason Trusnik	vs. Kansas City (9/21)
Completion Percentage	78.1 %	Ryan Tannehill	at Buffalo (9/14)			Derrick Shelby	vs. Kansas City (9/21)
Interceptions	0	Ryan Tannehill	vs. Kansas City (9/21)			Cortland Finnegan	at Oakland (9/28)
		Ryan Tannehill	at Chicago (10/19)			Cameron Wake	at Chicago (10/19)
		Ryan Tannehill	vs. San Diego (11/2)			Randy Starks	at Chicago (10/19)
		Ryan Tannehill	vs. Buffalo (11/13)			Louis Delmas	at Jacksonville (10/26)
		Ryan Tannehill	vs. Baltimore (12/7)			Jared Odrick	vs. San Diego (11/2)
		Ryan Tannehill	vs. New York Jets (12/28)			Jason Trusnik	vs. New York Jets (12/28)
Longest Completion	50	Ryan Tannehill	at Jacksonville (10/26)	Longest Return for Touchdown	50	Cortland Finnegan	at Oakland (9/28)
Longest Completion for TD	32	Ryan Tannehill	at New England (12/14)	<u>SACKS</u>			
Passer Rating	125.6	Ryan Tannehill	vs. San Diego (11/2)	Total	2	Cameron Wake	vs. New England (9/7)
<u>RECEIVING</u>						Derrick Shelby	at Oakland (9/28)
Receptions	8	Jarvis Landry	at New York Jets (12/1)			Cameron Wake	at Detroit (11/9)
		Jarvis Landry	at New England (12/14)			Cameron Wake	vs. Minnesota (12/21)
		Jarvis Landry	vs. Minnesota (12/21)	Yards Lost	11	Derrick Shelby	at Oakland (9/28)
Yards	114	Charles Clay	vs. Minnesota (12/21)	SPECIAL TEAMS			
Touchdowns	2	Jarvis Landry	at Denver (11/23)	Field Goals Made	4	Caleb Sturgis	vs. New England (9/7)
		Mike Wallace	vs. Minnesota (12/21)	Field Goal Attempts	4	Caleb Sturgis	vs. New England (9/7)
Longest Reception by Running Back	32	Damian Williams	vs. Buffalo (11/13)			Caleb Sturgis	at Chicago (10/19)
Yards by Running Back	58	Lamar Miller	vs. Minnesota (12/21)			Caleb Sturgis	vs. San Diego (11/2)
Longest Reception	50	Mike Wallace	at Jacksonville (10/26)			Caleb Sturgis	at New York Jets (12/1)
		Mike Wallace	at New England (12/14)	Longest Field Goal	53	Caleb Sturgis	at New England (12/14)
Longest Reception for TD	32	Mike Wallace	at New England (12/14)	Longest Field Goal Attempt	56	Caleb Sturgis	vs. Minnesota (12/21)
<u>TOTAL YARDS FROM SCRIMMAGE</u>	197	Lamar Miller	vs. New York Jets (12/28)	Punts	7	Brandon Fields	vs. Kansas City (9/21)
				Longest Punt (yards)	60	Brandon Fields	vs. Kansas City (9/21)
						Brandon Fields	at New York Jets (12/1)
						Brandon Fields	vs. Baltimore (12/7)
				Highest Gross Average	54.0	Brandon Fields	at New York Jets (12/1)
				Highest Net Average	50.5	Brandon Fields	at New York Jets (12/1)
				Most Punt Returns	4	Jarvis Landry	vs. San Diego (11/2)
				Most Punt Return Yards	55	Jarvis Landry	vs. San Diego (11/2)
				Highest Punt Return Average*	17.0	Jarvis Landry	at New England (12/14)
				Longest Punt Return	32	Jarvis Landry	at New England (12/14)
				Most Kickoff Returns	5	Jarvis Landry	vs. Kansas City (9/21)
				Most Kickoff Return Yards	174	Jarvis Landry	vs. Kansas City (9/21)
				Highest Kickoff Return Average*	45.5	Jarvis Landry	vs. Green Bay (10/12)
				Longest Kickoff Return	74	Jarvis Landry	vs. Kansas City (9/21)
				*Min of two			



2014 MIAMI DOLPHINS SUPPLIMENTAL STATS

2014 OPPONENT VS. MIAMI DOLPHINS INDIVIDUAL SINGLE-GAME HIGHS				2014 OPPONENT VS. MIAMI DOLPHINS INDIVIDUAL SINGLE-GAME HIGHS			
OPPONENT INDIVIDUAL HIGHS		PLAYER	OPPONENT	OPPONENT INDIVIDUAL HIGHS		PLAYER	OPPONENT
OFFENSE				DEFENSE			
<u>RUSHING</u>				<u>TACKLES</u>			
Attempts	32	Knile Davis	vs. Kansas City (9/21)	Total	13	Preston Brown	at Buffalo (9/14)
Yards	167	C.J. Anderson	at Denver (11/23)	Solo	9	Johnathan Cyprien	at Jacksonville (10/26)
Touchdowns	2	Matt Asiata	vs. Minnesota (12/21)			DeAndre Levy	at Detroit (11/9)
Yards by Quarterback	48	Blake Bortles	at Jacksonville (10/26)			Robert Blanton	vs. Minnesota (12/21)
Longest Run from Scrimmage	47	C.J. Spiller	at Buffalo (9/14)	<u>INTERCEPTIONS</u>			
		Chris Johnson	at New York Jets (12/1)	Total	1	Leodis McKelvin	at Buffalo (9/14)
Longest Run from Scrimmage for TD	23	Chris Owusu	vs. New York Jets (12/28)			Alfonzo Dennard	vs. New England (9/7)
<u>PASSING</u>						TJ Carrie	at Oakland (9/28)
Attempts	56	Tom Brady	vs. New England (9/7)			Casey Hayward	vs. Green Bay (10/20)
Completions	29	Tom Brady	vs. New England (9/7)			Sam Shields	vs. Green Bay (10/20)
Yards	358	Geno Smith	vs. New York Jets (12/28)			J.T. Thomas III	at Jacksonville (10/26)
Touchdowns	4	Peyton Manning	at Denver (11/23)			James Ihedigbo	at Detroit (11/9)
Completion Percentage	80.0 %	Peyton Manning	at Denver (11/23)			T.J. Ward	at Denver (11/23)
Interceptions	3	Philip Rivers	vs. San Diego (11/2)			Darrin Walls	at New York Jets (12/1)
Longest Completion	74t	Geno Smith	vs. New York Jets (12/28)			Duron Harmon	at New England (12/14)
Longest Completion for TD	74t	Geno Smith	vs. New York Jets (12/28)			Patrick Chung	at New England (12/14)
Passer Rating	158.3	Geno Smith	vs. New York Jets (12/28)			Harrison Smith	vs. Minnesota (12/21)
<u>RECEIVING</u>				Longest Return	70	James Ihedigbo	at Detroit (11/9)
Receptions	11	Golden Tate	at Detroit (11/9)	Longest Return for Touchdown			
Yards	221	Eric Decker	vs. New York Jets (12/28)	<u>FUMBLES</u>			
Touchdowns	3	Demaryius Thomas	at Denver (11/23)	Total Forced	1	Jamie Collins	vs. New England (9/7)
Longest Reception by Running Back	28	Fred Jackson	at Buffalo (9/14)			Tamba Hali	vs. Kansas City (9/21)
		Joique Bell	at Detroit (11/9)			Carlos Rogers	at Oakland (9/28)
Yards by Running Back	64	Joe McKnight	vs. Kansas City (9/21)			Pat Sims	at Oakland (9/28)
Longest Reception	74t	Eric Decker	vs. New York Jets (12/28)			Chris Davis	vs. San Diego (11/2)
Longest Reception for TD	74t	Eric Decker	vs. New York Jets (12/28)			Ezekiel Ansah	at Detroit (11/9)
TOTAL YARDS FROM SCRIMMAGE	221	Eric Decker	vs. New York Jets (12/28)			Jerry Hughes	vs. Buffalo (11/13)
<u>SPECIAL TEAMS</u>						Da'Norris Searcy	vs. Buffalo (11/13)
Field Goals Made	5	Dan Carpenter	at Buffalo (9/14)			Chris Harris Jr.	at Denver (11/23)
Field Goal Attempts	6	Dan Carpenter	at Buffalo (9/14)			Brandon Marshall	at Denver (11/23)
Longest Field Goal	50	Matt Prater	at Detroit (11/9)			Aqib Talib	at Denver (11/23)
Longest Field Goal Attempt	50	Matt Prater	at Detroit (11/9)			Elvis Dumervil	vs. Baltimore (12/7)
Punts	6	Marquette King	at Oakland (9/28)			Chandler Jones	at New England (12/14)
Longest Punt (yards)	64	Dustin Colquitt	vs. Kansas City (9/21)			Don'ta Hightower	at New England (12/14)
Highest Gross Average	53.0	Patrick O'Donnell	at Chicago (10/19)			David Harris	vs. New York Jets (12/28)
Highest Net Average	48.8	Dustin Colquitt	vs. Kansas City (9/21)			Logan Ryan	vs. New England (9/7)
Most Punt Returns	5	Frankie Hammond	vs. Kansas City (9/21)	Total Recovered	1	Charles Woodson	at Oakland (9/28)
		Ace Sanders	at Jacksonville (10/26)			Julius Peppers	vs. Green Bay (10/20)
Most Punt Return Yards	100	Frankie Hammond	vs. Kansas City (9/21)			Ndamukong Suh	at Detroit (11/9)
Highest Punt Return Average*	20.5	Micah Hyde	vs. Green Bay (10/20)			Nickell Robey	vs. Buffalo (11/13)
Longest Punt Return	47	Frankie Hammond	vs. Kansas City (9/21)			Duke Williams	vs. Buffalo (11/13)
Most Kickoff Returns	5	Latavious Murray	at Oakland (9/28)			Antone Exum Jr.	vs. Minnesota (12/21)
Most Kickoff Return Yards	122	CJ Spiller	at Buffalo (9/14)			Demario Davis	vs. New York Jets (12/28)
Highest Kickoff Return Average*	61.0	CJ Spiller	at Buffalo (9/14)	Longest Return for Touchdown			
Longest Kickoff Return	102t	CJ Spiller	at Buffalo (9/14)	<u>SACKS</u>			
*Min of two				Total	3.5	Jay Ratliff	at Chicago (10/19)
						Mario Williams	vs. Buffalo (11/13)
						Elvis Dumervil	vs. Baltimore (12/7)
				Yards Lost	25	Elvis Dumervil	vs. Baltimore (12/7)



THE LAST TIME THE MIAMI DOLPHINS

TEAM

Won in Overtime

By Dolphins:	10/31/13	Dolphins win vs. Cincinnati, 22-20 (Sack of Andy Dalton for a Safety by Cameron Wake with 8:22 into overtime)
By Opponent:	9/30/12	Cardinals win at Arizona, 24-21 (Jay Feely 46-yard field goal 6:31 into overtime)

Won by Scoring in the last two Minutes of Regulation

By Dolphins:	12/21/14	Dolphins win vs. Minnesota, 37-35 (last score at 0:41 – Blocked punt for a Safety)
By Opponent:	11/9/14	Lions win at Detroit, 20-16 (last score at 0:29)

Tied game by Scoring in the last two Minutes of Regulation

By Dolphins:	12/21/14	Dolphins win vs. Minnesota, 37-35 (tied game at 1:11)
By Opponent:	9/30/12	Cardinals tied at Arizona, 21-21 (tied game at 0:22)

Shutout

By Dolphins:	11/2/14	Dolphins win vs. San Diego, 37-0
By Opponent:	12/22/13	Bills win at Buffalo, 19-0

Won by 20-or-More Points

By Dolphins:	11/2/14	Dolphins win vs. San Diego, 37-0
By Opponent:	12/14/14	Patriots win at New England, 41-13

Won After trailing by 20-or-More Points

By Dolphins:	12/4/05	Dolphins win vs. Buffalo, 24-23 (Bills ahead 21-0 in 1 st Q)
By Opponent:	10/25/09	Saints win vs. New Orleans, 46-34 (Dolphins ahead 24-3 in 2 nd Q)

Held a 28-or-More Point lead

By Dolphins:	11/2/14	Dolphins win vs. San Diego, 37-0
By Opponent:	12/14/14	Patriots win at New England, 41-13 (28)

Held a 21-or-More Point lead

By Dolphins:	10/26/14	Dolphins win at Jacksonville, 27-6 (21) (Dolphins led by 21 with 3:54 remaining in 4 th quarter)
By Opponent:	9/30/13	Saints win at New Orleans, 38-17 (Saints led 35-10 end of third)

Scored 20-or-More Points in a Quarter

By Dolphins:	12/21/14	Dolphins win vs. Minnesota, 37-35 (23 points, 4 th Q)
By Opponent:	12/14/14	Patriots win at New England, 41-13 (24 points, 3 rd Q)

Scored 20-or-More Points in a Half

By Dolphins:	12/21/14	Dolphins win vs. Minnesota, 37-35 (30 points, 2 nd half)
By Opponent:	12/28/14	Dolphins loss vs. New York Jets, 37-24 (23 points, 2 nd half)



Held Opponent without a Touchdown

By Dolphins:	11/13/14	Dolphins win vs. Buffalo, 22-9
By Opponent:	12/22/13	Bills win at Buffalo, 19-0

Touchdowns Scored by Offense and Defense

By Dolphins:	10/26/14	Dolphins win at Jacksonville, 27-13 (1 offense, 2 defense)
By Opponent:	12/8/13	Steelers loss at Pittsburgh, 34-28 (1 offense, 1 defense)

Touchdowns Scored by Offense, Defense and Special Teams

By Dolphins:	11/1/09	Dolphins win at New York Jets, 30-25 (1 offense, 1 defense, 2 special teams)
By Opponent:	10/4/10	Patriots win at New England, 41-14 (2 offense, 1 defense, 2 special teams)

Safety Scored

By Dolphins:	12/21/14	Terrence Fede blocked a Jeff Locke Punt out of the endzone vs. Minnesota
By Opponent:	11/11/13	Lavonte David tackled Daniel Thomas in Endzone at Tampa Bay

Successful Two Point Conversion

By Dolphins:	11/23/14	Daniel Thomas run at Denver
By Dolphins:	12/21/14	Matt Asiata run vs. Minnesota

Failed Two Point Conversion Attempt

By Dolphins:	11/11/13	Ryan Tannehill incomplete pass to Mike Wallace at Tampa Bay
By Opponent:	9/21/14	Alex Smith incomplete pass to Dwayne Bowe vs. Kansas City

OFFENSE

600-or-More total Net Yards of Offense

By Dolphins:	N/A	
By Opponent:	9/12/11	Patriots win vs. New England, 38-24 (622; 106 rushing, 516 passing)

500-or-More total Net Yards of Offense

By Dolphins:	9/4/94	Dolphins win vs. New England, 39-35 (525; 69 rushing, 456 passing)
By Opponent:	11/4/12	Colts win vs. Indianapolis, 23-20 (516; 97 rushing, 419 passing)

400-or-More total Net Yards of Offense

By Dolphins:	12/21/14	Dolphins win vs. Minnesota, 37-35 (493; 116 rushing, 377 passing)
By Opponent:	12/28/14	Dolphins loss vs. New York Jets, 37-24 (494; 104 rushing, 390 passing)

300-or-More Net Yards Rushing by team

By Dolphins:	11/11/73	Dolphins win vs. Baltimore Colts, 44-0 (315)
By Opponent:	12/18/88	Steelers win at Pittsburgh, 40-24 (305)

200-or-More Net Yards Rushing by team

By Dolphins:	9/16/12	Dolphins win vs. Oakland, 35-13 (263)
By Opponent:	12/1/14	Dolphins win at N.Y. Jets, 16-13, (277)



Individual 200-Yard Rushing game

By Dolphins:	12/18/11	Reggie Bush (25-203-1 TD) at Buffalo
By Opponent:	12/7/86	Rueben Mayes (28-203-2 TDs) vs. New Orleans

Individual 150-Yard Rushing game

By Dolphins:	12/28/14	Lamar Miller (19-178-1 TD) vs. New York Jets
By Opponent:	11/23/14	C.J. Anderson (27-167- 1 TD) at Denver

Individual 100-Yard Rushing game

By Dolphins:	9/21/14	Lamar Miller (15-108) vs. Kansas City
By Opponent:	12/1/14	Chris Johnson (17-105) at N.Y. Jets

Two 100-Yard Rushers in the Same game

By Dolphins:	10/5/75	Mercury Morris (125 yards) and Don Nottingham (102 yards) at Green Bay
By Opponent:	12/9/07	Fred Jackson (115 yards) and Marshawn Lynch (107 yards) of Buffalo

Consecutive 100-Yard Rushing games

By Dolphins:	12/4/11-12/24/11	Reggie Bush (22-100-1 TD) vs. Oakland; Reggie Bush (14-103) vs. Philadelphia; Reggie Bush (25-203-1 TD) at Buffalo; Reggie Bush (22-113) at New England
By Opponent:	11/23/14 – 12/1/14	C.J. Anderson (27-167- 1 TD) at Denver, Chris Johnson (17-105 - 0TD) at N.Y. Jets

Combined 200-Yard Rushing by two Players

By Dolphins:	9/16/12	237 by Reggie Bush (26-172-2 TDs)/Lamar Miller (10-65-1 TD) vs. Oakland
By Opponent:	11/23/14	200 by C.J. Anderson (26-167)/Juwan Thompson (5-33) at Denver

Individual with 30-or-More Carries

By Dolphins:	11/27/03	31 by Ricky Williams (31-104) at Dallas
By Opponent:	9/21/14	32 by Kniles Davis (32-132) vs. Kansas City

Individual with 25-or-More Carries

By Dolphins:	9/16/12	26 by Reggie Bush (26-172-2 TDs) vs. Oakland
By Opponent:	11/23/14	27 by C.J. Anderson (27-167) at Denver

Rushing Play of 80-or-More Yards

By Dolphins:	12/28/14	97t by Lamar Miller vs. New York Jets
By Opponent:	None	

Rushing Play of 60-or-More Yards

By Dolphins:	9/16/12	65 by Reggie Bush vs. Oakland
By Opponent:	10/22/06	70 by Ahman Green vs. Green Bay

Rushing Play of 40-or-More Yards

By Dolphins:	10/12/14	40 by Ryan Tannehill vs. Green Bay
By Opponent:	12/7/14	44 by Justin Forsett vs. Baltimore

Individual with two-or-More Rushing Touchdowns

By Dolphins:	9/28/14	Lamar Miller (2) at Oakland (London)
By Opponent:	12/21/14	Matt Asiata (2) vs. Minnesota



400 Net Yards Passing by team

By Dolphins:	10/1/95	Dolphins win at Cincinnati, 26-23 (442)
By Opponent:	11/4/12	Colts win at Indianapolis, 23-20 (419)

300 Net Yards Passing by team

By Dolphins:	12/21/14	Dolphins win vs. Minnesota, 37-35 (377)
By Opponent:	12/28/14	Dolphins loss vs. New York Jet, 37-24 (390)

Individual with 50-or-More Pass Attempts

By Dolphins:	12/27/09	55 Chad Henne (55-35-322-1 INT-1 TD) vs. Houston
By Opponent:	9/7/14	56 Tom Brady (56-29-0 INT-1 TD) vs. New England

Individual with 40-or-More Pass Attempts

By Dolphins:	12/21/14	47 Ryan Tannehill (47-35-396-1 INT- 4 TD) vs. Minnesota
By Opponent:	11/9/14	40 Matthew Stafford (40-25-280-1 INT- 2 TD) at Detroit

Individual with 30-or-More Pass Completions

By Dolphins:	12/21/14	35 Ryan Tannehill (47-35-396-1 INT- 4 TD) vs. Minnesota
By Opponent:	12/15/13	34 Tom Brady (55-34-364-1 INT-2 TD) vs. New England

Individual with 25-or-More Pass Completions

By Dolphins:	12/14/14	29 Ryan Tannehill (47-29-346-2 INT- 1 TD) at New England
By Opponent:	12/7/14	25 Joe Flacco (33-25-269-1 INT- 2 TD) vs. Baltimore

No Sacks Allowed

By Dolphins:	11/2/14	Dolphins win vs. San Diego, 37-0 (39 attempts – Ryan Tannehill (34); Matt Moore (4); Mike Wallace (1))
By Opponent:	12/14/14	Patriots win at New England, 41-13 (35 attempts – Tom Brady)

Highest Individual Passer Rating (Min. 20 attempts)

By Dolphins:	11/27/03	156.0 - Jay Fiedler (20-16-239-3 TDs) win at Dallas, 40-21
By Opponent:	12/28/14	158.3 – Geno Smith (25-20-358-3 TDs) vs. New York Jets, 37-24

Individual 300-Yard Passing game

By Dolphins:	12/21/14	396 Ryan Tannehill (47-35-396-1 INT- 4 TD) vs. Minnesota
By Opponent:	12/28/14	358 Geno Smith (25-20-358-3 TDs) vs. New York Jets

Consecutive 300-Yard Passing games

By Dolphins:	12/14/14-12/21/14	346 Ryan Tannehill (47-29-346-2 INT- 1 TD) at New England; 396 Ryan Tannehill (47-35-396-1 INT- 4 TD) vs. Minnesota
By Opponent:	9/23/12-9/30/12	Mark Sanchez (45-21-306-2 INTs-1 TD) vs. New York Jets; Kevin Kolb (48-29-324-2 INTs-3 TDs) at Arizona

Individual Four-or-More Touchdown Passes

By Dolphins:	12/21/14	4 Ryan Tannehill (47-35-396-1 INT- 4 TD) vs. Minnesota
By Opponent:	11/23/14	4 Peyton Manning (35-28-257-0 INT- 4 TD) at Denver

Individual with Three-or-More Touchdown Passes

By Dolphins:	11/23/14	3 Ryan Tannehill (35-25-228-1 INT-3TD) at Denver
By Opponent:	12/28/14	3 Geno Smith (25-20-358-3 TDs) vs. New York Jets

Individual with 15-or-More Receptions

By Dolphins:	12/4/05	15 Chris Chambers (15-238-1 TD) vs. Buffalo
By Opponent:	12/24/95	15 Isaac Bruce (15-210-1 TD) at St. Louis Rams



Individual with 10-or-More Receptions

By Dolphins: 11/11/13 11 Rishard Matthews (11-120 - 2 TD) at Tampa Bay
By Opponent: 12/28/14 10 Eric Decker (10-221-1 TD) vs. New York Jets

Individual with 200-Yard Receiving game

By Dolphins: 9/30/12 253 Brian Hartline (12-253-1 TD) at Arizona
By Opponent: 12/28/14 221 Eric Decker (10-221-1 TD) vs. New York Jets

Individual with 150-Yard Receiving game

By Dolphins: 9/30/12 253 Brian Hartline (12-253-1 TD) at Arizona
By Opponent: 9/12/11 160 Wes Welker (8-160-2 TDs) vs. New England

Individual with 100-Yard Receiving game

By Dolphins: 12/21/14 114 Charles Clay (6-114 - 0TD) vs. Minnesota
By Opponent: 11/23/14 125 Emmanuel Sanders (9-125-0 TD) at Denver

Two 100-Yard Receivers in the Same game

By Dolphins: 9/15/13 Mike Wallace (9-115) and Charles Clay (5-109) at Indianapolis
By Opponent: 11/9/14 Calvin Johnson (7-113-1TD) and Golden Tate (11-109-0 TD) at Detroit

Consecutive 100-Yard Receiving games

By Dolphins: 12/14/14-12/21/14 114 Charles Clay (6-114 - 0TD) vs. Minnesota
104 Mike Wallace (5-104 - 1TD) at New England
By Opponent: 12/8/13-12/15/13 Antonio Brown (5-138-1 TD) at Pittsburgh
Julian Edelman (13-139-1 TD) /Danny Amendola (10-131) vs. New England

100-Yard Receiving in a half

By Dolphins: 11/24/13 Mike Wallace (2-110 -TD in the first half) vs. Carolina
By Opponents: 12/28/14 Eric Decker (169 in the second half) vs. New York Jets

Pass Play of 90-or-More Yards

By Dolphins: None
By Opponent: 9/12/11 99t, Tom Brady to Wes Welker vs. New England

Pass Play of 80-or-More Yards

By Dolphins: 9/30/12 80, Ryan Tannehill to Brian Hartline at Arizona
By Opponent: 9/12/11 99, Tom Brady to Wes Welker vs. New England

Pass Play of 60-or-More Yards

By Dolphins: 9/15/13 67, Ryan Tannehill Charles Clay at Indianapolis
By Opponent: 12/28/14 74t, Geno Smith to Eric Decker vs. New York Jets

Pass Play of 50-or-More Yards

By Dolphins: 12/14/14 50, Ryan Tannehill to Mike Wallace at New England
By Opponent: 12/28/14 50, Geno Smith to Eric Decker vs. New York Jets

Pass Play of 40-or-More Yards

By Dolphins: 12/21/14 40, Ryan Tannehill to Brandon Gibson vs. Minnesota
By Opponent: 12/28/14 40, Geno Smith to Eric Decker vs. New York Jets

Individual with Three-or-More Touchdown Receptions

By Dolphins: 12/21/98 Lamar Thomas (6-136-3 TDs) vs. Denver
By Opponent: 11/23/14 Demaryius Thomas (10-87-3 TDs) at Denver



Individual with Two-or-More Touchdown Receptions

By Dolphins: 12/21/14 Mike Wallace (5-58 - 2 TD) vs. Minnesota
By Opponent: 9/21/14 Joe McKnight (6-64 - 2 TDs) vs. Kansas City

Led team in Both Rushing and Receiving Yards in the Same game

By Dolphins: 11/1/09 Ricky Williams at New York Jets
(27 yards rushing and 41 yards receiving)
By Opponent: 10/19/14 Matt Forte at Chicago
(49 yards rushing and 60 receiving yards)

100-Yard Rusher & Receiver in the Same game

By Dolphins: None
By Opponent: 9/1/91 Thurman Thomas of Buffalo
(165 yards rushing and 103 receiving yards)

100-Yard Rusher, 100-Yard Receiver & 300-Yard Passer in the Same game

By Dolphins: 12/1/91 Dan Marino (307 yards passing),
Mark Higgs (131 yards rushing)
Tony Martin (106 yards receiving)
By Opponent: 12/21/08 Tyler Thigpen (320 yards passing),
Larry Johnson (108 yards rushing)
Jamaal Charles (102 receiving yards)

Individual with at least One Rushing and One Receiving Touchdown in the Same game

By Dolphins: 12/23/12 Reggie Bush (1 rushing, 2 receiving) vs. Buffalo
By Opponent: 10/19/14 Matt Forte (1 rushing, 1 receiving) at Chicago

Individual with at least One Rushing Touchdown and One Touchdown Pass in the Same game

By Dolphins: 11/23/14 Ryan Tannehill (1 rushing, 3 passing) at Denver
By Opponent: 12/7/14 Joe Flacco (1 rushing, 1 passing) vs. Baltimore

No turnovers

By Dolphins: 11/2/14 Dolphins win vs. San Diego, 37-0
By Opponent: 11/13/14 Buffalo loss vs. Miami, 22-9

Touchdown Scored on First Drive

By Dolphins: 11/23/14 Dolphins loss at Denver, 39-36
By Opponent: 12/21/14 Dolphins win vs. Minnesota, 37-35

DEFENSE

Held Opponent under 100 Net Yards of total Offense

By Dolphins: 10/21/73 Dolphins held Buffalo to 76 net yds in a home win
By Opponent: 10/12/80 New England held Dolphins to 88 net yds in a Dolphins road loss

Held Opponent under 150 Net Yards of total Offense

By Dolphins: 9/21/03 Dolphins held Buffalo to 118 net yds in a home win
By Opponent: 12/22/12 Buffalo held Dolphins to 103 net yds in a Dolphins road loss

Held Opponent under 200 Net Yards of total Offense

By Dolphins: 11/2/14 Dolphins held San Diego to 178 net yds in a Dolphins home win
By Opponent: 11/15/12 Buffalo held Dolphins to 184 net yds in a Dolphins road loss



Held Opponent under 300 Net Yards of total Offense

By Dolphins:	11/13/14	Dolphins held Buffalo to 237 net yds in a home win
By Opponent:	12/7/14	Baltimore held Dolphins to 229 net yds in a Dolphins home loss

Held Opponent under 30 Yards Rushing

By Dolphins:	9/30/12	Dolphins held Arizona to 28 rushing yds in a road loss
By Opponent:	12/22/13	Buffalo held Dolphins to 14 rushing yds in a Dolphins road loss

Held Opponent under 50 Yards Rushing

By Dolphins:	11/2/14	Dolphins held San Diego to 50 rushing yds in a Dolphins home win
By Opponent:	11/9/14	Detroit held Dolphins to 50 rushing yds in a Dolphins road loss

Held Opponent under 75 Yards Rushing

By Dolphins:	11/13/14	Dolphins held Buffalo to 54 rushing yds in a home win
By Opponent:	12/7/14	Baltimore held Dolphins to 63 rushing yds in a Dolphins home loss

Held Opponent under 100 Yards Rushing

By Dolphins:	9/7/14	Dolphins held New England to 89 rushing yds in a home win
By Opponent:	12/14/14	New England held Miami to 76 yds rushing in a Dolphins road loss

Held Opponent under 100 Net Yards Passing

By Dolphins:	12/1/14	Dolphins held N.Y. Jets to 49 net passing yds in win at N.Y. Jets
By Opponent:	12/22/13	Buffalo held Dolphins to 89 net passing yds in Dolphins road loss

Held Opponent under 150 Net Yards Passing

By Dolphins:	11/2/14	Dolphins held San Diego to 128 net passing yds in a Dolphins home win
By Opponent:	10/27/13	Patriots held Dolphins to 145 net passing yds in Dolphins road loss

Two Interception Returns for a Touchdown

By Dolphins:	10/26/14	Louis Delmas (81yd TD) and Brent Grimes (22yd TD) at Jacksonville
By Opponent:	10/25/09	Darren Sharper (42yd TD) and Tracy Porter (54yd TD) vs. New Orleans

Interception Return for a Touchdown

By Dolphins:	10/26/14	Brent Grimes (22yd TD) at Jacksonville
By Opponent:	12/8/13	Troy Polamalu (19TD) at Pittsburgh Steelers

Individual with Three-or-More Interceptions

By Dolphins:	11/7/99	Sam Madison (3) vs. Tennessee
By Opponent:	10/20/02	Nate Clements (3) at Buffalo

Individual with Two-or-More Interceptions

By Dolphins:	11/2/14	Brent Grimes (2) vs. San Diego
By Opponent:	12/29/13	Dee Millner (2) vs New York Jets

Seven-or-More Sacks by team

By Dolphins:	9/30/12	Dolphins recorded 8 sacks in a loss at Arizona
By Opponent:	12/28/14	New York Jets recorded 7 sacks in a road win

Six-or-More Sacks by team

By Dolphins:	9/8/13	Dolphins recorded 6 sacks in a win at Cleveland
By Opponent:	12/22/13	Buffalo Bills recorded 6 sacks in win vs Miami

Five-or-More Sacks by team

By Dolphins:	9/21/14	Dolphins recorded 5 sacks in a loss vs. Kansas City
By Opponent:	11/13/14	Buffalo recorded 5 sacks in loss vs. Miami



Individual with Four-or-More Sacks

By Dolphins:	9/30/12	Cameron Wake (4.5) at Arizona
By Opponent:	N/A	

Individual with Three-or-More Sacks

By Dolphins:	12/1/13	Olivier Vernon (3.0) at New York Jets
By Opponent:	12/7/14	Elvis Dumervil (3.5) vs. Baltimore

Individual with Two-or-More Sacks

By Dolphins:	12/21/14	Cameron Wake (2.0) vs. Minnesota
By Opponent:	12/28/14	David Harris (2.5) vs. New York Jets

Fumble Recovered for Touchdown

By Dolphins:	9/28/14	Cortland Finnegan (50) at Oakland (London)
By Opponent:	12/20/07	Chinedum Ndukwe (54) at Cincinnati

SPECIAL TEAMS

Kickoff Return for a Touchdown

By Dolphins:	11/15/12	Marcus Thigpen (96TD) at Buffalo
By Opponent:	9/14/14	C.J. Spiller (102TD) at Buffalo

Kickoff Return for a Touchdown on the Opening Kickoff

By Dolphins:	12/5/71	Mercury Morris (94 yds) at New England
By Opponent:	11/28/10	Jacoby Ford (101TD) at Oakland

Kickoff Return for 50 yards or more

By Dolphins:	10/12/14	Jarvis Landry (54) vs. Green Bay
By Opponent:	12/28/14	Chris Owusu (87) vs. New York Jets

Punt Return for a Touchdown

By Dolphins:	9/9/12	Marcus Thigpen (72TD) at Houston
By Opponent:	11/15/12	Leodis McKelvin (79TD) at Buffalo

Punt Return for 50 yards or more

By Dolphins:	9/9/12	Marcus Thigpen (72TD) at Houston
By Opponent:	11/15/12	Leodis McKelvin (79TD) at Buffalo

Blocked Punt Recovered for Touchdown

By Dolphins:	10/28/12	Olivier Vernon at New York Jets
By Opponent:	9/29/91	Chris Burkett vs. New York Jets

Blocked Punt

By Dolphins:	12/21/14	Terrence Fede vs. Minnesota (Blocked a Jeff Locke punt in the 4th quarter)
By Opponent:	9/14/14	Boobie Dixon at Buffalo (Block a Brandon Fields punt in the 1 st quarter)

Blocked PAT

By Dolphins:	12/6/92	Dolphins (J. Cross) blocked San Francisco (M. Cofer) extra point
By Opponent:	11/15/09	Tampa Bay (D. Penn) blocked Dolphins (D. Carpenter) extra point

Missed (not blocked) PAT

By Dolphins:	11/15/09	Dan Carpenter vs. Tampa Bay
By Opponent:	10/25/09	John Carney at New Orleans



Blocked Field Goal

By Dolphins:	11/9/14	Earl Mitchell at Detroit (Matt Prater 42-yd attempt)
By Opponent:	10/14/14	Jamie Collins at New England Patriots (C. Sturgis 41-yd attempt)

Blocked Field goal returned for a TD

By Dolphins:	12/19/71	Curtis Johnson (47TD) on Tim Webster attempt vs. Green Bay
By Opponent:	12/14/14	Kyle Arrington (62TD) on Caleb Sturgis attempt vs. New England

Individual with Six-or-More Field goals attempted

By Dolphins:	11/28/10	Dan Carpenter (4-6) at Oakland (49, 51SH, 23, 44, 49 WR, 25)
By Opponent:	9/14/14	Dan Carpenter (5-6) at Oakland (27, 27, 31, 32, 31 LU, 38)

Individual with Six-or-More Field goals made

By Dolphins:	10/17/99	Olindo Mare (6-6) at New England (20, 33, 45, 45, 41, 53)
By Opponent:	N/A	

Individual with Five-or-More Field goals attempted

By Dolphins:	11/14/11	Shane Graham (4-5) at Dallas (26, 47WL, 28, 27, 23)
By Opponent:	11/4/12	Adam Vinatieri (3-5) at Indianapolis (48WR, 23, 54B, 47, 43)

Individual with Five-or-More Field goals made

By Dolphins:	10/31/10	Dan Carpenter (5-5) at Cincinnati (38, 42, 24, 54, 31)
By Opponent:	9/14/14	Dan Carpenter (5-6) at Oakland (27, 27, 31, 32, 31 LU, 38)

Individual with Four-or-More Field goals attempted

By Dolphins:	12/1/14	Caleb Sturgis (3-4) at N.Y. Jets (43WL, 43, 44, 26)
By Opponent:	12/28/14	Nick Folk (3-4) vs. N.Y. Jets (45 LU, 26, 23, 39)

Individual with Four-or-More Field goals made

By Dolphins:	9/7/14	Caleb Sturgis (4-4) vs. New England (38, 24, 22, 27)
By Opponent:	12/22/13	Dan Carpenter (4-4) at Buffalo (45, 21, 22, 26)

Individual with Three-or-More Field goals attempted

By Dolphins:	12/14/14	Caleb Sturgis (2-3) at New England (41B, 24, 53)
By Opponent:	12/28/14	Nick Folk (3-4) vs. N.Y. Jets (45 LU, 26, 23, 39)

Individual with Three-or-More Field goals made

By Dolphins:	12/1/14	Caleb Sturgis (3-4) at N.Y. Jets (43WL, 43, 44, 26)
By Opponent:	11/13/14	Dan Carpenter (3-4) at Buffalo (33, 21, 46, 47WL)

Successful Onsides Kick

By Dolphins:	10/28/12	Dolphins win at New York Jets
By Opponent:	12/18/11	Dolphins win at Buffalo

Failed Onsides Kick Attempt

By Dolphins:	11/23/14	Dolphins road loss at Denver
By Opponent:	12/21/14	Dolphins win vs. Minnesota



NFL STATISTICS

2014



TEAM RANKINGS

American Football Conference

	Offense			Defense		
	Total	Rush	Pass	Total	Rush	Pass
Balt.	5	4	6	5	2	15
Buff.	13	13	8	2	7	2
Cin.	7	3	10	13	9	12
Cleve.	11	9	9	14	16	5
Denver	3	7	3	1	1	6
Hou.	8	2	12	10	6	13
Ind.	2	12	*1	7	8	7
Jax	15	11	15	15	13	14
K.C.	12	5	14	4	14	1
Miami	6	6	7	8	11	4
N.E.	4	10	4	9	5	11
Jets	10	1	16	3	3	8
Oak.	16	16	13	12	10	10
Pitt.	1	8	2	11	4	16
S.D.	9	15	5	6	12	3
Tenn.	14	14	11	16	15	9

National Football Conference

	Offense			Defense		
	Total	Rush	Pass	Total	Rush	Pass
Ariz.	13	16	8	10	6	13
Atl.	5	12	2	16	12	16
Car.	9	4	11	4	9	5
Chi.	12	13	9	14	10	14
Dallas	4	2	10	8	4	11
Det.	10	14	7	2	*1	6
G.B.	3	6	5	6	13	4
Minn.	14	8	15	5	14	3
N.O.	*1	7	1	15	15	10
Giants	7	11	4	13	16	7
Phil.	2	5	3	12	8	15
St. L.	15	10	12	7	7	8
S.F.	11	3	16	3	3	2
Sea.	6	*1	14	*1	2	*1
T.B.	16	15	13	11	11	12
Wash.	8	9	6	9	5	9

National Football League

	Offense			Defense		
	Total	Rush	Pass	Total	Rush	Pass
Ariz.	24	31	14	24	13	29
Atl.	8	24	5	32	21	32
Balt.	12	8	13	8	4	24
Buff.	26	25	18	4	11	3
Car.	16	7	19	10	16	11
Chi.	21	27	15	30	17	30
Cin.	15	6	21	22	20	20
Cleve.	23	17	20	23	32	8
Dallas	7	2	16	19	8	26
Denver	4	15	4	3	2	9
Det.	19	28	12	2	*1	13
G.B.	6	11	8	15	23	10
Hou.	17	5	24	16	10	21
Ind.	3	22	*1	11	18	12
Jax	31	21	31	26	27	22
K.C.	25	10	29	7	28	2
Miami	14	12	17	12	24	6
Minn.	27	14	28	14	25	7
N.E.	11	18	9	13	9	17
N.O.	*1	13	3	31	29	25
Giants	10	23	7	29	30	18
Jets	22	3	32	6	5	14
Oak.	32	32	26	21	22	16
Phil.	5	9	6	28	15	31
Pitt.	2	16	2	18	6	27
St. L.	28	20	23	17	14	19
S.D.	18	30	10	9	26	4
S.F.	20	4	30	5	7	5
Sea.	9	*1	27	*1	3	*1
T.B.	30	29	25	25	19	28
Tenn.	29	26	22	27	31	15
Wash.	13	19	11	20	12	23

T = Tied for position; * = League Leader



AFC / TEAM/OFFENSE RANK

Tm	(A)	(B)	(C)	(D)	(E)	(F)	(G)	(H)	(I)	(J)	(K)	(L)	(M)	(N)	(O)	(P)	(Q)
BAL	5	4	4	4	6	5	5	2	6	6	6t	6	1	1	1	5	8
BUF	13	13	13	13	8	12	6	11	13	12	10	5	9	16	12	11	4
CIN	7	5	3	6	10	8	16	6	8t	8	4t	2	4	2	3	8	13
CLE	11	12	9	15	9	7	14	9	11	16	15	14	15	13	10	12	15
DEN	3	2	7	9	3	2	8	1	5	4	8	9	6	14	16	1	11
HOU	8	11	2	11	12	6	10	7	8t	11	2	16	16	6	11	7	7
IND	2	3	12	12	1	3	7	4	2	5	12	12	3	3	2	3	1
JAC	15	15	11	3	15	16	15	16	14	14	13t	10	7	4	9	16	16
KC	12	9	5	2	14	11	1	15	10	9	11	1	2	12	5	9	10
MIA	6	8	6	1	7	13	4	12	3t	7	13t	8	5	8	13	6	14
NE	4	6	10	10	4	9	2	3	3t	3	4t	3	11	7	7	2	2
NYJ	10	14	1	5	16	14	11	13	12	10	3	15	10	9	8	13	12
OAK	16	16	16	14	13	15	9	5	16	13	1	11	13	10	6	15	5t
PIT	1	1	8	7	2	1	3	8	1	2	6t	4	14	15	14	4	3
SD	9	7	15	16	5	4	13	10	7	1	9	7	12	11	15	10	9
TEN	14	10	14	8	11	10	12	14	15	15	16	13	8	5	4	14	5t

AFC / OPPONENT/DEFENSE RANK

Tm	(A)	(B)	(C)	(D)	(E)	(F)	(G)	(H)	(I)	(J)	(K)	(L)	(M)	(N)	(O)	(P)	(Q)	(R)	(S)
BAL	5	5	2	1	15	7	11	5	7t	11	6	5	7	10	9	3	9	3	4
BUF	2	2	7	8	2	2	2	1	2	1	10t	2	1	2	3	2	4	8	7
CIN	13	10	9	9	12	8	3	16	14	6	12	6	11	3	1	7	5t	9	11
CLE	14	6	16	14	5	4	1	13	15	8	15	4	5	6	8	6	12	12	13
DEN	1	1	1	2	6	1	5	10	7t	4	13	15	12	9	10	9	7	2	1
HOU	10	4	6	6	13	5	4	11	11t	3	5	16	13	7	13	4	13	7	10
IND	7	12	8	12	7	11	8	6	4t	2	3	1	6	16	16	11	3	4	2
JAC	15	13	13	7	14	14	15	4	13	13	8	9	9	15	14	14	15	14	16
KC	4	3	14	16	1	3	16	2	6	5	7	3	10	14	6	1	14	5	12
MIA	8	8	11	11	4	6	7	7	4t	15	14	11	14	1	4	12	1	10	6
NE	9	7	5	5	11	10	6	9	11t	10	4	10	2	5	2	5	2	1	5
NYJ	3	9	3	3	8	12	14	3	1	16	1	12	3	12	15	13	5t	13	9
OAK	12	15	10	4	10	15	12	15	10	9	9	14	16	4	5	16	10	16	15
PIT	11	16	4	13	16	16	10	12	9	7	16	8	8	8	7	10	16	6	3
SD	6	14	12	15	3	9	13	14	3	14	2	13	4	13	12	8	8	11	8
TEN	16	11	15	10	9	13	9	8	16	12	10t	7	15	11	11	15	11	15	14

- (A) Total Yards per Game
- (B) Yards per Play
- (C) Rushing Yards per Game
- (D) Rushing Yards per Attempt
- (E) Passing Net Yards per Game
- (F) Passing Net Yards per Play
- (G) Passing, Percent Had Intercepted
- (H) Sacks per Pass Play
- (I) First Downs per Game
- (J) Third Down Efficiency
- (K) Fourth Down Efficiency
- (L) Punt Return Average
- (M) Kickoff Return Average
- (N) Gross Punting Average
- (O) Net Punting Average
- (P) Points per Game
- (Q) Field Goal Percentage
- Combined Offense/Defense Rank
- (R) Points per Game Differential
- (S) Net Yards per Game Differential



NFC / TEAM/OFFENSE RANK

Tm	(A)	(B)	(C)	(D)	(E)	(F)	(G)	(H)	(I)	(J)	(K)	(L)	(M)	(N)	(O)	(P)	(Q)
ARI	13	14	16	16	8	9	5	3	13	10	1	7	16	15	13	13	5
ATL	5	5	12	12	2	4	9	2	7	4	6t	1	7	6	3	6	2
CAR	9	10	4	7	11	12	6	10	4	8	3	10	11	10	16	8	10
CHI	12	12	13	11	9	13	12	8	9	13	10	16	8	13	12	12	14
DAL	4	2	2	2	10	2	8	7	5	2	6t	8	6	8	6	3	7
DET	10	11	14	14	7	10	3	9	11	12	6t	9	4	4	4	11	16
GB	3	1	6	5	5	1	1	6	2t	3	11t	4	15	14	15	1	11
MIN	14	15	8	6	15	14	15	14	14t	11	6t	5	13	11	9	9	15
NO	1	3	7	4	1	3	10	1	1	1	5	13	2	2	1	4	6
NYG	7	8	11	15	4	5	7	4	6	6	14	11	9	7	10	7	1
PHI	2	7	5	9	3	7	14	5	2t	5	2	3	1	9	8	2	3t
STL	15	9	10	10	12	11	11	11	14t	15	11t	2	5	5	2	10	13
SF	11	13	3	3	16	15	4	16	12	9	4	15	3	3	7	14	12
SEA	6	4	1	1	14	8	2	12	8	7	15	14	14	12	11	5	8
TB	16	16	15	13	13	16	16	13	16	14	13	6	10	16	14	16	9
WAS	8	6	9	8	6	6	13	15	10	16	16	12	12	1	5	15	3t

NFC / OPPONENT/DEFENSE RANK

Tm	(A)	(B)	(C)	(D)	(E)	(F)	(G)	(H)	(I)	(J)	(K)	(L)	(M)	(N)	(O)	(P)	(Q)	(R)	(S)
ARI	10	11	6	13	13	9	6	14	2	4	3	7	13	14	10	3	2	6	14
ATL	16	16	12	8	16	16	7	16	16	16	7t	11	7	3	5	13	7	13	11
CAR	4	7	9	14	5	5	10	8	6	10	6	16	16	16	14	9	4	12	7
CHI	14	14	10	11	14	15	9	9	10	9	15	12	1	2	8	16	8t	14	15
DAL	8	10	4	9	11	12	4	15	8	13	7t	10	4	12	7	7	13	3	4
DET	2	2	1	1	6	2	2	10	7	3	4t	13	15	6	11	2	3	5	2
GB	6	4	13	10	4	3	5	6	13	7	11	6	11	5	3	6	11t	2	3
MIN	5	5	14	12	3	6	12	3	9	8	16	3	3	4	6	5	5	7	12
NO	15	15	15	15	10	13	14	13	14	15	7t	1	14	11	16	14	15	9	5
NYG	13	13	16	16	7	10	3	1	11	1	4t	14	2	15	15	10t	14	8	10
PHI	12	6	8	3	15	7	15	2	12	5	2	5	6	8	2	10t	6	4	6
STL	7	9	7	7	8	8	13	4	3	6	1	4	10	1	1	8	10	10	13
SF	3	3	3	5	2	4	1	11	5	12	7t	8	5	13	12	4	16	11	8
SEA	1	1	2	2	1	1	8	5	1	2	14	15	9	7	9	1	11t	1	1
TB	11	8	11	4	12	11	11	12	15	14	12t	2	8	10	4	12	1	15	16
WAS	9	12	5	6	9	14	16	7	4	11	12t	9	12	9	13	15	8t	16	9

- (A) Total Yards per Game
- (B) Yards per Play
- (C) Rushing Yards per Game
- (D) Rushing Yards per Attempt
- (E) Passing Net Yards per Game
- (F) Passing Net Yards per Play
- (G) Passing, Percent Had Intercepted
- (H) Sacks per Pass Play
- (I) First Downs per Game
- (J) Third Down Efficiency
- (K) Fourth Down Efficiency
- (L) Punt Return Average
- (M) Kickoff Return Average
- (N) Gross Punting Average
- (O) Net Punting Average
- (P) Points per Game
- (Q) Field Goal Percentage
- Combined Offense/Defense Rank
- (R) Points per Game Differential
- (S) Net Yards per Game Differential



NFL / TEAM/OFFENSE RANK

Tm	(A)	(B)	(C)	(D)	(E)	(F)	(G)	(H)	(I)	(J)	(K)	(L)	(M)	(N)	(O)	(P)	(Q)
BAL	12	9	8	7	13	12	10	2	10	14	11t	14	1	1	1	8	15
BUF	26	28	25	26	18	24	12	19	28	26	20	12	17	29	21	18	6
CIN	15	12	6	12	21	16	29	7	18t	18	8t	7	4	3	5	15	26
CLE	23	27	17	28	20	15	26	15	24	32	27	28	28	21	17	27	28
DEN	4	3	15	20	4	3	17	1	6	8	18	20	8	22	28	2	21
HOU	17	24	5	23	24	13	20	12	18t	22	5	31	29	11	20	14	14
IND	3	7	22	25	1	5	16	4	3	13	22t	26	3	4	3	6	1
JAC	31	31	21	6	31	32	27	32	29	29	25t	22	12	5	16	32	29
KC	25	17	10	5	29	23	2	29	21	19	21	4	2	20	8	16	18t
MIA	14	16	12	2	17	26	7	22	4t	17	25t	17	6	14	23	11	27
NE	11	13	18	22	9	17	3	3	4t	6	8t	10	21	13	12	4	2
NYJ	22	30	3	8	32	30	21	25	25	20	6	30	19	15	13	28	22
OAK	32	32	32	27	26	31	18	5	32	28	3t	23	23	16	11	31	10t
PIT	2	2	16	16	2	2	5	13	2	5	11t	11	27	28	25	7	4t
SD	18	14	30	31	10	8	25	16	15	4	19	16	22	18	26	17	16
TEN	29	18	26	18	22	20	23	26	31	31	28	27	16	7	7	30	10t
ARI	24	25	31	32	14	18	9	9	23	16	1	9	32	31	29	24	9
ATL	8	8	24	21	5	7	15	8	13	7	11t	1	14	12	6	12	4t
CAR	16	20	7	13	19	22	11	21	9	12	3t	18	24	24	32	19	20
CHI	21	22	27	19	15	25	24	18	16	24	17	32	15	27	27	23	30
DAL	7	4	2	3	16	4	14	17	11	2	11t	13	13	19	14	5	13
DET	19	21	28	29	12	19	6	20	20	23	11t	15	10	9	9	22	32
GB	6	1	11	10	8	1	1	14	7t	3	22t	5	31	30	31	1	23
MIN	27	26	14	11	28	27	31	28	26t	21	11t	6	26	25	19	20	31
NO	1	5	13	9	3	6	19	6	1	1	10	24	7	6	2	9	10t
NYG	10	15	23	30	7	9	13	10	12	10	30	19	18	17	22	13	3
PHI	5	11	9	15	6	11	30	11	7t	9	2	3	5	23	18	3	7t
STL	28	19	20	17	23	21	22	23	26t	27	22t	2	11	10	4	21	25
SF	20	23	4	4	30	28	8	31	22	15	7	29	9	8	15	25	24
SEA	9	6	1	1	27	14	4	24	14	11	31	25	30	26	24	10	17
TB	30	29	29	24	25	29	32	27	30	25	29	8	20	32	30	29	18t
WAS	13	10	19	14	11	10	28	30	17	30	32	21	25	2	10	26	7t

Team/Offense Rank

- (A) Total Yards per Game
- (B) Yards per Play
- (C) Rushing Yards per Game
- (D) Rushing Yards per Attempt
- (E) Passing Net Yards per Game
- (F) Passing Net Yards per Play
- (G) Passing, Percent Had Intercepted
- (H) Sacks per Pass Play
- (I) First Downs per Game
- (J) Third Down Efficiency
- (K) Fourth Down Efficiency
- (L) Punt Return Average
- (M) Kickoff Return Average
- (N) Gross Punting Average
- (O) Net Punting Average
- (P) Points per Game
- (Q) Field Goal Percentage



NFL / OPPONENT/DEFENSE RANK

Tm	(A)	(B)	(C)	(D)	(E)	(F)	(G)	(H)	(I)	(J)	(K)	(L)	(M)	(N)	(O)	(P)	(Q)	(R)	(S)
BAL	8	8	4	3	24	12	26	7	14t	17	8	9	14	26	22	6	16	6	7
BUF	4	3	11	14	3	2	3	1	5	1	15t	4	3	7	6	4	9	12	14
CIN	22	15	20	18	20	13	5	32	25	7	22	10	22	8	2	12	10t	14	21
CLE	23	9	32	28	8	5	2	27	29	11	29	8	9	15	19	9	21	25	26
DEN	3	2	2	4	9	1	12	21	14t	5	27	29	24	25	24	16t	14	4	2
HOU	16	6	10	10	21	7	7	24	22t	3	7	31	25	19	28	7	23	11	19
IND	11	19	18	23	12	17	21	9	9t	2	4	3	10	32	32	19	7	7	3
JAC	26	20	27	12	22	21	31	5	24	23	11t	16	16	31	30	26	27	30	32
KC	7	5	28	30	2	4	32	3	12t	6	9	6	18	30	14	2	24	9	22
MIA	12	12	24	21	6	11	14	13	9t	29	28	22	28	1	9	20	2	15	13
NE	13	11	9	9	17	16	13	19	22t	16	6	17	5	13	3	8	5	1	10
NYJ	6	13	5	6	14	18	30	4	2t	30	1t	23	7	28	31	24	10t	26	18
OAK	21	22	22	8	16	25	27	30	18	14	14	28	32	12	12	32	17	32	30
PIT	18	30	6	25	27	29	25	25	16	10	32	12	15	20	15	18	30	10	4
SD	9	21	26	29	4	15	29	29	6t	24t	3	26	8	29	27	13t	15	17	16
TEN	27	17	31	19	15	19	22	14	31	19	15t	11	30	27	25	29t	18t	31	29
ARI	24	26	13	26	29	23	10	26	2t	12	10	15	26	22	17	5	3	16	27
ATL	32	32	21	16	32	32	11	31	32	32	18t	21	13	4	8	27	13	24	23
CAR	10	18	16	27	11	10	17	16	9t	22	15t	32	31	24	23	21	6	23	12
CHI	30	29	17	22	30	31	16	17	20	21	30	24	1	3	13	31	18t	27	28
DAL	19	25	8	17	26	27	8	28	17	27	18t	20	6	18	11	15	28	5	8
DET	2	4	1	1	13	6	4	18	12t	9	11t	25	29	9	18	3	4	13	5
GB	15	10	23	20	10	8	9	12	27	18	23	14	21	6	5	13t	25t	3	6
MIN	14	14	25	24	7	14	19	8	19	20	31	5	4	5	10	11	8	18	24
NO	31	31	29	31	25	28	23	23	28	31	18t	1	27	17	29	28	31	20	9
NYG	29	28	30	32	18	24	6	2	21	4	11t	27	2	23	26	22t	29	19	20
PHI	28	16	15	5	31	20	24	6	26	13	5	13	12	11	4	22t	12	8	11
STL	17	24	14	15	19	22	20	10	4	15	1t	7	20	2	1	16t	22	21	25
SF	5	7	7	11	5	9	1	20	8	26	18t	18	11	21	20	10	32	22	15
SEA	1	1	3	2	1	3	15	11	1	8	26	30	19	10	16	1	25t	2	1
TB	25	23	19	7	28	26	18	22	30	28	24t	2	17	16	7	25	1	28	31
WAS	20	27	12	13	23	30	28	15	6t	24t	24t	19	23	14	21	29t	18t	29	17

Opponent/Defense Rank

- (A) Total Yards per Game
- (B) Yards per Play
- (C) Rushing Yards per Game
- (D) Rushing Yards per Attempt
- (E) Passing Net Yards per Game
- (F) Passing Net Yards per Play
- (G) Passing, Percent Had Intercepted
- (H) Sacks per Pass Play
- (I) First Downs per Game
- (J) Third Down Efficiency
- (K) Fourth Down Efficiency
- (L) Punt Return Average
- (M) Kickoff Return Average
- (N) Gross Punting Average
- (O) Net Punting Average
- (P) Points per Game
- (Q) Field Goal Percentage

Combined Offense/Defense Rank

- (R) Points per Game Differential
- (S) Net Yards per Game Differential



AFC / TOTAL OFFENSE

Rank	Team	Total	Rushing	Passing	Total	Rushing	Passing
1)	Pittsburgh	6577	1752	4825	411.1	109.5	301.6
2)	Indianapolis	6506	1612	4894	406.6	100.8	305.9
3)	Denver	6446	1785	4661	402.9	111.6	291.3
4)	New England	5848	1727	4121	365.5	107.9	257.6
5)	Baltimore	5838	2019	3819	364.9	126.2	238.7
6)	Miami	5601	1872	3729	350.1	117.0	233.1
7)	Cincinnati	5568	2147	3421	348.0	134.2	213.8
8)	Houston	5513	2161	3352	344.6	135.1	209.5
9)	San Diego	5465	1367	4098	341.6	85.4	256.1
10)	New York Jets	5226	2280	2946	326.6	142.5	184.1
11)	Cleveland	5193	1728	3465	324.6	108.0	216.6
12)	Kansas City	5100	1918	3182	318.8	119.9	198.9
13)	Buffalo	5096	1482	3614	318.5	92.6	225.9
14)	Tennessee	4859	1447	3412	303.7	90.4	213.3
15)	Jacksonville	4634	1633	3001	289.6	102.1	187.6
16)	Oakland	4515	1240	3275	282.2	77.5	204.7

AFC / TOTAL DEFENSE

Rank	Team	Total	Rushing	Passing	Total	Rushing	Passing
1)	Denver	4883	1276	3607	305.2	79.8	225.4
2)	Buffalo	4995	1703	3292	312.2	106.4	205.8
3)	New York Jets	5235	1489	3746	327.2	93.1	234.1
4)	Kansas City	5288	2036	3252	330.5	127.3	203.3
5)	Baltimore	5391	1412	3979	336.9	88.3	248.7
6)	San Diego	5413	1986	3427	338.3	124.1	214.2
7)	Indianapolis	5483	1814	3669	342.7	113.4	229.3
8)	Miami	5494	1937	3557	343.4	121.1	222.3
9)	New England	5506	1669	3837	344.1	104.3	239.8
10)	Houston	5571	1681	3890	348.2	105.1	243.1
11)	Pittsburgh	5654	1605	4049	353.4	100.3	253.1
12)	Oakland	5721	1911	3810	357.6	119.4	238.1
13)	Cincinnati	5749	1861	3888	359.3	116.3	243.0
14)	Cleveland	5857	2265	3592	366.1	141.6	224.5
15)	Jacksonville	5932	2033	3899	370.8	127.1	243.7
16)	Tennessee	5968	2195	3773	373.0	137.2	235.8



NFC / TOTAL OFFENSE

Rank	Team	Total	Rushing	Passing	Total	Rushing	Passing
1)	New Orleans	6582	1818	4764	411.4	113.6	297.8
2)	Philadelphia	6348	1992	4356	396.8	124.5	272.3
3)	Green Bay	6178	1917	4261	386.1	119.8	266.3
4)	Dallas	6122	2354	3768	382.6	147.1	235.5
5)	Atlanta	6051	1498	4553	378.2	93.6	284.6
6)	Seattle	6012	2762	3250	375.8	172.6	203.1
7)	New York Giants	5875	1603	4272	367.2	100.2	267.0
8)	Washington	5738	1691	4047	358.6	105.7	252.9
9)	Carolina	5547	2036	3511	346.7	127.3	219.4
10)	Detroit	5452	1422	4030	340.8	88.9	251.9
11)	San Francisco	5239	2176	3063	327.4	136.0	191.4
12)	Chicago	5233	1441	3792	327.1	90.1	237.0
13)	Arizona	5116	1308	3808	319.8	81.8	238.0
14)	Minnesota	5048	1804	3244	315.5	112.8	202.8
15)	St. Louis	5035	1635	3400	314.7	102.2	212.5
16)	Tampa Bay	4672	1375	3297	292.0	85.9	206.1

NFC / TOTAL DEFENSE

Rank	Team	Total	Rushing	Passing	Total	Rushing	Passing
1)	Seattle	4274	1304	2970	267.1	81.5	185.6
2)	Detroit	4815	1109	3706	300.9	69.3	231.6
3)	San Francisco	5143	1612	3531	321.4	100.8	220.7
4)	Carolina	5437	1792	3645	339.8	112.0	227.8
5)	Minnesota	5515	1943	3572	344.7	121.4	223.3
6)	Green Bay	5542	1919	3623	346.4	119.9	226.4
7)	St. Louis	5626	1765	3861	351.6	110.3	241.3
8)	Dallas	5681	1650	4031	355.1	103.1	251.9
9)	Washington	5696	1722	3974	356.0	107.6	248.4
10)	Arizona	5891	1739	4152	368.2	108.7	259.5
11)	Tampa Bay	5903	1819	4084	368.9	113.7	255.3
12)	Philadelphia	6009	1771	4238	375.6	110.7	264.9
13)	New York Giants	6012	2162	3850	375.8	135.1	240.6
14)	Chicago	6033	1803	4230	377.1	112.7	264.4
15)	New Orleans	6144	2125	4019	384.0	132.8	251.2
16)	Atlanta	6372	1894	4478	398.3	118.4	279.9



NFL / TOTAL OFFENSE

Rank	Team	Total	Rushing	Passing	Total	Rushing	Passing
1)	New Orleans	6582	1818	4764	411.4	113.6	297.8
2)	Pittsburgh	6577	1752	4825	411.1	109.5	301.6
3)	Indianapolis	6506	1612	4894	406.6	100.8	305.9
4)	Denver	6446	1785	4661	402.9	111.6	291.3
5)	Philadelphia	6348	1992	4356	396.8	124.5	272.3
6)	Green Bay	6178	1917	4261	386.1	119.8	266.3
7)	Dallas	6122	2354	3768	382.6	147.1	235.5
8)	Atlanta	6051	1498	4553	378.2	93.6	284.6
9)	Seattle	6012	2762	3250	375.8	172.6	203.1
10)	New York Giants	5875	1603	4272	367.2	100.2	267.0
11)	New England	5848	1727	4121	365.5	107.9	257.6
12)	Baltimore	5838	2019	3819	364.9	126.2	238.7
13)	Washington	5738	1691	4047	358.6	105.7	252.9
14)	Miami	5601	1872	3729	350.1	117.0	233.1
15)	Cincinnati	5568	2147	3421	348.0	134.2	213.8
16)	Carolina	5547	2036	3511	346.7	127.3	219.4
17)	Houston	5513	2161	3352	344.6	135.1	209.5
18)	San Diego	5465	1367	4098	341.6	85.4	256.1
19)	Detroit	5452	1422	4030	340.8	88.9	251.9
20)	San Francisco	5239	2176	3063	327.4	136.0	191.4
21)	Chicago	5233	1441	3792	327.1	90.1	237.0
22)	New York Jets	5226	2280	2946	326.6	142.5	184.1
23)	Cleveland	5193	1728	3465	324.6	108.0	216.6
24)	Arizona	5116	1308	3808	319.8	81.8	238.0
25)	Kansas City	5100	1918	3182	318.8	119.9	198.9
26)	Buffalo	5096	1482	3614	318.5	92.6	225.9
27)	Minnesota	5048	1804	3244	315.5	112.8	202.8
28)	St. Louis	5035	1635	3400	314.7	102.2	212.5
29)	Tennessee	4859	1447	3412	303.7	90.4	213.3
30)	Tampa Bay	4672	1375	3297	292.0	85.9	206.1
31)	Jacksonville	4634	1633	3001	289.6	102.1	187.6
32)	Oakland	4515	1240	3275	282.2	77.5	204.7

NFL / TOTAL DEFENSE

Rank	Team	Total	Rushing	Passing	Total	Rushing	Passing
1)	Seattle	4274	1304	2970	267.1	81.5	185.6
2)	Detroit	4815	1109	3706	300.9	69.3	231.6
3)	Denver	4883	1276	3607	305.2	79.8	225.4
4)	Buffalo	4995	1703	3292	312.2	106.4	205.8
5)	San Francisco	5143	1612	3531	321.4	100.8	220.7
6)	New York Jets	5235	1489	3746	327.2	93.1	234.1
7)	Kansas City	5288	2036	3252	330.5	127.3	203.3
8)	Baltimore	5391	1412	3979	336.9	88.3	248.7
9)	San Diego	5413	1986	3427	338.3	124.1	214.2
10)	Carolina	5437	1792	3645	339.8	112.0	227.8
11)	Indianapolis	5483	1814	3669	342.7	113.4	229.3
12)	Miami	5494	1937	3557	343.4	121.1	222.3
13)	New England	5506	1669	3837	344.1	104.3	239.8
14)	Minnesota	5515	1943	3572	344.7	121.4	223.3
15)	Green Bay	5542	1919	3623	346.4	119.9	226.4
16)	Houston	5571	1681	3890	348.2	105.1	243.1
17)	St. Louis	5626	1765	3861	351.6	110.3	241.3
18)	Pittsburgh	5654	1605	4049	353.4	100.3	253.1
19)	Dallas	5681	1650	4031	355.1	103.1	251.9
20)	Washington	5696	1722	3974	356.0	107.6	248.4
21)	Oakland	5721	1911	3810	357.6	119.4	238.1
22)	Cincinnati	5749	1861	3888	359.3	116.3	243.0
23)	Cleveland	5857	2265	3592	366.1	141.6	224.5
24)	Arizona	5891	1739	4152	368.2	108.7	259.5
25)	Tampa Bay	5903	1819	4084	368.9	113.7	255.3
26)	Jacksonville	5932	2033	3899	370.8	127.1	243.7
27)	Tennessee	5968	2195	3773	373.0	137.2	235.8
28)	Philadelphia	6009	1771	4238	375.6	110.7	264.9
29)	New York Giants	6012	2162	3850	375.8	135.1	240.6
30)	Chicago	6033	1803	4230	377.1	112.7	264.4
31)	New Orleans	6144	2125	4019	384.0	132.8	251.2
32)	Atlanta	6372	1894	4478	398.3	118.4	279.9

**AFC / TAKE-AWAYS, GIVE-AWAYS**

Rank	Team	TAKE-AWAYS			GIVE-AWAYS			Net Diff
		Int	Fum	Total	Int	Fum	Total	
1t)	Houston	20	14	34	13	9	22	= +12
1t)	New England	16	9	25	9	4	13	= +12
3)	Buffalo	19	11	30	13	10	23	= +7
4)	Cleveland	21	8	29	16	7	23	= +6
5)	Denver	18	7	25	15	5	20	= +5
6t)	Baltimore	11	11	22	12	8	20	= +2
6t)	Miami	14	11	25	12	11	23	= +2
8t)	Cincinnati	20	6	26	17	9	26	= 0
8t)	Pittsburgh	11	10	21	10	11	21	= 0
10)	Kansas City	6	8	14	6	11	17	= -3
11t)	Indianapolis	12	14	26	16	15	31	= -5
11t)	San Diego	7	11	18	18	5	23	= -5
13)	Jacksonville	6	14	20	18	8	26	= -6
14)	Tennessee	12	4	16	16	10	26	= -10
15)	New York Jets	6	7	13	15	9	24	= -11
16)	Oakland	9	5	14	16	13	29	= -15
	Totals	208	150	358	222	145	367	= -9

NFC / TAKE-AWAYS, GIVE-AWAYS

Rank	Team	TAKE-AWAYS			GIVE-AWAYS			Net Diff
		Int	Fum	Total	Int	Fum	Total	
1)	Green Bay	18	9	27	6	7	13	= +14
2)	Seattle	13	11	24	7	7	14	= +10
3)	Arizona	18	7	25	12	5	17	= +8
4t)	Detroit	20	7	27	12	8	20	= +7
4t)	San Francisco	23	6	29	10	12	22	= +7
6)	Dallas	18	13	31	11	14	25	= +6
7)	Atlanta	16	12	28	15	8	23	= +5
8)	Carolina	14	12	26	12	11	23	= +3
9)	Minnesota	13	6	19	18	2	20	= -1
10t)	New York Giants	17	9	26	14	14	28	= -2
10t)	St. Louis	13	12	25	16	11	27	= -2
12)	Chicago	14	10	24	19	10	29	= -5
13t)	Philadelphia	12	16	28	21	15	36	= -8
13t)	Tampa Bay	14	11	25	20	13	33	= -8
15)	Washington	7	12	19	18	13	31	= -12
16)	New Orleans	12	5	17	17	13	30	= -13
	Totals	242	158	400	228	163	391	= +9



NFL / TAKE-AWAYS, GIVE-AWAYS

Rank	Team	TAKE-AWAYS			GIVE-AWAYS			Net Diff
		Int	Fum	Total	Int	Fum	Total	
1)	Green Bay	18	9	27	6	7	13	= +14
2t)	Houston	20	14	34	13	9	22	= +12
2t)	New England	16	9	25	9	4	13	= +12
4)	Seattle	13	11	24	7	7	14	= +10
5)	Arizona	18	7	25	12	5	17	= +8
6t)	Buffalo	19	11	30	13	10	23	= +7
6t)	Detroit	20	7	27	12	8	20	= +7
6t)	San Francisco	23	6	29	10	12	22	= +7
9t)	Cleveland	21	8	29	16	7	23	= +6
9t)	Dallas	18	13	31	11	14	25	= +6
11t)	Denver	18	7	25	15	5	20	= +5
11t)	Atlanta	16	12	28	15	8	23	= +5
13)	Carolina	14	12	26	12	11	23	= +3
14t)	Baltimore	11	11	22	12	8	20	= +2
14t)	Miami	14	11	25	12	11	23	= +2
16t)	Cincinnati	20	6	26	17	9	26	= 0
16t)	Pittsburgh	11	10	21	10	11	21	= 0
18)	Minnesota	13	6	19	18	2	20	= -1
19t)	New York Giants	17	9	26	14	14	28	= -2
19t)	St. Louis	13	12	25	16	11	27	= -2
21)	Kansas City	6	8	14	6	11	17	= -3
22t)	Indianapolis	12	14	26	16	15	31	= -5
22t)	San Diego	7	11	18	18	5	23	= -5
22t)	Chicago	14	10	24	19	10	29	= -5
25)	Jacksonville	6	14	20	18	8	26	= -6
26t)	Philadelphia	12	16	28	21	15	36	= -8
26t)	Tampa Bay	14	11	25	20	13	33	= -8
28)	Tennessee	12	4	16	16	10	26	= -10
29)	New York Jets	6	7	13	15	9	24	= -11
30)	Washington	7	12	19	18	13	31	= -12
31)	New Orleans	12	5	17	17	13	30	= -13
32)	Oakland	9	5	14	16	13	29	= -15
	Totals	450	308	758	450	308	758	= 0

**AFC / OFFENSE/TEAMS: FIRST DOWNS, THIRD DOWNS, FOURTH DOWNS**

Rank	Team	FIRST DOWNS				THIRD DOWNS			FOURTH DOWNS		
		Total	Rush	Pass	Pen	Made	Att	Pct	Made	Att	Pct
1)	Pittsburgh	379	98	243	38	93	208	44.7	5	10	50.0
2)	Indianapolis	371	80	251	40	89	217	41.0	6	15	40.0
3t)	Miami	361	99	226	36	80	200	40.0	7	19	36.8
3t)	New England	361	96	228	37	98	221	44.3	7	13	53.8
5)	Denver	360	98	227	35	94	213	44.1	6	13	46.2
6)	Baltimore	345	113	194	38	84	205	41.0	9	18	50.0
7)	San Diego	326	75	214	37	97	215	45.1	5	11	45.5
8t)	Cincinnati	313	122	164	27	84	211	39.8	7	13	53.8
8t)	Houston	313	108	171	34	91	235	38.7	10	17	58.8
10)	Kansas City	309	92	184	33	80	201	39.8	5	12	41.7
11)	Cleveland	294	88	179	27	61	207	29.5	5	14	35.7
12)	New York Jets	289	112	154	23	91	234	38.9	9	16	56.3
13)	Buffalo	273	65	186	22	84	229	36.7	6	14	42.9
14)	Jacksonville	271	86	154	31	69	216	31.9	7	19	36.8
15)	Tennessee	258	75	159	24	59	196	30.1	6	17	35.3
16)	Oakland	248	56	173	19	80	236	33.9	9	15	60.0
	Totals	5071	1463	3107	501	1334	3444	38.7	109	236	46.2

AFC / DEFENSE/OPPONENTS: FIRST DOWNS, THIRD DOWNS, FOURTH DOWNS

Rank	Team	FIRST DOWNS				THIRD DOWNS			FOURTH DOWNS		
		Total	Rush	Pass	Pen	Made	Att	Pct	Made	Att	Pct
1)	New York Jets	300	74	194	32	99	219	45.2	0	4	0.0
2)	Buffalo	302	89	171	42	73	220	33.2	5	11	45.5
3)	San Diego	307	98	168	41	89	207	43.0	2	10	20.0
4t)	Indianapolis	309	103	175	31	67	201	33.3	4	17	23.5
4t)	Miami	309	99	194	16	98	223	43.9	13	22	59.1
6)	Kansas City	310	108	184	18	79	216	36.6	8	21	38.1
7t)	Baltimore	311	75	205	31	89	221	40.3	5	14	35.7
7t)	Denver	311	60	219	32	81	222	36.5	10	17	58.8
9)	Pittsburgh	314	88	193	33	71	189	37.6	10	14	71.4
10)	Oakland	320	95	190	35	85	221	38.5	4	9	44.4
11t)	Houston	329	89	206	34	74	218	33.9	6	17	35.3
11t)	New England	329	88	196	45	84	209	40.2	8	23	34.8
13)	Jacksonville	330	107	200	23	101	236	42.8	4	10	40.0
14)	Cincinnati	337	105	197	35	79	215	36.7	10	19	52.6
15)	Cleveland	348	126	184	38	90	239	37.7	11	18	61.1
16)	Tennessee	357	119	211	27	94	227	41.4	5	11	45.5
	Totals	5123	1523	3087	513	1353	3483	38.8	105	237	44.3



NFC / OFFENSE/TEAMS: FIRST DOWNS, THIRD DOWNS, FOURTH DOWNS

Rank	Team	FIRST DOWNS				THIRD DOWNS			FOURTH DOWNS		
		Total	Rush	Pass	Pen	Made	Att	Pct	Made	Att	Pct
1)	New Orleans	395	101	258	36	98	203	48.3	8	15	53.3
2t)	Green Bay	356	104	222	30	93	197	47.2	4	10	40.0
2t)	Philadelphia	356	109	218	29	103	237	43.5	7	11	63.6
4)	Carolina	347	117	199	31	93	222	41.9	6	10	60.0
5)	Dallas	342	106	205	31	95	201	47.3	3	6	50.0
6)	New York Giants	336	83	218	35	101	235	43.0	5	16	31.3
7)	Atlanta	330	75	233	22	93	210	44.3	8	16	50.0
8)	Seattle	328	144	160	24	90	212	42.5	3	11	27.3
9)	Chicago	322	91	194	37	78	207	37.7	13	28	46.4
10)	Washington	318	88	186	44	62	197	31.5	4	16	25.0
11)	Detroit	310	72	210	28	86	223	38.6	10	20	50.0
12)	San Francisco	303	104	165	34	86	213	40.4	10	18	55.6
13)	Arizona	302	67	191	44	90	224	40.2	3	4	75.0
14t)	Minnesota	288	90	171	27	82	211	38.9	6	12	50.0
14t)	St. Louis	288	79	189	20	68	192	35.4	4	10	40.0
16)	Tampa Bay	263	72	162	29	76	203	37.4	4	12	33.3
Totals		5184	1502	3181	501	1394	3387	41.2	98	215	45.6

NFC / DEFENSE/OPPONENTS: FIRST DOWNS, THIRD DOWNS, FOURTH DOWNS

Rank	Team	FIRST DOWNS				THIRD DOWNS			FOURTH DOWNS		
		Total	Rush	Pass	Pen	Made	Att	Pct	Made	Att	Pct
1)	Seattle	277	70	175	32	75	202	37.1	8	14	57.1
2)	Arizona	300	77	195	28	81	215	37.7	5	13	38.5
3)	St. Louis	301	83	189	29	82	213	38.5	0	10	0.0
4)	Washington	307	77	195	35	89	207	43.0	5	9	55.6
5)	San Francisco	308	83	188	37	88	203	43.3	7	14	50.0
6)	Carolina	309	91	193	25	89	210	42.4	5	11	45.5
7)	Detroit	310	59	209	42	77	207	37.2	6	15	40.0
8)	Dallas	315	86	195	34	89	204	43.6	10	20	50.0
9)	Minnesota	321	100	189	32	90	217	41.5	9	14	64.3
10)	Chicago	325	78	227	20	85	201	42.3	12	19	63.2
11)	New York Giants	326	112	187	27	72	200	36.0	4	10	40.0
12)	Philadelphia	338	88	211	39	88	232	37.9	3	12	25.0
13)	Green Bay	339	116	196	27	83	206	40.3	15	28	53.6
14)	New Orleans	345	111	205	29	99	215	46.0	4	8	50.0
15)	Tampa Bay	353	103	223	27	93	213	43.7	5	9	55.6
16)	Atlanta	358	108	224	26	95	203	46.8	4	8	50.0
Totals		5132	1442	3201	489	1375	3348	41.1	102	214	47.7



NFL / OFFENSE/TEAMS: FIRST DOWNS, THIRD DOWNS, FOURTH DOWNS

Rank	Team	FIRST DOWNS				THIRD DOWNS			FOURTH DOWNS		
		Total	Rush	Pass	Pen	Made	Att	Pct	Made	Att	Pct
1)	New Orleans	395	101	258	36	98	203	48.3	8	15	53.3
2)	Pittsburgh	379	98	243	38	93	208	44.7	5	10	50.0
3)	Indianapolis	371	80	251	40	89	217	41.0	6	15	40.0
4t)	Miami	361	99	226	36	80	200	40.0	7	19	36.8
4t)	New England	361	96	228	37	98	221	44.3	7	13	53.8
6)	Denver	360	98	227	35	94	213	44.1	6	13	46.2
7t)	Green Bay	356	104	222	30	93	197	47.2	4	10	40.0
7t)	Philadelphia	356	109	218	29	103	237	43.5	7	11	63.6
9)	Carolina	347	117	199	31	93	222	41.9	6	10	60.0
10)	Baltimore	345	113	194	38	84	205	41.0	9	18	50.0
11)	Dallas	342	106	205	31	95	201	47.3	3	6	50.0
12)	New York Giants	336	83	218	35	101	235	43.0	5	16	31.3
13)	Atlanta	330	75	233	22	93	210	44.3	8	16	50.0
14)	Seattle	328	144	160	24	90	212	42.5	3	11	27.3
15)	San Diego	326	75	214	37	97	215	45.1	5	11	45.5
16)	Chicago	322	91	194	37	78	207	37.7	13	28	46.4
17)	Washington	318	88	186	44	62	197	31.5	4	16	25.0
18t)	Cincinnati	313	122	164	27	84	211	39.8	7	13	53.8
18t)	Houston	313	108	171	34	91	235	38.7	10	17	58.8
20)	Detroit	310	72	210	28	86	223	38.6	10	20	50.0
21)	Kansas City	309	92	184	33	80	201	39.8	5	12	41.7
22)	San Francisco	303	104	165	34	86	213	40.4	10	18	55.6
23)	Arizona	302	67	191	44	90	224	40.2	3	4	75.0
24)	Cleveland	294	88	179	27	61	207	29.5	5	14	35.7
25)	New York Jets	289	112	154	23	91	234	38.9	9	16	56.3
26t)	Minnesota	288	90	171	27	82	211	38.9	6	12	50.0
26t)	St. Louis	288	79	189	20	68	192	35.4	4	10	40.0
28)	Buffalo	273	65	186	22	84	229	36.7	6	14	42.9
29)	Jacksonville	271	86	154	31	69	216	31.9	7	19	36.8
30)	Tampa Bay	263	72	162	29	76	203	37.4	4	12	33.3
31)	Tennessee	258	75	159	24	59	196	30.1	6	17	35.3
32)	Oakland	248	56	173	19	80	236	33.9	9	15	60.0
	Totals	10255	2965	6288	1002	2728	6831	39.9	207	451	45.9



NFL / DEFENSE/OPPONENTS: FIRST DOWNS, THIRD DOWNS, FOURTH DOWNS

Rank	Team	FIRST DOWNS				THIRD DOWNS			FOURTH DOWNS		
		Total	Rush	Pass	Pen	Made	Att	Pct	Made	Att	Pct
1)	Seattle	277	70	175	32	75	202	37.1	8	14	57.1
2t)	New York Jets	300	74	194	32	99	219	45.2	0	4	0.0
2t)	Arizona	300	77	195	28	81	215	37.7	5	13	38.5
4)	St. Louis	301	83	189	29	82	213	38.5	0	10	0.0
5)	Buffalo	302	89	171	42	73	220	33.2	5	11	45.5
6t)	San Diego	307	98	168	41	89	207	43.0	2	10	20.0
6t)	Washington	307	77	195	35	89	207	43.0	5	9	55.6
8)	San Francisco	308	83	188	37	88	203	43.3	7	14	50.0
9t)	Indianapolis	309	103	175	31	67	201	33.3	4	17	23.5
9t)	Miami	309	99	194	16	98	223	43.9	13	22	59.1
9t)	Carolina	309	91	193	25	89	210	42.4	5	11	45.5
12t)	Kansas City	310	108	184	18	79	216	36.6	8	21	38.1
12t)	Detroit	310	59	209	42	77	207	37.2	6	15	40.0
14t)	Baltimore	311	75	205	31	89	221	40.3	5	14	35.7
14t)	Denver	311	60	219	32	81	222	36.5	10	17	58.8
16)	Pittsburgh	314	88	193	33	71	189	37.6	10	14	71.4
17)	Dallas	315	86	195	34	89	204	43.6	10	20	50.0
18)	Oakland	320	95	190	35	85	221	38.5	4	9	44.4
19)	Minnesota	321	100	189	32	90	217	41.5	9	14	64.3
20)	Chicago	325	78	227	20	85	201	42.3	12	19	63.2
21)	New York Giants	326	112	187	27	72	200	36.0	4	10	40.0
22t)	Houston	329	89	206	34	74	218	33.9	6	17	35.3
22t)	New England	329	88	196	45	84	209	40.2	8	23	34.8
24)	Jacksonville	330	107	200	23	101	236	42.8	4	10	40.0
25)	Cincinnati	337	105	197	35	79	215	36.7	10	19	52.6
26)	Philadelphia	338	88	211	39	88	232	37.9	3	12	25.0
27)	Green Bay	339	116	196	27	83	206	40.3	15	28	53.6
28)	New Orleans	345	111	205	29	99	215	46.0	4	8	50.0
29)	Cleveland	348	126	184	38	90	239	37.7	11	18	61.1
30)	Tampa Bay	353	103	223	27	93	213	43.7	5	9	55.6
31)	Tennessee	357	119	211	27	94	227	41.4	5	11	45.5
32)	Atlanta	358	108	224	26	95	203	46.8	4	8	50.0
Totals		10255	2965	6288	1002	2728	6831	39.9	207	451	45.9



AFC / TEAM/OFFENSE INSIDE THE 20

Rank	Team	Poss	Pts	TD	TD%	FG	Score	Score%
1)	Oakland	29	165	21	72.4	6	27	93.1
2)	Denver	62	328	39	62.9	18	57	91.9
3)	Kansas City	48	242	28	58.3	16	44	91.7
4)	New England	67	338	39	58.2	22	61	91.0
5)	Cincinnati	49	247	28	57.1	17	45	91.8
6)	Indianapolis	60	290	33	55.0	20	53	88.3
7t)	Houston	48	236	26	54.2	18	44	91.7
7t)	San Diego	48	227	26	54.2	15	41	85.4
9)	Pittsburgh	55	254	29	52.7	16	45	81.8
10)	Baltimore	63	291	33	52.4	20	53	84.1
11)	Miami	68	303	35	51.5	19	54	79.4
12)	Cleveland	49	219	24	49.0	17	41	83.7
13)	Tennessee	39	171	19	48.7	13	32	82.1
14)	Buffalo	51	219	22	43.1	21	43	84.3
15)	Jacksonville	32	124	13	40.6	11	24	75.0
16)	New York Jets	47	182	17	36.2	22	39	83.0

AFC / OPPONENTS/DEFENSE INSIDE THE 20

Rank	Team	Poss	Pts	TD	TD%	FG	Score	Score%
1)	Kansas City	54	214	21	38.9	22	43	79.6
2)	Baltimore	54	218	23	42.6	19	42	77.8
3)	Cleveland	54	231	25	46.3	19	44	81.5
4t)	Houston	46	191	22	47.8	13	35	76.1
4t)	New England	46	212	22	47.8	19	41	89.1
6)	Jacksonville	56	255	27	48.2	22	49	87.5
7)	Cincinnati	55	241	27	49.1	17	44	80.0
8)	Buffalo	44	204	22	50.0	17	39	88.6
9)	San Diego	52	244	27	51.9	19	46	88.5
10)	Oakland	57	273	30	52.6	21	51	89.5
11)	Miami	55	261	29	52.7	19	48	87.3
12)	Pittsburgh	50	251	27	54.0	21	48	96.0
13)	Denver	52	247	30	57.7	13	43	82.7
14)	Tennessee	63	327	37	58.7	23	60	95.2
15)	New York Jets	49	255	29	59.2	17	46	93.9
16)	Indianapolis	50	261	33	66.0	10	43	86.0



NFC / TEAM/OFFENSE INSIDE THE 20

Rank	Team	Poss	Pts	TD	TD%	FG	Score	Score%
1)	Dallas	51	270	33	64.7	13	46	90.2
2)	Chicago	47	237	30	63.8	8	38	80.9
3)	Atlanta	44	231	27	61.4	14	41	93.2
4)	New Orleans	65	317	39	60.0	15	54	83.1
5)	New York Giants	61	297	36	59.0	15	51	83.6
6)	Green Bay	64	312	37	57.8	18	55	85.9
7t)	Minnesota	39	190	21	53.8	13	34	87.2
7t)	Tampa Bay	39	171	21	53.8	8	29	74.4
9)	Detroit	47	219	25	53.2	15	40	85.1
10)	Seattle	60	281	31	51.7	22	53	88.3
11)	St. Louis	44	200	22	50.0	15	37	84.1
12)	Philadelphia	59	269	29	49.2	22	51	86.4
13)	Washington	48	213	23	47.9	18	41	85.4
14)	Carolina	47	212	22	46.8	19	41	87.2
15)	San Francisco	44	178	19	43.2	15	34	77.3
16)	Arizona	38	163	16	42.1	17	33	86.8

NFC / OPPONENTS/DEFENSE INSIDE THE 20

Rank	Team	Poss	Pts	TD	TD%	FG	Score	Score%
1)	Arizona	41	168	18	43.9	14	32	78.0
2)	St. Louis	39	164	18	46.2	13	31	79.5
3)	New York Giants	51	230	25	49.0	18	43	84.3
4)	Chicago	71	322	37	52.1	21	58	81.7
5)	Washington	48	231	25	52.1	18	43	89.6
6)	Detroit	49	220	26	53.1	12	38	77.6
7)	Minnesota	48	229	26	54.2	16	42	87.5
8)	Green Bay	48	227	27	56.3	13	40	83.3
9)	Atlanta	58	283	33	56.9	17	50	86.2
10)	Philadelphia	43	210	25	58.1	12	37	86.0
11)	Seattle	37	192	22	59.5	13	35	94.6
12)	Dallas	49	242	30	61.2	10	40	81.6
13)	San Francisco	44	219	27	61.4	10	37	84.1
14)	Tampa Bay	52	266	32	61.5	14	46	88.5
15)	New Orleans	51	275	32	62.7	16	48	94.1
16)	Carolina	46	233	29	63.0	10	39	84.8

**NFL / TEAM/OFFENSE INSIDE THE 20**

Rank	Team	Poss	Pts	TD	TD%	FG	Score	Score%
1)	Oakland	29	165	21	72.4	6	27	93.1
2)	Dallas	51	270	33	64.7	13	46	90.2
3)	Chicago	47	237	30	63.8	8	38	80.9
4)	Denver	62	328	39	62.9	18	57	91.9
5)	Atlanta	44	231	27	61.4	14	41	93.2
6)	New Orleans	65	317	39	60.0	15	54	83.1
7)	New York Giants	61	297	36	59.0	15	51	83.6
8)	Kansas City	48	242	28	58.3	16	44	91.7
9)	New England	67	338	39	58.2	22	61	91.0
10)	Green Bay	64	312	37	57.8	18	55	85.9
11)	Cincinnati	49	247	28	57.1	17	45	91.8
12)	Indianapolis	60	290	33	55.0	20	53	88.3
13t)	Houston	48	236	26	54.2	18	44	91.7
13t)	San Diego	48	227	26	54.2	15	41	85.4
15t)	Minnesota	39	190	21	53.8	13	34	87.2
15t)	Tampa Bay	39	171	21	53.8	8	29	74.4
17)	Detroit	47	219	25	53.2	15	40	85.1
18)	Pittsburgh	55	254	29	52.7	16	45	81.8
19)	Baltimore	63	291	33	52.4	20	53	84.1
20)	Seattle	60	281	31	51.7	22	53	88.3
21)	Miami	68	303	35	51.5	19	54	79.4
22)	St. Louis	44	200	22	50.0	15	37	84.1
23)	Philadelphia	59	269	29	49.2	22	51	86.4
24)	Cleveland	49	219	24	49.0	17	41	83.7
25)	Tennessee	39	171	19	48.7	13	32	82.1
26)	Washington	48	213	23	47.9	18	41	85.4
27)	Carolina	47	212	22	46.8	19	41	87.2
28)	San Francisco	44	178	19	43.2	15	34	77.3
29)	Buffalo	51	219	22	43.1	21	43	84.3
30)	Arizona	38	163	16	42.1	17	33	86.8
31)	Jacksonville	32	124	13	40.6	11	24	75.0
32)	New York Jets	47	182	17	36.2	22	39	83.0

NFL / OPPONENTS/DEFENSE INSIDE THE 20

Rank	Team	Poss	Pts	TD	TD%	FG	Score	Score%
1)	Kansas City	54	214	21	38.9	22	43	79.6
2)	Baltimore	54	218	23	42.6	19	42	77.8
3)	Arizona	41	168	18	43.9	14	32	78.0
4)	St. Louis	39	164	18	46.2	13	31	79.5
5)	Cleveland	54	231	25	46.3	19	44	81.5
6t)	Houston	46	191	22	47.8	13	35	76.1
6t)	New England	46	212	22	47.8	19	41	89.1
8)	Jacksonville	56	255	27	48.2	22	49	87.5
9)	New York Giants	51	230	25	49.0	18	43	84.3
10)	Cincinnati	55	241	27	49.1	17	44	80.0
11)	Buffalo	44	204	22	50.0	17	39	88.6
12)	San Diego	52	244	27	51.9	19	46	88.5
13)	Chicago	71	322	37	52.1	21	58	81.7
14)	Washington	48	231	25	52.1	18	43	89.6
15)	Oakland	57	273	30	52.6	21	51	89.5
16)	Miami	55	261	29	52.7	19	48	87.3
17)	Detroit	49	220	26	53.1	12	38	77.6
18)	Pittsburgh	50	251	27	54.0	21	48	96.0
19)	Minnesota	48	229	26	54.2	16	42	87.5
20)	Green Bay	48	227	27	56.3	13	40	83.3
21)	Atlanta	58	283	33	56.9	17	50	86.2
22)	Denver	52	247	30	57.7	13	43	82.7
23)	Philadelphia	43	210	25	58.1	12	37	86.0
24)	Tennessee	63	327	37	58.7	23	60	95.2
25)	New York Jets	49	255	29	59.2	17	46	93.9
26)	Seattle	37	192	22	59.5	13	35	94.6
27)	Dallas	49	242	30	61.2	10	40	81.6
28)	San Francisco	44	219	27	61.4	10	37	84.1
29)	Tampa Bay	52	266	32	61.5	14	46	88.5
30)	New Orleans	51	275	32	62.7	16	48	94.1
31)	Carolina	46	233	29	63.0	10	39	84.8
32)	Indianapolis	50	261	33	66.0	10	43	86.0

**AFC / FIRST-DOWN PLAYS BY TEAMS**

Rank	Team	Yds/Play	Plays	Yards
1)	Pittsburgh	6.42	499	3206
2)	Baltimore	6.05	467	2826
3)	Tennessee	5.77	408	2354
4)	Denver	5.76	487	2805
5)	Miami	5.75	485	2791
6)	Cincinnati	5.70	457	2606
7)	Indianapolis	5.50	506	2782
8)	New England	5.44	488	2653
9)	Kansas City	5.41	434	2348
10)	Cleveland	5.03	449	2257
11)	San Diego	4.92	447	2201
12)	New York Jets	4.75	444	2110
13)	Houston	4.73	456	2158
14)	Buffalo	4.63	434	2010
15)	Jacksonville	4.57	428	1955
16)	Oakland	4.21	411	1731
	TOTAL	5.31	7300	38793

AFC / FIRST-DOWN PLAYS BY OPPONENTS

Rank	Team	Yds/Play	Plays	Yards
1)	Denver	4.66	458	2132
2)	Baltimore	5.05	450	2271
3)	Miami	5.07	444	2251
4)	Buffalo	5.14	458	2354
5)	Cincinnati	5.23	474	2479
6)	New York Jets	5.26	428	2252
7)	Tennessee	5.36	491	2633
8)	Indianapolis	5.39	456	2460
9)	San Diego	5.41	439	2377
10)	Oakland	5.46	460	2510
11)	New England	5.55	462	2564
12)	Kansas City	5.62	451	2534
13)	Cleveland	5.66	496	2809
14)	Jacksonville	5.71	475	2714
15)	Houston	5.73	484	2772
16)	Pittsburgh	5.96	430	2561
	TOTAL	5.39	7356	39673

**NFC / FIRST-DOWN PLAYS BY TEAMS**

Rank	Team	Yds/Play	Plays	Yards
1)	Dallas	6.09	461	2808
2)	Washington	6.03	464	2797
3)	Green Bay	6.03	466	2808
4)	Seattle	5.78	455	2629
5)	Philadelphia	5.65	502	2834
6)	Carolina	5.61	477	2674
7)	Atlanta	5.59	457	2554
8)	New Orleans	5.55	511	2835
9)	Chicago	5.39	445	2397
10)	St. Louis	5.25	440	2310
11)	Arizona	5.21	437	2278
12)	Minnesota	5.17	427	2209
13)	New York Giants	4.90	470	2302
14)	Detroit	4.78	451	2158
15)	San Francisco	4.43	438	1941
16)	Tampa Bay	4.42	401	1773
	TOTAL	5.38	7302	39307

NFC / FIRST-DOWN PLAYS BY OPPONENTS

Rank	Team	Yds/Play	Plays	Yards
1)	Seattle	4.65	408	1898
2)	Detroit	4.96	446	2210
3)	Washington	4.96	426	2113
4)	San Francisco	4.98	435	2165
5)	Carolina	5.04	437	2203
6)	Arizona	5.18	441	2284
7)	Minnesota	5.20	454	2359
8)	Philadelphia	5.22	494	2580
9)	St. Louis	5.23	448	2344
10)	Green Bay	5.24	468	2454
11)	Tampa Bay	5.27	489	2577
12)	Chicago	5.61	454	2546
13)	Dallas	5.68	440	2497
14)	New York Giants	5.75	469	2699
15)	Atlanta	5.78	477	2756
16)	New Orleans	5.96	460	2742
	TOTAL	5.30	7246	38427



NFL / FIRST-DOWN PLAYS BY TEAMS

Rank	Team	Yds/Play	Plays	Yards
1)	Pittsburgh	6.42	499	3206
2)	Dallas	6.09	461	2808
3)	Baltimore	6.05	467	2826
4)	Washington	6.03	464	2797
5)	Green Bay	6.03	466	2808
6)	Seattle	5.78	455	2629
7)	Tennessee	5.77	408	2354
8)	Denver	5.76	487	2805
9)	Miami	5.75	485	2791
10)	Cincinnati	5.70	457	2606
11)	Philadelphia	5.65	502	2834
12)	Carolina	5.61	477	2674
13)	Atlanta	5.59	457	2554
14)	New Orleans	5.55	511	2835
15)	Indianapolis	5.50	506	2782
16)	New England	5.44	488	2653
17)	Kansas City	5.41	434	2348
18)	Chicago	5.39	445	2397
19)	St. Louis	5.25	440	2310
20)	Arizona	5.21	437	2278
21)	Minnesota	5.17	427	2209
22)	Cleveland	5.03	449	2257
23)	San Diego	4.92	447	2201
24)	New York Giants	4.90	470	2302
25)	Detroit	4.78	451	2158
26)	New York Jets	4.75	444	2110
27)	Houston	4.73	456	2158
28)	Buffalo	4.63	434	2010
29)	Jacksonville	4.57	428	1955
30)	San Francisco	4.43	438	1941
31)	Tampa Bay	4.42	401	1773
32)	Oakland	4.21	411	1731
	TOTAL	5.35	14602	78100



NFL / FIRST-DOWN PLAYS BY OPPONENTS

Rank	Team	Yds/Play	Plays	Yards
1)	Seattle	4.65	408	1898
2)	Denver	4.66	458	2132
3)	Detroit	4.96	446	2210
4)	Washington	4.96	426	2113
5)	San Francisco	4.98	435	2165
6)	Carolina	5.04	437	2203
7)	Baltimore	5.05	450	2271
8)	Miami	5.07	444	2251
9)	Buffalo	5.14	458	2354
10)	Arizona	5.18	441	2284
11)	Minnesota	5.20	454	2359
12)	Philadelphia	5.22	494	2580
13)	Cincinnati	5.23	474	2479
14)	St. Louis	5.23	448	2344
15)	Green Bay	5.24	468	2454
16)	New York Jets	5.26	428	2252
17)	Tampa Bay	5.27	489	2577
18)	Tennessee	5.36	491	2633
19)	Indianapolis	5.39	456	2460
20)	San Diego	5.41	439	2377
21)	Oakland	5.46	460	2510
22)	New England	5.55	462	2564
23)	Chicago	5.61	454	2546
24)	Kansas City	5.62	451	2534
25)	Cleveland	5.66	496	2809
26)	Dallas	5.68	440	2497
27)	Jacksonville	5.71	475	2714
28)	Houston	5.73	484	2772
29)	New York Giants	5.75	469	2699
30)	Atlanta	5.78	477	2756
31)	Pittsburgh	5.96	430	2561
32)	New Orleans	5.96	460	2742
	TOTAL	5.35	14602	78100

**AFC / KICKOFFS (Receiving Team)**

Rank	Team	TotKO	AdjKO	TB	TB%	EZ	EZ%	OB	I20	Avg.Start
1)	Kansas City	70	68	18	26.5	52	74.3	0	15	25.9
2)	Cincinnati	83	80	35	43.8	64	77.1	1	11	24.7
3)	Baltimore	77	74	37	50.0	65	84.4	0	12	24.1
4)	New York Jets	86	84	25	29.8	62	72.1	1	22	24.1
5)	Denver	80	76	44	57.9	56	70.0	0	7	23.3
6)	Miami	87	83	41	49.4	67	77.0	2	12	23.2
7)	Indianapolis	75	74	36	48.6	67	89.3	0	7	22.9
8)	Buffalo	73	72	39	54.2	55	75.3	0	10	22.5
9)	Tennessee	97	93	47	50.5	74	76.3	0	15	22.4
10)	Jacksonville	93	93	49	52.7	79	84.9	0	12	21.9
11)	New England	76	74	42	56.8	58	76.3	1	12	21.8
12)	San Diego	82	81	55	67.9	73	89.0	0	11	20.7
13)	Pittsburgh	86	83	48	57.8	75	87.2	0	18	20.2
14)	Houston	71	67	47	70.1	62	87.3	0	9	19.9
15)	Oakland	97	94	48	51.1	78	80.4	0	24	19.6
16)	Cleveland	78	75	40	53.3	67	85.9	1	19	19.6
	Totals	1311	1271	651	51.21054	82.9		6	216	22.3

AFC / KICKOFFS (Kicking Team)

Rank	Team	TotKO	AdjKO	TB	TB%	EZ	EZ%	OB	I20	Avg.Start
1)	Baltimore	88	86	60	69.8	81	92.0	0	14	20.1
2)	Cleveland	71	70	40	57.1	65	91.5	0	16	20.2
3)	Indianapolis	99	96	70	72.9	91	91.9	0	16	20.4
4)	Buffalo	85	81	49	60.5	68	80.0	1	15	20.7
5)	Jacksonville	65	60	37	61.7	54	83.1	1	9	21.2
6)	Houston	87	85	40	47.1	73	83.9	0	15	21.5
7)	Cincinnati	81	79	37	46.8	74	91.4	0	16	21.7
8)	New York Jets	74	71	21	29.6	51	68.9	0	20	21.8
9)	New England	99	98	53	54.1	76	76.8	1	15	21.8
10)	Denver	99	99	64	64.6	86	86.9	0	11	22.1
11)	Pittsburgh	89	86	32	37.2	62	69.7	1	14	23.0
12)	Kansas City	81	79	26	32.9	55	67.9	0	20	23.5
13)	Oakland	61	55	34	61.8	51	83.6	1	4	23.5
14)	Tennessee	65	61	31	50.8	51	78.5	0	8	23.7
15)	Miami	85	84	37	44.0	70	82.4	1	15	24.0
16)	San Diego	78	75	10	13.3	44	56.4	1	17	24.7
	Totals	1307	1265	641	50.71052	83.2		7	225	22.0



NFC / KICKOFFS (Receiving Team)

Rank	Team	TotKO	AdjKO	TB	TB%	EZ	EZ%	OB	I20	Avg.Start
1)	Minnesota	78	76	23	30.3	53	67.9	1	11	25.1
2)	Philadelphia	86	82	51	62.2	67	77.9	0	8	23.3
3)	Seattle	65	63	24	38.1	51	78.5	1	17	22.2
4)	St. Louis	81	78	36	46.2	67	82.7	0	12	21.9
5)	Chicago	98	97	43	44.3	78	79.6	0	28	21.9
6)	Carolina	81	76	43	56.6	65	80.2	0	11	21.8
7)	Atlanta	90	88	39	44.3	75	83.3	0	19	21.8
8)	San Francisco	76	73	28	38.4	61	80.3	0	14	21.5
9)	New York Giants	88	84	42	50.0	76	86.4	1	16	21.5
10)	New Orleans	92	86	66	76.7	80	87.0	2	6	21.4
11)	Washington	90	86	50	58.1	76	84.4	1	15	21.4
12)	Green Bay	74	70	40	57.1	54	73.0	2	13	21.2
13)	Dallas	75	71	38	53.5	62	82.7	0	10	21.0
14)	Tampa Bay	85	84	49	58.3	74	87.1	0	18	20.9
15)	Detroit	65	63	40	63.5	59	90.8	0	11	20.7
16)	Arizona	72	69	48	69.6	64	88.9	0	16	19.0
	Totals	1296	1246	660	53.01	1062	85.2	8	225	21.7

NFC / KICKOFFS (Kicking Team)

Rank	Team	TotKO	AdjKO	TB	TB%	EZ	EZ%	OB	I20	Avg.Start
1)	Arizona	76	74	38	51.4	73	96.1	0	11	20.6
2)	Dallas	99	94	52	55.3	80	80.8	0	17	20.7
3)	San Francisco	73	71	32	45.1	55	75.3	0	13	20.7
4)	New York Giants	82	78	46	59.0	62	75.6	1	11	20.9
5)	Philadelphia	98	97	46	47.4	84	85.7	0	19	21.1
6)	New Orleans	81	77	40	51.9	73	90.1	0	16	21.3
7)	Seattle	89	87	46	52.9	81	91.0	0	20	21.3
8)	St. Louis	75	73	38	52.1	64	85.3	1	17	21.5
9)	Minnesota	77	74	48	64.9	61	79.2	1	12	21.6
10)	Carolina	79	78	61	78.2	76	96.2	0	7	21.8
11)	Detroit	75	73	53	72.6	68	90.7	1	11	21.8
12)	Chicago	68	62	25	40.3	42	61.8	1	15	22.4
13)	Tampa Bay	69	65	31	47.7	53	76.8	0	9	22.8
14)	Atlanta	83	79	46	58.2	67	80.7	0	14	23.1
15)	Green Bay	104	101	41	40.6	77	74.0	2	16	24.1
16)	Washington	72	69	27	39.1	48	66.7	0	8	24.7
	Totals	1300	1252	670	53.51	1064	85.0	7	216	21.9

Note: Average team drive start DOES NOT include inside kicks or kickoffs at the end of a half unless either kickoff is returned for a touchdown. All other

kickoffs (returned kickoffs, fair catches, touchback and kickoffs out of bounds) are included. Kickoffs resulting in the kicking team retaining possession are not included.

ADJ KO: Adjusted kickoffs are used to compute the Avg. Team Drive Start.

I20: The number of drives that start inside (not including) the 20 yd line.



NFL / KICKOFFS (Receiving Team)

Rank	Team	TotKO	AdjKO	TB	TB%	EZ	EZ%	OB	I20	Avg.Start
1)	Kansas City	70	68	18	26.5	52	74.3	0	15	25.9
2)	Minnesota	78	76	23	30.3	53	67.9	1	11	25.1
3)	Cincinnati	83	80	35	43.8	64	77.1	1	11	24.7
4)	Baltimore	77	74	37	50.0	65	84.4	0	12	24.1
5)	New York Jets	86	84	25	29.8	62	72.1	1	22	24.1
6)	Philadelphia	86	82	51	62.2	67	77.9	0	8	23.3
7)	Denver	80	76	44	57.9	56	70.0	0	7	23.3
8)	Miami	87	83	41	49.4	67	77.0	2	12	23.2
9)	Indianapolis	75	74	36	48.6	67	89.3	0	7	22.9
10)	Buffalo	73	72	39	54.2	55	75.3	0	10	22.5
11)	Tennessee	97	93	47	50.5	74	76.3	0	15	22.4
12)	Seattle	65	63	24	38.1	51	78.5	1	17	22.2
13)	St. Louis	81	78	36	46.2	67	82.7	0	12	21.9
14)	Jacksonville	93	93	49	52.7	79	84.9	0	12	21.9
15)	Chicago	98	97	43	44.3	78	79.6	0	28	21.9
16)	Carolina	81	76	43	56.6	65	80.2	0	11	21.8
17)	New England	76	74	42	56.8	58	76.3	1	12	21.8
18)	Atlanta	90	88	39	44.3	75	83.3	0	19	21.8
19)	San Francisco	76	73	28	38.4	61	80.3	0	14	21.5
20)	New York Giants	88	84	42	50.0	76	86.4	1	16	21.5
21)	New Orleans	92	86	66	76.7	80	87.0	2	6	21.4
22)	Washington	90	86	50	58.1	76	84.4	1	15	21.4
23)	Green Bay	74	70	40	57.1	54	73.0	2	13	21.2
24)	Dallas	75	71	38	53.5	62	82.7	0	10	21.0
25)	Tampa Bay	85	84	49	58.3	74	87.1	0	18	20.9
26)	Detroit	65	63	40	63.5	59	90.8	0	11	20.7
27)	San Diego	82	81	55	67.9	73	89.0	0	11	20.7
28)	Pittsburgh	86	83	48	57.8	75	87.2	0	18	20.2
29)	Houston	71	67	47	70.1	62	87.3	0	9	19.9
30)	Oakland	97	94	48	51.1	78	80.4	0	24	19.6
31)	Cleveland	78	75	40	53.3	67	85.9	1	19	19.6
32)	Arizona	72	69	48	69.6	64	88.9	0	16	19.0
Totals		2607	2517	1311	52.12	116	84.1	14	441	22.0



NFL / KICKOFFS (Kicking Team)

Rank	Team	TotKO	AdjKO	TB	TB%	EZ	EZ%	OB	I20	Avg.Start
1)	Baltimore	88	86	60	69.8	81	92.0	0	14	20.1
2)	Cleveland	71	70	40	57.1	65	91.5	0	16	20.2
3)	Indianapolis	99	96	70	72.9	91	91.9	0	16	20.4
4)	Arizona	76	74	38	51.4	73	96.1	0	11	20.6
5)	Buffalo	85	81	49	60.5	68	80.0	1	15	20.7
6)	Dallas	99	94	52	55.3	80	80.8	0	17	20.7
7)	San Francisco	73	71	32	45.1	55	75.3	0	13	20.7
8)	New York Giants	82	78	46	59.0	62	75.6	1	11	20.9
9)	Philadelphia	98	97	46	47.4	84	85.7	0	19	21.1
10)	Jacksonville	65	60	37	61.7	54	83.1	1	9	21.2
11)	New Orleans	81	77	40	51.9	73	90.1	0	16	21.3
12)	Seattle	89	87	46	52.9	81	91.0	0	20	21.3
13)	Houston	87	85	40	47.1	73	83.9	0	15	21.5
14)	St. Louis	75	73	38	52.1	64	85.3	1	17	21.5
15)	Minnesota	77	74	48	64.9	61	79.2	1	12	21.6
16)	Cincinnati	81	79	37	46.8	74	91.4	0	16	21.7
17)	New York Jets	74	71	21	29.6	51	68.9	0	20	21.8
18)	Carolina	79	78	61	78.2	76	96.2	0	7	21.8
19)	New England	99	98	53	54.1	76	76.8	1	15	21.8
20)	Detroit	75	73	53	72.6	68	90.7	1	11	21.8
21)	Denver	99	99	64	64.6	86	86.9	0	11	22.1
22)	Chicago	68	62	25	40.3	42	61.8	1	15	22.4
23)	Tampa Bay	69	65	31	47.7	53	76.8	0	9	22.8
24)	Pittsburgh	89	86	32	37.2	62	69.7	1	14	23.0
25)	Atlanta	83	79	46	58.2	67	80.7	0	14	23.1
26)	Kansas City	81	79	26	32.9	55	67.9	0	20	23.5
27)	Oakland	61	55	34	61.8	51	83.6	1	4	23.5
28)	Tennessee	65	61	31	50.8	51	78.5	0	8	23.7
29)	Miami	85	84	37	44.0	70	82.4	1	15	24.0
30)	Green Bay	104	101	41	40.6	77	74.0	2	16	24.1
31)	San Diego	78	75	10	13.3	44	56.4	1	17	24.7
32)	Washington	72	69	27	39.1	48	66.7	0	8	24.7
Totals		2607	2517	1311	52.12	116	84.1	14	441	22.0

Note: Average team drive start DOES NOT include onside kicks or kickoffs at the end of a half unless either kickoff is returned for a touchdown. All other

kickoffs (returned kickoffs, fair catches, touchback and kickoffs out of bounds) are included. Kickoffs resulting in the kicking team retaining possession are not included.

ADJ KO: Adjusted kickoffs are used to compute the Avg. Team Drive Start.

I20: The number of drives that start inside (not including) the 20 yd line.



OFFENSE	Balt.	Pitt.	Ariz.	Car.	Cin.	Ind.	Det.	Dal.
GAMES (Won-Lost)	10-6	11-5	11-5	7-8-1	10-5-1	11-5	11-5	12-4
FIRST DOWNS	345	379	302	347	313	371	310	342
Rushing	113	98	67	117	122	80	72	106
Passing	194	243	191	199	164	251	210	205
Penalty	38	38	44	31	27	40	28	31
YDS GAINED (tot)	5838	6577	5116	5547	5568	6506	5452	6122
Avg per Game	364.9	411.1	319.8	346.7	348.0	406.6	340.8	382.6
RUSHING (net)	2019	1752	1308	2036	2147	1612	1422	2354
Avg per Game	126.2	109.5	81.8	127.3	134.2	100.8	88.9	147.1
Rushes	448	423	397	473	492	415	396	507
Yards per Rush	4.5	4.1	3.3	4.3	4.4	3.9	3.6	4.6
PASSING (net)	3819	4825	3808	3511	3421	4894	4030	3768
Avg per Game	238.7	301.6	238.0	219.4	213.8	305.9	251.9	235.5
Passes Att.	555	612	568	545	504	661	604	476
Completed	344	411	320	327	323	410	365	328
Pct Completed	62.0	67.2	56.3	60.0	64.1	62.0	60.4	68.9
Yards Gained	3986	4997	3990	3828	3551	5062	4284	4008
Sacked	19	33	28	42	23	29	45	31
Yards Lost	167	172	182	317	130	168	254	240
Had intercepted	12	10	12	12	17	16	12	11
Yards Opp Ret	149	29	272	158	348	250	99	142
Opp TDs on Int	0	0	1	1	2	3	0	1
PUNTS	60	62	92	74	73	69	68	58
Avg Yards	47.4	43.0	41.5	43.7	46.8	46.7	46.1	44.6
PUNT RETURNS	32	32	26	30	40	45	32	30
Avg Return	9.1	10.0	10.7	8.0	10.9	6.9	8.9	9.2
Returned for TD	0	1	1	1	0	0	0	0
KICKOFF RETURNS	38	35	22	37	45	38	25	33
Avg Return	28.3	21.7	19.0	21.8	27.6	28.0	24.5	23.9
Returned for TD	1	0	0	0	0	0	0	0
PENALTIES	111	103	91	83	102	105	118	105
Yards Penalized	870	834	707	756	812	848	989	839
FUMBLES BY	16	16	16	25	20	31	21	21
Fumbles Lost	8	11	5	11	9	15	8	14
Opp Fumbles	22	20	13	28	15	29	19	20
Opp Fum Lost	11	10	7	12	6	14	7	13
POSS. TIME (avg)	29:40	32:24	29:48	31:47	30:04	31:54	31:41	32:22
TOUCHDOWNS	46	49	32	36	40	53	35	56
Rushing	16	10	6	10	19	9	11	16
Passing	27	33	21	23	20	42	22	37
Returns	3	6	5	3	1	2	2	3
EXTRA-PT KICKS	42/42	45/45	27/27	34/34	39/39	50/50	32/32	56/56
2-PT CONVERSIONS	1/4	4/4	2/5	1/2	1/1	0/3	1/3	0/0
FIELD GOALS/FGA	29/34	29/32	29/33	29/35	26/33	30/31	25/38	25/29
POINTS SCORED	409	436	310	339	365	458	321	467



DEFENSE	Balt.	Pitt.	Ariz.	Car.	Cin.	Ind.	Det.	Dal.
POINTS ALLOWED	302	368	299	374	344	369	282	352
OPP FIRST DOWNS	311	314	300	309	337	309	310	315
Rushing	75	88	77	91	105	103	59	86
Passing	205	193	195	193	197	175	209	195
Penalty	31	33	28	25	35	31	42	34
OPP YARDS GAINED	5391	5654	5891	5437	5749	5483	4815	5681
Avg per Game	336.9	353.4	368.2	339.8	359.3	342.7	300.9	355.1
OPP RUSHING(net)	1412	1605	1739	1792	1861	1814	1109	1650
Avg per Game	88.3	100.3	108.7	112.0	116.3	113.4	69.3	103.1
Rushes	390	368	396	397	439	423	350	392
Yards per Rush	3.6	4.4	4.4	4.5	4.2	4.3	3.2	4.2
OPP PASSING(net)	3979	4049	4152	3645	3888	3669	3706	4031
Avg per Game	248.7	253.1	259.5	227.8	243.0	229.3	231.6	251.9
Passes Att.	595	543	579	562	608	543	592	558
Completed	382	350	365	364	365	320	383	371
Pct Completed	64.2	64.5	63.0	64.8	60.0	58.9	64.7	66.5
Sacked	49	33	35	40	20	41	42	28
Yards Lost	362	194	244	268	125	263	295	156
INTERCEPTED BY	11	11	18	14	20	12	20	18
Yards Returned	135	242	321	350	161	143	388	228
Returned for TD	1	4	3	2	1	1	1	2
OPP PUNT RETURNS	23	27	32	28	30	35	30	25
Avg return	7.2	8.1	8.9	15.5	7.5	5.9	10.4	9.6
OPP KICKOFF RET	26	54	37	18	44	26	20	43
Avg return	23.1	23.1	26.1	32.4	25.5	22.6	27.2	21.4
OPP TOUCHDOWNS	30	40	32	44	38	46	32	43
Rushing	8	9	9	14	16	14	8	18
Passing	22	30	22	25	18	27	23	22
Returns	0	1	1	5	4	5	1	3



OFFENSE	Buff.	Clev.	Denv.	Hou.	Jax	K.C.	Miami	N.E.
GAMES (Won-Lost)	9-7	7-9	12-4	9-7	3-13	9-7	8-8	12-4
FIRST DOWNS	273	294	360	313	271	309	361	361
Rushing	65	88	98	108	86	92	99	96
Passing	186	179	227	171	154	184	226	228
Penalty	22	27	35	34	31	33	36	37
YDS GAINED (tot)	5096	5193	6446	5513	4634	5100	5601	5848
Avg per Game	318.5	324.6	402.9	344.6	289.6	318.8	350.1	365.5
RUSHING (net)	1482	1728	1785	2161	1633	1918	1872	1727
Avg per Game	92.6	108.0	111.6	135.1	102.1	119.9	117.0	107.9
Rushes	402	477	443	551	360	420	399	438
Yards per Rush	3.7	3.6	4.0	3.9	4.5	4.6	4.7	3.9
PASSING (net)	3614	3465	4661	3352	3001	3182	3729	4121
Avg per Game	225.9	216.6	291.3	209.5	187.6	198.9	233.1	257.6
Passes Att.	579	502	607	485	557	493	595	609
Completed	363	274	399	295	325	320	394	392
Pct Completed	62.7	54.6	65.7	60.8	58.3	64.9	66.2	64.4
Yards Gained	3856	3678	4779	3460	3451	3428	4066	4291
Sacked	39	31	17	26	71	49	46	26
Yards Lost	242	213	118	108	450	246	337	170
Had intercepted	13	16	15	13	18	6	12	9
Yards Opp Ret	172	118	228	120	346	43	252	89
Opp TDs on Int	2	0	1	1	4	0	0	1
PUNTS	86	93	69	84	96	71	59	67
Avg Yards	42.9	44.3	44.2	45.8	46.5	44.6	45.6	45.7
PUNT RETURNS	37	27	41	34	37	50	25	41
Avg Return	9.6	6.7	7.2	6.1	7.1	12.1	8.2	10.5
Returned for TD	1	0	0	0	0	1	0	1
KICKOFF RETURNS	33	37	32	20	43	51	41	31
Avg Return	23.3	21.6	25.1	21.1	24.0	28.0	26.4	22.4
Returned for TD	1	0	0	0	0	1	0	0
PENALTIES	124	116	120	94	73	88	81	120
Yards Penalized	1031	932	1045	834	573	681	635	1080
FUMBLES BY	22	16	16	19	15	22	27	13
Fumbles Lost	10	7	5	9	8	11	11	4
Opp Fumbles	20	22	21	24	22	17	19	19
Opp Fum Lost	11	8	7	14	14	8	11	9
POSS. TIME (avg)	29:35	28:13	30:35	30:53	27:11	30:00	30:08	29:37
TOUCHDOWNS	34	32	58	40	27	40	42	52
Rushing	7	17	15	12	9	18	12	13
Passing	23	12	40	22	15	18	27	34
Returns	4	3	3	6	3	4	3	5
EXTRA-PT KICKS	31/32	30/30	56/56	40/40	23/23	38/38	41/41	51/51
2-PT CONVERSIONS	2/2	0/2	2/2	0/0	1/4	0/2	1/1	0/1
FIELD GOALS/FGA	34/38	25/32	24/29	30/35	20/26	25/30	29/37	35/37
POINTS SCORED	343	299	482	372	249	353	388	468



DEFENSE	Buff.	Clev.	Denv.	Hou.	Jax	K.C.	Miami	N.E.
POINTS ALLOWED	289	337	354	307	412	281	373	313
OPP FIRST DOWNS	302	348	311	329	330	310	309	329
Rushing	89	126	60	89	107	108	99	88
Passing	171	184	219	206	200	184	194	196
Penalty	42	38	32	34	23	18	16	45
OPP YARDS GAINED	4995	5857	4883	5571	5932	5288	5494	5506
Avg per Game	312.2	366.1	305.2	348.2	370.8	330.5	343.4	344.1
OPP RUSHING(net)	1703	2265	1276	1681	2033	2036	1937	1669
Avg per Game	106.4	141.6	79.8	105.1	127.1	127.3	121.1	104.3
Rushes	414	500	349	420	499	433	453	419
Yards per Rush	4.1	4.5	3.7	4.0	4.1	4.7	4.3	4.0
OPP PASSING(net)	3292	3592	3607	3890	3899	3252	3557	3837
Avg per Game	205.8	224.5	225.4	243.1	243.7	203.3	222.3	239.8
Passes Att.	559	587	642	619	541	545	537	574
Completed	337	335	399	363	355	318	338	342
Pct Completed	60.3	57.1	62.1	58.6	65.6	58.3	62.9	59.6
Sacked	54	31	41	38	45	46	39	40
Yards Lost	308	191	252	251	275	253	211	282
INTERCEPTED BY	19	21	18	20	6	6	14	16
Yards Returned	322	333	213	483	80	95	299	184
Returned for TD	0	2	2	4	1	1	2	0
OPP PUNT RETURNS	38	42	33	32	52	29	36	29
Avg return	6.5	7.0	11.2	12.4	8.9	6.6	9.7	9.2
OPP KICKOFF RET	32	31	35	45	22	54	46	45
Avg return	20.0	22.4	25.9	26.0	23.5	23.9	26.9	21.2
OPP TOUCHDOWNS	28	36	41	36	45	26	42	32
Rushing	10	13	9	6	15	4	13	6
Passing	16	22	29	28	24	22	27	24
Returns	2	1	3	2	6	0	2	2



OFFENSE	NY-J	Oak.	S.D.	Tenn.	Atl.	Chi.	G.B.	Minn.
GAMES (Won-Lost)	4-12	3-13	9-7	2-14	6-10	5-11	12-4	7-9
FIRST DOWNS	289	248	326	258	330	322	356	288
Rushing	112	56	75	75	75	91	104	90
Passing	154	173	214	159	233	194	222	171
Penalty	23	19	37	24	22	37	30	27
YDS GAINED (tot)	5226	4515	5465	4859	6051	5233	6178	5048
Avg per Game	326.6	282.2	341.6	303.7	378.2	327.1	386.1	315.5
RUSHING (net)	2280	1240	1367	1447	1498	1441	1917	1804
Avg per Game	142.5	77.5	85.4	90.4	93.6	90.1	119.8	112.8
Rushes	507	337	398	356	372	355	435	413
Yards per Rush	4.5	3.7	3.4	4.1	4.0	4.1	4.4	4.4
PASSING (net)	2946	3275	4098	3412	4553	3792	4261	3244
Avg per Game	184.1	204.7	256.1	213.3	284.6	237.0	266.3	202.8
Passes Att.	498	629	574	513	632	609	536	517
Completed	287	365	380	299	418	396	349	322
Pct Completed	57.6	58.0	66.2	58.3	66.1	65.0	65.1	62.3
Yards Gained	3206	3456	4296	3738	4758	4035	4447	3566
Sacked	47	28	37	50	31	41	30	51
Yards Lost	260	181	198	326	205	243	186	322
Had intercepted	15	16	18	16	15	19	6	18
Yards Opp Ret	278	357	262	214	404	433	80	241
Opp TDs on Int	3	2	2	1	5	1	0	1
PUNTS	79	109	75	89	67	72	51	76
Avg Yards	45.3	45.2	44.9	46.3	45.7	43.2	42.3	43.7
PUNT RETURNS	43	37	23	30	18	21	29	27
Avg Return	6.3	7.1	8.8	6.9	13.3	5.2	11.5	11.0
Returned for TD	0	0	0	0	1	0	2	0
KICKOFF RETURNS	58	47	26	48	50	55	29	54
Avg Return	23.1	21.9	22.2	23.4	23.5	23.5	19.1	21.7
Returned for TD	0	0	0	0	0	1	0	0
PENALTIES	109	116	111	111	97	113	92	100
Yards Penalized	932	939	967	961	840	997	775	836
FUMBLES BY	25	28	15	23	16	19	19	11
Fumbles Lost	9	13	5	10	8	10	7	2
Opp Fumbles	17	19	22	7	19	25	20	20
Opp Fum Lost	7	5	11	4	12	10	9	6
POSS. TIME (avg)	30:52	28:20	30:49	27:31	29:25	30:03	30:32	28:43
TOUCHDOWNS	27	28	40	28	42	40	58	35
Rushing	11	4	6	6	11	8	14	12
Passing	16	22	31	20	28	30	38	17
Returns	0	2	3	2	3	2	6	6
EXTRA-PT KICKS	23/23	28/28	40/40	27/27	40/40	33/35	53/55	29/29
2-PT CONVERSIONS	0/4	0/0	0/0	0/1	1/2	5/5	1/3	4/4
FIELD GOALS/FGA	32/39	19/22	22/26	19/22	29/32	12/16	27/33	26/35
POINTS SCORED	283	253	348	254	381	319	486	325



DEFENSE	NY-J	Oak.	S.D.	Tenn.	Atl.	Chi.	G.B.	Minn.
POINTS ALLOWED	401	452	348	438	417	442	348	343
OPP FIRST DOWNS	300	320	307	357	358	325	339	321
Rushing	74	95	98	119	108	78	116	100
Passing	194	190	168	211	224	227	196	189
Penalty	32	35	41	27	26	20	27	32
OPP YARDS GAINED	5235	5721	5413	5968	6372	6033	5542	5515
Avg per Game	327.2	357.6	338.3	373.0	398.3	377.1	346.4	344.7
OPP RUSHING(net)	1489	1911	1986	2195	1894	1803	1919	1943
Avg per Game	93.1	119.4	124.1	137.2	118.4	112.7	119.9	121.4
Rushes	393	481	438	515	450	421	449	450
Yards per Rush	3.8	4.0	4.5	4.3	4.2	4.3	4.3	4.3
OPP PASSING(net)	3746	3810	3427	3773	4478	4230	3623	3572
Avg per Game	234.1	238.1	214.2	235.8	279.9	264.4	226.4	223.3
Passes Att.	538	538	524	545	566	548	564	534
Completed	345	343	320	347	359	366	333	353
Pct Completed	64.1	63.8	61.1	63.7	63.4	66.8	59.0	66.1
Sacked	45	22	26	39	22	39	41	41
Yards Lost	310	157	178	222	140	228	261	217
INTERCEPTED BY	6	9	7	12	16	14	18	13
Yards Returned	36	76	65	122	113	141	396	201
Returned for TD	0	0	0	1	1	1	3	2
OPP PUNT RETURNS	25	47	35	43	26	33	22	39
Avg return	10.0	10.9	10.5	8.1	9.6	10.2	8.7	6.5
OPP KICKOFF RET	51	21	67	31	36	35	58	28
Avg return	21.8	32.5	22.2	27.6	22.8	17.5	24.5	20.7
OPP TOUCHDOWNS	46	51	38	48	46	49	40	38
Rushing	10	17	11	17	21	12	11	10
Passing	31	29	24	28	20	34	26	26
Returns	5	5	3	3	5	3	3	2



OFFENSE	N.O.	NY-G	Phil.	St.L.	S.F.	Sea.	T.B.	Wash.
GAMES (Won-Lost)	7-9	6-10	10-6	6-10	8-8	12-4	2-14	4-12
FIRST DOWNS	395	336	356	288	303	328	263	318
Rushing	101	83	109	79	104	144	72	88
Passing	258	218	218	189	165	160	162	186
Penalty	36	35	29	20	34	24	29	44
YDS GAINED (tot)	6582	5875	6348	5035	5239	6012	4672	5738
Avg per Game	411.4	367.2	396.8	314.7	327.4	375.8	292.0	358.6
RUSHING (net)	1818	1603	1992	1635	2176	2762	1375	1691
Avg per Game	113.6	100.2	124.5	102.2	136.0	172.6	85.9	105.7
Rushes	406	449	474	395	470	525	353	401
Yards per Rush	4.5	3.6	4.2	4.1	4.6	5.3	3.9	4.2
PASSING (net)	4764	4272	4356	3400	3063	3250	3297	4047
Avg per Game	297.8	267.0	272.3	212.5	191.4	203.1	206.1	252.9
Passes Att.	659	607	621	515	487	454	531	547
Completed	456	383	384	327	292	287	301	364
Pct Completed	69.2	63.1	61.8	63.5	60.0	63.2	56.7	66.5
Yards Gained	4952	4470	4581	3695	3407	3492	3623	4461
Sacked	30	30	32	47	52	42	52	58
Yards Lost	188	198	225	295	344	242	326	414
Had intercepted	17	14	21	16	10	7	20	18
Yards Opp Ret	240	220	257	245	111	138	191	245
Opp TDs on Int	3	1	2	5	1	0	1	2
PUNTS	58	81	76	81	73	62	79	78
Avg Yards	46.4	44.9	43.8	45.9	46.2	43.4	39.9	46.9
PUNT RETURNS	19	29	41	37	35	36	23	29
Avg Return	7.1	7.7	13.0	13.0	6.5	7.0	10.8	7.2
Returned for TD	0	0	2	2	0	0	0	0
KICKOFF RETURNS	21	44	32	45	45	39	36	36
Avg Return	25.9	23.3	27.3	24.4	24.5	21.0	22.8	21.8
Returned for TD	0	0	2	0	0	0	0	0
PENALTIES	80	101	115	123	116	130	118	120
Yards Penalized	670	896	995	1139	937	1009	939	1130
FUMBLES BY	22	21	25	27	18	23	29	31
Fumbles Lost	13	14	15	11	12	7	13	13
Opp Fumbles	15	24	27	25	18	29	25	26
Opp Fum Lost	5	9	16	12	6	11	11	12
POSS. TIME (avg)	30:03	30:44	26:40	29:13	31:16	32:11	27:07	30:34
TOUCHDOWNS	49	44	54	36	33	43	31	33
Rushing	16	13	16	11	10	20	7	15
Passing	33	30	27	20	20	20	21	18
Returns	0	1	11	5	3	3	3	0
EXTRA-PT KICKS	46/47	44/44	54/54	34/35	33/33	41/41	31/31	31/32
2-PT CONVERSIONS	0/1	0/0	0/0	1/1	0/0	0/1	0/0	0/1
FIELD GOALS/FGA	19/22	24/26	32/36	24/30	25/31	31/37	20/24	24/27
POINTS SCORED	401	380	474	324	306	394	277	301



DEFENSE	N.O.	NY-G	Phil.	St.L.	S.F.	Sea.	T.B.	Wash.
POINTS ALLOWED	424	400	400	354	340	254	410	438
OPP FIRST DOWNS	345	326	338	301	308	277	353	307
Rushing	111	112	88	83	83	70	103	77
Passing	205	187	211	189	188	175	223	195
Penalty	29	27	39	29	37	32	27	35
OPP YARDS GAINED	6144	6012	6009	5626	5143	4274	5903	5696
Avg per Game	384.0	375.8	375.6	351.6	321.4	267.1	368.9	356.0
OPP RUSHING(net)	2125	2162	1771	1765	1612	1304	1819	1722
Avg per Game	132.8	135.1	110.7	110.3	100.8	81.5	113.7	107.6
Rushes	442	438	473	425	402	380	468	420
Yards per Rush	4.8	4.9	3.7	4.2	4.0	3.4	3.9	4.1
OPP PASSING(net)	4019	3850	4238	3861	3531	2970	4084	3974
Avg per Game	251.2	240.6	264.9	241.3	220.7	185.6	255.3	248.4
Passes Att.	546	522	591	540	551	507	564	519
Completed	341	324	345	368	324	313	387	345
Pct Completed	62.5	62.1	58.4	68.1	58.8	61.7	68.6	66.5
Sacked	34	47	49	40	36	37	36	37
Yards Lost	188	313	357	265	200	234	210	257
INTERCEPTED BY	12	17	12	13	23	13	14	7
Yards Returned	120	236	145	276	315	319	155	38
Returned for TD	0	0	2	3	2	2	3	0
OPP PUNT RETURNS	24	37	29	28	36	17	32	42
Avg return	4.1	10.6	8.2	6.9	9.3	11.5	5.8	9.5
OPP KICKOFF RET	39	32	52	35	40	43	37	43
Avg return	26.4	18.3	22.8	24.3	22.7	24.1	23.5	25.8
OPP TOUCHDOWNS	47	45	48	40	40	27	46	53
Rushing	17	15	14	12	7	8	15	11
Passing	26	25	30	18	29	17	28	35
Returns	4	5	4	10	4	2	3	7



WEEK 17 / THROUGH SUNDAY, DECEMBER 28, 2014

Team/Offense Rank (Within League)

BAL	BUF	CIN	CLE	DEN	HOU	IND	JAX	KC	MIA	NE	NYJ	OAK	PIT	SD	TEN		ARI	ATL	CAR	CHI	DAL	DET	GB	MIN	NO	NYG	PHI	STL	SF	SEA	TB	WAS
12	26	15	23	4	17	3	31	25	14	11	22	32	2	18	29	TYds/G	24	8	16	21	7	19	6	27	1	10	5	28	20	9	30	13
9	28	12	27	3	24	7	31	17	16	13	30	32	2	14	18	TYds/P	25	8	20	22	4	21	1	26	5	15	11	19	23	6	29	10
8	25	6	17	15	5	22	21	10	12	18	3	32	16	30	26	RYds/G	31	24	7	27	2	28	11	14	13	23	9	20	4	1	29	19
7	26	12	28	20	23	25	6	5	2	22	8	27	16	31	18	RshAvg	32	21	13	19	3	29	10	11	9	30	15	17	4	1	24	14
13	18	21	20	4	24	1	31	29	17	9	32	26	2	10	22	PsYd/G	14	5	19	15	16	12	8	28	3	7	6	23	30	27	25	11
12	24	16	15	3	13	5	32	23	26	17	30	31	2	8	20	PasAvg	18	7	22	25	4	19	1	27	6	9	11	21	28	14	29	10
10	12	29	26	17	20	16	27	2	7	3	21	18	5	25	23	%HdInt	9	15	11	24	14	6	1	31	19	13	30	22	8	4	32	28
2	19	7	15	1	12	4	32	29	22	3	25	5	13	16	26	Sac/PP	9	8	21	18	17	20	14	28	6	10	11	23	31	24	27	30
10	28	18t	24	6	18t	3	29	21	4t	4t	25	32	2	15	31	1D/Gm	23	13	9	16	11	20	7t	26t	1	12	7t	26t	22	14	30	17
14	26	18	32	8	22	13	29	19	17	6	20	28	5	4	31	3D Eff	16	7	12	24	2	23	3	21	1	10	9	27	15	11	25	30
11t	20	8t	27	18	5	22t	25t	21	25t	8t	6	3t	11t	19	28	4D Eff	1	11t	3t	17	11t	11t	22t	11t	10	30	2	22t	7	31	29	32
14	12	7	28	20	31	26	22	4	17	10	30	23	11	16	27	PR Avg	9	1	18	32	13	15	5	6	24	19	3	2	29	25	8	21
1	17	4	28	8	29	3	12	2	6	21	19	23	27	22	16	KR Avg	32	14	24	15	13	10	31	26	7	18	5	11	9	30	20	25
1	29	3	21	22	11	4	5	20	14	13	15	16	28	18	7	GPntAv	31	12	24	27	19	9	30	25	6	17	23	10	8	26	32	2
1	21	5	17	28	20	3	16	8	23	12	13	11	25	26	7	NPntAv	29	6	32	27	14	9	31	19	2	22	18	4	15	24	30	10
8	18	15	27	2	14	6	32	16	11	4	28	31	7	17	30	Pts/Gm	24	12	19	23	5	22	1	20	9	13	3	21	25	10	29	26
15	6	26	28	21	14	1	29	18t	27	2	22	10t	4t	16	10t	FG%	9	4t	20	30	13	32	23	31	10t	3	7t	25	24	17	18t	7t

Opponent/Defense Rank (Within League)

BAL	BUF	CIN	CLE	DEN	HOU	IND	JAX	KC	MIA	NE	NYJ	OAK	PIT	SD	TEN		ARI	ATL	CAR	CHI	DAL	DET	GB	MIN	NO	NYG	PHI	STL	SF	SEA	TB	WAS
8	4	22	23	3	16	11	26	7	12	13	6	21	18	9	27	TYds/G	24	32	10	30	19	2	15	14	31	29	28	17	5	1	25	20
8	3	15	9	2	6	19	20	5	12	11	13	22	30	21	17	TYds/P	26	32	18	29	25	4	10	14	31	28	16	24	7	1	23	27
4	11	20	32	2	10	18	27	28	24	9	5	22	6	26	31	RYds/G	13	21	16	17	8	1	23	25	29	30	15	14	7	3	19	12
3	14	18	28	4	10	23	12	30	21	9	6	8	25	29	19	RshAvg	26	16	27	22	17	1	20	24	31	32	5	15	11	2	7	13
24	3	20	8	9	21	12	22	2	6	17	14	16	27	4	15	PsYd/G	29	32	11	30	26	13	10	7	25	18	31	19	5	1	28	23
12	2	13	5	1	7	17	21	4	11	16	18	25	29	15	19	PasAvg	23	32	10	31	27	6	8	14	28	24	20	22	9	3	26	30
26	3	5	2	12	7	21	31	32	14	13	30	27	25	29	22	%HdInt	10	11	17	16	8	4	9	19	23	6	24	20	1	15	18	28
7	1	32	27	21	24	9	5	3	13	19	4	30	25	29	14	Sac/PP	26	31	16	17	28	18	12	8	23	2	6	10	20	11	22	15
14t	5	25	29	14t	22t	9t	24	12t	9t	22t	2t	18	16	6t	31	1D/Gm	2t	32	9t	20	17	12t	27	19	28	21	26	4	8	1	30	6t
17	1	7	11	5	3	2	23	6	29	16	30	14	10	24t	19	3D Eff	12	32	22	21	27	9	18	20	31	4	13	15	26	8	28	24t
8	15t	22	29	27	7	4	11t	9	28	6	1t	14	32	3	15t	4D Eff	10	18t	15t	30	18t	11t	23	31	18t	11t	5	1t	18t	26	24t	24t
9	4	10	8	29	31	3	16	6	22	17	23	28	12	26	11	PR Avg	15	21	32	24	20	25	14	5	1	27	13	7	18	30	2	19
14	3	22	9	24	25	10	16	18	28	5	7	32	15	8	30	KR Avg	26	13	31	1	6	29	21	4	27	2	12	20	11	19	17	23
26	7	8	15	25	19	32	31	30	1	13	28	12	20	29	27	GPntAv	22	4	24	3	18	9	6	5	17	23	11	2	21	10	16	14
22	6	2	19	24	28	32	30	14	9	3	31	12	15	27	25	NPntAv	17	8	23	13	11	18	5	10	29	26	4	1	20	16	7	21
6	4	12	9	16t	7	19	26	2	20	8	24	32	18	13t	29t	Pts/Gm	5	27	21	31	15	3	13t	11	28	22t	22t	16t	10	1	25	29t
16	9	10t	21	14	23	7	27	24	2	5	10t	17	30	15	18t	FG%	3	13	6	18t	28	4	25t	8	31	29	12	22	32	25t	1	18t



AFC / LEADING SCORERS, NONKICKERS

Rank	Player, Team	TD	Rush	Rec	Ret	X2	Pts
1)	A. Brown, Pit. (WR)	14	0	13	1	1	86
2)	Charles, K.C. (RB)	14	9	5	0	0	84
3)	Foster, Hou. (RB)	13	8	5	0	0	78
4t)	Gates, S.D. (TE)	12	0	12	0	0	72
4t)	Gronkowski, N.E. (TE)	12	0	12	0	0	72
4t)	J. Thomas, Den. (TE)	12	0	12	0	0	72
7)	D. Thomas, Den. (WR)	11	0	11	0	1	68
8t)	Bell, Pit. (RB)	11	8	3	0	0	66
8t)	T. Smith, Bal. (WR)	11	0	11	0	0	66
10t)	Anderson, Den. (RB)	10	8	2	0	0	60
10t)	M. Wallace, Mia. (WR)	10	0	10	0	0	60
12)	Sanders, Den. (WR)	9	0	9	0	1	56
13t)	*Hill, Cin. (RB)	9	9	0	0	0	54
13t)	Miller, Mia. (RB)	9	8	1	0	0	54
15)	Forsett, Bal. (RB)	8	8	0	0	1	50
16t)	Allen, Ind. (TE)	8	0	8	0	0	48
16t)	Bradshaw, Ind. (RB)	8	2	6	0	0	48
16t)	*Bryant, Pit. (WR)	8	0	8	0	0	48
16t)	*Crowell, Cle. (RB)	8	8	0	0	0	48
16t)	K. Davis, K.C. (RB)	8	6	1	1	0	48
16t)	Fleener, Ind. (TE)	8	0	8	0	0	48
22t)	Bernard, Cin. (RB)	7	5	2	0	0	42
22t)	Hilton, Ind. (WR)	7	0	7	0	0	42
22t)	Ivory, NY-J (RB)	7	6	1	0	0	42
22t)	LaFell, N.E. (WR)	7	0	7	0	0	42
22t)	Royal, S.D. (WR)	7	0	7	0	0	42
27t)	Floyd, S.D. (WR)	6	0	6	0	0	36
27t)	Green, Cin. (WR)	6	0	6	0	0	36
27t)	Hopkins, Hou. (WR)	6	0	6	0	0	36
27t)	*Hurns, Jac. (WR)	6	0	6	0	0	36
27t)	J. Jones, Oak. (WR)	6	0	6	0	0	36
27t)	Kelce, K.C. (TE)	6	0	5	1	0	36
27t)	S. Smith, Bal. (WR)	6	0	6	0	0	36
27t)	*Watkins, Buf. (WR)	6	0	6	0	0	36
27t)	Wright, Ten. (WR)	6	0	6	0	0	36
27t)	Wright, N.E. (TE)	6	0	6	0	0	36
37t)	Sanu, Cin. (WR)	5	0	5	0	1	32
37t)	Watt, Hou. (DE)	5	0	3	2	0	32
37t)	Woods, Buf. (WR)	5	0	5	0	1	32
40t)	Blount, Pit.-N.E. (RB)	5	5	0	0	0	30
40t)	Dalton, Cin. (QB)	5	4	1	0	0	30
40t)	Decker, NY-J (WR)	5	0	5	0	0	30
40t)	Edelman, N.E. (WR)	5	0	4	1	0	30
40t)	Gray, N.E. (RB)	5	5	0	0	0	30
40t)	Gresham, Cin. (TE)	5	0	5	0	0	30
40t)	*Landry, Mia. (WR)	5	0	5	0	0	30
40t)	Vereen, N.E. (RB)	5	2	3	0	0	30
40t)	*West, Cle. (RB)	5	4	1	0	0	30
49t)	Aiken, Bal. (WR)	4	0	3	1	0	24
49t)	K. Allen, S.D. (WR)	4	0	4	0	0	24
49t)	*Blue, Hou. (RB)	4	2	1	1	0	24
49t)	Daniels, Bal. (TE)	4	0	4	0	0	24
49t)	Fasano, K.C. (TE)	4	0	4	0	0	24
49t)	Hillman, Den. (RB)	4	3	1	0	0	24
49t)	Hogan, Buf. (WR)	4	0	4	0	0	24
49t)	Holmes, Oak. (WR)	4	0	4	0	0	24
49t)	Nicks, Ind. (WR)	4	0	4	0	0	24
49t)	*Oliver, S.D. (RB)	4	3	1	0	0	24
49t)	Rivera, Oak. (TE)	4	0	4	0	0	24
49t)	D. Robinson, Jac. (RB)	4	4	0	0	0	24
49t)	*Taliaferro, Bal. (RB)	4	4	0	0	0	24
49t)	Walker, Ten. (TE)	4	0	4	0	0	24

**AFC / LEADING SCORERS, KICKERS**

Rank	Player, Team	PAT	FG	Pct	Long	Pts
1)	Gostkowski, N.E.	51/51	35/37	.946	53	156
2)	Vinatieri, Ind.	50/50	30/31	.968	53	140
3)	Carpenter, Buf.	31/32	34/38	.895	58	133
4)	Suisham, Pit.	45/45	29/32	.906	53	132
5)	Bullock, Hou.	40/40	30/35	.857	55	130
6)	Tucker, Bal.	42/42	29/34	.853	55	129
7)	Sturgis, Mia.	41/41	29/37	.784	53	128
8)	Folk, NY-J	23/23	32/39	.821	55	119
9)	Nugent, Cin.	39/39	26/33	.788	49	117
10)	*Santos, K.C.	38/38	25/30	.833	53	113
11)	Novak, S.D.	40/40	22/26	.846	52	106
12)	Cundiff, Cle.	28/28	22/29	.759	52	94
13)	Janikowski, Oak.	28/28	19/22	.864	57	85
14)	Succop, Ten.	27/27	19/22	.864	51	84
15)	Scobee, Jac.	23/23	20/26	.769	53	83
16)	McManus, Den.	41/41	9/13	.692	44	68
17)	Barth, Den.	15/15	15/16	.938	50	60
18)	Hartley, Cle.	2/ 2	3/ 3	1.000	43	11



AFC / LEADING PASSERS

Player, Team	Att	Comp	Pct Comp	Yds	Avg Gain	TD	Pct TD	Long	Int	Pct Int	Rating Points
Roethlisberger, Pit.	608	408	67.1	4952	8.14	32	5.3	94t	9	1.5	103.3
Manning, Den.	597	395	66.2	4727	7.92	39	6.5	86t	15	2.5	101.5
Brady, N.E.	582	373	64.1	4109	7.06	33	5.7	69t	9	1.5	97.4
Luck, Ind.	616	380	61.7	4761	7.73	40	6.5	80	16	2.6	96.5
Fitzpatrick, Hou.	312	197	63.1	2483	7.96	17	5.4	76t	8	2.6	95.3
Rivers, S.D.	570	379	66.5	4286	7.52	31	5.4	59	18	3.2	93.8
A. Smith, K.C.	464	303	65.3	3265	7.04	18	3.9	70t	6	1.3	93.4
Tannehill, Mia.	590	392	66.4	4045	6.86	27	4.6	50	12	2.0	92.8
Flacco, Bal.	555	344	62.0	3986	7.18	27	4.9	80t	12	2.2	90.9
Orton, Buf.	447	287	64.2	3018	6.75	18	4.0	84	10	2.2	87.8
Dalton, Cin.	482	309	64.1	3398	7.05	19	3.9	81t	17	3.5	83.3
G. Smith, NY-J	367	219	59.7	2525	6.88	13	3.5	74t	13	3.5	77.5
*Carr, Oak.	599	348	58.1	3270	5.46	21	3.5	77t	12	2.0	76.6
Hoyer, Cle.	438	242	55.3	3326	7.59	12	2.7	81t	13	3.0	76.5
*Bortles, Jac.	475	280	58.9	2908	6.12	11	2.3	63t	17	3.6	69.5

AFC / LEADING PASSERS, RANKS

Player, Team	Att	Comp	Pct Comp	Yds	Avg Gain	TD	Pct TD	Long	Int	Pct Int	Rating Points
Roethlisberger, Pit.	2	1	1	1	1	4	6		3t	2	1
Manning, Den.	4	2	4	3	3	2	1		11	8	2
Brady, N.E.	6	6	8	5	8	3	3		3t	3	3
Luck, Ind.	1	4	11	2	4	1	2		12	10	4
Fitzpatrick, Hou.	15	15	9	15	2	12	4		2	9	5
Rivers, S.D.	7	5	2	4	6	5	5		15	12	6
A. Smith, K.C.	11	10	5	11	10	10t	11		1	1	7
Tannehill, Mia.	5	3	3	6	12	6t	8		6t	5	8
Flacco, Bal.	8	8	10	7	7	6t	7		6t	6	9
Orton, Buf.	12	11	6	12	13	10t	9		5	7	10
Dalton, Cin.	9	9	7	8	9	9	10		13t	13	11
G. Smith, NY-J	14	14	12	14	11	13	12		9t	14	12
*Carr, Oak.	3	7	14	10	15	8	13		6t	4	13
Hoyer, Cle.	13	13	15	9	5	14	14		9t	11	14
*Bortles, Jac.	10	12	13	13	14	15	15		13t	15	15

**AFC / FOURTH-QUARTER PASSING LEADERS**

Rank	Player, Team	Att	Comp	Comp%	Yards	YPA	TD	TD%	Int	Int%	Rating
1)	Roethlisberger, Pit.	161	107	66.5	1430	8.88	11	6.8	1	0.6	114.7
2)	Orton, Buf.	128	79	61.7	1010	7.89	8	6.3	1	0.8	104.0
3)	Fitzpatrick, Hou.	77	52	67.5	689	8.95	4	5.2	2	2.6	102.1
4)	Flacco, Bal.	147	91	61.9	1165	7.93	7	4.8	1	0.7	99.7
5t)	Brady, N.E.	116	66	56.9	814	7.02	7	6.0	2	1.7	91.7
5t)	Luck, Ind.	126	74	58.7	909	7.21	9	7.1	4	3.2	91.7
7)	A. Smith, K.C.	134	83	61.9	857	6.40	6	4.5	2	1.5	89.1
8)	Dalton, Cin.	105	64	61.0	807	7.69	5	4.8	4	3.8	84.9
9)	Rivers, S.D.	153	95	62.1	1078	7.05	7	4.6	5	3.3	84.8
10)	*Carr, Oak.	167	95	56.9	931	5.57	10	6.0	4	2.4	82.7
11)	Whitehurst, Ten.	59	31	52.5	427	7.24	1	1.7	0	0.0	81.7
12)	Tannehill, Mia.	169	101	59.8	1075	6.36	5	3.0	3	1.8	80.9
13)	Manning, Den.	139	89	64.0	1023	7.36	5	3.6	6	4.3	80.1
14)	*Bortles, Jac.	154	99	64.3	1117	7.25	5	3.2	7	4.5	77.8
15)	G. Smith, NY-J	106	60	56.6	642	6.06	3	2.8	3	2.8	72.1
16)	Manuel, Buf.	43	22	51.2	291	6.77	1	2.3	1	2.3	71.0
17)	Vick, NY-J	43	25	58.1	199	4.63	0	0.0	0	0.0	69.8
18)	Hoyer, Cle.	123	69	56.1	961	7.81	6	4.9	9	7.3	67.2
19)	Locker, Ten.	50	27	54.0	354	7.08	1	2.0	3	6.0	58.3
20)	*Mettenberger, Ten.	54	28	51.9	405	7.50	2	3.7	4	7.4	58.0

AFC / THIRD-DOWN PASSING LEADERS

Rank	Player, Team	Att	Comp	Comp%	Yards	YPA	TD	TD%	Int	Int%	Rating
1)	Luck, Ind.	151	85	56.3	1327	8.79	16	10.6	3	2.0	112.7
2)	Manning, Den.	158	100	63.3	1254	7.94	15	9.5	3	1.9	111.6
3)	Roethlisberger, Pit.	152	98	64.5	1314	8.64	9	5.9	2	1.3	106.1
4)	Rivers, S.D.	159	101	63.5	1381	8.69	13	8.2	5	3.1	105.4
5)	A. Smith, K.C.	126	84	66.7	976	7.75	6	4.8	2	1.6	99.2
6)	Brady, N.E.	145	88	60.7	1041	7.18	10	6.9	3	2.1	96.9
7)	Flacco, Bal.	145	86	59.3	1110	7.66	13	9.0	6	4.1	96.0
8)	G. Smith, NY-J	115	63	54.8	917	7.97	8	7.0	4	3.5	89.7
9)	Fitzpatrick, Hou.	94	57	60.6	662	7.04	3	3.2	2	2.1	83.7
10)	Orton, Buf.	122	75	61.5	943	7.73	3	2.5	4	3.3	80.1
11)	Dalton, Cin.	145	95	65.5	1084	7.48	4	2.8	6	4.1	79.8
12)	Tannehill, Mia.	148	84	56.8	883	5.97	5	3.4	3	2.0	77.1
13)	*Carr, Oak.	193	104	53.9	1180	6.11	11	5.7	7	3.6	76.3
14)	Hoyer, Cle.	139	70	50.4	874	6.29	3	2.2	3	2.2	68.5
15)	*Bortles, Jac.	126	69	54.8	744	5.90	2	1.6	4	3.2	64.4

**AFC / LEADING RUSHERS**

Rank	Player, Team	Att	Yards	Avg	Long	TD
1)	Bell, Pit.	290	1361	4.7	81	8
2)	Forsett, Bal.	235	1266	5.4	52	8
3)	Foster, Hou.	260	1246	4.8	51	8
4)	*Hill, Cin.	222	1124	5.1	85t	9
5)	Miller, Mia.	216	1099	5.1	97t	8
6)	Charles, K.C.	206	1033	5.0	63t	9
7)	Anderson, Den.	179	849	4.7	27	8
8)	Ivory, NY-J	198	821	4.1	71t	6
9)	Bernard, Cin.	168	680	4.0	89t	5
10)	*West, Cle.	171	673	3.9	36	4
11)	C. Johnson, NY-J	155	663	4.3	47	1
12)	*Crowell, Cle.	148	607	4.1	35	8
13t)	*Oliver, S.D.	160	582	3.6	52	3
13t)	D. Robinson, Jac.	135	582	4.3	41	4
15)	*Sankey, Ten.	152	569	3.7	22	2
16)	Blount, Pit.-N.E.	125	547	4.4	50	5
17)	McFadden, Oak.	155	534	3.4	25	2
18)	*Blue, Hou.	169	528	3.1	46	2
19)	Jackson, Buf.	141	525	3.7	38	2
20)	Richardson, Ind.	159	519	3.3	27	3
21)	K. Davis, K.C.	134	463	3.5	48	6
22)	Hillman, Den.	106	434	4.1	37t	3
23)	Dixon, Buf.	105	432	4.1	47	2
24)	Bradshaw, Ind.	90	425	4.7	29	2
25)	Murray, Oak.	82	424	5.2	90t	2
26)	*Bortles, Jac. (QB)	56	419	7.5	34	0
27)	Gray, N.E.	89	412	4.6	20	5
28)	Greene, Ten.	94	392	4.2	52	2
29)	Vereen, N.E.	96	391	4.1	19	2
30)	Pierce, Bal.	93	366	3.9	28	2
31)	Herron, Ind.	78	351	4.5	49t	1
32)	Ridley, N.E.	94	340	3.6	43	2
33)	Ry. Mathews, S.D.	74	330	4.5	32t	3
34)	Gerhart, Jac.	101	326	3.2	23	2
35)	Tannehill, Mia. (QB)	56	311	5.6	40	1
36)	Spiller, Buf.	78	300	3.8	53	0
37)	*Taliaferro, Bal.	68	292	4.3	31	4
38)	Luck, Ind. (QB)	64	273	4.3	20	3
39)	*J. Thompson, Den.	54	272	5.0	47	3
40)	A. Smith, K.C. (QB)	49	254	5.2	25	1
41)	G. Smith, NY-J (QB)	59	238	4.0	18	1
42)	D. Brown, S.D.	85	223	2.6	16	0
43)	Harvin, Sea.-NY-J (WR)	33	202	6.1	51t	1
44)	Todman, Jac.	32	186	5.8	62t	1
45)	Fitzpatrick, Hou. (QB)	50	184	3.7	16	2
46)	Ball, Den.	55	172	3.1	23	1
47)	Dalton, Cin. (QB)	60	169	2.8	20t	4
48)	Dan. Thomas, Mia.	44	168	3.8	15	2
49t)	Grimes, Hou.	39	153	3.9	11	0
49t)	Vick, NY-J (QB)	26	153	5.9	24	0

**AFC / THIRD-AND-ONE RUSHING LEADERS**

Rank	Player, Team	Att	FD	Pct
1t)	Ry. Mathews, S.D.	5	5	100.0
1t)	Richardson, Ind.	5	5	100.0
1t)	Bradshaw, Ind.	4	4	100.0
1t)	Greene, Ten.	4	4	100.0
1t)	Harvin, Sea.-NY-J	4	4	100.0
6)	*Blue, Hou.	7	6	85.7
7)	*J. Thompson, Den.	6	5	83.3
8t)	Bell, Pit.	11	9	81.8
8t)	Dalton, Cin.	11	9	81.8
8t)	Ivory, NY-J	11	9	81.8
8t)	Miller, Mia.	11	9	81.8
12t)	Flacco, Bal.	10	8	80.0
12t)	Dixon, Buf.	5	4	80.0
12t)	Hoyer, Cle.	5	4	80.0
15)	Anderson, Den.	9	7	77.8
16)	Charles, K.C.	8	6	75.0
17)	Gerhart, Jac.	7	5	71.4
18)	Jackson, Buf.	10	7	70.0
19)	Blount, Pit.-N.E.	12	8	66.7
20t)	Foster, Hou.	9	5	55.6
20t)	*Hill, Cin.	9	5	55.6

**AFC / LEADERS IN RECEPTIONS**

Rank	Player, Team	Rec	Yards	Avg	Long	TD
1)	A. Brown, Pit.	129	1698	13.2	63t	13
2)	D. Thomas, Den.	111	1619	14.6	86t	11
3)	Sanders, Den.	101	1404	13.9	48	9
4)	Edelman, N.E.	92	972	10.6	69t	4
5)	A. Johnson, Hou.	85	936	11.0	35	3
6)	*Landry, Mia.	84	758	9.0	25	5
7)	Bell, Pit. (RB)	83	854	10.3	48	3
8t)	Hilton, Ind.	82	1345	16.4	73t	7
8t)	Gronkowski, N.E. (TE)	82	1124	13.7	46t	12
10)	S. Smith, Bal.	79	1065	13.5	80t	6
11)	K. Allen, S.D.	77	783	10.2	35	4
12)	Hopkins, Hou.	76	1210	15.9	76t	6
13t)	Decker, NY-J	74	962	13.0	74t	5
13t)	LaFell, N.E.	74	953	12.9	56t	7
15)	J. Jones, Oak.	73	666	9.1	42	6
16t)	Green, Cin.	69	1041	15.1	81t	6
16t)	Gates, S.D. (TE)	69	821	11.9	34	12
18t)	Kelce, K.C. (TE)	67	862	12.9	34	5
18t)	M. Wallace, Mia.	67	862	12.9	50	10
20t)	Miller, Pit. (TE)	66	761	11.5	49	3
20t)	Jackson, Buf. (RB)	66	501	7.6	34	1
22t)	*Watkins, Buf.	65	982	15.1	84	6
22t)	Woods, Buf.	65	699	10.8	37	5
24)	Wayne, Ind.	64	779	12.2	80	2
25t)	Walker, Ten. (TE)	63	890	14.1	68	4
25t)	Hawkins, Cle.	63	824	13.1	65	2
27t)	Royal, S.D.	62	778	12.5	47t	7
27t)	Gresham, Cin. (TE)	62	460	7.4	23	5
29)	Bowe, K.C.	60	754	12.6	37	0
30t)	Clay, Mia. (TE)	58	605	10.4	41	3
30t)	Rivera, Oak. (TE)	58	534	9.2	33	4
32)	Wright, Ten.	57	715	12.5	48	6
33)	Sanu, Cin.	56	790	14.1	76t	5
34t)	Wheaton, Pit.	53	644	12.2	47t	2
34t)	Shorts, Jac.	53	557	10.5	53	1
36t)	Floyd, S.D.	52	856	16.5	59	6
36t)	Vereen, N.E. (RB)	52	447	8.6	49t	3
38t)	Fleener, Ind. (TE)	51	774	15.2	73t	8
38t)	*Hurns, Jac.	51	677	13.3	63t	6
38t)	Harvin, Sea.-NY-J	51	483	9.5	45	1
41t)	T. Smith, Bal.	49	767	15.7	53	11
41t)	Welker, Den.	49	464	9.5	39t	2
43t)	*A. Robinson, Jac.	48	548	11.4	54	2
43t)	Daniels, Bal. (TE)	48	527	11.0	39	4
45t)	Holmes, Oak.	47	693	14.7	77t	4
45t)	Austin, Cle.	47	568	12.1	31	2
45t)	Chandler, Buf. (TE)	47	497	10.6	37	3
48)	Forsett, Bal. (RB)	44	263	6.0	26	0
49t)	J. Thomas, Den. (TE)	43	489	11.4	35t	12
49t)	Bernard, Cin. (RB)	43	349	8.1	46	2

**AFC / RECEIVING YARDAGE LEADERS**

Rank	Player, Team	Yards	Rec	Avg	Long	TD
1)	A. Brown, Pit.	1698	129	13.2	63t	13
2)	D. Thomas, Den.	1619	111	14.6	86t	11
3)	Sanders, Den.	1404	101	13.9	48	9
4)	Hilton, Ind.	1345	82	16.4	73t	7
5)	Hopkins, Hou.	1210	76	15.9	76t	6
6)	Gronkowski, N.E. (TE)	1124	82	13.7	46t	12
7)	S. Smith, Bal.	1065	79	13.5	80t	6
8)	Green, Cin.	1041	69	15.1	81t	6
9)	*Watkins, Buf.	982	65	15.1	84	6
10)	Edelman, N.E.	972	92	10.6	69t	4
11)	Decker, NY-J	962	74	13.0	74t	5
12)	LaFell, N.E.	953	74	12.9	56t	7
13)	A. Johnson, Hou.	936	85	11.0	35	3
14)	Walker, Ten. (TE)	890	63	14.1	68	4
15t)	Kelce, K.C. (TE)	862	67	12.9	34	5
15t)	M. Wallace, Mia.	862	67	12.9	50	10
17)	Floyd, S.D.	856	52	16.5	59	6
18)	Bell, Pit. (RB)	854	83	10.3	48	3
19)	Hawkins, Cle.	824	63	13.1	65	2
20)	Gates, S.D. (TE)	821	69	11.9	34	12
21)	Sanu, Cin.	790	56	14.1	76t	5
22)	K. Allen, S.D.	783	77	10.2	35	4
23)	Wayne, Ind.	779	64	12.2	80	2
24)	Royal, S.D.	778	62	12.5	47t	7
25)	Fleener, Ind. (TE)	774	51	15.2	73t	8
26)	T. Smith, Bal.	767	49	15.7	53	11
27)	Miller, Pit. (TE)	761	66	11.5	49	3
28)	*Landry, Mia.	758	84	9.0	25	5
29)	Bowe, K.C.	754	60	12.6	37	0
30)	Wright, Ten.	715	57	12.5	48	6
31)	Woods, Buf.	699	65	10.8	37	5
32)	Holmes, Oak.	693	47	14.7	77t	4
33)	*Hurns, Jac.	677	51	13.3	63t	6
34)	J. Jones, Oak.	666	73	9.1	42	6
35)	N. Washington, Ten.	647	40	16.2	80t	2
36)	Wheaton, Pit.	644	53	12.2	47t	2
37)	*Gabriel, Cle.	621	36	17.3	70	1
38)	Clay, Mia. (TE)	605	58	10.4	41	3
39)	Austin, Cle.	568	47	12.1	31	2
40)	Shorts, Jac.	557	53	10.5	53	1
41)	*Bryant, Pit.	549	26	21.1	94t	8
42)	*A. Robinson, Jac.	548	48	11.4	54	2
43)	Rivera, Oak. (TE)	534	58	9.2	33	4
44)	Daniels, Bal. (TE)	527	48	11.0	39	4
45)	Jackson, Buf. (RB)	501	66	7.6	34	1
46)	Hunter, Ten.	498	28	17.8	75t	3
47)	Chandler, Buf. (TE)	497	47	10.6	37	3
48)	J. Thomas, Den. (TE)	489	43	11.4	35t	12
49)	Harvin, Sea.-NY-J	483	51	9.5	45	1
50)	Hartline, Mia.	474	39	12.2	35	2

**AFC / THIRD-DOWN RECEIVING LEADERS**

Rank	Player, Team	Rec	Yards	Avg	Long	TD
1)	A. Brown, Pit.	36	549	15.3	63t	4
2t)	D. Thomas, Den.	31	371	12.0	28	5
2t)	J. Jones, Oak.	31	256	8.3	29	1
4t)	Sanders, Den.	28	429	15.3	42t	4
4t)	Decker, NY-J	28	392	14.0	74t	5
6)	Rivera, Oak. (TE)	24	205	8.5	27	2
7t)	S. Smith, Bal.	23	420	18.3	80t	4
7t)	Hopkins, Hou.	23	391	17.0	56	2
9t)	Gronkowski, N.E. (TE)	22	347	15.8	46t	3
9t)	Royal, S.D.	22	308	14.0	43t	4
9t)	Edelman, N.E.	22	244	11.1	44	0
9t)	*Landry, Mia.	22	155	7.0	20	1
13t)	Gates, S.D. (TE)	21	312	14.9	34	6
13t)	Kelce, K.C. (TE)	21	237	11.3	24	4
15t)	Bell, Pit. (RB)	20	240	12.0	44	2
15t)	A. Johnson, Hou.	20	208	10.4	23	0
17t)	Chandler, Buf. (TE)	19	227	11.9	28	1
17t)	Hawkins, Cle.	19	223	11.7	40	0
17t)	K. Allen, S.D.	19	219	11.5	35	0
17t)	Hogan, Buf.	19	204	10.7	24	1
17t)	Gresham, Cin. (TE)	19	161	8.5	23	1
22t)	*Watkins, Buf.	18	333	18.5	84	1
22t)	Sanu, Cin.	18	310	17.2	76t	1
22t)	Wright, Ten.	18	201	11.2	48	3
22t)	Jackson, Buf. (RB)	18	144	8.0	28	0
26t)	Walker, Ten. (TE)	17	279	16.4	61t	2
26t)	Bowe, K.C.	17	222	13.1	22	0
26t)	*A. Robinson, Jac.	17	203	11.9	54	0
26t)	Austin, Cle.	17	196	11.5	25	1
30t)	Wayne, Ind.	16	229	14.3	40t	1
30t)	*Hurns, Jac.	16	192	12.0	44	0
30t)	LaFell, N.E.	16	183	11.4	27	2
30t)	Foster, Hou. (RB)	16	145	9.1	28	1
34t)	Floyd, S.D.	15	279	18.6	59	3
34t)	Harvin, Sea.-NY-J	15	171	11.4	45	1
36t)	*Moncrief, Ind.	14	314	22.4	79t	3
36t)	Hilton, Ind.	14	263	18.8	42t	1
36t)	T. Smith, Bal.	14	198	14.1	32t	5
36t)	J. Thomas, Den. (TE)	14	182	13.0	34	4
36t)	Green, Cin.	14	171	12.2	38	0
36t)	Woods, Buf.	14	156	11.1	32	1
36t)	Hartline, Mia.	14	136	9.7	33	2
36t)	L. Washington, Ten. (RB)	14	106	7.6	25	1
44t)	Wheaton, Pit.	13	178	13.7	40	0
44t)	Nicks, Ind.	13	142	10.9	27	3
44t)	M. Brown, Bal.	13	133	10.2	15	0
44t)	Welker, Den.	13	119	9.2	35	0
44t)	D. Johnson, Hou.	13	91	7.0	18	0
49t)	Bernard, Cin. (RB)	12	128	10.7	32	2
49t)	Charles, K.C. (RB)	12	97	8.1	30	0



AFC / MOST YARDS FROM SCRIMMAGE

Rank	Player, Team	Total			Rushing			Receiving		
		Yards	Att+Rec	Avg	Yards	Att	Avg	Yards	Rec	Avg
1)	Bell, Pit. (RB)	2215	373	5.9	1361	290	4.7	854	83	10.3
2)	A. Brown, Pit. (WR)	1711	133	12.9	13	4	3.3	1698	129	13.2
3)	D. Thomas, Den. (WR)	1619	111	14.6	0	0	---	1619	111	14.6
4)	Foster, Hou. (RB)	1573	298	5.3	1246	260	4.8	327	38	8.6
5)	Forsett, Bal. (RB)	1529	279	5.5	1266	235	5.4	263	44	6.0
6)	Sanders, Den. (WR)	1448	109	13.3	44	8	5.5	1404	101	13.9
7)	Miller, Mia. (RB)	1374	254	5.4	1099	216	5.1	275	38	7.2
8)	Hilton, Ind. (WR)	1365	84	16.3	20	2	10.0	1345	82	16.4
9)	*Hill, Cin. (RB)	1339	249	5.4	1124	222	5.1	215	27	8.0
10)	Charles, K.C. (RB)	1324	246	5.4	1033	206	5.0	291	40	7.3
11)	Hopkins, Hou. (WR)	1210	76	15.9	0	0	---	1210	76	15.9
12)	Anderson, Den. (RB)	1173	213	5.5	849	179	4.7	324	34	9.5
13)	Gronkowski, N.E. (TE)	1124	82	13.7	0	0	---	1124	82	13.7
14)	Edelman, N.E. (WR)	1066	102	10.5	94	10	9.4	972	92	10.6
15)	S. Smith, Bal. (WR)	1065	79	13.5	0	0	---	1065	79	13.5
16)	Green, Cin. (WR)	1043	71	14.7	2	2	1.0	1041	69	15.1
17)	Bernard, Cin. (RB)	1029	211	4.9	680	168	4.0	349	43	8.1
18)	Jackson, Buf. (RB)	1026	207	5.0	525	141	3.7	501	66	7.6
19)	*Watkins, Buf. (WR)	990	67	14.8	8	2	4.0	982	65	15.1
20)	LaFell, N.E. (WR)	966	76	12.7	13	2	6.5	953	74	12.9
21)	Decker, NY-J (WR)	962	74	13.0	0	0	---	962	74	13.0
22)	Ivory, NY-J (RB)	944	216	4.4	821	198	4.1	123	18	6.8
23)	A. Johnson, Hou. (WR)	936	85	11.0	0	0	---	936	85	11.0
24)	Walker, Ten. (TE)	890	63	14.1	0	0	---	890	63	14.1
25)	M. Wallace, Mia. (WR)	878	71	12.4	16	4	4.0	862	67	12.9
26)	Kelce, K.C. (TE)	862	67	12.9	0	0	---	862	67	12.9
27)	Floyd, S.D. (WR)	856	52	16.5	0	0	---	856	52	16.5
28)	*Oliver, S.D. (RB)	853	196	4.4	582	160	3.6	271	36	7.5
29)	Sanu, Cin. (WR)	841	63	13.3	51	7	7.3	790	56	14.1
30)	Hawkins, Cle. (WR)	839	66	12.7	15	3	5.0	824	63	13.1
31)	Vereen, N.E. (RB)	838	148	5.7	391	96	4.1	447	52	8.6
32)	Gates, S.D. (TE)	821	69	11.9	0	0	---	821	69	11.9
33)	C. Johnson, NY-J (RB)	814	179	4.5	663	155	4.3	151	24	6.3
34)	Royal, S.D. (WR)	792	65	12.2	14	3	4.7	778	62	12.5
35)	K. Allen, S.D. (WR)	783	77	10.2	0	0	---	783	77	10.2
36)	Wayne, Ind. (WR)	779	64	12.2	0	0	---	779	64	12.2
37)	Fleener, Ind. (TE)	774	51	15.2	0	0	---	774	51	15.2
38)	Wright, Ten. (WR)	769	61	12.6	54	4	13.5	715	57	12.5
39)	T. Smith, Bal. (WR)	767	49	15.7	0	0	---	767	49	15.7
40)	Miller, Pit. (TE)	761	66	11.5	0	0	---	761	66	11.5
41t)	Bowe, K.C. (WR)	754	60	12.6	0	0	---	754	60	12.6
41t)	*Landry, Mia. (WR)	754	86	8.8	-4	2	-2.0	758	84	9.0
43)	Richardson, Ind. (RB)	748	186	4.0	519	159	3.3	229	27	8.5
44)	McFadden, Oak. (RB)	746	191	3.9	534	155	3.4	212	36	5.9
45)	*West, Cle. (RB)	737	182	4.0	673	171	3.9	64	11	5.8
46)	Bradshaw, Ind. (RB)	725	128	5.7	425	90	4.7	300	38	7.9
47)	D. Robinson, Jac. (RB)	706	158	4.5	582	135	4.3	124	23	5.4
48)	*Sankey, Ten. (RB)	702	170	4.1	569	152	3.7	133	18	7.4
49)	Woods, Buf. (WR)	699	65	10.8	0	0	---	699	65	10.8
50)	*Crowell, Cle. (RB)	694	157	4.4	607	148	4.1	87	9	9.7

**AFC / LEADERS IN FIRST DOWNS**

Rank	Player, Team	Rush	Rec	Tot
1)	Bell, Pit. (RB)	73	41	114
2)	A. Brown, Pit. (WR)	0	85	85
3)	Sanders, Den. (WR)	3	69	72
4)	D. Thomas, Den. (WR)	0	69	69
5)	*Hill, Cin. (RB)	61	7	68
6t)	Foster, Hou. (RB)	52	15	67
6t)	Miller, Mia. (RB)	57	10	67
8)	Forsett, Bal. (RB)	56	10	66
9)	Charles, K.C. (RB)	50	15	65
10)	Hilton, Ind. (WR)	1	62	63
11t)	Anderson, Den. (RB)	47	13	60
11t)	Gronkowski, N.E. (TE)	0	60	60
13)	Hopkins, Hou. (WR)	0	57	57
14)	Edelman, N.E. (WR)	7	49	56
15)	LaFell, N.E. (WR)	0	50	50
16t)	Jackson, Buf. (RB)	24	25	49
16t)	A. Johnson, Hou. (WR)	0	49	49
18t)	*Landry, Mia. (WR)	0	48	48
18t)	M. Wallace, Mia. (WR)	1	47	48
18t)	*Watkins, Buf. (WR)	1	47	48
21)	Decker, NY-J (WR)	0	47	47
22t)	Green, Cin. (WR)	0	46	46
22t)	Ivory, NY-J (RB)	42	4	46
24t)	Bernard, Cin. (RB)	32	13	45
24t)	Kelce, K.C. (TE)	0	45	45
24t)	S. Smith, Bal. (WR)	0	45	45
27t)	Gates, S.D. (TE)	0	44	44
27t)	Hawkins, Cle. (WR)	0	44	44
29t)	Bowe, K.C. (WR)	0	42	42
29t)	Miller, Pit. (TE)	0	42	42
31t)	K. Allen, S.D. (WR)	0	41	41
31t)	*Oliver, S.D. (RB)	30	11	41
33t)	Fleener, Ind. (TE)	0	40	40
33t)	J. Jones, Oak. (WR)	0	40	40
33t)	Royal, S.D. (WR)	1	39	40
33t)	Wayne, Ind. (WR)	0	40	40
37t)	Floyd, S.D. (WR)	0	39	39
37t)	Sanu, Cin. (WR)	2	37	39
37t)	Vereen, N.E. (RB)	15	24	39
40t)	Bradshaw, Ind. (RB)	18	20	38
40t)	*Crowell, Cle. (RB)	34	4	38
40t)	T. Smith, Bal. (WR)	0	38	38
43)	*Blue, Hou. (RB)	29	7	36
44t)	Woods, Buf. (WR)	0	35	35
44t)	Wright, Ten. (WR)	2	33	35
46t)	Austin, Cle. (WR)	0	34	34
46t)	Blount, Pit.-N.E. (RB)	30	4	34
46t)	Harvin, Sea.-NY-J (WR)	11	23	34
46t)	Richardson, Ind. (RB)	25	9	34
46t)	Wheaton, Pit. (WR)	1	33	34

**AFC / LEADERS IN INTERCEPTIONS**

Rank	Player, Team	Int	Yards	Avg	Long	TD
1)	Gipson, Cle.	6	158	26.3	62t	1
2t)	Grimes, Mia.	5	80	16.0	32	1
2t)	Adams, Ind.	5	24	4.8	10	0
4t)	V. Davis, Ind.	4	72	18.0	42	0
4t)	Talib, Den.	4	62	15.5	33t	2
4t)	Moore, Den.	4	36	9.0	19	0
4t)	Woodson, Oak.	4	35	8.8	30	0
4t)	Skrine, Cle.	4	34	8.5	30	0
4t)	Nelson, Cin.	4	30	7.5	31	0
4t)	McKelvin, Buf.	4	10	2.5	9	0
11t)	Bouye, Hou.	3	120	40.0	67	1
11t)	Gay, Pit.	3	113	37.7	52t	3
11t)	Jackson, Hou.	3	97	32.3	65	0
11t)	Searcy, Buf.	3	70	23.3	32	0
11t)	R. Jones, Mia.	3	62	20.7	50	0
11t)	Gilmore, Buf.	3	61	20.3	27	0
11t)	Iloka, Cin.	3	58	19.3	28	0
11t)	McCain, Pit.	3	56	18.7	31	1
11t)	Harris, Den.	3	52	17.3	38	0
11t)	Flowers, S.D.	3	44	14.7	27	0
11t)	Kirkpatrick, Cin.	3	32	10.7	30t	1
11t)	Rolle, G.B.-Hou.	3	25	8.3	13	0
11t)	A. Jones, Cin.	3	23	7.7	12	0
11t)	Coleman, K.C.	3	12	4.0	12	0
11t)	Haden, Cle.	3	0	0.0	0	0
11t)	McCourty, Ten.	3	0	0.0	0	0

**AFC / LEADERS IN SACKS**

Rank	Player, Team	Sacks
1)	Houston, K.C. (LB)	22.0
2)	Watt, Hou. (DE)	20.5
3)	Dumervil, Bal. (LB)	17.0
4)	Ma. Williams, Buf. (DE)	14.5
5)	V. Miller, Den. (LB)	14.0
6)	Suggs, Bal. (LB)	12.0
7)	Wake, Mia. (DE)	11.5
8)	Kruger, Cle. (LB)	11.0
9t)	Dareus, Buf. (DT)	10.0
9t)	Ware, Den. (DE)	10.0
11)	Hughes, Buf. (DE)	9.5
12)	Marks, Jac. (DT)	8.5
13t)	Clemons, Jac. (DE)	8.0
13t)	Dunlap, Cin. (DE)	8.0
13t)	Ninkovich, N.E. (DE)	8.0
13t)	S. Richardson, NY-J (DE)	8.0
17t)	Heyward, Pit. (DE)	7.5
17t)	McPhee, Bal. (LB)	7.5
17t)	Worilds, Pit. (LB)	7.5
20t)	Coples, NY-J (LB)	6.5
20t)	Davis, Jac. (DE)	6.5
20t)	Morgan, Ten. (LB)	6.5
20t)	*Newsome, Ind. (LB)	6.5
20t)	Vernon, Mia. (DE)	6.5
25t)	Hali, K.C. (LB)	6.0
25t)	Harris, NY-J (LB)	6.0
25t)	Hightower, N.E. (LB)	6.0
25t)	Cha. Jones, N.E. (DE)	6.0
25t)	Poe, K.C. (NT)	6.0
25t)	Walden, Ind. (LB)	6.0
31t)	Harrison, Pit. (LB)	5.5
31t)	Wilkerson, NY-J (DE)	5.5
31t)	K. Williams, Buf. (DT)	5.5
34t)	Bailey, K.C. (DE)	5.0
34t)	D. Bryant, Cle. (DE)	5.0
34t)	Casey, Ten. (DE)	5.0
34t)	Mercilus, Hou. (LB)	5.0
34t)	Pace, NY-J (LB)	5.0
34t)	Tuck, Oak. (DE)	5.0
40t)	Liuget, S.D. (DE)	4.5
40t)	Starks, Mia. (DT)	4.5
42t)	Ayers, Ten.-N.E. (LB)	4.0
42t)	Collins, N.E. (LB)	4.0
42t)	Ingram, S.D. (LB)	4.0
42t)	D. Jackson, Ind. (LB)	4.0
42t)	*Jernigan, Bal. (DE)	4.0
42t)	*Mack, Oak. (LB)	4.0
42t)	Moats, Pit. (LB)	4.0
42t)	Werner, Ind. (LB)	4.0
50t)	Crick, Hou. (DE)	3.5
50t)	Davis, NY-J (LB)	3.5
50t)	Freeney, S.D. (LB)	3.5
50t)	Jenkins, Mia. (LB)	3.5
50t)	Redding, Ind. (DE)	3.5

**AFC / FUMBLE RECOVERIES**

Rank	Player, Team	TotRec	OffRec	DefRec
1t)	Rivers, S.D.	5	5	0
1t)	G. Smith, NY-J	5	5	0
1t)	Watt, Hou.	5	0	5
4t)	*Carr, Oak.	4	4	0
4t)	Fitzpatrick, Hou.	4	4	0
4t)	D. Jackson, Ind.	4	0	4
4t)	Jackson, Buf.	4	4	0
4t)	Luck, Ind.	4	4	0
4t)	Tannehill, Mia.	4	4	0
10t)	*Bortles, Jac.	3	3	0
10t)	Bradshaw, Ind.	3	3	0
10t)	Butler, S.D.	3	0	3
10t)	Flacco, Bal.	3	3	0
10t)	Graham, Ten.-NY-J	3	0	3
10t)	Walker, Ten.	3	3	0
10t)	Welker, Den.	3	3	0

**AFC / OFFENSIVE FUMBLE RECOVERIES**

Rank	Player, Team	Ret	Yards	Avg	Long	TD
1t)	Rivers, S.D.	5	0	0.0	0	0
1t)	G. Smith, NY-J	5	0	0.0	0	0
3t)	*Carr, Oak.	4	0	0.0	0	0
3t)	Fitzpatrick, Hou.	4	0	0.0	0	0
3t)	Jackson, Buf.	4	0	0.0	0	0
3t)	Luck, Ind.	4	0	0.0	0	0
3t)	Tannehill, Mia.	4	-6	-1.5	0	0
8t)	Bradshaw, Ind.	3	12	4.0	12	0
8t)	*Bortles, Jac.	3	0	0.0	0	0
8t)	Flacco, Bal.	3	0	0.0	0	0
8t)	Walker, Ten.	3	0	0.0	0	0
8t)	Welker, Den.	3	0	0.0	0	0
13t)	Boling, Cin.	2	0	0.0	0	0
13t)	Caldwell, Den.	2	0	0.0	0	0
13t)	Clay, Mia.	2	0	0.0	0	0
13t)	*Crowell, Cle.	2	0	0.0	0	0
13t)	Edelman, N.E.	2	0	0.0	0	0
13t)	Gresham, Cin.	2	0	0.0	0	0
13t)	Hoyer, Cle.	2	0	0.0	0	0
13t)	J. Jones, Bal.	2	0	0.0	0	0
13t)	*Landry, Mia.	2	0	0.0	0	0
13t)	Locker, Ten.	2	0	0.0	0	0
13t)	Roethlisberger, Pit.	2	0	0.0	0	0
13t)	A. Smith, K.C.	2	0	0.0	0	0
13t)	Thornton, Ind.	2	0	0.0	0	0
13t)	Vick, NY-J	2	0	0.0	0	0
13t)	Whitehurst, Ten.	2	0	0.0	0	0
13t)	Wisniewski, Oak.	2	0	0.0	0	0

**AFC / DEFENSIVE FUMBLE RECOVERIES**

Rank	Player, Team	Ret	Yards	Avg	Long	TD
1)	Watt, Hou.	5	59	11.8	45t	1
2)	D. Jackson, Ind.	4	35	8.8	35t	1
3t)	Butler, S.D.	3	0	0.0	0	0
3t)	Graham, Ten.-NY-J	3	0	0.0	0	0
5t)	Joseph, Hou.	2	73	36.5	49	0
5t)	Stuckey, S.D.	2	53	26.5	53t	1
5t)	*Williamson, Ten.	2	43	21.5	41	0
5t)	Haden, Cle.	2	34	17.0	34	0
5t)	Collins, N.E.	2	3	1.5	3	0
5t)	D. Williams, Buf.	2	3	1.5	3	0
5t)	Robey, Buf.	2	2	1.0	2	0
5t)	Adams, Ind.	2	0	0.0	0	0
5t)	Davis, NY-J	2	0	0.0	0	0
5t)	Davis, Jac.	2	0	0.0	0	0
5t)	Delmas, Mia.	2	0	0.0	0	0
5t)	Liuget, S.D.	2	0	0.0	0t	1
5t)	*T. Smith, Jac.	2	0	0.0	0	0
5t)	Trusnik, Mia.	2	0	0.0	0	0
5t)	Tyson, Bal.	2	0	0.0	0	0
5t)	Worilds, Pit.	2	0	0.0	0	0
5t)	Zombo, K.C.	2	0	0.0	0	0
5t)	Evans, Jac.	2	-2	-1.0	0	0



AFC / LEADING PUNTERS

Rank	Player, Team	No	Yards	Lg	Avg	TB	Blk	Dwn	OB	Opp Ret	Ret Yds	In 20	Net Avg
1)	Anger, Jac.	94	4464	69	47.5	10	2	5	7	52	464	25	39.6
2)	Koch, Bal.	60	2841	73	47.4	4	0	8	11	23	166	26	43.3
3)	Huber, Cin.	73	3419	69	46.8	6	0	14	8	30	226	27	42.1
4)	Kern, Ten.	88	4118	79	46.8	7	1	6	7	43	350	28	40.8
5)	McAfee, Ind.	69	3221	61	46.7	3	0	5	7	35	205	30	42.8
6)	Allen, N.E.	66	3060	67	46.4	6	1	10	6	29	267	25	39.9
7)	Fields, Mia.	58	2688	60	46.3	3	1	3	5	36	349	21	38.6
8)	Lechler, Hou.	83	3845	71	46.3	10	1	13	4	32	396	27	38.7
9)	Quigley, NY-J	78	3580	69	45.9	9	1	9	12	25	250	23	39.9
10)	Scifres, S.D.	55	2516	72	45.7	6	1	9	7	21	216	21	38.9
11)	King, Oak.	109	4930	62	45.2	3	0	21	5	47	513	31	40.0
12)	Colquitt, K.C.	71	3164	69	44.6	5	0	13	4	29	190	31	40.5
13)	Lanning, Cle.	93	4119	59	44.3	9	0	11	5	42	295	25	39.2
14)	Colquitt, Den.	69	3048	65	44.2	4	0	7	6	33	371	25	37.6
15)	Wing, Pit.	61	2667	74	43.7	4	0	9	3	27	220	20	38.8
16)	Schmidt, Buf.	86	3692	67	42.9	6	0	11	11	38	246	31	38.7

**AFC / LEADING PUNTERS, NET AVERAGE**

Rank	Player, Team	No	Yards	Lg	Avg	TB	Blk	Dwn	OB	Opp Ret	Ret Yds	In 20	Net Avg
1)	Koch, Bal.	60	2841	73	47.4	4	0	8	11	23	166	26	43.3
2)	McAfee, Ind.	69	3221	61	46.7	3	0	5	7	35	205	30	42.8
3)	Huber, Cin.	73	3419	69	46.8	6	0	14	8	30	226	27	42.1
4)	Kern, Ten.	88	4118	79	46.8	7	1	6	7	43	350	28	40.8
5)	Colquitt, K.C.	71	3164	69	44.6	5	0	13	4	29	190	31	40.5
6)	King, Oak.	109	4930	62	45.2	3	0	21	5	47	513	31	40.0
7)	Allen, N.E.	66	3060	67	46.4	6	1	10	6	29	267	25	39.9
8)	Quigley, NY-J	78	3580	69	45.9	9	1	9	12	25	250	23	39.9
9)	Anger, Jac.	94	4464	69	47.5	10	2	5	7	52	464	25	39.6
10)	Lanning, Cle.	93	4119	59	44.3	9	0	11	5	42	295	25	39.2
11)	Scifres, S.D.	55	2516	72	45.7	6	1	9	7	21	216	21	38.9
12)	Wing, Pit.	61	2667	74	43.7	4	0	9	3	27	220	20	38.8
13)	Lechler, Hou.	83	3845	71	46.3	10	1	13	4	32	396	27	38.7
14)	Schmidt, Buf.	86	3692	67	42.9	6	0	11	11	38	246	31	38.7
15)	Fields, Mia.	58	2688	60	46.3	3	1	3	5	36	349	21	38.6
16)	Colquitt, Den.	69	3048	65	44.2	4	0	7	6	33	371	25	37.6

AFC / TOUCHBACKS ON KICKOFFS

Rank	Player, Team	TB
1)	McAfee, Ind.	70
2)	McManus, Den.	64
3)	Tucker, Bal.	60
4)	Gostkowski, N.E.	53
5)	Gay, Buf.	49
6)	Bullock, Hou.	40
7)	Cundiff, Cle.	39
8t)	Nugent, Cin.	37
8t)	Scobee, Jac.	37
8t)	Sturgis, Mia.	37
11)	Janikowski, Oak.	34
12)	Suisham, Pit.	32
13)	Succop, Ten.	31
14)	*Santos, K.C.	26
15)	Folk, NY-J	21
16)	Novak, S.D.	10
17)	Lanning, Cle.	1

**AFC / PUNT RETURN LEADERS**

Rank	Player, Team	Ret	FC	Yards	Avg	Long	TD
1)	Edelman, N.E.	25	6	299	12.0	84t	1
2)	*Thomas, K.C.	34	0	405	11.9	81t	1
3)	A. Jones, Cin.	22	1	262	11.9	47	0
4)	A. Brown, Pit.	30	16	319	10.6	71t	1
5)	J. Jones, Bal.	30	17	275	9.2	45	0
6)	McKelvin, Buf.	21	8	183	8.7	24	0
7)	*Landry, Mia.	25	19	204	8.2	32	0
8)	Kerley, NY-J	25	13	199	8.0	41	0
9)	*Carrie, Oak.	26	11	195	7.5	27	0
10)	*Burse, Den.	29	24	211	7.3	22	0
11)	Whalen, Ind.	26	17	187	7.2	22	0
12)	Sanders, Jac.	32	10	227	7.1	23	0
13)	McCluster, Ten.	22	14	155	7.0	48	0
14)	K. Martin, Hou.	25	24	154	6.2	21	0

AFC / KICKOFF RETURN LEADERS

Rank	Player, Team	Ret	Yards	Avg	Long	TD
1)	A. Jones, Cin.	27	844	31.3	97	0
2)	J. Jones, Bal.	32	978	30.6	108t	1
3)	K. Davis, K.C.	29	829	28.6	99t	1
4)	*Landry, Mia.	34	954	28.1	74	0
5)	Todman, Jac.	38	972	25.6	40	0
6)	Wheaton, Pit.	20	494	24.7	41	0
7)	Harvin, Sea.-NY-J	32	778	24.3	65	0
8)	Amendola, N.E.	20	482	24.1	81	0
9)	L. Washington, Ten.	31	738	23.8	52	0

**NFC / LEADING SCORERS, NONKICKERS**

Rank	Player, Team	TD	Rush	Rec	Ret	X2	Pts
1)	Lynch, Sea. (RB)	17	13	4	0	0	102
2)	Bryant, Dal. (WR)	16	0	16	0	0	96
3t)	Lacy, G.B. (RB)	13	9	4	0	0	78
3t)	Murray, Dal. (RB)	13	13	0	0	0	78
3t)	Nelson, G.B. (WR)	13	0	13	0	0	78
6)	Cobb, G.B. (WR)	12	0	12	0	1	74
7t)	*Beckham, NY-G (WR)	12	0	12	0	0	72
7t)	*Evans, T.B. (WR)	12	0	12	0	0	72
9t)	Asiata, Min. (RB)	10	9	1	0	2	64
9t)	Forte, Chi. (RB)	10	6	4	0	2	64
11t)	J. Graham, N.O. (TE)	10	0	10	0	0	60
11t)	Jeffery, Chi. (WR)	10	0	10	0	0	60
11t)	Maclin, Phi. (WR)	10	0	10	0	0	60
14t)	*Benjamin, Car. (WR)	9	0	9	0	0	54
14t)	Ingram, N.O. (RB)	9	9	0	0	0	54
16t)	Bell, Det. (RB)	8	7	1	0	0	48
16t)	C. Johnson, Det. (WR)	8	0	8	0	0	48
16t)	Marshall, Chi. (WR)	8	0	8	0	0	48
16t)	*J. Matthews, Phi. (WR)	8	0	8	0	0	48
16t)	Morris, Was. (RB)	8	8	0	0	0	48
16t)	Sproles, Phi. (RB)	8	6	0	2	0	48
16t)	T. Williams, Dal. (WR)	8	0	8	0	0	48
23t)	White, Atl. (WR)	7	0	7	0	0	42
23t)	*A. Williams, NY-G (RB)	7	7	0	0	0	42
25)	Bennett, Chi. (TE)	6	0	6	0	2	40
26t)	Donnell, NY-G (TE)	6	0	6	0	0	36
26t)	Floyd, Ariz (WR)	6	0	6	0	0	36
26t)	D. Jackson, Was. (WR)	6	0	6	0	0	36
26t)	S. Jackson, Atl. (RB)	6	6	0	0	0	36
26t)	Jennings, Min. (WR)	6	0	6	0	0	36
26t)	J. Jones, Atl. (WR)	6	0	6	0	0	36
26t)	Olsen, Car. (TE)	6	0	6	0	0	36
26t)	Wilson, Sea. (QB)	6	6	0	0	0	36
34t)	Boldin, S.F. (WR)	5	0	5	0	0	30
34t)	*Joh. Brown, Ariz (WR)	5	0	5	0	0	30
34t)	Colston, N.O. (WR)	5	0	5	0	0	30
34t)	Ellington, Ariz (RB)	5	3	2	0	0	30
34t)	Gore, S.F. (RB)	5	4	1	0	0	30
34t)	Hill, N.O. (TE)	5	0	5	0	0	30
34t)	Kendricks, St.L (TE)	5	0	5	0	0	30
34t)	*Mason, St.L (RB)	5	4	1	0	0	30
34t)	McCoy, Phi. (RB)	5	5	0	0	0	30
34t)	Newton, Car. (QB)	5	5	0	0	0	30
34t)	Polk, Phi. (RB)	5	4	0	1	0	30
34t)	A. Smith, Atl. (RB)	5	2	3	0	0	30
34t)	Witten, Dal. (TE)	5	0	5	0	0	30
34t)	Young, Was. (RB)	5	3	2	0	0	30
48)	Taylor, Ariz (RB)	4	1	3	0	1	26
49t)	Beasley, Dal. (WR)	4	0	4	0	0	24
49t)	*Cooks, N.O. (WR)	4	1	3	0	0	24
49t)	Crabtree, S.F. (WR)	4	0	4	0	0	24
49t)	B. Cunningham, St.L (RB)	4	3	1	0	0	24
49t)	Escobar, Dal. (TE)	4	0	4	0	0	24
49t)	Fells, NY-G (TE)	4	0	4	0	0	24
49t)	Hester, Atl. (WR)	4	1	2	1	0	24
49t)	*Hyde, S.F. (RB)	4	4	0	0	0	24
49t)	Jennings, NY-G (RB)	4	4	0	0	0	24
49t)	Riddick, Det. (RB)	4	0	4	0	0	24
49t)	Stewart, Car. (RB)	4	3	1	0	0	24
49t)	Tate, Cle.-Min. (RB)	4	4	0	0	0	24
49t)	Tate, Det. (WR)	4	0	4	0	0	24

**NFC / LEADING SCORERS, KICKERS**

Rank	Player, Team	PAT	FG	Pct	Long	Pts
1)	*Parkey, Phi.	54/54	32/36	.889	54	150
2t)	Crosby, G.B.	53/55	27/33	.818	55	134
2t)	Hauschka, Sea.	41/41	31/37	.838	58	134
4)	Bailey, Dal.	56/56	25/29	.862	56	131
5)	Bryant, Atl.	40/40	29/32	.906	54	127
6)	Gano, Car.	34/34	29/35	.829	53	121
7)	J. Brown, NY-G	44/44	24/26	.923	53	116
8)	*Catanzaro, Ariz	27/27	29/33	.879	51	114
9)	Dawson, S.F.	33/33	25/31	.806	55	108
10)	Walsh, Min.	29/29	26/35	.743	55	107
11)	Zuerlein, St.L	34/35	24/30	.800	56	106
12t)	Forbath, Was.	31/32	24/27	.889	49	103
12t)	S. Graham, N.O.	46/47	19/22	.864	50	103
14)	*Murray, T.B.	31/31	20/24	.833	55	91
15)	Prater, Den.-Det.	21/21	21/26	.808	52	84
16)	Gould, Chi.	28/29	9/12	.750	45	55
17)	*Freese, Det.	6/ 6	3/ 7	.429	30	15
18)	Feely, Chi.	5/ 6	3/ 4	.750	48	14
19)	Henery, Det.	5/ 5	1/ 5	.200	51	8



NFC / LEADING PASSERS

Player, Team	Att	Comp	Pct Comp	Yds	Avg Gain	TD	Pct TD	Long	Int	Pct Int	Rating Points
Romo, Dal.	435	304	69.9	3705	8.52	34	7.8	68t	9	2.1	113.2
A. Rodgers, G.B.	520	341	65.6	4381	8.43	38	7.3	80t	5	1.0	112.2
Brees, N.O.	659	456	69.2	4952	7.51	33	5.0	69t	17	2.6	97.0
C. Palmer, Ariz	224	141	62.9	1626	7.26	11	4.9	80t	3	1.3	95.6
Wilson, Sea.	452	285	63.1	3475	7.69	20	4.4	80t	7	1.5	95.0
Ryan, Atl.	628	415	66.1	4694	7.47	28	4.5	79	14	2.2	93.9
E. Manning, NY-G	601	379	63.1	4410	7.34	30	5.0	80t	14	2.3	92.1
Cutler, Chi.	561	370	66.0	3812	6.80	28	5.0	74	18	3.2	88.6
Sanchez, Phi.	309	198	64.1	2418	7.83	14	4.5	72	11	3.6	88.4
Kaepernick, S.F.	478	289	60.5	3369	7.05	19	4.0	80t	10	2.1	86.4
Stafford, Det.	602	363	60.3	4257	7.07	22	3.7	73t	12	2.0	85.7
*Bridgewater, Min.	402	259	64.4	2919	7.26	14	3.5	87t	12	3.0	85.2
A. Davis, St.L	284	180	63.4	2001	7.05	12	4.2	59t	9	3.2	85.1
Hill, St.L	229	145	63.3	1657	7.24	8	3.5	63t	7	3.1	83.9
Newton, Car.	448	262	58.5	3127	6.98	18	4.0	51	12	2.7	82.1
Foles, Phi.	311	186	59.8	2163	6.95	13	4.2	68t	10	3.2	81.4
Stanton, Ariz	240	132	55.0	1711	7.13	7	2.9	49	5	2.1	78.7
McCown, T.B.	327	184	56.3	2206	6.75	11	3.4	56t	14	4.3	70.5

NFC / LEADING PASSERS, RANKS

Player, Team	Att	Comp	Pct Comp	Yds	Avg Gain	TD	Pct TD	Long	Int	Pct Int	Rating Points
Romo, Dal.	10	7	1	7	1	2	1		6t	5	1
A. Rodgers, G.B.	6	6	5	4	2	1	2		2t	1	2
Brees, N.O.	1	1	2	1	5	3	3		17	10	3
C. Palmer, Ariz	18	18	12	20	9	15t	6		1	2	4
Wilson, Sea.	8	9	11	8	4	8	9		4t	3	5
Ryan, Atl.	2	2	3	2	6	5t	8		14t	8	6
E. Manning, NY-G	4	3	10	3	7	4	4		14t	9	7
Cutler, Chi.	5	4	4	6	17	5t	5		18	15	8
Sanchez, Phi.	14	12	7	12	3	11t	7		10	17	9
Kaepernick, S.F.	7	8	13	9	13	9	13		8t	7	10
Stafford, Det.	3	5	14	5	12	7	14		11t	4	11
*Bridgewater, Min.	11	11	6	11	8	11t	16		11t	12	12
A. Davis, St.L	15	15	8	15	14	14	10		6t	14	13
Hill, St.L	17	17	9	19	10	19	15		4t	13	14
Newton, Car.	9	10	16	10	15	10	12		11t	11	15
Foles, Phi.	13	13	15	14	16	13	11		8t	16	16
Stanton, Ariz	16	19	18	16	11	20	18		2t	6	17
McCown, T.B.	12	14	17	13	18	15t	17		14t	18	18

**NFC / FOURTH-QUARTER PASSING LEADERS**

Rank	Player, Team	Att	Comp	Comp%	Yards	YPA	TD	TD%	Int	Int%	Rating
1)	C. Palmer, Ariz	50	34	68.0	401	8.02	4	8.0	0	0.0	118.8
2)	Newton, Car.	96	59	61.5	794	8.27	9	9.4	2	2.1	110.3
3)	Glennon, T.B.	70	42	60.0	525	7.50	5	7.1	0	0.0	107.1
4)	A. Rodgers, G.B.	96	64	66.7	769	8.01	7	7.3	2	2.1	106.6
5)	Brees, N.O.	184	123	66.8	1297	7.05	11	6.0	3	1.6	100.3
6)	Romo, Dal.	89	61	68.5	656	7.37	6	6.7	3	3.4	98.3
7)	Wilson, Sea.	101	60	59.4	721	7.14	7	6.9	2	2.0	96.2
8)	*Bridgewater, Min.	118	79	66.9	917	7.77	2	1.7	1	0.8	92.4
9)	E. Manning, NY-G	169	102	60.4	1133	6.70	8	4.7	4	2.4	86.2
10)	Sanchez, Phi.	74	50	67.6	566	7.65	4	5.4	4	5.4	85.8
11)	Ryan, Atl.	178	110	61.8	1175	6.60	7	3.9	4	2.2	84.8
12)	Stanton, Ariz	56	30	53.6	427	7.63	2	3.6	1	1.8	83.0
13)	Cutler, Chi.	145	89	61.4	908	6.26	8	5.5	6	4.1	80.5
14)	McCown, T.B.	107	64	59.8	793	7.41	5	4.7	5	4.7	78.9
15)	Foles, Phi.	64	32	50.0	496	7.75	3	4.7	2	3.1	78.6
16)	Stafford, Det.	154	83	53.9	961	6.24	6	3.9	3	1.9	77.9
17)	Griffin III, Was.	67	46	68.7	391	5.84	0	0.0	2	3.0	71.2
18)	Hill, St.L	62	39	62.9	468	7.55	2	3.2	4	6.5	69.8
19)	A. Davis, St.L	123	71	57.7	809	6.58	4	3.3	6	4.9	68.1
20)	Cousins, Was.	49	29	59.2	413	8.43	3	6.1	5	10.2	67.3
21)	Kaepernick, S.F.	118	68	57.6	690	5.85	0	0.0	4	3.4	60.3

NFC / THIRD-DOWN PASSING LEADERS

Rank	Player, Team	Att	Comp	Comp%	Yards	YPA	TD	TD%	Int	Int%	Rating
1)	A. Rodgers, G.B.	134	81	60.4	1228	9.16	15	11.2	2	1.5	121.7
2)	Romo, Dal.	126	85	67.5	1097	8.71	11	8.7	2	1.6	117.1
3)	E. Manning, NY-G	184	117	63.6	1492	8.11	10	5.4	5	2.7	95.7
4)	*Bridgewater, Min.	108	74	68.5	914	8.46	4	3.7	3	2.8	95.2
5)	Ryan, Atl.	159	92	57.9	1342	8.44	7	4.4	2	1.3	94.9
6)	Stafford, Det.	174	100	57.5	1430	8.22	10	5.7	5	2.9	91.4
7)	Kaepernick, S.F.	136	84	61.8	1146	8.43	7	5.1	5	3.7	90.5
8)	Cutler, Chi.	142	85	59.9	1007	7.09	10	7.0	7	4.9	84.4
9)	Sanchez, Phi.	94	55	58.5	763	8.12	6	6.4	5	5.3	83.8
10)	Brees, N.O.	163	104	63.8	1297	7.96	10	6.1	10	6.1	83.3
11)	Wilson, Sea.	128	78	60.9	985	7.70	2	1.6	4	3.1	77.1
12)	McCown, T.B.	92	51	55.4	612	6.65	4	4.3	4	4.3	72.4
13)	Foles, Phi.	83	45	54.2	528	6.36	2	2.4	2	2.4	71.8
14)	Newton, Car.	122	69	56.6	829	6.80	5	4.1	6	4.9	70.7

**NFC / LEADING RUSHERS**

Rank	Player, Team	Att	Yards	Avg	Long	TD
1)	Murray, Dal.	392	1845	4.7	51	13
2)	McCoy, Phi.	312	1319	4.2	53	5
3)	Lynch, Sea.	280	1306	4.7	79t	13
4)	Lacy, G.B.	246	1139	4.6	44t	9
5)	Gore, S.F.	255	1106	4.3	52t	4
6)	Morris, Was.	265	1074	4.1	30	8
7)	Forte, Chi.	266	1038	3.9	32	6
8)	Ingram, N.O.	226	964	4.3	31	9
9)	Bell, Det.	223	860	3.9	57	7
10)	Wilson, Sea. (QB)	118	849	7.2	55	6
11)	Stewart, Car.	175	809	4.6	69t	3
12)	*Mason, St.L	179	765	4.3	89t	4
13)	*A. Williams, NY-G	217	721	3.3	50t	7
14)	S. Jackson, Atl.	190	707	3.7	55	6
15)	Ellington, Ariz	201	660	3.3	22	3
16t)	Jennings, NY-G	167	639	3.8	18	4
16t)	Kaepernick, S.F. (QB)	104	639	6.1	90t	1
18)	Asiata, Min.	164	570	3.5	19	9
19)	Newton, Car. (QB)	103	539	5.2	22	5
20)	*McKinnon, Min.	113	538	4.8	55	0
21)	Martin, T.B.	134	494	3.7	63	2
22)	Rainey, T.B.	94	406	4.3	31	1
23)	Tate, Cle.-Min.	119	371	3.1	25	4
24)	K. Robinson, N.O.	76	362	4.8	62	3
25)	Randle, Dal.	51	343	6.7	65t	3
26t)	*Hyde, S.F.	83	333	4.0	28	4
26t)	Starks, G.B.	85	333	3.9	41	2
28)	Sproles, Phi.	57	329	5.8	49t	6
29)	Turbin, Sea.	74	310	4.2	17	0
30)	Bush, Det.	76	297	3.9	26t	2
31)	Stacy, St.L	76	293	3.9	16	1
32)	A. Rodgers, G.B. (QB)	43	269	6.3	19	2
33)	*Freeman, Atl.	65	248	3.8	31t	1
34t)	B. Cunningham, St.L	66	246	3.7	20	3
34t)	K. Williams, Ariz	53	246	4.6	19	0
36)	Austin, St.L (WR)	36	224	6.2	19	2
37)	Thomas, N.O.	45	222	4.9	27t	2
38)	D. Williams, Car.	62	219	3.5	17	0
39)	Rodgers, Atl.	58	217	3.7	17t	1
40)	Helu, Was.	40	216	5.4	18	1
41)	*Bridgewater, Min. (QB)	47	209	4.4	16	1
42)	Taylor, Ariz	63	208	3.3	21	1
43)	Cutler, Chi. (QB)	39	191	4.9	25	2
44)	*Sims, T.B.	66	185	2.8	20	1
45)	Griffin III, Was. (QB)	38	176	4.6	23	1
46)	Michael, Sea.	34	175	5.1	45	0
47)	Polk, Phi.	46	172	3.7	22	4
48)	*Carey, Chi.	36	158	4.4	15	0
49t)	Ryan, Atl. (QB)	29	145	5.0	15	0
49t)	Whittaker, Car.	32	145	4.5	17	1



NFC / THIRD-AND-ONE RUSHING LEADERS

Rank	Player, Team	Att	FD	Pct
1t)	Martin, T.B.	5	5	100.0
1t)	Bell, Det.	4	4	100.0
1t)	Rodgers, Atl.	4	4	100.0
4)	Lynch, Sea.	13	12	92.3
5)	Newton, Car.	11	10	90.9
6)	*A. Williams, NY-G	7	6	85.7
7t)	Collins, Det.	6	5	83.3
7t)	Jennings, NY-G	6	5	83.3
9)	Johnson, N.O.	5	4	80.0
10)	S. Jackson, Atl.	9	7	77.8
11)	Murray, Dal.	19	14	73.7
12)	Asiata, Min.	11	8	72.7
13t)	Forte, Chi.	14	10	71.4
13t)	Lacy, G.B.	7	5	71.4
15)	Gore, S.F.	10	6	60.0
16t)	Kaepernick, S.F.	7	4	57.1
16t)	McCoy, Phi.	7	4	57.1

**NFC / LEADERS IN RECEPTIONS**

Rank	Player, Team	Rec	Yards	Avg	Long	TD
1)	J. Jones, Atl.	104	1593	15.3	79	6
2)	Forte, Chi. (RB)	102	808	7.9	56	4
3)	Tate, Det.	99	1331	13.4	73t	4
4)	Nelson, G.B.	98	1519	15.5	80t	13
5t)	*Beckham, NY-G	91	1305	14.3	80t	12
5t)	Cobb, G.B.	91	1287	14.1	70t	12
7)	Bennett, Chi. (TE)	90	916	10.2	37	6
8)	Bryant, Dal.	88	1320	15.0	68t	16
9t)	Maclin, Phi.	85	1318	15.5	72	10
9t)	Jeffery, Chi.	85	1133	13.3	74	10
9t)	J. Graham, N.O. (TE)	85	889	10.5	29	10
12)	Olsen, Car. (TE)	84	1008	12.0	38	6
13)	Boldin, S.F.	83	1062	12.8	76t	5
14)	White, Atl.	80	921	11.5	39	7
15)	*Benjamin, Car.	73	1008	13.8	51	9
16t)	C. Johnson, Det.	71	1077	15.2	67t	8
16t)	Randle, NY-G	71	938	13.2	49	3
18)	Jackson, T.B.	70	1002	14.3	50	2
19t)	*Evans, T.B.	68	1051	15.5	56t	12
19t)	Garcon, Was.	68	752	11.1	70t	3
19t)	Crabtree, S.F.	68	698	10.3	51	4
22)	*J. Matthews, Phi.	67	872	13.0	44t	8
23)	Baldwin, Sea.	66	825	12.5	49	3
24)	Witten, Dal. (TE)	64	703	11.0	34	5
25t)	Stills, N.O.	63	931	14.8	69t	3
25t)	Fitzgerald, Ariz	63	784	12.4	80t	2
25t)	Donnell, NY-G (TE)	63	623	9.9	32	6
28)	Marshall, Chi.	61	721	11.8	47	8
29t)	Colston, N.O.	59	902	15.3	57	5
29t)	Jennings, Min.	59	742	12.6	38	6
31)	Ertz, Phi. (TE)	58	702	12.1	35t	3
32)	Murray, Dal. (RB)	57	416	7.3	34	0
33)	D. Jackson, Was.	56	1169	20.9	81t	6
34)	Cooper, Phi.	55	577	10.5	50	3
35)	*Cooks, N.O.	53	550	10.4	50t	3
36)	Cook, St.L (TE)	52	634	12.2	59t	3
37)	Douglas, Atl.	51	556	10.9	41	2
38)	Reed, Was. (TE)	50	465	9.3	30	0
39t)	Britt, St.L	48	748	15.6	63t	3
39t)	*Joh. Brown, Ariz	48	696	14.5	75t	5
39t)	Cotchery, Car.	48	580	12.1	47	1
42)	Floyd, Ariz	47	841	17.9	63	6
43)	Ellington, Ariz (RB)	46	395	8.6	81t	2
44t)	Thomas, N.O. (RB)	45	378	8.4	39	1
44t)	B. Cunningham, St.L (RB)	45	352	7.8	19	1
46)	Asiata, Min. (RB)	44	312	7.1	41	1
47t)	Wright, Min.	42	588	14.0	87t	2
47t)	Helu, Was. (RB)	42	477	11.4	55	2
47t)	Lacy, G.B. (RB)	42	427	10.2	67	4
50t)	Sproles, Phi. (RB)	40	387	9.7	57	0
50t)	Bush, Det. (RB)	40	253	6.3	28	0

**NFC / RECEIVING YARDAGE LEADERS**

Rank	Player, Team	Yards	Rec	Avg	Long	TD
1)	J. Jones, Atl.	1593	104	15.3	79	6
2)	Nelson, G.B.	1519	98	15.5	80t	13
3)	Tate, Det.	1331	99	13.4	73t	4
4)	Bryant, Dal.	1320	88	15.0	68t	16
5)	Maclin, Phi.	1318	85	15.5	72	10
6)	*Beckham, NY-G	1305	91	14.3	80t	12
7)	Cobb, G.B.	1287	91	14.1	70t	12
8)	D. Jackson, Was.	1169	56	20.9	81t	6
9)	Jeffery, Chi.	1133	85	13.3	74	10
10)	C. Johnson, Det.	1077	71	15.2	67t	8
11)	Boldin, S.F.	1062	83	12.8	76t	5
12)	*Evans, T.B.	1051	68	15.5	56t	12
13t)	*Benjamin, Car.	1008	73	13.8	51	9
13t)	Olsen, Car. (TE)	1008	84	12.0	38	6
15)	Jackson, T.B.	1002	70	14.3	50	2
16)	Randle, NY-G	938	71	13.2	49	3
17)	Stills, N.O.	931	63	14.8	69t	3
18)	White, Atl.	921	80	11.5	39	7
19)	Bennett, Chi. (TE)	916	90	10.2	37	6
20)	Colston, N.O.	902	59	15.3	57	5
21)	J. Graham, N.O. (TE)	889	85	10.5	29	10
22)	*J. Matthews, Phi.	872	67	13.0	44t	8
23)	Floyd, Ariz	841	47	17.9	63	6
24)	Baldwin, Sea.	825	66	12.5	49	3
25)	Forte, Chi. (RB)	808	102	7.9	56	4
26)	Fitzgerald, Ariz	784	63	12.4	80t	2
27)	Garcon, Was.	752	68	11.1	70t	3
28)	Britt, St.L	748	48	15.6	63t	3
29)	Jennings, Min.	742	59	12.6	38	6
30)	Marshall, Chi.	721	61	11.8	47	8
31)	Witten, Dal. (TE)	703	64	11.0	34	5
32)	Ertz, Phi. (TE)	702	58	12.1	35t	3
33)	Crabtree, S.F.	698	68	10.3	51	4
34)	*Joh. Brown, Ariz	696	48	14.5	75t	5
35)	Cook, St.L (TE)	634	52	12.2	59t	3
36)	Donnell, NY-G (TE)	623	63	9.9	32	6
37)	T. Williams, Dal.	621	37	16.8	51	8
38)	Wright, Min.	588	42	14.0	87t	2
39)	Cotchery, Car.	580	48	12.1	47	1
40)	Cooper, Phi.	577	55	10.5	50	3
41)	Douglas, Atl.	556	51	10.9	41	2
42)	*Cooks, N.O.	550	53	10.4	50t	3
43)	Kearse, Sea.	537	38	14.1	60	1
44)	Paul, Was. (TE)	507	39	13.0	50	1
45)	Hester, Atl.	504	38	13.3	46	2
46)	Helu, Was. (RB)	477	42	11.4	55	2
47)	Charle. Johnson, ALL tot	475	31	15.3	56t	2
48)	Reed, Was. (TE)	465	50	9.3	30	0
49)	Roberts, Was.	453	36	12.6	61	2
50)	*D. Adams, G.B.	446	38	11.7	45	3

**NFC / THIRD-DOWN RECEIVING LEADERS**

Rank	Player, Team	Rec	Yards	Avg	Long	TD
1)	Tate, Det.	34	536	15.8	73t	3
2t)	Boldin, S.F.	30	444	14.8	76t	3
2t)	*Beckham, NY-G	30	412	13.7	80t	5
4t)	Nelson, G.B.	28	465	16.6	73t	5
4t)	J. Jones, Atl.	28	427	15.3	39	1
6t)	Cobb, G.B.	26	437	16.8	70t	6
6t)	Witten, Dal. (TE)	26	249	9.6	21	2
8)	Baldwin, Sea.	25	313	12.5	49	1
9t)	*J. Matthews, Phi.	24	359	15.0	36	3
9t)	*Benjamin, Car.	24	348	14.5	51	3
9t)	Bennett, Chi. (TE)	24	275	11.5	37	3
12t)	White, Atl.	23	313	13.6	32	2
12t)	Ertz, Phi. (TE)	23	295	12.8	26	2
14t)	J. Graham, N.O. (TE)	22	216	9.8	29	4
14t)	Crabtree, S.F.	22	207	9.4	25	2
16t)	Stillis, N.O.	21	361	17.2	69t	2
16t)	Fitzgerald, Ariz	21	349	16.6	80t	1
16t)	*Evans, T.B.	21	296	14.1	34	4
16t)	Jeffery, Chi.	21	278	13.2	31	3
16t)	Donnell, NY-G (TE)	21	235	11.2	30	1
16t)	Forte, Chi. (RB)	21	233	11.1	56	0
22t)	C. Johnson, Det.	20	356	17.8	67t	3
22t)	Parker, NY-G	20	274	13.7	42	1
22t)	Olsen, Car. (TE)	20	193	9.7	20	2
25t)	Jennings, Min.	19	245	12.9	38	2
25t)	B. Cunningham, St.L (RB)	19	141	7.4	19	1
27t)	Jackson, T.B.	18	273	15.2	40	2
27t)	Bryant, Dal.	18	272	15.1	44	3
27t)	Reed, Was. (TE)	18	132	7.3	17	0
30t)	Wright, Min.	17	332	19.5	87t	1
30t)	Hester, Atl.	17	254	14.9	36t	2
30t)	Roberts, Was.	17	229	13.5	61	0
30t)	Helu, Was. (RB)	17	157	9.2	31	0
34t)	*Joh. Brown, Ariz	16	304	19.0	75t	2
34t)	Maclin, Phi.	16	263	16.4	72	0
34t)	Cook, St.L (TE)	16	163	10.2	39	0
37t)	Randle, NY-G	15	253	16.9	36	2
37t)	Sproles, Phi. (RB)	15	139	9.3	24	0
37t)	Asiata, Min. (RB)	15	116	7.7	41	0
40)	Marshall, Chi.	14	207	14.8	47	5
41t)	Britt, St.L	13	216	16.6	43	1
41t)	Beasley, Dal.	13	164	12.6	45t	2
43t)	Floyd, Ariz	12	214	17.8	45	2
43t)	*Cooks, N.O.	12	161	13.4	40	0
43t)	Lynch, Sea. (RB)	12	115	9.6	30	1
43t)	Bush, Det. (RB)	12	78	6.5	15	0
47t)	Colston, N.O.	11	215	19.5	36t	1
47t)	Cooper, Phi.	11	158	14.4	50	2
47t)	Cotchery, Car.	11	143	13.0	30	0
47t)	*D. Adams, G.B.	11	133	12.1	45	1
47t)	Bell, Det. (RB)	11	107	9.7	21	0



NFC / MOST YARDS FROM SCRIMMAGE

Rank	Player, Team	Total			Rushing			Receiving		
		Yards	Att+Rec	Avg	Yards	Att	Avg	Yards	Rec	Avg
1)	Murray, Dal. (RB)	2261	449	5.0	1845	392	4.7	416	57	7.3
2)	Forte, Chi. (RB)	1846	368	5.0	1038	266	3.9	808	102	7.9
3)	Lynch, Sea. (RB)	1673	317	5.3	1306	280	4.7	367	37	9.9
4)	J. Jones, Atl. (WR)	1594	105	15.2	1	1	1.0	1593	104	15.3
5)	Lacy, G.B. (RB)	1566	288	5.4	1139	246	4.6	427	42	10.2
6)	Nelson, G.B. (WR)	1519	98	15.5	0	0	---	1519	98	15.5
7)	McCoy, Phi. (RB)	1474	340	4.3	1319	312	4.2	155	28	5.5
8)	Tate, Det. (WR)	1361	104	13.1	30	5	6.0	1331	99	13.4
9)	*Beckham, NY-G (WR)	1340	98	13.7	35	7	5.0	1305	91	14.3
10)	Cobb, G.B. (WR)	1324	102	13.0	37	11	3.4	1287	91	14.1
11)	Bryant, Dal. (WR)	1320	88	15.0	0	0	---	1320	88	15.0
12)	Maclin, Phi. (WR)	1318	85	15.5	0	0	---	1318	85	15.5
13)	Morris, Was. (RB)	1229	282	4.4	1074	265	4.1	155	17	9.1
14)	Gore, S.F. (RB)	1217	266	4.6	1106	255	4.3	111	11	10.1
15)	Bell, Det. (RB)	1182	257	4.6	860	223	3.9	322	34	9.5
16)	D. Jackson, Was. (WR)	1176	60	19.6	7	4	1.8	1169	56	20.9
17)	Jeffery, Chi. (WR)	1166	91	12.8	33	6	5.5	1133	85	13.3
18)	Ingram, N.O. (RB)	1109	255	4.3	964	226	4.3	145	29	5.0
19)	C. Johnson, Det. (WR)	1077	71	15.2	0	0	---	1077	71	15.2
20)	Boldin, S.F. (WR)	1066	84	12.7	4	1	4.0	1062	83	12.8
21)	Ellington, Ariz (RB)	1055	247	4.3	660	201	3.3	395	46	8.6
22)	*Evans, T.B. (WR)	1051	68	15.5	0	0	---	1051	68	15.5
23t)	*Benjamin, Car. (WR)	1008	73	13.8	0	0	---	1008	73	13.8
23t)	Olsen, Car. (TE)	1008	84	12.0	0	0	---	1008	84	12.0
25)	Jackson, T.B. (WR)	1002	70	14.3	0	0	---	1002	70	14.3
26)	Stewart, Car. (RB)	990	200	5.0	809	175	4.6	181	25	7.2
27)	Randle, NY-G (WR)	938	71	13.2	0	0	---	938	71	13.2
28)	Stills, N.O. (WR)	929	64	14.5	-2	1	-2.0	931	63	14.8
29)	White, Atl. (WR)	921	80	11.5	0	0	---	921	80	11.5
30)	Bennett, Chi. (TE)	916	90	10.2	0	0	---	916	90	10.2
31)	*Mason, St.L (RB)	913	195	4.7	765	179	4.3	148	16	9.3
32)	Colston, N.O. (WR)	902	59	15.3	0	0	---	902	59	15.3
33)	J. Graham, N.O. (TE)	889	85	10.5	0	0	---	889	85	10.5
34)	Asiata, Min. (RB)	882	208	4.2	570	164	3.5	312	44	7.1
35)	*J. Matthews, Phi. (WR)	872	67	13.0	0	0	---	872	67	13.0
36)	Wilson, Sea. (QB)	866	119	7.3	849	118	7.2	17	1	17.0
37)	Jennings, NY-G (RB)	865	197	4.4	639	167	3.8	226	30	7.5
38)	S. Jackson, Atl. (RB)	855	210	4.1	707	190	3.7	148	20	7.4
39)	*A. Williams, NY-G (RB)	851	235	3.6	721	217	3.3	130	18	7.2
40)	Floyd, Ariz (WR)	843	48	17.6	2	1	2.0	841	47	17.9
41)	Baldwin, Sea. (WR)	833	67	12.4	8	1	8.0	825	66	12.5
42)	Fitzgerald, Ariz (WR)	784	63	12.4	0	0	---	784	63	12.4
43)	Britt, St.L (WR)	762	50	15.2	14	2	7.0	748	48	15.6
44)	Garcon, Was. (WR)	752	68	11.1	0	0	---	752	68	11.1
45)	Jennings, Min. (WR)	742	59	12.6	0	0	---	742	59	12.6
46t)	Marshall, Chi. (WR)	721	61	11.8	0	0	---	721	61	11.8
46t)	Rainey, T.B. (RB)	721	127	5.7	406	94	4.3	315	33	9.5
48)	Sproles, Phi. (RB)	716	97	7.4	329	57	5.8	387	40	9.7
49)	Witten, Dal. (TE)	703	64	11.0	0	0	---	703	64	11.0
50t)	Crabtree, S.F. (WR)	702	69	10.2	4	1	4.0	698	68	10.3
50t)	Ertz, Phi. (TE)	702	58	12.1	0	0	---	702	58	12.1

**NFC / LEADERS IN FIRST DOWNS**

Rank	Player, Team	Rush	Rec	Tot
1)	Murray, Dal. (RB)	85	16	101
2)	Forte, Chi. (RB)	63	28	91
3)	Lynch, Sea. (RB)	65	16	81
4)	McCoy, Phi. (RB)	67	10	77
5)	J. Jones, Atl. (WR)	0	76	76
6)	Lacy, G.B. (RB)	58	17	75
7)	Cobb, G.B. (WR)	1	71	72
8)	Nelson, G.B. (WR)	0	71	71
9)	Jeffery, Chi. (WR)	1	60	61
10)	Bryant, Dal. (WR)	0	60	60
11t)	*Beckham, NY-G (WR)	2	57	59
11t)	C. Johnson, Det. (WR)	0	59	59
11t)	Tate, Det. (WR)	1	58	59
14)	Bell, Det. (RB)	43	14	57
15t)	Boldin, S.F. (WR)	0	56	56
15t)	Maclin, Phi. (WR)	0	56	56
15t)	Morris, Was. (RB)	48	8	56
15t)	Olsen, Car. (TE)	0	56	56
19)	Gore, S.F. (RB)	53	2	55
20t)	J. Graham, N.O. (TE)	0	54	54
20t)	White, Atl. (WR)	0	54	54
22)	Ingram, N.O. (RB)	47	5	52
23t)	*Benjamin, Car. (WR)	0	50	50
23t)	Jackson, T.B. (WR)	0	50	50
25)	Stewart, Car. (RB)	42	7	49
26t)	Randle, NY-G (WR)	0	48	48
26t)	Witten, Dal. (TE)	0	48	48
28)	Stills, N.O. (WR)	0	47	47
29t)	Ellington, Ariz (RB)	27	19	46
29t)	*Evans, T.B. (WR)	0	46	46
29t)	Jennings, NY-G (RB)	38	8	46
29t)	Wilson, Sea. (QB)	45	1	46
33t)	Colston, N.O. (WR)	0	45	45
33t)	*Mason, St.L (RB)	37	8	45
33t)	Newton, Car. (QB)	45	0	45
36t)	Bennett, Chi. (TE)	0	43	43
36t)	S. Jackson, Atl. (RB)	37	6	43
38t)	Baldwin, Sea. (WR)	0	42	42
38t)	Ertz, Phi. (TE)	0	42	42
38t)	*J. Matthews, Phi. (WR)	0	42	42
41)	Marshall, Chi. (WR)	0	41	41
42t)	Asiata, Min. (RB)	33	7	40
42t)	Jennings, Min. (WR)	0	40	40
44)	Fitzgerald, Ariz (WR)	0	39	39
45t)	Donnell, NY-G (TE)	0	36	36
45t)	D. Jackson, Was. (WR)	1	35	36
45t)	*A. Williams, NY-G (RB)	30	6	36
48t)	Crabtree, S.F. (WR)	0	35	35
48t)	Sproles, Phi. (RB)	18	17	35
50t)	Britt, St.L (WR)	1	33	34
50t)	Floyd, Ariz (WR)	0	34	34

**NFC / LEADERS IN INTERCEPTIONS**

Rank	Player, Team	Int	Yards	Avg	Long	TD
1)	Quin, Det.	7	117	16.7	56	0
2t)	H. Smith, Min.	5	150	30.0	81t	1
2t)	Carter, Dal.	5	72	14.4	35	1
2t)	Cox, S.F.	5	12	2.4	10	0
5t)	Johnson, Ariz	4	146	36.5	88t	2
5t)	Ihedigbo, Det.	4	86	21.5	70	0
5t)	*Fuller, Chi.	4	81	20.3	31	0
5t)	Sherman, Sea.	4	81	20.3	53	0
5t)	Bethea, S.F.	4	71	17.8	49t	1
5t)	Banks, T.B.	4	69	17.3	32	1
5t)	Culliver, S.F.	4	61	15.3	29	0
5t)	Mundy, Chi.	4	52	13.0	45t	1
5t)	N. Allen, Phi.	4	45	11.3	40	0
5t)	Harper, Car.	4	43	10.8	31t	1
5t)	Ishmael, Atl.	4	37	9.3	23t	1
5t)	Demps, NY-G	4	19	4.8	10	0
17t)	Reid, S.F.	3	138	46.0	73	0
17t)	Hayward, G.B.	3	113	37.7	82t	1
17t)	Rolle, NY-G	3	71	23.7	39	0
17t)	Johnson, St.L	3	69	23.0	43t	1
17t)	Jenkins, Phi.	3	67	22.3	53t	1
17t)	Amukamara, NY-G	3	66	22.0	38	0
17t)	Cromartie, Ariz	3	65	21.7	40	0
17t)	Lansanah, T.B.	3	60	20.0	33t	2
17t)	Wilcox, Dal.	3	46	15.3	46	0
17t)	Peterson, Ariz	3	30	10.0	30t	1
17t)	Robinson, Min.	3	22	7.3	23	0
17t)	Alford, Atl.	3	21	7.0	21	0
17t)	Powers, Ariz	3	19	6.3	12	0
17t)	Trufant, Atl.	3	19	6.3	19	0
17t)	Conte, Chi.	3	6	2.0	5	0
17t)	Williams, G.B.	3	2	0.7	2	0



NFC / LEADERS IN SACKS

Rank	Player, Team	Sacks
1)	Barwin, Phi. (LB)	14.5
2)	Kerrigan, Was. (LB)	13.5
3)	Pierre-Paul, NY-G (DE)	12.5
4)	Griffen, Min. (DE)	12.0
5)	Matthews, G.B. (LB)	11.0
6)	Quinn, St.L (DE)	10.5
7t)	Galette, N.O. (LB)	10.0
7t)	Young, Chi. (DE)	10.0
9t)	Curry, Phi. (DE)	9.0
9t)	*Donald, St.L (DT)	9.0
11t)	Johnson, Car. (DE)	8.5
11t)	McCoy, T.B. (DT)	8.5
11t)	Suh, Det. (DT)	8.5
14)	Okafor, Ariz (LB)	8.0
15t)	Ansah, Det. (DE)	7.5
15t)	Jordan, N.O. (DE)	7.5
17t)	Bennett, Sea. (DE)	7.0
17t)	Campbell, Ariz (DE)	7.0
17t)	Hankins, NY-G (DT)	7.0
17t)	Peppers, G.B. (LB)	7.0
21t)	Addison, Car. (DE)	6.5
21t)	Cole, Phi. (LB)	6.5
21t)	Irvin, Sea. (LB)	6.5
21t)	T. Johnson, Min. (DT)	6.5
21t)	Ratliff, Chi. (DT)	6.5
21t)	Smith, Buf.-T.B. (DE)	6.5
27t)	Brooks, S.F. (LB)	6.0
27t)	G. Johnson, Det. (DE)	6.0
27t)	*Lynch, S.F. (LB)	6.0
27t)	Mincey, Dal. (DE)	6.0
27t)	Paea, Chi. (DT)	6.0
32t)	Allen, Chi. (DE)	5.5
32t)	Daniels, G.B. (DE)	5.5
32t)	Graham, Phi. (LB)	5.5
32t)	Hatcher, Was. (DE)	5.5
32t)	Hill, Sea. (DT)	5.5
32t)	Moore, NY-G (DE)	5.5
38t)	Avril, Sea. (DE)	5.0
38t)	Ayers, NY-G (DE)	5.0
38t)	J. Jones, Det. (DE)	5.0
38t)	McDonald, T.B. (DT)	5.0
38t)	Melton, Dal. (DT)	5.0
38t)	Rucker, Ariz (DE)	5.0
38t)	Skuta, S.F. (LB)	5.0
38t)	J. Smith, S.F. (DE)	5.0
46t)	Biermann, Atl. (LB)	4.5
46t)	Floyd, Min. (DT)	4.5
46t)	*Kennard, NY-G (LB)	4.5
46t)	M. Neal, G.B. (DE)	4.5
46t)	Robison, Min. (DE)	4.5

**NFC / FUMBLE RECOVERIES**

Rank	Player, Team	TotRec	OffRec	DefRec
1)	Wilson, Sea.	6	6	0
2t)	McCown, T.B.	5	5	0
2t)	A. Rodgers, G.B.	5	5	0
4t)	Austin, St.L	4	4	0
4t)	Bell, Det.	4	4	0
4t)	Brees, N.O.	4	4	0
4t)	Cutler, Chi.	4	4	0
4t)	Hill, St.L	4	4	0
9t)	N. Allen, Phi.	3	0	3
9t)	*Barr, Min.	3	0	3
9t)	Cox, Phi.	3	0	3
9t)	Glennon, T.B.	3	3	0
9t)	Griffin III, Was.	3	3	0
9t)	Hill, Sea.	3	0	3
9t)	Kaepernick, S.F.	3	3	0
9t)	Newton, Car.	3	3	0
9t)	Peppers, G.B.	3	0	3
9t)	Sanchez, Phi.	3	3	0
9t)	Stafford, Det.	3	3	0
9t)	Thornton, Phi.	3	0	3

**NFC / OFFENSIVE FUMBLE RECOVERIES**

Rank	Player, Team	Ret	Yards	Avg	Long	TD
1)	Wilson, Sea.	6	0	0.0	0	0
2t)	McCown, T.B.	5	0	0.0	0	0
2t)	A. Rodgers, G.B.	5	0	0.0	0	0
4t)	Austin, St.L	4	0	0.0	0	0
4t)	Bell, Det.	4	0	0.0	0	0
4t)	Brees, N.O.	4	0	0.0	0	0
4t)	Cutler, Chi.	4	0	0.0	0	0
4t)	Hill, St.L	4	0	0.0	0	0
9t)	Glennon, T.B.	3	0	0.0	0	0
9t)	Griffin III, Was.	3	0	0.0	0	0
9t)	Kaepernick, S.F.	3	0	0.0	0	0
9t)	Newton, Car.	3	0	0.0	0	0
9t)	Sanchez, Phi.	3	0	0.0	0	0
9t)	Stafford, Det.	3	0	0.0	0	0
15t)	Anderson, Car.	2	0	0.0	0	0
15t)	Cassel, Min.	2	0	0.0	0	0
15t)	A. Davis, St.L	2	0	0.0	0	0
15t)	Floyd, Ariz	2	0	0.0	0	0
15t)	Lichtensteiger, Was.	2	0	0.0	0	0
15t)	McCoy, Was.	2	0	0.0	0	0
15t)	Murray, Dal.	2	0	0.0	0	0
15t)	C. Palmer, Ariz	2	0	0.0	0	0
15t)	Roberts, Was.	2	0	0.0	0	0
15t)	Romo, Dal.	2	0	0.0	0	0
15t)	Ross, Det.	2	0	0.0	0	0
15t)	Sproles, Phi.	2	0	0.0	0	0
15t)	Pugh, NY-G	2	-2	-1.0	0	0
15t)	Olsen, Car.	2	-4	-2.0	0	0

**NFC / DEFENSIVE FUMBLE RECOVERIES**

Rank	Player, Team	Ret	Yards	Avg	Long	TD
1t)	Thornton, Phi.	3	40	13.3	40	1
1t)	*Barr, Min.	3	27	9.0	27t	1
1t)	N. Allen, Phi.	3	25	8.3	22	0
1t)	Cox, Phi.	3	21	7.0	17t	1
1t)	Peppers, G.B.	3	2	0.7	2	0
1t)	Hill, Sea.	3	0	0.0	0	0
7t)	Hayward, G.B.	2	49	24.5	49t	1
7t)	Laurinaitis, St.L	2	17	8.5	17	0
7t)	Moore, Dal.	2	17	8.5	17	0
7t)	Wilcox, Dal.	2	11	5.5	11	0
7t)	McLeod, St.L	2	9	4.5	9	0
7t)	*Benwikere, Car.	2	6	3.0	6	0
7t)	Maponga, Atl.	2	6	3.0	6	0
7t)	McDonald, T.B.	2	4	2.0	3	0
7t)	Melton, Dal.	2	1	0.5	1	0
7t)	Addison, Car.	2	0	0.0	0	0
7t)	Allen, Chi.	2	0	0.0	0	0
7t)	Bartu, Atl.	2	0	0.0	0	0
7t)	Clark, Was.	2	0	0.0	0	0
7t)	Cox, S.F.	2	0	0.0	0	0
7t)	Short, Car.	2	0	0.0	0	0
7t)	Spence, T.B.	2	0	0.0	0	0
7t)	Weems, Atl.	2	0	0.0	0	0



NFC / LEADING PUNTERS

Rank	Player, Team	No	Yards	Lg	Avg	TB	Blk	Dwn	OB	Opp Ret	In Yds	Net 20	Avg
1)	Way, Was.	77	3659	77	47.5	7	1	12	6	42	397	22	40.0
2)	Lee, S.F.	72	3369	71	46.8	7	1	3	4	36	336	28	39.6
3)	Hekker, St.L	80	3721	61	46.5	5	1	10	10	28	192	33	42.3
4)	Morstead, N.O.	58	2690	63	46.4	5	0	10	6	24	99	19	42.9
5)	Martin, Det.	68	3138	71	46.1	5	0	10	2	30	311	29	40.1
6)	Bosher, Atl.	67	3063	66	45.7	4	0	3	6	26	250	27	40.8
7)	Weatherford, NY-G	80	3640	71	45.5	6	1	15	5	37	391	25	38.6
8)	Jones, Dal.	57	2586	64	45.4	2	1	4	11	25	240	21	39.8
9)	Nortman, Car.	72	3236	72	44.9	5	2	13	6	28	435	26	36.5
10)	Locke, Min.	75	3318	62	44.2	6	1	9	2	39	255	21	38.7
11)	Ryan, Sea.	61	2688	66	44.1	6	1	7	9	17	195	28	38.3
12)	Masthay, G.B.	49	2159	63	44.1	4	2	8	5	22	191	14	37.0
13)	Jones, Phi.	76	3331	68	43.8	7	0	13	5	29	238	34	38.9
14)	*O'Donnell, Chi.	71	3107	61	43.8	3	1	7	9	33	335	20	37.7
15)	D. Butler, Ariz	79	3328	67	42.1	5	2	8	5	26	246	34	36.8
16)	Koenen, T.B.	78	3154	56	40.4	2	1	12	6	32	185	17	37.1

NFC / LEADING PUNTERS, NET AVERAGE

Rank	Player, Team	No	Yards	Lg	Avg	TB	Blk	Dwn	OB	Opp Ret	In Yds	Net 20	Avg
1)	Morstead, N.O.	58	2690	63	46.4	5	0	10	6	24	99	19	42.9
2)	Hekker, St.L	80	3721	61	46.5	5	1	10	10	28	192	33	42.3
3)	Bosher, Atl.	67	3063	66	45.7	4	0	3	6	26	250	27	40.8
4)	Martin, Det.	68	3138	71	46.1	5	0	10	2	30	311	29	40.1
5)	Way, Was.	77	3659	77	47.5	7	1	12	6	42	397	22	40.0
6)	Jones, Dal.	57	2586	64	45.4	2	1	4	11	25	240	21	39.8
7)	Lee, S.F.	72	3369	71	46.8	7	1	3	4	36	336	28	39.6
8)	Jones, Phi.	76	3331	68	43.8	7	0	13	5	29	238	34	38.9
9)	Locke, Min.	75	3318	62	44.2	6	1	9	2	39	255	21	38.7
10)	Weatherford, NY-G	80	3640	71	45.5	6	1	15	5	37	391	25	38.6
11)	Ryan, Sea.	61	2688	66	44.1	6	1	7	9	17	195	28	38.3
12)	*O'Donnell, Chi.	71	3107	61	43.8	3	1	7	9	33	335	20	37.7
13)	Koenen, T.B.	78	3154	56	40.4	2	1	12	6	32	185	17	37.1
14)	Masthay, G.B.	49	2159	63	44.1	4	2	8	5	22	191	14	37.0
15)	D. Butler, Ariz	79	3328	67	42.1	5	2	8	5	26	246	34	36.8
16)	Nortman, Car.	72	3236	72	44.9	5	2	13	6	28	435	26	36.5



NFC / TOUCHBACKS ON KICKOFFS

Rank	Player, Team	TB
1)	Gano, Car.	61
2)	Martin, Det.	53
3)	Bailey, Dal.	52
4)	Walsh, Min.	48
5t)	Bosher, Atl.	46
5t)	J. Brown, NY-G	46
5t)	Hauschka, Sea.	46
5t)	*Parkey, Phi.	46
9)	Crosby, G.B.	41
10)	Morstead, N.O.	40
11t)	*Catanzaro, Ariz	38
11t)	Zuerlein, St.L	38
13)	Dawson, S.F.	32
14)	Koenen, T.B.	31
15)	Gould, Chi.	21
16)	Forbath, Was.	18
17)	Way, Was.	9
18)	Feely, Chi.	3
19)	*O'Donnell, Chi.	1

**NFC / PUNT RETURN LEADERS**

Rank	Player, Team	Ret	FC	Yards	Avg	Long	TD
1)	Sproles, Phi.	39	16	506	13.0	82t	2
2)	Austin, St.L	35	23	391	11.2	78t	1
3)	Sherels, Min.	27	26	297	11.0	35	0
4)	Ginn, Ariz	26	24	277	10.7	71t	1
5)	Harris, Dal.	30	13	275	9.2	38	0
6)	Ross, Det.	32	37	284	8.9	28	0
7)	*Ellington, S.F.	23	12	188	8.2	23	0
8)	*Beckham, NY-G	21	11	171	8.1	25	0
9)	Walters, Sea.	27	23	207	7.7	21	0
10)	Roberts, Was.	28	25	208	7.4	37	0

NFC / KICKOFF RETURN LEADERS

Rank	Player, Team	Ret	Yards	Avg	Long	TD
1)	B. Cunningham, St.L	35	963	27.5	75	0
2)	Patterson, Min.	34	871	25.6	51	0
3)	*Ellington, S.F.	24	614	25.6	38	0
4)	Mariani, Chi.	20	510	25.5	67	0
5)	Ross, Det.	23	584	25.4	41	0
6)	Hester, Atl.	45	1128	25.1	66	0
7)	Harris, Dal.	30	742	24.7	42	0
8)	Parker, NY-G	21	509	24.2	45	0
9)	C. Williams, Chi.	24	579	24.1	101t	1
10)	Roberts, Was.	30	710	23.7	45	0
11)	Harris, G.B.	22	456	20.7	41	0
12)	Ginn, Ariz	22	417	19.0	43	0

**NFL / LEADING SCORERS, KICKERS**

Rank	Player, Team	PAT	FG	Pct	Long	Pts
1)	Gostkowski, N.E.	51/51	35/37	.946	53	156
2)	*Parkey, Phi.	54/54	32/36	.889	54	150
3)	Vinatieri, Ind.	50/50	30/31	.968	53	140
4t)	Crosby, G.B.	53/55	27/33	.818	55	134
4t)	Hauschka, Sea.	41/41	31/37	.838	58	134
6)	Carpenter, Buf.	31/32	34/38	.895	58	133
7)	Suisham, Pit.	45/45	29/32	.906	53	132
8)	Bailey, Dal.	56/56	25/29	.862	56	131
9)	Bullock, Hou.	40/40	30/35	.857	55	130
10)	Tucker, Bal.	42/42	29/34	.853	55	129
11)	Sturgis, Mia.	41/41	29/37	.784	53	128
12)	Bryant, Atl.	40/40	29/32	.906	54	127
13)	Gano, Car.	34/34	29/35	.829	53	121
14)	Folk, NY-J	23/23	32/39	.821	55	119
15)	Nugent, Cin.	39/39	26/33	.788	49	117
16)	J. Brown, NY-G	44/44	24/26	.923	53	116
17)	*Catanzaro, Ariz	27/27	29/33	.879	51	114
18)	*Santos, K.C.	38/38	25/30	.833	53	113
19)	Dawson, S.F.	33/33	25/31	.806	55	108
20)	Walsh, Min.	29/29	26/35	.743	55	107
21t)	Novak, S.D.	40/40	22/26	.846	52	106
21t)	Zuerlein, St.L	34/35	24/30	.800	56	106
23t)	Forbath, Was.	31/32	24/27	.889	49	103
23t)	S. Graham, N.O.	46/47	19/22	.864	50	103
25)	Cundiff, Cle.	28/28	22/29	.759	52	94
26)	*Murray, T.B.	31/31	20/24	.833	55	91
27)	Janikowski, Oak.	28/28	19/22	.864	57	85
28t)	Prater, Den.-Det.	21/21	21/26	.808	52	84
28t)	Succop, Ten.	27/27	19/22	.864	51	84
30)	Scobee, Jac.	23/23	20/26	.769	53	83
31)	McManus, Den.	41/41	9/13	.692	44	68
32)	Barth, Den.	15/15	15/16	.938	50	60
33)	Gould, Chi.	28/29	9/12	.750	45	55
34)	*Freese, Det.	6/ 6	3/ 7	.429	30	15
35)	Feely, Chi.	5/ 6	3/ 4	.750	48	14
36)	Hartley, Cle.	2/ 2	3/ 3	1.000	43	11
37)	Henery, Det.	5/ 5	1/ 5	.200	51	8

**NFL / LEADING SCORERS, NONKICKERS**

Rank	Player, Team	TD	Rush	Rec	Ret	X2	Pts
1)	Lynch, Sea. (RB)	17	13	4	0	0	102
2)	Bryant, Dal. (WR)	16	0	16	0	0	96
3)	A. Brown, Pit. (WR)	14	0	13	1	1	86
4)	Charles, K.C. (RB)	14	9	5	0	0	84
5t)	Foster, Hou. (RB)	13	8	5	0	0	78
5t)	Lacy, G.B. (RB)	13	9	4	0	0	78
5t)	Murray, Dal. (RB)	13	13	0	0	0	78
5t)	Nelson, G.B. (WR)	13	0	13	0	0	78
9)	Cobb, G.B. (WR)	12	0	12	0	1	74
10t)	*Beckham, NY-G (WR)	12	0	12	0	0	72
10t)	*Evans, T.B. (WR)	12	0	12	0	0	72
10t)	Gates, S.D. (TE)	12	0	12	0	0	72
10t)	Gronkowski, N.E. (TE)	12	0	12	0	0	72
10t)	J. Thomas, Den. (TE)	12	0	12	0	0	72
15)	D. Thomas, Den. (WR)	11	0	11	0	1	68
16t)	Bell, Pit. (RB)	11	8	3	0	0	66
16t)	T. Smith, Bal. (WR)	11	0	11	0	0	66
18t)	Asiata, Min. (RB)	10	9	1	0	2	64
18t)	Forte, Chi. (RB)	10	6	4	0	2	64
20t)	Anderson, Den. (RB)	10	8	2	0	0	60
20t)	J. Graham, N.O. (TE)	10	0	10	0	0	60
20t)	Jeffery, Chi. (WR)	10	0	10	0	0	60
20t)	Maclin, Phi. (WR)	10	0	10	0	0	60
20t)	M. Wallace, Mia. (WR)	10	0	10	0	0	60
25)	Sanders, Den. (WR)	9	0	9	0	1	56
26t)	*Benjamin, Car. (WR)	9	0	9	0	0	54
26t)	*Hill, Cin. (RB)	9	9	0	0	0	54
26t)	Ingram, N.O. (RB)	9	9	0	0	0	54
26t)	Miller, Mia. (RB)	9	8	1	0	0	54
30)	Forsett, Bal. (RB)	8	8	0	0	1	50
31t)	Allen, Ind. (TE)	8	0	8	0	0	48
31t)	Bell, Det. (RB)	8	7	1	0	0	48
31t)	Bradshaw, Ind. (RB)	8	2	6	0	0	48
31t)	*Bryant, Pit. (WR)	8	0	8	0	0	48
31t)	*Crowell, Cle. (RB)	8	8	0	0	0	48
31t)	K. Davis, K.C. (RB)	8	6	1	1	0	48
31t)	Fleener, Ind. (TE)	8	0	8	0	0	48
31t)	C. Johnson, Det. (WR)	8	0	8	0	0	48
31t)	Marshall, Chi. (WR)	8	0	8	0	0	48
31t)	*J. Matthews, Phi. (WR)	8	0	8	0	0	48
31t)	Morris, Was. (RB)	8	8	0	0	0	48
31t)	Sproles, Phi. (RB)	8	6	0	2	0	48
31t)	T. Williams, Dal. (WR)	8	0	8	0	0	48
44t)	Bernard, Cin. (RB)	7	5	2	0	0	42
44t)	Hilton, Ind. (WR)	7	0	7	0	0	42
44t)	Ivory, NY-J (RB)	7	6	1	0	0	42
44t)	LaFell, N.E. (WR)	7	0	7	0	0	42
44t)	Royal, S.D. (WR)	7	0	7	0	0	42
44t)	White, Atl. (WR)	7	0	7	0	0	42
44t)	*A. Williams, NY-G (RB)	7	7	0	0	0	42



NFL / LEADING PASSERS

Player, Team	Att	Comp	Pct Comp	Yds	Avg Gain	TD	Pct TD	Long	Int	Pct Int	Rating Points
Romo, Dal.	435	304	69.9	3705	8.52	34	7.8	68t	9	2.1	113.2
A. Rodgers, G.B.	520	341	65.6	4381	8.43	38	7.3	80t	5	1.0	112.2
Roethlisberger, Pit.	608	408	67.1	4952	8.14	32	5.3	94t	9	1.5	103.3
Manning, Den.	597	395	66.2	4727	7.92	39	6.5	86t	15	2.5	101.5
Brady, N.E.	582	373	64.1	4109	7.06	33	5.7	69t	9	1.5	97.4
Brees, N.O.	659	456	69.2	4952	7.51	33	5.0	69t	17	2.6	97.0
Luck, Ind.	616	380	61.7	4761	7.73	40	6.5	80	16	2.6	96.5
C. Palmer, Ariz	224	141	62.9	1626	7.26	11	4.9	80t	3	1.3	95.6
Fitzpatrick, Hou.	312	197	63.1	2483	7.96	17	5.4	76t	8	2.6	95.3
Wilson, Sea.	452	285	63.1	3475	7.69	20	4.4	80t	7	1.5	95.0
Ryan, Atl.	628	415	66.1	4694	7.47	28	4.5	79	14	2.2	93.9
Rivers, S.D.	570	379	66.5	4286	7.52	31	5.4	59	18	3.2	93.8
A. Smith, K.C.	464	303	65.3	3265	7.04	18	3.9	70t	6	1.3	93.4
Tannehill, Mia.	590	392	66.4	4045	6.86	27	4.6	50	12	2.0	92.8
E. Manning, NY-G	601	379	63.1	4410	7.34	30	5.0	80t	14	2.3	92.1
Flacco, Bal.	555	344	62.0	3986	7.18	27	4.9	80t	12	2.2	90.9
Cutler, Chi.	561	370	66.0	3812	6.80	28	5.0	74	18	3.2	88.6
Sanchez, Phi.	309	198	64.1	2418	7.83	14	4.5	72	11	3.6	88.4
Orton, Buf.	447	287	64.2	3018	6.75	18	4.0	84	10	2.2	87.8
Kaepernick, S.F.	478	289	60.5	3369	7.05	19	4.0	80t	10	2.1	86.4
Stafford, Det.	602	363	60.3	4257	7.07	22	3.7	73t	12	2.0	85.7
*Bridgewater, Min.	402	259	64.4	2919	7.26	14	3.5	87t	12	3.0	85.2
A. Davis, St.L	284	180	63.4	2001	7.05	12	4.2	59t	9	3.2	85.1
Hill, St.L	229	145	63.3	1657	7.24	8	3.5	63t	7	3.1	83.9
Dalton, Cin.	482	309	64.1	3398	7.05	19	3.9	81t	17	3.5	83.3
Newton, Car.	448	262	58.5	3127	6.98	18	4.0	51	12	2.7	82.1
Foles, Phi.	311	186	59.8	2163	6.95	13	4.2	68t	10	3.2	81.4
Stanton, Ariz	240	132	55.0	1711	7.13	7	2.9	49	5	2.1	78.7
G. Smith, NY-J	367	219	59.7	2525	6.88	13	3.5	74t	13	3.5	77.5
*Carr, Oak.	599	348	58.1	3270	5.46	21	3.5	77t	12	2.0	76.6
Hoyer, Cle.	438	242	55.3	3326	7.59	12	2.7	81t	13	3.0	76.5
McCown, T.B.	327	184	56.3	2206	6.75	11	3.4	56t	14	4.3	70.5
*Bortles, Jac.	475	280	58.9	2908	6.12	11	2.3	63t	17	3.6	69.5



NFL / LEADING PASSERS, RANKS

Player, Team	Att	Comp	Pct Comp	Yds	Avg Gain	TD	Pct TD	Long	Int	Pct Int	Rating Points
Romo, Dal.	23	16	1	14	1	4	1		8t	10	1
A. Rodgers, G.B.	14	14	9	7	2	3	2		2t	1	2
Roethlisberger, Pit.	4	3	3	1t	3	7	8		8t	4	3
Manning, Den.	8	4	6	4	5	2	3		27	17	4
Brady, N.E.	10	9	14	10	20	5t	5		8t	5	5
Brees, N.O.	1	1	2	1t	11	5t	9		29t	19	6
Luck, Ind.	3	6	23	3	7	1	4		28	20	7
C. Palmer, Ariz	33	33	21	35	15	29t	12		1	3	8
Fitzpatrick, Hou.	27	27	18	26	4	22	6		7	18	9
Wilson, Sea.	19	20	20	15	8	16	17		5t	6	10
Ryan, Atl.	2	2	7	5	12	10t	16		24t	14	11
Rivers, S.D.	11	7t	4	8	10	8	7		32t	25	12
A. Smith, K.C.	18	17	10	20	24	19t	24		4	2	13
Tannehill, Mia.	9	5	5	11	28	12t	14		16t	9	14
E. Manning, NY-G	6	7t	19	6	13	9	10		24t	16	15
Flacco, Bal.	13	13	22	12	17	12t	13		16t	13	16
Cutler, Chi.	12	10	8	13	29	10t	11		32t	27	17
Sanchez, Phi.	29	26	15	27	6	23t	15		15	31	18
Orton, Buf.	21	19	12	22	30	19t	20		12t	15	19
Kaepernick, S.F.	16	18	24	17	22	17t	22		12t	12	20
Stafford, Det.	5	11	25	9	19	14	25		16t	7	21
*Bridgewater, Min.	24	23	11	23	14	23t	29		16t	23	22
A. Davis, St.L	30	30	16	30	23	27t	18		8t	26	23
Hill, St.L	32	32	17	34	16	34t	28		5t	24	24
Dalton, Cin.	15	15	13	16	21	17t	23		29t	29	25
Newton, Car.	20	22	29	21	25	19t	21		16t	21	26
Foles, Phi.	28	28	26	29	26	25t	19		12t	28	27
Stanton, Ariz	31	34	33	31	18	36t	31		2t	11	28
G. Smith, NY-J	25	25	27	25	27	25t	26		22t	30	29
*Carr, Oak.	7	12	30	19	33	15	27		16t	8	30
Hoyer, Cle.	22	24	32	18	9	27t	32		22t	22	31
McCown, T.B.	26	29	31	28	31	29t	30		24t	33	32
*Bortles, Jac.	17	21	28	24	32	29t	33		29t	32	33

**NFL / FOURTH-QUARTER PASSING LEADERS**

Rank	Player, Team	Att	Comp	Comp%	Yards	YPA	TD	TD%	Int	Int%	Rating
1)	C. Palmer, Ariz	50	34	68.0	401	8.02	4	8.0	0	0.0	118.8
2)	Roethlisberger, Pit.	161	107	66.5	1430	8.88	11	6.8	1	0.6	114.7
3)	Newton, Car.	96	59	61.5	794	8.27	9	9.4	2	2.1	110.3
4)	Glennon, T.B.	70	42	60.0	525	7.50	5	7.1	0	0.0	107.1
5)	A. Rodgers, G.B.	96	64	66.7	769	8.01	7	7.3	2	2.1	106.6
6)	Orton, Buf.	128	79	61.7	1010	7.89	8	6.3	1	0.8	104.0
7)	Fitzpatrick, Hou.	77	52	67.5	689	8.95	4	5.2	2	2.6	102.1
8)	Brees, N.O.	184	123	66.8	1297	7.05	11	6.0	3	1.6	100.3
9)	Flacco, Bal.	147	91	61.9	1165	7.93	7	4.8	1	0.7	99.7
10)	Romo, Dal.	89	61	68.5	656	7.37	6	6.7	3	3.4	98.3
11)	Wilson, Sea.	101	60	59.4	721	7.14	7	6.9	2	2.0	96.2
12)	*Bridgewater, Min.	118	79	66.9	917	7.77	2	1.7	1	0.8	92.4
13t)	Brady, N.E.	116	66	56.9	814	7.02	7	6.0	2	1.7	91.7
13t)	Luck, Ind.	126	74	58.7	909	7.21	9	7.1	4	3.2	91.7
15)	A. Smith, K.C.	134	83	61.9	857	6.40	6	4.5	2	1.5	89.1
16)	E. Manning, NY-G	169	102	60.4	1133	6.70	8	4.7	4	2.4	86.2
17)	Sanchez, Phi.	74	50	67.6	566	7.65	4	5.4	4	5.4	85.8
18)	Dalton, Cin.	105	64	61.0	807	7.69	5	4.8	4	3.8	84.9
19)	Ryan, Atl.	178	110	61.8	1175	6.60	7	3.9	4	2.2	84.8
20)	Rivers, S.D.	153	95	62.1	1078	7.05	7	4.6	5	3.3	84.8
21)	Stanton, Ariz	56	30	53.6	427	7.63	2	3.6	1	1.8	83.0
22)	*Carr, Oak.	167	95	56.9	931	5.57	10	6.0	4	2.4	82.7
23)	Whitehurst, Ten.	59	31	52.5	427	7.24	1	1.7	0	0.0	81.7
24)	Tannehill, Mia.	169	101	59.8	1075	6.36	5	3.0	3	1.8	80.9
25)	Cutler, Chi.	145	89	61.4	908	6.26	8	5.5	6	4.1	80.5
26)	Manning, Den.	139	89	64.0	1023	7.36	5	3.6	6	4.3	80.1
27)	McCown, T.B.	107	64	59.8	793	7.41	5	4.7	5	4.7	78.9
28)	Foles, Phi.	64	32	50.0	496	7.75	3	4.7	2	3.1	78.6
29)	Stafford, Det.	154	83	53.9	961	6.24	6	3.9	3	1.9	77.9
30)	*Bortles, Jac.	154	99	64.3	1117	7.25	5	3.2	7	4.5	77.8
31)	G. Smith, NY-J	106	60	56.6	642	6.06	3	2.8	3	2.8	72.1
32)	Griffin III, Was.	67	46	68.7	391	5.84	0	0.0	2	3.0	71.2
33)	Manuel, Buf.	43	22	51.2	291	6.77	1	2.3	1	2.3	71.0
34)	Hill, St.L	62	39	62.9	468	7.55	2	3.2	4	6.5	69.8
35)	Vick, NY-J	43	25	58.1	199	4.63	0	0.0	0	0.0	69.8
36)	A. Davis, St.L	123	71	57.7	809	6.58	4	3.3	6	4.9	68.1
37)	Cousins, Was.	49	29	59.2	413	8.43	3	6.1	5	10.2	67.3
38)	Hoyer, Cle.	123	69	56.1	961	7.81	6	4.9	9	7.3	67.2
39)	Kaepernick, S.F.	118	68	57.6	690	5.85	0	0.0	4	3.4	60.3
40)	Locker, Ten.	50	27	54.0	354	7.08	1	2.0	3	6.0	58.3
41)	*Mettenberger, Ten.	54	28	51.9	405	7.50	2	3.7	4	7.4	58.0

**NFL / THIRD-DOWN PASSING LEADERS**

Rank	Player, Team	Att	Comp	Comp%	Yards	YPA	TD	TD%	Int	Int%	Rating
1)	A. Rodgers, G.B.	134	81	60.4	1228	9.16	15	11.2	2	1.5	121.7
2)	Romo, Dal.	126	85	67.5	1097	8.71	11	8.7	2	1.6	117.1
3)	Luck, Ind.	151	85	56.3	1327	8.79	16	10.6	3	2.0	112.7
4)	Manning, Den.	158	100	63.3	1254	7.94	15	9.5	3	1.9	111.6
5)	Roethlisberger, Pit.	152	98	64.5	1314	8.64	9	5.9	2	1.3	106.1
6)	Rivers, S.D.	159	101	63.5	1381	8.69	13	8.2	5	3.1	105.4
7)	A. Smith, K.C.	126	84	66.7	976	7.75	6	4.8	2	1.6	99.2
8)	Brady, N.E.	145	88	60.7	1041	7.18	10	6.9	3	2.1	96.9
9)	Flacco, Bal.	145	86	59.3	1110	7.66	13	9.0	6	4.1	96.0
10)	E. Manning, NY-G	184	117	63.6	1492	8.11	10	5.4	5	2.7	95.7
11)	*Bridgewater, Min.	108	74	68.5	914	8.46	4	3.7	3	2.8	95.2
12)	Ryan, Atl.	159	92	57.9	1342	8.44	7	4.4	2	1.3	94.9
13)	Stafford, Det.	174	100	57.5	1430	8.22	10	5.7	5	2.9	91.4
14)	Kaepernick, S.F.	136	84	61.8	1146	8.43	7	5.1	5	3.7	90.5
15)	G. Smith, NY-J	115	63	54.8	917	7.97	8	7.0	4	3.5	89.7
16)	Cutler, Chi.	142	85	59.9	1007	7.09	10	7.0	7	4.9	84.4
17)	Sanchez, Phi.	94	55	58.5	763	8.12	6	6.4	5	5.3	83.8
18)	Fitzpatrick, Hou.	94	57	60.6	662	7.04	3	3.2	2	2.1	83.7
19)	Brees, N.O.	163	104	63.8	1297	7.96	10	6.1	10	6.1	83.3
20)	Orton, Buf.	122	75	61.5	943	7.73	3	2.5	4	3.3	80.1
21)	Dalton, Cin.	145	95	65.5	1084	7.48	4	2.8	6	4.1	79.8
22)	Wilson, Sea.	128	78	60.9	985	7.70	2	1.6	4	3.1	77.1
23)	Tannehill, Mia.	148	84	56.8	883	5.97	5	3.4	3	2.0	77.1
24)	*Carr, Oak.	193	104	53.9	1180	6.11	11	5.7	7	3.6	76.3
25)	McCown, T.B.	92	51	55.4	612	6.65	4	4.3	4	4.3	72.4
26)	Foles, Phi.	83	45	54.2	528	6.36	2	2.4	2	2.4	71.8
27)	Newton, Car.	122	69	56.6	829	6.80	5	4.1	6	4.9	70.7
28)	Hoyer, Cle.	139	70	50.4	874	6.29	3	2.2	3	2.2	68.5
29)	*Bortles, Jac.	126	69	54.8	744	5.90	2	1.6	4	3.2	64.4

**NFL / LEADING RUSHERS**

Rank	Player, Team	Att	Yards	Avg	Long	TD
1)	Murray, Dal.	392	1845	4.7	51	13
2)	Bell, Pit.	290	1361	4.7	81	8
3)	McCoy, Phi.	312	1319	4.2	53	5
4)	Lynch, Sea.	280	1306	4.7	79t	13
5)	Forsett, Bal.	235	1266	5.4	52	8
6)	Foster, Hou.	260	1246	4.8	51	8
7)	Lacy, G.B.	246	1139	4.6	44t	9
8)	*Hill, Cin.	222	1124	5.1	85t	9
9)	Gore, S.F.	255	1106	4.3	52t	4
10)	Miller, Mia.	216	1099	5.1	97t	8
11)	Morris, Was.	265	1074	4.1	30	8
12)	Forte, Chi.	266	1038	3.9	32	6
13)	Charles, K.C.	206	1033	5.0	63t	9
14)	Ingram, N.O.	226	964	4.3	31	9
15)	Bell, Det.	223	860	3.9	57	7
16t)	Anderson, Den.	179	849	4.7	27	8
16t)	Wilson, Sea. (QB)	118	849	7.2	55	6
18)	Ivory, NY-J	198	821	4.1	71t	6
19)	Stewart, Car.	175	809	4.6	69t	3
20)	*Mason, St.L	179	765	4.3	89t	4
21)	*A. Williams, NY-G	217	721	3.3	50t	7
22)	S. Jackson, Atl.	190	707	3.7	55	6
23)	Bernard, Cin.	168	680	4.0	89t	5
24)	*West, Cle.	171	673	3.9	36	4
25)	C. Johnson, NY-J	155	663	4.3	47	1
26)	Ellington, Ariz	201	660	3.3	22	3
27t)	Jennings, NY-G	167	639	3.8	18	4
27t)	Kaepernick, S.F. (QB)	104	639	6.1	90t	1
29)	*Crowell, Cle.	148	607	4.1	35	8
30t)	*Oliver, S.D.	160	582	3.6	52	3
30t)	D. Robinson, Jac.	135	582	4.3	41	4
32)	Asiata, Min.	164	570	3.5	19	9
33)	*Sankey, Ten.	152	569	3.7	22	2
34)	Blount, Pit.-N.E.	125	547	4.4	50	5
35)	Newton, Car. (QB)	103	539	5.2	22	5
36)	*McKinnon, Min.	113	538	4.8	55	0
37)	McFadden, Oak.	155	534	3.4	25	2
38)	*Blue, Hou.	169	528	3.1	46	2
39)	Jackson, Buf.	141	525	3.7	38	2
40)	Richardson, Ind.	159	519	3.3	27	3
41)	Martin, T.B.	134	494	3.7	63	2
42)	K. Davis, K.C.	134	463	3.5	48	6
43)	Hillman, Den.	106	434	4.1	37t	3
44)	Dixon, Buf.	105	432	4.1	47	2
45)	Bradshaw, Ind.	90	425	4.7	29	2
46)	Murray, Oak.	82	424	5.2	90t	2
47)	*Bortles, Jac. (QB)	56	419	7.5	34	0
48)	Gray, N.E.	89	412	4.6	20	5
49)	Rainey, T.B.	94	406	4.3	31	1
50)	Greene, Ten.	94	392	4.2	52	2

**NFL / THIRD-AND-ONE RUSHING LEADERS**

Rank	Player, Team	Att	FD	Pct
1t)	Martin, T.B.	5	5	100.0
1t)	Ry. Mathews, S.D.	5	5	100.0
1t)	Richardson, Ind.	5	5	100.0
1t)	Bell, Det.	4	4	100.0
1t)	Bradshaw, Ind.	4	4	100.0
1t)	Greene, Ten.	4	4	100.0
1t)	Harvin, Sea.-NY-J	4	4	100.0
1t)	Rodgers, Atl.	4	4	100.0
9)	Lynch, Sea.	13	12	92.3
10)	Newton, Car.	11	10	90.9
11t)	*Blue, Hou.	7	6	85.7
11t)	*A. Williams, NY-G	7	6	85.7
13t)	Collins, Det.	6	5	83.3
13t)	Jennings, NY-G	6	5	83.3
13t)	*J. Thompson, Den.	6	5	83.3
16t)	Bell, Pit.	11	9	81.8
16t)	Dalton, Cin.	11	9	81.8
16t)	Ivory, NY-J	11	9	81.8
16t)	Miller, Mia.	11	9	81.8
20t)	Flacco, Bal.	10	8	80.0
20t)	Dixon, Buf.	5	4	80.0
20t)	Hoyer, Cle.	5	4	80.0
20t)	Johnson, N.O.	5	4	80.0
24t)	Anderson, Den.	9	7	77.8
24t)	S. Jackson, Atl.	9	7	77.8
26)	Charles, K.C.	8	6	75.0
27)	Murray, Dal.	19	14	73.7
28)	Asiata, Min.	11	8	72.7
29t)	Forte, Chi.	14	10	71.4
29t)	Gerhart, Jac.	7	5	71.4
29t)	Lacy, G.B.	7	5	71.4
32)	Jackson, Buf.	10	7	70.0
33)	Blount, Pit.-N.E.	12	8	66.7
34)	Gore, S.F.	10	6	60.0
35t)	Kaepernick, S.F.	7	4	57.1
35t)	McCoy, Phi.	7	4	57.1
37t)	Foster, Hou.	9	5	55.6
37t)	*Hill, Cin.	9	5	55.6

**NFL / LEADERS IN RECEPTIONS**

Rank	Player, Team	Rec	Yards	Avg	Long	TD
1)	A. Brown, Pit.	129	1698	13.2	63t	13
2)	D. Thomas, Den.	111	1619	14.6	86t	11
3)	J. Jones, Atl.	104	1593	15.3	79	6
4)	Forte, Chi. (RB)	102	808	7.9	56	4
5)	Sanders, Den.	101	1404	13.9	48	9
6)	Tate, Det.	99	1331	13.4	73t	4
7)	Nelson, G.B.	98	1519	15.5	80t	13
8)	Edelman, N.E.	92	972	10.6	69t	4
9t)	*Beckham, NY-G	91	1305	14.3	80t	12
9t)	Cobb, G.B.	91	1287	14.1	70t	12
11)	Bennett, Chi. (TE)	90	916	10.2	37	6
12)	Bryant, Dal.	88	1320	15.0	68t	16
13t)	Maclin, Phi.	85	1318	15.5	72	10
13t)	Jeffery, Chi.	85	1133	13.3	74	10
13t)	A. Johnson, Hou.	85	936	11.0	35	3
13t)	J. Graham, N.O. (TE)	85	889	10.5	29	10
17t)	Olsen, Car. (TE)	84	1008	12.0	38	6
17t)	*Landry, Mia.	84	758	9.0	25	5
19t)	Boldin, S.F.	83	1062	12.8	76t	5
19t)	Bell, Pit. (RB)	83	854	10.3	48	3
21t)	Hilton, Ind.	82	1345	16.4	73t	7
21t)	Gronkowski, N.E. (TE)	82	1124	13.7	46t	12
23)	White, Atl.	80	921	11.5	39	7
24)	S. Smith, Bal.	79	1065	13.5	80t	6
25)	K. Allen, S.D.	77	783	10.2	35	4
26)	Hopkins, Hou.	76	1210	15.9	76t	6
27t)	Decker, NY-J	74	962	13.0	74t	5
27t)	LaFell, N.E.	74	953	12.9	56t	7
29t)	*Benjamin, Car.	73	1008	13.8	51	9
29t)	J. Jones, Oak.	73	666	9.1	42	6
31t)	C. Johnson, Det.	71	1077	15.2	67t	8
31t)	Randle, NY-G	71	938	13.2	49	3
33)	Jackson, T.B.	70	1002	14.3	50	2
34t)	Green, Cin.	69	1041	15.1	81t	6
34t)	Gates, S.D. (TE)	69	821	11.9	34	12
36t)	*Evans, T.B.	68	1051	15.5	56t	12
36t)	Garcon, Was.	68	752	11.1	70t	3
36t)	Crabtree, S.F.	68	698	10.3	51	4
39t)	*J. Matthews, Phi.	67	872	13.0	44t	8
39t)	Kelce, K.C. (TE)	67	862	12.9	34	5
39t)	M. Wallace, Mia.	67	862	12.9	50	10
42t)	Baldwin, Sea.	66	825	12.5	49	3
42t)	Miller, Pit. (TE)	66	761	11.5	49	3
42t)	Jackson, Buf. (RB)	66	501	7.6	34	1
45t)	*Watkins, Buf.	65	982	15.1	84	6
45t)	Woods, Buf.	65	699	10.8	37	5
47t)	Wayne, Ind.	64	779	12.2	80	2
47t)	Witten, Dal. (TE)	64	703	11.0	34	5
49t)	Stills, N.O.	63	931	14.8	69t	3
49t)	Walker, Ten. (TE)	63	890	14.1	68	4
49t)	Hawkins, Cle.	63	824	13.1	65	2
49t)	Fitzgerald, Ariz	63	784	12.4	80t	2
49t)	Donnell, NY-G (TE)	63	623	9.9	32	6

**NFL / RECEIVING YARDAGE LEADERS**

Rank	Player, Team	Yards	Rec	Avg	Long	TD
1)	A. Brown, Pit.	1698	129	13.2	63t	13
2)	D. Thomas, Den.	1619	111	14.6	86t	11
3)	J. Jones, Atl.	1593	104	15.3	79	6
4)	Nelson, G.B.	1519	98	15.5	80t	13
5)	Sanders, Den.	1404	101	13.9	48	9
6)	Hilton, Ind.	1345	82	16.4	73t	7
7)	Tate, Det.	1331	99	13.4	73t	4
8)	Bryant, Dal.	1320	88	15.0	68t	16
9)	Maclin, Phi.	1318	85	15.5	72	10
10)	*Beckham, NY-G	1305	91	14.3	80t	12
11)	Cobb, G.B.	1287	91	14.1	70t	12
12)	Hopkins, Hou.	1210	76	15.9	76t	6
13)	D. Jackson, Was.	1169	56	20.9	81t	6
14)	Jeffery, Chi.	1133	85	13.3	74	10
15)	Gronkowski, N.E. (TE)	1124	82	13.7	46t	12
16)	C. Johnson, Det.	1077	71	15.2	67t	8
17)	S. Smith, Bal.	1065	79	13.5	80t	6
18)	Boldin, S.F.	1062	83	12.8	76t	5
19)	*Evans, T.B.	1051	68	15.5	56t	12
20)	Green, Cin.	1041	69	15.1	81t	6
21t)	*Benjamin, Car.	1008	73	13.8	51	9
21t)	Olsen, Car. (TE)	1008	84	12.0	38	6
23)	Jackson, T.B.	1002	70	14.3	50	2
24)	*Watkins, Buf.	982	65	15.1	84	6
25)	Edelman, N.E.	972	92	10.6	69t	4
26)	Decker, NY-J	962	74	13.0	74t	5
27)	LaFell, N.E.	953	74	12.9	56t	7
28)	Randle, NY-G	938	71	13.2	49	3
29)	A. Johnson, Hou.	936	85	11.0	35	3
30)	Stills, N.O.	931	63	14.8	69t	3
31)	White, Atl.	921	80	11.5	39	7
32)	Bennett, Chi. (TE)	916	90	10.2	37	6
33)	Colston, N.O.	902	59	15.3	57	5
34)	Walker, Ten. (TE)	890	63	14.1	68	4
35)	J. Graham, N.O. (TE)	889	85	10.5	29	10
36)	*J. Matthews, Phi.	872	67	13.0	44t	8
37t)	Kelce, K.C. (TE)	862	67	12.9	34	5
37t)	M. Wallace, Mia.	862	67	12.9	50	10
39)	Floyd, S.D.	856	52	16.5	59	6
40)	Bell, Pit. (RB)	854	83	10.3	48	3
41)	Floyd, Ariz	841	47	17.9	63	6
42)	Baldwin, Sea.	825	66	12.5	49	3
43)	Hawkins, Cle.	824	63	13.1	65	2
44)	Gates, S.D. (TE)	821	69	11.9	34	12
45)	Forte, Chi. (RB)	808	102	7.9	56	4
46)	Sanu, Cin.	790	56	14.1	76t	5
47)	Fitzgerald, Ariz	784	63	12.4	80t	2
48)	K. Allen, S.D.	783	77	10.2	35	4
49)	Wayne, Ind.	779	64	12.2	80	2
50)	Royal, S.D.	778	62	12.5	47t	7

**NFL / THIRD-DOWN RECEIVING LEADERS**

Rank	Player, Team	Rec	Yards	Avg	Long	TD
1)	A. Brown, Pit.	36	549	15.3	63t	4
2)	Tate, Det.	34	536	15.8	73t	3
3t)	D. Thomas, Den.	31	371	12.0	28	5
3t)	J. Jones, Oak.	31	256	8.3	29	1
5t)	Boldin, S.F.	30	444	14.8	76t	3
5t)	*Beckham, NY-G	30	412	13.7	80t	5
7t)	Nelson, G.B.	28	465	16.6	73t	5
7t)	Sanders, Den.	28	429	15.3	42t	4
7t)	J. Jones, Atl.	28	427	15.3	39	1
7t)	Decker, NY-J	28	392	14.0	74t	5
11t)	Cobb, G.B.	26	437	16.8	70t	6
11t)	Witten, Dal. (TE)	26	249	9.6	21	2
13)	Baldwin, Sea.	25	313	12.5	49	1
14t)	*J. Matthews, Phi.	24	359	15.0	36	3
14t)	*Benjamin, Car.	24	348	14.5	51	3
14t)	Bennett, Chi. (TE)	24	275	11.5	37	3
14t)	Rivera, Oak. (TE)	24	205	8.5	27	2
18t)	S. Smith, Bal.	23	420	18.3	80t	4
18t)	Hopkins, Hou.	23	391	17.0	56	2
18t)	White, Atl.	23	313	13.6	32	2
18t)	Ertz, Phi. (TE)	23	295	12.8	26	2
22t)	Gronkowski, N.E. (TE)	22	347	15.8	46t	3
22t)	Royal, S.D.	22	308	14.0	43t	4
22t)	Edelman, N.E.	22	244	11.1	44	0
22t)	J. Graham, N.O. (TE)	22	216	9.8	29	4
22t)	Crabtree, S.F.	22	207	9.4	25	2
22t)	*Landry, Mia.	22	155	7.0	20	1
28t)	Stillis, N.O.	21	361	17.2	69t	2
28t)	Fitzgerald, Ariz	21	349	16.6	80t	1
28t)	Gates, S.D. (TE)	21	312	14.9	34	6
28t)	*Evans, T.B.	21	296	14.1	34	4
28t)	Jeffery, Chi.	21	278	13.2	31	3
28t)	Kelce, K.C. (TE)	21	237	11.3	24	4
28t)	Donnell, NY-G (TE)	21	235	11.2	30	1
28t)	Forte, Chi. (RB)	21	233	11.1	56	0
36t)	C. Johnson, Det.	20	356	17.8	67t	3
36t)	Parker, NY-G	20	274	13.7	42	1
36t)	Bell, Pit. (RB)	20	240	12.0	44	2
36t)	A. Johnson, Hou.	20	208	10.4	23	0
36t)	Olsen, Car. (TE)	20	193	9.7	20	2
41t)	Jennings, Min.	19	245	12.9	38	2
41t)	Chandler, Buf. (TE)	19	227	11.9	28	1
41t)	Hawkins, Cle.	19	223	11.7	40	0
41t)	K. Allen, S.D.	19	219	11.5	35	0
41t)	Hogan, Buf.	19	204	10.7	24	1
41t)	Gresham, Cin. (TE)	19	161	8.5	23	1
41t)	B. Cunningham, St.L (RB)	19	141	7.4	19	1
48t)	*Watkins, Buf.	18	333	18.5	84	1
48t)	Sanu, Cin.	18	310	17.2	76t	1
48t)	Jackson, T.B.	18	273	15.2	40	2
48t)	Bryant, Dal.	18	272	15.1	44	3
48t)	Wright, Ten.	18	201	11.2	48	3
48t)	Jackson, Buf. (RB)	18	144	8.0	28	0
48t)	Reed, Was. (TE)	18	132	7.3	17	0



NFL / MOST YARDS FROM SCRIMMAGE

Rank	Player, Team	Total			Rushing			Receiving		
		Yards	Att+Rec	Avg	Yards	Att	Avg	Yards	Rec	Avg
1)	Murray, Dal. (RB)	2261	449	5.0	1845	392	4.7	416	57	7.3
2)	Bell, Pit. (RB)	2215	373	5.9	1361	290	4.7	854	83	10.3
3)	Forte, Chi. (RB)	1846	368	5.0	1038	266	3.9	808	102	7.9
4)	A. Brown, Pit. (WR)	1711	133	12.9	13	4	3.3	1698	129	13.2
5)	Lynch, Sea. (RB)	1673	317	5.3	1306	280	4.7	367	37	9.9
6)	D. Thomas, Den. (WR)	1619	111	14.6	0	0	---	1619	111	14.6
7)	J. Jones, Atl. (WR)	1594	105	15.2	1	1	1.0	1593	104	15.3
8)	Foster, Hou. (RB)	1573	298	5.3	1246	260	4.8	327	38	8.6
9)	Lacy, G.B. (RB)	1566	288	5.4	1139	246	4.6	427	42	10.2
10)	Forsett, Bal. (RB)	1529	279	5.5	1266	235	5.4	263	44	6.0
11)	Nelson, G.B. (WR)	1519	98	15.5	0	0	---	1519	98	15.5
12)	McCoy, Phi. (RB)	1474	340	4.3	1319	312	4.2	155	28	5.5
13)	Sanders, Den. (WR)	1448	109	13.3	44	8	5.5	1404	101	13.9
14)	Miller, Mia. (RB)	1374	254	5.4	1099	216	5.1	275	38	7.2
15)	Hilton, Ind. (WR)	1365	84	16.3	20	2	10.0	1345	82	16.4
16)	Tate, Det. (WR)	1361	104	13.1	30	5	6.0	1331	99	13.4
17)	*Beckham, NY-G (WR)	1340	98	13.7	35	7	5.0	1305	91	14.3
18)	*Hill, Cin. (RB)	1339	249	5.4	1124	222	5.1	215	27	8.0
19t)	Charles, K.C. (RB)	1324	246	5.4	1033	206	5.0	291	40	7.3
19t)	Cobb, G.B. (WR)	1324	102	13.0	37	11	3.4	1287	91	14.1
21)	Bryant, Dal. (WR)	1320	88	15.0	0	0	---	1320	88	15.0
22)	Maclin, Phi. (WR)	1318	85	15.5	0	0	---	1318	85	15.5
23)	Morris, Was. (RB)	1229	282	4.4	1074	265	4.1	155	17	9.1
24)	Gore, S.F. (RB)	1217	266	4.6	1106	255	4.3	111	11	10.1
25)	Hopkins, Hou. (WR)	1210	76	15.9	0	0	---	1210	76	15.9
26)	Bell, Det. (RB)	1182	257	4.6	860	223	3.9	322	34	9.5
27)	D. Jackson, Was. (WR)	1176	60	19.6	7	4	1.8	1169	56	20.9
28)	Anderson, Den. (RB)	1173	213	5.5	849	179	4.7	324	34	9.5
29)	Jeffery, Chi. (WR)	1166	91	12.8	33	6	5.5	1133	85	13.3
30)	Gronkowski, N.E. (TE)	1124	82	13.7	0	0	---	1124	82	13.7
31)	Ingram, N.O. (RB)	1109	255	4.3	964	226	4.3	145	29	5.0
32)	C. Johnson, Det. (WR)	1077	71	15.2	0	0	---	1077	71	15.2
33t)	Boldin, S.F. (WR)	1066	84	12.7	4	1	4.0	1062	83	12.8
33t)	Edelman, N.E. (WR)	1066	102	10.5	94	10	9.4	972	92	10.6
35)	S. Smith, Bal. (WR)	1065	79	13.5	0	0	---	1065	79	13.5
36)	Ellington, Ariz (RB)	1055	247	4.3	660	201	3.3	395	46	8.6
37)	*Evans, T.B. (WR)	1051	68	15.5	0	0	---	1051	68	15.5
38)	Green, Cin. (WR)	1043	71	14.7	2	2	1.0	1041	69	15.1
39)	Bernard, Cin. (RB)	1029	211	4.9	680	168	4.0	349	43	8.1
40)	Jackson, Buf. (RB)	1026	207	5.0	525	141	3.7	501	66	7.6
41t)	*Benjamin, Car. (WR)	1008	73	13.8	0	0	---	1008	73	13.8
41t)	Olsen, Car. (TE)	1008	84	12.0	0	0	---	1008	84	12.0
43)	Jackson, T.B. (WR)	1002	70	14.3	0	0	---	1002	70	14.3
44t)	Stewart, Car. (RB)	990	200	5.0	809	175	4.6	181	25	7.2
44t)	*Watkins, Buf. (WR)	990	67	14.8	8	2	4.0	982	65	15.1
46)	LaFell, N.E. (WR)	966	76	12.7	13	2	6.5	953	74	12.9
47)	Decker, NY-J (WR)	962	74	13.0	0	0	---	962	74	13.0
48)	Ivory, NY-J (RB)	944	216	4.4	821	198	4.1	123	18	6.8
49)	Randle, NY-G (WR)	938	71	13.2	0	0	---	938	71	13.2
50)	A. Johnson, Hou. (WR)	936	85	11.0	0	0	---	936	85	11.0

**NFL / LEADERS IN FIRST DOWNS**

Rank	Player, Team	Rush	Rec	Tot
1)	Bell, Pit. (RB)	73	41	114
2)	Murray, Dal. (RB)	85	16	101
3)	Forte, Chi. (RB)	63	28	91
4)	A. Brown, Pit. (WR)	0	85	85
5)	Lynch, Sea. (RB)	65	16	81
6)	McCoy, Phi. (RB)	67	10	77
7)	J. Jones, Atl. (WR)	0	76	76
8)	Lacy, G.B. (RB)	58	17	75
9t)	Cobb, G.B. (WR)	1	71	72
9t)	Sanders, Den. (WR)	3	69	72
11)	Nelson, G.B. (WR)	0	71	71
12)	D. Thomas, Den. (WR)	0	69	69
13)	*Hill, Cin. (RB)	61	7	68
14t)	Foster, Hou. (RB)	52	15	67
14t)	Miller, Mia. (RB)	57	10	67
16)	Forsett, Bal. (RB)	56	10	66
17)	Charles, K.C. (RB)	50	15	65
18)	Hilton, Ind. (WR)	1	62	63
19)	Jeffery, Chi. (WR)	1	60	61
20t)	Anderson, Den. (RB)	47	13	60
20t)	Bryant, Dal. (WR)	0	60	60
20t)	Gronkowski, N.E. (TE)	0	60	60
23t)	*Beckham, NY-G (WR)	2	57	59
23t)	C. Johnson, Det. (WR)	0	59	59
23t)	Tate, Det. (WR)	1	58	59
26t)	Bell, Det. (RB)	43	14	57
26t)	Hopkins, Hou. (WR)	0	57	57
28t)	Boldin, S.F. (WR)	0	56	56
28t)	Edelman, N.E. (WR)	7	49	56
28t)	Maclin, Phi. (WR)	0	56	56
28t)	Morris, Was. (RB)	48	8	56
28t)	Olsen, Car. (TE)	0	56	56
33)	Gore, S.F. (RB)	53	2	55
34t)	J. Graham, N.O. (TE)	0	54	54
34t)	White, Atl. (WR)	0	54	54
36)	Ingram, N.O. (RB)	47	5	52
37t)	*Benjamin, Car. (WR)	0	50	50
37t)	Jackson, T.B. (WR)	0	50	50
37t)	LaFell, N.E. (WR)	0	50	50
40t)	Jackson, Buf. (RB)	24	25	49
40t)	A. Johnson, Hou. (WR)	0	49	49
40t)	Stewart, Car. (RB)	42	7	49
43t)	*Landry, Mia. (WR)	0	48	48
43t)	Randle, NY-G (WR)	0	48	48
43t)	M. Wallace, Mia. (WR)	1	47	48
43t)	*Watkins, Buf. (WR)	1	47	48
43t)	Witten, Dal. (TE)	0	48	48
48t)	Decker, NY-J (WR)	0	47	47
48t)	Stills, N.O. (WR)	0	47	47
50t)	Ellington, Ariz (RB)	27	19	46
50t)	*Evans, T.B. (WR)	0	46	46
50t)	Green, Cin. (WR)	0	46	46
50t)	Ivory, NY-J (RB)	42	4	46
50t)	Jennings, NY-G (RB)	38	8	46
50t)	Wilson, Sea. (QB)	45	1	46

**NFL / LEADERS IN INTERCEPTIONS**

Rank	Player, Team	Int	Yards	Avg	Long	TD
1)	Quin, Det.	7	117	16.7	56	0
2)	Gipson, Cle.	6	158	26.3	62t	1
3t)	H. Smith, Min.	5	150	30.0	81t	1
3t)	Grimes, Mia.	5	80	16.0	32	1
3t)	Carter, Dal.	5	72	14.4	35	1
3t)	Adams, Ind.	5	24	4.8	10	0
3t)	Cox, S.F.	5	12	2.4	10	0
8t)	Johnson, Ariz	4	146	36.5	88t	2
8t)	Ihedigbo, Det.	4	86	21.5	70	0
8t)	*Fuller, Chi.	4	81	20.3	31	0
8t)	Sherman, Sea.	4	81	20.3	53	0
8t)	V. Davis, Ind.	4	72	18.0	42	0
8t)	Bethea, S.F.	4	71	17.8	49t	1
8t)	Banks, T.B.	4	69	17.3	32	1
8t)	Talib, Den.	4	62	15.5	33t	2
8t)	Culliver, S.F.	4	61	15.3	29	0
8t)	Mundy, Chi.	4	52	13.0	45t	1
8t)	N. Allen, Phi.	4	45	11.3	40	0
8t)	Harper, Car.	4	43	10.8	31t	1
8t)	Ishmael, Atl.	4	37	9.3	23t	1
8t)	Moore, Den.	4	36	9.0	19	0
8t)	Woodson, Oak.	4	35	8.8	30	0
8t)	Skrine, Cle.	4	34	8.5	30	0
8t)	Nelson, Cin.	4	30	7.5	31	0
8t)	Demps, NY-G	4	19	4.8	10	0
8t)	McKelvin, Buf.	4	10	2.5	9	0

**NFL / LEADERS IN SACKS**

Rank	Player, Team	Sacks
1)	Houston, K.C. (LB)	22.0
2)	Watt, Hou. (DE)	20.5
3)	Dumervil, Bal. (LB)	17.0
4t)	Barwin, Phi. (LB)	14.5
4t)	Ma. Williams, Buf. (DE)	14.5
6)	V. Miller, Den. (LB)	14.0
7)	Kerrigan, Was. (LB)	13.5
8)	Pierre-Paul, NY-G (DE)	12.5
9t)	Griffen, Min. (DE)	12.0
9t)	Suggs, Bal. (LB)	12.0
11)	Wake, Mia. (DE)	11.5
12t)	Kruger, Cle. (LB)	11.0
12t)	Matthews, G.B. (LB)	11.0
14)	Quinn, St.L (DE)	10.5
15t)	Dareus, Buf. (DT)	10.0
15t)	Galette, N.O. (LB)	10.0
15t)	Ware, Den. (DE)	10.0
15t)	Young, Chi. (DE)	10.0
19)	Hughes, Buf. (DE)	9.5
20t)	Curry, Phi. (DE)	9.0
20t)	*Donald, St.L (DT)	9.0
22t)	Johnson, Car. (DE)	8.5
22t)	Marks, Jac. (DT)	8.5
22t)	McCoy, T.B. (DT)	8.5
22t)	Suh, Det. (DT)	8.5
26t)	Clemons, Jac. (DE)	8.0
26t)	Dunlap, Cin. (DE)	8.0
26t)	Ninkovich, N.E. (DE)	8.0
26t)	Okafor, Ariz (LB)	8.0
26t)	S. Richardson, NY-J (DE)	8.0
31t)	Ansah, Det. (DE)	7.5
31t)	Heyward, Pit. (DE)	7.5
31t)	Jordan, N.O. (DE)	7.5
31t)	McPhee, Bal. (LB)	7.5
31t)	Worilds, Pit. (LB)	7.5
36t)	Bennett, Sea. (DE)	7.0
36t)	Campbell, Ariz (DE)	7.0
36t)	Hankins, NY-G (DT)	7.0
36t)	Peppers, G.B. (LB)	7.0
40t)	Addison, Car. (DE)	6.5
40t)	Cole, Phi. (LB)	6.5
40t)	Coples, NY-J (LB)	6.5
40t)	Davis, Jac. (DE)	6.5
40t)	Irvin, Sea. (LB)	6.5
40t)	T. Johnson, Min. (DT)	6.5
40t)	Morgan, Ten. (LB)	6.5
40t)	*Newsome, Ind. (LB)	6.5
40t)	Ratliff, Chi. (DT)	6.5
40t)	Smith, Buf.-T.B. (DE)	6.5
40t)	Vernon, Mia. (DE)	6.5

**NFL / FUMBLE RECOVERIES**

Rank	Player, Team	TotRec	OffRec	DefRec
1)	Wilson, Sea.	6	6	0
2t)	McCown, T.B.	5	5	0
2t)	Rivers, S.D.	5	5	0
2t)	A. Rodgers, G.B.	5	5	0
2t)	G. Smith, NY-J	5	5	0
2t)	Watt, Hou.	5	0	5
7t)	Austin, St.L	4	4	0
7t)	Bell, Det.	4	4	0
7t)	Brees, N.O.	4	4	0
7t)	*Carr, Oak.	4	4	0
7t)	Cutler, Chi.	4	4	0
7t)	Fitzpatrick, Hou.	4	4	0
7t)	Hill, St.L	4	4	0
7t)	D. Jackson, Ind.	4	0	4
7t)	Jackson, Buf.	4	4	0
7t)	Luck, Ind.	4	4	0
7t)	Tannehill, Mia.	4	4	0

NFL / OFFENSIVE FUMBLE RECOVERIES

Rank	Player, Team	Ret	Yards	Avg	Long	TD
1)	Wilson, Sea.	6	0	0.0	0	0
2t)	McCown, T.B.	5	0	0.0	0	0
2t)	Rivers, S.D.	5	0	0.0	0	0
2t)	A. Rodgers, G.B.	5	0	0.0	0	0
2t)	G. Smith, NY-J	5	0	0.0	0	0
6t)	Austin, St.L	4	0	0.0	0	0
6t)	Bell, Det.	4	0	0.0	0	0
6t)	Brees, N.O.	4	0	0.0	0	0
6t)	*Carr, Oak.	4	0	0.0	0	0
6t)	Cutler, Chi.	4	0	0.0	0	0
6t)	Fitzpatrick, Hou.	4	0	0.0	0	0
6t)	Hill, St.L	4	0	0.0	0	0
6t)	Jackson, Buf.	4	0	0.0	0	0
6t)	Luck, Ind.	4	0	0.0	0	0
6t)	Tannehill, Mia.	4	-6	-1.5	0	0

**NFL / DEFENSIVE FUMBLE RECOVERIES**

Rank	Player, Team	Ret	Yards	Avg	Long	TD
1)	Watt, Hou.	5	59	11.8	45t	1
2)	D. Jackson, Ind.	4	35	8.8	35t	1
3t)	Thornton, Phi.	3	40	13.3	40	1
3t)	*Barr, Min.	3	27	9.0	27t	1
3t)	N. Allen, Phi.	3	25	8.3	22	0
3t)	Cox, Phi.	3	21	7.0	17t	1
3t)	Peppers, G.B.	3	2	0.7	2	0
3t)	Butler, S.D.	3	0	0.0	0	0
3t)	Graham, Ten.-NY-J	3	0	0.0	0	0
3t)	Hill, Sea.	3	0	0.0	0	0
11t)	Joseph, Hou.	2	73	36.5	49	0
11t)	Stuckey, S.D.	2	53	26.5	53t	1
11t)	Hayward, G.B.	2	49	24.5	49t	1
11t)	*Williamson, Ten.	2	43	21.5	41	0
11t)	Haden, Cle.	2	34	17.0	34	0
11t)	Laurinaitis, St.L	2	17	8.5	17	0
11t)	Moore, Dal.	2	17	8.5	17	0
11t)	Wilcox, Dal.	2	11	5.5	11	0
11t)	McLeod, St.L	2	9	4.5	9	0
11t)	*Benwikere, Car.	2	6	3.0	6	0
11t)	Maponga, Atl.	2	6	3.0	6	0
11t)	McDonald, T.B.	2	4	2.0	3	0
11t)	Collins, N.E.	2	3	1.5	3	0
11t)	D. Williams, Buf.	2	3	1.5	3	0
11t)	Robey, Buf.	2	2	1.0	2	0
11t)	Melton, Dal.	2	1	0.5	1	0
11t)	Adams, Ind.	2	0	0.0	0	0
11t)	Addison, Car.	2	0	0.0	0	0
11t)	Allen, Chi.	2	0	0.0	0	0
11t)	Bartu, Atl.	2	0	0.0	0	0
11t)	Clark, Was.	2	0	0.0	0	0
11t)	Cox, S.F.	2	0	0.0	0	0
11t)	Davis, NY-J	2	0	0.0	0	0
11t)	Davis, Jac.	2	0	0.0	0	0
11t)	Delmas, Mia.	2	0	0.0	0	0
11t)	Liuget, S.D.	2	0	0.0	0t	1
11t)	Short, Car.	2	0	0.0	0	0
11t)	*T. Smith, Jac.	2	0	0.0	0	0
11t)	Spence, T.B.	2	0	0.0	0	0
11t)	Trusnik, Mia.	2	0	0.0	0	0
11t)	Tyson, Bal.	2	0	0.0	0	0
11t)	Weems, Atl.	2	0	0.0	0	0
11t)	Worilds, Pit.	2	0	0.0	0	0
11t)	Zombo, K.C.	2	0	0.0	0	0
11t)	Evans, Jac.	2	-2	-1.0	0	0

**NFL / TOUCHBACKS ON KICKOFFS**

Rank	Player, Team	TB
1)	McAfee, Ind.	70
2)	McManus, Den.	64
3)	Gano, Car.	61
4)	Tucker, Bal.	60
5t)	Gostkowski, N.E.	53
5t)	Martin, Det.	53
7)	Bailey, Dal.	52
8)	Gay, Buf.	49
9)	Walsh, Min.	48
10t)	Bosher, Atl.	46
10t)	J. Brown, NY-G	46
10t)	Hauschka, Sea.	46
10t)	*Parkey, Phi.	46
14)	Crosby, G.B.	41
15t)	Bullock, Hou.	40
15t)	Morstead, N.O.	40
17)	Cundiff, Cle.	39
18t)	*Catanzaro, Ariz	38
18t)	Zuerlein, St.L	38
20t)	Nugent, Cin.	37
20t)	Scobee, Jac.	37
20t)	Sturgis, Mia.	37
23)	Janikowski, Oak.	34
24t)	Dawson, S.F.	32
24t)	Suisham, Pit.	32
26t)	Koenen, T.B.	31
26t)	Succop, Ten.	31
28)	*Santos, K.C.	26
29t)	Folk, NY-J	21
29t)	Gould, Chi.	21
31)	Forbath, Was.	18
32)	Novak, S.D.	10
33)	Way, Was.	9
34)	Feely, Chi.	3
35t)	Lanning, Cle.	1
35t)	*O'Donnell, Chi.	1



NFL / LEADING PUNTERS

Rank	Player, Team	No	Yards	Lg	Avg	TB	Blk	Dwn	OB	Opp Ret	In Yds	Net 20	Avg
1)	Way, Was.	77	3659	77	47.5	7	1	12	6	42	397	22	40.0
2)	Anger, Jac.	94	4464	69	47.5	10	2	5	7	52	464	25	39.6
3)	Koch, Bal.	60	2841	73	47.4	4	0	8	11	23	166	26	43.3
4)	Huber, Cin.	73	3419	69	46.8	6	0	14	8	30	226	27	42.1
5)	Kern, Ten.	88	4118	79	46.8	7	1	6	7	43	350	28	40.8
6)	Lee, S.F.	72	3369	71	46.8	7	1	3	4	36	336	28	39.6
7)	McAfee, Ind.	69	3221	61	46.7	3	0	5	7	35	205	30	42.8
8)	Hekker, St.L	80	3721	61	46.5	5	1	10	10	28	192	33	42.3
9)	Morstead, N.O.	58	2690	63	46.4	5	0	10	6	24	99	19	42.9
10)	Allen, N.E.	66	3060	67	46.4	6	1	10	6	29	267	25	39.9
11)	Fields, Mia.	58	2688	60	46.3	3	1	3	5	36	349	21	38.6
12)	Lechler, Hou.	83	3845	71	46.3	10	1	13	4	32	396	27	38.7
13)	Martin, Det.	68	3138	71	46.1	5	0	10	2	30	311	29	40.1
14)	Quigley, NY-J	78	3580	69	45.9	9	1	9	12	25	250	23	39.9
15)	Scifres, S.D.	55	2516	72	45.7	6	1	9	7	21	216	21	38.9
16)	Bosher, Atl.	67	3063	66	45.7	4	0	3	6	26	250	27	40.8
17)	Weatherford, NY-G	80	3640	71	45.5	6	1	15	5	37	391	25	38.6
18)	Jones, Dal.	57	2586	64	45.4	2	1	4	11	25	240	21	39.8
19)	King, Oak.	109	4930	62	45.2	3	0	21	5	47	513	31	40.0
20)	Nortman, Car.	72	3236	72	44.9	5	2	13	6	28	435	26	36.5
21)	Colquitt, K.C.	71	3164	69	44.6	5	0	13	4	29	190	31	40.5
22)	Lanning, Cle.	93	4119	59	44.3	9	0	11	5	42	295	25	39.2
23)	Locke, Min.	75	3318	62	44.2	6	1	9	2	39	255	21	38.7
24)	Colquitt, Den.	69	3048	65	44.2	4	0	7	6	33	371	25	37.6
25)	Ryan, Sea.	61	2688	66	44.1	6	1	7	9	17	195	28	38.3
26)	Masthay, G.B.	49	2159	63	44.1	4	2	8	5	22	191	14	37.0
27)	Jones, Phi.	76	3331	68	43.8	7	0	13	5	29	238	34	38.9
28)	*O'Donnell, Chi.	71	3107	61	43.8	3	1	7	9	33	335	20	37.7
29)	Wing, Pit.	61	2667	74	43.7	4	0	9	3	27	220	20	38.8
30)	Schmidt, Buf.	86	3692	67	42.9	6	0	11	11	38	246	31	38.7
31)	D. Butler, Ariz	79	3328	67	42.1	5	2	8	5	26	246	34	36.8
32)	Koenen, T.B.	78	3154	56	40.4	2	1	12	6	32	185	17	37.1



NFL / LEADING PUNTERS, NET AVERAGE

Rank	Player, Team	No	Yards	Lg	Avg	TB	Blk	Dwn	OB	Opp Ret	Ret Yds	In 20	Net Avg
1)	Koch, Bal.	60	2841	73	47.4	4	0	8	11	23	166	26	43.3
2)	Morstead, N.O.	58	2690	63	46.4	5	0	10	6	24	99	19	42.9
3)	McAfee, Ind.	69	3221	61	46.7	3	0	5	7	35	205	30	42.8
4)	Hekker, St.L	80	3721	61	46.5	5	1	10	10	28	192	33	42.3
5)	Huber, Cin.	73	3419	69	46.8	6	0	14	8	30	226	27	42.1
6)	Bosher, Atl.	67	3063	66	45.7	4	0	3	6	26	250	27	40.8
7)	Kern, Ten.	88	4118	79	46.8	7	1	6	7	43	350	28	40.8
8)	Colquitt, K.C.	71	3164	69	44.6	5	0	13	4	29	190	31	40.5
9)	Martin, Det.	68	3138	71	46.1	5	0	10	2	30	311	29	40.1
10)	Way, Was.	77	3659	77	47.5	7	1	12	6	42	397	22	40.0
11)	King, Oak.	109	4930	62	45.2	3	0	21	5	47	513	31	40.0
12)	Allen, N.E.	66	3060	67	46.4	6	1	10	6	29	267	25	39.9
13)	Quigley, NY-J	78	3580	69	45.9	9	1	9	12	25	250	23	39.9
14)	Jones, Dal.	57	2586	64	45.4	2	1	4	11	25	240	21	39.8
15)	Lee, S.F.	72	3369	71	46.8	7	1	3	4	36	336	28	39.6
16)	Anger, Jac.	94	4464	69	47.5	10	2	5	7	52	464	25	39.6
17)	Lanning, Cle.	93	4119	59	44.3	9	0	11	5	42	295	25	39.2
18)	Scifres, S.D.	55	2516	72	45.7	6	1	9	7	21	216	21	38.9
19)	Jones, Phi.	76	3331	68	43.8	7	0	13	5	29	238	34	38.9
20)	Wing, Pit.	61	2667	74	43.7	4	0	9	3	27	220	20	38.8
21)	Locke, Min.	75	3318	62	44.2	6	1	9	2	39	255	21	38.7
22)	Lechler, Hou.	83	3845	71	46.3	10	1	13	4	32	396	27	38.7
23)	Schmidt, Buf.	86	3692	67	42.9	6	0	11	11	38	246	31	38.7
24)	Weatherford, NY-G	80	3640	71	45.5	6	1	15	5	37	391	25	38.6
25)	Fields, Mia.	58	2688	60	46.3	3	1	3	5	36	349	21	38.6
26)	Ryan, Sea.	61	2688	66	44.1	6	1	7	9	17	195	28	38.3
27)	*O'Donnell, Chi.	71	3107	61	43.8	3	1	7	9	33	335	20	37.7
28)	Colquitt, Den.	69	3048	65	44.2	4	0	7	6	33	371	25	37.6
29)	Koenen, T.B.	78	3154	56	40.4	2	1	12	6	32	185	17	37.1
30)	Masthay, G.B.	49	2159	63	44.1	4	2	8	5	22	191	14	37.0
31)	D. Butler, Ariz	79	3328	67	42.1	5	2	8	5	26	246	34	36.8
32)	Nortman, Car.	72	3236	72	44.9	5	2	13	6	28	435	26	36.5



NFL / PUNT RETURN LEADERS

Rank	Player, Team	Ret	FC	Yards	Avg	Long	TD
1)	Sproles, Phi.	39	16	506	13.0	82t	2
2)	Edelman, N.E.	25	6	299	12.0	84t	1
3)	*Thomas, K.C.	34	0	405	11.9	81t	1
4)	A. Jones, Cin.	22	1	262	11.9	47	0
5)	Austin, St.L	35	23	391	11.2	78t	1
6)	Sherels, Min.	27	26	297	11.0	35	0
7)	Ginn, Ariz	26	24	277	10.7	71t	1
8)	A. Brown, Pit.	30	16	319	10.6	71t	1
9t)	Harris, Dal.	30	13	275	9.2	38	0
9t)	J. Jones, Bal.	30	17	275	9.2	45	0
11)	Ross, Det.	32	37	284	8.9	28	0
12)	McKelvin, Buf.	21	8	183	8.7	24	0
13)	*Ellington, S.F.	23	12	188	8.2	23	0
14)	*Landry, Mia.	25	19	204	8.2	32	0
15)	*Beckham, NY-G	21	11	171	8.1	25	0
16)	Kerley, NY-J	25	13	199	8.0	41	0
17)	Walters, Sea.	27	23	207	7.7	21	0
18)	*Carrie, Oak.	26	11	195	7.5	27	0
19)	Roberts, Was.	28	25	208	7.4	37	0
20)	*Burse, Den.	29	24	211	7.3	22	0
21)	Whalen, Ind.	26	17	187	7.2	22	0
22)	Sanders, Jac.	32	10	227	7.1	23	0
23)	McCluster, Ten.	22	14	155	7.0	48	0
24)	K. Martin, Hou.	25	24	154	6.2	21	0

NFL / KICKOFF RETURN LEADERS

Rank	Player, Team	Ret	Yards	Avg	Long	TD
1)	A. Jones, Cin.	27	844	31.3	97	0
2)	J. Jones, Bal.	32	978	30.6	108t	1
3)	K. Davis, K.C.	29	829	28.6	99t	1
4)	*Landry, Mia.	34	954	28.1	74	0
5)	B. Cunningham, St.L	35	963	27.5	75	0
6)	Patterson, Min.	34	871	25.6	51	0
7)	*Ellington, S.F.	24	614	25.6	38	0
8)	Todman, Jac.	38	972	25.6	40	0
9)	Mariani, Chi.	20	510	25.5	67	0
10)	Ross, Det.	23	584	25.4	41	0
11)	Hester, Atl.	45	1128	25.1	66	0
12)	Harris, Dal.	30	742	24.7	42	0
13)	Wheaton, Pit.	20	494	24.7	41	0
14)	Harvin, Sea.-NY-J	32	778	24.3	65	0
15)	Parker, NY-G	21	509	24.2	45	0
16)	C. Williams, Chi.	24	579	24.1	101t	1
17)	Amendola, N.E.	20	482	24.1	81	0
18)	L. Washington, Ten.	31	738	23.8	52	0
19)	Roberts, Was.	30	710	23.7	45	0
20)	Harris, G.B.	22	456	20.7	41	0
21)	Ginn, Ariz	22	417	19.0	43	0



AFC / SINGLE-GAME HIGHS / PLAYERS

Most Points-- 24, Gray, N.E. at Ind., 11/16, (4 td, 0 fg, 0 xp, 0 2pt)
Passing Yards-- 522, Roethlisberger, Pitt. vs. Ind., 10/26, (40-49, 522, 6 td, 0 int)
Longest Pass-- 94, Roethlisberger, Pitt. at Cin., 12/7, (to Bryant, Martavis, td)
Passing Touchdowns-- 6, (3 times in Non-Overtime Games)
Rushing Yards-- 204, Bell, Pitt. at Tenn., 11/17, (33-204, 1 td)
Rushing Attempts-- 37, Gray, N.E. at Ind., 11/16, (37-201, 4 td)
Longest Rush-- 97, Miller, Miami vs. NY-J, 12/28, td
Receptions-- 12, Green, Cin. at Hou., 11/23, (12-121, 0 td)
Receiving Yards-- 238, Hopkins, Hou. vs. Tenn., 11/30, (9-238, 2 td)
Kickoff Return Yards-- 188, J. Jones, Balt. at Pitt., 11/2, (4-188, 1 td)
Kickoff Returns-- 7, Tate, Cin. at N.E., 10/5, (7-141, 0 td)
Longest Kickoff Return-- 108, J. Jones, Balt. at Pitt., 11/2, td
Punt Return Yards-- 156, Thomas, K.C. vs. Oak., 12/14, (8-156, 0 fc, 1 td)
Punt Returns-- 8, Thomas, K.C. vs. Oak., 12/14, (8-156, 0 fc, 1 td)
Longest Punt Return-- 84, Edelman, N.E. vs. Denv., 11/2, td
Interceptions-- 2, (17 times in Non-Overtime Games)
Longest Interception Return-- 81, Delmas, Miami at Jax , 10/26, td
Sacks-- 4.0, Houston, K.C. vs. S.D., 12/28
Scrimmage Yards-- 254, Bell, Pitt. vs. N.O., 11/30, (Rush 21-95, Rec 8-159)
Longest Punt-- 79, Kern, Tenn. vs. Ind., 12/28
Punts-- 11, Huber, Cin. at Ind., 10/19, (11-558, 50.7)
Punts-- 11, King, Oak. at K.C., 12/14, (11-477, 43.4)
Field Goals Made-- 6, Bullock, Hou. vs. Balt., 12/21, (6-6, 39 lg)
Longest Field Goal-- 58, Carpenter, Buff. at Det., 10/5

NFC / SINGLE-GAME HIGHS / PLAYERS

Most Points-- 24, Lynch, Sea. vs. NY-G, 11/9, (4 td, 0 fg, 0 xp, 0 2pt)
Passing Yards-- 448, Ryan, Atl. vs. N.O., 9/7 (OT), (31-43, 448, 3 td, 0 int)
Passing Yards-- 429, E. Manning, NY-G vs. Phil., 12/28, (28-53, 429, 1 td, 1 int)
Longest Pass-- 87, Bridgewater, Minn. vs. NY-J, 12/7 (OT), (to Wright, Jarius, td)
Longest Pass-- 81, Cousins, Wash. at Phil., 9/21, (to Jackson, DeSean, td)
Longest Pass-- 81, Thomas, Ariz. at Denv., 10/5, (to Ellington, Andre, td)
Passing Touchdowns-- 6, A. Rodgers, G.B. vs. Chi., 11/9, (18-27, 315, 6 td, 0 int)
Rushing Yards-- 179, Murray, Dal. at Chi., 12/4, (32-179, 1 td)
Rushing Attempts-- 34, Jennings, NY-G vs. Hou., 9/21, (34-176, 1 td)
Longest Rush-- 90, Kaepernick, S.F. vs. S.D., 12/20 (OT), td
Longest Rush-- 89, Mason, St.L. vs. Oak., 11/30, td
Receptions-- 15, Ertz, Phil. at Wash., 12/20, (15-115, 0 td)
Receiving Yards-- 259, J. Jones, Atl. at G.B., 12/8, (11-259, 1 td)
Kickoff Return Yards-- 288, C. Williams, Chi. at G.B., 11/9, (10-288, 1 td)
Kickoff Returns-- 10, C. Williams, Chi. at G.B., 11/9, (10-288, 1 td)
Longest Kickoff Return-- 107, Huff, Phil. vs. Tenn., 11/23, td
Punt Return Yards-- 143, Austin, St.L. at Wash., 12/7, (4-143, 0 fc, 1 td)
Punt Returns-- 7, Roberts, Wash. vs. Jax , 9/14, (7-59, 0 fc, 0 td)
Longest Punt Return-- 90, Bailey, St.L. vs. Sea., 10/19, td
Interceptions-- 2, (11 times in Non-Overtime Games)
Longest Interception Return-- 99, Jenkins, St.L. at S.D., 11/23, td
Sacks-- 4.0, Kerrigan, Wash. vs. Jax , 9/14
Scrimmage Yards-- 259, J. Jones, Atl. at G.B., 12/8, (Rush 0-0, Rec 11-259)
Longest Punt-- 77, Way, Wash. vs. NY-G, 9/25
Punts-- 11, Zastudil, Ariz. at Denv., 10/5, (11-487, 44.3)
Field Goals Made-- 5, (5 times in Non-Overtime Games)
Longest Field Goal-- 58, Hauschka, Sea. at Car., 10/26



300-Yard Passing Games

522, Roethlisberger, PIT vs. IND 10/26 (40-49, 6 TD)
479, Manning, DEN vs. ARI 10/05 (31-47, 4 TD)
448, Ryan, ATL vs. NO 09/07 (ot) (31-43, 3 TD)
438, Manning, DEN at NE 11/02 (34-57, 2 TD)
435, Roethlisberger, PIT vs. NO 11/30 (32-58, 2 TD)
429, E. Manning, NYG vs. PHI 12/28 (28-53, 1 TD)
427, Cousins, WAS at PHI 09/21 (30-48, 3 TD)
420, Brees, NO vs. BAL 11/24 (35-45, 3 TD)
418, A. Rodgers, GB at NO 10/26 (28-39, 1 TD)
411, Foles, PHI at ARI 10/26 (36-62, 2 TD)
400, Luck, IND at PIT 10/26 (26-45, 3 TD)
396, Tannehill, MIA vs. MIN 12/21 (35-47, 4 TD)
393, Luck, IND vs. TEN 09/28 (29-41, 4 TD)
392, McCoy, WAS at IND 11/30 (31-47, 3 TD)
391, E. Manning, NYG at STL 12/21 (25-32, 3 TD)
390, Stafford, DET vs. CHI 11/27 (34-45, 2 TD)
389, Manning, DEN at STL 11/16 (34-54, 1 TD)
383, Rivers, SD at BAL 11/30 (34-45, 3 TD)
381, Cutler, CHI at ATL 10/12 (26-38, 1 TD)
377, Rivers, SD vs. JAX 09/28 (29-39, 3 TD)
375, Brees, NO at CHI 12/15 (29-36, 3 TD)
375, A. Davis, STL at PHI 10/05 (29-49, 3 TD)
375, Ryan, ATL at GB 12/08 (24-39, 4 TD)
374, Sanchez, PHI at WAS 12/20 (37-50, 2 TD)
371, Brees, NO vs. TB 10/05 (ot) (35-57, 2 TD)
370, Luck, IND at DEN 09/07 (35-53, 2 TD)
370, Luck, IND at JAX 09/21 (31-39, 4 TD)
370, Luck, IND at HOU 10/09 (25-44, 3 TD)
370, Luck, IND vs. WAS 11/30 (19-27, 5 TD)
368, A. Rodgers, GB vs. NE 11/30 (24-38, 2 TD)
365, Roethlisberger, PIT vs. CLE 09/07 (23-34, 1 TD)
361, Ryan, ATL vs. ARI 11/30 (30-41, 2 TD)
361, Brady, NE at BUF 10/12 (27-37, 4 TD)
360, Roethlisberger, PIT at ATL 12/14 (27-35, 0 TD)
359, E. Manning, NYG vs. IND 11/03 (27-52, 2 TD)
358, G. Smith, NYJ at MIA 12/28 (20-25, 3 TD)
358, Fitzpatrick, HOU vs. TEN 11/30 (24-33, 6 TD)
356, Rivers, SD at SF 12/20 (ot) (33-54, 4 TD)
355, Orton, BUF at DEN 12/07 (38-57, 1 TD)
354, Luck, IND at NYG 11/03 (25-46, 4 TD)
354, Cousins, WAS at ARI 10/12 (24-38, 2 TD)
354, Brady, NE vs. CHI 10/26 (30-35, 5 TD)
350, Roethlisberger, PIT at CIN 12/07 (25-39, 3 TD)
349, Brady, NE vs. DET 11/23 (38-53, 2 TD)
349, Cutler, CHI vs. BUF 09/07 (ot) (34-49, 2 TD)
346, Stafford, DET vs. NYG 09/08 (22-32, 2 TD)
346, Sanchez, PHI at GB 11/16 (26-44, 2 TD)
346, A. Rodgers, GB vs. NYJ 09/14 (25-42, 3 TD)
346, Tannehill, MIA at NE 12/14 (29-47, 1 TD)
345, Flacco, BAL vs. CIN 09/07 (35-62, 1 TD)
345, Mettenberger, TEN at PHI 11/23 (20-39, 2 TD)
344, Luck, IND vs. CIN 10/19 (27-42, 2 TD)
343, Kaepernick, SF at STL 10/13 (22-35, 3 TD)
343, Roethlisberger, PIT at NYJ 11/09 (30-43, 1 TD)
342, Brees, NO at DET 10/19 (28-45, 2 TD)
341, A. Rodgers, GB vs. PHI 11/16 (22-36, 3 TD)
341, McCown, TB at CHI 11/23 (25-48, 1 TD)
341, Cutler, CHI vs. DAL 12/04 (32-46, 2 TD)



300-Yard Passing Games

340, Manning, DEN at OAK 11/09 (31-44, 5 TD)
340, Brees, NO at DAL 09/28 (32-44, 2 TD)
340, Roethlisberger, PIT vs. BAL 11/02 (25-37, 6 TD)
339, Wilson, SEA at ARI 12/21 (20-31, 2 TD)
338, E. Manning, NYG vs. DAL 11/23 (29-40, 3 TD)
336, Bortles, JAX at TEN 10/12 (32-46, 1 TD)
336, Griffin III, WAS vs. DAL 12/28 (27-41, 1 TD)
333, Brady, NE vs. DEN 11/02 (33-53, 4 TD)
333, Brees, NO at ATL 09/07 (ot) (29-42, 1 TD)
332, Sanchez, PHI vs. CAR 11/10 (20-37, 2 TD)
331, Foles, PHI at IND 09/15 (21-37, 1 TD)
330, Hoyer, CLE vs. HOU 11/16 (20-50, 1 TD)
330, Cutler, CHI vs. MIN 11/16 (31-43, 3 TD)
329, C. Palmer, ARI vs. PHI 10/26 (20-42, 2 TD)
329, Orton, BUF at OAK 12/21 (32-49, 3 TD)
328, Carr, OAK at CLE 10/26 (34-54, 1 TD)
327, A. Davis, STL vs. DAL 09/21 (30-42, 3 TD)
327, Flacco, BAL vs. CAR 09/28 (22-31, 3 TD)
327, A. Rodgers, GB vs. ATL 12/08 (24-36, 3 TD)
325, Stafford, DET at ATL 10/26 (24-47, 2 TD)
325, Foles, PHI vs. WAS 09/21 (27-41, 3 TD)
324, Romo, DAL vs. HOU 10/05 (ot) (28-41, 2 TD)
323, Dalton, CIN vs. CAR 10/12 (ot) (33-43, 2 TD)
322, Hoyer, CLE at ATL 11/23 (23-40, 0 TD)
322, Ryan, ATL at NO 12/21 (30-40, 1 TD)
322, Foles, PHI vs. JAX 09/07 (27-45, 2 TD)
318, Manning, DEN vs. SF 10/19 (22-26, 4 TD)
318, A. Rodgers, GB at TB 12/21 (31-40, 1 TD)
317, Brady, NE at SD 12/07 (28-44, 2 TD)
317, Roethlisberger, PIT vs. CIN 12/28 (24-38, 2 TD)
317, Bridgewater, MIN vs. ATL 09/28 (19-30, 0 TD)
316, Ryan, ATL at NYG 10/05 (29-45, 1 TD)
316, G. Smith, NYJ vs. CHI 09/22 (26-43, 1 TD)
316, Lindley, ARI at SF 12/28 (23-39, 2 TD)
315, A. Rodgers, GB vs. CHI 11/09 (18-27, 6 TD)
315, Bridgewater, MIN at DET 12/14 (31-41, 1 TD)
314, Roethlisberger, PIT vs. TB 09/28 (29-40, 3 TD)
314, Glennon, TB vs. BAL 10/12 (24-44, 2 TD)
313, Rivers, SD at OAK 10/12 (22-34, 3 TD)
313, Brees, NO vs. ATL 12/21 (30-47, 1 TD)
313, Wilson, SEA at STL 10/19 (23-36, 2 TD)
312, Flacco, BAL vs. CLE 12/28 (22-36, 2 TD)
312, Luck, IND vs. BAL 10/05 (32-49, 1 TD)
311, Stafford, DET vs. TB 12/07 (26-34, 3 TD)
311, Brees, NO vs. GB 10/26 (27-32, 3 TD)
311, Manning, DEN at CIN 12/22 (28-44, 2 TD)
311, A. Smith, KC at PIT 12/21 (31-45, 0 TD)
310, Ryan, ATL vs. PIT 12/14 (26-37, 2 TD)
309, Bridgewater, MIN vs. NYJ 12/07 (ot) (19-27, 2 TD)
308, Orton, BUF at DET 10/05 (30-43, 1 TD)
307, Sanchez, PHI vs. TEN 11/23 (30-43, 1 TD)
306, Stanton, ARI vs. DET 11/16 (21-32, 2 TD)
306, Newton, CAR at PHI 11/10 (25-40, 2 TD)
306, Flacco, BAL at TB 10/12 (21-29, 5 TD)
304, C. Palmer, ARI vs. SD 09/08 (24-37, 2 TD)
303, Flacco, BAL at PIT 11/02 (30-45, 2 TD)
303, Luck, IND vs. NE 11/16 (23-39, 2 TD)
303, Manning, DEN at SEA 09/21 (ot) (31-49, 2 TD)



300-Yard Passing Games

302, Dalton, CIN vs. PIT 12/07 (21-29, 2 TD)
302, Glennon, TB at PIT 09/28 (21-42, 2 TD)
302, A. Rodgers, GB at CHI 09/28 (22-28, 4 TD)
301, McCown, TB vs. ATL 11/09 (27-43, 2 TD)
301, Dalton, CIN at BAL 09/07 (25-38, 1 TD)
300, Hoyer, CLE vs. TB 11/02 (21-34, 2 TD)
300, E. Manning, NYG at WAS 09/25 (28-39, 4 TD)



100-Yard Receiving Games

259, J. Jones, ATL at GB 12/08 (11 rec., 1 TD)
238, Hopkins, HOU vs. TEN 11/30 (9 rec., 2 TD)
226, D. Thomas, DEN vs. ARI 10/05 (8 rec., 2 TD)
224, Green, CIN vs. PIT 12/07 (11 rec., 1 TD)
223, Hilton, IND at HOU 10/09 (9 rec., 1 TD)
221, Decker, NYJ at MIA 12/28 (10 rec., 1 TD)
209, Nelson, GB vs. NYJ 09/14 (9 rec., 1 TD)
209, Evans, TB at WAS 11/16 (7 rec., 2 TD)
189, J. Jones, ATL vs. ARI 11/30 (10 rec., 1 TD)
187, Maclin, PHI at ARI 10/26 (12 rec., 2 TD)
185, Beckham, NYG vs. PHI 12/28 (12 rec., 1 TD)
171, D. Thomas, DEN vs. SF 10/19 (8 rec., 2 TD)
164, C. Johnson, DET vs. NYG 09/08 (7 rec., 2 TD)
162, Stills, NO at PIT 11/30 (5 rec., 1 TD)
161, J. Jones, ATL vs. TB 09/18 (9 rec., 2 TD)
160, Fitzgerald, ARI vs. PHI 10/26 (7 rec., 1 TD)
159, Jackson, TB at DET 12/07 (10 rec., 0 TD)
159, Bell, PIT vs. NO 11/30 (8 rec., 0 TD)
158, Bryant, DAL at JAX 11/09 (6 rec., 2 TD)
158, Randle, NYG vs. PHI 12/28 (6 rec., 0 TD)
158, C. Johnson, DET vs. TB 12/07 (8 rec., 1 TD)
158, Maclin, PHI at HOU 11/02 (6 rec., 2 TD)
157, Watkins, BUF at NYJ 10/26 (3 rec., 1 TD)
157, D. Jackson, WAS vs. SEA 10/06 (5 rec., 1 TD)
156, Beckham, NYG vs. IND 11/03 (8 rec., 0 TD)
155, Walker, TEN at PHI 11/23 (5 rec., 0 TD)
155, Hilton, IND at PIT 10/26 (6 rec., 1 TD)
154, Tate, DET vs. NO 10/19 (10 rec., 1 TD)
154, Maclin, PHI vs. WAS 09/21 (8 rec., 1 TD)
153, Floyd, ARI at SF 12/28 (8 rec., 2 TD)
152, Nelson, GB vs. CHI 11/09 (6 rec., 2 TD)
152, Sproles, PHI at IND 09/15 (7 rec., 0 TD)
151, Sanders, DEN at NE 11/02 (10 rec., 0 TD)
151, Tate, DET at ATL 10/26 (7 rec., 1 TD)
151, Bryant, DAL vs. NYG 10/19 (9 rec., 0 TD)
150, Hilton, IND at CLE 12/07 (10 rec., 2 TD)
149, Sanders, DEN at SEA 09/21 (ot) (11 rec., 0 TD)
149, Gronkowski, NE vs. CHI 10/26 (9 rec., 3 TD)
148, Beckham, NYG at STL 12/21 (8 rec., 2 TD)
146, Beckham, NYG vs. DAL 11/23 (10 rec., 2 TD)
146, Nelson, GB vs. ATL 12/08 (8 rec., 2 TD)
146, C. Johnson, DET vs. CHI 11/27 (11 rec., 2 TD)
144, A. Brown, PIT vs. BAL 11/02 (11 rec., 1 TD)
144, Jackson, TB at NO 10/05 (ot) (8 rec., 0 TD)
144, Fleener, IND vs. NE 11/16 (7 rec., 0 TD)
143, Bryant, PIT at NYJ 11/09 (4 rec., 1 TD)
143, Beckham, NYG vs. WAS 12/14 (12 rec., 3 TD)
142, Walker, TEN vs. DAL 09/14 (10 rec., 1 TD)
141, Edelman, NE at SD 12/07 (8 rec., 1 TD)
139, S. Smith, BAL vs. CAR 09/28 (7 rec., 2 TD)
139, Willson, SEA at ARI 12/21 (3 rec., 2 TD)
138, J. Matthews, PHI vs. CAR 11/10 (7 rec., 2 TD)
138, Garcon, WAS at PHI 09/21 (11 rec., 1 TD)
137, Boldin, SF vs. WAS 11/23 (9 rec., 1 TD)
136, Jeffery, CHI at ATL 10/12 (5 rec., 0 TD)
136, D. Jackson, WAS at DAL 10/27 (ot) (6 rec., 0 TD)
135, K. Allen, SD vs. JAX 09/28 (10 rec., 0 TD)
135, Jeffery, CHI vs. MIN 11/16 (11 rec., 1 TD)



100-Yard Receiving Games

134, Tate, DET vs. BUF 10/05 (7 rec., 1 TD)
134, A. Johnson, HOU vs. JAX 12/28 (10 rec., 1 TD)
134, Bennett, CHI vs. GB 09/28 (9 rec., 0 TD)
134, Moncrief, IND vs. WAS 11/30 (3 rec., 2 TD)
133, A. Brown, PIT vs. IND 10/26 (10 rec., 2 TD)
132, Wright, TEN at HOU 11/30 (7 rec., 1 TD)
132, Wright, MIN vs. ATL 09/28 (8 rec., 0 TD)
132, Randle, NYG at STL 12/21 (6 rec., 1 TD)
131, Cobb, GB at TB 12/21 (11 rec., 0 TD)
131, A. Brown, PIT vs. TB 09/28 (7 rec., 2 TD)
131, Douglas, ATL vs. PIT 12/14 (10 rec., 0 TD)
131, Green, CIN at BAL 09/07 (6 rec., 1 TD)
130, Beckham, NYG at TEN 12/07 (11 rec., 1 TD)
129, Cobb, GB vs. PHI 11/16 (10 rec., 0 TD)
129, Harvin, NYJ at KC 11/02 (11 rec., 0 TD)
128, A. Brown, PIT vs. CIN 12/28 (7 rec., 1 TD)
128, Britt, STL vs. DEN 11/16 (4 rec., 1 TD)
127, Fleener, IND vs. WAS 11/30 (4 rec., 2 TD)
127, D. Thomas, DEN at NE 11/02 (7 rec., 0 TD)
127, Watkins, BUF at DEN 12/07 (7 rec., 0 TD)
127, Green, CIN at NO 11/16 (6 rec., 1 TD)
126, D. Jackson, WAS vs. PHI 12/20 (4 rec., 0 TD)
126, Cobb, GB at NO 10/26 (5 rec., 1 TD)
125, Evans, TB vs. ATL 11/09 (7 rec., 1 TD)
125, Sanders, DEN vs. MIA 11/23 (9 rec., 0 TD)
125, Sanu, CIN vs. BAL 10/26 (5 rec., 0 TD)
124, D. Thomas, DEN at NYJ 10/12 (10 rec., 1 TD)
124, LaFell, NE vs. CHI 10/26 (11 rec., 1 TD)
124, Harvin, NYJ at MIN 12/07 (ot) (6 rec., 1 TD)
124, Evans, TB at CLE 11/02 (7 rec., 2 TD)
123, Reed, WAS at IND 11/30 (9 rec., 0 TD)
123, Lacy, GB at NO 10/26 (8 rec., 0 TD)
123, Baldwin, SEA at STL 10/19 (7 rec., 1 TD)
123, Wright, MIN vs. NYJ 12/07 (ot) (4 rec., 1 TD)
123, D. Thomas, DEN at SD 12/14 (6 rec., 1 TD)
123, A. Brown, PIT at ATL 12/14 (10 rec., 0 TD)
122, Watkins, BUF vs. MIN 10/19 (9 rec., 2 TD)
122, Hilton, IND vs. JAX 11/23 (4 rec., 1 TD)
121, K. Allen, SD at BAL 11/30 (11 rec., 2 TD)
121, D. Adams, GB vs. NE 11/30 (6 rec., 0 TD)
121, Green, CIN at HOU 11/23 (12 rec., 0 TD)
121, Holmes, OAK vs. SD 10/12 (4 rec., 2 TD)
121, Cobb, GB vs. CAR 10/19 (6 rec., 1 TD)
120, D. Jackson, WAS at MIN 11/02 (4 rec., 1 TD)
120, Gordon, CLE at ATL 11/23 (8 rec., 0 TD)
120, Sanders, DEN vs. SD 10/23 (9 rec., 3 TD)
120, Sanu, CIN vs. CAR 10/12 (ot) (10 rec., 1 TD)
119, Olsen, CAR at PHI 11/10 (6 rec., 0 TD)
119, J. Jones, ATL at TB 11/09 (8 rec., 0 TD)
119, Wayne, IND vs. TEN 09/28 (7 rec., 1 TD)
119, Shorts, JAX vs. DAL 11/09 (5 rec., 0 TD)
119, LaFell, NE at KC 09/29 (6 rec., 1 TD)
119, Floyd, ARI vs. SD 09/08 (5 rec., 0 TD)
119, Joh. Brown, ARI vs. PHI 10/26 (5 rec., 1 TD)
118, J. Graham, NO at CLE 09/14 (10 rec., 2 TD)
118, Woods, BUF vs. NYJ 11/24 (9 rec., 1 TD)
118, S. Smith, BAL vs. CIN 09/07 (7 rec., 1 TD)
118, A. Brown, PIT at CLE 10/12 (7 rec., 0 TD)



100-Yard Receiving Games

117, A. Brown, PIT at CIN 12/07 (9 rec., 0 TD)
117, D. Jackson, WAS at PHI 09/21 (5 rec., 1 TD)
117, Watkins, BUF vs. MIA 09/14 (8 rec., 1 TD)
117, Jackson, TB at CHI 11/23 (5 rec., 0 TD)
116, Tate, DET at NYJ 09/28 (8 rec., 0 TD)
116, Celek, PHI vs. CAR 11/10 (5 rec., 0 TD)
116, Hopkins, HOU at NYG 09/21 (6 rec., 0 TD)
116, A. Brown, PIT vs. CLE 09/07 (5 rec., 1 TD)
116, Douglas, ATL vs. ARI 11/30 (9 rec., 0 TD)
116, J. Jones, ATL vs. NO 09/07 (ot) (7 rec., 0 TD)
115, Ertz, PHI at WAS 12/20 (15 rec., 0 TD)
115, D. Thomas, DEN vs. OAK 12/28 (8 rec., 0 TD)
115, D. Jackson, WAS at ARI 10/12 (3 rec., 1 TD)
115, D. Thomas, DEN at CIN 12/22 (7 rec., 0 TD)
115, Hopkins, HOU vs. PHI 11/02 (6 rec., 1 TD)
115, Benjamin, CAR vs. PIT 09/21 (8 rec., 1 TD)
114, Clay, MIA vs. MIN 12/21 (6 rec., 0 TD)
114, Bryant, DAL at PHI 12/14 (6 rec., 3 TD)
114, Floyd, ARI vs. SF 09/21 (5 rec., 0 TD)
113, Baldwin, SEA at ARI 12/21 (7 rec., 0 TD)
113, Marshall, CHI at ATL 10/12 (6 rec., 0 TD)
113, C. Johnson, DET vs. MIA 11/09 (7 rec., 1 TD)
113, Moncrief, IND at PIT 10/26 (7 rec., 1 TD)
113, Murphy, TB at CHI 11/23 (6 rec., 0 TD)
113, Nelson, GB at TB 12/21 (9 rec., 1 TD)
113, Cobb, GB at CHI 09/28 (7 rec., 2 TD)
112, Ellington, ARI at DEN 10/05 (4 rec., 1 TD)
112, Marshall, CHI at GB 11/09 (8 rec., 1 TD)
112, Fitzgerald, ARI vs. STL 11/09 (9 rec., 0 TD)
112, Randle, NYG vs. SF 11/16 (7 rec., 0 TD)
112, Hurns, JAX at CIN 11/02 (7 rec., 2 TD)
112, Hawkins, CLE at JAX 10/19 (5 rec., 0 TD)
112, Miller, PIT vs. IND 10/26 (7 rec., 1 TD)
112, J. Jones, OAK vs. HOU 09/14 (9 rec., 1 TD)
111, Colston, NO at DET 10/19 (6 rec., 0 TD)
110, Hurns, JAX at PHI 09/07 (4 rec., 2 TD)
110, Colston, NO at ATL 09/07 (ot) (5 rec., 0 TD)
110, S. Smith, BAL at TB 10/12 (5 rec., 1 TD)
110, Kelce, KC at ARI 12/07 (7 rec., 0 TD)
110, Olsen, CAR vs. TB 12/14 (10 rec., 0 TD)
109, Benjamin, CAR vs. ATL 11/16 (9 rec., 1 TD)
109, Bryant, PIT at CIN 12/07 (4 rec., 1 TD)
109, Bennett, CHI at DET 11/27 (8 rec., 0 TD)
109, Tate, DET vs. MIA 11/09 (11 rec., 0 TD)
109, Rivera, OAK vs. SF 12/07 (7 rec., 1 TD)
109, Nelson, GB vs. PHI 11/16 (4 rec., 1 TD)
108, Cruz, NYG at WAS 09/25 (6 rec., 0 TD)
108, Sanders, DEN vs. KC 09/14 (8 rec., 0 TD)
108, Nelson, GB at CHI 09/28 (10 rec., 2 TD)
108, Hopkins, HOU at PIT 10/20 (6 rec., 0 TD)
108, D. Thomas, DEN at OAK 11/09 (11 rec., 0 TD)
108, Maclin, PHI at DAL 11/27 (8 rec., 0 TD)
108, Beckham, NYG at SEA 11/09 (7 rec., 0 TD)
107, J. Matthews, PHI at GB 11/16 (5 rec., 1 TD)
107, Cruz, NYG vs. HOU 09/21 (5 rec., 1 TD)
107, Nelson, GB at MIA 10/12 (9 rec., 1 TD)
107, J. Jones, ATL at NO 12/21 (7 rec., 0 TD)
107, Hilton, IND vs. CIN 10/19 (7 rec., 0 TD)



100-Yard Receiving Games

105, Chandler, BUF vs. NE 10/12 (6 rec., 0 TD)
105, Jeffery, CHI at NYJ 09/22 (8 rec., 0 TD)
105, Forte, CHI at CAR 10/05 (12 rec., 1 TD)
105, Olsen, CAR at GB 10/19 (8 rec., 0 TD)
105, J. Matthews, PHI at NYG 12/28 (8 rec., 1 TD)
105, Royal, SD vs. JAX 09/28 (5 rec., 2 TD)
105, Hilton, IND vs. TEN 09/28 (6 rec., 0 TD)
105, Gronkowski, NE vs. DEN 11/02 (9 rec., 1 TD)
105, D. Thomas, DEN vs. SD 10/23 (8 rec., 0 TD)
105, J. Jones, ATL at NYG 10/05 (11 rec., 0 TD)
104, K. Allen, SD vs. STL 11/23 (6 rec., 1 TD)
104, Benjamin, CAR vs. TB 12/14 (8 rec., 0 TD)
104, White, ATL vs. CAR 12/28 (8 rec., 0 TD)
104, J. Thomas, DEN vs. IND 09/07 (7 rec., 3 TD)
104, M. Wallace, MIA at NE 12/14 (5 rec., 1 TD)
103, D. Thomas, DEN at STL 11/16 (7 rec., 0 TD)
103, Stills, NO at DET 10/19 (5 rec., 1 TD)
103, Shorts, JAX at TEN 10/12 (10 rec., 0 TD)
103, Bryant, DAL at TEN 09/14 (10 rec., 1 TD)
103, Britt, STL vs. NYG 12/21 (9 rec., 0 TD)
103, S. Johnson, SF at ARI 09/21 (9 rec., 0 TD)
103, Charle. Johnson, MIN vs. NYJ 12/07 (ot) (4 rec., 1 TD)
103, Floyd, SD at OAK 10/12 (5 rec., 1 TD)
103, C. Johnson, DET at CHI 12/21 (6 rec., 0 TD)
102, Sanders, DEN at STL 11/16 (5 rec., 1 TD)
102, Cameron, CLE vs. PIT 10/12 (3 rec., 1 TD)
102, N. Washington, TEN vs. NYJ 12/14 (6 rec., 0 TD)
102, Green, CIN vs. TEN 09/21 (6 rec., 0 TD)
101, Sanders, DEN vs. ARI 10/05 (7 rec., 0 TD)
101, S. Smith, BAL at CLE 09/21 (5 rec., 0 TD)
100, Decker, NYJ at TEN 12/14 (7 rec., 0 TD)
100, Gronkowski, NE vs. CIN 10/05 (6 rec., 1 TD)
100, Bailey, STL vs. OAK 11/30 (5 rec., 0 TD)
100, White, ATL at BAL 10/19 (9 rec., 1 TD)



100-Yard Rushing Games

204, Bell, PIT at TEN 11/17 (33 att., 1 TD)
201, Gray, NE at IND 11/16 (37 att., 4 TD)
185, Bell, PIT at CIN 12/07 (26 att., 2 TD)
182, Forsett, BAL at NO 11/24 (22 att., 2 TD)
179, Murray, DAL at CHI 12/04 (32 att., 1 TD)
178, Miller, MIA vs. NYJ 12/28 (19 att., 1 TD)
176, Jennings, NYG vs. HOU 09/21 (34 att., 1 TD)
172, Ingram, NO vs. GB 10/26 (24 att., 1 TD)
168, Anderson, DEN at KC 11/30 (32 att., 0 TD)
167, Anderson, DEN vs. MIA 11/23 (27 att., 1 TD)
167, Murray, DAL at TEN 09/14 (29 att., 1 TD)
159, Charles, KC vs. SEA 11/16 (20 att., 2 TD)
159, McCoy, PHI at DAL 11/27 (25 att., 1 TD)
158, Gore, SF vs. SD 12/20 (ot) (26 att., 1 TD)
157, Foster, HOU at DAL 10/05 (ot) (23 att., 2 TD)
156, Blue, HOU at CLE 11/16 (36 att., 0 TD)
155, Stewart, CAR at NO 12/07 (20 att., 1 TD)
154, Hill, CIN vs. JAX 11/02 (24 att., 2 TD)
152, Hill, CIN at NO 11/16 (27 att., 0 TD)
151, Foster, HOU at TEN 10/26 (20 att., 2 TD)
151, Kaepernick, SF vs. SD 12/20 (ot) (7 att., 1 TD)
149, McCoy, PHI vs. NYG 10/12 (22 att., 0 TD)
149, Murray, DAL vs. NO 09/28 (24 att., 2 TD)
148, Hill, CIN at CLE 12/14 (25 att., 2 TD)
147, Bell, PIT at CAR 09/21 (21 att., 0 TD)
147, Hill, CIN vs. DEN 12/22 (22 att., 1 TD)
144, Rainey, TB vs. STL 09/14 (22 att., 0 TD)
144, Gore, SF vs. ARI 12/28 (25 att., 0 TD)
141, Murray, DAL vs. WAS 10/27 (ot) (19 att., 0 TD)
140, Lynch, SEA vs. NYG 11/09 (21 att., 4 TD)
138, Foster, HOU at OAK 09/14 (28 att., 1 TD)
137, Bernard, CIN vs. CAR 10/12 (ot) (18 att., 1 TD)
136, Murray, DAL vs. HOU 10/05 (ot) (31 att., 0 TD)
135, McKinnon, MIN vs. ATL 09/28 (18 att., 0 TD)
134, Moreno, MIA vs. NE 09/07 (24 att., 1 TD)
132, K. Davis, KC at MIA 09/21 (32 att., 1 TD)
131, A. Williams, NYG at TEN 12/07 (24 att., 1 TD)
130, McCoy, PHI vs. TEN 11/23 (21 att., 1 TD)
128, Murray, DAL vs. NYG 10/19 (28 att., 1 TD)
127, D. Robinson, JAX vs. CLE 10/19 (22 att., 1 TD)
127, Foster, HOU at JAX 12/07 (24 att., 1 TD)
125, Morris, WAS at SF 11/23 (21 att., 1 TD)
125, Lacy, GB at MIN 11/23 (25 att., 1 TD)
124, Lynch, SEA at KC 11/16 (24 att., 0 TD)
124, Tate, CLE at TEN 10/05 (22 att., 0 TD)
122, Stewart, CAR vs. CLE 12/21 (24 att., 0 TD)
122, Ingram, NO at PIT 11/30 (23 att., 0 TD)
122, Wilson, SEA at WAS 10/06 (11 att., 1 TD)
122, Forte, CHI vs. GB 09/28 (23 att., 0 TD)
121, Murray, DAL at NYG 11/23 (24 att., 0 TD)
120, Ingram, NO vs. SF 11/09 (ot) (27 att., 0 TD)
119, Forsett, BAL vs. CLE 12/28 (17 att., 0 TD)
119, Gore, SF vs. PHI 09/28 (24 att., 0 TD)
118, Murray, DAL vs. SF 09/07 (22 att., 1 TD)
118, Blount, PIT at CAR 09/21 (10 att., 1 TD)
117, Forte, CHI vs. MIN 11/16 (26 att., 0 TD)
117, McCoy, PHI at HOU 11/02 (24 att., 0 TD)



100-Yard Rushing Games

117, Mason, STL vs. OAK 11/30 (14 att., 2 TD)
115, Murray, DAL at SEA 10/12 (28 att., 1 TD)
114, Oliver, SD vs. NYJ 10/05 (19 att., 1 TD)
114, Forte, CHI at NE 10/26 (19 att., 0 TD)
113, Ridley, NE vs. CIN 10/05 (27 att., 1 TD)
113, Mason, STL vs. DEN 11/16 (29 att., 0 TD)
113, Lynch, SEA at ARI 12/21 (10 att., 2 TD)
112, Forsett, BAL vs. TEN 11/09 (20 att., 2 TD)
112, Murray, OAK vs. KC 11/20 (4 att., 2 TD)
111, Forsett, BAL at TB 10/12 (14 att., 0 TD)
110, A. Williams, NYG at STL 12/21 (26 att., 0 TD)
110, Lynch, SEA vs. GB 09/04 (20 att., 2 TD)
109, Foster, HOU vs. IND 10/09 (20 att., 2 TD)
109, Bell, PIT vs. CLE 09/07 (21 att., 1 TD)
109, Hillman, DEN vs. SD 10/23 (20 att., 0 TD)
108, D. Robinson, JAX vs. MIA 10/26 (18 att., 0 TD)
108, Martin, TB vs. NO 12/28 (19 att., 0 TD)
108, Miller, MIA vs. KC 09/21 (15 att., 0 TD)
107, Gore, SF vs. KC 10/05 (18 att., 0 TD)
107, K. Davis, KC vs. NE 09/29 (16 att., 0 TD)
107, Ivory, NYJ at NE 10/16 (21 att., 1 TD)
107, Wilson, SEA vs. NYG 11/09 (14 att., 1 TD)
107, Newton, CAR at CIN 10/12 (ot) (17 att., 1 TD)
106, Wilson, SEA at STL 10/19 (7 att., 1 TD)
106, Forsett, BAL vs. SD 11/30 (24 att., 0 TD)
105, C. Johnson, NYJ vs. MIA 12/01 (17 att., 0 TD)
105, Ry. Mathews, SD vs. STL 11/23 (12 att., 1 TD)
105, Lacy, GB vs. MIN 10/02 (13 att., 2 TD)
104, Lynch, SEA at SF 11/27 (20 att., 0 TD)
103, McKinnon, MIN at BUF 10/19 (19 att., 0 TD)
103, Foster, HOU vs. WAS 09/07 (27 att., 0 TD)
102, Ivory, NYJ vs. OAK 09/07 (10 att., 1 TD)
102, Patterson, MIN at STL 09/07 (3 att., 1 TD)
102, Foster, HOU at PIT 10/20 (20 att., 0 TD)
101, Ridley, NE at MIN 09/14 (25 att., 1 TD)
101, S. Jackson, ATL vs. ARI 11/30 (18 att., 0 TD)
101, Oliver, SD at OAK 10/12 (26 att., 1 TD)
100, Murray, DAL at STL 09/21 (24 att., 1 TD)
100, Lacy, GB vs. DET 12/28 (26 att., 0 TD)
100, Ingram, NO at CAR 10/30 (30 att., 2 TD)
100, Murray, DAL at WAS 12/28 (20 att., 1 TD)
100, West, CLE at PIT 09/07 (16 att., 0 TD)
100, Hill, CIN at PIT 12/28 (23 att., 0 TD)
100, Murray, DAL at JAX 11/09 (19 att., 0 TD)
100, Hillman, DEN at NYJ 10/12 (24 att., 0 TD)
100, K. Williams, ARI vs. KC 12/07 (19 att., 0 TD)



UPDATED PLAYER BIOS

2014



Walt AIKENS

S | 35

HT: 6-1
WT: 210
BORN: 6/19/91
DRAFT: D4, 125
COLLEGE: LIBERTY '14



PRO CAREER

2014 - Played in 15 games, recording 10 tackles, one pass defended and five special teams tackles...Intercepted his first career pass at Oakland (London), returning it for 43 yards...Played in his first career game vs. New England and recorded one special teams tackle...Saw action at Buffalo...Played vs. Kansas City and recorded one special teams tackle...Intercepted his first career pass at Oakland (London), returning it for 43 yards...Saw action vs. Green Bay...Saw action at Chicago...Played in 27-13 win at Jacksonville...Recorded two tackles (one solo) in 37-0 shutout of San Diego...Made one solo tackle at Detroit and one special teams tackle...Saw action in Miami's 22-9 win vs. Buffalo...Recorded two solo tackles and two special teams stops at Denver, seeing action at corner after CB Jamar Taylor left the game in the third quarter with an injury...Saw action at New York Jets...Saw action at safety vs. Baltimore after S Louis Delmas left the game with an injury in the 4th quarter...Recorded a career-high four tackles (three solo) at New England...Saw action vs. Minnesota...Was inactive vs. New York Jets.

2014 GAME-BY-GAME STATISTICS

DATE	OPPONENT	P/S	TCKSOLO	AST	SK	YDS	INT	YDS	PD	FF	FR
9/7	PATRIOTS	1/0	0	0	0	0.0	0	0	0	0	0
9/14	at Bills	1/0	0	0	0	0.0	0	0	0	0	0
9/21	CHIEFS	1/0	0	0	0	0.0	0	0	0	0	0
9/28	at Raiders	1/0	1	1	0	0.0	1	43	1	0	0
10/12	PACKERS	1/0	0	0	0	0.0	0	0	0	0	0
10/19	at Bears	1/0	0	0	0	0.0	0	0	0	0	0
10/26	at Jaguars	1/0	0	0	0	0.0	0	0	0	0	0
11/2	CHARGERS	1/0	2	1	1	0.0	0	0	0	0	0
11/9	at Lions	1/0	1	1	0	0.0	0	0	0	0	0
11/13	BILLS	1/0	0	0	0	0.0	0	0	0	0	0
11/23	at Broncos	1/0	2	2	0	0.0	0	0	0	0	0
12/1	at Jets	1/0	0	0	0	0.0	0	0	0	0	0
12/7	RAVENS	1/0	0	0	0	0.0	0	0	0	0	0
12/14	at Patriots	1/0	4	3	1	0.0	0	0	0	0	0
12/21	VIKINGS	1/0	0	0	0	0.0	0	0	0	0	0
12/28	JETS	Inactive									
2014 TOTAL		15/0	10	8	2	0.0	0	1	43	1	0

Special Teams Tackles: 5 in 2014.



Sam BRENNER

C | 65



HT: 6-2
WT: 310
BORN: 4/27/90
ACQUIRED: FA, 2013
COLLEGE: UTAH '13
NFL: **SECOND SEASON**
DOLPHINS: **SECOND SEASON**

PRO CAREER

2014 - Activated from practice squad to active roster (12/23)...Was inactive vs. New York Jets (12/28).

SAM BRENNER'S NFL REGULAR SEASON STATISTICS

GAMES/STARTS: 2014: 0/0 **NFL TOTALS:** 0/0



Charles CLAY

TE | 42

HT: 6-3
WT: 255
BORN: 2/13/89
ACQUIRED: D6, 2011
COLLEGE: TULSA '11
NFL: FOURTH SEASON
DOLPHINS: FOURTH SEASON



PRO CAREER


2014 - Finished the season with 58 receptions for 605 yards and three touchdowns...Went over 100 yards receiving vs. Minnesota (12/21 -114 yards)...Started vs. New England and had two receptions for 27 yards...Tied a career high with seven receptions at Buffalo, he finished the game with 31 yards receiving...Caught three passes for 21 yards vs. Kansas City...Caught two passes for 32 yards at Oakland (London)...Recorded three receptions for a season-high 35 yards vs. Green Bay...Recorded his first touchdown catch of the season at Chicago, a 13-yard pass from QB Ryan Tannehill...He surpassed Randy McMichael (2002-03) for most receptions by a tight end over a two-year span in franchise history with his four catches for 58 yards and a touchdown against Chicago...Recorded a reception in 27-13 win at Jacksonville...Had his best game of the season vs. San Diego, hauling in five receptions for 65 yards and one touchdown...Tied a season high with seven receptions at Detroit, totalling 45 yards...Caught five passes for 31 yards in Miami's 22-9 victory vs. Buffalo...Was inactive at Denver...Was inactive at New York Jets...Caught two passes for 41 yards vs. Baltimore...Clay recorded four receptions for 52 yards in the first half at New England...recorded six receptions for 114 receiving yards, establishing a new career high for receiving yards...Recorded a 23-yard touchdown reception in the second quarter vs. New York Jets, his third of the season.

2014 GAME-BY-GAME STATISTICS

DATE	OPPONENT	P/S	RECEIVING				RUSHING				W/L	SCORE
			NO.	YDS.	LG	TD	ATT.	YDS.	LG	TD		
9/7	PATRIOTS	1/1	2	27	24	0	0	0	0	0	W	33-20
9/14	at Bills	1/1	7	31	12	0	0	0	0	0	L	10-29
9/21	CHIEFS	1/1	3	21	7	0	0	0	0	0	L	15-34
9/28	at Raiders	1/1	2	32	17	0	0	0	0	0	W	38-14
10/12	PACKERS	1/1	3	35	14	0	0	0	0	0	L	27-24
10/19	at Bears	1/1	4	58	25	1	0	0	0	0	W	27-14
10/26	at Jaguars	1/1	1	1	1	0	0	0	0	0	W	27-13
11/2	CHARGERS	1/1	5	65	24	1	0	0	0	0	W	37-0
11/9	at Lions	1/1	7	45	13	0	0	0	0	0	L	16-20
11/13	BILLS	1/1	5	31	12	0	0	0	0	0	W	22-9
11/23	at Broncos	Inactive										
12/1	at Jets	Inactive										
12/7	RAVENS	1/1	2	41	27	0	0	0	0	0	L	13-28
12/14	at Patriots	1/1	6	59	22	0	0	0	0	0	L	13-41
12/21	VIKINGS	1/1	6	114	41	0	0	0	0	0	W	37-35
12/28	JETS	1/1	5	45	23	1	0	0	0	0	L	37-24
2014 TOTALS			14/14	58	605	41	3	0	0	0	7-6	

CHARLES CLAY'S NFL REGULAR SEASON STATISTICS

YEAR	TEAM	RUSHING								RECEIVING				
		GP	GS	ATT.	YDS.	AVG.	LG	TD		NO.	YDS.	AVG.	LG	TD
2011	Miami	14	9	0	0	–	–	0		16	233	14.6	46	3
2012	Miami	14	9	0	0	–	–	0		18	212	11.8	31t	2
2013	Miami	16	15	7	15	2.1	13	1		69	759	11.0	67	6
2014	Miami	14	14	0	0	0.0	0	0		53	560	9.3	41	3
NFL TOTALS		58	47	7	15	2.1	13	1		156	1,764	11.3	67	14



Deandre COLEMAN

DT | 62

HT: 6-3
WT: 315
BORN: 1/27/91
ACQUIRED: FA, '14
COLLEGE: CALIFORNIA '14
NFL: FIRST SEASON
DOLPHINS: FIRST SEASON




PRO CAREER

2014 - Was inactive vs. New York Jets.

2014 GAME-BY-GAME STATISTICS

DATE	OPPONENT	P/S	TCKSOLO	AST	SK	YDS	INT	YDS	PD	FF	FR
9/7	PATRIOTS	Not on Roster									
9/14	at Bills	Not on Roster									
9/21	CHIEFS	Not on Roster									
9/28	at Raiders	1/0	0	0	0	0	0	0	0	0	0
10/12	PACKERS	No on Roster									
10/19	at Bears	Not on Roster									
10/26	at Jaguars	Not on Roster									
11/2	CHARGERS	Not on Roster									
11/9	at Lions	Not on Roster									
11/13	BILLS	Not on Roster									
11/23	at Broncos	Not on Roster									
12/1	at Jets	Not on Roster									
12/7	RAVENS	Not on Roster									
12/14	at Patriots	Not on Roster									
12/21	VIKINGS	Not on Roster									
12/28	JETS	Inactive									
2014 TOTAL			1/0	0	0	0	0	0	0	0	0



Daryn COLLEDGE

G | 67

HT: 6-4
WT: 308
BORN: 2/11/82
ACQUIRED: D2, 2006
COLLEGE: BOISE STATE, '05
NFL: NINTH SEASON
DOLPHINS: FIRST SEASON



PRO CAREER


2014 - Started 12 games before his 134 and 103 games started streak ended vs. San Diego (11/2), respectively they were the longest streaks among active guards...Was part of an offensive line that produced 361 first downs for the season, tied for the second most first downs in a season in franchise history, helped RB Lamar Miller surpass the 1,000 yards rushing mark (1,099) for the first time in his career, and protected QB Ryan Tannehill on his way to throwing for 4,045 passing yards (most since Dan Marino's 4,453 in 1994)...Made his first start for Miami in the Dolphins 33-20 victory vs. New England (9/7), and paved the way for 191 yards on the ground, the fifth-most in a season opener in franchise history...Started at Buffalo (9/14)...Started vs. Kansas City (9/21), and blocked for an offense that rushed 20 times for 141 yards (7.05 avg.), the ninth-highest in team history for a single game...Started at Oakland (London), helping the offense churn out 284 first half yards, the most by a Miami offense since Oct. 23, 2000 when the team gained 299 vs. the New York Jets...Started vs. Green Bay (10/13)...Started in 27-14 win at Chicago (10/19) and helped protect QB Ryan Tannehill en route to completing 25-of-32 passes for 277 yards and two touchdowns, good for a 123.6 passer rating, a new career high for Tannehill...Extended his consecutive games played and starts streak, which now stand at 134 and 103 games, the longest and second-longest active NFL streaks respectively among guards...Started in 27-13 win at Jacksonville (10/26), left the game in the third quarter with migraines and did not return...Was inactive vs. San Diego (11/2), ending his consecutive games played and starts streak at 135 and 104, respectively, it was the most among active guards in both categories...Was inactive at Detroit (11/9)...Was inactive vs. Buffalo (11/13)...Started at Denver (11/23) and helped protect QB Ryan Tannehill on his way to throwing three touchdowns, tying a career high...Started in 16-13 win at New York Jets...Started vs. Baltimore...Started at New England (12/14)...Started in win vs. Minnesota (12/21), helping Miami's offense set a new franchise record with 36 first downs in a single game...Started vs. New York Jets (12/28).

DARYN COLLEDGE'S NFL REGULAR SEASON STATISTICS

GAMES/STARTS: 2006: 16/15, 2007:16/13, 2008: 16/16, 2009: 16/16, 2010: 16/16, 2011: 16/16, 2012: 16/16, 2013: 16/16 2014: 12/12 **NFL TOTALS: 141/136**

DARYN COLLEDGE'S NFL PLAYOFF STATS STATISTICS

GAMES/STARTS: 2007: 2/2, 2009:1/1, 2010: 4/4 **PLAYOFF TOTALS: 7/7**



John DENNEY

LS | 92

HT: 6-5
WT: 252
BORN: 12/13/78
ACQUIRED: FA, 2005
COLLEGE: BRIGHAM YOUNG '05
NFL: TENTH SEASON
DOLPHINS: TENTH SEASON



PRO CAREER

2014 - Played in every game this season, extending his consecutive games played streak to 160 most in franchise history...Recovered a RB Damien Williams forced fumble on a third quarter punt at Denver (11/23)...Saw action vs. New England (9/7)...Played at Buffalo (9/14)...Played vs. Kansas City (9/21)...Played at Oakland (London) (9/28)...Played at Chicago (10/19)...Played in 27-13 win at Jacksonville...Played in 37-0 shutout vs. San Diego...Played at Detroit (11/9)...Played vs. Buffalo (11/13), extended his consecutive games played streak to 154, most in franchise history...Played at Denver (11/23), extended his consecutive games played streak to 155, most in franchise history and recovered a RB Damien Williams forced fumble on a third quarter Denver punt...Played at New York Jets (12/1)...Played vs. Baltimore (12/7)...Played at New England (12/14), extending his consecutive games played streak to 158, most in franchise history...Played vs. Minnesota (12/21), extending his consecutive games played streak to 159, most in franchise history...Extended his consecutive games played streak to 160 vs. New York Jets, most in franchise history.

JOHN DENNEY'S NFL REGULAR SEASON STATISTICS

GAMES/STARTS: 2005: 16/0, 2006: 16/0, 2007: 16/0, 2008: 16/0, 2009: 16/0, 2010: 16/0, 2011: 16/0, 2012: 16/0, 2013: 16/0, 2014: 16/0 **NFL TOTALS: 160/0**

ADDITIONAL STATS

Special Teams Tackles: 5 in 2005, 5 in 2006, 3 in 2007, 4 in 2008, 7 in 2009, 4 in 2010, 4 in 2011, 2 in 2012, 3 in 2013 for total of 37 (P-1).

Special Teams Forced Fumbles: 1 in 2012.

Special Teams Fumble Recoveries: 1 in 2006, 1 in 2013, 1 in 2014 for total of 3.



Terrence FEDE

DE | 78

HT: 6-4
WT: 282
BORN: 11/19/91
DRAFT: D7, 234
COLLEGE: MARIST '14
NFL: FIRST SEASON
DOLPHINS: FIRST SEASON




PRO CAREER

2014 - Recorded 10 tackles in 11 games...Recorded the first sack of his career for a loss of four yards in the fourth quarter at Jacksonville, bringing down QB Blake Bortles...Sealed a win vs. Minnesota when he blocked a punt in the fourth quarter in the end zone for a safety...Was inactive vs. New England...Inactive at Buffalo...Inactive vs. Kansas City...Played in his first game for Miami and recorded one tackle at Oakland (London)...Registered a career-high two solo tackles vs. Green Bay...Played at Chicago...Recorded the first sack of his career for a loss of four yards in the fourth quarter at Jacksonville...Registered two tackles (one solo) in 37-0 shutout win vs. San Diego...Inactive at Detroit...Inactive vs. Buffalo...Played at Denver...Played in 16-13 win at New York Jets...Saw action vs. Baltimore...Played at New England...Blocked a punt in the fourth quarter in the end zone vs. Minnesota, giving Miami a two point lead that would hold until the end of the game...Played vs. the New York Jets.

2014 GAME-BY-GAME STATISTICS

DATE	OPPONENT	P/S	TCKSOLO	AST	SK	YDS	INT	YDS PD	FF	FR
9/7	PATRIOTS	Inactive	-	-	-	-	-	-	-	-
9/14	at Bills	Inactive	-	-	-	-	-	-	-	-
9/21	CHIEFS	Inactive	-	-	-	-	-	-	-	-
9/28	at Raiders	1/0	1	1	0	0.0	0	0	0	0
10/12	PACKERS	1/0	2	2	0	0.0	0	0	0	0
10/19	at Bears	1/0	1	1	0	0.0	0	0	0	0
10/26	at Jaguars	1/0	2	0	2	1.0	5.0	0	0	0
11/2	CHARGERS	1/0	2	1	1	0.0	0	0	0	0
11/9	at Lions	Inactive	-	-	-	-	-	-	-	-
11/13	BILLS	Inactive	-	-	-	-	-	-	-	-
11/23	at Broncos	1/0	0	0	0	0.0	0	0	0	0
12/1	at Jets	1/0	0	0	0	0.0	0	0	0	0
12/7	RAVENS	1/0	0	0	0	0.0	0	0	0	0
12/14	at Patriots	1/0	1	0	1	0.0	0	0	0	0
12/21	VIKINGS	1/0	0	0	0	0.0	0	0	0	0
12/28	JETS	1/0	0	0	0	0.0	0	0	0	0
2014 TOTAL		11/0	10	6	4	1.0	5	0	0	0



Brandon FIELDS

P | 2

HT: 6-5
WT: 249
BORN: 5/21/84
ACQUIRED: D7B, 2007
COLLEGE: MICHIGAN STATE '07
NFL: EIGHTH SEASON
DOLPHINS: EIGHTH SEASON



PRO CAREER

2014 - Punted 58 times for 2,688 yards with 21 punts inside the 20 and a net average of 38.6...Played vs. New England and punted two times for 100 yards with an average of 50.0 and a net of 42.5...Punted five times for 199 yards at Buffalo...Punted 7 times for 327 yards vs. Kansas City...Punted two times for 81 yards at Oakland (London), dropping one inside the 20...Punted 3 times for 127 yards vs. Green Bay...Had two punts for 75 yards in 27-14 win at Chicago, dropping one inside the 20...Had his highest net average of the season in 27-13 win at Jacksonville and dropped two punts inside the 20...Set a new season-high of a 47.0 net average in 37-0 win vs. San Diego, also had two punts inside the 20...Had four punts for 188 yards, a net average of 43.0 and one inside the 20 at Detroit...Punted three times, landing two inside the 20 vs. Buffalo...Had his then-highest net average of the season at Denver, 49.3...Had his highest net average of the season at New York Jets, 50.5...Punted five times for 257 yards with a net average of 45.8 vs. Baltimore...Punted four times for 159 yards at New England...Punted twice for 77 yards vs. Minnesota...Punted five times for 250 yards vs. New York Jets.

2014 GAME-BY-GAME STATISTICS

DATE	OPPONENT	GP	NO.	YDS	AVG.	RET	YDS	NET	TB	IN20	LG	BK
9/7	PATRIOTS	1	2	100	50.0	2	15	43.0	0	0	51	0
9/14	at Bills	1	5	199	39.8	2	16	30.5	0	0	49	1
9/21	CHIEFS	1	7	327	46.7	5	100	32.0	0	3	60	0
9/28	at Raiders	1	2	81	40.5	1	17	32.0	0	1	41	0
10/12	PACKERS	1	3	127	42.3	2	41	22.0	1	0	44	0
10/19	at Bears	1	2	75	37.5	0	0	38.0	0	1	41	0
10/26	at Jaguars	1	5	255	51.0	5	28	45.4	0	2	58	0
11/2	CHARGERS	1	2	94	47.0	0	0	47.0	0	2	52	0
11/9	at Lions	1	4	188	47.0	3	16	43.0	0	1	55	0
11/13	BILLS	1	3	123	41.0	1	11	37.0	0	2	59	0
11/23	at Broncos	1	3	160	53.3	3	12	49.3	0	1	55	0
12/1	at Jets	1	4	216	54.0	3	14	50.5	0	2	60	0
12/7	RAVENS	1	5	257	51.4	2	8.0	45.8	1	3	60	0
12/14	at Patriots	1	4	159	39.8	3	30.0	32.3	0	1	47	0
12/21	VIKINGS	1	2	77	38.5	0.0	0.0	28.5	0	1	44	0
12/28	JETS	1	5	250	50.0	4.0	41.0	41.8	0	1	57	0
2014		16	58	2,688	46.3	36	349	38.6	2	21	60	1

BRANDON FIELDS' NFL REGULAR SEASON STATISTICS

YEAR	TEAM	GP	NO.	YDS.	AVG.	RET.	OPP. YDS.	NET	TB	IN20	LG	BK
2007	Miami	16	77	3,327	43.2	39	387	36.6	6	10	61	0
2008	Miami	16	74	3,249	43.9	37	485	35.5	7	24	71	0
2009	Miami	16	75	3,472	46.3	43	369	39.8	6	25	66	0
2010	Miami	16	73	3,369	46.2	43	454	37.8	4	31	69	2
2011	Miami	16	78	3,810	48.8	47	463	41.1	7	32	69	0
2012	Miami	16	74	3,715	50.2	43	484	41.2	9	29	67	0
2013	Miami	16	85	4,150	48.8	42	407	42.4	7	33	74	0
2014	Miami	16	58	2,688	42.7	36	349	34	2	21	60	1
NFL TOTALS		128	594	27,780	46.8	330	3,398	39.3	48	205	74	3



Cortland FINNEGAN

CB | 24



HT: 5-10
WT: 190
BORN: 2/2/84
ACQUIRED: FA, 2014
COLLEGE: SAMFORD '06
NFL: NINTH SEASON
DOLPHINS: FIRST SEASON

PRO CAREER


2014 - Started 12 games and recorded 44 tackles, nine passes defended, one forced fumble and recovered a fumble at Oakland (London) and returned it 50 yards for a score in the third quarter...Started the 100th game of his career vs. New England and recorded four tackles (three solo) and one pass defended in his Dolphins debut...Started at Buffalo, recorded four tackles (three solo)...Registered five tackles (five solo) and one pass defended vs. Kansas City...Recovered a fumble at Oakland (London) and returned it 50 yards for a score in the third quarter...Played vs. Green Bay...Tied a career high with four passes defended in 27-14 win at Chicago...He also forced his fifth career fumble in the fourth quarter and finished with four solo tackles, eclipsing 500 career stops...Registered six tackles (two solo) in 27-13 win at Jacksonville...Registered four solo tackles in 37-0 shutout win vs. San Diego...Registered two tackles and one pass defended at Detroit, leaving the game in the third quarter with an ankle injury and did not return...Was inactive vs. Buffalo...Was inactive at Denver...Was inactive at New York Jets...Was inactive vs. Baltimore...Started at New England...Recorded two solo tackles vs. Minnesota...Recorded three solo tackles vs. New York Jets.

2014 GAME-BY-GAME STATISTICS

DATE	OPPONENT	P/S	TCKSOLO	AST	SK	YDS	INT	YDS PD	FF	FR
9/7	PATRIOTS	1/1	4	3	1	0	0	0	1	0
9/14	at Bills	1/1	4	3	1	0	0	0	0	0
9/21	CHIEFS	1/1	5	5	0	0	0	0	1	0
9/28	at Raiders	1/1	4	4	0	0	0	0	0	1
10/12	PACKERS	1/1	4	1	3	0	0	0	1	0
10/19	at Bears	1/1	4	4	0	0	0	0	4	1
10/26	at Jaguars	1/1	6	2	4	0	0	0	0	0
11/2	CHARGERS	1/1	5	4	1	0	0	0	0	0
11/9	at Lions	1/1	2	1	1	0	0	0	1	0
11/13	BILLS	Inactive								
11/23	at Broncos	Inactive								
12/1	at Jets	Inactive								
12/7	RAVENS	Inactive								
12/14	at Patriots	1/1	1	0	1	0.0	0.0	0	1	0
12/21	VIKINGS	1/1	2	2	0	0.0	0.0	0	0	0
12/28	JETS	1/1	3	3	0	0.0	0.0	0	0	0
2014 TOTAL		12/12	44	33	11	0.0	0	0	9	1

CORTLAND FINNEGAN'S NFL REGULAR SEASON STATISTICS

		TACKLES							INTERCEPTIONS						FUMBLES		
YEAR	TEAM	GP	GS	TOT	SOLO	ASST	SK	YDS	NO	YDS	LG	TD	PD	FF	FR	YDS	
2006	Tennessee	16	2	58	46	12	2.0	10.0	0	0	0	0	7	1	2	92	
2007	Tennessee	16	16	93	78	15	1.0	7.0	1	14	14	0	13	1	0	0	
2008	Tennessee	16	16	69	57	12	1.0	2.0	5	100	99t	1	17	0	0	0	
2009	Tennessee	13	13	63	56	7	0.0	0.0	5	194	80	1	11	0	1	0	
2010	Tennessee	16	16	90	82	18	1.0	8.0	2	41	41t	1	9	1	0	0	
2011	Tennessee	16	16	75	58	17	1.0	14.0	1	8	8	0	11	0	1	0	
2012	St. Louis	16	15	101	83	18	1.0	7.0	3	68	32	1	9	1	0	0	
2013	St. Louis	7	5	27	23	4	0.0	0.0	1	1	1	0	1	0	0	0	
2014	Miami	12	12	44	33	11	0.0	0	0	0	0	0	9	1	1	0	
NFL TOTALS		128	111	620	516	121	7	48	18	426	80	4	87	5	5	92	



Jason
FOX
T | 74



HT: 6-6
WT: 314
BORN: 5/2/88
ACQUIRED: UFA, 2014 (DET.)
COLLEGE: MIAMI (FL) '10
NFL: FIFTH SEASON
DOLPHINS: FIRST SEASON

PRO CAREER

2014 - Started two games, and played in eight...Was inactive vs. New England (9/7)...Inactive at Buffalo (9/14)...Saw his first action as a Miami Dolphin vs. Kansas City (9/21)...Played at Oakland (London) (9/28)...Was inactive vs. Green Bay (10/12)...Inactive at Chicago (10/19)...Inactive at Jacksonville (10/26)...Inactive vs. San Diego (11/2)...Was inactive at Detroit (11/9)...Was inactive vs. Buffalo (11/13)...Played at Denver (11/23), seeing extensive action at left tackle after T Ja'Wuan James left the game with an injury ,helped protect QB Ryan Tannehill on his way to throwing three touchdowns, tying a career high...Saw action in 16-13 win at New York Jets (12/1)...Saw action vs. Baltimore (12/7)...Saw action at New England (12/14)...Started in win vs. Minnesota (12/21), helping Miami's offense set a new franchise record with 36 first downs in a single game...Started vs. New York Jets (12/28).

JASON FOX'S NFL REGULAR SEASON STATISTICS

GAMES/STARTS: 2010: 4/0; 2011: Inactive; 2012: 1/0; 2013: 8/3; 2014: 8/2 **NFL TOTALS: 21/5**



Jonathan FREENY

LB | 56

HT: 6-2
WT: 254
BORN: 6/15/89
ACQUIRED: FA, 2011
COLLEGE: RUTGERS '11
NFL: THIRD SEASON
DOLPHINS: THIRD SEASON



PRO CAREER

2014 - In 12 games, recorded three tackles, seven special teams tackles and blocked one punt vs. Green Bay...Saw action at linebacker and on special teams vs. New England...Played at Buffalo and combined on one tackle...Played vs. Kansas City, recorded one special teams tackle...Played at Oakland (London), tied for the team lead with two special teams tackles...Recorded the first blocked punt of his career in the first quarter vs. Green Bay...Saw action in 27-14 victory at Chicago...Recorded the first sack of his career for a loss of four yards in the second quarter at Jacksonville...Played in 37-0 shutout win vs. San Diego...Recorded one special teams tackle at Detroit...Recorded two special teams tackles before leaving the game in the fourth quarter in 22-9 win vs. Buffalo...Was inactive at Denver...Was inactive at New York Jets...Was inactive vs. Baltimore...Was inactive at New England...Recorded one special teams tackle vs. Minnesota...Recorded one special teams tackle vs. New York Jets.

2014 GAME-BY-GAME STATISTICS


DATE	OPPONENT	P/S	TCK	SOLO	AST	SK	YDS	INT	YDS	PD	FF	FR
9/7	PATRIOTS	1/0	0	0	1	0.0	0	0	0	0	0	0
9/14	at Bills	1/0	0	0	1	0.0	0	0	0	0	0	0
9/21	CHIEFS	1/0	0	0	0	0.0	0	0	0	0	0	0
9/28	at Raiders	1/0	0	0	0	0.0	0	0	0	0	0	0
10/12	PACKERS	1/0	0	0	0	0.0	0	0	0	0	0	0
10/19	at Bears	1/0	0	0	0	0.0	0	0	0	0	0	0
10/26	at Jaguars	1/0	3	2	1	1.0	4	0	0	0	0	0
11/2	CHARGERS	1/0	0	0	0	0.0	0	0	0	0	0	0
11/9	at Lions	1/0	0	0	0	0.0	0	0	0	0	0	0
11/13	BILLS	1/0	0	0	0	0.0	0.0	0	0	0	0	0
11/23	at Broncos	Inactive										
12/1	at Jets	Inactive										
12/7	RAVENS	Inactive										
12/14	at Patriots	Inactive										
12/21	VIKINGS	1/0	0	0	0	0.0	0.0	0	0	0	0	0
12/28	JETS	1/0	0	0	0	0.0	0.0	0	0	0	0	0
2014 TOTAL		12/0	3	2	3	1.0	4	0	0	0	0	0

JOHNATHAN FREENY'S NFL REGULAR SEASON STATISTICS

		TACKLES							INTERCEPTIONS					FUMBLES		
YEAR	TEAM	GP	GS	TOT	SOLO	ASST	SK	YDS	NO	YDS	LG	TD	PD	FF	FR	YDS
2012	Miami	16	0	7	5	2	0.0	0.0	0	0	-	0	0	0	0	0
2013	Miami	16	0	3	2	1	0.0	0.0	0	0	-	0	0	0	0	0
2014	Miami	12	0	3	2	3	1.0	4	0	0	0	0	0	0	0	0
NFL TOTALS		44	0	13	9	6	1	4	0	0	0	0	0	0	0	0

Special Teams Tackles: 7 in 2012, 10 in 2013, 7 in 2014 for a total of 24.

Blocked Punts: 1 in 2014.



Brandon GIBSON

WR | 10

HT: 6-0
WT: 210
BORN: 8/13/87
ACQUIRED: UFA, 2013 (ST.L.)
COLLEGE: WASHINGTON STATE '08
NFL: SIXTH SEASON
DOLPHINS: SECOND SEASON



PRO CAREER


2014 - Caught 29 passes for 295 yard and one touchdown in 14 games...Saw action at wide receiver vs. New England and recorded one reception for nine yards...Caught three passes for 27 yards at Buffalo...Caught one pass for three yards vs. Kansas City...Caught two passes for 26 yards at Oakland (London)...Was inactive vs. Green Bay...Was inactive at Chicago (10/19)...Played in 27-13 win at Jacksonville, recorded a catch for seven yards...Surpassed the 2,500 career receiving yards mark in 37-0 victory vs. San Diego, finishing with one catch for 18 yards...Caught two passes for 20 yards at Detroit...Recorded his first touchdown of the season in the third quarter on a 7-yard pass from QB Ryan Tannehill in 22-9 win vs. Buffalo...Caught a season high five passes for 42 yards at Denver...Caught two passes for 17 yards at New York Jets...Caught one pass for seven yards vs. Baltimore...Had three receptions for 29 yards at New England...Had a season high 50 yards off of two receptions in win vs. Minnesota...Caught three passes for 27 yards vs. New York Jets.

2014 GAME-BY-GAME STATISTICS

DATE	OPPONENT	P/S	RECEIVING				RUSHING				W/L	SCORE
			NO.	YDS.	LG	TD	ATT.	YDS.	LG	TD		
9/7	PATRIOTS	1/0	1	9	9	0	0	0	0	0	W	33-20
9/14	at Bills	1/1	3	27	12	0	0	0	0	0	L	10-29
9/21	CHIEFS	1/1	1	3	3	0	0	0	0	0	L	15-34
9/28	at Raiders	1/1	2	26	17	0	0	0	0	0	W	38-14
10/12	PACKERS	Inactive										
10/19	at Bears	Inactive										
10/26	at Jaguars	1/0	1	7	7	0	0	0	0	0	W	27-13
11/2	CHARGERS	1/0	1	18	18	0	0	0	0	0	W	37-0
11/9	at Lions	1/0	2	20	16	0	0	0	0	0	L	16-20
11/13	BILLS	1/1	2	13	7	1	0	0	0	0	W	22-9
11/23	at Broncos	1/0	5	42	13	0	0	0	0	0	L	36-39
12/1	at Jets	1/1	2	17	14	0	0	0	0	0	W	16-13
12/7	RAVENS	1/0	1	7	7	0	0	0	0	0	L	13-28
12/14	at Patriots	1/0	3	29	12	0	0	0	0	0	L	13-41
12/21	VIKINGS	1/0	2	50	40	0	0	0	0	0	W	37-35
12/28	JETS	1/0	3	27	15	0	0	0	0	0	L	37-24
2014 TOTALS			14/5	29	295	40	1	0	0	0	7-7	

BRANDON GIBSON'S NFL REGULAR SEASON STATISTICS

YEAR	TEAM	GP	GS	RECEIVING					RUSHING				
				NO.	YDS.	AVG.	LG	TD	ATT.	YDS.	AVG.	LG	TD
2009	Philadelphia	1	0	0	0	—	—	0	0	0	—	—	0
	St. Louis	9	4	34	348	10.0	23	1	0	0	—	—	0
2010	St. Louis	14	12	53	620	12.0	41	2	3	28	9.0	14	0
2011	St. Louis	15	9	36	431	12.0	34t	1	2	16	8.0	11	0
2012	St. Louis	16	13	51	691	13.5	34t	5	0	0	—	—	0
2013	Miami	7	3	30	326	10.9	46	3	0	0	—	—	0
2014	Miami	14	5	29	295	10.2	40	1	0	0	0	0	0
NFL TOTALS		76	45	233	2,711	11.6	46	13	5	44	8.8	14	0



Brent GRIMES

CB | 21

HT: 5-10
WT: 190
BORN: 7/19/83
ACQUIRED: UFA, 2013 (ATL.)
COLLEGE: SHIPPENSBURG '06
NFL: EIGHTH SEASON
DOLPHINS: SECOND SEASON



PRO CAREER


2014 - Will make his second-consecutive and third overall trip to the Pro Bowl, having been selected to the 2011 NFC Pro Bowl squad as a member of the Atlanta Falcons, after finishing tied for third in the NFL with five interceptions...Was named **AFC Defensive Player of the Week, a career first, for Week 9** of the 2014 NFL with his two interception performance in Miami's 37-0 shutout win vs. San Diego...Started vs. New England and registered four tackles (three solo)...Defended three passes and made four tackles (two solo) at Buffalo...Recorded six tackles (six solo) and forced the second fumble of his career in the fourth quarter vs. Kansas City...Recorded his first interception of 2014 in the third quarter at Oakland (London) and ran it back for 32 yards...It was his 18th career interception and it set up a RB Lamar Miller touchdown on the ensuing drive...Registered seven solo tackles and one pass defended vs. Green Bay...Recorded four solo tackles in 27-14 win at Chicago...Recorded an interception and returned it 22 yards for a touchdown in the third quarter at Jacksonville...It was the second interception returned for a touchdown in his career...Is tied for second in the NFL for most interceptions (4) after picking off two passes in 37-0 shutout win vs. San Diego...It was his second career game with two interceptions and first since Dec. 20, 2009 at the New York Jets as a member of the Atlanta Falcons... Was named **AFC Defensive Player of the Week for Week 9** of the 2014 NFL with his two interception performance in Miami's 37-0 shutout win vs. San Diego...The honor marks the first AFC Defensive Player of the Week for Grimes...Recorded an interception in the second quarter at Detroit, he has now totaled five on the season, setting a new high mark in a season as a member of the Dolphins after tallying four last season...Grimes has now recorded an interception in three straight games, matching the longest consecutive streak with in an interception in his career dating back to 2009 as a member of the Atlanta Falcons (12/20 at NYJ - 2, 12/27/09 vs. Buf - 1 and 1/3/10 at TB - 1)...Recorded three solo tackles in 22-9 win vs. Buffalo...Registered two solo tackles and one pass defended at Denver...Registered five tackles (three solo), in 16-13 win at New York Jets...Registered three tackles (two solo) and one pass defended vs. Baltimore...Registered two tackles at New England...Recorded three solo tackles vs. Minnesota...Recorded one solo tackle vs. New York Jets.

2014 GAME-BY-GAME STATISTICS

DATE	OPPONENT	P/S	TCK	SOLO	AST	SK	YDS	INT	YDS	PD	FF	FR
9/7	PATRIOTS	1/1	4	3	1	0.0	0	0	0	0	0	0
9/14	at Bills	1/1	4	2	2	0.0	0	0	0	3	0	0
9/21	CHIEFS	1/1	6	6	0	0.0	0	0	0	0	1	0
9/28	at Raiders	1/1	5	5	0	0.0	0	1	32	2	0	0
10/12	PACKERS	1/1	7	7	0	0.0	0	0	0	1	0	0
10/19	at Bears	1/1	4	4	0	0.0	0	0	0	0	0	0
10/26	at Jaguars	1/1	3	2	1	0.0	0	1	22	1	0	0
11/2	CHARGERS	1/1	3	3	0	0.0	0	2	26	2	0	0
11/9	at Lions	1/1	2	1	1	0.0	0	1	0	2	0	0
11/13	BILLS	1/1	3	3	0	0.0	0	0	0	0	0	0
11/23	at Broncos	1/1	2	2	0	0.0	0	0	0	1	0	0
12/1	at Jets	1/1	5	3	2	0.0	0	0	0	0	0	0
12/7	RAVENS	1/1	3	2	1	0.0	0.0	0	0	1	0	0
12/14	at Patriots	1/1	2	0	2	0.0	0.0	0	0	0	0	0
12/21	VIKINGS	1/1	3	3	0	0.0	0.0	0	0	0	0	0
12/28	JETS	1/1	1	1	0	0.0	0.0	0	0	0	0	0
2014 TOTAL		16/16	57	47	10	0.0	0	5	80	13	1	0

BRENT GRIMES' NFL REGULAR SEASON STATISTICS

		TACKLES							INTERCEPTIONS					FUMBLES		
YEAR	TEAM	GP	GS	TOT	SOLO	ASST	SK	YDS	NO	YDS	LG	TD	PD	FF	FR	YDS
2006	Atlanta	PRACTICE SQUAD														
2007	Atlanta	2	0	11	10	1	0.0	0.0	0	0	0	0	0	0	0	0
2008	Atlanta	12	6	36	29	7	0.0	0.0	1	25	25	0	6	0	0	0
2009	Atlanta	16	8	67	58	9	0.0	0.0	6	17	11	0	13	0	1	0
2010	Atlanta	16	16	82	72	10	0.0	0.0	5	84	36	0	23	0	0	0
2011	Atlanta	12	12	44	36	8	0.0	0.0	1	29	29	0	14	1	0	0
2012	Atlanta	1	1	3	3	0	0.0	0.0	0	0	0	0	0	0	0	0
2013	Miami	16	16	60	52	8	0.0	0.0	4	102	94t	1	16	0	0	0
2014	Miami	16	16	57	47	10	0.0	0	5	80	0	0	13	1	0	0
NFL TOTALS		91	75	352	304	48	0	0	22	337	36	1	85	2	1	0



Brian HARTLINE

WR | 82

HT: 6-2
WT: 200
BORN: 11/22/86
ACQUIRED: D4, 2009
COLLEGE: OHIO STATE '10
NFL: SIXTH SEASON
DOLPHINS: SIXTH SEASON



PRO CAREER

2014 - Started every game, catching 39 passes for 474 yards, two touchdowns and surpassed Duriel Harris with his 25-yard reception in the first quarter at Oakland (London) for sole possession of ninth-most receptions in franchise history...With the reception, he extended his consecutive games streak with a reception to 30, where the streak would end...Started vs. New England and recorded two receptions for 26 yards...Caught five passes for 36 yards at Buffalo...Hauled in his first touchdown reception of the season vs. Kansas City while extending his consecutive games streak with a reception to 29 games...Surpassed Duriel Harris with his 25-yard reception in the first quarter at Oakland (London) for sole possession of ninth-most receptions in franchise history...With the reception, he extended his consecutive games streak with a reception to 30...Started vs. Green Bay, did not record a reception for the first time in 30 games...Caught three passes for 35 yards in 27-14 win at Chicago...Recorded one reception for 19 yards in 27-13 win at Jacksonville...Surpassed TE Randy McMichael for eighth-most receptions in franchise history in 37-0 win vs. San Diego, he needed four heading into the day to tie and finished with five catches for 50 yards, he currently has 283 in his career...Also eclipsed the 4,000 career receiving yards mark in win vs. the Chargers, he needed 16 yards heading into the game and finished with five catches for 50 yards...Caught three passes for 55 yards, including a 31-yard pass from QB Ryan Tannehill in 22-9 win vs. Buffalo...Caught two passes for 39 yards at Denver...Caught one pass for nine yards in 16-13 win at New York Jets, before leaving the game with an injury...Caught his second touchdown pass of the season, a three-yarder in the first quarter vs. Baltimore...Started at New England...Started vs. Minnesota...Recorded a season-high 94 receiving yards vs. New York Jets.

2014 GAME-BY-GAME STATISTICS

DATE	OPPONENT	P/S	NO.	RECEIVING				RUSHING				W/L	SCORE
				YDS.	LG	TD	ATT.	YDS.	LG	TD			
9/7	PATRIOTS	1/1	2	26	13	0	0	0	0	0	W	33-20	
9/14	at Bills	1/1	5	36	11	0	0	0	0	0	L	29-10	
9/21	CHIEFS	1/1	3	25	8	1	0	0	0	0	L	15-34	
9/28	at Raiders	1/1	6	74	35	0	0	0	0	0	W	38-14	
10/12	PACKERS	1/1	0	0	0	0	0	0	0	0	L	24-27	
10/19	at Bears	1/1	3	35	17	0	0	0	0	0	W	27-14	
10/26	at Jaguars	1/1	1	19	19	0	0	0	0	0	W	27-13	
11/2	CHARGERS	1/1	5	50	18	0	0	0	0	0	W	37-0	
11/9	at Lions	1/1	1	1	12	0	0	0	0	0	L	16-20	
11/13	BILLS	1/1	3	55	31	0	0	0	0	0	W	22-9	
11/23	at Broncos	1/1	2	39	21	0	0	0	0	0	L	36-39	
12/1	at Jets	1/1	1	9	9	0	0	0	0	0	W	16-13	
12/7	RAVENS	1/1	2	11	8	1	0	0	0	0	L	13-28	
12/14	at Patriots	1/1	0	0	0	0	0	0	0	0	L	13-41	
12/21	VIKINGS	1/1	0	0	0	0	0	0	0	0	W	37-35	
12/28	JETS	1/1	5	94	33	0	0	0	0	0	L	37-24	
2014 TOTALS		16/16	39	474	35	2	0	0	0	0	8-8		

BRIAN HARTLINE'S NFL REGULAR SEASON STATISTICS

		RECEIVING							RUSHING					
YEAR	TEAM	GP	GS	NO.	YDS.	AVG.	LG	TD	ATT.	YDS.	AVG.	LG	TD	
2009	Miami	16	2	31	506	16.3	67	3	4	29	7.3	16t	1	
2010	Miami	12	11	43	615	14.3	54	1	2	27	13.5	30	0	
2011	Miami	16	10	35	549	15.7	41	1	1	9	9.0	9	0	
2012	Miami	16	15	74	1,083	14.6	80t	1	0	0	–	–	0	
2013	Miami	16	15	76	1,016	13.4	50	4	0	0	–	–	0	
2014	Miami	16	16	39	474	12.2	35	2	0	0	0	0	0	
NFL TOTALS		92	69	298	4,243	14.2	67	11	7	65	9.3	30	1	



Matt
HAZEL

WR | 83




HT: 6-1
WT: 202
BORN: 1/23/92
DRAFT: D6, 190
COLLEGE: COASTAL CAROLINA '14

PRO CAREER

2014 – Signed to Miami's active roster from the practice squad on Dec. 19...Was inactive vs. Minnesota...Was inactive vs. New York Jets.

2014 GAME-BY-GAME STATISTICS

DATE	OPPONENT	P/S	NO.	RECEIVING				ATT.	RUSHING				W/L	SCORE
				YDS.	LG	TD			YDS.	LG	TD			
9/7	PATRIOTS	Not on Roster												
9/14	BILLS	Not on Roster												
9/21	at Chiefs	Not on Roster												
9/28	at Raiders	Not on Roster												
10/12	PACKERS	Not on Roster												
10/19	at Bears	Not on Roster												
10/26	at Jaguars	Not on Roster												
11/2	CHARGERS	Not on Roster												
11/9	at Lions	Not on Roster												
11/13	BILLS	Not on Roster												
11/23	at Broncos	Not on Roster												
12/1	at Jets	Not on Roster												
12/7	RAVENS	Not on Roster												
12/14	at Patriots	Not on Roster												
12/21	VIKINGS	Inactive												
12/28	JETS	Inactive												
2014 TOTALS														



T.J.
HEATH

CB | 36

HT: 6-0
WT: 190
BORN: 9/11/87
ACQUIRED: FA, 2014
COLLEGE: JACKSONVILLE STATE '13
NFL: SECOND SEASON
DOLPHINS: FIRST SEASON



PRO CAREER

2014 – Signed to Miami's active roster from the practice squad on Dec. 13...Was active but did not play at New England...Played vs. Minnesota...Played vs. New York Jets.

Transaction – Signed off Miami's practice squad on Dec. 13, 2014...Signed to Miami's practice squad on Aug. 8, 2014...Released by Cleveland on Aug. 25, 2014...Signed by Cleveland on Dec. 30, 2013...Signed by Cleveland to the practice squad on Dec. 4, 2013...Released by Buffalo on Aug. 30, 2013...Signed to Buffalo's active roster from practice squad on Dec. 5, 2012...Signed by Buffalo to practice squad on Sept. 3, 2012...Released by Cincinnati on Aug. 31, 2012...Signed by Cincinnati as an unrestricted free agent on Aug. 4, 2012...Released by Jacksonville on July 31, 2012...Signed to Jacksonville's active roster from practice squad on Oct. 17, 2011...Signed to Jacksonville's practice squad on Sept. 4, 2011...Released by Jacksonville on Sept. 3, 2011...Originally signed with Jacksonville as an undrafted free agent on July 26, 2011.

2011 – Appeared in five games with the Jacksonville Jaguars, primarily on special teams, making two special teams tackles.

College - Three-year starter at Jacksonville State...Career totals included 145 tackles, seven tackles for loss and 10 INTs...Earned All-OVC first-team honors as a senior...Started all 11 games and totaled 36 tackles (10 solo) and one INT...Started all 11 games as a junior at CB...Second-team All-America selection by the Sports Network and the Associated Press...Totaled 34 tackles (19 solo), six INTs and 2.5 tackles for loss...His six INTs ranked second in the conference...Saw action in all 11 games with 10 starts as a sophomore...Totaled 42 tackles (17 solo), two tackles for loss and one INT...Added team-high seven passes defended...Appeared in 11 games as a freshman...Totaled 33 tackles (25 solo) and two INTs.


Personal - Attended Alexandria High (Ala.)...First-team all-state selection as a senior WR...Finished with 1,012 receiving yards and 10 TDs...Had 82 tackles on defense with six INTs...Also lettered in basketball where he earned all-state honors as a senior...Was an honor roll student.

2014 GAME-BY-GAME STATISTICS

DATE	OPPONENT	P/S	TCK	SOLO	AST	SK	YDS	INT	YDS	PD	FF	FR
9/7	PATRIOTS	Not on Roster										
9/14	at Bills	Not on Roster										
9/21	CHIEFS	Not on Roster										
9/28	at Raiders	Not on Roster										
10/12	PACKERS	Not on Roster										
10/19	at Bears	Not on Roster										
10/26	at Jaguars	Not on Roster										
11/2	CHARGERS	Not on Roster										
11/9	at Lions	Not on Roster										
11/13	BILLS	Not on Roster										
11/23	at Broncos	Not on Roster										
12/1	at Jets	Not on Roster										
12/7	RAVENS	Not on Roster										
12/14	at Patriots	DNP										
12/21	VIKINGS	1/0	0	0	0	0	0	0	0	0	0	0
12/28	JETS	1/0	0	0	0	0	0	0	0	0	0	0
2014 TOTAL			2/0	0	0	0	0	0	0	0	0	0

T.J. HEATH'S NFL REGULAR SEASON STATISTICS

TACKLES		INTERCEPTIONS										FUMBLES				
YEAR	TEAM	GP	GS	TOT	SOLO	ASST	SK	YDS	NO	YDS	LG	TD	PD	FF	FR	YDS
2011	Jacksonville	5	0	0	0	0	0	0	0	0	0	0	0	0	0	0
2014	Miami	2	0	0	0	0	0	0	0	0	0	0	0	0	0	0
NFL TOTALS		7	0	0	0	0	0	0	0	0	0	0	0	0	0	0



Ja'Wuan
JAMES

T | 70


HT: 6-6
WT: 315
BORN: 6/3/92
DRAFT: D1, 19
COLLEGE: TENNESSEE '14



PRO CAREER

2014 - Started all 16 games...After T Branden Albert went down with an injury at Detroit, James played and started at left tackle for the remainder of the season...Was part of an offensive line that produced 361 first downs for the season, tied for the second most first downs in a season in franchise history, helped RB Lamar Miller surpass the 1,000 yards rushing mark (1,099) for the first time in his career, and protected QB Ryan Tannehill on his way to throwing for 4,045 passing yards (most since Dan Marino's 4,453 in 1994)...Made his first career start for Miami in the Dolphins 33-20 victory vs. New England (9/7), and paved the way for 191 yards on the ground, the fifth-most in a season opener in franchise history...Started at Buffalo (9/14)...Started vs. Kansas City (9/21), and blocked for an offense that rushed 20 times for 141 yards (7.05 avg.), the ninth-highest in team history for a single game...Started at Oakland (London), helping the offense churn out 284 first half yards, the most by a Miami offense since Oct. 23, 2000 when the team gained 299 vs. the New York Jets...Started vs. Green Bay (10/12)...Started in 27-14 win at Chicago (10/19) and helped protect QB Ryan Tannehill en route to completing 25-of-32 passes for 277 yards and two touchdowns, good for a 123.6 passer rating, a new career high for Tannehill...Started in 27-13 win at Jacksonville (10/26)...Named to **NFL.com's Midseason All-Rookie Team**...Started in 37-0 shutout of San Diego (11/2) and helped the Dolphins offense amass a season-high 441 net yards, QB Ryan Tannehill set career-high with a 125.6 passer rating and tie a his career high of three touchdown passes, all while giving up no sacks on the day...Started at Detroit (11/9), moved into the left tackle position after T Branden Albert left the game in the second quarter with a knee injury...Started in 22-9 win vs. Buffalo, making his first appearance at left tackle...Started at Denver (11/23), left in the first half with an injury and did not return...Started in 16-13 win at New York Jets (12/2)...Started vs. Baltimore (12/7)...Started at New England (12/14)...Started in win vs. Minnesota (12/21), helping Miami's offense set a new franchise record with 36 first downs in a single game...Started vs. New York Jets (12/28).

GAMES/STARTS: 2014: 16/16



LaMichael
JAMES

RB | 33

HT: 5-9
WT: 195
BORN: 10/22/92
ACQUIRED: FA, 2014 (S.F.)
COLLEGE: OREGON '12
NFL: THIRD SEASON
DOLPHINS: FIRST SEASON



PRO CAREER

2014 - Started the season with the San Francisco 49ers and carried the ball twice for one yard in San Francisco's opening game win at Dallas...Was inactive vs. Buffalo...Made his Miami debut, carrying the ball two times for four yards at Denver...Was inactive at New York Jets...Was inactive vs. Baltimore...Was inactive at New England...Carried the ball once for five yards vs. Minnesota...Was inactive vs. New York Jets.

Transactions - Signed off Miami's practice squad on November 10, 2014...Signed to Miami's practice squad on October 1, 2014...Released by San Francisco on September 8, 2014...Signed by San Francisco on May 10, 2014...Originally a 2nd-round (61st overall) draft choice by San Francisco in 2012.

2013 - Registered career-highs as a San Francisco 49er with five punt returns for 72 yards including a long return of 40 yards at Washington (11/25).

2012 - Made his NFL debut as a San Francisco 49er vs. Miami (12/9) and finished the day with 30 rushing yards on eight carries...Had a career-high 201 total yards (172 return yards, 15 rush yards, 14 receiving yards) at Seattle (12/23)...Rushed for a career-high 49 yards (7.0 avg.) with a long of 26 yards vs. Arizona (12/30)...Registered his first-career touchdown on a 15-yard touchdown run at Atlanta (1/20/13) (NFC Championship) and became the first 49ers rookie to register a touchdown in the postseason since FB William Floyd tallied a 1-yard touchdown run vs. Chicago (1/7/95) (NFC Divisional).

College - Played in 37 games (34 starts) for the Oregon Ducks, registering 771 carries for 5,082 yds. and 53 touchdowns, while adding 51 receptions for 586 yards and four touchdowns...Also recorded 14 punt returns for 137 yards and one touchdown...Became the first two-time consensus All-America selection in school history...Ranks first in school history with 5,082 rush yards and became just the third player in Pac-10/12 history to rush for over 5,000 yards (USC RB Charles White - 6,245 rush yards & Oregon State RB Ken Simonton - 5,044 rush yards)...Also holds Oregon's career record for rushing touchdowns (53), total touchdowns (58) and points (348)...As a junior, garnered First-Team All-America honors from Walter Camp and the American Football Coaches Association...Also selected First-Team All-Pac-12, and was the recipient of the team's Duane J. Cargill Memorial Award as Oregon's outstanding offensive impact player...That year, played in 12 games (11 starts) and rushed for 1,805 yards and 18 touchdowns on 247 carries, while adding 17 receptions for 210 yards and one touchdown...Set the Oregon single-season record and ranked second in the country with 1,805 rush yards...Also ranked first in the nation in rushing yards per game with 150.4...As a sophomore, was the recipient of the Doak Walker Award as the nation's top running back...Also received First-Team All-America honors from the American Football Coaches Association, Football Writers Association, AP and Walter Camp, in addition to being named First-Team All-Pac-10...Started all 12 games, in 2010, and rushed for a then-school record 1,731 yards and 21 touchdowns on 294 carries...Also added 17 receptions for 208 yards and three touchdowns, and ranked first in the nation with a school record 144 points...As a freshman, named Pac-10 Offensive Freshman of the Year by the league's coaches, and was selected National Freshman Performer of the Year by the College Football Performance Awards...Added Freshman First-Team All-America honors from The NFL Draft Report, Football Writers Association and College Football News...Also a Third-Team All-America selection by the AP and The Sporting News...Played in 13 games (11 starts) and rushed for 1,546 yards and 14 touchdowns on 230 carries, in 2009...Also added 17 receptions for 168 yards...Redshirted as a true freshman in 2008.


Personal - Attended Liberty-Eylau (Texarkana, TX) High School and was an all-state selection following his junior and senior seasons...As a senior, was a Prep Star All-Midlands Region honoree and rushed for 2,043 yards and 26 touchdowns...In 2006, selected second-team all-state as he tallied 19 touchdowns, while adding 1,600 yards on the ground and another 500 receiving yards...Born LaMichael Keondrae James (10/22/89) in New Boston, Texas...Graduated with a degree in sports business in December, 2011.

2014 GAME-BY-GAME STATISTICS

DATE	OPPONENT	P/S	RUSHING				RECEIVING				W/L	SCORE
			ATT.	YDS.	LG	TD	NO.	YDS.	LG	TD		
9/7	at Cowboys (S.F.)	1/0	2	0	1	0	0	0	0	0	W	28-17
9/14	at Bills	Not on Roster										
9/21	CHIEFS	Not on Roster										
9/28	at Raiders	Not on Roster										
10/12	PACKERS	Practice Squad										
10/19	at Bears	Practice Squad										
10/26	at Jaguars	Practice Squad										
11/2	CHARGERS	Practice Squad										
11/9	at Lions	Practice Squad										
11/13	BILLS	Inactive										
11/23	at Broncos	1/0	2	4	3	0	0	0	0	0	L	36-39
12/1	at Jets	Inactive										
12/7	RAVENS	Inactive										
12/14	at Patriots	Inactive										
12/21	VIKINGS	1/0	1	5	5	0	0	0	0	0	W	37-35
12/28	JETS	Inactive										
2014 TOTALS		3/0	5	9	5	0	0	0	0	0	1-1	

LAMICHAEL JAMES' NFL REGULAR SEASON STATISTICS

		RUSHING							RECEIVING				
YEAR	TEAM	GP	GS	ATT.	YDS.	AVG.	LG	TD	NO.	YDS.	AVG.	LG	TD
2012	San Francisco	4	0	27	125	4.6	26	0	3	29	9.7	15	0
2013	San Francisco	10	0	12	59	4.9	21	0	2	16	8.0	12	0
2014	S.F./Miami	3	0	5	9	1.8	5	0	0	0	0.0	0	0
CAREER TOTALS		17	0	44	193	4.4	26	0	5	45	9.0	15	0



Jelani JENKINS

LB | 53

HT: 6-0
WT: 245
BORN: 3/13/92
ACQUIRED: D4A, 2013
COLLEGE: FLORIDA '13
NFL: SECOND SEASON
DOLPHINS: SECOND SEASON



PRO CAREER

2014 - After stepping in for LB Dannell Ellerbe after he left the opener vs. New England with an injury, Jenkins proceeded to lead the team in tackles with 108 on the season and added three and a half sacks, two forced fumbles and one pass defended...Saw extensive action vs. New England after LB Dannell Ellerbe left the game with an injury... Jenkins registered six tackles (five solo) against the Patriots...Led the team in tackles at Buffalo with a career high 13 tackles (eight solo) and one tackle for loss...Led the team in tackles for the second straight week with a career high 14 tackles (10 solo), adding a forced fumble and sack and a half...The half sack came on a safety when he combined with DT Randy Starks to bring down Chiefs QB Alex Smith in the endzone, it was the first of his career...Registered three solo tackles at Oakland (London)...Started vs. Green Bay and recorded six solo tackles and one pass defended...Made three solo tackles in 27-14 win at Chicago and helped limit the Bears to 52 yards rushing on the day...Registered six tackles (two solo) and one forced fumble in 27-13 win at Jacksonville...Recorded three tackles (two solo) in 37-0 shutout win vs. San Diego...Led the team in tackles at Detroit with seven solo stops, and added a sack for a loss of 10 yards...Recorded five solo tackles in 22-9 win vs. Buffalo...Led the team in tackles at Denver with 11 (nine solo), and one sack for a loss of eight yards...Posted a career-high 16 total tackles in 16-13 win at New York Jets...Registered four tackles vs. Baltimore before leaving the game in the third quarter with an injury...Was inactive at New England...Surpassed 100 total tackles this season vs. Minnesota...Recorded five tackles vs. New York Jets.


2014 GAME-BY-GAME STATISTICS

DATE	OPPONENT	P/S	TCK	SOLO	AST	SK	YDS	INT	YDS	PD	FF	FR
9/7	PATRIOTS	1/0	6	5	1	0.0	0.0	0	0	0	0	0
9/14	at Bills	1/1	13	8	5	0.0	0.0	0	0	0	0	0
9/21	CHIEFS	1/1	14	10	0	1.5	8.5	0	0	0	1	0
9/28	at Raiders	1/1	3	3	0	0.0	0.0	0	0	0	0	0
10/12	PACKERS	1/1	6	6	0	0.0	0.0	0	0	1	0	0
10/19	at Bears	1/1	3	3	0	0.0	0.0	0	0	0	0	0
10/26	at Jaguars	1/1	6	2	4	0.0	0.0	0	0	0	1	0
11/2	CHARGERS	1/1	3	2	1	0.0	0.0	0	0	0	0	0
11/9	at Lions	1/1	7	7	0	1.0	10.0	0	0	0	0	0
11/13	BILLS	1/1	5	5	0	0.0	0.0	0	0	0	0	0
11/23	at Broncos	1/1	11	9	2	1.0	8.0	0	0	0	0	0
12/1	at Jets	1/1	16	8	8	0.0	0.0	0	0	0	0	0
12/7	RAVENS	1/1	4	4	0	0.0	0.0	0	0	0	0	0
12/14	at Patriots	Inactive										
12/21	VIKINGS	1/1	6	5	1	0.0	0.0	0	0	0	0	0
12/28	JETS	1/1	5	4	1	0.0	0.0	0	0	0	0	0
2014 TOTAL		15/14	108	81	23	3.5	26.5	0	0	1	2	0

JELANI JENKINS' NFL REGULAR SEASON STATISTICS

YEAR	TEAM	TACKLES							INTERCEPTIONS					FUMBLES		
		GP	GS	TOT	SOLO	ASST	SK	YDS	NO	YDS	LG	TD	PD	FF	FR	YDS
2013	Miami	16	0	11	10	1	0.0	0.0	0	0	–	0	0	0	0	0
2014	Miami	15	14	108	81	23	3.5	26.5	0	0	0	0	1	2	0	0
NFL TOTALS		31	14	119	91	24	3.5	26.5	0	0	0	0	1	2	0	0

Special Teams Tackles: 6 in 2013. 2 in 2014.



Don JONES

S | 38

HT: 5-11
WT: 205
BORN: 5/14/90
ACQUIRED: WAI., '14 (N.E.)
COLLEGE: ARKANSAS STATE '13
NFL: SECOND SEASON
DOLPHINS: SECOND SEASON



PRO CAREER


2014 - Played in nine games for the New England Patriots, collecting six special teams tackles...Made his Miami debut in 16-13 win at New York Jets, collecting two special teams tackles in the process...Played vs. Baltimore...Recorded two special teams tackles at New England...Was inactive vs. Minnesota...Recorded one special teams tackle vs. New York Jets.

2014 GAME-BY-GAME STATISTICS

DATE	OPPONENT	P/S	TCK	SOLO	AST	SK	YDS	INT	YDS	PD	FF	FR
9/7	at Dolphins (N.E.)	1/0	0	0	0	0	0	0	0	0	0	0
9/14	at Vikings (N.E.)	1/0	0	0	0	0	0	0	0	0	0	0
9/29	at Chiefs (N.E.)	1/0	0	0	0	0	0	0	0	0	0	0
10/5	BENGALS (N.E.)	1/0	0	0	0	0	0	0	0	0	0	0
10/12	at Bills (N.E.)	1/0	0	0	0	0	0	0	0	0	0	0
10/16	JETS (N.E.)	1/0	0	0	0	0	0	0	0	0	0	0
10/26	BEARS (N.E.)	1/0	0	0	0	0	0	0	0	0	0	0
11/2	BRONCOS (N.E.)	1/0	0	0	0	0	0	0	0	0	0	0
11/23	LIONS (N.E.)	1/0	0	0	0	0	0	0	0	0	0	0
11/23	at Broncos	Not on Roster										
12/1	at Jets	1/0	0	0	0	0	0	0	0	0	0	0
12/7	RAVENS	1/0	0	0	0	0	0	0	0	0	0	0
12/14	at Patriots	1/0	0	0	0	0	0	0	0	0	0	0
12/21	VIKINGS	Inactive										
12/28	JETS	1/0	0	0	0	0	0	0	0	0	0	0
2014 TOTAL		13/0	0	0	0	0	0	0	0	0	0	0

DON JONES' NFL REGULAR SEASON STATISTICS

		TACKLES							INTERCEPTIONS					FUMBLES		
YEAR	TEAM	GP	GS	TOT	SOLO	ASST	SK	YDS	NO	YDS	LG	TD	PD	FF	FR	YDS
2013	Miami	16	0	0	0	0	0	0	0	0	0	0	0	1	0	0
2014	N.E./Mia	13	0	0	0	0	0	0	0	0	0	0	0	0	0	0
NFL TOTALS		29	0	0	0	0	0	0	0	0	0	0	0	1	0	0



Reshad JONES

S | 20

HT: 6-1
WT: 215
BORN: 2/25/88
ACQUIRED: D5B, 2010
COLLEGE: GEORGIA '10
NFL: FIFTH SEASON
DOLPHINS: FIFTH SEASON



PRO CAREER


2014 - Despite missing the first four games of the season due to an NFL Suspension, Jones finished second on the team in tackles with 80, adding three interceptions, seven passes defended and one forced fumble...Was recognized by Peter King as his *Sports Illustrated Defensive Player of the Week* for his efforts vs. San Diego where he led the team in tackles (five solo) for the fourth straight week in 37-0 shutout win, including one for a loss on an early 4th and one attempt by the Chargers. and added his second interception of the season in the second quarter and returned it 16 yards..Added to active roster on October 6, 2014...Made his season debut vs. Green Bay and led the team with nine solo tackles...Led the team in tackles for the second straight week, seven solo stops, and added his first interception of the season, returning it for a career-long 50 yards in 27-14 win at Chicago...The interception led to a 10-yard touchdown pass from QB Ryan Tannehill to WR Mike Wallace...Led the team in tackles for the third straight week with eight (six solo) and recorded a sack for an eight yard loss in 27-13 win at Jacksonville...Led the team in tackles (five solo) for the fourth straight week in 37-0 shutout win vs. San Diego, including one for a loss on an early 4th and one attempt by the Chargers...Added his second interception of the season in the second quarter and returned it 16 yards, it was the ninth interception of his career...Was recognized by Peter King as his *Sports Illustrated Defensive Player of the Week* for his efforts vs. San Diego...Registered four solo stops at Detroit...Jones' two passes defended in 22-9 win vs. Buffalo tied a season high, with both coming occurring on Buffalo's opening drive...Further, his two passes defended in the first quarter were the most he has recorded in the first quarter of a game in his career...Recorded four tackles (two solo) at Denver...Made 10 tackles (nine solo) in 16-13 win at New York Jets and recorded his third interception of the season...Made 10 tackles (eight solo) vs. Baltimore...Registered six total tackles at New England...Recorded six tackles vs. Minnesota...Recorded seven tackles vs. New York Jets.

2014 GAME-BY-GAME STATISTICS

DATE	OPPONENT	P/S	TCK	SOLO	AST	SK	YDS	INT	YDS	PD	FF	FR
9/7	PATRIOTS		Reserve/Suspended									
9/14	at Bills		Reserve/Suspended									
9/21	CHIEFS		Reserve/Suspended									
9/28	at Raiders		Reserve/Suspended									
10/12	PACKERS	1/1	9	9	0	0.0	0.0	0	0	1	0	0
10/19	at Bears	1/1	7	7	0	0.0	0.0	1	50	2	0	0
10/26	at Jaguars	1/1	8	6	2	1.0	8.0	0	0	0	0	0
11/2	CHARGERS	1/1	5	5	0	0.0	0.0	1	16	1	0	0
11/9	at Lions	1/1	4	4	0	0.0	0.0	0	0	0	0	0
11/13	BILLS	1/1	4	4	0	0.0	0.0	0	0	2	0	0
11/23	at Broncos	1/1	4	2	2	0.0	0.0	0	0	0	0	0
12/1	at Jets	1/1	10	9	1	0.0	0.0	1	-4	1	0	0
12/7	RAVENS	1/1	8	2	0	0.0	0	0	0	0	0	0
12/14	at Patriots	1/1	6	5	1	0.0	0.0	0	0	0	0	0
12/21	VIKINGS	1/1	6	5	1	0.0	0.0	0	0	0	0	0
12/28	JETS	1/1	7	6	1	0.0	0.0	0	0	0	1	0
2014 TOTAL		12/12	80	70	10	1.0	8	3	62	7	1	0

RESHAD JONES' NFL REGULAR SEASON STATISTICS

YEAR	TEAM	TACKLES						INTERCEPTIONS						FUMBLES					
		GP	GS	TOT	SOLO	ASST	SK	YDS	NO	YDS	LG	TD	PD	FF	FR	YDS			
2010	Miami	14	2	14	11	3	1.0	10.0	1	0	0	0	2	0	0	0			
2011	Miami	15	12	62	45	17	2.0	13.0	1	1	1	0	4	0	0	0			
2012	Miami	16	16	94	73	21	1.0	2.0	4	28	15	0	9	2	2	24			
2013	Miami	16	16	107	84	23	1.5	9.0	1	25	25t	1	4	0	0	0			
2014	Miami	12	12	80	70	10	1.0	8	3	62	0	0	7	1	0	0			
NFL TOTALS		72	58	357	283	74	6.5	46	10	116	15	1	26	3	3	24			



Dion JORDAN

DE | 95

HT: 6-6
WT: 275
BORN: 3/5/90
ACQUIRED: D1, 2013
COLLEGE: OREGON '13
NFL: SECOND SEASON
DOLPHINS: SECOND SEASON



PRO CAREER

2014 - Played in 10 games, making his first career start in season finale vs. New York...Tallied 13 tackles, six special teams tackles and one sack...Made his season debut in Miami's 27-13 win at Jacksonville and recorded two solo tackles...Played in 37-0 shutout win vs. San Diego, recording one special teams tackle...When DT Earl Mitchell blocked a third quarter field goal at Detroit, Jordan recovered it and returned it 58 yards to set up a three-yard Miami touchdown pass from QB Ryan Tannehill to WR Mike Wallace...He also recorded two solo tackles at Detroit and added one special teams stop...Made one solo tackle in 22-9 win vs. Buffalo...Made one solo tackle at Denver...Made one solo tackle in 16-13 win at New York Jets and deflected a Jets punt attempt in the third quarter...Recorded one solo tackle vs. Baltimore...Played at New England...Recorded his first sack of 2014 when he brought down Vikings QB Teddy Bridgewater for a loss of seven yards...Made his first career start vs. New York Jets.


2014 GAME-BY-GAME STATISTICS

DATE	OPPONENT	P/S	TCK	SOLO	AST	SK	YDS	INT	YDS	PD	FF	FR
9/7	PATRIOTS	Suspended										
9/14	at Bills	Suspended										
9/21	CHIEFS	Suspended										
9/28	at Raiders	Suspended										
10/12	PACKERS	Suspended										
10/19	at Bears	Suspended										
10/26	at Jaguars	1/0	2	2	0	0.0	0.0	0	0	0	0	0
11/2	CHARGERS	1/0	0	0	0	0.0	0.0	0	0	0	0	0
11/9	at Lions	1/0	2	2	0	0.0	0.0	0	0	1	0	0
11/13	BILLS	1/0	1	1	0	0.0	0.0	0	0	0	0	0
11/23	at Broncos	1/0	1	1	0	0.0	0.0	0	0	0	0	0
12/1	at Jets	1/0	1	0	1	0.0	0.0	0	0	0	0	0
12/7	RAVENS	1/0	1	1	0	0.0	0.0	0	0	0	0	0
12/14	at Patriots	1/0	0	0	0	0.0	0.0	0	0	0	0	0
12/21	VIKINGS	1/0	2	2	0	1.0	7.0	0	0	0	0	0
12/28	JETS	1/1	3	3	0	0.0	0.0	0	0	0	0	0
2014 TOTAL		10/1	13	12	1	1.0	7	0	0	1	0	0

DION JORDAN'S NFL REGULAR SEASON STATISTICS

TACKLES		INTERCEPTIONS										FUMBLES				
YEAR	TEAM	GP	GS	TOT	SOLO	ASST	SK	YDS	NO	YDS	LG	TD	PD	FF	FR	YDS
2013	Miami	16	0	24	18	6	2.0	18.0	0	0	-	0	2	0	0	0
2014	Miami	10	1	13	12	1	1.0	7	0	0	0	0	1	0	0	0
NFL TOTALS		26	1	37	30	7	3	25	0	0	0	0	3	0	0	0

Special Teams Tackles: 2 in 2013. 6 in 2014 for a total of 8.



Jordan KOVACS

S | 44

HT: 5-10
WT: 210
BORN: 6/12/90
ACQUIRED: FA, 2014
COLLEGE: MICHIGAN '13
NFL: SECOND SEASON
DOLPHINS: SECOND SEASON



PRO CAREER


2014 - Signed to Miami's active roster on November 4, 2014...Played at Detroit, recorded his first special teams tackle of the season...Played in 22-9 win vs. Buffalo...Saw action at Denver...Had one special teams assist in 16-13 win at New York Jets...Saw action vs. Baltimore...Played at New England...Played vs. Minnesota...Had a season-high four solo tackles vs. New York Jets.

2014 GAME-BY-GAME STATISTICS

DATE	OPPONENT	P/S	TCK	SOLO	AST	SK	YDS	INT	YDS	PD	FF	FR
9/7	PATRIOTS	Not on Roster										
9/14	at Bills	Not on Roster										
9/21	CHIEFS	Not on Roster										
9/28	at Raiders	Not on Roster										
10/12	PACKERS	Not on Roster										
10/19	at Bears	Not on Roster										
10/26	at Jaguars	Not on Roster										
11/2	CHARGERS	Not on Roster										
11/9	at Lions	1/0	0	0	0	0	0	0	0	0	0	0
11/13	BILLS	1/0	0	0	0	0	0	0	0	0	0	0
11/23	at Broncos	1/0	0	0	0	0	0	0	0	0	0	0
12/1	at Jets	1/0	0	0	0	0	0	0	0	0	0	0
12/7	RAVENS	1/0	0	0	0	0	0	0	0	0	0	0
12/14	at Patriots	1/0	0	0	0	0	0	0	0	0	0	0
12/21	VIKINGS	1/0	0	0	0	0	0	0	0	0	0	0
12/28	JETS	1/0	4	4	0	0	0	0	0	0	0	0
2014 TOTAL		8/0	0	0	0	0	0	0	0	0	0	0

JORDAN KOVACS' NFL REGULAR SEASON STATISTICS

YEAR	TEAM	TACKLES							INTERCEPTIONS					FUMBLES		
		GP	GS	TOT	SOLO	ASST	SK	YDS	NO	YDS	LG	TD	PD	FF	FR	YDS
2013	Miami	9	0	0	0	0	0.0	0.0	0	0	-	0	0	0	0	0
2014	Miami	8	0	0	0	0	0	0	0	0	0	0	0	0	0	0
NFL TOTALS		17	0	4	4	0	0.0	0.0	0	0	-	0	0	0	0	0



Jarvis
LANDRY

WR | 14

HT: 5-11
WT: 202
BORN: 11/28/92
DRAFT: D2, 63
COLLEGE: LOUISIANA STATE '15



PRO CAREER

2014 - Played in every game with 11 starts and finished the season with 84 receptions, fourth most all-time in a season in Dolphins history...His 84 mark is nine more than the previous record holder for most rookie receptions in a season, RB Terry Kirby (75 in 1993)...He also moved into sixth place in NFL history for most receptions by a rookie...His 35 receptions in December were the most by a Dolphins rookie receiver in any month in franchise history... Set a new franchise record for consecutive games with five-or-more receptions, nine games, breaking O.J. McDuffie's 1998 record of eight straight games...In one of the strongest rookie wide receiver classes in NFL history, finished second among them with his 84 receptions...Impacted special teams by finishing fourth in the NFL with a kick return average of 28.1 yards...Named to **NFL.com's Midseason All-Rookie Team** as a kick returner...**Named AFC Special Teams Player of the Month for October**...Played in his first career game vs. New England and manned both punt and kick return duties... He returned two kickoffs for 56 yards (29.0 avg.) and three punt returns for 24 yards (8.0 avg.)...Caught his first career pass at Buffalo and finished the game with five receptions for 49 yards...Also returned three kicks for 57 yards (19.0 avg.) and two punts for seven yards (3.5) at Buffalo...Had a 74-yard kickoff return in the third quarter vs. Kansas City, and finished the day with 174 kickoff yards on five returns (34.8 avg.), the ninth-most kick return yards for a rookie in a single game in Dolphins history...He also caught three passes for 24 yards...Was second on the team with four receptions for 38 yards at Oakland (London)...Made his first career start at Wide Receiver vs. Green Bay and set career highs with six receptions for 75 yards and caught his first touchdown pass, 11 yards from QB Ryan Tannehill on the opening drive of the second half...In the return game, he added 2 returns for 91 yards, including a 54-yarder...Recorded four receptions for 46 yards in 27-14 win at Chicago...Added two kickoff returns for 55 yards and one punt return for 22 yards, keeping him second in the NFL in kickoff return average (31.2 yards)...Returned one kickoff for 32 yards at Jacksonville...He added three receptions for 23 yards in the win against the Jaguars...Named to **NFL.com's Midseason All-Rookie Team** as a kick returner...**Named AFC Special Teams Player of the Month for October**...Continued his fast start on kick returns in 37-0 win vs. San Diego, his one return for 31 yards put his season total to 17 for 531 yards (31.2 avg.), his 31.2 average is on pace to be ranked second all-time in franchise history and is currently good for third best in the NFL...He also recorded a 14-yard touchdown reception in the third quarter vs. the Chargers, it was the second of his career...Recorded a career-high seven receptions for 53 yards at Detroit and added two kickoff returns for 77 yards...Recorded his third touchdown of the season on an 8-yard reception in the fourth quarter in 22-9 win vs. Buffalo...Tied his career high with seven receptions for 50 yards and two touchdowns at Denver...His two touchdown receptions were a career high and the most for a Dolphins rookie since WR Chris Chambers recorded two touchdown receptions on Dec. 10, 2001...Landry's five receiving touchdowns are tied for second-most by a Miami rookie in a season...He now has totaled 24 receptions for 195 yards and four touchdowns in the month of November, his 24 receptions for the month tied for the fifth-most in any month by a Dolphins rookie since Davone Bess recorded 24 receptions for 195 yards in 2008...Caught a career-high eight passes for 68 yards in 16-13 win at New York Jets...His six receptions in the first half at the Jets marked his second game (also 10/9/14 at Detroit) with six receptions in a first half in 2014, he joins Brandon Marshall (2010) and Mike Wallace (2013) as the only Dolphins players since 1991 to record two games in a single season with six or more receptions in the first half...His eight receptions moved him ahead of Davone Bess for third-most receptions by a rookie in franchise history.


Recorded six receptions for 55 yards vs. Baltimore....Landry recorded eight receptions at New England, good for a career high 99 yards...It was his seventh-consecutive game with five-or-more receptions, most for Miami since O.J. McDuffie ended the 1998 season with eight consecutive games with at least five catches...Landry's eight receptions moved him ahead of Jack Clancy for second-most receptions by a rookie and most for a wide receiver in franchise history...Eight receptions today moved him ahead of Terry Kirby for most receptions by a rookie in franchise history, he now has 79...With his five receptions vs. New York Jets, he increased his season total to 84, the fourth-most all-time in a season in Dolphins history...The five receptions moved him ahead of Chris Chambers for the second most receptions by a Dolphins player in a month, In December, Landry recorded 35 receptions.

2014 GAME-BY-GAME STATISTICS

DATE	OPPONENT	P/S	NO.	RECEIVING			ATT.	RUSHING			W/L	SCORE
				YDS.	LG	TD		YDS.	LG	TD		
9/7	PATRIOTS	1/0	0	0	0	0	0	0	0	0	W	33-20
9/14	at Bills	1/0	5	49	16	0	0	0	0	0	L	10-29
9/21	CHIEFS	1/0	3	24	8	0	0	0	0	0	L	15-34
9/28	at Raiders	1/0	4	38	18	0	0	0	0	0	W	38-14
10/12	PACKERS	1/1	6	75	21	1	0	0	0	0	L	24-27
10/19	at Bears	1/1	4	46	15	0	0	0	0	0	W	27-14
10/26	at Jaguars	1/1	3	23	11	0	1	4	4	0	W	27-13
11/2	CHARGERS	1/1	5	46	14	1	0	0	0	0	W	37-0
11/9	at Lions	1/1	7	53	12	0	1	-8	-8	0	L	16-20
11/13	BILLS	1/0	5	46	12	1	0	0	0	0	W	22-9
11/23	at Broncos	1/1	7	50	20	2	0	0	0	0	L	36-39
12/1	at Jets	1/1	8	68	25	0	0	0	0	0	W	16-13
12/7	RAVENS	1/1	6	55	20	0	0	0	0	0	L	13-28
12/14	at Patriots	1/1	8	99	25	0	0	0	0	0	L	13-41
12/21	VIKINGS	1/1	8	31	11	0	0	0	0	0	W	37-35
12/28	JETS	1/1	5	55	17	0	0	0	0	0	L	37-24
2014 TOTALS		16/11	84	758	25	5	2	-4	4	0	8-8	

2014 GAME-BY-GAME STATISTICS

DATE	OPPONENT	KICKOFF RETURNS						PUNT RETURNS					
		NO.	YDS	AVG	LG	TD		NO.	FC	YDS	AVG	LG	TD
9/7	PATRIOTS	2	56	28.0	29	0	3	2	24	8.0	16	0	
9/14	BILLS	3	57	19.0	21	0	2	2	7	3.5	7	0	
9/21	at Chiefs	5	174	34.8	74	0	3	0	11	3.7	9	0	
9/28	at Raiders	1	35	35.0	35	0	1	3	9	9.0	9	0	
10/12	PACKERS	2	91	45.5	54	0	0	2	0	0.0	0	0	
10/19	at Bears	2	55	27.5	31	0	2	1	22	11.0	12	0	
10/26	at Jaguars	1	32	32.0	32	0	2	1	10	5.0	16	0	
11/2	CHARGERS	1	31	31.0	31	0	4	0	55	13.8	21	0	
11/9	at Lions	2	77	38.5	46	0	1	1	5	5.0	5	0	
11/13	BILLS	2	47	23.5	26	0	0	2	0	0	0	0	
11/23	at Broncos	1	20	20.0	20	0	1	0	17	17.0	17	0	
12/1	at Jets	2	40	20.0	21	0	0	2	0	0.0	0	0	
12/7	RAVENS	2	61	30.5	36	0	3	1	12	4.0	5	0	
12/14	at Patriots	1	26	26.0	26	0	2	1	34	17.0	32	0	
12/21	VIKINGS	3	45	15.0	24	0	2	1	0	0.0	0	0	
12/28	JETS	4	107	26.8	34	0	0	0	0	0	0	0	
2014 TOTALS		34	954	28.1	74	0	25	19	204	8.2	32	0	



Rishard MATTHEWS

WR | 18

HT: 6-0
WT: 215
BORN: 10/12/89
ACQUIRED: D7B, 2012
COLLEGE: NEVADA '12
NFL: THIRD SEASON
DOLPHINS: THIRD SEASON



PRO CAREER

2014 - Played in 14 games, catching 11 passes for 122 yards and two touchdowns...Saw action vs. New England...Made his first catch of the season at Buffalo for four yards...Played vs. Kansas City...Had a season-long 23-yard reception at Oakland (London)...Played vs. Green Bay...Played in 27-14 win at Chicago, registered one special teams tackle...Recorded a three-yard touchdown reception in the third quarter at Jacksonville, his first of the season and third of his career...He also had a special teams tackle...With his 21-yard touchdown reception on the opening possession of the second half vs. San Diego, he recorded touchdown receptions in consecutive games (3-yard touchdown reception, 10/26/14 at Jax.) for the first time in his career...Caught one pass for 14 yards at Detroit...Played in 22-9 win vs. Buffalo...Tied a season high with two receptions for 24 yards at Denver...Caught one pass for 13 yards vs. Baltimore...Was inactive vs. Minnesota...Was inactive vs. New York Jets.

2014 GAME-BY-GAME STATISTICS

DATE	OPPONENT	P/S	RECEIVING				RUSHING				W/L	SCORE
			NO.	YDS.	LG	TD	ATT.	YDS.	LG	TD		
9/7	PATRIOTS	1/0	0	0	0	0	0	0	0	0	W	33-20
9/14	at Bills	1/0	1	4	4	0	0	0	0	0	L	10-29
9/21	CHIEFS	1/0	0	0	0	0	0	0	0	0	L	15-34
9/28	at Raiders	1/0	2	27	23	0	0	0	0	0	W	38-14
10/12	PACKERS	1/0	0	0	0	0	0	0	0	0	L	24-27
10/19	at Bears	1/0	0	0	0	0	0	0	0	0	W	27-14
10/26	at Jaguars	1/0	1	3	3	1	0	0	0	0	W	27-13
11/2	CHARGERS	1/0	1	21	21	1	0	0	0	0	W	37-0
11/9	at Lions	1/0	1	14	14	0	0	0	0	0	L	16-20
11/13	BILLS	1/0	0	0	0	0	0	0	0	0	W	22-9
11/23	at Broncos	1/0	2	24	18	0	0	0	0	0	L	36-39
12/1	at Jets	1/0	0	0	0	0	0	0	0	0	W	16-13
12/7	RAVENS	1/0	1	13	13	0	0	0	0	0	L	13-28
12/14	at Patriots	1/0	2	16	11	0	0	0	0	0	L	13-41
12/21	VIKINGS	Inactive										
12/28	JETS	Inactive										
2014 TOTALS			14/0	11	122	23	2	0	0	0	7-7	

RISHARD MATTHEWS' NFL REGULAR SEASON STATISTICS

YEAR	TEAM	GP	GS	RECEIVING					RUSHING				
				NO.	YDS.	AVG.	LG	TD	ATT.	YDS.	AVG.	LG	TD
2012	Miami	8	1	11	151	13.7	30	0	0	0	-	0	0
2013	Miami	16	5	41	448	10.9	29	2	0	0	-	0	0
2014	Miami	14	0	11	122	0.0	23	2	0	0	0.0	0	0
NFL TOTALS		38	6	63	721	11.4	30	4	0	0	0.0	0	0



Chris McCain

LB | 58

HT: 6-5
WT: 250
BORN: 11/21/91
ACQUIRED: FA, 2014
COLLEGE: CALIFORNIA '14
NFL: ROOKIE
DOLPHINS: ROOKIE



PRO CAREER


2014 - Played in 10 games...Saw his first career action vs. New England...Blocked a first quarter New England punt and sacked Patriots QB Tom Brady for a loss of nine yards... His blocked punt marked the first time in team history that the Dolphins have blocked a punt in the first quarter of a season opener...He also became the first player in the NFL to block a punt in his NFL debut since WR Taj Smith of the Indianapolis Colts did it on Dec. 5, 2010...Saw action at Buffalo...Played vs. Kansas City...Inactive at Oakland (London)...Recovered blocked punt vs. Green Bay...Registered one solo tackle in 27-14 win at Chicago...Recorded one solo tackle in 27-13 win at Jacksonville...Inactive vs. San Diego...Recorded one special teams tackle at Detroit...Was inactive vs. Buffalo...Saw action at Denver...Saw action at New York Jets...Was inactive vs. Baltimore...Was inactive at New England...Was inactive vs. Minnesota...Played vs. New York Jets.

2014 GAME-BY-GAME STATISTICS

DATE	OPPONENT	P/S	TCK	SOLO	AST	SK	YDS	INT	YDS	PD	FF	FR
9/7	PATRIOTS	1/0	1	1	0	1.0	9.0	0	0	0	0	0
9/14	at Bills	1/0	0	0	0	0.0	0.0	0	0	0	0	0
9/21	CHIEFS	1/0	0	0	0	0.0	0.0	0	0	0	0	0
9/28	at Raiders	Inactive										
10/12	PACKERS	1/0	0	0	0	0.0	0.0	0	0	0	0	0
10/19	at Bears	1/0	1	1	0	0.0	0.0	0	0	0	0	0
10/26	at Jaguars	1/0	1	1	0	0.0	0.0	0	0	0	0	0
11/2	CHARGERS	Inactive										
11/9	at Lions	1/0	0	0	0	0.0	0.0	0	0	0	0	0
11/13	BILLS	Inactive										
11/23	at Broncos	1/0	0	0	0	0.0	0.0	0	0	0	0	0
12/1	at Jets	1/0	0	0	0	0.0	0.0	0	0	0	0	0
12/7	RAVENS	Inactive										
12/14	at Patriots	Inactive										
12/21	VIKINGS	Inactive										
12/28	JETS	1/0	0	0	0	0	0	0	0	0	0	0
2014 TOTAL		10/0	3	3	0	1.0	9	0	0	0	0	0

Blocked Punts: 1 in 2014.

Blocked Punt Recoveries: 1 in 2014



Lamar MILLER

RB | 26

HT: 5-10
WT: 224
BORN: 4/25/91
ACQUIRED: D4, 2012
COLLEGE: MIAMI (FLA.) '13
NFL: THIRD SEASON
DOLPHINS: THIRD SEASON



PRO CAREER


2014 - Started every game and broke the 1,000 yards rushing in a season mark for the first time in his career, finishing with 1,099 rush yards, the most since Reggie Bush rushed for 1,086 in 2011...Had a career long 97-yard touchdown run vs. New York Jets that was also the longest run in franchise history and the third longest run in NFL history...His 178 yard performance vs. New York Jets was a career high, as were his two 100-yard games on the season and his 45 receptions for 245 yards...Started vs. New England and rushed 11 times for 59 yards and added four receptions for 19 yards and one touchdown, the first touchdown reception of his career...Had 11 carries for 46 yards at Buffalo...Rushed for a career-high 108 yards vs. Kansas City...Carried the ball 12 times for 64 yards and found the endzone twice at Oakland (London), a new career high...Rushed 14 times for 53 yards and one touchdown vs. Green Bay...His touchdown vs. Green Bay marked the third of the season, a career high for him...Rushed for 61 yards on 18 carries and one touchdown in 27-14 win at Chicago...His touchdown at Chicago was his fourth in three games marking the first time that he's found the end zone in three consecutive games in his career...Carried the ball 14 times for 78 yards, his second highest yards total of 2014, and added three receptions for 21 yards in 27-13 win at Jacksonville...After his first seven games of 2014 he has 605 yards from scrimmage, the most for the timespan in his three year career...Rushed two yards for a touchdown in the second quarter in 37-0 win vs. San Diego, the score was his fifth rushing touchdown of the season, improving his career high for a season...Started at Detroit...His 86 yards on 15 carries in Miami's 22-9 win vs. Buffalo were the fourth-highest of his career...His 33-yard run in the second quarter vs. Buffalo was the longest rushing attempt by a Dolphins running back this season and Miller's third-longest run of his career...Carried the ball 12 times for 59 yards at Denver and his 38 rushing yards in the first quarter were the most he has recorded in the first quarter of a game in his career...recorded a 4-yard rushing touchdown in the fourth quarter at New York Jets, it was his sixth rushing touchdown of the season, extending his career high in a season...With his 56 rushing yards at the Jets, he set a new career high for rushing yards in a season, passing his mark of 709 yards in 2013, he currently has 729 yards...Miller eclipsed his career high for most receiving yards in a season with his 11 yards at the Jets, he now has 171 for the season...Miller's two receptions at the Jets gave him 27 for the season, a new season high...Ran the ball 12 times for 53 yards vs. Baltimore...Rushed for 47 yards at New England...Finished the game vs. Minnesota with 19 carries for 92 yards, his 92 yards were the third-most in a game in his career...Rushed 19 times for 178 yards and one touchdown vs. New York Jets, setting a new career high...Recorded a 97-yard touchdown run in the third quarter, setting the franchise record for longest run, surpassing 77-yard runs by Leroy Harris (12/5/77 vs. Baltimore) and Keith Byars (11/25/92 at Dallas)...His 97-yard run was the third-longest run in NFL history, behind the 98-yard run by Ahmad Green in 2003 and Tony Dorsett's 99-yard run for the Dallas Cowboys in 1982.

2014 GAME-BY-GAME STATISTICS

RUSHING							RECEIVING						
DATE	OPPONENT	P/S	ATT.	YDS.	LG	TD	NO.	YDS.	LG	TD	W/L	SCORE	
9/7	PATRIOTS	1/1	11	59	13	0	4	19	7	1	W	33-20	
9/14	at Bills	1/1	11	46	7	0	2	7	11	0	L	10-29	
9/21	CHIEFS	1/1	15	108	24	0	4	24	15	0	L	15-34	
9/28	at Raiders	1/1	12	64	21	2	2	3	2	0	W	38-14	
10/12	PACKERS	1/1	14	53	14	1	3	40	20	0	L	24-27	
10/19	at Bears	1/1	18	61	9	1	2	22	12	0	W	27-14	
10/26	at Jaguars	1/1	14	78	30	0	3	21	9	0	W	27-13	
11/2	CHARGERS	1/1	11	49	14	1	8	8	8	0	W	37-0	
11/9	at Lions	1/1	4	10	5	0	1	-4	-4	0	L	16-20	
11/13	BILLS	1/1	15	86	33	0	2	12	13	0	W	22-9	
11/23	at Broncos	1/1	12	59	22	0	1	8	8	0	L	36-39	
12/1	at Jets	1/1	13	56	13	1	2	11	6	0	W	16-13	
12/7	RAVENS	1/1	12	53	15	0	5	36	9	0	L	13-28	
12/14	at Patriots	1/1	16	47	13	0	1	10	10	0	L	13-41	
12/21	VIKINGS	1/1	19	92	14	1	5	58	18	0	W	37-35	
12/28	JETS	1/1	19	178	97	1	0	0	0	0	L	37-24	
2014 TOTALS		16/16	216	1,099	97	8	45	275	20	1	8-8		

LAMAR MILLER'S NFL REGULAR SEASON STATISTICS

YEAR	TEAM	GP GS		RUSHING					RECEIVING				
				ATT.	YDS.	AVG.	LG	TD	NO.	YDS.	AVG.	LG	TD
2012	Miami	14	1	51	250	4.9	28	1	6	45	7.5	12	0
2013	Miami	16	15	177	709	4.0	49	2	26	170	6.5	22	0
2014	Miami	16	16	216	1,099	5.0	97	8	45	275	6.1	20	1
CAREER TOTALS				444	2,058	4.6	97	11	77	490	6.4	22	1



Koa MISI

LB | 55

HT: 6-3
WT: 252
BORN: 1/17/87
ACQUIRED: D2, 2010
COLLEGE: UTAH '10
NFL: FIFTH SEASON
DOLPHINS: FIFTH SEASON



PRO CAREER


2014 - Started 11 games, making 66 stops and recovering one fumble...Started vs. New England and recorded two tackles (two solo) before leaving the game with an injury...Was inactive at Buffalo...Was inactive vs. Kansas City...Inactive at Oakland (London)...Started vs. Green Bay, registered nine tackles (eight solo) and one quarterback hit...Made six solo tackles in 27-14 win at Chicago, helping limit the Bears to 52 yards rushing on the day...Inactive at Jacksonville...Started in 37-0 shutout win vs. San Diego and recorded five tackles (three solo)...Recorded six tackles at Detroit...Recorded four tackles (three solo) in 22-9 win vs. Buffalo...Registered seven tackles (six solo) at Denver...Registered 12 tackles (five solo) at New York Jets, including his first sack of the season which went for a loss of eight yards...Registered five solo tackles vs. Baltimore...Was inactive at New England...Led the team with seven tackles vs. Minnesota...Recorded three tackles vs. New York Jets.

2014 GAME-BY-GAME STATISTICS

DATE	OPPONENT	P/S	TCK	SOLO	AST	SK	YDS	INT	YDS	PD	FF	FR
9/7	PATRIOTS	1/1	2	2	0	0.0	0	0	0	0	0	0
9/14	at Bills	Inactive										
9/21	CHIEFS	Inactive										
9/28	at Raiders	Inactive										
10/12	PACKERS	1/1	9	8	1	0.0	0.0	0	0	0	0	0
10/19	at Bears	1/1	6	6	0	0.0	0.0	0	0	0	0	1
10/26	at Jaguars	Inactive										
11/2	CHARGERS	1/1	5	3	2	0.0	0.0	0	0	0	0	0
11/9	at Lions	1/1	6	4	2	0.0	0.0	0	0	1	0	0
11/13	BILLS	1/1	4	3	1	0.0	0.0	0	0	0	0	0
11/23	at Broncos	1/1	7	6	1	0.0	0.0	0	0	0	0	0
12/1	at Jets	1/1	12	5	7	1.0	8.0	0	0	0	0	0
12/7	RAVENS	1/1	5	5	0	0.0	0.0	0	0	0	0	0
12/14	at Patriots	Inactive										
12/21	VIKINGS	1/1	7	6	1	0.0	0.0	0	0	0	0	0
12/28	JETS	1/1	3	2	1	0.0	0.0	0	0	1	0	0
2014 TOTAL		11/11	66	50	16	1.0	8	0	0	2	0	1

KOA MISI'S NFL REGULAR SEASON STATISTICS

YEAR	TEAM	GP	GS	TACKLES				INTERCEPTIONS					FUMBLES		
				TOT	SOLO	ASST	SK	YDS	NO	YDS	LG	TD	PD	FF	FR
2010	Miami	16	11	41	29	12	4.5	19.5	0	0	-	0	2	0	2
2011	Miami	12	9	31	23	8	1.0	7.0	0	0	-	0	1	0	0
2012	Miami	14	14	60	47	13	3.5	15.5	0	0	-	0	4	1	0
2013	Miami	15	12	54	34	20	2.0	16.0	0	0	-	0	3	0	0
2014	Miami	11	11	66	50	16	1	8	0	0	0	0	2	0	1
NFL TOTALS		68	57	252	183	69	12	66	0	0	0	0	10	2	3



Earl MITCHELL

DT | 90

HT: 6-3
WT: 310
BORN: 9/25/87
ACQUIRED: UFA, 2014 (HOU.)
COLLEGE: ARIZONA '10
NFL: FIFTH SEASON
DOLPHINS: FIRST SEASON



PRO CAREER


2014 - Started six games and played in all 16, recording 33 tackles, two sacks and his first career blocked field goal at Detroit, for which he was named *Sports Illustrated's Special Teams Player of the Week* by Peter King...Saw action vs. New England and registered two tackles, one tackle was for a loss...Started at Buffalo and recorded five tackles (three solo)...Played vs. Kansas City and recorded three tackles (two solo), including one tackle for loss...Started vs. Green Bay and recorded two solo tackles and one tackle for loss...Registered one solo tackle in 27-14 win at Chicago and helped limit the Bears to 52 yards rushing on the day...Started in 27-13 win at Jacksonville, recorded two tackles (one solo)...Had a third quarter sack of Chargers QB Philip Rivers in 37-0 shutout win vs. San Diego, good for a loss of eight yards, it was his first as a member of the Miami Dolphins...Registered three tackles, including one for a loss, and blocked a 42-yard field goal attempt in the third quarter at Detroit, which was recovered by DE Dion Jordan and returned 58 yards, setting up a three-yard touchdown reception to WR Mike Wallace...Was named *Sports Illustrated's Special Teams Player of the Week* by Peter King for his blocked kick at Detroit...Recorded one solo tackle in 22-9 win vs. Buffalo...Started at Denver...Started in 16-13 win at New York Jets...Started vs. Baltimore, recorded two solo tackles...Registered four total tackles at New England...Recorded one solo tackle vs. Minnesota...Recorded three solo tackles vs. New York Jets.

2014 GAME-BY-GAME STATISTICS

DATE	OPPONENT	P/S	TCK	SOLO	AST	SK	YDS	INT	YDS	PD	FF	FR
9/7	PATRIOTS	1/0	2	2	0	0.0	0	0	0	0	0	0
9/14	at Bills	1/1	5	3	2	0.0	0	0	0	0	0	0
9/21	CHIEFS	1/0	3	2	1	0.0	0	0	0	0	0	0
9/28	at Raiders	1/1	1	1	0	0.0	0	0	0	0	0	0
10/12	PACKERS	1/1	2	2	0	0.0	0.0	0	0	0	0	0
10/19	at Bears	1/0	1	1	0	0.0	0.0	0	0	0	0	0
10/26	at Jaguars	1/1	2	1	1	0.0	0.0	0	0	0	0	0
11/2	CHARGERS	1/0	3	1	2	1.0	8.0	0	0	0	0	0
11/9	at Lions	1/0	3	2	1	0.0	0.0	0	0	0	0	0
11/13	BILLS	1/0	1	1	0	1.0	4.0	0	0	0	0	0
11/23	at Broncos	1/1	0	0	0	0.0	0.0	0	0	0	0	0
12/1	at Jets	1/1	0	0	0	0.0	0.0	0	0	0	0	0
12/7	RAVENS	1/1	2	2	0	0.0	0.0	0	0	0	0	0
12/14	at Patriots	1/0	4	1	3	0.0	0.0	0	0	1	0	0
12/21	VIKINGS	1/0	1	1	0	0.0	0.0	0	0	0	0	0
12/28	JETS	1/0	3	3	0	0.0	0.0	0	0	0	0	0
2014 TOTAL		16/6	33	25	8	2.0	12	0	0	1	0	0

EARL MITCHELL'S NFL REGULAR SEASON STATISTICS

YEAR	TEAM	TACKLES							INTERCEPTIONS					FUMBLES		
		GP	GS	TOT	SOLO	ASST	SK	YDS	NO	YDS	LG	TD	PD	FF	FR	YDS
2010	Houston	15	0	28	18	10	1.0	8.0	0	0	-	0	0	0	0	0
2011	Houston	16	0	27	14	13	1.0	0.0	0	0	-	0	0	0	2	0
2012	Houston	16	3	31	19	12	0.0	0.0	0	0	-	0	3	1	0	0
2013	Houston	16	14	48	30	18	1.5	9.5	0	0	-	0	0	0	0	0
2014	Miami	16	6	33	25	8	2.0	12	0	0	0	0	1	0	0	0
NFL TOTALS		79	23	167	106	61	5.5	29.5	0	0	0	0	5	1	2	0



Matt MOORE

QB | 8

HT: 6-3
WT: 220
BORN: 8/9/84
ACQUIRED: UFA, 2011 (CAR.)
COLLEGE: OREGON STATE '07
NFL: EIGHTH SEASON
DOLPHINS: FOURTH SEASON



PRO CAREER

2014 - Saw his first action of the 2014 season at Oakland (London)...Saw action in 37-0 shutout vs. San Diego.

2014 GAME-BY-GAME STATISTICS

DATE	OPPONENT	PASSING										RUSHING					W/L	SCORE
		P/S	ATT	CMP	YDS	PCT	TD	INT	LG	TKLD	ATT	YDS	LG	TD				
9/7	PATRIOTS			DNP														
9/14	at Bills			DNP														
9/21	CHIEFS			DNP														
9/28	at Raiders	1/0	0	0	0	0	0	0			2	-2	-1	0	W	38-14		
10/12	PACKERS			DNP														
10/19	at Bears			DNP														
10/26	at Jaguars			DNP														
11/2	CHARGERS	1/0	2	4	21	50	0	0	0	0	0	0	0	0	W	37-0		
11/9	at Lions			DNP														
11/13	BILLS			DNP														
11/23	at Broncos			DNP														
12/1	at Jets			DNP														
12/7	RAVENS			DNP														
12/14	at Patriots			DNP														
12/21	VIKINGS			DNP														
12/28	JETS			DNP														
2014 TOTALS		2/0	2	4	21	50.0	0	0	0	0/0	2	-2	0	2-0				

MATT MOORE'S NFL REGULAR SEASON PASSING STATISTICS

YEAR	TEAM	GP	GS	ATT.	CMP.	PCT.	YDS				TD	INT.	LG	SK	YDS		
							ATT.	YDS	PCT.	TD					LST	RATE	
2007	Carolina	9	3	111	63	56.8		730	6.6	3	5	57	6	40		67.0	
2008	Carolina							INACTIVE									
2009	Carolina	7	5	138	85	61.6		1053	7.6	8	2	66	9	78		98.5	
2010	Carolina	6	5	143	79	55.2		857	6.0	5	10	39	13	90		55.6	
2011	Miami	13	12	347	210	60.5		2,497	7.2	16	9	65t	36	229		87.1	
2012	Miami	2	0	19	11	57.9		131	6.9	1	0	37	2	9		96.6	
2013	Miami	1	0	6	2	33.3		53	8.8	0	2	50	0	0		27.1	
2014	Miami	2	0	2	4	50.0		21	10.5	0	0	0	0	0		0	
NFL TOTALS		40	25	766	454	59.3		5,342	7.0	33	28	66	56	446		79.3	
MIAMI TOTALS		18	12	374	227	60.7		2,702	7.2	50	39	50	28	238		87.1	

MATT MOORE'S NFL REGULAR SEASON RUSHING STATISTICS

YEAR	TEAM	NO.	YDS.	AVG.	LG	TD
2007	Carolina	3	5	1.7	5	0
2008	Carolina			INACTIVE		
2009	Carolina	12	-3	-0.3	5	0
2010	Carolina	5	25	5.0	8	0
2011	Miami	32	65	2.0	16	2
2012	Miami	5	-3	-0.6	1	0
2013	Miami	0	0	0.0	0	0
2014	Miami	2	-2	-1	-1	0
NFL TOTALS		59	87	1.5	16	2
MIAMI TOTALS		39	60	1.7	16	2



Jared ODRICK

DT | 98

HT: 6-5
WT: 304
BORN: 12/31/87
ACQUIRED: D1, 2010
COLLEGE: PENN STATE '10
NFL: FIFTH SEASON
DOLPHINS: FIFTH SEASON



PRO CAREER

2014 - Started every game, recording 29 tackles, one sack and a career high five passes defended...Started vs. New England and registered three tackles and one quarterback hit...Started at Buffalo recording three tackles (one solo) and one quarterback hit...Registered his first sack of the season in the third quarter vs. Kansas City...On the play, he forced the third fumble of his career...Started at Oakland (London), had one tackle and one pass defended...Recorded a career-high two passes defended vs. Green Bay as well as adding one solo tackle...Started in 27-14 win at Chicago and helped limit the Bears to 52 yards rushing on the day...Registered two tackles (one solo) in 27-13 win at Jacksonville...Recovered the first fumble of his career, forced by DE Olivier Vernon, in 37-0 shutout win vs. San Diego...Registered one solo tackle at Detroit...Recorded one solo tackle and one pass defended in 22-9 win vs. Buffalo...His pass defended gave him four on the year, establishing a new career-high...Recorded one solo tackle at Denver...Recorded three tackles (two solo) in 16-13 win at New York Jets...Registered four tackles (three solo) vs. Baltimore...Had two tackles, one pass defended and three QB hurries at New England...Recorded three solo tackles vs. Minnesota, giving him 100 for his career...Had a season high four solo tackles vs. New York Jets.

2014 GAME-BY-GAME STATISTICS

DATE	OPPONENT	P/S	TCK	SOLO	AST	SK	YDS	INT	YDS	PD	FF	FR
9/7	PATRIOTS	1/1	3	3	0	0.0	0.0	0	0	0	0	0
9/14	at Bills	1/1	3	1	2	0.0	0.0	0	0	0	0	0
9/21	CHIEFS	1/1	1	1	0	1.0	1.0	0	0	0	1	0
9/28	at Raiders	1/1	1	1	0	0.0	0.0	0	0	1	0	0
10/12	PACKERS	1/1	1	1	0	0.0	0.0	0	0	2	0	0
10/19	at Bears	1/1	0	0	0	0.0	0.0	0	0	0	0	0
10/26	at Jaguars	1/1	2	1	1	0.0	0.0	0	0	0	0	0
11/2	CHARGERS	1/1	0	0	0	0.0	0.0	0	0	0	0	1
11/9	at Lions	1/1	1	1	0	0.0	0.0	0	0	0	0	0
11/13	BILLS	1/1	1	1	0	0.0	0.0	0	0	1	0	0
11/23	at Broncos	1/1	1	1	0	0.0	0.0	0	0	0	0	0
12/1	at Jets	1/1	3	2	1	0.0	0.0	0	0	0	0	0
12/7	RAVENS	1/1	4	3	1	0.0	0.0	0	0	0	0	0
12/14	at Patriots	1/1	2	1	1	0.0	0.0	0	0	1	0	0
12/21	VIKINGS	1/1	3	3	0	0.0	0.0	0	0	0	0	0
12/28	JETS	1/1	4	4	0	0.0	0.0	0	0	0	0	0
2014 TOTAL		16/16	29	23	6	1.0	1	0	0	5	1	1

JARED ODRICK'S NFL REGULAR SEASON STATISTICS

YEAR	TEAM	GP	GS	TACKLES				INTERCEPTIONS					FUMBLES		
				TOT	SOLO	AST	SK	YDS	NO	YDS	LG	TD	PD	FF	FR
2010	Miami	1	1	1	1	0	0.0	0.0	0	0	-	0	0	0	0
2011	Miami	16	7	22	20	2	6.0	35.0	1	39	39	0	2	1	0
2012	Miami	16	12	35	26	9	5.0	29.0	0	0	-	0	2	0	0
2013	Miami	16	5	43	34	9	4.5	31.0	0	0	-	0	2	1	0
2014	Miami	16	16	25	19	6	1.0	1	0	0	0	0	3	1	0
NFL TOTALS		65	41	126	100	26	16.5	96	1	39	39	0	9	3	0



Mike POUNCEY

G | 51

HT: 6-5
WT: 305
BORN: 7/24/89
ACQUIRED: D1, 2011
COLLEGE: FLORIDA '11
NFL: FOURTH SEASON
DOLPHINS: FOURTH SEASON




PRO CAREER

2014 - Started 12 games at right guard...Was part of an offensive line that produced 361 first downs for the season, tied for the second most first downs in a season in franchise history, helped RB Lamar Miller surpass the 1,000 yards rushing mark (1,099) for the first time in his career, and protected QB Ryan Tannehill on his way to throwing for 4,045 passing yards (most since Dan Marino's 4,453 in 1994)...Was inactive vs. New England...Was inactive at Buffalo (9/14)...Inactive vs. Kansas City...Inactive at Oakland (London)...Started his first game of the season at right guard...Started in 27-14 win at Chicago (10/19) and helped protect QB Ryan Tannehill en route to completing 25-of-32 passes for 277 yards and two touchdowns, good for a 123.6 passer rating, a new career high for Tannehill...Started in 27-13 win at Jacksonville (10/27)...Started in 37-0 shutout of San Diego (11/2) and helped the Dolphins offense amass a season-high 441 net yards, QB Ryan Tannehill set career-high with a 125.6 passer rating and tie a his career high of three touchdown passes, all while giving up no sacks on the day...Started at Detroit (11/9)...Started in 22-9 win vs. Buffalo (11/13)...Started at Denver (11/24), helped protect QB Ryan Tannehill on his way to throwing three touchdowns, tying a career high...Started at New York Jets (12/1)...Started vs. Baltimore (12/7)...Started at New England (12/14)...Started in win vs. Minnesota (12/21), helping Miami's offense set a new franchise record with 36 first downs in a single game...Started vs. the New York Jets, helping RB Lamar Miller cross the 1,000 yard mark for the first time in his career with 178 yards rushing, including the third longest run in NFL history, a 97-yarder in the third quarter (12/28).

MIKE POUNCEY'S NFL REGULAR SEASON STATISTICS

GAMES/STARTS: 2011: 16/16; 2012: 16/16; 2013: 14/14, 2014: 12/12 **NFL TOTALS: 58/58**



Gerell ROBINSON

TE | 85

HT: 6-4
WT: 220
BORN: 10/13/89
ACQUIRED: FA, '14
COLLEGE: ARIZONA STATE '13
NFL: ONE SEASON
DOLPHINS: FIRST SEASON



PRO CAREER

2014 - Was activated by Cleveland on September 14 vs. New Orleans...Saw action vs. Minnesota...Saw action vs. New York Jets.

TRANSACTIONS - Signed to Miami's active roster on December 15...Added to Miami's practice squad on October 28, 2014...Released by Cleveland Browns on October 25, 2014...Signed by Cleveland on October 21, 2014...Released by Cleveland on October 18, 2014...Added to Cleveland practice squad on September 9, 2014...Released by Denver Broncos on August 30, 2014...Signed by Denver on February 5, 2014...Added to Denver practice squad on September 1, 2013...Released by Denver on August 31, 2013...Signed by Denver on January 7, 2013...Signed by Arizona Cardinals on October 16, 2012...Released by Arizona on October 15, 2012...NFL Suspension lifted on October 15, 2012...Suspended (4 games - NFL Policy on PEDs), September 21, 2012...Signed by Arizona on September 3, 2012...Released by Denver on August 31, 2012...Signed as an undrafted free agent by Denver on April 29, 2012.

2013 - Spent the 2013 season and the start of the 2014 season on Denver's practice squad prior to being signed to the Browns active roster on Sept. 9, 2014.

2012 - Spent time on the Arizona Cardinals and Denver Broncos practice squads.

COLLEGE - Robinson recorded 135 receptions for 2,071 yards and 12 touchdowns in 47 games. Born in Gary, Ind., Robinson graduated from Hamilton High School in Chandler, Ariz.

PERSONAL - A 2008 graduate of Hamilton High School in Chandler, Ariz...a highly-heralded prospect on the national level, he earned Second-Team All-USA honors as an all-purpose athlete by USA Today...Went to same high school as Terrell Suggs...Majored in Justice Studies at ASU...parents are Todd and Zarita Guess of Chandler, Ariz...has two siblings, Nodia and Tasha Hutch...born Oct. 13, 1989 in Gary, Ind....full name is La'Diviosia Gerell Robinson.

2014 GAME-BY-GAME STATISTICS

DATE	OPPONENT	P/S	NO.	RECEIVING			RUSHING				W/L	SCORE
				YDS.	LG	TD	ATT.	YDS.	LG	TD		
9/7	PATRIOTS	Not on Roster										
9/14	at Bills	Not on Roster										
9/21	CHIEFS	Not on Roster										
9/28	at Raiders	Not on Roster										
10/12	PACKERS	Not on Roster										
10/19	at Bears	Not on Roster										
10/26	at Jaguars	Not on Roster										
11/2	CHARGERS	Not on Roster										
11/9	at Lions	Not on Roster										
11/13	BILLS	Not on Roster										
11/23	at Broncos	Not on Roster										
12/1	at Jets	Not on Roster										
12/7	RAVENS	Not on Roster										
12/14	at Patriots	Not on Roster										
12/21	VIKINGS	1/0	0	0	0	0	0	0	0	0	W	37-35
12/28	JETS	1/0	0	0	0	0	0	0	0	0	L	24-37
2014 TOTALS			2/0	0	0	0	0	0	0	0	1/0	

GERELL ROBINSON'S NFL REGULAR SEASON STATISTICS

YEAR	TEAM	GP	GS	NO.	RECEIVING				RUSHING				
					YDS.	AVG.	LG	TD	ATT.	YDS.	AVG.	LG	TD
2014	Miami	2	0	0	0	0	0	0	0	0	0	0	0
NFL TOTALS		2	0	0	0	0	0	0	0	0	0	0	0



Samson SATELE

C | 64

HT: 6-3
WT: 300
BORN: 11/29/84
ACQUIRED: FA, 2014
COLLEGE: HAWAII '07
NFL: EIGHTH SEASON
DOLPHINS: THIRD SEASON



PRO CAREER

2014 - Started all 16 games at center...Was part of an offensive line that produced 361 first downs for the season, tied for the second most first downs in a season in franchise history, helped RB Lamar Miller surpass the 1,000 yards rushing mark (1,099) for the first time in his career, and protected QB Ryan Tannehill on his way to throwing for 4,045 passing yards (most since Dan Marino's 4,453 in 1994)...Started for Miami in the Dolphins 33-20 victory vs. New England (9/7), and paved the way for 191 yards on the ground, the fifth-most in a season opener in franchise history...Started at Buffalo (9/14)...Started vs. Kansas City (9/22), and blocked for an offense that rushed 20 times for 141 yards (7.05 avg.), the ninth-highest in team history for a single game...Started at Oakland (London), helping the offense churn out 284 first half yards, the most by a Miami offense since Oct. 23, 2000 when the team gained 299 vs. the New York Jets...Started vs. Green Bay...Started in 27-14 win at Chicago (10/19) and helped protect QB Ryan Tannehill en route to completing 25-of-32 passes for 277 yards and two touchdowns, good for a 123.6 passer rating, a new career high for Tannehill...Started in 27-13 win at Jacksonville...Started in 37-0 shutout of San Diego (11/2) and helped the Dolphins offense amass a season-high 441 net yards, QB Ryan Tannehill set career-high with a 125.6 passer rating and tie a his career high of three touchdown passes, all while giving up no sacks on the day...Started at Detroit (11/9)...Started in 22-9 win vs. Buffalo (11/13)...Started at Denver (11/24), helped protect QB Ryan Tannehill on his way to throwing three touchdowns, tying a career high...Started at New York Jets (12/1)...Started vs. Baltimore (12/7)...Started at New England (12/14)...Started in win vs. Minnesota (12/21), helping Miami's offense set a new franchise record with 36 first downs in a single game...Started vs. the New York Jets, helping RB Lamar Miller cross the 1,000 yard mark for the first time in his career with 178 yards rushing, including the third longest run in NFL history, a 97-yarder in the third quarter (12/28).

CAREER TRANSACTIONS - Signed by Miami as a free agent on August 2, 2014... Released by Indianapolis on March 6, 2014... Signed by Indianapolis on March 21, 2012... Declared a free agent on March 13, 2012... Re-signed with Oakland on August 2, 2011... Declared a free agent on July 25, 2011... Traded by Miami to Oakland on March 23, 2009... Signed by Miami on July 19, 2007... Originally a second-round draft selection (60th overall) of Miami in the 2007 NFL Draft.

2013 - Started all 13 games he appeared in for the Indianapolis Colts.

2012 - Started all 11 games he appeared in for Indianapolis... Was inactive for four games and was active but did not play in one game.

2011 - Started all 15 contests he participated in for Oakland.

2010 - Saw action in all 16 games (15 starts) and helped the Oakland offense rank second in the NFL in rushing... Part of an offensive line that helped set a franchise record by averaging 4.9 yards per rushing attempt... Blocked for an offense that generated three games with 500-plus yards of total offense... Part of a record-breaking offensive performance, helping the team amass 508 yards of total offense and team records for points (59), touchdowns (eight) and rushing touchdowns (five) at Denver (10/24).

2009 - Saw action in 15 games (12 starts) at center and special teams for Oakland.

2008 - Started all 16 games at center for Miami... Helped Miami rank 10th in the NFL in passing and 11th in rushing... Started at center and saw his first career action at guard in a reserve role against San Francisco (12/14)... Made his playoff debut against Baltimore (1/4), starting at center in the team's AFC Wild Card Playoff game.

2007 - Started all 16 games at center as a rookie and became the first rookie in Dolphins history to start every regular season game at center... Became just the fourth NFL rookie in a decade to start every game at center... Selected to NFL All-Rookie teams by several media outlets... Participated in every offensive snap in 15-of-16 regular season contests... Made his first career start at Washington (9/9).

COLLEGE - A four-year letterwinner at Hawaii (2003-06) where he started all 53 games he played during his collegiate career, marking a streak that was the longest among active players in college football in 2006... Served as a team captain during his senior season and started all 12 games at center... A first-team All-Western Athletic Conference selection... Helped spearhead an offense that led the nation in total offense (559.2 ypg.), passing offense (441.3 ypg.) and scoring (46.9 ppg.)... Was a first-team All-WAC pick as a junior and helped Hawaii rank second in the nation in passing offense (384.3 ypg.).

PERSONAL - Attended Kailua (Hawaii) High School and was a first-team all-state offensive lineman as a senior... A three-time letterwinner in basketball and track, performing the shot put and discus... Named the school's athlete of the year as a junior... Born in Kailua, Hawaii on November 29, 1984.

SAMSON SATELE'S NFL REGULAR SEASON STATISTICS

GAMES/STARTS: 2007: 16/16 , 2008: 16/16 , 2009: 12/15 , 2010: 15/16 , 2011: 15/15 , 2012: 11/11, 2013: 13/13 2014: 16/16 **NFL TOTALS: 118/114**



Derrick SHELBY

DE | 79

HT: 6-2
WT: 282
BORN: 3/4/89
ACQUIRED: FA, 2012
COLLEGE: UTAH '12
NFL: THIRD SEASON
DOLPHINS: THIRD SEASON



PRO CAREER

2014 - Played in 15 games, setting a new career high with three sacks...Saw action vs. New England...Registered three tackles (one solo) at Buffalo...Sacked Chiefs QB Alex Smith for a loss of five yards vs. Kansas City...Also recovered the first fumble of his career in the third quarter...Recorded a career high two sacks for a loss of 11 yards at Oakland (London)...Sacked Bears QB Jay Cutler for a loss of six yards in the first quarter of Miami's 27-14 win at Chicago...The sack of Cutler gave him 3.0 for the season, a new career high...Registered two solo tackles in 27-13 win at Jacksonville...Saw action in 37-0 shutout win vs. San Diego...Registered one solo tackle at Detroit...Recorded three solo stops in 22-9 win vs. Buffalo...Recorded two solo tackles at Denver...Recorded three tackles at New York Jets...Recorded three tackles vs. Baltimore...Recorded two tackles at New England...Recorded the first interception of his career in the third quarter vs. Minnesota and returned it two yards...

2014 GAME-BY-GAME STATISTICS

DATE	OPPONENT	P/S	TCK	SOLO	AST	SK	YDS	INT	YDS	PD	FF	FR
9/7	PATRIOTS	1/0	0	0	0	0.0	0.0	0	0	0	0	0
9/14	at Bills	1/0	3	2	1	0.0	0.0	0	0	0	0	0
9/21	CHIEFS	1/0	1	1	0	0.0	0.0	0	0	0	0	1
9/28	at Raiders	1/0	3	3	0	2.0	11.0	0	0	0	0	0
10/12	PACKERS	Suspended										
10/19	at Bears	1/0	1	1	0	1.0	6.0	0	0	0	0	0
10/26	at Jaguars	1/0	2	2	0	0.0	0.0	0	0	0	0	0
11/2	CHARGERS	1/0	0	0	0	0.0	0.0	0	0	0	0	0
11/9	at Lions	1/0	1	1	0	0.0	0.0	0	0	0	0	0
11/13	BILLS	1/0	3	3	0	0.0	0.0	0	0	0	0	0
11/23	at Broncos	1/0	2	2	0	0.0	0.0	0	0	0	0	0
12/1	at Jets	1/0	3	2	1	0.0	0.0	0	0	0	0	0
12/7	RAVENS	1/0	3	2	1	0.0	0.0	0	0	0	0	0
12/14	at Patriots	1/0	2	1	1	0.0	0.0	0	0	0	0	0
12/21	VIKINGS	1/0	2	2	0	0.0	0.0	1	2	1	0	0
12/28	JETS	1/0	1	1	0	0.0	0.0	0	0	0	0	0
2014 TOTAL		15/0	27	23	4	3.0	17	1	2	1	0	1

DERRICK SHELBY'S NFL REGULAR SEASON STATISTICS

YEAR	TEAM	TACKLES							INTERCEPTIONS					FUMBLES		
		GP	GS	TOT	SOLO	ASST	SK	YDS	NO	YDS	LG	TD	PD	FF	FR	YDS
2012	Miami	16	0	8	7	1	0.0	0.0	0	0	-	0	0	0	0	0
2013	Miami	16	1	32	21	11	2.5	12.0	0	0	-	0	0	2	0	0
2014	Miami	15	0	27	23	4	3.0	17	1	2	0	1	0	1	0	0
CAREER TOTALS		47	1	67	51	16	5.5	29	1	2	0	1	2	1	0	0



Kelvin SHEPPARD

LB | 97

HT: 6-2
WT: 252
BORN: 1/2/88
ACQUIRED: FA, 2014
COLLEGE: LSU '11
NFL: FOURTH
DOLPHINS: FIRST



PRO CAREER

2014 - Played in 13 games with one start, recorded 20 tackles and one forced fumble...Signed by Miami (9/8)...Made his Miami debut at Buffalo...Saw action vs. Kansas City...Made his first two tackles for Miami (one solo) at Oakland (London)...Recorded one special teams tackle vs. Green Bay...Saw action in 27-14 win at Chicago...Posted three tackles (two solo) in 37-0 shutout win vs. San Diego...Was inactive at Detroit...Was inactive vs. Buffalo...Saw action at Denver...Saw action at New York Jets...Saw action vs. Baltimore...Led the team with 10 tackles at New England...Saw action vs. Minnesota...Recorded two solo tackles vs. New York Jets.

CAREER TRANSACTIONS - Signed by Miami as a free agent on September 8, 2014...Released by Indianapolis on August 30, 2014...Traded from Buffalo to Indianapolis (for LB Jerry Hughes) on April 29, 2013...Signed by Buffalo on July 30, 2011... Originally a third-round draft selection (68th overall) of Buffalo in the 2011 NFL Draft.

2013 - Played in 15 games (7 starts) for Indianapolis, tallying 43 tackles (18 solo), one sack and one pass defended... In team's regular season opener vs. Oakland (9/8), finished the game with nine tackles (four solo).

2012 - Played in all 16 games (15 starts) for Buffalo and recorded 77 tackles (53 solo), two sacks and one pass defended...Totaled eight tackles (five solo) at the New York Jets (9/9)...Recorded his first NFL sack to go along with four solo tackles vs. Kansas City (9/16)...Posted a team-high nine tackles (seven solo) at Arizona (10/14)...Tallied five tackles, a pass defended and one special teams tackle vs. St. Louis (12/9).

2011 - Appeared in all 16 games (nine starts) for Buffalo and totaled 61 tackles (42 solo) and one pass defended...Made his NFL debut at Kansas City (9/11) and recovered a fumble on the opening kickoff. Became the first Bills rookie with a fumble recovery on NFL Kickoff Weekend since 1976...Made his first career start vs. Washington (10/30)...Established a career-high 14 tackles at San Diego (12/11).

COLLEGE - Was a three-year starter at linebacker (2008-10), playing in 53 games (30 starts) for the LSU Tigers...Finished his collegiate career ranked ninth in school history with 311 tackles...Posted back-to-back 100-plus tackle campaigns in both his junior and senior years...As a senior in 2010, earned All-SEC first-team honors...Started all 13 games and led the Tigers for a second-straight year with an SEC third-best 116 tackles (46 solo). Also added 11.0 tackles for a loss, 4.0 sacks, two forced fumbles and a pair of fumble recoveries...As a junior in 2009, started 12-of-13 games and led the team and ranked fourth in the SEC with 110 tackles...As a sophomore in 2008, made five starts in 13 games, finishing second on the team with 64 tackles to go along with four and a half tackles for loss, a half of a sack, two passes defended and a forced fumble...As a redshirt freshman in 2007, saw action in all 14 games, amassing 21 tackles, 2.0 tackles for loss, a pair of forced fumbles and a pass defended.

PERSONAL - One of the top linebackers in the state of Georgia at Stephenson High School...Instrumental in leading his team to a 12-2 record with 102 tackles, 10 sacks, an interception for a touchdown (40 yards), two forced fumbles and a fumble recovery ... Turned in a season-best 17 tackles and two sacks against Lowell High School ... Concluded a brilliant junior season with 106 tackles (15 for losses), four sacks, two interceptions and one fumble recovery...Named to the Atlanta Journal-Constitution Georgia Top 50...Born January 2, 1988 in Atlanta.

2014 GAME-BY-GAME STATISTICS

DATE	OPPONENT	P/S	TCK	SOLO	AST	SK	YDS	INT	YDS	PD	FF	FR
9/7	PATRIOTS	Not on Roster										
9/14	at Bills	1/0	0	0	0	0	0	0	0	0	0	0
9/21	CHIEFS	1/0	0	0	0	0	0	0	0	0	0	0
9/28	at Raiders	1/0	2	1	1	0	0	0	0	0	0	0
10/12	PACKERS	1/0	0	0	0	0	0	0	0	0	0	0
10/19	at Bears	1/0	0	0	0	0	0	0	0	0	0	0
10/26	at Jaguars	1/0	3	2	1	0	0	0	0	0	0	0
11/2	CHARGERS	1/0	3	2	1	0	0	0	0	0	0	0
11/9	at Lions	Inactive										
11/13	BILLS	Inactive										
11/23	at Broncos	1/0	0	0	0	0	0	0	0	0	0	0
12/1	at Jets	1/0	0	0	0	0	0	0	0	0	0	0
12/7	RAVENS	1/0	0	0	0	0	0	0	0	0	0	0
12/14	at Patriots	1/1	10	7	3	0	0	0	0	0	1	0
12/21	VIKINGS	1/0	0	0	0	0	0	0	0	0	0	0
12/28	JETS	1/0	2	2	0	0	0	0	0	0	0	0
2014 TOTALS		13/1	20	15	6	0	0	0	0	0	1	0

KELVIN SHEPPARD'S NFL REGULAR SEASON STATISTICS

YEAR	TEAM	GP	GS	TOT	SOLO	ASST	SK	YDS	NO	YDS	LG	TD	PD	FF	FR	YDS
2011	Buffalo	16	9	61	42	19	0.0	0	0	0	-	0	1	0	1	0
2012	Buffalo	16	15	77	53	24	2.0	17.0	0	0	-	0	1	0	0	0
2013	Indianapolis	15	7	43	18	25	1.0	9.0	0	0	-	0	1	0	0	0
2014	Miami	13	1	20	15	6	0.0	0.0	0	0	-	0	0	1	0	0
NFL TOTALS		60	32	201	128	74	3.0	16.0	0	0	-	0	3	1	1	0



Dion
SIMS

TE | 80

HT: 6-4
WT: 265
BORN: 2/18/91
ACQUIRED: D4B, 2013
COLLEGE: MICHIGAN STATE '14
NFL: SECOND SEASON
DOLPHINS: SECOND SEASON



PRO CAREER

2014 - Played in 14 games with one start and set career highs in receptions (24) and yards (284) and touchdowns (two)...Saw action vs. New England and recorded one reception for nine yards...Played at Buffalo...Played vs. Kansas City...Recorded his first touchdown catch of the season for 18 yards in the second quarter at Oakland (London)...Caught one pass for five yards vs. Green Bay...Had a season-high 33 yards receiving in 27-14 win at Chicago...Had a career-high 51 yards receiving and a career-long 38-yard reception at Jacksonville...Inactive vs. San Diego...Was inactive at Detroit...Caught two passes for 11 yards in 22-9 win vs. Buffalo...Caught a season high four passes for 31 yards at Denver...Recorded a season-high 58 yards on four receptions at the New York Jets...Caught two passes for 18 yards vs. Baltimore...Played at New England...Caught two passes for 15 yards vs. New York Jets.

2014 GAME-BY-GAME STATISTICS

DATE	OPPONENT	P/S	RECEIVING				RUSHING				W/L	SCORE
			NO.	YDS.	LG	TD	ATT.	YDS.	LG	TD		
9/7	PATRIOTS	1/0	1	9	9	0	0	0	0	0	W	33-20
9/14	at Bills	1/0	0	0	0	0	0	0	0	0	L	10-29
9/21	CHIEFS	1/0	0	0	0	0	0	0	0	0	L	15-34
9/28	at Raiders	1/0	1	18	18	1	0	0	0	0	W	38-14
10/12	PACKERS	1/0	1	5	5	0	0	0	0	0	L	24-27
10/19	at Bears	1/0	2	33	26	0	0	0	0	0	W	27-14
10/26	at Jaguars	1/0	2	51	38	0	0	0	0	0	W	27-13
11/2	CHARGERS	Inactive										
11/9	at Lions	Inactive										
11/13	BILLS	1/0	2	11	8	0	0	0	0	0	W	22-9
11/23	at Broncos	1/1	4	31	16	0	0	0	0	0	L	36-39
12/1	at Jets	1/0	4	58	20	0	0	0	0	0	W	16-13
12/7	RAVENS	1/0	2	18	12	0	0	0	0	0	L	13-28
12/14	at Patriots	1/0	0	0	0	0	0	0	0	0	L	13-41
12/21	VIKINGS	1/0	3	35	17	1	0	0	0	0	W	37-35
12/28	JETS	1/0	2	15	9	0	0	0	0	0	L	37-24
2014 TOTALS			14/1	24	284	38	2	0	0	0	7-6	

DION SIMS' NFL REGULAR SEASON STATISTICS

YEAR	TEAM	GP	GS	RECEIVING				TD	RUSHING				TD
				NO.	YDS.	AVG.	LG		ATT.	YDS.	AVG.	LG	
2013	Miami	15	5	6	32	5.3	8	1	0	0	-	0	0
2014	Miami	14	1	24	284	11.8	38	2	0	0	0.0	0	0
NFL TOTALS		29	6	30	316	10.5	38	3	0	0	0.0	0	0



Shelley
SMITH

G | 66




HT: **6-4**
WT: **310**
BORN: **5/21/87**
ACQUIRED: **UFA, 2014 (ST.L)**
COLLEGE: **COLORADO STATE '10**
NFL: **FIFTH SEASON**
DOLPHINS: **FIRST SEASON**

PRO CAREER

2014 - Played in 10 games with three starts...Made his first start for Miami in the Dolphins 33-20 victory vs. New England (9/7), and paved the way for 191 yards on the ground, the fifth-most in a season opener in franchise history...Started at Buffalo (9/14) before the leaving the game with an injury in the third quarter...Was inactive vs. Kansas City (9/21)...Was inactive at Oakland (London) (9/28)...Was inactive vs. Green Bay (10/12)...Was inactive at Chicago (10/19)...Inactive at Jacksonville...Played in 37-0 shutout win vs. San Diego (11/2)...Saw action at Detroit (11/9)...Started in 22-9 win vs. Buffalo...Saw action at Denver (11/23)...Saw action at New York Jets (12/1)...Saw action vs. Baltimore (12/7)...Played at New England (12/14)...Saw action vs. Minnesota (12/21)...Saw action vs. New York Jets (12/28).

SHELLEY SMITH'S NFL REGULAR SEASON STATISTICS

GAMES/STARTS: (Houston) 2010: Inactive; 2011: Injured Reserve; (St. Louis) 2012: 12/6; 2013: 14/2, 2014: 10/3 **NFL TOTALS: 35/10**



R.J.
STANFORD

CB | 41

HT: 5-10
WT: 187
BORN: 5/6/88
ACQUIRED: FA, 2014
COLLEGE: UTAH '10
NFL: FOURTH SEASON
DOLPHINS: THIRD SEASON



PRO CAREER

2014 - Signed to Miami's active roster on November 25, 2014...Saw his first action of the season at New York Jets, recording two tackles...Recorded his second career interception in the second quarter in the end zone vs. Baltimore...Played at New England...Played vs. Minnesota...Played vs. New York Jets.

Transactions - Signed to Miami's active roster on November 25, 2014...Released by Cincinnati on August 25, 2014...Signed by Cincinnati on March 24, 2014...Declared as a free agent from Miami on March 11, 2014...Re-signed by Miami on March 19, 2013...Acquired off waivers by Miami on September 1, 2012...Released by Carolina on August 31, 2012...Re-signed by Carolina on March 10, 2012...Activated from Carolina practice squad on December 14, 2010...Added to Carolina practice squad on September 6, 2010...Released by Carolina on September 4, 2010...Signed by Carolina on June 15, 2010.

2013 - Played in 13 games with Miami, tied for sixth on team with five special teams tackles...Placed on Reserve/Injured list (12/10) after suffering ankle injury at Pittsburgh (12/8)...Had three special teams tackles vs. Baltimore (10/6).

2012 - Played in a reserve role all 16 games of the 2012 season...Had six special teams tackles...Made his Dolphin debut in a reserve role at Houston (11/9)...Had three tackles at Buffalo (11/15)...Had three tackles vs. Seattle (11/25)...Claimed off of waivers by Miami from the Carolina Panthers on September 1, 2012.

2011 - Played in 12 games for Carolina...Notched 20 tackles and one interception...Accounted for one special teams tackle...At New Orleans (1/1) recorded his first career interception...Picked off Saints quarterback Drew Brees in the red zone and returned it 53 yards into New Orleans territory to set up a field goal.

2010 - Selected in the seventh round (223rd overall) of the NFL Draft by Carolina...Spent the first 13 games on the Panthers' practice squad before being signed to the active roster (12/14)...Inactive for the last three games.

College - Played in 51-of-52 games at Utah, (22 starts)...Began career at running back but switched to cornerback late in freshman season...Produced 125 tackles, four sacks, one interception, 12 passes defended and three fumble recoveries...Started 13 games at cornerback as a senior...Intercepted one pass and ranked second on team with seven passes defended in addition to 46 tackles...Blocked a field goal against Louisville... Played in 13 games with two starts at nickel back his junior year...Registered 41 tackles and two sacks...Played in 13 games with seven starts as a sophomore...Notched 33 tackles, two sacks, and two fumble recoveries...Tied for third on the team with five passes defended...Played in 12 games as a freshman...Rushed for 48 yards on 11 carries before moving to cornerback...Majored in sociology at Utah.

Personal - Attended Chino (Calif.) HS...Full name is Raymond "R. J." Perry Stanford, born May 6, 1988 in Chino, California...Wife's name is Keyonna ...Active in community relations as a member of Dolphins...Participated in the Miami Dolphins Foundation's Fins Weekend events...Worked with local schools in Dolphins' laser tag, Dave & Buster's and mini-golf, Visited kids at Baptist Childrens' Hospital...Majored in sociology at Utah.

2014 GAME-BY-GAME STATISTICS

DATE	OPPONENT	P/S	TCK	SOLO	AST	SK	YDS	INT	YDS	PD	FF	FR
9/7	PATRIOTS	Not on Roster										
9/14	at Bills	Not on Roster										
9/21	CHIEFS	Not on Roster										
9/28	at Raiders	Not on Roster										
10/12	PACKERS	Not on Roster										
10/19	at Bears	Not on Roster										
10/26	at Jaguars	Not on Roster										
11/2	CHARGERS	Not on Roster										
11/9	at Lions	Not on Roster										
11/13	BILLS	Not on Roster										
11/23	at Broncos	Not on Roster										
12/1	at Jets	1/0	2	1	1	0	0	0	0	0	0	0
12/7	RAVENS	1/0	7	6	1	0	0	1	0	1	0	0
12/14	at Patriots	1/0	0	0	0	0	0	0	0	0	0	0
12/21	VIKINGS	1/0	0	0	0	0	0	0	0	0	0	0
12/28	JETS	1/0	0	0	0	0	0	0	0	0	0	0
2014 TOTAL		5/0	9	7	2	0	0	1	0	1	0	0

R.J. STANFORD'S NFL REGULAR SEASON STATISTICS

YEAR	TEAM	TACKLES							INTERCEPTIONS					FUMBLES		
		GP	GS	TOT	SOLO	ASST	SK	YDS	NO	YDS	LG	TD	PD	FF	FR	YDS
2010	Carolina	PRACTICE SQUAD														
2011	Carolina	12	0	8	4	4	0.0	0.0	1	53	53	0	1	0	0	0
2012	Miami	16	0	12	9	3	0.0	0.0	0	0	0	0	0	0	0	0
2013	Miami	13	0	0	0	0	0.0	0.0	0	0	0	0	0	0	0	0
2014	Miami	5	0	9	8	3	0.0	0.0	1	0	0	0	1	0	0	0
NFL TOTALS		46	0	31	30	10	0.0	0.0	2	53	53	0	2	0	0	0



Randy STARKS

DT | 94



HT: 6-3
WT: 305
BORN: 12/14/83
ACQUIRED: UFA, 2008 (TEN.)
COLLEGE: MARYLAND '05
NFL: 11TH SEASON
DOLPHINS: SEVENTH SEASON

PRO CAREER


2014 - Played in 15 games with 14 starts, finished the season with four and a half sacks, 26 tackles, one fumble recovery and combined on his first career safety vs. Kansas City along with LB Jelani Jenkins...Started vs. New England and registered one tackle and one pass defended, the 20th of his career...Started at Buffalo, extended his consecutive games played streak to 110, most among active defensive tackles...Registered three solo tackles at Buffalo...Combined with LB Jelani Jenkins vs. Kansas City for his first career safety when he helped bring down Chiefs QB Alex Smith in the end zone in the third quarter, it was the first safety of his career...Was inactive at Oakland (London), snapping his consecutive games played streak at 111, it was the most among active defensive tackles...Started vs. Green Bay...Recovered his ninth-career fumble and helped limit the Bears offense to 52 yards rushing in Miami's 27-14 win at Chicago...Started at Jacksonville, recorded two tackles (one solo)...Recorded a sack on the first play from scrimmage in 37-0 shutout win vs. San Diego, bringing down of Chargers QB Philip Rivers for a loss of three yards...Recorded three tackles (two solo) at Detroit...Registered two tackles in 22-9 win vs. Buffalo...Registered two solo tackles at Denver...Registered two solo tackles in 16-13 win at New York Jets...Started vs. Baltimore...Started at New England...Recorded a sack for a loss of five yards in the fourth quarter vs. Minnesota...Recorded a sack in the first quarter vs. New York Jets which gave him a sack in back-to-back games (one vs. Minnesota, 12/21/14), for the first time since 2011 (one at New England 12/24/11, one vs. NYJ 1/1/12).

2014 GAME-BY-GAME STATISTICS

DATE	OPPONENT	P/S	TCK	SOLO	AST	SK	YDS	INT	YDS	PD	FF	FR
9/7	PATRIOTS	1/1	1	1	0	0.0	0.0	0	0	1	0	0
9/14	at Bills	1/1	3	3	0	0.0	0.0	0	0	0	0	0
9/21	CHIEFS	1/1	2	1	1	1.5	0.5	0	0	0	0	0
9/28	at Raiders	Inactive										
10/12	PACKERS	1/1	0	1	1	0.0	0.0	0	0	0	0	0
10/19	at Bears	1/1	1	1	0	0.0	0.0	0	0	0	0	1
10/26	at Jaguars	1/1	2	1	1	0.0	0.0	0	0	0	0	0
11/2	CHARGERS	1/1	2	1	1	1.0	3.0	0	0	0	0	0
11/9	at Lions	1/1	3	2	1	0.0	0.0	0	0	0	0	0
11/13	BILLS	1/1	2	1	1	0.0	0.0	0	0	0	0	0
11/23	at Broncos	1/0	2	0	2	0.0	0.0	0	0	0	0	0
12/1	at Jets	1/1	2	2	0	0.0	0.0	0	0	0	0	0
12/7	RAVENS	1/1	0	0	0	0.0	0.0	0	0	0	0	0
12/14	at Patriots	1/1	1	0	1	0.0	0.0	0	0	0	0	0
12/21	VIKINGS	1/1	2	2	0	1.0	5.0	0	0	0	0	0
12/28	JETS	1/1	3	3	0	1.0	6.0	0	0	0	0	0
2014 TOTAL		15/14	26	19	9	4.5	19.5	0	0	1	0	1

RANDY STARKS' NFL REGULAR SEASON STATISTICS

		TACKLES							INTERCEPTIONS					FUMBLES		
YEAR	TEAM	GP	GS	TOT	SOLO	ASST	SK	YDS	NO	YDS	LG	TD	PD	FF	FR	YDS
2004	Tennessee	14	8	53	28	25	4.5	36.0	0	0	–	0	1	1	2	0
2005	Tennessee	16	16	78	40	38	3.0	24.0	0	0	–	0	0	0	0	0
2006	Tennessee	16	8	56	36	20	3.0	19.0	0	0	–	0	0	0	2	26
2007	Tennessee	14	4	39	21	18	0.0	0.0	0	0	–	0	0	0	1	0
2008	Miami	16	4	29	22	7	3.0	12.5	1	8	8	0	3	0	0	0
2009	Miami	16	16	56	42	14	7.0	36.5	0	0	–	0	0	0	1	0
2010	Miami	16	16	30	26	4	3.0	20.0	0	0	–	0	3	0	1	0
2011	Miami	16	15	34	29	5	4.5	23.5	2	21	18	0	4	0	0	0
2012	Miami	16	16	27	19	8	4.5	20.5	1	4	4	0	5	0	0	0
2013	Miami	16	14	49	36	13	4.0	27.5	0	0	–	0	1	1	1	0
2014	Miami	15	14	26	19	9	4.5	19.5	0	0	0	0	1	0	1	0
NFL TOTALS		171	131	383	279	106	41	239	4	33	18	0	20	2	9	26
MIAMI TOTALS		111	95	251	192	61	30.5	160	4	33	18	0	15	1	4	0



Caleb STURGIS

K | 9

HT: 5-9
WT: 190
BORN: 8/9/89
ACQUIRED: D5B, 2013
COLLEGE: FLORIDA '13
NFL: SECOND SEASON
DOLPHINS: SECOND SEASON



PRO CAREER

2014 - Surpassed Pete Stoyanovich for the second-most points in a season in franchise history with 128 (29 field goals and 41 extra points)...Played vs. New England connecting on a career-high four field goals (38, 24, 22, 27)...Converted on a 34 yard field goal at Buffalo...Connected on two field goals vs. Kansas City (51, 22), the 51-yarder was his fourth career field goal of 50-or-more yards and his third longest...Kicked a 41-yard field goal at Oakland (London) and was 5-for-5 on his extra point attempts...Converted on a 48-yard field goal vs. Green Bay...Converted on two field goals (33 yards & 19 yards) in 27-14 win at Chicago...Hit on two field goals (29, 43) at Jacksonville...Converted on three field goals in 37-0 win vs. San Diego...Converted all three field goal attempts at Detroit, including a 50-yard third quarter attempt, which tied the fourth-longest in his career...Converted both of his field goal attempts in 22-9 win vs. Buffalo...Converted on all four of his extra point attempts at Denver...Made three of four kicks at New York Jets...Converted on two field goal attempts and one extra point vs. Baltimore...Made two of three field goals at New England...With his five points scored vs. Minnesota, Sturgis has now totaled 122 points (28 field goals and 38 extra points) and surpassed Pete Stoyanovich for the third-most points in a season in franchise history...With his six points scored vs. New York Jets, Sturgis totaled 128 points this season (29 field goals and 41 extra points coming in) and surpassed Pete Stoyanovich for the second-most points in a season in franchise history.

2014 GAME-BY-GAME STATISTICS

DATE	OPPONENT	GP	FGM	FGA	PCT. LG	XP	XPA	PCT	BLK	TB	PTS
9/7	PATRIOTS	1	4	4	100.0	38	3	3	100	0	15
9/14	at Bills	1	1	1	100.0	34	1	1	100	0	4
9/21	CHIEFS	1	2	3	66.7	51	1	1	100	0	7
9/28	at Raiders	1	1	1	100.0	41	5	5	100	0	8
10/12	PACKERS	1	1	1	100.0	48	3	3	100	0	6
10/19	at Bears	1	2	4	50.0	33	3	3	100	1	9
10/26	at Jaguars	1	2	2	100.0	43	3	3	100	0	9
11/2	CHARGERS	1	3	4	75.0	26	4	4	100	0	13
11/9	at Lions	1	3	3	100.0	50	1	1	100	0	10
11/13	BILLS	1	2	2	100.0	38	2	2	100	0	8
11/23	at Broncos	1	0	0	0	0	4	4	100	0	4
12/1	at Jets	1	3	4	75.0	44	1	1	100	0	10
12/7	RAVENS	1	2	2	100.0	46	1	1	100	0	7
12/14	at Patriots	1	2	3	75.0	53	1	1	100	1	7
12/21	VIKINGS	1	0	1	0.0	0	5	5	100	0	5
12/28	JETS	1	1	2	50.0	37.0	2	2	100	0	5
2014 TOTALS		16	29	37	78.4	51	41	41	100	2	128

CALEB STURGIS' NFL REGULAR SEASON STATISTICS


YEAR	TEAM	GP	FGM	FGA	PCT.	LG	XP	XPA	PCT.	BLK	PTS
2013	Miami	16	26	34	76.5	54	33	33	100.0	1	111
2014	Miami	16	29	37	78.4	53	41	41	100.0	2	128
NFL TOTALS		32	55	71	77.5	54	74	74	100.0	3	239

FIELD-GOAL ACCURACY

YEAR	TEAM	1-19	PCT.	20-29	PCT.	30-39	PCT.	40-49	PCT.	50+	PCT.
2013	Miami	1/1	100.0	4/4	100.0	10/12	83.3	8/10	80.0	3/7	42.9
2014	Miami	1/1	100.0	12/12	100.0	7/8	87.5	6/10	66.7	3/6	50.0
NFL TOTALS		2/2	100.0	16/16	100.0	17/20	85.0	14/20	70.0	6/13	46.2

KICKING VENUES

YEAR	TEAM	HOME TOTAL	AWAY TOTAL	GRASS	TURF	INDOORS	OUTDOORS	TOT.
2013	Miami	13/17	13/17	20/25	6/9	1/1	25/33	26/34
2014	Miami	15/19	14/18	20/26	9/11	3/3	26/34	28/34
NFL TOTALS		28/36	27/35	40/51	15/20	4/4	51/67	54/68



Ryan TANNEHILL

QB | 17

HT: 6-4
WT: 220
BORN: 7/27/88
ACQUIRED: D1, 2012
COLLEGE: TEXAS A&M '12
NFL: THIRD SEASON
DOLPHINS: THIRD SEASON



PRO CAREER

2014 - Started every game, finished with 4,045, establishing a new career high, he joined Dan Marino as the only quarterbacks in franchise history to surpass 4,000 yards in a season, Marino's 4,453 yards in 1994 were the last time a Dolphins player threw for more than 4,000 yards...His 27 touchdowns were a career high and the sixth most in Dolphins history and the most by a Dolphins player since Dan Marino threw 30 in 1994...Also set career highs with a completion percentage of 66.4 and a quarterback rating of 92.8...Started vs. New England and completed 18 passes (32 attempts) for 178 yards and two touchdowns in victory...Completed 31-of-49 passes for 241 yards, one touchdown and one interception at Buffalo. His completions and attempts were career highs...Completed 21-of-43 passes for 205 yards and one touchdown vs. Kansas City...Was 23-for-31 for 278 yards in win at Oakland (London)...Completed 14-straight passes, spanning the first and second quarter, which was tied for fourth-most in a game in franchise history...His 17-of-19 passes for 204 yards and two touchdowns in the first half was good for a 146.5 passer rating, the highest first half rating in his career...His 89.4 completion percentage in the first half was also a career high...Completed 20-of-31 passes for 231 yards and two touchdowns vs. Green Bay...Had a 40-yard rush vs. Green Bay as well, it was the longest run by a Dolphin this season and the second longest run by a Miami QB in franchise history...Completed 25-of-32 passes for 277 yards and two touchdowns, good for a career high passer rating of 123.6, in 27-14 win at Chicago...His 78.1 completion percentage against the Bears was the second-highest of his career and his 155.1 first half passer rating was the third-highest first half passer rating in franchise history since 1991...He began the game by completing his first 14 passes and 15 passes dating back to last week's game vs. Green Bay, his 15-consecutive completions are tied for the third-most consecutive completions in a game in franchise history...Completed 16-of-29 passes for 196 yards, one touchdown and one interception for a quarterback rating of 73.3 in 27-13 win at Jacksonville...With his 30 yard rush against the Jaguars he became just the second quarterback, joining Michael Vick in 2004, to post runs of 30 or more yards in three consecutive games...Completed 24-of-34 passes for 288 yards and three touchdowns, good for a 125.6 passer rating in 37-0 win vs. San Diego, his 125.6 passer rating established a new career high...His three touchdown passes vs. San Diego tied his career high, which was accomplished three previous times: vs. Buffalo (10/20/13), at Pittsburgh (12/8/13) and vs. New England (12/15/13)...Completed 6-of-6 passes for 63 yards and a touchdown in the team's opening drive for a touchdown vs. San Diego, further, those were his numbers at the conclusion of the first quarter, his third first quarter of the season completing 100 percent of his passes (10/19/14 at Chi., 6-of-6 for 84 yards and a touchdown; 9/7/14 vs. NE, 5-of-5 for 40 yards and a touchdown)...With his 22 yard run vs. San Diego, Tannehill joined Steve Young and Michael Vick as the only QBs with a 20+ yard run in at least 4 consecutive games in the past 25 years...Finished the game at Detroit by completing 27-of-38 passes for 201 yards, one touchdown and one interception, his 71.1 completion percentage was the sixth-highest in a game in his career...Completed 26-of-34 passes for 240 yards and two touchdowns, good for a 114.8 passer rating in 22-9 win vs. Buffalo...His 114.8 passer rating was the fifth-highest in a game in his career making three of his five highest passer ratings in the last five weeks...His 76.5 completion percentage vs. Buffalo was the third-highest in a game in his career...He also completed 9-of-10 passes for 90 yards in the first quarter, a completion percentage of 90.0 in the first quarter, it was the highest he has recorded in the first quarter of a game in his career with a minimum of 10 passing attempts...Finished the game at Denver by completing 26-of-36 passes (72.2 percent) for 228 yards, three touchdowns and one interception, good for a 104.9 passer rating, his three touchdowns tied a career high.

Extended his consecutive games streak with at least a 70 percent completion rate for the fifth-straight game (71.4 percent at New York Jets), he is the only quarterback in the franchise to accomplish that feat and was the only player to do it in four-straight games...With his 227 passing yards vs. Baltimore, Tannehill surpassed Joe Flacco and Matt Ryan, and moved into 9th place all-time for most passing yards for a player in their first three seasons in NFL history...He now has 10,251 passing yards in his career...With his 346 passing yards at New England, second most yards in his career, Tannehill surpassed Jeff Garcia and Drew Bledsoe and moved into seventh place all-time for most passing yards for a player in their first three seasons in NFL history...Giving him 10,597 passing yards in his career...With his 396 passing yards vs. Minnesota, Tannehill surpassed Carson Palmer and moved into sixth place all-time for most passing yards for a player in their first three seasons in NFL history, he now has 10,993 passing yards in his career...Completed 35-of-47 passes for 396 yards, four touchdowns and one interception vs. Minnesota, his 396 passing yards made it the eighth time in his career that he has passed for 300-or-more yards in a game, moving him past QB Chad Henne for sole possession of second-most games with 300-or-more passing yards in franchise history...Additionally, the 396 yards were the second most in a game in his career...His 259 passing yards vs. New York Jets improved his season total to 4,045, establishing a new career high, he joined Dan Marino as the only quarterbacks in franchise history to surpass 4,000 yards in a season, Marino's 4,453 yards in 1994 were the last time a Dolphins player threw for more than 4,000 yards...With his one touchdown pass today, Tannehill finished the season with 27, his 27 touchdowns were sixth most in Dolphins history and the most by a Dolphins player since Dan Marino threw 30 in 1994.

2014 GAME-BY-GAME STATISTICS

PASSING										RUSHING					SCORE
DATE	OPPONENT	P/S	ATT	CMP	YDS	PCT	TD	INT	LG	ATT	YDS	LG	TD	W/L	
9/7	PATRIOTS	1/1	32	18	178	56.3	2	1	24	3	-2	0	0	W	33-20
9/14	at Bills	1/1	49	31	241	63.3	1	1	18	4	11	6	0	L	10-29
9/21	CHIEFS	1/1	43	21	205	48.8	1	0	30	1	9	9	0	L	15-34
9/28	at Raiders	1/1	31	23	278	74.2	2	1	35	5	35	18	0	W	38-14
10/12	PACKERS	1/1	31	20	244	64.5	2	2	25	3	49	40	0	L	27-24
10/19	at Bears	1/1	32	25	277	78.1	2	0	26	6	48	30	0	W	27-14
10/26	at Jaguars	1/1	29	16	196	55.2	1	1	50	5	48	30	0	W	27-13
11/2	CHARGERS	1/1	34	24	288	70.6	3	0	38	4	47	22	0	W	37-0
11/9	at Lions	1/1	38	27	201	71.1	1	1	20	2	0	3	0	L	16-20
11/13	BILLS	1/1	34	26	240	76.5	2	0	32	4	16	15	0	W	22-9
11/23	at Broncos	1/1	36	26	228	72.2	3	1	21	4	15	8	1	L	36-39
12/1	at Jets	1/1	35	25	235	71.4	0	1	25	4	13	10	0	W	16-13
12/7	RAVENS	1/1	33	23	227	69.7	1	0	27	2	6	7	0	L	13-28
12/14	at Patriots	1/1	47	29	346	61.7	1	2	50	3	21	15	0	L	13-41
12/21	VIKINGS	1/1	47	35	396	74.5	4	1	41	5	1	5	0	W	37-35
12/28	JETS	1/1	39	23	259	59.0	1	0	33	0	0	0	0	L	37-24
2014 TOTALS		16/16	590	392	4,045	66.4	27	12	50	55	317	40	1	8-8	

RYAN TANNEHILL'S NFL REGULAR SEASON PASSING STATISTICS

		PASSING										RUSHING					
YEAR	TEAM	GP	GS	ATT.	CMP.	PCT.	YDS	ATT.	TD	INT.	LG	SK	LST	RATE			
2012	Miami	16	16	484	282	58.3	3,294	6.8	12	13	80t	35	234	76.1			
2013	Miami	16	16	588	355	60.4	3,913	6.7	24	17	67	58	399	81.7			
2014	Miami	16	16	551	392	56.3	4,026	6.9	27	12	50	46	337	92.8			
CAREER TOTALS		48	48	1,662	1,029	61.9	11,252	6.8	63	42	67	139	970	84.0			

Career Regular Season Record As A Starter: 7-9 in 2012; 8-8 in 2013.8-7 in 2014 for total of 23-25

RYAN TANNEHILL'S NFL REGULAR SEASON RUSHING STATISTICS

YEAR	TEAM	NO.	YDS.	AVG.	LG	TD
2012	Miami	49	211	4.3	31	2
2013	Miami	40	238	6.0	48	1
2014	Miami	56	311	5.6	40	1
CAREER TOTALS		145	760	5.2	48	4



Dallas THOMAS

G | 63

HT: 6-5

WT: 315

BORN: 10/30/89

ACQUIRED: D3A, 2013

COLLEGE: TENNESSEE '13

NFL: SECOND SEASON

DOLPHINS: SECOND SEASON



PRO CAREER

2014 - Played in 14 games with nine starts...Was part of an offensive line that produced 361 first downs for the season, tied for the second most first downs in a season in franchise history, helped RB Lamar Miller surpass the 1,000 yards rushing mark (1,099) for the first time in his career, and protected QB Ryan Tannehill on his way to throwing for 4,045 passing yards (most since Dan Marino's 4,453 in 1994)...Saw action vs. New England (9/7)...Played at Buffalo (9/14)...Started vs. Kansas City (9/21), and blocked for an offense that rushed 20 times for 141 yards (7.05 avg.), the ninth-highest in team history for a single game...Started at Oakland (London), helping the offense churn out 284 first half yards, the most by a Miami offense since Oct. 23, 2000 when the team gained 299 vs. the New York Jets...Saw action vs. Green Bay (10/12)...Saw action in 27-14 win at Chicago...Saw action in 27-13 win at Jacksonville (10/26)...Started in 37-0 shutout of San Diego (11/2) and helped the Dolphins offense amass a season-high 441 net yards, QB Ryan Tannehill set career-high with a 125.6 passer rating and tie a his career high of three touchdown passes, all while giving up no sacks on the day...Saw action at Detroit (11/9), including extensive play at Right Tackle after T Branden Albert left the game in the second quarter with a knee injury and T Ja'wan James moved to Left Tackle...Started at right tackle in 22-9 win vs. Buffalo (11/13)...Started at Denver (11/23), helped protect QB Ryan Tannehill on his way to throwing three touchdowns, tying a career high...Started at New York Jets (12/1)...Started vs. Baltimore (12/7)...Started at New England (12/14)...Was inactive vs. Minnesota (12/21)...Was inactive (12/28).

GAMES/STARTS: 2013: 6/0, 2014: 14/9 **NFL Total:** 20/9



Daniel THOMAS

RB | 33

HT: 6-1
WT: 235
BORN: 10/29/87
ACQUIRED: D2, 2011
COLLEGE: KANSAS STATE '11
NFL: FOURTH SEASON
DOLPHINS: FOURTH SEASON



PRO CAREER


2014 - Finished the season with 44 carries for 168 yards and two touchdowns in 12 appearances...Signed by Miami on September 15, 2014...Made his season debut and recorded his first rush of the season for five yards in the first quarter vs. Kansas City...Had five carries for 35 yards and added one reception for 25 yards at Oakland (London)...Was inactive vs. Green Bay...Carried the ball seven times for 25 yards in 27-14 win at Chicago...Rushed four times for 18 yards at Jacksonville...Had nine carries for eight yards in 37-0 victory vs. San Diego...Saw action at Detroit...Ran five times for 23 yards in 22-9 win vs. Buffalo...Rushed for his first touchdown of 2014 at Denver, a three-yard run on the opening drive of the game...Played at New York Jets...Played at New England...Was inactive vs. Minnesota...Rushed for a one yard touchdown in the second quarter vs. the New York Jets.

2014 GAME-BY-GAME STATISTICS

DATE	OPPONENT	P/S	RUSHING				RECEIVING				W/L	SCORE
			ATT.	YDS.	LG	TD	NO.	YDS.	LG	TD		
9/7	PATRIOTS	Not on Roster										
9/14	at Bills	Not on Roster										
9/21	CHIEFS	1/0	2	15	10	0	1	21	21	0	L	15-34
9/28	at Raiders	1/0	5	35	15	0	1	25	25	0	W	38-14
10/12	PACKERS	Inactive										
10/19	at Bears	1/0	7	25	11	0	3	25	15	0	W	27-14
10/26	at Jaguars	1/0	4	18	15	0	2	12	13	0	W	27-13
11/2	CHARGERS	1/0	9	8	15	0	2	14	12	0	W	37-0
11/9	at Lions	1/0	5	14	15	0	0	0	0	0	L	16-20
11/13	BILLS	1/0	5	23	7	0	0	0	0	0	W	22-9
11/23	at Broncos	1/0	3	19	10	1	0	0	0	0	L	36-39
12/1	at Jets	1/0	1	5	5	0	1	3	25	0	W	16-13
12/7	RAVENS	1/0	0	0	0	0	0	0	0	0	L	13-28
12/14	at Patriots	1/0	2	5	5	0	12	20	25	0	L	13-41
12/21	VIKINGS	Inactive										
12/28	JETS	1/0	1	1	1	1	1	1	1	0	L	24-37
2014 TOTALS			12/0	44	168	15	2	13	121	25	0	6-6

DANIEL THOMAS' NFL REGULAR SEASON STATISTICS

YEAR	TEAM	RUSHING							RECEIVING					
		GP	GS	ATT.	YDS.	AVG.	LG	TD	NO.	YDS.	AVG.	LG	TD	
2011	Miami	13	2	165	581	3.5	28	0	12	72	6.0	12	1	
2012	Miami	12	0	91	325	3.6	20	4	15	156	10.4	32	0	
2013	Miami	15	1	109	406	3.7	55	4	15	63	4.2	16	2	
2014	Miami	12	0	44	168	3.8	15	2	13	121	9.3	25	0	
NFL TOTALS		52	3	409	1,480	3.6	55	10	55	412	7.5	32	3	



Jordan
TRIPP

LB | 57

HT: 6-3
WT: 240
BORN: 4/30/91
DRAFT: D5B, 171
COLLEGE: MONTANA '14




PRO CAREER

2014 - Played in 13 games, mainly on special teams...Was inactive vs. New England...Inactive at Buffalo...Inactive vs. Kansas City...Made his NFL debut at Oakland (London)...Saw action vs. Green Bay...Saw action in 27-14 win at Chicago...Saw action in 27-13 win at Jacksonville...Played in 37-0 shutout win vs. San Diego...Saw action at Detroit...Saw action in 22-9 win vs. Buffalo...Saw action at Denver...Saw action at New York Jets...Played vs. Baltimore...Played at New England...Played vs. Minnesota...Played vs. New York Jets.

2014 GAME-BY-GAME STATISTICS

DATE	OPPONENT	P/S	TCK	SOLO	AST	SK	YDS	INT	YDS	PD	FF	FR
9/7	PATRIOTS	Inactive	-	-	-	-	-	-	-	-	-	-
9/14	at Bills	Inactive	-	-	-	-	-	-	-	-	-	-
9/21	CHIEFS	Inactive	-	-	-	-	-	-	-	-	-	-
9/28	at Raiders	1/0	0	0	0	0.0	0.0	0	0	0	0	0
10/12	PACKERS	1/0	0	0	0	0.0	0.0	0	0	0	0	0
10/19	at Bears	1/0	0	0	0	0.0	0.0	0	0	0	0	0
10/26	at Jaguars	1/0	0	0	0	0.0	0.0	0	0	0	0	0
11/2	CHARGERS	1/0	0	0	0	0.0	0.0	0	0	0	0	0
11/9	at Lions	1/0	0	0	0	0.0	0.0	0	0	0	0	0
11/13	BILLS	1/0	0	0	0	0.0	0.0	0	0	0	0	0
11/23	at Broncos	1/0	0	0	0	0.0	0.0	0	0	0	0	0
12/1	at Jets	1/0	0	0	0	0.0	0.0	0	0	0	0	0
12/7	RAVENS	1/0	0	0	0	0.0	0.0	0	0	0	0	0
12/14	at Patriots	1/0	0	0	0	0.0	0.0	0	0	0	0	0
12/21	VIKINGS	1/0	0	0	0	0.0	0.0	0	0	0	0	0
12/28	JETS	1/0	0	0	0	0.0	0.0	0	0	0	0	0
2014 TOTAL		13/0	0	0	0	0.0	0	0	0	0	0	0



Jason TRUSNIK

LB | 93

HT: 6-4
WT: 252
BORN: 6/6/84
ACQUIRED: UFA, 2011 (CLEV.)
COLLEGE: OHIO NORTHERN '07
NFL: EIGHTH SEASON
DOLPHINS: FOURTH SEASON



PRO CAREER

2014 - Played in every game and started five...Registered 39 tackles, one fumble recovery and his first career interception which came at New England...Played vs. New England recording three tackles and one special teams stop...Tied a career high with 10 tackles (five solo) at Buffalo...Finished second on the team with nine tackles (seven solo) vs. Kansas City, also recovered the third fumble of his career...Registered five tackles (four solo) at Oakland (London)...Saw action vs. Green Bay...Played at Chicago...Started at Jacksonville...Played vs. San Diego...Saw action at Detroit...Played in 22-9 win vs. Buffalo...Recorded three special teams tackles at Denver...Had one special teams stop at New York Jets...Played vs. Baltimore...Recorded his first career interception in the first quarter against Patriots QB Tom Brady...Registered one tackle vs. Minnesota...Recorded two solo tackles vs. New York Jets.

2014 GAME-BY-GAME STATISTICS

DATE	OPPONENT	P/S	TCK	SOLO	AST	SK	YDS	INT	YDS	PD	FF	FR
9/7	PATRIOTS	1/0	3	3	0	0.0	0.0	0	0	0	0	0
9/14	at Bills	1/1	10	5	5	0.0	0.0	0	0	0	0	0
9/21	CHIEFS	1/1	9	7	2	0.0	0.0	0	0	0	0	1
9/28	at Raiders	1/1	5	4	1	0.0	0.0	0	0	0	0	0
10/12	PACKERS	1/0	0	0	0	0.0	0.0	0	0	0	0	0
10/19	at Bears	1/0	0	0	0	0.0	0.0	0	0	0	0	0
10/26	at Jaguars	1/1	1	0	1	0.0	0.0	0	0	0	0	0
11/2	CHARGERS	1/0	0	0	0	0.0	0.0	0	0	0	0	0
11/9	at Lions	1/0	1	0	1	0.0	0.0	0	0	0	0	0
11/13	BILLS	1/0	0	0	0	0.0	0.0	0	0	0	0	0
11/23	at Broncos	1/0	0	0	0	0.0	0.0	0	0	0	0	0
12/1	at Jets	1/0	0	0	0	0.0	0.0	0	0	0	0	0
12/7	RAVENS	1/0	0	0	0	0.0	0.0	0	0	0	0	0
12/14	at Patriots	1/1	7	4	3	0.0	0.0	1	0	2	0	0
12/21	VIKINGS	1/0	1	0	1	0.0	0.0	0	0	0	0	0
12/28	JETS	1/0	2	2	0	0.0	0.0	0	0	0	0	0
2014 TOTAL		16/5	39	25	14	0.0	0	1	0	2	0	1

JASON TRUSNIK'S NFL REGULAR SEASON STATISTICS

YEAR	TEAM	TACKLES							INTERCEPTIONS					FUMBLES		
		GP	GS	TOT	SOLO	ASST	SK	YDS	NO	YDS	LG	TD	PD	FF	FR	YDS
2007	N.Y. Jets	6	0	0	0	0	0.0	0.0	0	0	0	0	0	0	0	0
2008	N.Y. Jets	7	0	5	2	3	0.0	0.0	0	0	0	0	0	0	1	0
2009	N.Y. Jets	4	0	0	0	0	0.0	0.0	0	0	0	0	0	0	0	0
	Cleveland	12	10	54	43	11	2.5	13.0	0	0	0	0	1	0	0	0
2010	Cleveland	16	5	15	13	2	1.0	6.0	0	0	0	0	1	0	0	0
2011	Miami	16	0	4	2	2	0.0	0.0	0	0	0	0	0	0	0	0
2012	Miami	16	2	13	7	6	0.0	0.0	0	0	0	0	0	0	0	0
2013	Miami	16	2	17	12	5	0.0	0.0	0	0	0	0	0	0	0	0
2014	Miami	16	5	39	25	14	0	0	0	0	0	0	2	1	2	0
NFL TOTALS		109	24	146	104	42	3.5	19	0	0	0	0	2	1	2	0
MIAMI TOTALS		64	9	73	46	27	0	0	0	0	0	0	2	1	2	0

Special Teams Tackles: (N.Y. Jets) 8 in 2007; 11 in 2008; 8 (6 with N.Y. Jets and 2 with Cleveland) in 2009; 9 in 2010; (Miami) 14 in 2011; 12 in 2012; 8 in 2013; 6 in 2014 for total of 76.



Billy
TURNER

G | 77

HT: 6-5
WT: 313
BORN: 10/17/91
DRAFT: D3, 67
COLLEGE: NORTH DAKOTA STATE '14



PRO CAREER

2014 - Saw action in the last two games of the season, vs. Minnesota and vs. New York Jets...Was inactive vs. New England (9/7)...Inactive at Buffalo (9/14)...Inactive vs. Kansas City (9/22)...Was inactive at Oakland (London) (9/28)...Inactive vs. Green Bay (10/12)...Inactive at Chicago (10/19)...Inactive at Jacksonville (10/26)...Inactive vs. San Diego (11/3)...Was inactive at Detroit (11/9)...Was inactive vs. Buffalo (11/13)...Was inactive at Denver (11/24)...Was inactive at New York Jets (12/1)...Was inactive vs. Baltimore (12/7)...Was inactive at New England (12/14)...Saw his first action of the season vs. Minnesota (12/21)...Played vs. New York Jets (12/29).

GAMES/STARTS: 2014: 2/0



Olivier VERNON

DE | 50

HT: 6-2
WT: 268
BORN: 10/7/90
ACQUIRED: D3A, 2012
COLLEGE: MIAMI (FLA.) '13
NFL: THIRD SEASON
DOLPHINS: THIRD SEASON



PRO CAREER


2014 - Started every game, recording 47 tackles, six and a half sacks, two forced fumbles and a blocked field goal at Jacksonville...Started vs. New England, totaling three tackles, one sack for a loss of seven yards, one tackle for loss and two quarterback hits...Started at Buffalo and recorded six tackles (three solo), one tackle for loss and one quarterback hit...Recorded his second sack of the season vs. Kansas City...Started at Oakland (London) and had one quarterback hit...Recorded his third sack of the season in the second quarter of Green Bay Packers QB Aaron Rodgers for a nine yard loss, he later split a sack with DE Cameron Wake to bring his total to 3.5 on the season...Started in 27-14 win at Chicago and helped limit the Bears to 52 yards rushing on the day...Blocked a 48-yard field goal attempt on Jacksonville's opening possession, recorded one special teams tackle, had four total tackles (two solo), one for a loss, one quarterback hit, and forced Jacksonville QB Blake Bortles into a bad throw on S Louis Delmas' 81-yard interception return for a touchdown with his pressure...He also had a sack that was taken off the board due to a defensive penalty in win against the Jaguars...Recorded a sack and forced a fumble in the third quarter in 37-0 shutout win vs. San Diego, it was Vernon's third career forced fumble and second this season, with the other occurring vs. Green Bay...Recorded three tackles and one quarterback hit at Detroit...Forced an intentional grounding vs. Buffalo in the end zone by Bills QB Kyle Orton for a safety in the third quarter and then added a sack in the fourth quarter of the 22-9 win...Recorded five solo tackles at Denver...Tied a season-high with seven tackles (four solo) in 16-13 win at New York Jets...Recorded a sack for a loss of five yards in the third quarter vs. Baltimore...Recorded two tackles at New England...Started vs. Minnesota...Recorded two tackles vs. New York Jets.

2014 GAME-BY-GAME STATISTICS

DATE	OPPONENT	P/S	TCK	SOLO	AST	SK	YDS	INT	YDS	PD	FF	FR
9/7	PATRIOTS	1/1	3	3	0	1.0	7.0	0	0	0	0	0
9/14	at Bills	1/1	6	3	3	0.0	0.0	0	0	0	0	0
9/21	CHIEFS	1/1	3	2	1	1.0	3.0	0	0	0	0	0
9/28	at Raiders	1/1	1	1	0	0.0	0.0	0	0	0	0	0
10/12	PACKERS	1/1	7	5	2	1.5	9.5	0	0	0	1	0
10/19	at Bears	1/1	0	0	0	0.0	0.0	0	0	0	0	0
10/26	at Jaguars	1/1	4	2	2	0.0	0.0	0	0	0	0	0
11/2	CHARGERS	1/1	1	1	0	1.0	0.0	0	0	0	1	0
11/9	at Lions	1/1	3	2	1	0.0	0.0	0	0	0	0	0
11/13	BILLS	1/1	1	0	1	1.0	6.0	0	0	0	0	0
11/23	at Broncos	1/1	5	5	0	0.0	0.0	0	0	0	0	0
12/1	at Jets	1/1	7	4	3	0.0	0.0	0	0	0	0	0
12/7	RAVENS	1/1	2	2	0	1.0	5.0	0	0	0	0	0
12/14	at Patriots	1/1	2	1	1	0.0	0.0	0	0	0	0	0
12/21	VIKINGS	1/1	0	0	0	0.0	0.0	0	0	0	0	0
12/28	JETS	1/1	2	1	1	0.0	0.0	0	0	0	0	0
2014 TOTAL		16/16	47	32	15	6.5	30.5	0	0	0	2	0

OLIVIER VERNON'S NFL REGULAR SEASON STATISTICS

YEAR TEAM		GP GS		TACKLES					INTERCEPTIONS					FUMBLES		
				TOT	SOLO	ASST	SK	YDS	NO	YDS	LG	TD	PD	FF	FR	YDS
2012	Miami	16	0	22	17	5	3.5	21	0	0	–	0	0	1	0	0
2013	Miami	16	14	57	46	11	11.5	65	0	0	–	0	0	2	0	0
2014	Miami	16	16	47	32	15	6.5	30.5	0	0	0	0	0	2	0	0
NFL TOTALS		48	30	127	95	32	21.5	116.5	0	0	0	0	0	5	0	0



Cameron WAKE

DE | 91

HT: 6-3
WT: 262
BORN: 1/30/82
ACQUIRED: FA, 2009
COLLEGE: PENN STATE '05
NFL: SIXTH SEASON
DOLPHINS: SIXTH SEASON



PRO CAREER


2014 - Elected to his fourth Pro Bowl after tallying double digit sacks (11.5), 36 tackles, three passes defended and three forced fumbles...Won **NFL Defensive Player of the Week** for his efforts vs. New England...It is the second time he won the award (Week 9 vs. Cincinnati in 2013)...Named to **CBS Sports.com Midseason All-Pro Team** by Pete Prisco...Started vs. New England and recorded two sacks and two forced fumbles for the first time in his career...Won **NFL Defensive Player of the Week** for his efforts vs. New England...It is the second time he won the award (Week 9 vs. Cincinnati in 2013)...The last time a Dolphins player won the award for a performance in a season opener was linebacker Zach Thomas in 2001 (at Tennessee)...Started at Buffalo...Recorded two solo tackles vs. Kansas City...Recorded one solo tackle and a quarterback hit at Oakland (London)...Recorded his third sack of the season when he took down Green Bay Packers QB Aaron Rodgers for a loss of six yards in the first quarter...He later split a sack with DE Olivier Vernon to bring his season total to 3.5...Recorded a sack of Bears QB Jay Cutler in the fourth quarter of Miami's 27-14 win at Chicago...On the play, he forced a fumble and recovered it, giving him 12 career forced fumbles and the second fumble recovery of his career...Recorded a sack for a loss of three yards in the second quarter at Jacksonville, the sack moved him past Trace Armstrong for sixth-most sacks in franchise history...Named to **CBS Sports.com Midseason All-Pro Team** by Pete Prisco...His third quarter sack vs. San Diego gave him a sack in each of the past four games, that is the second longest streak of games with at least one sack in his career...Wake's 2.0 sacks at Detroit moved him past Jeff Cross for fifth-most sacks in franchise history and improved his career total to 60 moving him past Bill Stanfill for most sacks by a player through their first six seasons with the team...He registered a sack in five straight games, matching his longest streak of games with at least one sack in his career...Registered one tackle in 22-9 win vs. Buffalo...Made three solo stops at Denver...Recorded his 9.5 sack of the season in the third quarter at New York Jets...Played vs. Baltimore...Played at New England...Recorded a sack in the second quarter vs. Minnesota for a loss of five yards and another in the fourth quarter for a loss of four yards, he now has 11.5 sack on the season and it's the third time in his career he has recorded double digit sacks in a season (14.0 in 2010 and 15.0 in 2012)...Recorded three tackles vs. New York Jets.

2014 GAME-BY-GAME STATISTICS

DATE	OPPONENT	P/S	TCK	SOLO	AST	SK	YDS	INT	YDS	PD	FF	FR
9/7	PATRIOTS	1/1	3	3	0	2.0	7.0	0	0	0	2	0
9/14	at Bills	1/1	1	0	1	0.0	0.0	0	0	0	0	0
9/21	CHIEFS	1/1	2	2	0	0.0	0.0	0	0	0	0	0
9/28	at Raiders	1/1	1	1	0	0.0	0.0	0	0	0	0	0
10/12	PACKERS	1/1	3	2	1	1.5	6.5	0	0	0	0	0
10/19	at Bears	1/1	1	1	0	1.0	8.0	0	0	1	1	1
10/26	at Jaguars	1/1	5	5	0	1.0	3.0	0	0	0	0	0
11/2	CHARGERS	1/1	2	2	0	1.0	9.0	0	0	0	0	0
11/9	at Lions	1/1	2	2	0	2.0	9.0	0	0	0	0	0
11/13	BILLS	1/1	2	1	1	0.0	0.0	0	0	0	0	0
11/23	at Broncos	1/1	3	3	0	0.0	0.0	0	0	0	0	0
12/1	at Jets	1/1	3	2	1	1.0	8.0	0	0	0	0	0
12/7	RAVENS	1/1	0	0	0	0.0	0.0	0	0	1	0	0
12/14	at Patriots	1/1	1	1	0	0.0	0.0	0	0	0	0	0
12/21	VIKINGS	1/1	4	4	0	2.0	9.0	0	0	0	0	0
12/28	JETS	1/1	3	2	1	0.0	0.0	0	0	1	0	0
2014 TOTAL		16/16	36	31	5	11.5	59.5	0	0	3	3	1

CAMERON WAKE'S NFL REGULAR SEASON STATISTICS

YEAR	TEAM	TACKLES							INTERCEPTIONS					FUMBLES		
		GP	GS	TOT	SOLO	ASST	SK	YDS	NO	YDS	LG	TD	PD	FF	FR	YDS
2009	Miami	14	1	11	10	1	5.5	28.5	0	0	-	0	1	1	0	0
2010	Miami	16	16	57	48	9	14.0	89.5	0	0	-	0	4	3	0	0
2011	Miami	16	14	42	37	5	8.5	47.5	0	0	-	0	3	0	0	0
2012	Miami	16	16	53	38	15	15.0	92.0	0	0	-	0	1	3	0	0
2013	Miami	15	15	37	29	8	8.5	56.0	0	0	-	0	0	2	1	0
2014	Miami	16	16	36	31	5	11.5	59.5	0	0	0	0	3	3	1	0
NFL TOTALS		93	78	236	193	43	63	373	0	0	0	0	11	12	2	0



Mike WALLACE

WR | 11

HT: 6-0
WT: 200
BORN: 8/1/86
ACQUIRED: UFA, 2013 (PITT.)
COLLEGE: MISSISSIPPI '09
NFL: SIXTH SEASON
DOLPHINS: SECOND SEASON



PRO CAREER

2014 - Started every game, hauling in 67 passes and tying a career high with 10 touchdowns...Started vs. New England and caught seven passes for 81 yards and one touchdown, which tied the game at 20 in the third quarter...Surpassed 5,000 career receiving yards in the effort...Recorded a touchdown reception at Buffalo...He's achieved that feat four times in his career, this being the first time with the Dolphins...He finished the game with five receptions for 56 yards...Led all Miami receivers with five receptions for 74 yard vs. Kansas City...Caught the 40th touchdown pass of his career in the second quarter at Oakland (London), he finished the game with three receptions for 35 yards...His three touchdown receptions through the first four games are tied for the most in that span in his career, the last time he did it was in 2012 as a Pittsburgh Steeler...Caught his fifth touchdown pass in his last six games vs. Green Bay, making him the first Dolphin since RB Ricky Williams accomplished the feat in 2005 (Weeks 12-17)...Caught a 10-yard touchdown pass in 27-14 win at Chicago, marking his sixth touchdown reception in the past seven games, dating back to week 17 of 2013...He is the first Dolphin to record a touchdown reception in a six out of seven game stretch since WR Mark Clayton did it in 1984 (Weeks 7-13)...Had a season-long catch of 50 yards at Jacksonville...His three-yard touchdown reception at Detroit improved his career total to 43, most among AFC wide receivers since he entered the NFL in 2009...Caught four passes for 38 yards in 22-9 win vs. Buffalo...Recorded a 10-yard touchdown reception in the second quarter at Denver, it was his seventh touchdown reception of the season and improved his career total to 44, most among AFC wide receivers since he entered the NFL in 2009 going into the day's games...Caught six passes for 69 yards in 16-13 win at New York Jets...Caught three passes for 39 yards vs. Baltimore...Recorded a 32-yard touchdown reception in the second quarter at New England, it was his eighth touchdown reception of the season, tied for his second-most in a season (2011 and 2012)...His eight touchdown receptions this season are the most by a Dolphins receiver since Chris Chambers had 11 touchdown receptions in 2005...Recorded a 16-yard touchdown reception in the third quarter and later recorded a 7-yard touchdown in the fourth quarter, improving his season total to 10 touchdown receptions. His 10 touchdown receptions tie his most in a season (10 in 2010 as a member of the Pittsburgh Steelers)...His 10 touchdown receptions this season are the most by a Dolphins receiver since Chris Chambers had 11 touchdown receptions in 2005...Played vs. New York Jets.

2014 GAME-BY-GAME STATISTICS

DATE	OPPONENT	P/S	NO.	RECEIVING			RUSHING				W/L	SCORE
				YDS.	LG	TD	ATT.	YDS.	LG	TD		
9/7	PATRIOTS	1/1	7	81	22	1	0	0	0	0	W	33-20
9/14	at Bills	1/1	5	56	11	1	1	0	0	0	L	10-29
9/21	CHIEFS	1/1	5	74	14	0	1	12	12	0	L	15-34
9/28	at Raiders	1/1	3	35	16	1	1	0	0	0	W	38-14
10/12	PACKERS	1/1	5	67	25	1	0	0	0	0	L	24-27
10/19	at Bears	1/1	5	46	12	1	1	4	0	0	W	27-14
10/26	at Jaguars	1/1	2	59	50	0	0	0	0	0	W	27-13
11/2	CHARGERS	1/1	3	50	38	0	0	0	0	0	W	37-0
11/9	at Lions	1/1	5	51	20	1	0	0	0	0	L	16-20
11/13	BILLS	1/1	4	38	17	0	0	0	0	0	W	22-9
11/23	at Broncos	1/1	4	35	11	1	0	0	0	0	L	36-39
12/1	at Jets	1/1	6	69	25	0	0	0	0	0	W	16-13
12/7	RAVENS	1/1	3	39	17	0	0	0	0	0	L	13-28
12/14	at Patriots	1/1	5	104	50	1	1	0	0	0	L	13-41
12/21	VIKINGS	1/1	5	58	16	2	0	0	0	0	W	37-35
12/28	JETS	1/1	0	0	0	0	0	0	0	0	L	37-24
2014 TOTALS		16/16	67	862	12.9	50	10	4	16	12	8-8	

MIKE WALLACE'S NFL REGULAR SEASON STATISTICS

		RECEIVING							RUSHING				
YEAR	TEAM	GP	GS	NO.	YDS.	AVG.	LG	TD	ATT.	YDS.	AVG.	LG	TD
2009	Pittsburgh	16	4	39	756	19.4	60t	6	5	48	9.6	21	0
2010	Pittsburgh	16	16	60	1,257	21.0	56t	10	5	39	7.8	19	0
2011	Pittsburgh	16	14	72	1,193	16.6	95t	8	5	57	11.4	21	0
2012	Pittsburgh	15	14	64	836	13.1	82t	8	5	7	1.4	13	0
2013	Miami	16	16	73	930	12.7	57	5	3	33	11.0	13	0
2014	Miami	16	16	67	862	12.9	50	10	4	16	4	12	0
NFL TOTALS		95	80	375	5,834	15.6	57	47	27	200	7.4	21	0



Phillip WHEELER

LB | 52

HT: 6-2
WT: 245
BORN: 12/12/84
ACQUIRED: UFA, 2013 (OAK.)
COLLEGE: GEORGIA TECH '08
NFL: SEVENTH SEASON
DOLPHINS: SECOND SEASON



PRO CAREER

2014 - Played in 15 games with five starts, and registered 45 tackles...Was inactive vs. New England (9/7)...Played at Buffalo, finished the game with three tackles (one solo)...Started vs. Kansas City and registered six solo tackles...Tied for the team lead with five solo tackles at Oakland (London)...Played vs. Green Bay...Recorded one solo tackle at Chicago...Registered a solo tackle in 27-13 win at Jacksonville...Started in 37-0 shutout win vs. San Diego, recorded two tackles...Recorded one solo tackle at Detroit...Recorded two solo tackles in 22-9 win vs. Buffalo...Made one solo stop at Denver...Recorded five tackles in 16-13 win at New York Jets...Had a season high seven tackles vs. Baltimore...Recorded one solo tackle vs. Minnesota...Had one tackle vs. New York Jets.

2014 GAME-BY-GAME STATISTICS

DATE	OPPONENT	P/S	TCK	SOLO	AST	SK	YDS	INT	YDS	PD	FF	FR
9/7	PATRIOTS	Inactive	0	0	0	0.0	0	0	0	0	0	0
9/14	at Bills	1/0	3	1	0	0.0	0	0	0	0	0	0
9/21	CHIEFS	1/1	6	6	0	0.0	0	0	0	0	0	0
9/28	at Raiders	1/1	5	5	0	0.0	0	0	0	0	0	0
10/12	PACKERS	1/1	1	1	0	0.0	0.0	0	0	0	0	0
10/19	at Bears	1/0	1	1	0	0.0	0.0	0	0	0	0	0
10/26	at Jaguars	1/0	1	1	0	0.0	0.0	0	0	0	0	0
11/2	CHARGERS	1/1	2	1	1	0.0	0.0	0	0	0	0	0
11/9	at Lions	1/0	1	1	0	0.0	0.0	0	0	0	0	0
11/13	BILLS	1/0	2	2	0	0.0	0.0	0	0	0	0	0
11/23	at Broncos	1/0	1	1	0	0.0	0.0	0	0	0	0	0
12/1	at Jets	1/0	5	3	2	0.0	0.0	0	0	0	0	0
12/7	RAVENS	1/0	7	6	1	0.0	0.0	0	0	0	0	0
12/14	at Patriots	1/1	8	4	4	0.0	0.0	0	0	0	0	0
12/21	VIKINGS	1/0	1	1	0	0.0	0.0	0	0	0	0	0
12/28	JETS	1/0	1	0	1	0.0	0.0	0	0	0	0	0
2014 TOTAL		15/5	45	34	9	0.0	0	0	0	0	0	0

PHILIP WHEELER'S NFL REGULAR SEASON STATISTICS

YEAR	TEAM	GP	GS	TACKLES				YDS	INTERCEPTIONS					FUMBLES		
				TOT	SOLO	ASST	SK		NO	YDS	LG	TD	PD	FF	FR	YDS
2008	Indianapolis	16	0	2	2	0	0.0	0.0	0	0	-	0	0	0	0	0
2009	Indianapolis	16	7	52	36	16	1.0	0.0	0	0	-	0	1	1	0	0
2010	Indianapolis	16	6	48	31	17	0.0	0.0	0	0	-	0	1	0	0	0
2011	Indianapolis	13	11	80	44	36	1.0	6.0	0	0	-	0	0	1	0	0
2012	Oakland	16	16	110	78	32	3.0	30.0	0	0	-	0	6	2	1	0
2013	Miami	16	16	118	83	35	0.5	2.5	0	0	-	0	7	0	1	0
2014	Miami	15	5	45	34	9	0	0	0	0	0	0	0	0	0	0
NFL TOTALS		108	61	455	308	145	5.5	44.5	0	0	0	0	15	4	2	0



Damien WILLIAMS

RB | 34

HT: 5-11
WT: 221
BORN: 4/3/92
ACQUIRED: FA, 2014
COLLEGE: OKLAHOMA '14
NFL: ROOKIE
DOLPHINS: ROOKIE



PRO CAREER

2014 - Played in every game, rushing 36 times for 122 yards and bringing in 21 receptions for 187 yards and one touchdown...Made his NFL and Dolphins debut vs. New England, returning a kick for 19 yards...Made his first career carry at Buffalo for five yards, he finished the game with five carries for 19 yards...Returned a kick for 25 yards vs. Kansas City...Had six carries for 23 yards at Oakland (London)...Played vs. Green Bay...Recorded his first career reception in 27-14 win at Chicago, a seven yard pass from QB Ryan Tannehill...Played at Jacksonville...Recorded a then career-long 21-yard reception in the second quarter in 37-0 win vs. San Diego...Recorded a career-long 19-yard rush in the fourth quarter at Detroit...Had a 32-yard reception in the first quarter of 22-9 win vs. Buffalo, the longest reception of his career...Forced a fumble at Denver on a Broncos punt return in the third quarter, it was recovered by LS John Denney, and led to a WR Jarvis Landry touchdown reception...Saw action at New York Jets...Played vs. Baltimore...Played at New England...Williams recorded his first career touchdown on a 3-yard receptions in the fourth quarter, tying the game at 35...Played vs. New York Jets.

2014 GAME-BY-GAME STATISTICS

DATE	OPPONENT	P/S	RUSHING				RECEIVING				W/L	SCORE
			ATT.	YDS.	LG	TD	NO.	YDS.	LG	TD		
9/7	PATRIOTS	1/0	0	0	0	0	0	0	0	0	W	33-20
9/14	at Bills	1/0	5	19	7	0	0	0	0	0	L	10-29
9/21	CHIEFS	1/0	1	-3	0	0	0	0	0	0	L	15-34
9/28	at Raiders	1/0	6	23	12	0	0	0	0	0	W	38-14
10/12	PACKERS	1/0	0	0	0	0	0	0	0	0	L	24-27
10/19	at Bears	1/0	1	-1	-1	0	2	12	7	0	W	27-14
10/26	at Jaguars	1/0	0	0	0	0	0	0	0	0	W	27-13
11/2	CHARGERS	1/0	11	28	9	0	2	23	21	0	W	37-0
11/9	at Lions	1/0	7	34	19	0	3	27	11	0	L	16-20
11/13	BILLS	1/0	0	0	0	0	2	38	32	0	W	22-9
11/23	at Broncos	1/0	0	0	0	0	1	-1	-1	0	L	36-39
12/1	at Jets	1/0	0	0	0	0	0	0	0	0	W	16-13
12/7	RAVENS	1/0	2	4	4	0	1	7	7	0	L	13-28
12/14	at Patriots	1/0	0	0	0	0	2	9	5	0	L	13-41
12/21	VIKINGS	1/0	3	18	5	0	6	50	20	1	W	37-35
12/28	JETS	1/0	0	0	0	0	2	22	11	0	L	24-37
2014 TOTALS		16/0	36	122	19	0	21	187	32	1	8-8	

2014 GAME-BY-GAME STATISTICS

DATE	OPPONENT	KICKOFF RETURNS					PUNT RETURNS					
		NO.	YDS	AVG	LG	TD	NO.	FC	YDS	AVG	LG	TD
9/7	PATRIOTS	1	19	19.0	19	0	0	0	0	0	0	0
9/14	BILLS	-	-	-	-	-	-	-	-	-	-	-
9/21	at Chiefs	1	25	25.0	25	0	0	0	0	0	0	0
9/28	at Raiders	1	26	26.0	26	0	0	0	0	0	0	0
10/12	PACKERS	0	0	0.0	0	0	0	0	0	0	0	0
10/19	at Bears	0	0	0.0	0	0	0	0	0	0	0	0
10/26	at Jaguars	0	0	0.0	0	0	0	0	0	0	0	0
11/2	CHARGERS	0	0	0.0	0	0	0	0	0	0	0	0
11/9	at Lions	0	0	0.0	0	0	0	0	0	0	0	0
11/13	BILLS	0	0	0.0	0	0	0	0	0	0	0	0
11/23	at Broncos	1	20	20.0	20	0	0	0	0	0	0	0
12/1	at Jets	1	12	12.0	12	0	0	0	0	0	0	0
12/7	RAVENS	0	0	0	0	0	0	0	0	0	0	0
12/14	at Patriots	0	0	0	0	0	0	0	0	0	0	0
12/21	VIKINGS	0	0	0	0	0	0	0	0	0	0	0
12/28	JETS	0	0	0	0	0	0	0	0	0	0	0
2014 TOTALS		5	102	22.5	26	0	0	0	0	0	0	0



Jimmy WILSON

S | 27

HT: 5-11
WT: 205
BORN: 7/30/86
ACQUIRED: D7B, 2011
COLLEGE: MONTANA '11
NFL: FOURTH SEASON
DOLPHINS: FOURTH SEASON



PRO CAREER

2014 - Played in 14 games with nine starts, making 57 stops, one interception and two passes defended...Started vs. New England and led the team with seven tackles (four solo)...Started at Buffalo, registered six tackles (five solo)...Started vs. Kansas City and recorded seven tackles (six solo)...Picked off his first pass of the 2014 season at Oakland (London) and finished the game with three tackles (two solo)...Played vs. Green Bay...Was inactive at Chicago...Inactive at Jacksonville...Recorded one solo tackle in 37-0 win vs. San Diego...Saw action at Detroit...Recorded two solo tackles in 22-9 win vs. Buffalo...Recorded four solo tackles at Denver...Registered two tackles at New York Jets...Played vs. Baltimore...Recorded seven tackles at New England...Recorded seven tackles vs. New York Jets.

2014 GAME-BY-GAME STATISTICS

DATE	OPPONENT	P/S	TCK	SOLO	AST	SK	YDS	INT	YDS	PD	FF	FR
9/7	PATRIOTS	1/1	7	4	3	0.0	0.0	0	0	0	0	0
9/14	at Bills	1/1	6	5	1	0.0	0.0	0	0	0	0	0
9/21	CHIEFS	1/1	7	6	1	0.0	0.0	0	0	0	0	0
9/28	at Raiders	1/1	3	2	1	0.0	0.0	1	31	1	0	0
10/12	PACKERS	1/0	3	2	1	0.0	0.0	0	0	0	0	0
10/19	at Bears	Inactive										
10/26	at Jaguars	Inactive										
11/2	CHARGERS	1/1	1	1	0	0.0	0.0	0	0	0	0	0
11/9	at Lions	1/1	0	0	0	0.0	0.0	0	0	0	0	0
11/13	BILLS	1/1	2	2	0	0.0	0.0	0	0	0	0	0
11/23	at Broncos	1/1	4	4	0	0.0	0.0	0	0	0	0	0
12/1	at Jets	1/1	2	1	1	0.0	0.0	0	0	0	0	0
12/7	RAVENS	1/1	2	1	1	0.0	0.0	0	0	0	0	0
12/14	at Patriots	1/1	7	4	3	0.0	0.0	0	0	0	0	0
12/21	VIKINGS	1/1	6	6	0	0.0	0.0	0	0	0	0	0
12/28	JETS	1/1	7	7	0	0.0	0.0	0	0	1	0	0
2014 TOTAL		14/9	57	46	11	0.0	0	1	31	2	0	0

JIMMY WILSON'S NFL REGULAR SEASON STATISTICS

		TACKLES							INTERCEPTIONS					FUMBLES		
YEAR	TEAM	GP	GS	TOT	SOLO	ASST	SK	YDS	NO	YDS	LG	TD	PD	FF	FR	YDS
2011	Miami	15	1	8	6	2	0.0	0.0	1	5	5	0	5	0	0	0
2012	Miami	15	4	35	30	5	2.0	14.0	0	0	—	0	4	1	0	0
2013	Miami	16	3	37	36	1	0.0	0.0	2	21	23	0	5	1	0	0
2014	Miami	14	9	57	46	11	0	0	1	31	0	0	2	0	0	0
NFL TOTALS		60	17	137	118	19	2	14	4	57	23	0	16	3	0	0

Special Teams Tackles: 8 in 2011, 5 in 2012, 2 in 2013 for total of 15.

Blocked Punts: 1 in 2011, 1 in 2012, 1 in 2013 for total of 3.

Special Teams Forced Fumble: 1 in 2011, 1 in 2012 for total of 2.



INJURED RESERVE PLAYERS

2014



Branden ALBERT

T | 71

HT: 6-5

WT: 310

BORN: 11/4/84

ACQUIRED: UFA, 2014 (K.C.)

COLLEGE: VIRGINIA '09


NFL: SEVENTH SEASON

DOLPHINS: FIRST SEASON



PRO CAREER

2014 - Made his first start for Miami in the Dolphins 33-20 victory vs. New England (9/7), and paved the way for 191 yards on the ground, the fifth-most in a season opener in franchise history...Started at Buffalo (9/14)...Started vs. Kansas City (9/21) and blocked for an offense that rushed 20 times for 141 yards (7.05 avg.), the ninth-highest in team history for a single game...Started at Oakland (London), helping the offense churn out 284 first half yards, the most by a Miami offense since Oct. 23, 2000 when the team gained 299 vs. the New York Jets...Started vs. Green Bay (10/12)...Started in 27-14 win at Chicago (10/19) and helped protect QB Ryan Tannehill en route to completing 25-of-32 passes for 277 yards and two touchdowns, good for a 123.6 passer rating, a new career high for Tannehill...Started in 27-13 victory at Jacksonville (10/26)...Named to **CBSSports.com MidSeason All-Pro Team** by Pete Prisco...Started in 37-0 shutout of San Diego (11/2) and helped the Dolphins offense amass a season-high 441 net yards, QB Ryan Tannehill set career-high with a 125.6 passer rating and tie a his career high of three touchdown passes, all while giving up no sacks on the day...Started vs. Detroit (11/9), leaving game in the second quarter with a knee injury, did not return to action...Placed on injured reserve (11/10).



Will
DAVIS

CB | 29

HT: 5-11
WT: 190
BORN: 5/8/90
ACQUIRED: D3B, 2013
COLLEGE: UTAH STATE '13
NFL: SECOND SEASON
DOLPHINS: SECOND SEASON



PRO CAREER

2014 - Played vs. New England and recorded four tackles (three solo) and one pass defended...Registered two tackles (two solo) at Buffalo...Played vs. Kansas City and recorded one tackle...Led the team in tackles and had a season high two passes defended at Oakland (London)...Played vs. Green Bay...Saw action at Chicago...Saw action at Jacksonville...Registered one special teams tackle in 37-0 shutout of San Diego...Recorded one special teams tackle at Detroit...Recorded one special teams tackle in 22-9 victory vs. Buffalo before leaving the game with an injury in the third quarter, he did not return...Placed on Injured Reserve (11/15).



Louis
DELMAS

S | 25

HT: 5-11
WT: 210
BORN: 4/12/87
ACQUIRED: FA, 2014
COLLEGE: WESTERN MICHIGAN '09
NFL: SIXTH SEASON
DOLPHINS: FIRST SEASON



PRO CAREER

2014 - Started vs. New England (9/7) and registered four tackles and one fumble recovery in his Dolphins debut...Played at Buffalo, registered five tackles (four solo)...Started vs. Kansas City and recorded three tackles (three solo)...Recorded three solo tackles at Oakland (London)...Registered six tackles (three solo) vs. Green Bay...Recorded his first sack of the season in the second quarter at Chicago with his takedown of Bears QB Jay Cutler for a loss of four yards, it was his sixth career sack...Recorded an interception and returned it 81 yards for a touchdown in the second quarter at Jacksonville, the second interception he has returned for a touchdown in his career...The 81-yard return was the eighth-longest interception return in franchise history...He also recovered a fumble in the win against Jacksonville...Named **AFC Defensive Player of the Week** for his performance in Week 8 against Jacksonville, it is the first AFC Defensive Player of the Week honor for Delmas...Recorded two tackles (one solo) in 37-0 shutout win against San Diego...Recorded six solo tackles and one pass defended at Detroit...Registered five solo tackles and one pass defended in 22-9 win vs. Buffalo...Set a new season high with nine tackles (eight solo) at Denver...Started at New York Jets, recorded nine total tackles, including six solo in the first half which tied his career high for tackles in the first half of a game in his career...Registered two solo tackles vs. Baltimore before leaving the game in the 4th quarter with an injury...Placed on Injured Reserve (12/8).



Dannell ELLERBE

LB | 59

HT: 6-1
WT: 245
BORN: 11/29/85
ACQUIRED: UFA, 2013 (BALT.)
COLLEGE: GEORGIA '08
NFL: SIXTH SEASON
DOLPHINS: SECOND SEASON



PRO CAREER

2014 - Placed on Injured Reserve (9/8)...Started vs. New England (9/7) and registered two tackles before leaving the game with a hip injury.



A.J. FRANCIS

DT | 96

HT: 6-0
WT: 330
BORN: 5/7/90
ACQUIRED: FA, 2013
COLLEGE: MARYLAND '13
NFL: FIRST SEASON
DOLPHINS: FIRST SEASON



PRO CAREER

2014 - Placed on Injured Reserve (8/26).



Nate GARNER


G | 75

HT: 6-7
WT: 320
BORN: 1/18/85
ACQUIRED: W, 2008 (NYJ)
COLLEGE: ARKANSAS '07
NFL: SEVENTH SEASON
DOLPHINS: SEVENTH SEASON



PRO CAREER

2014 - Placed on Reserve/Non-Football Injury list (12/23).



Mike GILLISLEE


RB | 23

HT: 5-11
WT: 216
BORN: 11/1/90
ACQUIRED: D5A, 2013
COLLEGE: FLORIDA '13
NFL: SECOND SEASON
DOLPHINS: SECOND SEASON



PRO CAREER

2014 - Placed on Injured Reserve (8/26).



Kamal JOHNSON


DT | 73

HT: 6-3
WT: 314
BORN: 12/9/91
ACQUIRED: FA, 2014
COLLEGE: TEMPLE '14
NFL: ROOKIE
DOLPHINS: ROOKIE



PRO CAREER

2014 - Placed on Injured Reserve (8/26).



Anthony JOHNSON


DT | 76

HT: 6-2
WT: 314
BORN: 1/24/93
ACQUIRED: FA, 2014
COLLEGE: LOUISIANA STATE '15
NFL: ROOKIE
DOLPHINS: ROOKIE



PRO CAREER

2014 - Saw action vs. New England, recovering a fumble in his NFL debut...Played at Buffalo...Played vs. Kansas City...Saw action at Oakland (London)...Saw action vs. Green Bay...Inactive at Chicago...Inactive at Jacksonville...Inactive vs. San Diego...Inactive at Detroit...Was inactive vs. Buffalo...Was inactive at Denver...Saw action in 16-13 win at New York Jets...Had one tackles vs. Baltimore.



Arthur
LYNCH


TE | 88

HT: 6-5
WT: 255
BORN: 6/17/90
DRAFT: D5A, 155
COLLEGE: GEORGIA '14



PRO CAREER

2014 - Placed on Injured Reserve (8/26).



Knowshon
MORENO


RB | 28

HT: 5-11
WT: 218
BORN: 7/16/87
ACQUIRED: UFA, 2014 (DEN.)
COLLEGE: GEORGIA '10
NFL: SIXTH SEASON
DOLPHINS: FIRST SEASON



PRO CAREER

2014 - Saw action vs. New England, recording the third-highest rushing total by a running back in their Miami debut, 134 yards on 24 carries and one touchdown...The 134 yards was also Moreno's third-highest rushing output in his career...Rushed once for four yards at Buffalo before leaving the game with an injury...Inactive vs. Kansas City...Inactive at Oakland (London)...Had six carries for 10 yards vs. Green Bay...Placed on Injured Reserve (10/14), with an ACL injury.



Sammy
SEAMSTER


CB | 37

HT: 6-0
WT: 205
BORN: 2/5/91
ACQUIRED: WAI., 2014 (BALT.)
COLLEGE: MIDDLE TENN. STATE '14
NFL: ROOKIE
DOLPHINS: ROOKIE



PRO CAREER

2014 - Saw action in his first NFL game vs. New England...Placed on Injured Reserve (9/15).



Jamar
TAYLOR


CB | 22

HT: 5-10
WT: 200
BORN: 9/29/90
ACQUIRED: D2, 2013
COLLEGE: BOISE STATE '13
NFL: SECOND SEASON
DOLPHINS: SECOND SEASON



PRO CAREER

2014 - Saw action vs. New England and registered three solo tackles...Played at Buffalo, recorded two tackles (two solo)...Saw action vs. Kansas City...Played at Oakland (London) and made two special teams tackles...Saw action vs. Green Bay...Registered one solo tackle at Chicago...Tied a then season-high with three solo tackles in 27-13 win at Jacksonville...Played in 37-0 win vs. San Diego...Recorded a season-high four solo tackles at Detroit...Taylor made his first career start at cornerback in Miami's 22-9 win vs. Buffalo where he finished with a team and career-high seven solo tackles...His previous high was four at Detroit last week...Started at Denver, recording six solo tackles before leaving the game with an injury...Was inactive at New York Jets...Was inactive vs. Baltimore...Was active but did not play at New England...Recorded three solo tackles vs. Minnesota...Placed on Injured Reserve (12/23).



Michael
THOMAS

S | 31

HT: 5-11
WT: 201
BORN: 3/17/90
ACQUIRED: FA, 2013
COLLEGE: STANFORD '12
NFL: FIRST SEASON
DOLPHINS: FIRST SEASON



PRO CAREER

2014 - Saw action on defense and special teams vs. New England, he registered two special teams tackles...Made his first career start at Buffalo and registered three tackles (two solo)...Made two special teams tackles vs. Kansas City...Recorded one solo tackle at Oakland (London) and two special teams tackles...Saw action vs. Green Bay...Started at Nickel Corner and recorded one solo tackle in 27-14 win at Chicago...Recovered a first quarter field goal that was blocked by DE Olivier Vernon and ran it back for 18 yards in 27-13 win at Jacksonville, he also added two tackles (one solo) and special teams stop...Recorded one solo tackle and two special teams stops in 37-0 shutout win vs. San Diego...Placed on injured reserve (11/3).