



MIAMI Dolphins

MEDIA INFORMATION
7500 SW 30TH Street, Davie, FL 33314
DOLPHINS.COM/MEDIA • @DolphinsMEDIA • 954.452.7010

FOR IMMEDIATE RELEASE

DAVIE, FLA



MIAMI DOLPHINS COMPLETE 2013 SEASON



Miami Dolphins Media Relations, (954) 452-7010

Twitter: @DolphinsMEDIA, @MiamiDolphins

Harvey Greene -	Sr. VP of Media Relations, GreeneH@dolphins.nfl.com
Gayle Baden -	Executive Assistant, BadenG@dolphins.nfl.com
Jason Jenkins -	VP of Communications, JJenkins@dolphins.com
Fitz Ollison -	Sr. Director of Communications, FOllison@dolphins.com
Simon Noel -	Staff Assistant, SNoel@dolphins.com
James Poling -	Staff Assistant, JPoling@dolphins.com

DOLPHINS 2014 OPPONENTS

Fourteen of Miami's 16 opponents for next year already were determined prior to the start of the 2013 season. In addition to home and away games against their three AFC East opponents (Buffalo, New England, New York Jets) next season, the Dolphins will face the four teams from the AFC West and the four clubs from the NFC North. The Dolphins' remaining two foes for next year – Baltimore (home) and Jacksonville (away) were based on their third-place finish in the AFC East.

The combined record of Miami's opponents next season is 103-103-2 and five of these teams qualified for the playoffs in 2013.

	W	L	T	PCT
TOTAL	103	103	2	.500

2014 Home Opponents

TEAM	W	L	T
Buffalo	6	10	
New York Jets	8	8	
New England*	12	4	
Kansas City*	11	5	
San Diego*	9	7	
Baltimore	8	8	
Green Bay*	8	7	1
Minnesota	5	10	1

	W	L	T
TOTAL	67	59	2

2014 Away Opponents

TEAM	W	L	T
Buffalo	6	10	
New York Jets	8	8	
New England*	12	4	
Denver*	13	3	
Oakland#	4	12	
Jacksonville	4	12	
Chicago	8	8	
Detroit	7	9	

	W	L	T
TOTAL	62	66	0

*Indicates Playoff Team

#Will be played in London, England on September 28, 2014

2013 MIAMI DOLPHINS SCHEDULE AND RESULTS

Preseason

Date	Opponent	Time (EST)	Score
Aug. 4	Dallas	8:00 p.m.	L, 20-24 ^
Aug. 9	at Jacksonville	7:30 p.m.	W, 27-3
Aug. 17	at Houston	8:00 p.m.	L, 17-24
Aug. 24	vs. Tampa Bay	7:30 p.m.	L, 16-17
Aug. 29	vs. New Orleans	7:30 p.m.	W, 24-21

^ NFL/Hall of Fame Game in Canton, Ohio

Regular Season

Date	Opponent	Time (EST)	Score
Sept. 8	at Cleveland	1:00 p.m.	W, 23-10
Sept. 15	at Indianapolis	1:00 p.m.	W, 24-20
Sept. 22	vs. Atlanta	4:05 p.m.	W, 27-23
Sept. 30	at New Orleans	8:40 p.m.	L, 17-38
Oct. 6	vs. Baltimore	1:00 p.m.	L, 23-26
Oct. 13	BYE WEEK		
Oct. 20	vs. Buffalo	1:00 p.m.	L, 21-23
Oct. 27	at New England	1:00 p.m.	L, 17-27
Oct. 31	vs. Cincinnati	8:25 p.m.	W, 22-20
Nov. 11	at Tampa Bay	8:40 p.m.	L, 19-22
Nov. 17	vs. San Diego	4:05 p.m.	W, 20-16
Nov. 24	vs. Carolina	1:00 p.m.	L, 16-20
Dec. 1	at N.Y. Jets	1:00 p.m.	W, 23-3
Dec. 8	at Pittsburgh	1:00 p.m.	W, 34-28
Dec. 15	vs. New England	1:00 p.m.	W, 24-20
Dec. 22	at Buffalo	1:00 p.m.	L, 0-19
Dec. 29	vs. NY Jets	1:00 p.m.	L, 7-20

2013 AFC EAST FINAL STANDINGS

Team	W	L	PCT	PF	PA
New England	12	4	.750	444	338
NY Jets	8	8	.500	290	387
Miami	8	8	.500	317	335
Buffalo	6	10	.375	339	388

MIAMI DOLPHINS INTERACTIVE MEDIA GUIDE

This season the Miami Dolphins have created an interactive media guide that will provide users with a wealth of information including updated bios, weekly releases, statistics, rosters and other unique information about the organization in an efficient downloadable format. To update the contents of this Interactive Media Guide, plug this flash drive into any available USB port on your computer with a high speed Internet connection. You can also view the interactive media guide online at <http://dolphins.studiotigaapps.net/>. If you encounter any questions about your interactive media guide, please contact a member of the Miami Dolphins Media Relations staff at (954) 452-7010.

COACHING STAFF

Head Coach, Joe Philbin

Pro career: Became the tenth coach in Dolphins history on January 20, 2012. Completed his second season as head coach of the Miami Dolphins, Joe Philbin led the team to an 8-8 record in 2013. It marked the second straight season the Dolphins improved their win total under Philbin, and he became the Dolphins' first coach to improve the team's record two consecutive years since the 1997 and 1998 campaigns. In addition, the Dolphins were one of only four teams in the NFL this year (along with Seattle, Cincinnati, and Carolina) to improve their record for a second straight season. Along the way, the Dolphins improved in a number of key areas. Philbin emphasized the importance of takeaways throughout the year and the defense responded by recording a takeaway in 15 of their 16 games, one of only five NFL teams to accomplish that feat in 2013. In addition, the Dolphins improved their turnover ratio by a +8 margin from the previous season, the eighth best turnover improvement in the league. As a mark of the team's discipline, in 2013 the Dolphins tied for the third least penalized team in the league. The Dolphins finished third in the AFC in scoring defense, while limiting opponents to a 77.3 passer rating, the third lowest total in the AFC and the fifth lowest total in the NFL. Philbin joined Miami after serving as the offensive coordinator with the Green Bay Packers since 2007.

Background: Philbin played one year at Washington and Jefferson, where he earned his degree in sociology. He has coached collegiately at Tulane (1984-85), Worcester Tech (1986-87), USMMA (1988-89), Allegheny (1990-93), Ohio (1994), Northeastern (1995-96), Harvard (1997-98) and Iowa (1999-2002).

Personal: Born July 2, 1961 in Springfield, Mass. He and his wife Diane have six children Matthew, John, Kevin, Tim, Colleen and a deceased son, Michael.

The following are thumbnail sketches of assistant coaches.

Blue Adams, assist. defensive backs; born October 15, 1979, Miami, Florida. Defensive Back Cincinnati 1998-2003. Pro defensive back New York Giants/Jacksonville Jaguars 2003, Rhein Fire 2004, Tampa Bay Buccaneers 2005-06, Cincinnati Bengals 2007. College Coach: Purdue 2010, Northern Iowa 2011. Pro coach: Joined Dolphins in 2012.

Lou Anarumo, defensive backs; born August 18, 1966, Staten Island, N.Y. Attended Wagner College 1987-90. No pro playing experience. College Coach: U.S. Merchant Marine Academy 1989-90, 1992-94, Wagner 1990, Syracuse 1990-91, Harvard 1995-2000, Marshall 2001-03, Purdue 2004-11. Pro coach: Joined Dolphins in 2012.

Charlie Bullen, assistant defensive line; born September 28, 1984, Palatine, IL. Attended Iowa 2006-08. No pro playing experience. College Coach: Iowa (2007-11). Pro coach: Joined Dolphins in 2012.

Jeff Burris, defensive assistant; born June 6, 1972, Rock Hill, SC. Safety Notre Dame 1990-93. Pro defensive back Buffalo Bills (1994-1997), Indianapolis Colts (1998-2001), Cincinnati Bengals (2002-2003). College coach: Massachusetts 2012. Pro coach: Sacramento Mountain Lions (UFL) 2011, joined Dolphins in 2013.

Dan Campbell, tight ends; born April 13, 1976, Clifton, Texas. Tight end Texas A&M 1994-98. Pro tight end New York Giants 1999-2002, Dallas Cowboys 2003-05, Detroit Lions 2006-08, New Orleans Saints 2009. Pro coach: Joined Dolphins in 2010.

David Corrao, assistant linebackers; born June 11,

1974. Running back University of San Diego 1992. No pro playing experience. College coach: Syracuse 2000-03, Northeastern 2004, Mississippi 2005-07. Pro coach: Joined Dolphins in 2008.

Kevin Coyle, defensive coordinator; born January 14, 1956, Staten Island, N.Y. Defensive back Massachusetts 1975-77. No pro playing experience. College coach: Cincinnati 1978-79, Arkansas 1980, U.S. Merchant Marine Academy 1981, Holy Cross 1982-90, Syracuse 1991-93, Maryland 1994-96, Fresno State 1997-2000. Pro coach: Cincinnati Bengals 2001-10. Pro coach: Joined Dolphins in 2012.

Ben Johnson, assistant quarterback; born May 11, 1986, Charleston, S.C. Quarterback North Carolina 2004-08. No pro playing experience. College coach: Boston College 2010-11. Pro coach: Joined Dolphins in 2012.

Darren Krein, head strength & conditioning; born July 7, 1971, Aurora, Colo. Linebacker/defensive end Miami (Fla.) 1989-1993. Pro linebacker San Diego Chargers 1994, Barcelona Dragons (NFL) 1996. Pro coach: Seattle Seahawks 1997-98, 2002-09, joined Dolphins in 2011.

Phil McGeoghan, asst. wide receivers; July 8, 1979 Springfield, Mass. Wide receiver Maine 1998-2000. Pro wide receiver Denver 2001. College coach: Maine 2007, Naval Academy Prep 2008, South Florida 2009-11. Pro coach: Joined Dolphins in 2012.

Marwan Maalouf, assistant special teams; born November 26, 1976, Strongsville, Ohio. College Coach: Baldwin-Wallace College 2000, Fordham 2001, Eastern Michigan 2002, Rutgers 2002-03. Pro Coach: Cleveland Browns 2004-06, Baltimore Ravens 2008-11, Indianapolis Colts 2012.

Jeff Nixon, running backs; born October 16, 1974, Rochester, Pa. Running back West Virginia 1993-94, Penn State 1996. No pro playing experience. College coach: Penn State 1997, Princeton 1998, Shippensburg 1999-2002, Tennessee-Chattanooga 2003-05, Temple 2006. Pro coach: Philadelphia Eagles 2007-2010, joined Dolphins in 2011.

Ken O'Keefe, wide receivers; born August 18, 1953, Milford, Conn. No pro playing experience. College coach: New Haven 1976-77, Allegheny 1986-97, Fordham 1998, Iowa 1999-2011. Pro coach: Joined Dolphins in 2011.

Dave Puloka, asst. strength and conditioning; born January 12, 1979, Arlington, Mass. Linebacker Holy Cross 1997-2000. No pro playing experience. College coach: Stevens Institute of Technology 2005, Virginia 2006. Pro coach: Atlanta Falcons 2007, joined Dolphins in 2008.

Darren Rizzi, special teams coordinator; born July 21, 1970, Hillsdale, N.J. Tight end Rhode Island 1988-1991. College coach: Rhode Island 1992, Colgate 1993, New Haven 1993-97, Northeastern 1998, New Haven 1999-2001 (head coach), Rutgers 2002-07, Rhode Island 2008 (head coach). Pro coach: Joined Dolphins in 2009.

Kacy Rodgers, defensive line; born June 24, 1969, Humboldt, Tennessee. Linebacker/defensive end Tennessee 1988-91. Pro linebacker Shreveport Pirates (CFL) 1994. College coach: Tennessee-Martin 1994-97, Louisiana-Monroe 1998, Middle Tennessee State 1999-2001, Arkansas 2002. Pro coach: Dallas Cowboys 2003-07, joined Dolphins in 2008.

Zac Taylor, quarterbacks; born May 10, 1983, Norman OK. Quarterback Nebraska 2005-06. Pro quarterback Tampa Bay Buccaneers 2007. College coach: Texas A&M 2011. Pro coach: joined Dolphins in 2012.

FOUR DOLPHINS NAMED NFL ALL-STARS

Miami Dolphins punter Brandon Fields, cornerback Brent Grimes, center Mike Pouncey and defensive end Cameron Wake were selected to the 2014 NFL Pro Bowl squad the NFL announced. The annual contest will be played on Sunday, January 26, 2014 at Aloha Stadium in Honolulu, Hawaii. The game will be televised live on NBC at 7:00 PM ET.

Fields, in his seventh NFL season, will be making his first trip to the Pro Bowl in 2014. Fields is ranked second in the NFL in punt average (48.8 per punt), second in net average (42.4), tied for third with 33 punts inside the 20-yard line and has also recorded the third longest punt (74 yards at Buffalo on December 22, 2013) in the league during the 2013 season. Fields is one of only two Dolphins punters to be selected to the Pro Bowl, joining Reggie Roby (1984, 1989).

Grimes, in his seventh NFL season and first with the Dolphins, will be making his second trip to the Pro Bowl. He previously was selected to the 2011 NFC Pro Bowl squad as a member of the Atlanta Falcons. In 2013, Grimes started all 16 games at cornerback and has recorded 60 tackles, leads the Dolphins with 16 passes defensed, and is tied for the team lead in interceptions with four, including one which he returned 94 yards for a touchdown. Grimes is the just the third Dolphins cornerback selected to the Pro Bowl, joining Sam Madison (1999-2002) and Patrick Surtain (2002-04).

Pouncey, in his third NFL season, will be making his first trip to the Pro Bowl in 2014. Pouncey has started at center in 14 games for the Dolphins in 2013. He is the first Dolphins center selected to the Pro Bowl since Tim Ruddy in 2000 and is only the fourth Dolphins center selected to the Pro Bowl, joining Hall of Famers Jim Langer (1973-78) and Dwight Stephenson (1983-87) and Ruddy (2000).

Wake, in his fifth NFL season, will be making his third trip to the Pro Bowl and second as a defensive end (he made the Pro Bowl in 2011 after a 14-sack season as a linebacker). In 2013, Wake has registered 37 tackles, 8.5 sacks, 19 quarterback hits, eight tackles for a loss, two forced fumbles, one fumble recovery and one safety through 16 games. On October 31, 2013, Wake recorded the first safety of his NFL career when he sacked Andy Dalton in the end zone with 6:42 remaining in overtime giving the Dolphins a 22-20 victory over the Bengals. It marked just the third time in NFL history that an overtime game had been decided on a safety.

Wake is one of only two Dolphins players to earn Pro Bowl recognition at different positions (linebacker in 2011 and defensive end in 2013 and '14), joining teammate Randy Starks who was selected as a defensive end in 2011 and as a defensive tackle in 2013.

For the first time ever, the Pro Bowl will be "unconferenced." Gone is the familiar AFC vs. NFC match-up that has existed since 1971. Instead, players will be selected without regard to conference in voting by fans, coaches and players. For example, the top six quarterbacks following voting will earn distinction as All-Stars, regardless of how many are from AFC or NFC teams.

The Pro Bowl players are determined by the consensus votes of fans, players and coaches. Each group's vote counts one-third toward determining the 86 All-Star players who will be eligible for the Pro Bowl Draft. Each head coach will also chose one "need" player, which must be a long snapper.

The NFL All-Stars are determined by the consensus votes of fans, players and coaches. Each group's vote counts one-third toward determining the 86 Pro Bowl players who will be eligible for the first-ever Pro Bowl Draft.

2014 TENTATIVE DRAFT ORDER - BASED OFF END OF 2013 REGULAR SEASON

Team	W	L	T	PCT.	W	L	T	SOS
1. HOU	2	14	0	.125	143	113	0	0.559
2. WAS	3	13	0	.188	131	123	2	0.516
3. JAX	4	12	0	.250	129	127	0	0.504
4. CLE	4	12	0	.250	131	123	2	0.516
5. OAK	4	12	0	.250	134	122	0	0.523
6. ATL	4	12	0	.250	141	114	1	0.553
7. TB	4	12	0	.250	147	109	0	0.574
8. MIN	5	10	1	.344	130	124	2	0.512
9. BUF	6	10	0	.375	133	123	0	0.520
10. DET	7	9	0	.438	115	137	4	0.457
11. TEN	7	9	0	.438	129	127	0	0.504
12. NYG	7	9	0	.438	132	122	2	0.520
13. STL	7	9	0	.438	141	115	0	0.551
14. CHI	8	8	0	.500	117	135	4	0.465
15. PIT	8	8	0	.500	119	135	2	0.469
16. BAL#	8	8	0	.500	123	131	2	0.484
17. DAL#	8	8	0	.500	123	131	2	0.484
18. NYJ	8	8	0	.500	125	131	0	0.488
19. MIA	8	8	0	.500	134	12	0	0.523
20. AZ	10	6	0	.625	136	120	0	0.531
21. GB*	8	7	1	.531	115	139	2	0.453
22. SD*	9	7	0	.563	127	129	0	0.496
23. PHI*	10	6	0	.625	115	139	2	0.453
24. KC*	11	5	0	.688	114	142	0	0.445
25. CIN*	11	5	0	.688	122	132	2	0.480
26. IND*	11	5	0	.688	124	132	0	0.484
27. NO*	11	5	0	.688	132	124	0	0.516
28. NE*	12	4	0	.750	121	135	0	0.473
29. SF*	12	4	0	.750	126	129	1	0.494
30. CAR*	12	4	0	.750	126	129	1	0.494
31. DEN*	13	3	0	.813	120	136	0	0.469
32. SEA*	13	3	0	.813	125	130	1	0.490

* - Subject to Playoffs # - Subject to Coin Flip

LEAST PENALIZED

Miami finished the 2013 season as one of the least penalized teams in the NFL.

FEWEST PENALTIES IN NFL, 2013

TEAM	TOT PENALTIES
1. IND	66
2. NE	69
3t. MIA	70
3t. MIN	70
5t. CAR	80
5t. PIT	80
7. CHI	85
8. GB	86
9t. ATL	91
9t. NYG	91

FEWEST PENALTY YARDS IN NFL, 2013

TEAM	PEN. YARDS
1. IND	576
2. MIA	598
3. NE	625
4. CAR	671
5. PIT	677
6. MIN	695
7. CHI	708
8. AZ	744
9. SD	765

TANNEHILL QB RATING

Ryan Tannehill's 79.1 career passer rating is the fourth highest of any Dolphin QB:

MIAMI DOLPHIN CAREER PASSER RATING (MINIMUM 250 ATTEMPTS)			
PLAYER	YEARS	RTG	
1. Chad Pennington	2008-10	94.5	
2. Dan Marino	1983-99	86.4	
2. Matt Moore	2011-13	85.0	
4. Ryan Tannehill	2012-13	79.1	
5. Bob Griese	1967-80	77.1	
6. Jay Fiedler	2000-04	76.8	
7. Earl Morrall	1972-76	76.2	
8. Chad Henne	2008-11	75.7	

TANNEHILL CONNECTS

Ryan Tannehill's 57 and 53 yard completions to Mike Wallace vs. Carolina (11/24) were tied for the third longest and fifth longest in his career.

RYAN TANNEHILL CAREER LONG COMPLETIONS

80, Ryan Tannehill to Brian Hartline at Arizona Cardinals (9/30/12)
 67, Ryan Tannehill to Charles Clay at Indianapolis Colts (9/15/13)
 57, Ryan Tannehill to Mike Wallace vs. Carolina Panthers (11/24/13)
 57, Ryan Tannehill to Brian Hartline at Arizona Cardinals (9/30/12)
 53, Ryan Tannehill to Mike Wallace vs. Carolina Panthers (11/24/13)
 50, Ryan Tannehill to Marcus Thigpen at New Orleans Saints (9/30/13)
 49, Ryan Tannehill to Mike Wallace vs. Baltimore Ravens (10/6/13)
 46, Ryan Tannehill to Mike Wallace vs. Buffalo Bills (10/20/13)
 46, Ryan Tannehill to Brandon Gibson vs. Baltimore Ravens (10/6/13)
 45, Ryan Tannehill to Charles Clay vs. Baltimore Ravens (10/6/13)
 41, Ryan Tannehill to Brian Hartline vs. New York Jets (9/23/12)
 40, Ryan Tannehill to Mike Wallace vs. Cincinnati (10/31/13)

LONG PASS

Ryan Tannehill's 53-yard touchdown pass to Mike Wallace vs. Carolina (11/24) was the longest touchdown completion for Tannehill. This was also Wallace's second longest reception of the season.

TANNEHILL MULTI-TOUCHDOWNS

Ryan Tannehill recorded his 10th multi-touchdown pass game in his career vs. New England (12/15). It was also Tannehill's seventh multi-touchdown pass game of the 2013 season and the second consecutive game he had accomplished this feat.

RYAN TANNEHILL MULTI-TOUCHDOWN GAMES, CAREER		
DATE	OPP	TD
12/15/13	vs. NE	3
12/8/13	at PIT	3
10/20/13	vs. BUF	3
12/1/213	at NYJ	2
11/11/13	at TB	2
10/27/13	at NE	2
9/22/13	vs. ATL	2
12/23/12	vs. BUF	2
12/16/12	vs. JAX	2
10/14/12	vs. STL	2

TANNEHILL QB RATING - SINGLE GAME

Ryan Tannehill's 120.6 passer rating vs. New England (12/15) was the 12th time he had a rating of 90.0 or higher in his career. This was Tannehill's highest passer rating of the season and the second-highest total of his career.

RYAN TANNEHILL HIGHEST PASSER RATING, SINGLE GAME		
DATE	OPP	RTG
12/16/12	vs. JAX	123.2
12/15/13	vs. NE	120.6
10/14/12	vs. STL	112.0
9/15/13	at IND	107.4
11/25/12	vs. SEA	97.1
12/8/13	at PIT	95.5
9/22/13	vs. ATL	94.5
12/2/13	at NYJ	94.2
12/23/12	vs. BUF	93.8
10/31/13	vs. CIN	92.6
10/7/12	at CIN	92.3
9/16/12	vs. OAK	91.0
11/4/12	at IND	90.9

TANNEHILL PASSES FOR 300 +

Ryan Tannehill ranks third in Dolphins history for career games with 300-or-more passing yards, behind Dan Marino (63) and Chad Henne (7).

MOST 300-YARD PASSING GAMES (Career)

63	Dan Marino (1983-99)
7	Chad Henne (2008-11)
6	Ryan Tannehill (2012-13)
3	Bob Griese (1967-80)
3	Jay Fiedler (2000-04)

300 PLUS SINGLE SEASON

Ryan Tannehill had five games of 300-plus passing yards during the 2013 season. It was tied for the seventh-highest highest single-season total by a Dolphins quarterback in team history. In fact, it is the most by a Dolphins signal-caller other than Dan Marino in a season in team history. The last time a Dolphins quarterback threw for five games of 300-plus yards in a season was in 1994 when Marino also totaled five 300-yard passing games.

MOST 300-YARD PASSING GAMES (SINGLE SEASON)

9	Dan Marino (1984)
6	Dan Marino (1985)
6	Dan Marino (1986)
6	Dan Marino (1988)
5	Ryan Tannehill (2013)
5	Dan Marino (1989)
5	Dan Marino (1994)
4	Dan Marino (1987)
4	Dan Marino (1997)
4	Dan Marino (1998)

3,000 PLUS

Ryan Tannehill has thrown for over 3,000 yards in each of his two seasons with the Dolphins (3,294 in 2012 and 3,912 in 2013). He joins Dan Marino (13 times) as the only quarterbacks in team history to have multiple seasons with 3,000-plus passing yards. In fact, Tannehill is the only quarterback in franchise history to throw for more than 3,000 yards in each of his first two seasons with the team.

TANNEHILL AND MOORE COMPLETES

Matt Moore and Ryan Tannehill rank third and fifth respectively for highest career completion percentage for a Dolphins quarterback.

MIAMI DOLPHIN CAREER COMPLETION PERCENTAGE (MINIMUM 150 COMPLETIONS)

PLAYER	YEARS	ATT	COMP	PCT.
1. Chad Pennington	2008-10	552	373	67.6
2. Chad Henne	2009-11	1,065	646	60.7
3. Matt Moore	2011-13	372	223	59.9
4. Dan Marino	1983-99	8,358	4,967	59.43
5. Ryan Tannehill	2012-13	1072	637	59.42
6. Damon Huard	1997-00	288	170	59.0

MOST PASSING YARDS, SINGLE SEASON

Ryan Tannehill finished the 2013 season with 3,912 passing yards. This was the 9th highest single season total in team history and most in team history by a quarterback other than Dan Marino.

MOST SINGLE-SEASON PASSING YARDS, TEAM HISTORY

NAME	YEAR	YARDS
1. Dan Marino	1984	5084
2. Dan Marino	1986	4746
3. Dan Marino	1994	4453
4. Dan Marino	1988	4434
5. Dan Marino	1985	4137
6. Dan Marino	1992	4116
7. Dan Marino	1989	3997
8. Dan Marino	1991	3970
9. Ryan Tannehill	2013	3912
10. Dan Marino	1997	3780
11. Dan Marino	1995	3668
12. Chad Pennington	2008	3653
13. Dan Marino	1990	3563
14. Dan Marino	1998	3497
15. Chad Henne	2010	3301

TANNEHILL ATTEMPTS AND COMPLETIONS

Ryan Tannehill's pass attempts (588) and completions (355) in 2013 were the fourth highest totals in team history.

MOST PASS ATTEMPTS, SINGLE SEASON, TEAM HISTORY

ATT	PLAYER (YEAR), CMP
623	Dan Marino (1986), 378 completions
615	Dan Marino (1994), 385 completions
606	Dan Marino (1988), 354 completions
588	Ryan Tannehill (2013), 355 completions
567	Dan Marino (1985), 335 completions

MOST PASS COMPLETIONS, SINGLE SEASON, TEAM HISTORY

ATT	PLAYER (YEAR), CMP
385	Dan Marino (1994), 615 attempts
378	Dan Marino (1986), 623 attempts
362	Dan Marino (1984), 564 attempts
355	Ryan Tannehill (2013), 588 attempts
354	Dan Marino (1988), 606 attempts

TANNEHILL RUSHES

Ryan Tannehill's 48-yard run at Pittsburgh (12/8) was the longest of his career.

RYAN TANNEHILL CAREER LONG RUSHES

DATE	OPP	LONG
12/8/13	at PIT	48
12/23/12	vs. BUF	31
12/16/12	vs. JAX	30
9/30/13	at NO	26
12/9/12	at SF	20

LONGEST RUSH BY QB

Ryan Tannehill's 48-yard run during at Pittsburgh (12/8) was the longest running play by a quarterback in franchise history. The second year quarterback surpassed Pat White's 33 yard run at New England (12/8/09).

LONGEST RUSH BY A MIAMI DOLPHINS QUARTERBACK

PLAYER	DATE	OPP	LONG
1. Ryan Tannehill	12/8/13	at PIT	48
2. Pat White	11/08/09	vs. BUF	31
2t. Ryan Tannehill	12/23/12	vs. BUF	31
4t. Jay Fiedler	10/01/00	at CIN	30
4t. Ryan Tannehill	12/16/12	vs. JAX	30

TANNEHILL GOES LONG

Ryan Tannehill passed for 312 yards vs. New England (12/15), good for the fourth highest total in his career. It was the quarterback's sixth career game with 300 or more yards passing.

RYAN TANNEHILL MOST PASSING YARDS, SINGLE GAME

DATE	OPP	YDS
9/30/12	at AZ	431
12/1/13	vs. NVJ	331
9/15/13	at IND	319
12/15/13	vs. NE	312
11/24/13	vs. CAR	310
10/6/13	vs. BAL	307
11/4/12	at IND	290
9/8/13	at CLE	272
11/17/13	vs. SD	268
11/25/12	vs. SEA	253

CONSECUTIVE COMPLETIONS

Ryan Tannehill had 12 consecutive pass completions at Tampa Bay (11/11).

MOST CONSECUTIVE PASS COMPLETIONS

17	Chad Pennington	(12/7/08 at Buffalo through 12/14/08 vs. San Francisco)
17	Chad Henne	(12/13/09 at Jacksonville)
15	Dan Marino	(11/8/92 at Indianapolis through 11/16/92 vs. Buffalo)
14	Dan Marino	(11/17/96 at Houston through 11/25/96 vs. Pittsburgh)
13	Earl Morrall	(12/1/75 vs. New England)
13	Dan Marino	(11/10/96 vs. Indianapolis)
12	Ryan Tannehill	(11/11/13 at Tampa Bay)

LAMAR LONG RUSH

Lamar Miller's 41-yard run vs. Cincinnati (10/31) was his second longest this season and third longest for the Dolphins in 2013.

LAMAR MILLER LONG RUSHES

DATE	OPP	LONG
9/22/13	at ATL	49
10/31/13	vs. CIN	41
10/20/13	vs. BUF	30
12/23/12	vs. BUF	28
9/23/12	vs. NYJ	22
9/30/13	at NO	20

CAREER-HIGH FOR MILLER

Lamar Miller rushed for a career-high 105 yards vs. Cincinnati (10/31).

LAMAR MILLER MOST RUSHING YARDS, SINGLE GAME

DATE	OPP	ATT	YDS
10/31/13	vs. CIN	16	105
10/27/13	at NE	18	89
12/23/12	vs. BUF	10	73
12/1/13	at NYJ	22	72
9/15/13	at IND	14	69
9/16/12	vs. OAK	10	65
9/22/13	vs. ATL	8	62
9/30/13	at NO	11	62
12/15/13	vs. NE	15	61
9/23/12	vs. NYJ	9	48

LONG NON-TD RUSHES

Daniel Thomas's 55-yard rush at Pittsburgh (12/8) is tied for the fourth longest non-touchdown run in team history.

MIAMI DOLPHINS LONG NON-TOUCHDOWN RUSHES

PLAYER	DATE	OPP	LONG
1. Chris Chambers	9/11/05	vs. DEN	61
2. Ronnie Brown	9/30/07	vs. OAK	60
3. Ronnie Brown	9/25/05	vs. CAR	58
4. Sammy Morris	11/23/06	at DET	55
Daniel Thomas	12/8/13	at PIT	55
5. Reggie Bush	12/16/12	vs. JAX	53
Leonard Henry	10/3/04	vs. NYJ	53
7. Ronnie Brown	9/19/10	at MIN	51
8. Lamar Miller	9/22/13	vs. ATL	49
Irving Spikes	9/15/96	vs. NYJ	49
10. Ryan Tannehill	12/8/13	at PIT	48

THOMAS MAKES IMPACT

Daniel Thomas had 105 yards on 16 attempts at Pittsburgh (12/8). It was his second career 100-yard rushing game and the second most rushing yards in his career. His career high was a 107 yard rushing performance v. Houston (9/18/11). This was the most yards that Thomas has rushed for in a road game.

DANIEL THOMAS MOST RUSHING YARDS, SINGLE GAME

DATE	OPP	ATT	YDS
9/18/2011	vs. HOU	18	107
12/8/13	at PIT	16	105
9/25/2011	at CLE	23	95
12/4/2011	vs. OAK	13	73

CAREER-HIGHS FOR CLAY

Charles Clay recorded seven receptions for 97 yards at Pittsburgh (12/8). The seven receptions are tied for the most in his career and the 97 receiving yards are the second highest total in his career.

CHARLES CLAY MOST RECEPTIONS, SINGLE GAME

REC	OPP	DATE
7	at PIT	12/8/13
7	at NYJ	12/1/13
6	vs. SD	11/17/13
6	vs. SEA	11/15/12
6	at NO	9/30/13

CHARLES CLAY MOST YARDS, SINGLE GAME

REC	OPP	DATE
109	at IND	9/15/13
97	at PIT	12/8/13
90	vs. SD	11/17/13
84	vs. SEA	11/25/12
80	at NYJ	12/1/13
69	vs. BUF	11/20/11
54	at CLE	9/8/13
50	at KC	11/6/11

CLAY DAY

Charles Clay had 69 receptions for 759 yards on the season, good for the second highest total by a Dolphins tight end in team history.

TOP FIVE MIAMI DOLPHINS TIGHT ENDS - RECEPTIONS

YEAR	PLAYER	REC
2004	Randy McMichael	73
2013	Charles Clay	69
2006	Randy McMichael	62
2005	Randy McMichael	60
1994	Keith Jackson	59

TOP FIVE MIAMI DOLPHINS TIGHT END - SINGLE SEASON RECEIVING YARDS

YEAR	PLAYER	YARDS
2004	Randy McMichael	791
2013	Charles Clay	759
1994	Keith Jackson	673
2006	Randy McMichael	640
1994	Keith Jackson	613
2003	Randy McMichael	598

CLAY SCORES

Charles Clay recorded his fifth and sixth receiving touchdown of the season at Pittsburgh (12/8). Clay's six receiving touchdowns are tied for third most by a Dolphins tight end in team history.

MOST RECEIVING TOUCHDOWNS BY A DOLPHINS TIGHT END

PLAYER	YEAR	TD
1. Anthony Fasano	2008	7
Keith Jackson	1994	7
3. Charles Clay	2013	6
Keith Jackson	1993	6
Jim Mandich	1974	6
5. Anthony Fasano	2011	5
Bruce Hardy	1986	5
Bruce Hardy	1984	5
Keith Jackson	1992	5
Randy McMichael	2005	5
Larry Seiple	1969	5

CLAY AMONG TOP TIGHT ENDS IN AFC

Charles Clay was among the league leaders at his position in receptions, receiving yards and touchdowns in the AFC.

AFC MOST RECEPTIONS BY TIGHT END, 2013

PLAYER	YEAR	REC
1. Jordan Cameron	CLE	80
2. Antonio Gates	SD	77
3. Charles Clay	MIA	69
4. Julius Thomas	DEN	65
5. Delanie Walker	TEN	60

AFC MOST RECEIVING YARDS BY TIGHT END, 2013

PLAYER	YEAR	YARDS
1. Jordan Cameron	CLE	917
2. Antonio Gates	SD	872
3. Julius Thomas	DEN	788
4. Charles Clay	MIA	759
5. Scott Chandler	BUF	655

AFC MOST RECEIVING TOUCHDOWNS BY TIGHT END, 2013

PLAYER	YEAR	TD
1. Julius Thomas	DEN	12
2. Jordan Cameron	CLE	7
3t. Charles Clay	MIA	6
3t. Delanie Walker	TEN	6
5. Garrett Graham	HOU	5

THREE IN A ROW FOR CLAY

With a 7-yard touchdown in the second quarter vs. Buffalo (10/20), Charles Clay has caught a touchdown in three consecutive games. The last time a Dolphins tight end caught a touchdown pass in three consecutive games was in 2005 when Randy McMichael caught a touchdown in four consecutive games vs. Denver (9/11/05) at New York Jets (9/18/05), vs. Carolina (9/25/05) and at Buffalo (10/9/05).

CAREER DAY FOR MATTHEWS

Rishard Matthews notched 11 receptions at Tampa Bay (11/11). The 11 receptions are tied for the fourth-most in team history. With 11 receptions and two touchdowns, Matthews became the first player in Dolphins history to have 11-or-more receptions and two touchdowns in a game.

MOST RECEPTIONS SINGLE GAME, TEAM HISTORY

15, Chris Chambers (12/4/05 vs. Buffalo), 238 yards
12, Jim Jensen (11/6/88 at New England), 110 yards
12, Brian Hartline (9/30/12 at Arizona), 253 yards
11, O.J. McDuffie (12/30/95 at Buffalo), 154 yards
11, O.J. McDuffie (12/13/98 vs. N.Y. Jets), 105 yards
11, Greg Camarillo (11/2/08 at Denver), 111 yards
11, Ted Ginn, Jr. (9/21/09 vs. Indianapolis), 108 yards
11, Brandon Marshall (12/10/10 vs. Buffalo), 106 yards
11, Rishard Matthews (11/11/13 at Tampa Bay), 120 yards

BIG GAME WALLACE

Mike Wallace's 127 yards vs. Carolina (11/24) was the third highest total in his career and highest total as a member of the Miami Dolphins.

MIKE WALLACE MOST RECEIVING YARDS, SINGLE GAME

YARDS	OPP	DATE
144	at IND	9/25/11
136	vs. NE	11/14/10
127	vs. CAR	11/24/13
126	vs. SEA	9/18/11
123	at OAK	9/23/12

WALLACE CATCHES

Mike Wallace recorded seven receptions at the New York Jets (12/1). This was the 13th time that Wallace has caught seven or more passes in a regular season game.

MIKE WALLACE MOST RECEPTIONS, SINGLE GAME (REGULAR SEASON)

DATE	OPP	REC
9/15/13	at IND	9
11/14/10	vs. NE	8
9/11/11	at BAL	8
9/18/11	vs. SEA	8
9/23/12	at OAK	8
10/21/12	at CIN	8
12/1/13	at NYJ	7
10/6/13	vs. BAL	7
9/27/09	at CIN	7
12/19/10	vs. NYJ	7
10/30/11	vs. NE	7
10/28/12	vs. Was	7
12/9/12	vs. SD	7

WALLACE GOES FOR 100

With 105 yards vs. New England (12/15), Mike Wallace recorded his 18th career 100 yard receiving game.

MIKE WALLACE MOST RECEIVING YARDS, SINGLE GAME

DATE	OPP	REC
9/25/11	at IND	144
11/14/10	vs. NE	136
11/24/13	vs. CAR	127
9/18/11	vs. SEA	126
9/23/12	at OAK	123
10/23/11	at AZ	118
11/21/10	vs. OAK	116
9/15/13	at IND	115
12/9/12	vs. SD	112
11/8/10	at CIN	110
9/11/11	at BAL	107
12/15/13	vs. NE	105
10/6/13	vs. BAL	105
1/2/11	at CLE	105
12/23/10	vs. CAR	104
9/27/09	at CIN	102
12/19/10	vs. NYJ	102
9/26/10	at TB	100

WALLACE'S FIRST SEASON

Mike Wallace was very productive in his first season with the Miami Dolphins. His receiving yards (930) and receptions (73) were the third most by any player in their first season with the Dolphins.

MOST RECEIVING YARDS BY A PLAYER IN FIRST SEASON WITH DOLPHINS

NAME	YEAR	YARDS
1. Brandon Marshall	2010	1,014
2. Irving Fryar	1993	1,010
3. Mike Wallace	2013	930
4. Chris Chambers*	2001	883
5. Terry Kirby*	1993	874

* Rookie Season

MOST RECEPTIONS BY A PLAYER IN FIRST SEASON WITH DOLPHINS

NAME	YEAR	YARDS
1. Brandon Marshall	2010	86
2. Terry Kirby*	1993	75
3. Mike Wallace	2013	73
4. Jack Clancy*	1966	67
5. Irving Fryar	1993	64

* Rookie Season

100 YARDS FOR WALLACE

With 105 yards vs. New England (12/15), Mike Wallace had four 100-yard receiving games in 2013.

MOST 100-YARD RECEIVING YARDS, SINGLE SEASON TEAM HISTORY (REGULAR SEASON)

NO	NAME	YEAR
8	Mark Duper	1986
6	Mark Clayton	1984
6	Irving Fryar	1994
5	Mark Clayton	1989
5	Tony Martin	1999
5	Brandon Marshall	2011
4	Paul Warfield	1971
4	Duriel Harris	1979
4	Mark Duper	1984
4	Chris Chambers	2004
4	Brandon Marshall	2010
4	Mike Wallace	2013

WALLACE SETS CAREER-HIGH

With five receptions vs. the New York Jets (12/29), Mike Wallace set a single season career high with 73 receptions.

MIKE WALLACE MOST RECEPTIONS, SINGLE SEASON

YEAR	REC
2013	73
2011	72
2012	64
2010	60
2009	39

HARTLINE HIGHS

Brian Hartline had nine receptions for 127 yards at the New York Jets (12/1). Hartline has five career games with 100 yards or more receiving. The 127 yards were also the second most receiving yards in a game for his career and his nine receptions are tied for the second most in his career.

BRIAN HARTLINE MOST RECEIVING YARDS, SINGLE GAME

DATE	OPP	YDS
9/30/12	at AZ	253
12/1/2013	at NYJ	127
9/8/13	at CLE	114
9/16/12	vs. OAK	111
11/4/12	at IND	107

BRIAN HARTLINE MOST RECEPTIONS, SINGLE GAME

DATE	OPP	YDS
9/30/12	at AZ	12
12/1/2013	at NYJ	9
9/8/13	at CLE	9
9/16/12	vs. OAK	9
11/4/12	at IND	8
11/11/12	vs. TEN	8

1,000 YARDS BACK TO BACK

With his 25-yard reception vs. the New York Jets (12/29), Brian Hartline surpassed 1,000 yards for the second consecutive season finishing the year with 1,016 receiving yards after a 1,083 yard performance in 2012. Only four other receivers in Dolphins history have had back-to-back 1000-yard seasons, Mark Duper in 1983 and 1984, Mark Clayton in 1988 and 1989, Irving Fryar in 1993 and 1994 and Brandon Marshall in 2010 and 2011.

CONSECUTIVE RECEPTIONS FOR HARTLINE

With his reception vs. the New York Jets (12/29), Brian Hartline has now recorded a reception in 26 straight games. It is the Dolphins longest current reception streak. The last game that Hartline failed to record a reception was vs. St. Louis (10/14/12).

HARTLINE CATCHES

With two catches vs. the New York Jets (12/29), Brian Hartline set a career mark for most receptions in a single season with 76.

BRIAN HARTLINE MOST RECEPTIONS - SINGLE SEASON

YEAR	REC
2013	76
2012	74
2010	43
2011	35
2009	31

HARTLINE TWO YEAR STRETCH

Brian Hartline has 150 receptions for 2,099 over the past two seasons. The 150 receptions are tied for fifth and the 2,099 receiving yards are sixth in team history over a two-year span in team history.

MOST RECEPTIONS OVER TWO YEAR SPAN, TEAM HISTORY

PLAYERS	YEARS	REC
1. Brandon Marshall	2010-11	167
2. O.J. McDuffie	1997-98	166
3. Davone Bess	2009-10	155
4. Chris Chambers	2004-05	151
5t Mark Clayton	1988-89	150
5t. O.J. McDuffie	1996-97	150
5t. Brian Hartline	2012-13	150

MOST RECEIVING YARDS OVER TWO YEAR SPAN, TEAM HISTORY

PLAYERS	YEARS	YDS
1. Mark Clayton	1984-85	2385
2. Mark Duper	1983-84	2309
3. Irving Fryar	1993-94	2280
4. Brandon Marshall	2010-11	2228
5. Mark Clayton	1988-89	2140
6. Brian Hartline	2012-13	2099
7. Chris Chambers	2004-05	2016

60 PLUS CATCHES

Brian Hartline (76 catches), Mike Wallace (73 catches) and Charles Clay (69 catches) all have over 60 receptions. This is the fifth time in team history that this has happened in team history.

THREE PLAYERS WITH 60-PLUS CATCHES, TEAM HISTORY

2013	PLAYER	REC	YDS	AVG.	LG	TD
	Hartline	76	1016	13.4	50	4
	Wallace	73	930	12.7	57	5
	Clay	69	759	11.0	67	6

1995	PLAYER	REC	YDS	AVG.	LG	TD
	Kirby	66	618	9.4	46	3
	Fryar	62	910	14.7	67t	8
	McDuffie	62	819	13.2	48	8

1993	PLAYER	REC	YDS	AVG.	LG	TD
	Kirby	75	874	11.7	47	3
	Fryar	64	1010	15.8	65t	5
	Byars	61	613	10.0	27	3

1986	PLAYER	REC	YDS	AVG.	LG	TD
	Duper	67	1313	19.6	85t	11
	Hampton	61	446	7.3	19	3
	Clayton	60	1150	19.2	68t	10

1984	PLAYER	REC	YDS	AVG.	LG	TD
	Clayton	73	1389	19.0	65t	18
	Duper	71	1306	18.4	80t	8
	Nathan	61	579	9.5	24	2

TWO FOR 70

Brian Hartline (76 receptions) and Mike Wallace (73 receptions) became the fifth receiving duo in Dolphins history to have 70-plus receptions in the same season, joining Brandon Marshall (86) and Davone Bess (79) in 2010; Mark Duper (70) and Mark Clayton (70) in 1991; Tony Nathan (72) and Clayton (70) in 1985; and Clayton (73) and Duper (71) in 1984.

CONSECUTIVE TAKEAWAYS

Miami registered at least one takeaway in their first 15 games during the 2013 season.

MIAMI DOLPHINS TAKEAWAYS, 2013

DATE	OPP	TAKEAWAY
9/8/13	at CLE	INT, Nolan Carroll
	at CLE	INT, Dimitri Patterson
	at CLE	INT, Dimitri Patterson
9/15/13	at IND	INT, Brent Grimes
9/22/13	vs. ATL	FUM, John Denney (Don Jones)
		INT, Jimmy Wilson
9/30/13	at NO	FUM, Dannell Ellerbe (Jimmy Wilson)
10/6/13	vs. BAL	FUM, Dannell Ellerbe (Paul Soliai)
	vs. BAL	INT, Reshad Jones
10/20/13	vs. BUF	INT, Chris Clemons
10/27/13	at NE	INT, Dimitri Patterson
10/31/13	vs. CIN	FUM, Cameron Wake (Cameron Wake)
	vs. CIN	INT, Dimitri Patterson
	vs. CIN	INT, Brent Grimes
	vs. CIN	INT, Dannell Ellerbe
11/11/13	at TB	INT, Jimmy Wilson
11/17/13	vs. SD	INT, Brent Grimes
11/24/13	vs. CAR	INT, Nolan Carroll
12/1/13	at NYJ	INT, Dannell Ellerbe
		INT, Brent Grimes FUM, Philip Wheeler
12/8/13	at PIT	FUM, Randy Starks (Cameron Wake)
12/15/13	vs. NE	INT, Michael Thomas
12/22/13	at BUF	INT, Nolan Carroll

INTERCEPTION IMPROVEMENT

Miami had 18 interceptions in 2013. In 2012, Miami had 10 interceptions for the entire season.

MIAMI DOLPHINS INTERCEPTIONS, 2013

NO	PLAYER
4	Brent Grimes
4	Dimitri Patterson
3	Nolan Carroll
2	Dannell Ellerbe
2	Jimmy Wilson
1	Chris Clemons
1	Reshad Jones
1	Michael Thomas

DOLPHINS DEFENSE TOUGH ON PASS

Miami's defense has limited opponents to a 77.3 passer rating, good for the third lowest total in the AFC and fifth lowest total in the NFL.

PASSER RATING ALLOWED, 2013

TEAM	ATT	CMP	YDS	TD	INT	RTG
1. SEA	524	309	3050	16	28	63.4
2. CIN	614	362	3623	22	20	74.2
3. BUF	561	310	3666	28	23	74.9
4. SF	585	345	3819	19	18	76.4
5. MIA	580	344	4024	17	18	77.3

Miami also allowed 17 receiving touchdowns on the season, which is the second lowest total in the AFC and tied for third overall in the NFL.

RECEIVING TOUCHDOWNS ALLOWED, 2013

TEAM	TD
1. TEN	15
2. SEA	16
3t. CAR	17
3t. MIA	17
5. SF	19

VERNON SACKS OVER TWO YEARS

Olivier Vernon's 15.0 sacks over his first two seasons are tied for second overall in team history for most combined sacks by a Dolphins player in his rookie and second season.

MOST COMBINED SACKS BY A DOLPHINS PLAYER IN HIS ROOKIE AND SECOND SEASONS

PLAYER	ROOKIE SEASON	2ND SEASON	TOTAL
1. Bryan Cox	2.0 (1991)	14.0 (1992)	16.0
2. A.J. Duhe	7.0 (1977)	8.0 (1978)	15.0
Olivier Vernon	3.5 (2012)	11.5 (2013)	15.0
4. Bill Stanfill	8.0 (1969)	6.0 (1970)	14.0
Jason Taylor	5.0 (1997)	9.0 (1998)	14.0
6. Lorenzo Bromell	8.0 (1998)	5.0 (1999)	13.0
7. Doug Betters	4.0 (1978)	8.0 (1979)	12.0
8. Vern Den Herder	1.0 (1971)	10.5 (1972)	11.5
Marco Coleman	6.0 (1992)	5.5 (1993)	11.5
10. Kim Bokamper	2.5 (1977)	8.0 (1978)	10.5

CONSECUTIVE SACKS

With a sack at Pittsburgh (12/8), Olivier Vernon recorded a sack in four consecutive games. During that four-game span, Vernon had 7.0 sacks. Vernon also had a four game sack streak from September 30 to October 27, 2013.

OLIVIER VERNON FROM 11/17/13 TO 12/9/13

DATE	OPP	SACKS	YDS
11/17/13	vs. SD	1.0	7
11/24/13	vs. CAR	2.0	7
12/1/13	at NYJ	3.0	25
12/9/13	at PIT	1.0	6
TOTAL		7.0	45

OLIVIER VERNON FROM 9/30/13 TO 10/27/13

DATE	OPP	SACKS	YDS
9/30/2013	at NO	1.0	6
10/6/2013	vs. BAL	1.0	7
10/20/2013	s. BUF	1.0	5
10/27/2013	at NE	1.0	2
TOTAL		4.0	20

OV SACKS

Olivier Vernon recorded 3.0 sacks at the New York Jets (12/1). He had 11.5 sacks on the season. Vernon's 11.5 sacks are the most by a Dolphins player other than Cameron Wake since the 2008 season when Joey Porter had 17.5 sacks.

VERNON AMONG AFC SACK LEADERS

Olivier Vernon had 11.5 sacks, which was tied for third overall in the AFC.

PLAYER	MOST SACKS, NFL	
	TEAM	SACKS
1. Robert Mathis	IND	19.5
2. Mario Williams	BUF	13.0
3t. Chandler Jones	NE	11.5
3t. Olivier Vernon	MIA	11.5
5t. Tamba Hali	KC	11.0
5t. Justin Houston	KC	11.0

PLAYER OF THE WEEK FIRST

Olivier Vernon is the only player in team history to earn recognition as both AFC Defensive and Special Teams Player of the Week honors during their Dolphins career. Vernon was named as the AFC Defensive Player of the Week for Week 13 of the 2013 season for his three-sack and 10-tackle performance at the New York Jets. In 2012, he was honored as the AFC Special Teams Player of the Week following his Week 8 performance when he registered his first career touchdown as he recovered a blocked punt in the endzone and then went on to record his first career field goal block in a 30-9 road victory over the Jets on October 28. No player in team history has captured both the AFC Special Teams and Offensive honors.

STARKS PICKS

Randy Starks recorded the fourth interception of his career when he intercepted an Andy Dalton pass at Cincinnati (10/7/12). The interception increased his career total to four, which is tied for second among active defensive tackles.

PLAYER	MOST INTERCEPTIONS BY A DEFENSIVE TACKLE (AMONG ACTIVE PLAYERS)	
	TEAM	INT
Kevin Williams	MIN	5
Randy Starks	MIA	4
Darnell Dockett	AZ	4
Jonathan Babineaux	ATL	3
Haloti Ngata	BAL	3
Justin Smith	SF	3

With his interception at Cincinnati, Starks increased his franchise record for most interceptions by a defensive lineman. The ninth year pro has four interceptions as a member of the Dolphins which is twice as many as Bill Stanfill, who registered two during his eight year career with the Dolphins (1969-1976).

WAKE ALL-TIME UNDRAFTED SACKER

Cameron Wake has 51.5 sacks on his career, the most by an undrafted player in team history.

PLAYER	ALL TIME UNDRAFTED MIAMI DOLPHIN SACK LEADERS		
	YEARS	SACKS	YARDS
Cameron Wake	2009-13	51.5	313.5
Adewale Ogunleye	2001-03	25.0	136
Brian Sochia	1986-91	15.0	-
Jay Williams	2002-04	10.5	55.5
Chuck Klingbeil	1991-95	7.5	50.5

TWO OR MORE SACKS IN TEAM HISTORY

Cameron Wake has nine games with two or more sacks, the fourth most in team history.

NAME	MOST CAREER GAMES WITH TWO-OR-MORE SACKS IN DOLPHINS HISTORY (Since 1982)	
	MULTI-SACK GAMES	
1. Jason Taylor	25	
2. Trace Armstrong	12	
3. Jeff Cross	12	
4. Cameron Wake	9	
5. Doug Betters	8	
6. Bryan Cox	7	
7. Joey Porter	7	

WAKE AMONG ALL-TIME UNDRAFTED SACKERS NFL HISTORY

Cameron Wake has 51.5 sacks on his career, the 11th most by an undrafted player since 1982.

PLAYER	MOST SACKS BY UNDRAFTED PLAYERS IN NFL HISTORY (1982-2013)	
	YEARS	SACKS
1. Reggie White	1985-2000	198.0
2. John Randle	1990-2003	137.5
3. William Fuller	1986-1998	100.5
4. Lee Williams	1984-1993	82.5
5. Adewale Ogunleye	2001-2010	67.0
6. James Harrison	2004-2013	66.0
7. James Hall	2000-2011	63.0
8. Keith Willis	1982-1993	59.0
9. Chris Clemons	2004-2013	58.0
10. Greg Brown	1981-1987	52.5
11. Cameron Wake	2009-2013	51.5
12. Joseph Nash	1982-1996	47.5

MULTI-SACK WAKE

Cameron Wake recorded his second multi-sack game of 2013 vs. Cincinnati (10/31) with 3.0 sacks. It was the 11th time in his career that Wake notched a multi-sack game.

CAMERON WAKE'S MULTI SACK GAMES		
DATE	OPP	SACKS
9/30/12	at AZ	4.5
10/31/13	vs. CIN	3.0
2/9/12	at SF	3.0
10/17/10	at GB	3.0
9/8/13	at CLE	2.5
10/4/09	vs. BUF	2.5
11/7/10	at BAL	2.0
12/12/10	at NYJ	2.0
10/23/11	vs. DEN	2.0
12/5/10	vs. CLE	1.5
12/2/12	vs. NE	1.5

WAKE SACKS FROM 2009-13

Cameron Wake has 51.5 sacks on his career, the fifth most of all players from 2009-13.

PLAYER	TEAM	SACKS
1. Jared Allen	MIN	71.0
2. DeMarcus Ware	DAL	63.5
3. Robert Mathis	IND	57.5
4. Tamba Hali	KC	55.0
5. Cameron Wake	MIA	51.5

MOST SACKS, TEAM HISTORY

With a sack vs. New England (12/15) Cameron Wake now has 51.5 sacks in his career. He has the seventh most sacks in team history.

MOST SACKS, TEAM HISTORY

PLAYER	YEARS	SACKS
1. Jason Taylor	1997-2011	131.0
2. Bill Stanfill	1969-76	67.5
3. Doug Betters	1978-87	65.5
4. Vern Den Herder	1971-81	64.0
5. Jeff Cross	1988-95	59.5
6. Trace Armstrong	1995-2000	56.5
7. Cameron Wake	2009-12	51.5
8t. Bob Baumhower	1977-86	39.5
8t. Kim Bokamper	1977-85	39.5
10. A.J. Duhe	1977-84	38.5
11. Manny Fernandez	1968-75	35.0

ELLERBE INTERCEPTIONS

Dannell Ellerbe's second quarter interception of Jets quarterback Geno Smith (12/1) was the second of 2013 for the linebacker. The interception also marks a season and career high for Ellerbe. Ellerbe's two interceptions thus far in the 2013 season are the most by a Dolphins linebacker in a season since Akin Ayodele also had two interceptions in 2008.

JONES SCORES

Reshad Jones recorded his first interception of the season vs. Baltimore (10/6) that he returned 25 yards for a touchdown. This was the safety's seventh career interception and first career touchdown. This was the first interception return for a touchdown by a Dolphins safety since Brock Marion had a 100-yard return vs. Buffalo (1/6/2002).

JONES SACKS

Reshad Jones notched a sack vs. Buffalo (10/20). With the sack Jones is tied for fourth place in team history for most sacks by a Dolphins defensive back.

MOST SACKS BY A DEFENSIVE BACK, TEAM HISTORY

PLAYER	YEARS	SACKS
1. Jeremiah Bell	2004-11	11.0
2. Patrick Surtain	1998-2004	6.5
3. Liffort Hobley	1987-93	6.0
4t. Reshad Jones	2010-13	5.5
4t. Jerry Wilson	1996-2000	5.5
6t. Will Allen	2006-11	4.0
6t. Calvin Jackson	1994-99	4.0
6t. Nate Jones	2008-11	4.0

GRIMES TIME

Brent Grimes returned an interception 94 yards for a touchdown vs. Cincinnati (10/31). The 94-yard return was the fourth longest in Dolphins history.

LONGEST INTERCEPTION RETURNS IN DOLPHINS HISTORY

103t	Louis Oliver (10/4/92 at Buffalo), Jim Kelly
100t	Brock Marion (1/6/02 vs. Buffalo), Travis Brown
96t	Dick Anderson (11/24/68 at Boston), Tom Sherman
94t	Brent Grimes (10/31/13 vs. Cincinnati), Andy Dalton
91t	Terrell Buckley (10/13/96 at Buffalo), Jim Kelly

GRIMES PICKS WITH DOLPHINS

Brent Grimes had four interceptions in his first season with the Dolphins. This was the fifth highest total by a free agent that joined Miami.

MOST INTERCEPTIONS BY A FREE AGENT, TEAM HISTORY

Year	Name	INT
1966	Willie West	8
2000	Brian Walker	7
1966	Jimmy Warren	5
1979	Neal Colzie	5
2013	Brent Grimes	4

ROOKIE KICKS

Caleb Sturgis connected on a 54-yard field goal at Indianapolis (9/15), the second longest by a rookie in team history.

LONGEST FIELD GOALS BY DOLPHINS ROOKIE

59	Pete Stoyanovich (11/12/89 at N.Y. Jets)
54	Caleb Sturgis (9/15/13 at Indianapolis)
53	Uwe von Schamann (10/21/79 at New England)
51	Uwe von Schamann (11/5/79 vs. Houston)
*51	Fuad Reveiz (1/4/86 vs. Cleveland)
50	Caleb Sturgis (9/22/13 vs. Atlanta)
50	Dan Carpenter (12/7/08 vs. Buffalo at Toronto)
49	Caleb Sturgis (9/8/13 at Cleveland)

* - Playoff Game

ROOKIE POINT RECORD

Caleb Sturgis had 111 points in 2013, the second most by a Dolphins rookie in team history.

MOST POINTS BY A DOLPHIN ROOKIE

PTS	PLAYER
116	Fuad Reveiz (1985), 50 XPs, 22 Fgs
111	Caleb Sturgis (2013), 33 XPs, 26 FGs
103	Dan Carpenter (2008), 40 XPs, 21 FGs
99	Uwe von Schamann (1979), 36 XPs, 21 FGs

ROOKIE FG RECORD

With a 32-yard field goal vs. New England (12/15), Caleb Sturgis finished with 26 field goals, the most by a Dolphins rookie in team history.

MOST FIELD GOALS BY A DOLPHIN ROOKIE

FG	PLAYER
26	Caleb Sturgis (2013), 34 att.
22	Fuad Reveiz (1985), 27 att.
21	Uwe von Schamann (1979), 29 att.
21	Dan Carpenter (2008), 25 att.

STURGIS GOES FOR 50

Caleb Sturgis has connected on three field goals of 50 or more yards this season tied for the second most in team history in a single season.

MOST 50+ FIELD GOALS IN TEAM HISTORY - SINGLE SEASON

50+FG	NAME	SEASON
4	Olindo Mare	2003
4	Dan Carpenter	2010
3	Caleb Sturgis	2013
3	Garo Yepremian	1972
3	Pete Stoyanovich	1991
3	Pete Stoyanovich	1992
3	Olindo Mare	1999

DENNEY SETS RECORD

John Denney has now played in all 144 games of his nine-year career with the Dolphins. He passed Jason Taylor for first place in Dolphin history for most consecutive games played vs. Atlanta (9/22).

MOST CONSECUTIVE DOLPHIN GAMES PLAYED

PLAYER	YEARS	NO
1. John Denney	2005-13	144 (active)
2. Jason Taylor	1999-07	130
3. Jim Langer	1970-79	128
4. Garo Yepremian	1970-78	127
5. Bob Baumhower	1977-84	125

LONG PUNT FOR FIELDS

Brandon Fields 74-yard punt at Buffalo (12/22) was the third longest punt in team history. Coincidentally, the top three punts in team history have taken place at Buffalo.

LONGEST PUNTS, TEAM HISTORY

77 Reggie Roby (11/29/87 at Buffalo)
77 Matt Turk (11/25/01 at Buffalo)
74 Brandon Fields (12/22/13 at Buffalo)
73 Larry Seiple (11/14/71 vs. Pittsburgh)
73 Reggie Roby (9/28/86 vs. San Francisco)
73 Reggie Roby (10/5/86 at New England)

FIELDS INSIDE 20

Brandon Fields had six punts inside the 20 yard line at Buffalo 12/22). The six punt downed inside the 20 were the most by a Dolphins punter since 1976.

MOST PUNTS INSIDE-THE-20, SINGLE GAME (SINCE 1976)

IN 20	PLAYER (DATE)	PUNTS
6	Brandon Fields (12/22/13 at Buffalo)	10 punts
5	Brandon Fields (11/20/11 vs. Buffalo)	7 punts
5	Matt Turk (11/16/03 vs. Baltimore)	7 punts
5	Matt Turk (1/6/02 vs. Buffalo)	5 punts

FIELDS IS DOLPHINS LEADER

Brandon Fields has established himself as one of the most productive punters in NFL history:

HIGHEST PUNTING AVERAGE, NFL HISTORY (SINCE 1939)

PLAYER	TEAM	G	PUNT	YDS	AVG.
1. Shane Lechler	HOU	222	1102	52404	47.6
2. Thomas Morstead	NO	80	296	13936	47.1
3. Brandon Fields	MIA	112	536	25092	46.8
4. Andy Lee	SF	160	869	40099	46.1
5. Britton Colquitt	SD	64	319	14616	45.8

Fields' 46.8 yard average and 39.3 net average are the highest in team history:

HIGHEST PUNTING AVERAGE, TEAM HISTORY

PLAYER	YEARS	AVG.
1. Brandon Fields	2007-13	46.8
2. Reggie Roby	1983-92	43.3
3. Matt Turk	2000-04	41.0

HIGHEST NET PUNTING AVERAGE, TEAM HISTORY

PLAYER	YEARS	AVG.
1. Brandon Fields	2007-13	39.3
2. Matt Turk	2000-04	36.5
3. Reggie Roby	1983-92	36.1

Fields' 48.8 punting average in 2013 was the second highest mark in the NFL:

HIGHEST PUNTING AVERAGE, NFL HISTORY (SINCE 1939)

PLAYER	TEAM	PUNT	YDS	AVG.
1. Marquette King	OAK	84	4107	48.9
2. Brandon Fields	MIA	85	4150	48.8
3. Andy Lee	SF	79	3804	48.2
4. Brad Nortman	CAR	70	3344	47.8
5. Shane Lechler	HOU	88	4189	47.6

BLOCKED PUNTS

Jimmy Wilson blocked his third career punt at Pittsburgh (12/13). He blocked his second career punt at the New York Jets (10/28/12) and first vs. Philadelphia (12/11/11).

MOST BLOCKED PUNTS, TEAM HISTORY

NO	PLAYER	YEARS
3	Jimmy Wilson	2011-13
3	Tim Foley	1970-80
2	Curtis Johnson	1970-78
2	William Judson	1982-89
2	Marc Logan	1989-91

THIGPEN GOES FOR 50

Marcus Thigpen's 50 yard reception in the second quarter at New Orleans (9/30) was the longest reception of his career and only his second career catch. His only previous catch went for 15 yards vs. Jacksonville (12/16/12). He now has notched a reception, kickoff return and punt return of 50 or more yards. This last player in Dolphins history to accomplish this feat was Ted Ginn Jr.

2013 POSITION-BY-POSITION BREAKDOWN

QUARTERBACKS (3)

NO	NAME	HT	WT	EXP	COLLEGE
7	Pat Devlin	6-3	225	3	Delaware
8	Matt Moore	6-3	202	7	Oregon St
17	Ryan Tannehill	6-4	222	2	Texas A&M

Veteran Additions: N/A. Draft Choices/College Free Agents: Losses from 2012: None

Pat Devlin was inactive all 16 games this season...Started once, played in a reserve role three preseason games, and did not play once...Matt Moore was 2-6 for 53 yards with no touchdowns and two interceptions for a rating of 27.1...Played in a reserve role once and did not play 15 games this season...On Dec. 22nd at Buffalo entered the game in the fourth quarter following a knee injury to Ryan Tannehill and was 2-6 for 53 yards with no touchdowns and two interceptions...Had a 50-yard completion to Brian Hartline in that contest...Ryan Tannehill was 355-588 for 3,913 yards with 24 touchdowns and 17 interceptions for a 81.7 rating and had 40 rushes for 238 yards and one touchdown...Also lost five fumbles...Led the Dolphins in rushing once this season...Started all 16 games this year.

RUNNING BACKS (4)

NO	NAME	HT	WT	EXP	COLLEGE
23	Mike Gillislee	5-11	213	R	Florida
26	Lamar Miller	5-10	218	2	Miami
33	Daniel Thomas	6-1	233	3	Kanas St.
34	Marcus Thigpen	5-9	193	2	Indiana

Veteran Additions: N/A. Draft Choices/College Free Agents: Mike Gillislee (05a). Losses from 2012: Reggie Bush (Detroit).

Mike Gillislee had six rushes for 21 yards...Played in a reserve role three times, did not play once and was inactive 12 games this season...Made his Dolphin and NFL debut in a reserve role on Dec. 1st at N.Y. Jets and had six carries for 21 yards...Fifth round draft pick (164th selection overall) of the Dolphins in the 2013 draft...Lamar Miller led the Dolphins in rushing with 177 carries for 709 yards and two touchdowns and added 26 catches for 170 yards...Led the Dolphins in rushing 11 games this season...Started 15 times this season and played in a reserve role once...Suffered a concussion on Dec. 8th at Pittsburgh that forced him permanently from the game...Marcus Thigpen had six rushes for 18 yards, eight catches for 97 yards and one touchdown, 34 punt returns for 264 yards (an average of 7.8 yards per return) and 39 kickoff returns for 878 yards (an average of 22.5 yards per return)...Played in a reserve role all 16 games this season...On Dec. 15th vs. New England had two catches for 23 yards and one touchdown...Daniel Thomas had 109 carries for 406 yards and four touchdowns and has 15 catches for 63 yards and two touchdowns...Led the Dolphins in rushing four times this season...Started once, played in a reserve role 14 times and was inactive Dec. 1st at N.Y. Jets due to an ankle injury sustained on Nov. 24th vs. Carolina.

WIDE RECEIVERS (4)					
NO	NAME	HT	WT	EXP	COLLEGE
11	Mike Wallace	6-0	199	5	Mississippi
14	Marlon Moore	6-0	190	4	Fresno St.
18	Rishard Matthews	6-0	210	2	Nevada
82	Brian Hartline	6-2	199	5	Ohio St.

Veteran Additions: Brandon Gibson (St. Louis), Marlon Moore (San Francisco), Mike Wallace (Pittsburgh). Draft Choices/College Free Agents: N/A. Losses from 2012: Davone Bess (Cleveland), Marlon Moore (San Francisco).

Brian Hartline led the Dolphins in receptions and in reception yardage with 76 catches for 1016 yards and four touchdowns...His 76 catches surpasses his former single season career high of 74 catches, which he set in 2012...Has led the Dolphins in receptions four times and in reception yardage four times...Started 15 times and played in a reserve role once this season...Rishard Matthews had 41 catches for 448 yards and two touchdowns...Led the team in receptions once and in receiving yardage twice...Had one game of double figure receptions (11 catches on Nov. 11th at Tampa Bay) and the Dolphins are 0-1 in those contests...Has one game of 100 or more yards in receptions (120 yards on Nov. 11th at Tampa Bay) and the Dolphins are 0-1 in those contests...Started five times and played in a reserve role 11 games this season...Marlon Moore had six catches for 56 yards this season...Played in a reserve role eight times this season...On Dec. 29th vs. N.Y. Jets had three catches for 25 yards...On Dec. 15th vs. New England had one catch for 11 yards...On Nov. 24th vs. Carolina had two catches for 20 yards...Signed by the Dolphins as a free agent on Nov. 4th...Rejoined Miami's roster after spending the first eight weeks of the 2013 season as a member of the San Francisco 49ers...Mike Wallace had 73 catches for 930 yards and five touchdowns...Also had three rushes for 33 yards...His 73 catches is the highest single season reception total of his career, surpassing his 72 catches as a member of the Pittsburgh Steelers in 2011...Led the Dolphins in receptions seven times and in receiving yardage seven times...Started all 16 games this year...Has caught a pass in 71 straight games -- the last time he didn't record a reception was on Nov. 29, 2009 at Baltimore as a member of the Pittsburgh Steelers...Signed by the Dolphins as an unrestricted free agent from the Pittsburgh Steelers on March 12, 2013.

TIGHT ENDS (3)					
NO	NAME	HT	WT	EXP	COLLEGE
42	Charles Clay	6-3	250	3	Tulsa
80	Dion Sims	6-4	265	R	Mich State
84	Michael Egnew	6-5	255	2	Missouri

Veteran Additions: N/A. Draft Choices/College Free Agents: Dion Sims (D4b). Losses from 2012: Anthony Fasano (Kansas City), Jeron Mastrud (Free Agent).

Charles Clay had seven rushes for 15 yards and a touchdown and 69 catches for 759 yards and six touchdowns...His receptions, receiving yardage, and touchdown catches all represent single season career highs...Ranked third in the AFC and seventh in the NFL in receptions and was fourth in the AFC and tenth in the NFL in reception yardage among tight ends...Led the team in receptions five times this season and in reception yardage twice...Started 15 games this season and played in a reserve role once...Michael Egnew had seven catches for 86 yards...Started five times this season, played in a reserve role ten times and did not play once...On Dec. 15th vs. New England had two catches for 25 yards...Had one catch for five yards on Nov. 24th vs. Carolina...Had one catch for seven yards on Nov. 11th at Tampa Bay...Had one catch for 13 yards on Oct. 31st vs. Cincinnati...Had one catch for 11 yards on Oct. 27th at New England...On Sept. 22nd vs. Atlanta had one catch for eight yards, his first NFL reception...Made his first NFL start on Sept. 8th at Cleveland...Dion Sims had six catches for 32 yards and one touchdown...Started five games this season when the Dolphins opened up with two tight ends, played in a reserve role ten times, and was inactive once...On Dec. 15th vs. New England had one catch for six yards...On Dec. 8th at Pittsburgh had one catch for seven yards...On Dec. 1st at N.Y. Jets had one catch for eight yards...On Oct. 21st at New England had one catch for four yards...On Sept. 22nd vs. Atlanta had one catch, a one-yard touchdown reception from Ryan Tannehill...Fourth round draft pick (106th selection overall) of the Dolphins in the 2013 draft.

OFFENSIVE LINEMEN (9)					
Center					
NO	NAME	HT	WT	EXP	COLLEGE
51	Mike Pouncey	6-5	303	3	Florida
65	Sam Brenner	6-2	310	R	Utah
Guard					
NO	NAME	HT	WT	EXP	COLLEGE
62	Danny Watkins	6-3	310	3	Baylor
66	David Arkin	6-5	310	2	Missouri St
74	John Jerry	6-5	328	4	Mississippi
75	Nate Garner	6-7	317	6	Arkansas
Tackle					
NO	NAME	HT	WT	EXP	COLLEGE
70	Dallas Thomas	6-5	315	R	Tennessee

77	Tyson Clabo	6-6	303	9	Wake Forest
78	Bryant McKinnie	6-8	352	12	Miami (FL)

Veteran Additions: David Arkin (Dallas), Tyson Clabo (Atlanta), Danny Watkins (Philadelphia). Draft Choices/College Free Agents: Sam Brenner (CFA), Dallas Thomas (D3a). Losses from 2012: Patrick Brown (Free Agent), Jake Long (St. Louis), Josh Samuda (waived).

David Arkin played in a reserve role once and was inactive seven times since joining the Dolphins...Made his NFL and Dolphin debut in a reserve role on Nov. 24th vs. Carolina...Was signed by the Dolphins on Nov. 5th off the Dallas Cowboys' practice squad...Sam Brenner started at left guard four games and played in a reserve role three times...Made his Dolphin and NFL debut in a start at left guard on Nov. 17th vs. San Diego...Had been activated from the Dolphins practice squad on Nov. 16th...Until that point had been on the team's practice squad all season...Was signed to the practice squad on Sept. 2nd after being waived by the Dolphins on August 31st...Originally joined the Dolphins as an undrafted free agent...Tyson Clabo started 15 games at right tackle this season and did not play once...Made his Dolphin debut in a start at right tackle on September 8th at Cleveland...Signed by the Dolphins as a free agent on May 5, 2013...Nate Garner started four games at left guard, twice at center (his first career starts at center) and played in a reserve role 12 times this season...John Jerry started all 16 games this season at right guard...Suffered a concussion on Dec. 1st at N.Y. Jets...Is the only Dolphins offensive lineman who has started every game this season...Bryant McKinnie started at left tackle the last ten games...Made his Dolphin debut in a start at left tackle on Oct. 27th at New England...Acquired by the Dolphins from the Baltimore Ravens in exchange for an undisclosed draft choice...Re-signed by the Ravens on May 2, 2013. Mike Pouncey started 14 games at center this season and was inactive on Nov. 24th vs. Carolina and Nov. 17th vs. San Diego because of an illness...Dallas Thomas played in a reserve role six times, did not play once, and was inactive nine games of the year...Made his Dolphin and NFL debut in a reserve role on Nov. 17th vs. San Diego...Third round draft pick (77th overall selection) of the Dolphins in the 2013 draft...Danny Watkins played in a reserve role once and was inactive 15 games this season...Made his Dolphin debut in a reserve role on Nov. 17th vs. San Diego...Signed by the Dolphins as a free agent on September 3, 2013.

DEFENSIVE LINEMEN (8)					
NO	NAME	HT	WT	EXP	COLLEGE
50	Olivier Vernon	6-2	268	2	Miami
79	Derrick Shelby	6-2	270	2	Utah
90	A.J. Francis	6-5	316	R	Maryland
91	Cameron Wake	6-3	250	5	Penn State
94	Randy Starks	6-3	305	10	Maryland
95	Dion Jordan	6-6	248	R	Oregon
96	Paul Soliai	6-4	355	7	Utah
98	Jared Odrick	6-5	304	4	Penn State

Veteran Additions: N/A. Draft Choices/College Free Agents: A.J. Francis (CFA), Dion Jordan, (DI). Losses from 2012: Tony McDaniel (Seattle), Kheeston Randall (waived).

A.J. Francis was signed by the Dolphins on Nov. 26th off the New England Patriots' practice squad...Was with the Dolphins during training camp prior to being waived on Aug. 31st...Dion Jordan had two sacks for 18 yards in losses...Played in a reserve role all 16 games this season...On Nov. 24th vs. Carolina had one tackle, an eight-yard sack of Panther quarterback Cam Newton...On Oct. 6th vs. Baltimore hurried Ravens quarterback Joe Flacco and tipped his pass, which was intercepted by Reshad Jones and returned for a touchdown...On Sept. 8th at Cleveland made his NFL and Dolphin debut in a reserve role and had one sack, tackling Browns quarterback Brandon Weeden for a ten-yard loss...First round draft pick (third selection overall) of the Dolphins in the 2013 draft...Jared Odrick ranked third on the Dolphins in sacks with 4.5 sacks for a total of 31 yards in losses...Started five games and played in a reserve role 11 times this season...Derrick Shelby had 2.5 sacks for 12 yards in losses this season...Started once and played in a reserve role 15 times this season...On Oct. 31st vs. Cincinnati had a half-sack for two yards, sharing a four-yard sack of Bengals' quarterback Andy Dalton with Jared Odrick...Made his first career start on Sept. 30th at New Orleans...On Sept. 15th at Indianapolis had two tackles including one sack, tackling Colts quarterback Andrew Luck for a one-yard loss and forcing him to fumble on the play...On Sept. 8th at Cleveland had one sack, tackling Browns quarterback Brandon Weeden for a nine-yard loss and also forced Weeden to fumble on the play...It was his first career sack...Paul Soliai had 34 tackles and one sack for nine yards in losses this season...Started 15 games this year and was inactive on Sept. 22nd vs. Atlanta due to a knee injury...Randy Starks had 49 tackles and four sacks for 27.5 yards in losses...Finished second on the team in tackles once this season...Started 14 times and played in a reserve role twice this season...Olivier Vernon had 57 tackles and led the Dolphins with 11.5 sacks for 65 yards in losses this season...Ranked tied for third in the AFC and tied for seventh in the NFL in sacks...Started 15 games this season and played in a reserve role once...Cameron Wake was second on the Dolphins with 8.5 sacks for a total of 56 yards in losses...Also had two points via a safety...Started 15 games this season and was inactive on Sept. 30th at New Orleans due to a knee injury.

LINEBACKERS (7)

NO	NAME	HT	WT	EXP	COLLEGE
45	Austin Spitler	6-2	250	4	Ohio State
52	Philip Wheeler	6-2	240	6	Ga. Tech
53	Jelani Jenkins	6-0	243	R	Florida
55	Koa Misi	6-3	257	4	Utah
56	Jonathan Freeny	6-2	250	2	Rutgers
59	Dannell Ellerbe	6-1	240	4	Georgia
93	Jason Trusnik	6-4	250	7	Ohio North

Veteran Additions: Dannell Ellerbe (Baltimore), Philip Wheeler (Oakland). Draft Choices/College Free Agent: Jelani Jenkins (D4a). Losses from 2012: Kevin Burnett (Oakland), Karlos Dansby (Arizona).

Dannell Ellerbe ranked third on the Dolphins in tackles with 101 stops, had one sack for five yards in losses and had two interceptions he returned a total of 25 yards...It was the first time in his career he recorded 100 or more tackles...His two interceptions is the most by a Dolphins linebacker in a season since Akin Ayodele had two INTs in 2008...Started 15 games this season and was inactive once (Oct. 20th vs. Buffalo) due to a shoulder injury...Suffered a shoulder injury on Oct. 6th vs. Baltimore and did not return...Signed by the Dolphins as an unrestricted free agent from the Baltimore Ravens on March 12, 2013...Jonathan Freeny ranked second on the Dolphins with ten special teams tackles...Played in a reserve role 16 times this season... Jelani Jenkins had six special teams tackles this season...Played in a reserve role all 16 games this season...Made his NFL and Dolphin debut in a reserve role on Sept. 8th at Cleveland...Fourth round draft pick (104th selection overall) of the Dolphins in the 2013 draft...Koa Misi had 54 tackles and two sacks for 16 yards in losses this season...Stated 12 games, played in a reserve role three times, and was inactive on Nov. 11th at Tampa Bay because of a knee injury suffered on Oct. 31st vs. Cincinnati...Austin Spitler ranked tied for third on the team with eight special teams tackles...Played in a reserve role 12 times this season...Was re-signed by the Dolphins as a free agent on Oct. 2nd...Had been waived by Miami on August 31st...Started once and played in a reserve role first four preseason games... Jason Trusnik ranked tied for third on the team with eight special teams tackles...Started twice and played in a reserve role 14 games this year...Philip Wheeler for the season finished first on the Dolphins in tackles with 118 stops, had 0.5 sacks for 2.5 yards in losses and had seven passes defended...Signed by the Dolphins as an unrestricted free agent from the Oakland Raiders on March 12, 2013.

DEFENSIVE BACKS (10)

Cornerback

NO	NAME	HT	WT	EXP	COLLEGE
21	Brent Grimes	5-10	183	7	Shippensburg
22	Jamar Taylor	5-10	192	R	Boise State
28	Nolan Carroll	6-1	202	4	Maryland
29	Will Davis	5-11	190	R	Utah St.
31	Michael Thomas	5-11	196	1	Stanford
37	Jalil Brown	6-1	205	3	Colorado
41	Chris Owens	5-9	180	5	San Jose St

Safety

NO	NAME	HT	WT	EXP	COLLEGE
20	Reshad Jones	6-1	214	4	Georgia
27	Jimmy Wilson	5-11	185	3	Montana
30	Chris Clemons	6-1	214	4	Clemson
36	Don Jones	5-11	200	R	Ark. State
44	Jordan Kovacas	5-10	210	R	Michigan

Veteran Additions: Jalil Brown (Indianapolis), Brent Grimes (Atlanta), Chris Owens (Cleveland), Michael Thomas (SF). Draft Choices/College Free Agents: Will Davis (D3b), Don Jones (D7), Jamar Taylor (D2), Jordan Kovacas (CFA).. Losses from 2012: S Jonathan Amaya (Arizona), S Tyrone Culver (Free Agent), CB Richard Marshall (Contract Terminated), CB Bryan McCann (New England), S Kelcie McCray (Tampa Bay), CB Sean Smith (Kansas City).

Jalil Brown was inactive twice...Was awarded off waivers from the Indianapolis Colts on Dec. 17th...Joined Miami after spending the past seven weeks of the 2013 season with the Indianapolis Colts where he saw action in five games, recording four tackles...Nolan Carroll had 46 tackles, 12 passes defended, two sacks for 16 yards in losses, and three interceptions he returned for 24 yards...His three interceptions is a single season career high...Started 12 times and played in a reserve role four times this season...Suffered a concussion in the second quarter on Oct. 31st vs. Cincinnati and did not return to the game...Chris Clemons ranked fourth on the team with 89 tackles this season, had one interception without a return and eight passes defended...Led the Dolphins in tackles four times this season and has finished second twice...

Had two games of double figure tackles...Started 16 games this season...Will Davis played in a reserve role five times, did not play once, and was inactive ten games this season...Saw extensive action on Dec. 15th following injuries to Nolan Carroll and Brent Grimes and had seven tackles...Made his Dolphin and NFL debut in a reserve role on Sept. 22nd vs. Atlanta...Third round draft pick (93rd selection overall) of the Dolphins in the 2013 draft...Brent Grimes had 60 tackles, led the Dolphins with 16 passes defended, and was tied for the team lead in interceptions with four picks he returned a total of 102 yards and one touchdown...Started all 16 games this season...Made his Dolphin debut in a starting role on Sept. 8th at Cleveland...Signed by the Dolphins as an unrestricted free agent from the Atlanta Falcons on March 30, 2013... Don Jones finished first on the Dolphins with 11 special teams tackles...Played in a reserve role all 16 games this season...Had four special teams tackles on Oct. 31st vs. Cincinnati...On Sept. 22nd vs. Atlanta forced a fumble by the Falcons' Harry Douglas that was recovered by John Denney...Made his NFL and Dolphin debut in a reserve role on Sept. 8th at Cleveland...Seventh round draft pick (250th selection overall) of the Dolphins in the 2013 draft...Reshad Jones finished second on the Dolphins in tackles with 107 stops, had 1.5 sacks for nine yards in losses and has one interception he returned 25 yards for a touchdown...It marked the first time in his career he recorded 100 or more tackles in a season...Led the team in tackles three times and was second four times...Had three games of double figure tackles...Started all 16 games this season...Jordan Kovacs played in a reserve role nine times this season...Was signed to the Dolphins' active roster from the team's practice squad on Nov. 27th...Had been signed to the Dolphins' practice squad on Nov. 13th...Was waived by Miami on Nov. 11th...Was activated off the Dolphins practice squad on Oct. 5th...Made his Dolphin and NFL debut in a reserve role on Oct. 6th vs. Baltimore...Chris Owens played in a reserve role once and was inactive once this season with the Dolphins...Made his Dolphin debut in a reserve role on Dec. 29th vs. N.Y. Jets...Was awarded to the Dolphins on Dec. 19th off waivers from the Cleveland Browns...Spent the first 15 weeks of the 2013 season with the Browns where he saw action in 12 games with two starts, recording 51 tackles (40 solo), three passes defended, 2.5 sacks, a forced fumble and a fumble recovery...Jamar Taylor played in a reserve role nine times and was inactive seven games this season...Made his Dolphins and NFL debut in a reserve role on Sept. 30th at New Orleans...Second round draft pick (54th overall selection) of the Dolphins in the 2013 draft...Michael Thomas played in a reserve role three times this season...Has one interception without a return...On Dec. 15th vs. New England made his Dolphin and NFL debut in a reserve role...Joined Miami's roster after spending the past two seasons with the San Francisco 49ers...Thomas spent the 2013 offseason and training camp with 49ers prior to being released on August 31, 2013...Jimmy Wilson For the season had two interceptions he returned 21 yards...Started three times and played in a reserve role 13 games this season.

SPECIALISTS (3)

NO	NAME	HT	WT	EXP	COLLEGE
2	Brandon Fields	6-5	245	7	Michigan St.
9	Caleb Sturgis	5-9	188	R	Florida
92	John Denney	6-5	255	9	BYU

Veteran Additions: N/A. Draft Choices/College Free Agents: Caleb Sturgis (D5b). Losses from 2012: K Dan Carpenter (waived), K Nate Kaeding (Tampa Bay).

John Denney played as a long snapper all 16 games this season...On Sept. 22nd vs. Atlanta recovered a fumbled punt by the Falcons' Harry Douglas on the Atlanta 19-yard line with 1:58 left in the third quarter...The turnover resulted in a Dolphins touchdown to tie the game at 20-20 in a contest the Dolphins went on to win 27-23...Brandon Fields had 85 punts for 4150 yards, an average of 48.8 yards per punt with 33 punts inside the twenty yard line and a net of 42.4 yards...Ranked second in the AFC and in the NFL in punting and was first in the AFC and second in the NFL in net punting...Was selected as the Dolphins' nominee for the 2013 Walter Payton NFL Man of the Year Award...Caleb Sturgis finished first on the Dolphins in scoring with 111 points, going 26-34 in field goals and 33-33 in extra points...Played in all 16 games this season...Converted the first ten field goals of his career before his first miss, a 57-yard attempt on Oct. 6th vs. Baltimore...Fifth round draft pick (166th overall selection) of the Dolphins in the 2013 draft.



MIAMI DOLPHINS 2013 TRANSACTIONS

Date	Pos.	Player/Coach	Transaction	
Jan. 1	OT	Jeff Adams	Signed to Reserve/Future contract	
	DT	Chas Alecxih	Signed to Reserve/Future contract	
	WR	Jeff Fuller	Signed to Reserve/Future contract	
	T	Andrew McDonald	Signed to Reserve/Future contract	
	CB	De'Andre Presley	Signed to Reserve/Future contract	
	WR	Brian Tyms	Signed to Reserve/Future contract	
Jan 3	OL	Chandler Burden	Signed to Reserve/Future contract	
Jan 30		Zac Taylor	Promoted to Quarterbacks Coach	
		Marwan Maalouf	Named Assistant Special Team Coach	
		Charlie Bullen	Promoted to Assistant Defensive Line	
		Ben Johnson	Promoted to Assistant Quarterbacks Coach	
March 4	DT	Randy Starks	Designated Franchise Player	
March 8	WR	Brian Hartline	Re-Signed	
	QB	Matt Moore	Re-Signed	
March 12	S	Chris Clemons	Signed as a UFA	
	WR	Mike Wallace	Signed as a UFA (Pitt.)	
March 13	LB	Dannell Ellerbe	Signed as a UFA (Balt.)	
	LB	Philip Wheeler	Signed as a UFA (Oak.)	
	LB	Kevin Burnett	Contract Terminated	
	LB	Karlos Dansby	Contract Terminated (Post June 1 designation)	
March 15	CB	R.J. Stanford	Re-signed/Exclusive Rights Free Agent	
	TE	Dustin Keller	Signed as a UFA (NYJ)	
March 16	WR	Brandon Gibson	Signed as a UFA (St.L)	
March 19	T	Nate Garner	Signed as a UFA	
	QB	Pat Devlin	Re-signed/Exclusive Rights Free Agent	
March 20	DT	Randy Starks	Signed Franchise Tender	
March 21	LB	Austin Spitzer	Re-signed/Restricted Free Agent	
March 28	G	Lance Louis	Signed as a UFA (Chi.)	
	DT	Vaughn Martin	Signed as a UFA (SD)	
April 1	CB	Brent Grimes	Signed as a UFA (Atl.)	
May 3	FB	Ina Liaina	Signed as an Undrafted College Free Agent	
	S	Jordan Kovacs	Signed as an Undrafted College Free Agent	
	DE	Tristan Okpalaugo	Signed as an Undrafted College Free Agent	
	DE	Emeka Onyenekwu	Signed as an Undrafted College Free Agent	
	DT	Chris Burnette	Signed as an Undrafted College Free Agent	
	DT	A.J. Francis	Signed as an Undrafted College Free Agent	
	LB	Michael Clay	Signed as an Undrafted College Free Agent	
	LB	Alonzo Highsmith	Signed as an Undrafted College Free Agent	
	G	Chris Barker	Signed as an Undrafted College Free Agent	
	C	Sam Brenner	Signed as an Undrafted College Free Agent	
	S	Keelan Johnson	Signed as an Undrafted College Free Agent	
	WR	Jasper Collins	Signed as an Undrafted College Free Agent	
	WR	Chad Bumphis	Signed as an Undrafted College Free Agent	
	RB	Cameron Marshall	Signed as an Undrafted College Free Agent	
	LB	Rob McCabe	Signed as an Undrafted College Free Agent	
	WR	Terrell Sinkfield	Signed as an Undrafted College Free Agent	
	May 6	LB	David Hinds	Signed as an Undrafted College Free Agent
		T	Tyson Clabo	Signed as FA (Atl.)
	May 14	B	Jelani Jenkins	Signed
		DB	Don Jones	Signed
K		Caleb Sturgis	Signed	
May 15	WR	Marvin McNutt	Claimed off Waivers (Phi.)	
	QB	Aaron Corp	Signed as FA	
	LS	Patrick Scales	Waived	
May 16	FB	Rupert Bryan	Signed as an Undrafted College Free Agent	
	DT	Chas Alecxih	Waived/injured	
	WR	Taylor Stockemer	Waived/injured	
May 17	TE	Dion Sims	Signed	
May 20	RB	Mike Gillislee	Signed	
May 28	WR	Courtney Gardner	Signed as an Undrafted College Free Agent	
	WR	Terrell Sinkfield	Waived	
	CB	Jamar Taylor	Signed	
May 30	OL	Brian Thomas	Signed as an Undrafted College Free Agent	
June 10	CB	Will Davis	Signed	
June 11	RB	Evan Rodriguez	Claimed off Waivers (Chi.)	
	RB	Rupert Bryan	Waived	
June 13	WR	Joe Hastings	Signed	
	DT	Tracy Robertson	Signed	
	OL	Dallas Thomas	Signed	
	FB	Ina Liaina	Waived	
	WR	Courtney Gardner	Waived	
July 18	WR	Kenny Stafford	Signed	
July 20	DE	Dion Jordan	Signed	
July 29	WR	Andrell Smith	Signed	
	QB	Aaron Corp	Waived	
July 31	WR	Keenan Davis	Signed	
	WR	Julius Pruitt	Signed	
	WR	Armon Binns	Waived/Injured	
	WR	Jasper Collins	Waived/Injured	
August 3	G	Jeff Braun	Signed	
	G	Brian Thomas	Waived/Injured	
August 6	S	Reshad Jones	Signed Contract Extension	

August 8	RB	Cameron Marshall	Waived/Injured
August 14	QB	Aaron Corp	Signed
	K	Dan Carpenter	Contract Terminated
August 15	DE	Antwan Applewhite	Signed
August 16	LS	John Denney	Signed Contract Extension
August 20	LV	Nathan Williams	Signed
	TE	Dustin Keller	Placed on Injured Reserve
August 21	CB	Richard Marshall	Contract Terminated
August 23	G	Jeff Braun	Waived
	G	Chandler Burden	Waived
	DT	Chris Burnette	Waived
	LB	Alonzo Highsmith	Waived
	WR	Kenny Stafford	Waived
August 27	LB	Michael Clay	Waived
	WR	Jeff Fuller	Waived
	DE	Emeka Onyienekwu	Waived
	WR	Julius Pruitt	Waived
	WR	Andrell Smith	Waived
	LB	Nathan Williams	Waived
	LB	David Hinds	Waived
	FB	Jorvorskie Lane	Waived
	G	Lance Louis	Contract Terminated
August 31	G	Chris Barker	Waived
	C	Sam Brenner	Waived
	WR	Chad Bumphis	Waived
	WR	Keenan Davis	Waived
	DT	A.J. Francis	Waived
	RB	Jonas Gray	Waived
	S	Keelan Johnson	Waived
	S	Jordan Kovacs	Waived
	T	Andrew McDonald	Waived
	WR	Marvin McNutt	Waived
	TE	Kyle Miller	Waived
	DE	Tristin Okpalaugo	Waived
	CB	Julian Posey	Waived
	CB	De'Andre Presley	Waived
	DT	Kheeston Randall	Waived
	DT	Tracey Robertson	Waived
	LB	Lee Robinson	Waived
	LB	Austin Spitler	Waived
	WR	Brian Tyms	Waived
	T	Jeff Adams	Waived/Injured
	QB	Aaron Corp	Waived/Injured
	LB	Antwan Applewhite	Contract Terminated
September 1	FB	Tyler Clutts	Signed
	FB	Evan Rodriguez	Waived
September 2	C	Sam Brenner	Signed to Practice Squad
	S	Jordan Kovacs	Signed to Practice Squad
	DT	Al Lapuaho	Signed to Practice Squad
	WR	Marvin McNutt	Signed to Practice Squad
	TE	Kyle Miller	Signed to Practice Squad
	CB	De'Andre Presley	Signed to Practice Squad
	WR	Brian Tyms	Signed to Practice Squad
	T	Jason Weaver	Signed to Practice Squad
September 3	G	Danny Watkins	Signed
	C/G	Josh Samuda	Waived
September 7	LB	Koa Misi	Signed Contract Extension
September 9		Tom Garfinkel	Named President and CEO of Miami Dolphins and Sun Life Stadium
September 10	QB	Austin Davis	Signed to Practice Squad
	CB	Devin Smith	Signed to Practice Squad
	CB	De'Andre Presley	Released off Practice Squad
	DT	Al Lapuaho	Released off Practice Squad
September 24	DT	Marvin Austin	Signed
	DT	Vaughn Martin	Placed on Injured Reserve
September 30		Jeremy Walls	Named Senior Vice Presiden/ Chief Revenue Officer of Miami Dolphins
October 1	FB	Tyler Clutts	Waived
	S	Kelcie McCray	Waived
October 2	LB	Austin Spitler	Signed
October 5	S	Jordan Kovacs	Signed
October 7	DB	D.J. Campbell	Signed to Practice Squad
October 9	WR	Ryan Spadola	Signed to Practice Squad
October 15	DT	Marvin Austin	Waived
October 19	DT	Isaako Aaitui	Signed
October 22	T	Bryant Mckinnie	Acquired via trade (Bal.)
	LB	Josh Kaddu	Waived
October 29	WR	Brandon Gibson	Placed on Injured Reserve
November 4	G	Richie Incognito	Suspended for Conduct Detrimental to Team
November 5	WR	Marlon Moore	Signed
November 5	G	David Arkin	Signed
November 8		Chris Mosley	Mutually Agreed to Part Ways
November 11	DT	Vaughn Martin	Waived off Reserve/Injured
November 12	S	D.J. Campbell	Signed
	S	Jordan Kovacs	Waived

November 16	C/G	Sam Brenner	Signed
	T	Will Yeatman	Placed on Injured Reserve
November 26	DT	A.J. Francis	Signed
	DT	Isaako Aaitui	Waived
	S	Corey Campbell	Waived
November 27	S	Jordan Kovacs	Signed
November 30	S	D.J. Campbell	Signed
	T	Jonathan Martin	Placed on Reserve/Non-Football Illness List
December 10	CB	Justin Rogers	Signed
	S	Michael Thomas	Signed
	CB	Dimitri Patterson	Placed on Injured Reserve
	CB	R.J. Stanford	Placed on Injured Reserve
December 18	CB	Jalil Brown	Signed
	S	D.J. Campbell	Waived
December 19	CB	Chris Owens	Claimed off Waivers
	CB	Justin Rogers	Waived

2013 MIAMI DOLPHINS TENTATIVE DEPTH CHART

(as of December 29, 2013)

OFFENSE

WR	82	Brian Hartline	14	Marlon Moore		
LT	78	Bryant McKinnie				
LG	75	Nate Garner	65	<u>Sam Brenner</u>	70	<u>Dallas Thomas</u>
C	51	Mike Pouncey	65	<u>Sam Brenner</u>		
RG	74	John Jerry	62	Danny Watkins	66	David Arkin
RT	77	Tyson Clabo				
TE	42	Charles Clay	80	<u>Dion Sims</u>	84	Michael Egnew
WR	11	Mike Wallace				
WR	18	Rishard Matthews				
QB	17	Ryan Tannehill	8	Matt Moore	7	Pat Devlin
RB	26	Lamar Miller	33	Daniel Thomas	34	Marcus Thigpen
					23	<u>Mike Gillislee</u>

DEFENSE

LE	91	Cameron Wake	79	Derrick Shelby		
DT	94	Randy Starks/98 Jared Odrick				
DT	96	Paul Soliai	90	<u>A.J. Francis</u>		
RE	50	Olivier Vernon	95	<u>Dion Jordan</u>		
LB	52	Philip Wheeler	93	Jason Trusnik	45	Austin Spittler
LB	59	Dannell Ellerbe	53	<u>Jelani Jenkins</u>		
LB	55	Koa Misi	56	Jonathan Freeny		
CB	21	Brent Grimes	22	<u>Jamar Taylor</u>	37	Jalil Brown
CB	28	Nolan Carroll	29	<u>Will Davis</u>	41	Chris Owens
S	30	Chris Clemons	27	Jimmy Wilson	36	<u>Don Jones</u>
S	20	Reshad Jones	44	<u>Jordan Kovacs</u>	31	Michael Thomas

SPECIALISTS

P	2	Brandon Fields
K	9	<u>Caleb Sturgis</u>
KO	9	<u>Caleb Sturgis</u>
H	2	Brandon Fields
KOR	34	Marcus Thigpen
PR	34	Marcus Thigpen
LS	92	John Denney

2013 Rookies Underlined

2013 MIAMI DOLPHINS PRONUNCIATION GUIDE

<u>Player</u>		<u>Phonetically</u>
Tyson Clabo	-	CLAY - bow
Michael Egnew	-	EGG-new
Dannell Ellerbe	-	duh - NEL
Mike Gillislee	-	GIL - is - lee
Jelani Jenkins	-	juh - LA - nee
Koa Misi	-	CO-uh, ME-see
Mike Pouncey	-	POUNCE-e
Paul Soliai	-	SO-lee-i
Caleb Sturgis	-	KAY-lib
Ryan Tannehill	-	TAN-uh-hill
Jason Trusnik	-	TRUHS-nick
Olivier Vernon	-	oh-LIV-e-aye
<u>Coach/Staff</u>		<u>Phonetically</u>
Lou Anarumo	-	ann-ah-ROOM-oh
Joe Cimino	-	Chu-MEAN-oh
Naohisa Inoue	-	Now-HE-Sa, IN-ew-way
Darren Krein	-	CRY-eyen
Marwan Maalouf	-	mah-LOOF
Phil McGeoghan	-	muh-GAY-gehn
Dave Puloka	-	Puh-LAH-kuh

MIAMI DOLPHINS NUMERICAL ROSTER

No.	Name	Pos.	Ht.	Wt.	Birthdate	Exp.	College	Hometown	How Acq.
2	Brandon Fields	P	6-5	249	5/21/84	7	Michigan State '07	Toledo, Ohio	D7b, '07
7	Pat Devlin	QB	6-3	225	4/12/88	3	Delaware '11	Exton, Pa.	FA, '11
8	Matt Moore	QB	6-3	216	8/9/84	7	Oregon State '07	Newhall, Calif.	UFA, '11 (Car.)
9	Caleb Sturgis	K	5-9	190	8/9/89	R	Florida '13	St. Augustine, Fla.	D5b, '13
11	Mike Wallace	WR	6-0	195	8/1/86	5	Mississippi '08	New Orleans, La.	UFA, '13 (Pitt)
14	Marlon Moore	WR	6-0	190	9/3/87	4	Fresno State '10	Sacramento, Calif.	FA, '13
17	Ryan Tannehill	QB	6-4	222	7/27/88	2	Texas A&M '12	Big Spring, Texas	D1, '12
18	Rishard Matthews	WR	6-0	210	10/12/89	2	Nevada '12	Santa Ana, Calif.	D7b, '12
20	Reshad Jones	S	6-1	215	2/25/88	4	Georgia '10	Atlanta, Ga.	D5b, '10
21	Brent Grimes	CB	5-10	190	7/19/83	7	Shippensburg '06	Philadelphia, Pa.	UFA, '13 (Atl.)
22	Jamar Taylor	CB	5-10	195	9/29/90	R	Boise State '13	San Diego, Calif.	D2, '13
23	Mike Gillislee	RB	5-11	213	11/1/90	R	Florida '13	DeLand, Fla.	D5a, '13
26	Lamar Miller	RB	5-10	216	4/25/91	2	Miami (FL) '13	Miami, Fla.	D4, '12
27	Jimmy Wilson	S	5-11	205	7/30/86	3	Montana '11	San Diego, Calif.	D7b, '11
28	Nolan Carroll	CB	6-1	205	1/18/87	4	Maryland '10	Green Grove Spring, Fla.	D5a, '10
29	Will Davis	CB	5-11	190	5/8/90	R	Utah State '13	Spokane, Wash.	D3b, '13
30	Chris Clemons	S	6-1	215	9/15/85	5	Clemson '09	Arcadia, Fla.	D5b, '09
31	Michael Thomas	S	5-11	196	3/17/89	1	Stanford '12	Houston, Texas	FA, '13
33	Daniel Thomas	RB	6-1	235	10/29/87	3	Kansas State '11	Hilliard, Fla.	D2, '11
34	Marcus Thigpen	RB	5-9	195	5/15/86	2	Indiana '08	Detroit, Mich.	FA, '12
36	Don Jones	S	5-11	200	5/14/90	R	Arkansas State '13	Town Creek, Ala.	D7, '13
37	Jalil Brown	CB	6-1	204	10/17/87	3	Colorado '11	Phoenix, Ariz.	Wai., '13 (IND)
41	Owens, Chris	CB	5-9	180	12/1/86	5	San Jose State '08	Los Angeles, Calif.	Wai., '13 (Clev.)
42	Charles Clay	TE	6-3	255	2/13/89	3	Tulsa '11	Little Rock, Ark.	D6, '11
44	Jordan Kovacs	S	5-10	210	6/12/90	R	Michigan '13	Curtice, Ohio	FA, '13
45	Austin Spitler	LB	6-2	250	10/26/86	4	Ohio State '10	Bellbrook, Ohio	FA, '13
50	Olivier Vernon	DE	6-2	268	10/7/90	2	Miami (FL) '13	Miami, Fla.	D3a, '12
51	Mike Pouncey	C	6-5	305	7/24/89	3	Florida '11	Lakeland, Fla.	D1, '11
52	Philip Wheeler	LB	6-2	240	12/12/84	6	Georgia Tech '08	Columbus, Ga.	UFA, '13 (Oak)
53	Jelani Jenkins	LB	6-0	243	3/13/92	R	Florida '13	Olney, Md.	D4a, '13
55	Koa Misi	LB	6-3	254	1/17/87	4	Utah '10	Santa Rosa, Calif.	D2, '10
56	Jonathan Freeny	LB	6-2	250	6/15/89	2	Rutgers '11	Margate, Fla.	FA, '12
59	Dannell Ellerbe	LB	6-1	245	11/29/85	5	Georgia '08	Rockingham, N.C.	UFA, '13 (Balt.)
62	Danny Watkins	G	6-3	310	11/6/84	3	Baylor '11	West Kelowna, BC, CA	FA, '13
65	Sam Brenner	C	6-2	310	4/27/90	R	Utah '13	Oceanside, Calif.	FA, '13
66	David Arkin	OL	6-5	310	10/7/87	2	Missouri State '11	Wichita, Kansas	FA, '13
70	Dallas Thomas	G	6-5	315	10/30/89	R	Tennessee '13	Baton Rouge, La.	D3a, '13
74	John Jerry	G	6-5	335	6/14/86	4	Mississippi '10	Batesville, Miss.	D3, '10
75	Nate Garner	G	6-7	320	1/18/85	6	Arkansas '07	Roland, Ark.	Wai., '08 (NYJ)
77	Tyson Clabo	T	6-6	315	10/17/81	9	Wake Forest '02	Knoxville, Tenn.	FA, '13
78	Bryant McKinnie	T	6-8	352	9/23/79	12	Miami (FL) '02	Woodbury, NJ	T, '13 (Balt.)
79	Derrick Shelby	DE	6-2	280	3/4/89	2	Utah '12	Houston, Texas	FA, '12
80	Dion Sims	TE	6-4	265	2/18/91	R	Michigan State '13	Detroit, Mich.	D4b, '13
82	Brian Hartline	WR	6-2	199	11/22/86	5	Ohio State '10	North Canton, Ohio	D4, '09
84	Michael Egnew	TE	6-5	262	11/1/89	2	Missouri '12	Plainview, Texas	D3b, '12
90	A.J. Francis	DT	6-5	316	5/7/90	R	Maryland '13	Severn, Md.	FA, '13
91	Cameron Wake	DE	6-3	258	1/30/82	5	Penn State '05	Hyattsville, Md.	FA, '09
92	John Denney	LS	6-5	255	12/13/78	9	Brigham Young '05	Thornton, Colo.	FA, '05
93	Jason Trusnik	LB	6-4	252	6/6/84	7	Ohio Northern '07	Macedonia, Ohio	UFA, '11 (Clev.)
94	Randy Starks	DT	6-3	305	12/14/83	10	Maryland '05	Waldorf, Md.	UFA, '08 (Tenn.)
95	Dion Jordan	DE	6-6	260	3/5/90	R	Oregon '13	Chandler, Ariz.	D1, '13
96	Paul Soliai	DT	6-4	340	12/30/83	7	Utah '07	Pago Pago, American Samoa	D4, '07
98	Jared Odrick	DT	6-5	302	12/31/87	4	Penn State '10	Lebanon County, Pa.	D1, '10

RESERVE/INJURED LIST

NFL									
Name	Pos.	Ht.	Wt.	Birthdate	Exp.	College	Hometown	Date Placed on List	
Armon Binns	WR	6-3	211	9/8/89	2	Cincinnati '11	Pasadena, Calif.	8/1/2013	
Brandon Gibson	WR	6-0	207	8/13/87	5	Washington State '08	Puyallup, Wash.	10/29/2013	
Dustin Keller	TE	6-2	255	9/25/84	6	Purdue '07	Lafayette, Ind.	8/20/2013	
Will Yeatman	T	6-6	315	4/10/88	3	Maryland '11	San Diego, Calif.	11/16/2013	
Dimitri Patterson	CB	5-10	200	6/18/83	7	Tuskegee '05	Orlando, Fla.	12/10/2013	
RJ Stanford	CB	5-10	190	5/6/88	3	Utah '10	Chino, Calif.	12/10/2013	

RESERVE/NON-FOOTBALL ILLNESS LIST

NFL									
Name	Pos.	Ht.	Wt.	Birthdate	Exp.	College	Hometown	Date Placed on List	
Jonathan Martin	T	6-5	312	8/19/89	2	Stanford '13	North Hollywood, Calif.	11/30/2013	

RESERVE/SUSPENDED LIST

NFL									
Name	Pos.	Ht.	Wt.	Birthdate	Exp.	College	Hometown	Date Placed on List	
Richie Incognito	G	6-3	319	7/5/83	9	Nebraska '04	Englewood, N.J.	11/3/2013	

MIAMI DOLPHINS COACHING STAFF

Head Coach: Joe Philbin (2nd Year)

Assistants: Blue Adams (Assistant Defensive Backs), Lou Anarumo (Defensive Backs), Charlie Bullen (Assistant Defensive Line), Jeff Burris (Defensive Assistant), Dan Campbell (Tight Ends), David Corrao (Assistant Linebackers), Kevin Coyle (Defensive Coordinator), Ben Johnson (Assistant Quarterbacks), Darren Krein (Head Strength and Conditioning), Marwan Maalouf (Assistant Special Teams), Phil McGeoghan (Assistant Wide Receivers), Jeff Nixon (Running Backs), Ken O'Keefe (Wide Receivers), Dave Puloka (Assistant Strength and Conditioning), Darren Rizzi (Special Teams Coordinator), Kacy Rodgers (Defensive Line), Zac Taylor (Quarterbacks).

MIAMI DOLPHINS ALPHABETICAL ROSTER

No.	Name	Pos.	Ht.	Wt.	Birthdate	Exp.	College	Hometown	How Acq.
66	Arkin, David	OL	6-5	310	10/7/87	2	Missouri State '11	Wichita, Kansas	FA, '13
65	Brenner, Sam	C	6-2	310	4/27/90	R	Utah '13	Oceanside, Calif.	FA, '13
37	Brown, Jalil	CB	6-1	204	10/17/87	3	Colorado '11	Phoenix, Ariz.	Wai, '13 (IND)
28	Carrroll, Nolan	CB	6-1	205	1/18/87	4	Maryland '10	Green Grove Spring, Fla.	D5a, '10
77	Clabo, Tyson	T	6-6	315	10/17/81	9	Wake Forest '02	Knoxville, Tenn.	FA, '13
42	Clay, Charles	TE	6-3	255	2/13/89	3	Tulsa '11	Little Rock, Ark.	D6, '11
30	Clemons, Chris	S	6-1	215	9/15/85	5	Clemson '09	Arcadia, Fla.	D5b, '09
29	Davis, Will	CB	5-11	190	5/8/90	R	Utah State '13	Spokane, Wash.	D3b, '13
92	Denney, John	LS	6-5	255	12/13/78	9	Brigham Young '05	Thornton, Colo	FA, '05
7	Devlin, Pat	QB	6-3	225	4/12/88	3	Delaware '11	Exton, Pa.	FA, '11
84	Egnew, Michael	TE	6-5	262	11/1/89	2	Missouri '12	Plainview, Texas	D3b, '12
59	Ellerbe, Dannell	LB	6-1	245	11/29/85	5	Georgia '08	Rockingham, N.C.	UFA, '13 (Balt.)
2	Fields, Brandon	P	6-5	249	5/21/84	7	Michigan State '07	Toledo, Ohio	D7b, '07
90	Francis, AJ	DT	6-5	316	5/7/90	R	Maryland '13	Severn, Md.	FA, '13
56	Freeny, Jonathan	LB	6-2	250	6/15/89	2	Rutgers '11	Margate, Fla.	FA, '12
75	Garner, Nate	G	6-7	320	1/18/85	6	Arkansas '07	Roland, Ark.	Wai, '08 (NYJ)
23	Gillslee, Mike	RB	5-11	213	11/1/90	R	Florida '13	DeLand, Fla.	D5a, '13
21	Grimes, Brent	CB	5-10	190	7/19/83	7	Shippensburg '06	Philadelphia, Pa.	UFA, '13 (Atl.)
82	Hartline, Brian	WR	6-2	199	11/22/86	5	Ohio State '10	North Canton, Ohio	D4, '09
53	Jenkins, Jelani	LB	6-0	243	3/13/92	R	Florida '13	Olney, Md.	D4a, '13
74	Jerry, John	G	6-5	335	6/14/86	4	Mississippi '10	Batesville, Miss.	D3, '10
36	Jones, Don	S	5-11	200	5/14/90	R	Arkansas State '13	Town Creek, Ala.	D7, '13
20	Jones, Reshad	S	6-1	215	2/25/88	4	Georgia '10	Atlanta, Ga.	D5b, '10
95	Jordan, Dion	DE	6-6	260	3/5/90	R	Oregon '13	Chandler, Ariz.	D1, '13
44	Kovacs, Jordan	S	5-10	210	6/12/90	R	Michigan '13	Curtice, Ohio	FA, '13
18	Matthews, Rishard	WR	6-0	210	10/12/89	2	Nevada '12	Santa Ana, Calif.	D7b, '12
78	McKinnie, Bryant	T	6-8	352	9/23/79	12	Miami (FL) '02	Woodbury, NJ	T, '13 (Balt.)
26	Miller, Lamar	RB	5-10	216	4/25/91	2	Miami (FL) '13	Miami, Fla.	D4, '12
55	Misi, Koa	LB	6-3	254	1/17/87	4	Utah '10	Santa Rosa, Calif.	D2, '10
14	Moore, Marlon	WR	6-0	190	9/3/87	4	Fresno State '10	Sacramento, CA	FA, '13
8	Moore, Matt	QB	6-3	216	8/9/84	7	Oregon State '07	Newhall, Calif.	UFA, '11 (Car.)
98	Odrick, Jared	DT	6-5	302	12/31/87	4	Penn State '10	Lebanon County, Pa.	D1, '10
41	Owens, Chris	CB	5-9	180	12/1/86	5	San Jose State '08	Los Angeles, Calif.	Wai, '13 (Clev.)
51	Pouncey, Mike	C	6-5	305	7/24/89	3	Florida '11	Lakeland, Fla.	D1, '11
79	Shelby, Derrick	DE	6-2	280	3/4/89	2	Utah '12	Houston, Texas	FA, '12
80	Sims, Dion	TE	6-4	265	2/18/91	R	Michigan State '13	Detroit, Mich.	D4b, '13
96	Solial, Paul	DT	6-4	340	12/30/83	7	Utah '07	Pago Pago, American Samoa	D4, '07
45	Spitler, Austin	LB	6-2	250	10/26/86	4	Ohio State '10	Bellbrook, Ohio	FA, '13
94	Starks, Randy	DT	6-3	305	12/14/83	10	Maryland '05	Waldorf, Md.	UFA, '08 (Tenn.)
9	Sturgis, Caleb	K	5-9	190	8/9/89	R	Florida '13	St. Augustine, Fla.	D5b, '13
17	Tannehill, Ryan	QB	6-4	222	7/27/88	2	Texas A&M '12	Big Spring, Texas	D1, '12
22	Taylor, Jamar	CB	5-10	195	9/29/90	R	Boise State '13	San Diego, Calif.	D2, '13
34	Thigpen, Marcus	RB	5-9	195	5/15/86	2	Indiana '08	Detroit, Mich.	FA, '12
70	Thomas, Dallas	G	6-5	315	10/30/89	R	Tennessee '13	Baton Rouge, La.	D3a, '13
33	Thomas, Daniel	RB	6-1	235	10/29/87	3	Kansas State '11	Hilliard, Fla.	D2, '11
31	Thomas, Michael	S	5-11	196	3/17/89	1	Stanford '12	Houston, Texas	FA, '13
93	Trusnik, Jason	LB	6-4	252	6/6/84	7	Ohio Northern '07	Macedonia, Ohio	UFA, '11 (Clev.)
50	Vernon, Olivier	DE	6-2	268	10/7/90	2	Miami (FL) '13	Miami, Fla.	D3a, '12
91	Wake, Cameron	DE	6-3	258	1/30/82	5	Penn State '05	Hyattsville, Md.	FA, '09
11	Wallace, Mike	WR	6-0	195	8/1/86	5	Mississippi '08	New Orleans, La.	UFA, '13 (Pitt)
62	Watkins, Danny	G	6-3	310	11/6/84	3	Baylor '11	West Kelowna, BC, CA	FA, '13
52	Wheeler, Philip	LB	6-2	240	12/12/84	6	Georgia Tech '08	Columbus, Ga.	UFA, '13 (Oak)
27	Wilson, Jimmy	S	5-11	205	7/30/86	3	Montana '11	San Diego, Calif.	D7b, '11

RESERVE/INJURED LIST

NFL									
Name	Pos.	Ht.	Wt.	Birthdate	Exp.	College	Hometown	Placed	
Binns, Armon	WR	6-3	211	9/8/89	2	Cincinnati '11	Pasadena, Calif.	8/1/2013	
Gibson, Brandon	WR	6-0	207	8/13/87	5	Washington State '08	Puyallup, Wash.	10/29/2013	
Keller, Dustin	TE	6-2	255	9/25/84	6	Purdue '07	Lafayette, Ind.	8/20/2013	
Yeatman, Will	T	6-6	315	4/10/88	3	Maryland '11	San Diego, Calif.	11/16/2013	
Patterson, Dimitri	CB	5-10	200	6/18/83	7	Tuskegee '05	Orlando, Fla.	12/10/2013	
Stanford, RJ	CB	5-10	190	5/6/88	3	Utah '10	Chino, Calif.	12/10/2013	

RESERVE/NON-FOOTBALL ILLNESS LIST

NFL									
Name	Pos.	Ht.	Wt.	Birthdate	Exp.	College	Hometown	Placed	
Martin, Jonathan	T	6-5	312	8/19/89	2	Stanford '13	North Hollywood, Calif.	11/30/2013	

RESERVE/SUSPENDED LIST

NFL									
Name	Pos.	Ht.	Wt.	Birthdate	Exp.	College	Hometown	Placed	
Incognito, Richie	G	6-3	319	7/5/83	9	Nebraska '04	Englewood, N.J.	11/3/2013	

MIAMI DOLPHINS COACHING STAFF

Head Coach: Joe Philbin (2nd Year)

Assistants: Blue Adams (Assistant Defensive Backs), Lou Anarumo (Defensive Backs), Charlie Bullen (Assistant Defensive Line),

Jeff Burris (Defensive Assistant), Dan Campbell (Tight Ends), David Corrao (Assistant Linebackers), Kevin Coyle (Defensive Coordinator),

Ben Johnson (Assistant Quarterbacks), Darren Krein (Head Strength and Conditioning), Marwan Maalouf (Assistant Special Teams),

Phil McGeoghan (Assistant Wide Receivers), Jeff Nixon (Running Backs), Ken O'Keefe (Wide Receivers), Dave Puloka (Assistant Strength and Conditioning),

Darren Rizzi (Special Teams Coordinator), Kacy Rodgers (Defensive Line), Zac Taylor (Quarterbacks).

MIAMI DOLPHINS POSITIONAL ROSTER
(As of December 30, 2013)

NFL							NFL						
No.	Name	Pos.	Ht.	Wt.	DOB	Exp. College	No.	Name	Pos.	Ht.	Wt.	DOB	Exp. College
QUARTERBACKS (3)							DEFENSIVE LINEMEN (8)						
7	Devin, Pat	QB	6-3	225	4/12/88	3 Delaware '11	50	Vernon, Olivier	DE	6-2	268	10/7/90	2 Miami (FL) '13
8	Moore, Matt	QB	6-3	216	8/9/84	7 Oregon State '07	79	Shelby, Dennick	DE	6-2	280	3/4/89	2 Utah '12
17	Tannehill, Ryan	QB	6-4	222	7/27/88	2 Texas A&M '12	90	Francis, A.J.	DT	6-5	316	5/7/90	R Maryland '13
RUNNING BACKS (4)							LINEBACKERS (7)						
23	Gillslee, Mike	RB	5-11	213	11/01/90	R Florida '13	91	Wake, Cameron	DE	6-3	258	1/30/82	5 Penn State '05
26	Miller, Lamar	RB	5-10	216	4/25/91	2 Miami (FL) '13	94	Starks, Randy	DT	6-3	305	12/14/83	10 Maryland '05
33	Thomas, Daniel	RB	6-1	235	10/29/87	3 Kansas State '11	95	Jordan, Dion	DE	6-6	260	3/5/90	R Oregon '13
34	Thigpen, Marcus	RB	5-9	195	5/15/86	2 Indiana '08	96	Soliai, Paul	DT	6-4	340	12/30/83	7 Utah '07
WIDE RECEIVER (4)							DEFENSIVE BACKS (12)						
11	Wallace, Mike	WR	6-0	195	8/1/86	5 Mississippi '08	20	Jones, Reshad	S	6-1	215	2/25/88	4 Georgia '10
14	Moore, Marlon	WR	6-0	190	9/3/87	4 Fresno State '10	21	Grimes, Brent	DB	5-10	190	7/19/83	7 Shippensburg '06
18	Matthews, Rishard	WR	6-0	210	10/12/89	2 Nevada '12	22	Taylor, Jamar	CB	5-10	195	9/29/90	R Boise St '13
82	Hartline, Brian	WR	6-2	199	11/22/86	5 Ohio St. '10	27	Wilson, Jimmy	S	5-11	205	7/30/86	3 Montana '11
TIGHT ENDS (3)							OFFENSIVE LINEMEN (9)						
42	Clay, Charles	TE	6-3	255	2/13/89	3 Tulsa '11	28	Carroll, Nolan	CB	6-1	205	1/18/87	4 Maryland '10
80	Sims, Dion	TE	6-4	265	2/18/91	R Michigan St '13	29	Davis, Will	CB	5-11	190	5/8/90	R Utah St '13
84	Egnew, Michael	TE	6-5	262	11/1/89	2 Missouri '12	30	Clemons, Chris	S	6-1	215	9/15/85	5 Clemson '09
OFFENSIVE LINEMEN (9)							SPECIALISTS (3)						
51	Pouncey, Mike	C	6-5	305	7/24/89	3 Florida '11	2	Fields, Brandon	P	6-5	249	5/21/84	7 Michigan State '07
62	Watkins, Danny	G	6-3	310	11/6/84	3 Baylor '11	9	Sturgis, Caleb	K	5-9	190	8/9/89	R Florida '13
65	Brenner, Sam	C	6-2	310	4/27/90	R Utah '13	92	Denney, John	LS	6-5	255	12/13/78	9 Brigham Young '05
66	Arkin, David	OL	6-5	310	10/7/87	2 Missouri State '11	RESERVE/INJURED LIST (6)						
70	Thomas, Dallas	OL	6-5	315	10/30/89	R Tennessee '13	Binns, Armon	WR	6-3	211	9/8/89	2 Cincinnati '11	
74	Jerry, John	G	6-5	335	6/14/86	4 Mississippi '10	Gibson, Brandon	WR	6-0	207	8/13/87	5 Washington State '08	
75	Garner, Nate	G	6-7	320	1/18/85	6 Arkansas '07	Keller, Dustin	TE	6-2	255	9/25/84	6 Purdue '07	
77	Clabo, Tyson	T	6-6	315	10/17/81	9 Wake Forest '02	Patterson, Dimitri	CB	5-10	200	6/18/83	7 Tuskegee '05	
78	McKinnie, Bryant	T	6-8	352	9/23/79	12 Miami (FL) '02	Stanford, RJ	CB	5-10	190	5/6/88	3 Utah '10	
PRACTICE SQUAD (8)							RESERVE/NON-FOOTBALL ILLNESS (1)						
15	Dunn, Reggie	WR	5-10	179	1/5/89	R Utah '13	Martin, Jonathan	T	6-5	312	8/19/89	2 Stanford '13	
32	Marshall, Cameron	RB	5-9	217	10/14/91	R Arizona St '13	RESERVE/SUSPENDED LIST (1)						
40	Ogbuehi, Emmanuel	TE/FB	6-3	250	8/17/90	R Georgia State '13	68	Incognito, Richie	G	6-3	319	7/5/83	9 Nebraska '04
57	Kaddu, Josh	LB	6-3	246	3/12/90	2 Oregon '12							
76	Weaver, Jason	T	6-5	305	4/12/89	R Southern Mississippi '13							
86	Miller, Kyle	TE	6-5	262	4/18/88	2 Mouth Union '11							
87	Spadola, Ryan	WR	6-1	201	2/15/91	R Lehigh '13							
97	Aaitui, Isaako	DT	6-4	315	1/25/87	1 UNLV '11							

2013 MIAMI DOLPHINS STATISTICS

WON 8, LOST 8

09/08	W 23-10	at Cleveland	71,513
09/15	W 24-20	at Indianapolis	65,406
09/22	W 27-23	Atlanta	70,660
09/30	L 17-38	at New Orleans	73,118
10/06	L 23-26	Baltimore	68,342
10/20	L 21-23	Buffalo	60,592
10/27	L 17-27	at New England	68,756
10/31	W 22-20	OT Cincinnati	52,388
11/11	L 19-22	at Tampa Bay	64,448
11/17	W 20-16	San Diego	60,256
11/24	L 16-20	Carolina	60,156
12/01	W 23-3	at New York Jets	76,957
12/08	W 34-28	at Pittsburgh	52,489
12/15	W 24-20	New England	71,863
12/22	L 0-19	at Buffalo	54,305
12/29	L 7-20	New York Jets	70,296

	<u>Miami</u>	<u>Opp.</u>
TOTAL FIRST DOWNS	278	327
Rushing	61	114
Passing	205	192
Penalty	12	21
3rd Down: Made/Att	76/217	91/238
3rd Down Pct.	35.0	38.2
4th Down: Made/Att	3/12	8/15
4th Down Pct.	25.0	53.3
POSSESSION AVG.	28:27	31:33
TOTAL NET YARDS	5007	5750
Avg. Per Game	312.9	359.4
Total Plays	1001	1106
Avg. Per Play	5.0	5.2
NET YARDS RUSHING	1440	1998
Avg. Per Game	90.0	124.9
Total Rushes	349	484
NET YARDS PASSING	3567	3752
Avg. Per Game	222.9	234.5
Sacked/Yards Lost	58/399	42/272
Gross Yards	3966	4024
Att./Completions	594/357	580/344
Completion Pct.	60.1	59.3
Had Intercepted	19	18
PUNTS/AVERAGE	85/48.8	78/43.7
NET PUNTING AVG.	85/42.4	78/38.7
PENALTIES/YARDS	70/598	95/748
FUMBLES/BALL LOST	16/7	14/6
TOUCHDOWNS	34	33
Rushing	8	14
Passing	24	17
Returns	2	2

* SCORE BY PERIODS	Q1	Q2	Q3	Q4	OT	PTS
TEAM	43	117	88	67	2	317
OPPONENTS	67	92	88	88	0	335

* SCORING	TD	Ru	Pa	Rt	K-PAT	FG	S	PTS
Sturgis	0	0	0	0	33/33	26/34	0	111
Clay	7	1	6	0			0	42
Dan. Thomas	6	4	2	0			0	36
Wallace	5	0	5	0			0	30
Hartline	4	0	4	0			0	24
Gibson	3	0	3	0			0	18
Matthews	2	0	2	0			0	12
L. Miller	2	2	0	0			0	12
Grimes	1	0	0	1			0	6
R. Jones	1	0	0	1			0	6
Sims	1	0	1	0			0	6
Tannehill	1	1	0	0			0	6
Thigpen	1	0	1	0			0	6
Wake	0	0	0	0			1	2
TEAM	34	8	24	2	33/33	26/34	1	317
OPPONENTS	33	14	17	2	33/33	34/40	1	335

2-Pt Conv: TM 0-1, OPP 0-0 **SACKS:** Vernon 11.5, Wake 8.5, Odrick 4.5, Starks 4, Owens LG 2.5, Shelby 2.5, Carroll 2, Jordan 2, Misi 2, R. Jones 1.5, Ellerbe 1, Patterson 1, Soliai 1, Wheeler 0.5, TM 42, OPP 58 **FUM/LOST:** Tannehill 9/5, Thigpen 3/0, Fields 1/1, L. Miller 1/1, Mat. Moore 1/0, Pouncey 1/0

PASSING	Att	Cmp	Yds	Cmp%	Yds/Att	TD	TD%	Int	Int%	Long	Sack/Lost	Rating
Tannehill	588	355	3913	60.4	6.65	24	4.1	17	2.9	67	58/ 399	81.7
Mat. Moore	6	2	53	33.3	8.83	0	0.0	2	33.3	50	0/ 0	27.1
TEAM	594	357	3966	60.1	6.68	24	4.0	19	3.2	67	58/ 399	80.1
OPPONENTS	580	344	4024	59.3	6.94	17	2.9	18	3.1	67	42/ 272	77.3

* RUSHING	No.	Yds	Avg	Long	TD
L. Miller	177	709	4.0	49	2
Dan. Thomas	109	406	3.7	55	4
Tannehill	40	238	6.0	48	1
Wallace	3	33	11.0	13	0
Gillislee	6	21	3.5	6	0
Thigpen	6	18	3.0	9	0
Clay	7	15	2.1	13	1
Mar. Moore LG	1	9	9.0	9	0
Fields	1	0	0.0	0	0
TEAM	349	1440	4.1	55	8
OPPONENTS	484	1998	4.1	51	14

* RECEIVING	No.	Yds	Avg	Long	TD
Hartline	76	1016	13.4	50	4
Wallace	73	930	12.7	57	5
Clay	69	759	11.0	67	6
Matthews	41	448	10.9	29	2
Gibson	30	326	10.9	46	3
L. Miller	26	170	6.5	22	0
Dan. Thomas	15	63	4.2	16	2
Thigpen	8	97	12.1	50	1
Egnew	7	69	9.9	14	0
Mar. Moore LG	7	62	8.9	13	0
Mar. Moore TM	6	56	9.3	13	0
Sims	6	32	5.3	8	1
TEAM	357	3966	11.1	67	24
OPPONENTS	344	4024	11.7	67	17

* INTERCEPTIONS	No.	Yds	Avg	Long	TD
Grimes	4	102	25.5	94t	1
Patterson	4	7	1.8	3	0
Carroll	3	24	8.0	24	0
Ellerbe	2	25	12.5	16	0
Wilson	2	21	10.5	23	0
R. Jones	1	25	25.0	25t	1
Clemons	1	0	0.0	0	0
Rogers LG	1	0	0.0	0	0
M. Thomas LG	1	0	0.0	0	0
M. Thomas TM	1	0	0.0	0	0
TEAM	18	204	11.3	94t	2
OPPONENTS	19	165	8.7	29	2

* PUNTING	No.	Yds	Avg	Net	TB	In	Lg	B
Fields	85	4150	48.8	42.4	7	33	74	0
TEAM	85	4150	48.8	42.4	7	33	74	0
OPPONENTS	78	3406	43.7	38.7	6	22	72	1

* PUNT RETURNS	Ret	FC	Yds	Avg	Long	TD
Thigpen	34	20	264	7.8	34	0
TEAM	34	20	264	7.8	34	0
OPPONENTS	42	13	407	9.7	52	0

* KICKOFF RETURNS	No.	Yds	Avg	Long	TD
Thigpen	39	878	22.5	50	0
Clay	2	23	11.5	15	0
Spitler	1	0	0.0	0	0
TEAM	42	901	21.5	50	0
OPPONENTS	36	826	22.9	47	0

* FIELD GOALS	1-19	20-29	30-39	40-49	50+
Sturgis	1/ 1	4/ 4	10/12	8/10	3/7
TEAM	1/ 1	4/ 4	10/12	8/10	3/7
OPPONENTS	0/ 0	14/14	10/13	5/ 7	5/6
Sturgis:	(45G, 49G, 36G)	(54G)	(46G, 50G)	(34G)	(37G, 25G, 48G, 57N)
(51N)	(52G, 46N, 39B)	(34N, 36G, 44G)	(40G, 30G)	(22G, 37G)	(32G, 47G, 23G, 53N)
(41N, 34G, 43G, 18G)	(30G, 52N, 27G)	(32G)	()	()	()
OPP:	(39G)	(52N, 30G, 38G)	(52G, 20G, 33G, 35N)	(43N, 629G)	(42G, 50G, 25G, 44G)
(39G, 20G, 31G)	(34G, 48G)	(31G, 54G)	(24G, 35G)	(27G, 50G, 29G)	(35B, 52G, 46G)
(20G)	()	()	()	()	()
(22G, 48N, 23G)	(45G, 21G, 22G, 26G)	(35N, 35G, 26G)	()	()	()



2013 MIAMI DOLPHINS FINAL REGULAR SEASON STATISTICS



MIAMI DOLPHINS GAME-BY-GAME TEAM DEFENSIVE TACKLES											
DATE	OPPONENT	TOTAL TACKLES	SOLO	ASST	SACKS/YARDS	INTS/YARDS	PASS DEF	TFL	QBH	Forced Fumbles	Fumble Recoveries
9/8	at Cleveland Browns	48	38	10	6/45	3/2	10	3	17	1	0
9/15	at Indianapolis Colts	67	39	28	3/6	1/0	8	2	7	1	0
9/22	ATLANTA FALCONS	51	49	2	0/0	1/(-2)	3	2	5	0	0
9/30	at New Orleans Saints	56	40	16	2/16	0/0	3	7	3	1	1
10/6	BALTIMORE RAVENS	59	57	2	2/18	1/25	5	6	6	1	1
10/20	BUFFALO BILLS	59	49	10	4/24	1/0	2	9	6	1	0
10/27	at New England Patriots	74	20	54	3/16	1/2	2	3	4	0	0
10/31	CINCINNATI BENGALS	72	63	9	5/36	3/106	7	5	5	1	1
11/11	at Tampa Bay Buccaneers	52	45	7	2/15	1/23	5	7	3	0	0
11/17	SAN DIEGO CHARGERS	52	46	6	3/17	1/8	6	4	6	0	0
11/24	CAROLINA PANTHERS	47	43	4	3/15	1/24	9	5	3	0	0
12/1	at New York Jets	48	33	15	4/30	2/16	6	4	6	0	1
12/8	at Pittsburgh Steelers	58	37	21	3/21	0/0	5	3	2	1	1
12/15	NEW ENGLAND PATRIOTS	59	52	7	1/7	1/0	4	2	7	0	0
12/22	at Buffalo Bills	95	60	35	1/6	1/0	1	4	3	1	0
12/29	NEW YORK JETS	57	49	8	0/0	0/0	2	2	2	0	0
2013 TOTALS		954	720	234	42/272	18/204	78	68	85	8	5

2013 MIAMI DOLPHINS DEFENSIVE STATISTICS										
PLAYER	TOTAL TACKLES	SOLO	ASST	SACKS/YARDS	INTS/YARDS	PASS DEF	TACKLES FOR LOSS	QB HITS	FUMBLES FORCED	FUMBLES RECOV.
Philip Wheeler	118	83	35	0.5/2.5		7	5	5		1
Reshad Jones	107	84	23	1.5/9.0	1/25	4	3	3		
Dannell Ellerbe	101	70	31	1.0/5.0	2/25	5	3	4		2
Chris Clemons	89	59	30		1/0	8	1	1		
Brent Grimes	60	52	8		4/102	16	1			
Olivier Vernon	57	46	11	11.5/65.0			13	15		
Koa Misi	54	34	20	2.0/16.0		3	6	4		
Randy Starks	49	36	13	4.0/27.5		1	7	7	1	1
Nolan Carroll	46	43	3	2.0/16.0	3/24	12	2	2		
Jared Odrick	43	34	9	4.5/31.0		2	9	12	1	
Jimmy Wilson	37	36	1		2/21	5			1	
Cameron Wake	37	29	8	8.5/56.0			8	19	2	1
Paul Soliai	34	19	15	1.0/9.0		5	4	3	1	
Derrick Shelby	32	21	11	2.5/12.0				4	2	
Dion Jordan	24	18	6	2.0/18		2	2	5		
Dimitri Patterson	19	18	1	1.0/5.0	4/7	6	1	1		
Jason Trusnik	17	12	5				1			
Jelani Jenkins	11	10	1							
Will Davis	8	8	0							
Jonathan Freeny	3	2	1							
Isaako Aaitui	3	1	2							
Michael Thomas	2	2	0		1/0	2				
Jamar Taylor	1	1	0							
Marvin Austin	1	1	0				1			
Vaughn Martin	1	1	0							
TOTALS	954	720	234	42/272	18/204	78	67	85	8	5

NOTE: Special teams and miscellaneous tackles/fumbles not included above

DEFENSIVE TOUCHDOWNS: R. Jones - 1 (25 yard INT return for TD vs. Baltimore 10/6/13); B. Grimes - 1 (94 yard INT return for TD vs. Cincinnati 10/31/13)

MISCELLANEOUS TACKLES: Wallace - 5; R. Matthews - 3; Hartline - 2; L. Miller - 2; Mar. Moore - 2; Tannehill - 2; T. Clabo - 1; Clay - 1; Incognito - 1; Pouncey - 1; Sturgis - 1.

MISCELLANEOUS FORCED FUMBLES:

MISCELLANEOUS FUMBLE RECOVERIES: R. Tannehill - 3; T. Clutts - 1; Mat. Moore - 1; DN. Thomas - 1.

2013 DOLPHINS INTERCEPTIONS		
Brent Grimes	4	1 - at Indianapolis Colts (9/15); 1 - vs. Cincinnati Bengals (10/31); 1 - vs. San Diego Chargers (11/17); 1 - at New York Jets (12/1)
Dimitri Patterson	4	2 - at Cleveland Browns (9/8); 1 - at New England Patriots (10/27); 1 - vs. Cincinnati Bengals (10/31)
Nolan Carroll	3	1 - at Cleveland Browns (9/8); 1 - vs. Carolina Panthers (11/24); 1 - at Buffalo Bills (12/22)
Dannell Ellerbe	2	1 - vs. Cincinnati Bengals (10/31); 1 - at New York Jets (12/1)
Jimmy Wilson	2	1 - vs. Atlanta Falcons (9/22); 1 - at Tampa Bay (11/11)
Chris Clemons	1	1 - vs. Buffalo Bills (10/20)
Reshad Jones	1	1 - vs. Baltimore Ravens (10/6)
Michael Thomas	1	1 - vs. New England Patriots (12/15)
TOTAL	18	



2013 MIAMI DOLPHINS FINAL REGULAR SEASON STATISTICS



2013 DOLPHINS SACKS

Player	Sacks	Game Log
Olivier Vernon	11.5	0.5 - at Indianapolis Colts (9/15); 1 - at New Orleans (9/30); 1 - vs. Baltimore Ravens (10/6); 1 - vs. Buffalo Bills (10/20); 1 - at New England Patriots (10/27); 1 - vs. San Diego Chargers (11/17); 2 - vs. Carolina Panthers (11/24); 3.0 - at New York Jets (12/1); 1 - at Pittsburgh Steelers (12/8).
Cameron Wake	8.5	2.5 - at Cleveland Browns (9/8); 3 - vs. Cincinnati Bengals (10/31); 1 - vs. San Diego Chargers (11/17); 1 - at Pittsburgh Steelers (12/8); 1 - vs. New England Patriots (12/15).
Jared Odrick	4.5	1 - at New Orleans (9/30); 2 - at New England Patriots (10/27); 0.5 - vs. Cincinnati Bengals (10/31); 1 - vs. San Diego Chargers (11/17).
Randy Starks	4.0	1.5 - at Cleveland Browns (9/8); 0.5 - at Indianapolis Colts; 1 - vs. Buffalo Bills (10/20); 1 - at Pittsburgh Steelers (12/8).
Derrick Shelby	2.5	1 - at Cleveland Browns (9/8); 1 - at Indianapolis Colts (9/15); 0.5 - vs. Cincinnati Bengals (10/31).
Nolan Carroll	2.0	1 - at Tampa Bay (11/11); 1 - at Buffalo Bills (12/22).
Dion Jordan	2.0	1 - at Cleveland Browns (9/8); 1 - vs. Carolina Panthers (11/24).
Koa Misi	2.0	1 - vs. Baltimore Ravens (10/6); 1 - at New York Jets (12/1).
Reshad Jones	1.5	0.5 - at Indianapolis Colts (9/15); 1 - vs. Buffalo Bills (10/20).
Dannell Ellerbe	1.0	1 - at Tampa Bay (11/11).
Dimitri Patterson	1.0	1 - vs. Buffalo Bills (10/20).
Paul Soliai	1.0	1 - vs. Cincinnati Bengals (10/31).
Phillip Wheeler	0.5	0.5 - at Indianapolis Colts (9/15).
TOTAL	42.0	

2013 MIAMI DOLPHINS GAME-BY-GAME TACKLES

PLAYER VS.	CLV	IND	ATL	NO	BLT	BUF	NE	CIN	TB	SD	CAR	NYJ	PIT	NE	BUF	NYJ	TOTAL
Aaitui, Isaako	NR	NR	PS	PS	PS	0	3	0	0	IN	IN	PS	PS	PS	PS	PS	3
Austin, Marvin	NR	NR	NR	1	0	NR	NR	NR	NR	NR	NR	NR	NR	NR	NR	NR	1
Brown, Jaitil	NR	NR	NR	NR	NR	NR	NR	NR	NR	NR	NR	NR	NR	NR	IN	IN	0
Campbell, D.J.	NR	NR	NR	NR	NR	PS	PS	PS	0	0	0	0	IN	IN	NR	NR	0
Carroll, Nolan	3	4	6	2	1	3	0	0	2	4	3	4	2	3	6	3	46
Clemons, Chris	4	3	1	8	6	2	10	9	5	3	3	3	13	9	7	3	89
Davis, Will	IN	IN	0	IN	IN	IN	IN	IN	DNP	IN	0	1	IN	7	0	IN	8
Ellerbe, Dannell	6	14	10	8	2	IN	11	4	11	4	6	1	5	2	10	7	101
Francis, A.J.	NR	NR	NR	NR	NR	NR	NR	NR	NR	NR	NR	IN	IN	IN	IN	IN	0
Freeny, Jonathan	0	0	0	0	1	0	0	0	1	0	0	1	0	0	0	0	3
Grimes, Brent	2	5	3	3	5	3	3	5	1	5	4	2	3	5	6	5	60
Jenkins, Jelani	0	0	0	1	1	3	0	0	0	1	0	1	0	2	1	1	11
Jones, Don	0	0	0	0	0	0	0	0	0	0	0	0	0	0	0	0	0
Jones, Reshad	6	9	7	6	3	10	7	6	5	5	5	4	5	8	10	11	107
Jordan, Dion	1	1	2	1	1	1	0	2	1	1	1	3	1	2	4	2	24
Kaddu, Josh	IN	IN	IN	0	IN	IN	PS	PS	PS	PS	PS	PS	PS	PS	PS	PS	0
Kovacs, Jordan	PS	PS	PS	PS	0	0	0	NR	PS	PS	PS	0	0	0	0	0	0
Martin, Vaughn	0	0	1	IR	IR	IR	IR	IR	NR	NR	NR	NR	NR	NR	NR	NR	1
McCray, Kelcie	0	0	0	0	NR	NR	NR	NR	NR	NR	NR	NR	NR	NR	NR	NR	0
Misi, Koa	5	3	4	2	8	2	3	5	IN	3	2	3	1	6	4	54	
Odrick, Jared	1	2	2	5	6	2	4	1	4	2	3	1	2	1	5	2	43
Owens, Chris	NR	NR	NR	NR	NR	NR	NR	NR	NR	NR	NR	NR	NR	NR	IN	0	0
Patterson, Dimitri	2	DNP	IN	IN	IN	3	4	8	IN	1	IN	IN	1	IR	IR	IR	19
Rogers, Justin	NR	NR	NR	NR	NR	NR	NR	NR	NR	NR	NR	NR	NR	IN	NR	NR	0
Shelby, Derrick	2	2	1	4	3	4	2	2	4	1	2	1	1	2	1	0	32
Soliati, Paul	2	4	IN	1	4	3	4	3	1	3	1	1	1	0	5	1	34
Spitler, Austin	NR	NR	NR	NR	0	0	0	0	0	0	0	0	0	0	0	0	0
Stanford, RJ	0	0	0	0	0	0	0	0	0	0	0	0	0	IR	IR	IR	0
Starks, Randy	3	1	4	0	2	4	4	7	5	0	1	1	5	3	7	2	49
Taylor, Jamar	IN	IN	IN	1	0	0	IN	0	0	0	0	IN	IN	IN	0	0	1
Thomas, Michael	NR	NR	NR	NR	NR	NR	NR	NR	NR	NR	NR	NR	NR	2	0	0	2
Trusnik, Jason	0	0	3	1	2	6	0	2	2	0	0	0	0	0	1	0	17
Vernon, Olivier	0	1	3	5	3	3	6	4	1	6	4	10	2	2	5	2	57
Wake, Cameron	4	1	0	IN	0	1	2	5	2	4	2	4	3	3	4	2	37
Wheeler, Phillip	6	12	4	3	10	8	8	7	5	6	9	7	7	3	14	9	118
Wilson, Jimmy	1	5	0	4	1	1	3	2	2	3	1	0	4	4	3	3	37

IN = INACTIVE
 NR = NOT ON ROSTER
 IR = INJURED RESERVE
 DNP = DID NOT PLAY
 PS = PRACTICE SQUAD
 SS = SUSPENDED

2013 MIAMI DOLPHINS FUMBLES

PLAYER	FUMBLES	LOST	LOST FUMBLES
Ryan Tannehill	9	(5 Lost)	1 - at Indianapolis Colts (9/15); 1 - vs. Atlanta Falcons; 1 - at New Orleans (9/30); 1 - vs. Buffalo Bills (10/20); 1 - at New England Patriots (10/27)
Marcus Thigpen	3	(0 lost)	
Brandon Fields	1	(1 lost)	1 - vs. New England Patriots (12/15)
Lamar Miller	1	(1 lost)	1 - vs. Cincinnati Bengals (10/31)
Matt Moore	1	(0 lost)	
Mike Pouncey	1	(0 lost)	
TOTAL	16	(7 Lost)	



2013 MIAMI DOLPHINS FINAL REGULAR SEASON STATISTICS



MIAMI DOLPHINS GAME-BY-GAME TEAM SPECIAL TEAMS TACKLES									
DATE	OPPONENT	TOTAL TACKLES	SOLO	ASST	FF	FR	BLKD FG	BLKD PAT	BLKD PUNT
9/8	at Cleveland Browns	7	5	2	0	0	0	0	0
9/15	at Indianapolis Colts	3	3	0	0	0	0	0	0
9/22	ATLANTA FALCONS	3	3	0	1	1	0	0	0
9/30	at New Orleans Saints	5	5	0	0	0	0	0	0
10/6	BALTIMORE RAVENS	8	8	0	0	0	0	0	0
10/20	BUFFALO BILLS	4	4	0	0	0	0	0	0
10/27	at New England Patriots	6	6	0	0	0	0	0	0
10/31	CINCINNATI BENGALS	8	8	0	0	0	0	0	0
11/11	at Tampa Bay Buccaneers	6	5	1	0	0	0	0	0
11/17	SAN DIEGO CHARGERS	5	5	0	0	0	0	0	0
11/24	CAROLINA PANTHERS	2	2	0	0	0	1	0	0
12/1	at New York Jets	7	5	2	0	0	0	0	0
12/8	at Pittsburgh Steelers	12	8	4	0	0	0	0	1
12/15	NEW ENGLAND PATRIOTS	1	1	0	0	1	0	0	0
12/22	at Buffalo Bills	7	5	2	1	1	0	0	0
12/29	NEW YORK JETS	2	2	0	0	0	0	0	0
2013 TOTALS		86	75	11	2	3	1	0	1

2013 MIAMI DOLPHINS SPECIAL TEAMS STATISTICS									
PLAYER	TOTAL TACKLES	SOLO	ASST	FUM FOR	FUM REC	BLKD FG	BLKD PAT	BLKD PUNT	
Don Jones	11	10	1	1	0	0	0	0	
Jonathan Freeny	10	8	2	0	0	0	0	0	
Austin Spitler	8	8	0	0	0	0	0	0	
Jason Trusnik	8	8	0	0	0	0	0	0	
Jelani Jenkins	6	5	1	0	0	0	0	0	
R.J. Stanford	5	5	0	0	0	0	0	0	
Marlon Moore	5	4	1	1	0	0	0	0	
Chris Clemons	3	3	0	0	0	0	0	0	
D.J. Campbell	3	3	0	0	0	0	0	0	
Daniel Thomas	3	3	0	0	0	0	0	0	
John Denney	3	2	1	0	1	0	0	0	
Brandon Fields	2	2	0	0	0	0	0	0	
Derrick Shelby	2	2	0	0	0	0	0	0	
Jamar Taylor	2	2	0	0	0	0	0	0	
Jimmy Wilson	2	2	0	0	0	0	0	1	
Mike Gillislee	2	2	0	0	0	0	0	0	
Caleb Sturgis	2	1	1	0	0	0	0	0	
Dion Jordan	2	1	1	0	0	0	0	0	
Rishard Matthews	2	1	1	0	0	0	0	0	
Chris Owens	1	1	0	0	0	0	0	0	
Jordan Kovacs	1	1	0	0	0	0	0	0	
Michael Thomas	1	1	0	0	0	0	0	0	
Charles Clay	1	0	1	0	0	0	0	0	
Nolan Carroll	1	0	1	0	0	0	0	0	
Marcus Thigpen	0	0	0	0	2	0	0	0	
Jared Odrick	0	0	0	0	0	1	0	0	
TOTALS	86	75	11	2	3	1	0	1	

2013 MIAMI DOLPHINS GAME-BY-GAME INDIVIDUAL STATISTICS											
PUNTING											
BRANDON FIELDS											
DATE	OPPONENT	NO	YDS	AVG	LG	IN 20	TB	BLK	50+	PR YARDS	NET
9/8	at Cleveland Browns	5	270	54.0	66	2	0	0	3	31	47.8
9/15	at Indianapolis Colts	5	208	41.6	53	3	0	0	1	16	38.4
9/22	ATLANTA FALCONS	3	159	53.0	56	1	0	0	3	4	51.7
9/30	at New Orleans Saints	4	208	52.0	57	0	1	0	3	44	36.0
10/6	BALTIMORE RAVENS	8	420	52.5	62	3	0	0	6	50	46.3
10/20	BUFFALO BILLS	6	282	47.0	58	2	0	0	2	14	44.7
10/27	at New England Patriots	4	161	40.3	52	1	0	0	1	13	37.0
10/31	CINCINNATI BENGALS	8	391	48.9	58	2	0	0	5	49	42.8
11/11	at Tampa Bay Buccaneers	5	257	51.4	55	2	0	0	4	72	37.0
11/17	SAN DIEGO CHARGERS	4	209	52.3	61	2	0	0	2	46	40.8
11/24	CAROLINA PANTHERS	6	291	48.5	64	4	1	0	3	41	38.3
12/1	at New York Jets	3	128	42.7	53	2	0	0	1	6	40.7
12/8	at Pittsburgh Steelers	5	232	46.4	52	1	0	0	1	14	43.6
12/15	NEW ENGLAND PATRIOTS	4	189	47.3	52	2	0	0	2	0	47.3
12/22	at Buffalo Bills	10	501	50.1	74	6	2	0	5	0	46.1
12/29	NEW YORK JETS	5	244	48.8	63	0	3	0	4	7	35.4
2013 TOTALS		85	4150	48.8	66	33	7	0	46	407	42.4
CAREER TOTALS		536	25092	46.8	71	184	46	2	235	3049	39.3
DOLPHINS TOTALS		536	25092	46.8	71	184	46	2	235	3049	39.3



2013 MIAMI DOLPHINS FINAL REGULAR SEASON STATISTICS



2013 MIAMI DOLPHINS GAME-BY-GAME INDIVIDUAL STATISTICS							
PUNT RETURNS							
THIGPEN							
DATE	OPPONENT	NO	FC	YDS	AVG	LG	TD
9/8	at Cleveland Browns	3	0	7	2.3	5	0
9/15	at Indianapolis Colts	0	0	0	0.0	0	0
9/22	ATLANTA FALCONS	0	1	0	0.0	0	0
9/30	at New Orleans Saints	1	0	5	5.0	5	0
10/6	BALTIMORE RAVENS	1	1	11	11.0	11	0
10/20	BUFFALO BILLS	4	1	11	2.8	7	0
10/27	at New England Patriots	3	2	28	9.3	13	0
10/31	CINCINNATI BENGALS	0	3	0	0.0	0	0
11/11	at Tampa Bay Buccaneers	1	2	34	34.0	34	0
11/17	SAN DIEGO CHARGERS	0	2	0	0.0	0	0
11/24	CAROLINA PANTHERS	7	0	72	10.1	20	0
12/1	at New York Jets	4	3	39	9.8	25	0
12/8	at Pittsburgh Steelers	2	2	22	11.0	16	0
12/15	NEW ENGLAND PATRIOTS	2	0	9	4.5	9	0
12/22	at Buffalo Bills	3	0	0	0.0	2	0
12/29	NEW YORK JETS	3	1	27	9.0	15	0
2013 TOTALS		34	18	265	7.8	34	0
CAREER TOTALS		60	26	581	9.7	72t	1
DOLPHINS TOTALS		60	26	581	9.7	72t	0

2013 MIAMI DOLPHINS GAME-BY-GAME INDIVIDUAL STATISTICS																
KICKING																
STURGIS																
DATE	OPPONENT	PATTS		FIELD GOALS				FG ACCURACY					KO	EZ	TB	
		MD	AT	MD	AT	PCT	LG	PTS	1-19	20-29	30-39	40-49				50+
9/8	at Cleveland Browns	2	2	3	3	100%	49	11	0-0	0-0	1-1	2-2	0-0	6	6	2
9/15	at Indianapolis Colts	3	3	1	1	100%	54	6	0-0	0-0	0-0	0-0	1-1	4	4	3
9/22	ATLANTA FALCONS	3	3	2	2	100%	50	9	0-0	0-0	0-0	1-1	1-1	5	5	5
9/30	at New Orleans Saints	2	2	1	1	100%	34	5	0-0	0-0	1-1	0-0	0-0	4	3	2
10/6	BALTIMORE RAVENS	2	2	3	4	75%	48	11	0-0	1-1	1-1	1-1	0-1	6	5	1
10/20	BUFFALO BILLS	3	3	0	1	0.0%	-	3	0-0	0-0	0-0	0-0	0-1	4	4	2
10/27	at New England Patriots	2	2	1	3	33.3%	52	5	0-0	0-0	0-1	0-1	0-0	4	3	2
10/31	CINCINNATI BENGALS	2	2	2	3	66.6%	44	8	0-0	0-0	1-2	1-1	0-0	5	3	2
11/11	at Tampa Bay Buccaneers	1	1	2	2	100%	40	7	0-0	0-0	1-1	1-1	0-0	5	4	3
11/17	SAN DIEGO CHARGERS	2	2	2	2	100%	37	8	0-0	1-1	1-1	0-0	0-0	5	5	3
11/24	CAROLINA PANTHERS	1	1	3	4	75%	47	10	0-0	1-1	1-1	1-1	0-1	5	5	4
12/1	at New York Jets	2	2	3	4	75%	43	11	1-1	0-0	1-1	1-2	0-0	6	5	1
12/8	at Pittsburgh Steelers	4	4	2	3	75%	30	10	0-0	1-1	1-1	0-0	0-1	7	4	2
12/15	NEW ENGLAND PATRIOTS	3	3	1	1	100%	32	6	0-0	0-0	1-1	0-0	0-0	5	5	4
12/22	at Buffalo Bills	0	0	0	0	0	-	0	0-0	0-0	0-0	0-0	0-0	1	1	1
12/29	NEW YORK JETS	1	1	0	0	0	-	1	0-0	0-0	0-0	0-0	0-0	2	2	1
2013 TOTALS		33	33	26	34	76.5%	54	111	1-1	4-4	9-11	8-10	2-6	74	64	38
CAREER TOTALS		33	33	26	34	76.5%	54	111	1-1	4-4	9-11	8-10	2-6	74	64	38
DOLPHINS TOTALS		33	33	26	34	76.5%	54	111	1-1	4-4	9-11	8-10	2-6	74	64	38

2013 MIAMI DOLPHINS GAME-BY-GAME INDIVIDUAL STATISTICS																
KICKOFF RETURNS																
CLAY																
SPITLER																
THIGPEN																
DATE	OPPONENT	NO	YDS	AVG	LG	TD	NO	YDS	AVG	LG	TD	NO	YDS	AVG	LG	TD
9/8	at Cleveland Browns	0	0	0.0	0	0	0	0	0.0	0	0	1	24	24.0	24	0
9/15	at Indianapolis Colts	0	0	0.0	0	0	0	0	0.0	0	0	2	73	36.5	38	0
9/22	ATLANTA FALCONS	0	0	0.0	0	0	0	0	0.0	0	0	2	48	24.0	27	0
9/30	at New Orleans Saints	0	0	0.0	0	0	0	0	0.0	0	0	3	68	22.7	28	0
10/6	BALTIMORE RAVENS	0	0	0.0	0	0	0	0	0.0	0	0	2	49	24.5	31	0
10/20	BUFFALO BILLS	0	0	0.0	0	0	0	0	0.0	0	0	2	59	29.5	44	0
10/27	at New England Patriots	0	0	0.0	0	0	0	0	0.0	0	0	3	52	17.3	23	0
10/31	CINCINNATI BENGALS	0	0	0.0	0	0	0	0	0.0	0	0	3	79	26.3	30	0
11/11	at Tampa Bay Buccaneers	0	0	0.0	0	0	0	0	0.0	0	0	2	30	15.0	20	0
11/17	SAN DIEGO CHARGERS	0	0	0.0	0	0	0	0	0.0	0	0	2	48	24.0	25	0
11/24	CAROLINA PANTHERS	0	0	0.0	0	0	0	0	0.0	0	0	3	59	19.7	25	0
12/1	at New York Jets	0	0	0.0	0	0	0	0	0.0	0	0	2	69	34.5	50	0
12/8	at Pittsburgh Steelers	0	0	0.0	0	0	0	0	0.0	0	0	4	82	20.5	25	0
12/15	NEW ENGLAND PATRIOTS	0	0	0.0	0	0	0	0	0.0	0	0	2	25	12.5	13	0
12/22	at Buffalo Bills	1	8	8.0	8	0	1	0	8.0	0	0	3	75	25.0	30	0
12/29	NEW YORK JETS	1	15	15.0	15	0	0	0	0.0	0	0	3	38	12.7	38	0
2013 TOTALS		2	23	11.5	15	0	1	0	0.0	0	0	39	878	22.5	50	0
CAREER TOTALS		2	23	11.5	15	0	1	0	0.0	0	0	77	1918	24.9	96	1
DOLPHINS TOTALS		2	23	11.5	15	0	1	0	0.0	0	0	77	1918	24.9	96	1



2013 MIAMI DOLPHINS FINAL REGULAR SEASON STATISTICS



2013 MIAMI DOLPHINS GAME-BY-GAME STATISTICS																							
MIAMI																							
GAME	FIRST DOWNS				OFFENSE			NET PASSING						NET RUSHING				PEN		FUMB		T.O.P	
	T	R	P	PN	AT	YDS	AVG	A	C	I	YDS	TD	SK	YDS	AT	YDS	AVG	TD	NO	YD	NO		LST
CLV	18	1	15	2	65	275	4.2	38	24	1	255	1	4	17	23	20	0.9	1	10	77	0	0	32:47
IND	21	7	14	0	66	398	6.0	34	23	0	297	1	5	22	27	101	3.7	2	0	0	3	1	29:26
ATL	16	3	13	0	55	285	5.2	35	24	1	195	2	5	41	15	90	6.0	1	2	13	2	1	22:51
NO	19	5	13	1	58	331	5.7	35	22	3	216	1	4	33	19	115	6.1	1	5	25	1	1	26:11
BLT	10	0	9	1	57	294	5.2	40	21	0	272	1	6	35	11	22	2.0	0	4	65	1	0	23:44
BUF	19	5	12	2	64	293	4.6	37	19	2	173	3	2	21	25	120	4.8	0	4	32	1	1	29:48
NE	23	9	14	0	79	301	3.8	42	22	2	145	2	6	47	31	156	5.0	0	7	61	1	1	34:59
CIN	15	7	7	1	61	345	5.7	28	20	0	188	0	3	20	30	157	5.2	1	2	25	1	1	28:20
TB	16	1	14	1	58	231	3.7	42	27	1	211	2	2	18	14	2	0.1	0	4	70	0	0	25:12
SD	21	5	15	1	58	343	5.9	35	22	1	239	1	4	29	19	104	5.5	1	3	15	0	0	28:26
CAR	13	1	12	0	62	332	5.4	42	28	1	280	1	3	30	17	52	3.1	0	6	55	0	0	29:48
NYJ	25	5	20	0	80	453	5.7	43	28	1	328	2	1	3	36	125	3.5	0	3	28	0	0	38:52
PIT	18	5	12	1	60	367	6.1	33	20	1	186	3	2	14	25	181	7.2	1	5	36	2	0	28:55
NE	20	3	16	1	64	378	5.9	37	25	0	289	3	4	23	23	89	3.9	0	4	21	2	1	28:39
BUF	6	2	4	0	52	103	2.0	33	12	2	89	0	7	46	12	14	1.2	0	6	37	2	0	23:29
NYJ	18	2	15	1	62	296	4.8	40	20	3	204	1	0	0	22	92	4.2	0	5	38	0	0	27:36
TOTALS	278	61	205	12	1001	5025	5.0	594	357	19	3567	24	58	399	349	1440	4.1	8	70	598	16	7	
OPPONENTS																							
GAME	FIRST DOWNS				OFFENSE			NET PASSING						NET RUSHING				PEN		FUMB		T.O.P	
	T	R	P	PN	AT	YDS	AVG	A	C	I	YDS	TD	SK	YDS	AT	YDS	AVG	TD	NO	YD	NO		LST
CLV	20	2	15	3	72	291	4.0	53	26	3	244	1	6	45	13	47	3.6	0	9	57	2	0	27:13
IND	23	9	14	0	72	448	6.2	43	25	1	315	1	3	6	26	133	5.1	1	3	13	1	0	30:34
ATL	24	9	14	1	68	377	5.5	38	23	1	231	2	0	0	30	146	4.9	0	7	59	1	1	37:09
NO	23	4	18	1	65	465	7.2	39	30	0	397	4	2	16	24	68	2.8	1	6	45	1	1	33:49
BLT	20	6	12	2	74	384	5.2	32	19	1	251	0	2	18	40	133	3.3	2	6	64	1	1	36:16
BUF	15	6	8	1	66	268	4.1	32	21	1	178	0	4	24	30	90	3.0	1	6	53	2	0	30:12
NE	19	9	6	4	62	252	4.1	22	13	1	100	1	3	16	37	152	4.1	2	5	35	0	0	25:01
CIN	28	10	17	1	93	465	5.0	53	32	3	302	0	5	36	35	163	4.7	2	3	63	1	1	40:02
TB	18	7	9	2	60	264	4.4	21	11	1	124	1	2	15	37	140	3.8	1	9	70	0	0	34:48
SD	22	7	14	1	63	435	6.9	34	22	1	281	1	3	17	26	154	5.9	0	10	76	0	0	31:24
CAR	20	9	10	1	69	295	4.3	38	19	1	159	1	3	15	28	136	4.8	1	8	56	0	0	30:12
NYJ	10	4	6	0	54	177	3.3	28	13	2	78	0	4	30	22	99	4.5	0	4	25	1	1	21:08
PIT	16	4	12	0	63	412	6.5	39	23	0	328	3	3	21	21	84	4.0	0	9	63	1	1	31:05
NE	29	9	19	1	78	453	5.8	55	34	1	357	2	1	7	22	96	4.4	0	1	2	0	0	31:21
BUF	18	9	8	1	77	390	5.1	25	15	1	187	0	1	6	51	203	4.0	1	4	31	3	0	36:31
NYJ	22	10	10	2	70	374	5.3	28	18	0	220	0	0	0	42	154	3.7	2	5	36	0	0	32:24
TOTALS	327	114	192	21	1106	5750	5.2	580	344	18	3752	17	42	272	484	1998	4.1	14	95	748	14	6	

2013 GAME-BY-GAME DRIVE PRODUCTION																			
MIAMI																			
GAME	POSS	TD	PAT	2-PT.	M-2PT.	FG	MFG	Bk FG	PUNT	INT	FUM	SAF	DWNS	HF	GM	PTS	TD%	SCORE %	PTS/POSS
CLV	13	2	2	0	0	3	0	0	5	1	0	0	0	1	1	23	15.4%	38.5%	1.8
IND	12	3	3	0	0	1	0	0	5	0	1	0	1	0	1	24	25.0%	33.3%	2.0
ATL	11	3	3	0	0	2	0	0	3	1	1	0	0	0	1	27	27.2%	45.4%	2.5
NO	12	2	2	0	0	1	0	0	4	3	1	0	0	1	0	17	16.6%	25.0%	1.7
BLT	13	1	1	0	0	3	1	0	8	0	0	0	0	0	0	16	7.7%	30.7%	0.8
BUF	14	3	3	0	0	0	1	0	6	2	1	0	1	0	0	21	21.4%	21.0%	1.5
NE	12	2	2	0	0	1	2	1	4	2	1	0	0	0	0	17	16.6%	25.0%	1.4
CIN	13	1	1	0	0	2	1	0	8	0	1	0	0	0	0	13	7.6%	23.0%	1.0
TB	11	2	1	0	1	2	0	0	5	1	0	1	0	0	0	19	18.1%	36.3%	1.7
SD	10	2	2	0	0	2	0	0	4	1	0	0	0	1	0	20	20.0%	40.0%	2.0
CAR	13	1	1	0	0	3	1	0	6	1	0	0	0	0	1	16	7.6%	30.7%	1.2
NYJ	13	2	2	0	0	3	1	0	3	1	0	0	2	0	1	23	15.4%	30.7%	1.8
PIT	13	4	4	0	0	2	1	0	5	1	0	0	0	0	0	34	30.8%	46.2%	2.6
NE	10	3	3	0	0	1	0	0	4	0	1	0	0	0	1	24	30.0%	40.0%	2.4
BUF	13	0	0	0	0	0	0	0	10	2	0	0	1	0	0	0	0.0%	0.0%	0.0
NYJ	11	1	1	0	0	0	0	0	5	3	0	0	1	1	0	7	9.1%	9.1%	0.6
TOTAL	194	32	31	0	1	26	8	1	85	19	7	1	6	4	6	301	16.5%	29.9%	1.6



2013 MIAMI DOLPHINS FINAL REGULAR SEASON STATISTICS



2013 GAME-BY-GAME DRIVE PRODUCTION

OPPONENTS																			
GAME	POSS	TD	PAT	2-PT.	M-2PT.	FG	MFG	Bk FG	PUNT	INT	FUM	SAF	DWNS	HF	GM	PTS	TD%	SCORE %	PTS/POSS
CLV	12	1	1	0	0	1	0	0	5	3	0	0	2	0	0	10	8.3%	25.0%	1.2
IND	11	2	2	0	0	2	1	0	4	1	0	0	1	0	0	20	18.2%	36.3%	1.8
ATL	9	2	2	0	0	3	1	0	2	1	0	0	0	0	0	23	22.2%	55.5%	2.5
NO	12	5	5	0	0	1	1	0	3	0	1	0	0	0	1	38	41.6%	50.0%	3.1
BLT	15	2	2	0	0	4	0	0	5	1	1	0	0	1	1	26	13.3%	40.0%	1.7
BUF	13	1	1	0	0	3	0	0	7	1	0	0	0	1	0	16	7.6%	30.7%	1.2
NE	13	3	3	0	0	2	0	0	5	1	0	0	0	1	1	27	23.1%	38.5%	2.1
CIN	15	2	2	0	0	2	0	0	4	3	1	1	0	2	0	20	13.3%	26.6%	1.3
TB	12	2	2	0	0	2	0	0	5	1	0	0	0	1	1	20	16.6%	33.3%	1.6
SD	10	1	1	0	0	3	0	0	4	1	0	0	0	0	1	16	10.0%	40.0%	1.6
CAR	13	2	2	0	0	2	0	1	7	1	0	0	0	0	0	20	15.4%	30.8%	1.5
NYJ	13	0	0	0	0	1	0	0	7	2	1	0	1	1	0	3	0.0%	7.7%	0.2
PIT	12	3	3	0	0	0	0	0	6	0	1	0	1	0	1	21	25.0%	25.0%	1.8
NE	10	2	2	0	0	2	1	0	3	1	0	0	0	1	0	20	20.0%	40.0%	2.0
BUF	14	1	1	0	0	4	0	0	6	1	0	0	0	1	1	19	7.1%	35.7%	1.4
NYJ	11	2	2	0	0	2	1	0	5	0	0	0	0	0	1	20	18.2%	36.4%	1.8
TOTAL	195	31	31	0	0	34	5	1	78	18	5	1	5	9	8	319	15.9%	33.3%	1.6

2013 MIAMI DOLPHINS GAME-BY-GAME REDZONE PRODUCTION

MIAMI																		
GAME	POSS	TD	PAT	2-PT.	M-2PT.	FG	MFG	Bk FG	INT	FUM	DW/PNT	HF	GM	PTS	TD%	SCORE %	PTS/POSS	
CLV	2	1	1	0	0	1	0	0	0	0	0	0	0	10	50%	100%	5.0	
IND	3	3	3	0	0	0	0	0	0	0	0	0	0	21	100%	100%	7.0	
ATL	3	3	3	0	0	0	0	0	0	0	0	0	0	21	100%	100%	7.0	
NO	3	2	2	0	0	1	0	0	0	0	0	0	0	17	66.6%	100%	5.6	
BLT	3	1	1	0	0	2	0	0	0	0	0	0	0	13	33.3%	100%	4.3	
BUF	4	3	3	0	0	0	0	0	1	0	0	0	0	21	75.0%	75.0%	5.3	
NE	4	2	2	0	0	0	2	1	0	0	0	0	0	14	50%	50%	3.5	
CIN	3	1	1	0	0	1	1	0	0	0	0	0	0	10	33.3%	66.6%	3.3	
TB	3	2	1	0	1	1	0	0	0	0	0	0	0	16	66.6%	100%	5.3	
SD	3	1	1	0	0	2	0	0	0	0	0	0	0	13	33.3%	100%	4.3	
CAR	2	0	0	0	0	2	0	0	0	0	0	0	0	6	0.0%	100%	3.0	
NYJ	3	0	0	0	0	2	0	0	0	0	1	0	0	6	0.0%	75%	2.0	
PIT	6	4	4	0	0	2	0	0	0	0	0	0	0	34	66.6%	100%	5.6	
NE	3	2	2	0	0	1	0	0	0	0	0	0	0	17	66.6%	100%	5.6	
BUF	0	0	0	0	0	0	0	0	0	0	0	0	0	0	0.0%	0.0%	0.0	
NYJ	1	1	1	0	0	0	0	0	0	0	0	0	0	7	100%	100%	7.0	
TOTAL	46	26	25	0	1	15	3	1	1	0	1	0	0	226	56.5%	89.1%	4.9	

2013 MIAMI DOLPHINS GAME-BY-GAME REDZONE PRODUCTION

OPPONENTS																		
GAME	POSS	TD	PAT	2-PT.	M-2PT.	FG	MFG	Bk FG	INT	FUM	DW/PNT	HF	GM	PTS	TD%	SCORE %	PTS/POSS	
CLV	2	1	1	0	0	0	0	0	0	0	1	0	0	7	50%	50%	3.5	
IND	4	2	2	0	0	2	0	0	0	0	0	0	0	20	50%	100%	5.0	
ATL	5	2	2	0	0	2	1	0	0	0	0	0	0	20	40%	80%	4.0	
NO	4	3	3	0	0	1	0	0	0	0	0	0	0	24	75%	100%	6.0	
BLT	3	2	2	0	0	1	0	0	0	0	0	0	0	17	66.6%	100%	5.6	
BUF	4	1	1	0	0	3	0	0	0	0	0	0	0	16	25%	100%	4.0	
NE	4	3	3	0	0	1	0	0	0	0	0	0	0	24	75%	100%	6.0	
CIN	3	1	1	0	0	1	0	0	1	0	0	0	0	10	33.3%	66.6%	3.3	
TB	4	2	2	0	0	2	0	0	0	0	0	0	0	20	50%	100%	5.0	
SD	3	1	1	0	0	2	0	0	0	0	0	0	0	13	33.3%	100%	4.3	
CAR	3	2	2	0	0	0	0	1	0	0	0	0	0	14	66.6%	66.6%	4.6	
NYJ	2	0	0	0	0	1	0	0	1	0	0	0	0	3	0.0%	50%	1.5	
PIT	2	2	2	0	0	0	0	0	0	0	0	0	0	14	100%	100%	7.0	
NE	4	1	1	0	0	2	0	0	1	0	0	0	0	13	25%	75%	3.3	
BUF	4	1	1	0	0	3	0	0	0	0	0	0	0	16	25%	100%	4.0	
NYJ	5	2	2	0	0	2	1	0	0	0	0	0	0	20	40%	80%	4.0	
TOTAL	56	26	26	0	0	23	2	1	3	0	1	0	0	251	46.4%	87.5%	4.5	



2013 MIAMI DOLPHINS FINAL REGULAR SEASON STATISTICS



2013 MIAMI DOLPHINS GAME-BY-GAME GOAL TO GO DRIVE PRODUCTION															
MIAMI															
GAME	POSS	TD	PAT	2-PT.	FG	MFG	INT	FUM	DN	HF	GM	PTS	TD%	SCORE %	PTS/POSS
CLV	1	1	1	0	0	0	0	0	0	0	0	7	100%	100%	5.0
IND	2	2	2	0	0	0	0	0	0	0	0	14	100%	100%	7.0
ATL	1	1	1	0	0	0	0	0	0	0	0	7	100%	100%	7.0
NO	1	1	1	0	0	0	0	0	0	0	0	7	100%	100%	7.0
BLT	1	1	1	0	0	0	0	0	0	0	0	7	100%	100%	7.0
BUF	2	2	2	0	0	0	0	0	0	0	0	14	100%	100%	7.0
NE	1	1	1	0	0	0	0	0	0	0	0	7	100%	100%	7.0
CIN	1	1	1	0	0	0	0	0	0	0	0	7	100%	100%	7.0
TB	1	0	0	0	1	0	0	0	0	0	0	3	0%	100%	3.0
SD	2	1	1	0	1	0	0	0	0	0	0	10	50%	100%	5.0
CAR	0	0	0	0	0	0	0	0	0	0	0	0	0%	0%	0.0
NYJ	2	0	0	0	1	0	0	0	1	0	0	3	0%	50%	1.5
PIT	3	2	2	0	1	0	0	0	0	0	0	17	66.6%	100%	5.6
NE	1	1	1	0	0	0	0	0	0	0	0	7	100%	100%	7.0
BUF	0	0	0	0	0	0	0	0	0	0	0	0	0%	0%	0.0
NYJ	1	1	1	0	0	0	0	0	0	0	0	7	100%	100%	7.0
TOTAL	20	15	15	0	4	0	0	0	1	0	0	117	75.0%	95.0%	5.9

2013 MIAMI DOLPHINS GAME-BY-GAME GOAL TO GO DRIVE PRODUCTION															
OPPONENTS															
GAME	POSS	TD	PAT	2-PT.	FG	MFG	INT	FUM	DN	HF	GM	PTS	TD%	SCORE %	PTS/POSS
CLV	2	1	1	0	0	0	0	0	1	0	0	7	50%	50%	3.5
IND	2	2	2	0	0	0	0	0	0	0	0	14	100%	100%	7.0
ATL	2	2	2	0	0	0	0	0	0	0	0	14	100%	100%	7.0
NO	1	1	1	0	0	0	0	0	0	0	0	7	100%	100%	7.0
BLT	2	2	2	0	0	0	0	0	0	0	0	14	100%	100%	7.0
BUF	2	1	1	0	1	0	0	0	0	0	0	10	50%	100%	5.0
NE	2	2	2	0	0	0	0	0	0	0	0	14	100%	100%	7.0
CIN	1	1	1	0	0	0	0	0	0	0	0	7	100%	100%	7.0
TB	2	2	2	0	0	0	0	0	0	0	0	14	100%	100%	7.0
SD	2	1	1	0	1	0	0	0	0	0	0	10	50%	100%	5.0
CAR	2	2	2	0	0	0	0	0	0	0	0	14	100%	100%	7.0
NYJ	1	0	0	0	1	0	0	0	0	0	0	3	0%	100%	3.0
PIT	0	0	0	0	0	0	0	0	0	0	0	0	0%	0%	0.0
NE	1	0	0	0	1	0	0	0	0	0	0	3	0%	100%	3.0
BUF	2	1	1	0	1	0	0	0	0	0	0	10	50%	100%	5.0
NYJ	2	2	2	0	0	0	0	0	0	0	0	14	100%	100%	7.0
TOTAL	26	20	20	0	5	0	0	0	1	0	0	155	76.9%	96.2%	6.0

2013 MIAMI DOLPHINS SUPPLEMENTAL STATS																
<i>DRIVE ENGINEERING</i>																
	DRIVES	TD	FG	MFG	BK FG	PUNT	BK Punt	FMBL	INT	DOWN	SAF	HALF	GAME	END RG	PTS	
Dolphins	194	32	26	7	1	85	0	7	19	6	1	4	6	0	301	
Opponents	195	31	34	5	1	78	0	5	18	5	1	9	8	1	319	
<i>INSIDE THE 20-YARD LINE</i>																
	DRIVES	TD	FG	MFG	BK FG	TD %	SCORE %	FMBL	INT	DOWN	PUNT	HALF	GAME	END RG	PTS	
Dolphins	46	26	15	3	0	56.5%	89.1%	0	1	1	0	0	0	0	226	
Opponents	56	26	23	2	1	46.4%	87.5%	0	3	1	0	0	0	0	251	
<i>GOAL-TO-GO SITUATIONS</i>																
	DRIVES	TD	FG	MFG	BK FG	TD %	SCORE %	FMBL	INT	DOWN	PUNT	HALF	GAME	END RG	PTS	
Dolphins	20	15	4	0	0	75.0%	95.0%	0	0	1	0	0	0	0	117	
Opponents	26	20	5	0	0	76.9%	96.1%	0	0	1	0	0	0	0	155	

2013 LONGEST DRIVES			
MIAMI			
	PLAYS	NET YARDS	TIME
	15 - at Cleveland Browns (9/8)	93t - vs. Cincinnati Bengals (10/31)	9:10 - at New York Jets (12/1)
For TD	14 - vs. New York Jets (12/29)	93t - vs. Cincinnati Bengals (10/31)	6:56 - vs. New York Jets (12/29)
OPPONENT			
	PLAYS	NET YARDS	TIME
	19 - at Buffalo Bills (12/22)	94t - vs. Baltimore Ravens (10/6)	9:16 - at Buffalo Bills (12/22)
For TD	14 - vs. Atlanta Falcons (9/22)	94t - vs. Baltimore Ravens (10/6)	8:48 - vs. Atlanta Falcons (9/22)
		vs. Carolina Panthers (11/24)	



2013 MIAMI DOLPHINS FINAL REGULAR SEASON STATISTICS



2013 BIG PLAYS	
MIAMI	
PASSING PLAYS (25 yards or more)	RUNNING PLAYS (15 yards or more)
67, Ryan Tannehill to Charles Clay at Indianapolis Colts (9/15)	55, Daniel Thomas at Pittsburgh Steelers (12/8)
57, Ryan Tannehill to Mike Wallace vs. Carolina Panthers (11/24)	49, Lamar Miller vs. Atlanta Falcons (9/22)
55t, Ryan Tannehill to Mike Wallace vs. Carolina Panthers (11/24)	48, Ryan Tannehill at Pittsburgh Steelers (12/8)
50, Ryan Tannehill to Marcus Thigpen at New Orleans Saints (9/30)	30, Lamar Miller vs. Buffalo Bills (10/20)
50, Matt Moore to Brian Hartline at Buffalo Bills (12/22)	26, Ryan Tannehill at New Orleans Saints (9/30)
49, Ryan Tannehill to Mike Wallace vs. Baltimore Ravens (10/6)	20, Lamar Miller at New Orleans Saints (9/30)
46, Ryan Tannehill to Mike Wallace vs. Buffalo Bills (10/20)	18, Lamar Miller at New England Patriots (10/27)
46, Ryan Tannehill to Brandon Gibson vs. Baltimore Ravens (10/6)	18, Ryan Tannehill at New York Jets (12/1)
45, Ryan Tannehill to Charles Clay vs. Baltimore Ravens (10/6)	17, Lamar Miller at New York Jets (12/1)
40, Ryan Tannehill to Charles Clay at Pittsburgh Steelers (12/8)	16, Lamar Miller vs. New York Jets (12/29)
40, Ryan Tannehill to Mike Wallace vs. Cincinnati Bengals (10/31)	16, Daniel Thomas vs. Buffalo Bills (10/20)
39t, Ryan Tannehill to Mike Wallace vs. New England Patriots (12/15)	15, Ryan Tannehill at New Orleans Saints (9/30)
39t, Ryan Tannehill to Charles Clay vs. San Diego Chargers (11/17)	15, Daniel Thomas at New England Patriots (10/27)
34t, Ryan Tannehill to Brian Hartline at Cleveland Browns (9/8)	
34, Ryan Tannehill to Mike Wallace at Indianapolis Colts (9/15)	
31t, Ryan Tannehill to Brian Hartline at New York Jets (12/1)	
30, Ryan Tannehill to Brian Hartline vs. Baltimore Ravens (10/6)	
29*, Ryan Tannehill to Brian Hartline vs. Buffalo Bills (10/20)	
29, Ryan Tannehill to Rishard Matthews vs. San Diego Chargers (11/17)	
28t, Ryan Tannehill to Mike Wallace at New York Jets (12/1)	
28, Ryan Tannehill to Charles Clay at New York Jets (12/1)	
28, Ryan Tannehill to Brandon Gibson at New Orleans Saints (9/30)	
27**, Ryan Tannehill to Rishard Matthews at Tampa Bay (11/11)	
25, Ryan Tannehill to Mike Wallace at New England Patriots (10/27)	
25, Ryan Tannehill to Brian Hartline vs. New York Jets (12/29)	
*14 yard pass from Tannehill to Hartline PEN on BUF-K.Alonzo, Personal Foul, 15 yards	
**12 yard pass from Tannehill to Matthews PEN on TB-Goldson, Personal Foul, 15 yards	

2013 BIG PLAYS	
OPPONENTS	
PASSING PLAYS (25 yards or more)	RUNNING PLAYS (15 yards or more)
67***, Ben Roethlisberger to E. Sanders at Pittsburgh Steelers (12/8)	51, Ryan Mathews vs. San Diego Chargers (11/17)
57, Thad Lewis to Robert Woods at Buffalo Bills (12/22)	35t, Giovani Bernard vs. Cincinnati Bengals (10/31)
48, Drew Brees to Darren Sproles at New Orleans Saints (9/30)	32, Chris Ivory at New York Jets (12/1)
47, Andrew Luck to T.Y. Hilton at Indianapolis Colts (9/15)	31, Bobby Rainey at Tampa Bay (11/11)
43t, Ben Roethlisberger to Antonio Brown at Pittsburgh Steelers (12/8)	28, Bernard Pierce vs. Baltimore Ravens (10/6)
43t, Drew Brees to Jimmy Graham at New Orleans (9/30)	26**, Giovani Bernard vs. Cincinnati Bengals (10/30)
43, Joe Flacco to Ed Dickson vs. Baltimore Ravens (10/6)	24, Mike James at Tampa Bay (11/11)
41, Joe Flacco to Torrey Smith vs. Baltimore Ravens (10/6)	23, C.J. Spiller at Buffalo Bills (12/22)
40, Andrew Luck to Colby Fleener at Indianapolis Colts (9/15)	23^, Cam Newton vs. Carolina Panthers (11/24)
40, Joe Flacco to Tandon Doss vs. Baltimore Ravens (10/6)	23, Stevan Ridley at New England Patriots (10/27)
35, Philip Rivers to Ladarius Green vs. San Diego Chargers (11/17)	19, LeGarrette Blount at New England Patriots (10/27)
34, Geno Smith to Kellen Winslow vs. New York Jets (12/29)	18, Jacquizz Rodgers vs. Atlanta Falcons (9/22)
34, Matt Ryan to Jason Snelling vs. Atlanta Falcons (9/22)	18, Darren Sproles at New Orleans (9/30)
32, Philip Rivers to Ladarius Green vs. San Diego Chargers (11/17)	17^^, Geno Smith vs. New York Jets (12/29)
32*, Thad Lewis to Stevie Johnson vs. Buffalo Bills (10/20)	17, Jason Snelling vs. Atlanta Falcons (9/22)
31, Geno Smith to David Nelson vs. New York Jets (12/29)	16, Frank Summers vs. Buffalo Bills (10/20)
31, Ben Roethlisberger to Heath Miller at Pittsburgh Steelers (12/8)	15, Ryan Mathews vs. San Diego Chargers (11/17)
30, Bilal Powell to Jeff Cumberland vs. New York Jets (12/29)	15, Mike Tolbert vs. Carolina Panthers (11/24)
30, Tom Brady to Danny Amendola vs. New England Patriots (12/15)	
30, Tom Brady to Josh Boyce vs. New England Patriots (12/15)	
30, Thad Lewis to T.J. Graham vs. Buffalo Bills (10/20)	
29, Cam Newton to Brandon LaFell vs. Carolina Panthers (11/24)	
28, Matt Ryan to Julio Jones vs. Atlanta Falcons (9/22)	
27t, Drew Brees to Jimmy Graham at New Orleans Saints (9/30)	
26, Tom Brady to Aaron Dobson at New England Patriots (10/27)	
26, Andy Dalton to Marvin Jones vs. Cincinnati Bengals (10/31)	
*17 yard pass from Lewis to Johnson PEN on MIA-J. Jenkins, Roughing the Passer, 15 yards	
**11 yard run by Bernard PEN on MIA-R. Jones, Horse Collar Tackle, 15 yards	
^ 8 yard run by Newton PEN on MIA-R. Jones, Personal Foul, 15 yards	
***Sanders lateral to A. Brown ran out of bounds after 56 yard gain	
^^12 yard run by Smith PEN on MIA - R. Jones, Def Holding, 5 yards	

2013 BIG GAMES		
MIAMI		
100-YARD RUSHERS	100-YARD RECEIVERS	300-YARD PASSERS
105, Lamar Miller vs. Cincinnati Bengals (10/31)	127, Brian Hartline at New York Jets (12/1)	331, Ryan Tannehill at New York Jets (12/1)
105, Daniel Thomas at Pittsburgh Steelers (12/8)	127, Mike Wallace vs. Carolina Panthers (11/24)	319, Ryan Tannehill at Indianapolis Colts (9/15)
	120, Rishard Matthews at Tampa Bay (11/11)	312, Ryan Tannehill vs. New England Patriots (12/15)
	115, Mike Wallace at Indianapolis Colts (9/15)	310, Ryan Tannehill vs. Carolina Panthers (11/24)
	114, Brian Hartline at Cleveland Browns (9/8)	307, Ryan Tannehill vs. Baltimore Ravens (10/6)
	109, Charles Clay at Indianapolis Colts (9/15)	
	105, Mike Wallace vs. New England Patriots (12/15)	
	105, Mike Wallace vs. Baltimore Ravens (10/6)	

2013 BIG GAMES		
OPPONENT		
100-YARD RUSHERS	100-YARD RECEIVERS	300-YARD PASSERS
127, Ryan Mathews vs. San Diego Chargers (11/17)	139, Julian Edelman vs. New England Patriots (12/15)	413, Drew Brees at New Orleans Saints (9/30)
111, Fred Jackson at Buffalo Bills (12/22)	138, Antonio Brown at Pittsburgh Steelers (12/8)	364, Tom Brady vs. New England Patriots (12/15)
	131, Danny Amendola vs. New England Patriots (12/15)	349, Ben Roethlisberger at Pittsburgh Steelers (12/8)
	128, A.J. Green vs. Cincinnati Bengals (10/31)	338, Andy Dalton vs. Cincinnati Bengals (10/31)
	124, T.Y. Hilton at Indianapolis Colts (9/15)	321, Andrew Luck at Indianapolis Colts (9/15)
	121, Torrey Smith vs. Baltimore Ravens (10/6)	
	115, Julio Jones vs. Atlanta Falcons (9/22)	
	114, Darren Sproles at New Orleans Saints (9/30)	
	108, Jordan Cameron at Cleveland Browns (9/8)	
	100, Jimmy Graham at New Orleans Saints (9/30)	



2013 MIAMI DOLPHINS FINAL REGULAR SEASON STATISTICS



IN 2013, THE MIAMI DOLPHINS ARE ...

2-2 when leading after the 1 st Quarter	4-4 in road games
3-3 when leading after the 2 nd Quarter	0-1 when playing in domes
6-3 when leading after the 3 rd Quarter	8-7 when playing outdoors
4-4 when behind after the 1 st Quarter	2-3 when playing on artificial turf
3-5 when behind after the 2 nd Quarter	6-5 when playing on natural grass
0-5 when behind after the 3 rd Quarter	3-3 after winning the coin toss
4-2 when Miami scores first	5-5 after losing the coin toss
4-6 when opponent scores first	7-2 when scoring 21 points or more
2-0 when tied at halftime	6-3 when yielding 20 points or less
4-4 in home games	1-0 in overtime contests

2013 MIAMI DOLPHINS GAME-BY-GAME 3RD DOWNS

DATE	OPPONENT	MIAMI			OPPONENTS		
		MADE	ATTEMPTS	PCT	MADE	ATTEMPTS	PCT
9/8	at Cleveland Browns	8	16	50.0%	1	14	7.1%
9/15	at Indianapolis Colts	6	14	42.9%	7	15	46.7%
9/22	ATLANTA FALCONS	7	12	58.3%	5	11	45.5%
9/30	at New Orleans Saints	3	9	33.3%	6	13	46.2%
10/6	BALTIMORE RAVENS	3	16	18.8%	6	16	37.5%
10/20	BUFFALO BILLS	3	13	23.1%	9	19	47.4%
10/27	at New England Patriots	8	17	47.1%	2	10	20.0%
10/31	CINCINNATI BENGALS	3	14	21.4%	10	20	50.0%
11/11	at Tampa Bay Buccaneers	4	12	33.3%	3	12	25.0%
11/17	SAN DIEGO CHARGERS	2	10	20.0%	4	11	36.4%
11/24	CAROLINA PANTHERS	4	16	25.0%	6	17	35.3%
12/1	at New York Jets	7	16	43.8%	2	12	16.7%
12/8	at Pittsburgh Steelers	6	14	42.9%	8	17	47.1%
12/15	NEW ENGLAND PATRIOTS	4	11	36.4%	9	17	52.9%
12/22	at Buffalo Bills	2	14	14.3%	7	19	36.8%
12/29	NEW YORK JETS	6	13	46.2%	6	15	40.0%
2013 TOTALS		76	217	35.0%	91	238	38.2%

2013 MIAMI DOLPHINS 3rd DOWN AND ...

THIRD DOWN EFFICIENCY													
3RD DOWN AND ...													
	1	2	3	4	5	6	7	8	9	10	10+	TOTAL	PERCENT
Dolphins	14-23	11-21	8-16	9-20	3-15	6-19	3-11	5-9	7-15	5-20	4-48	76-217	35.0%
Opponents	19-28	6-16	5-21	12-22	4-13	3-12	9-19	3-14	3-7	9-26	9-43	91-238	38.2%

2013 THIRD DOWN EFFICIENCY GAME-BY-GAME

MIAMI DOLPHINS 3RD DOWN AND...													
Date	OPP	1	2	3	4	5	6	7	8	9	10	10+	TOTAL
9/8	at Cleveland Browns	1-1	3-3		1-2	0-1	0-1				2-2	1-6	8-16
9/15	at Indianapolis Colts	2-3	0-1	1-1	1-1	0-1	0-1	0-1	2-2		0-2	0-1	6-14
9/22	ATLANTA FALCONS	1-1	1-2		1-1			1-2	1-1	2-3	0-1	0-1	7-12
9/30	at New Orleans Saints	0-1		1-1		0-1	1-1	0-1		1-2		0-2	3-9
10/6	BALTIMORE RAVENS	0-1	0-1	0-1		0-1	1-3			1-1	1-4	0-4	3-16
10/20	BUFFALO BILLS	2-2	0-1	0-1	1-1	0-2	0-1	0-1			0-2	0-2	3-13
10/27	at New England Patriots		2-5	1-2	2-2	0-2		1-1			1-2	1-3	8-17
10/31	CINCINNATI BENGALS	3-6		0-1	0-2		0-2				0-1	0-2	3-14
11/11	at Tampa Bay Buccaneers	1-1		2-2					0-1	1-4		0-4	4-12
11/17	SAN DIEGO CHARGERS		2-3		0-1				0-1			0-5	2-10
11/24	CAROLINA PANTHERS	1-1		0-1	1-3	0-1	1-3	1-1			0-2	0-4	4-16
12/1	at New York Jets	1-4	1-1	1-2	0-1	1-2	2-2				0-1	1-3	7-16
12/8	at Pittsburgh Steelers	1-1	1-1	1-2	2-2			0-3	1-2	0-1		0-2	6-14
12/15	NEW ENGLAND PATRIOTS		1-2	1-1	0-2	1-1	0-1				1-1	0-3	4-11
12/22	at Buffalo Bills	1-1	0-1		0-2	0-1		0-1	0-1		0-3	1-4	2-14
12/29	NEW YORK JETS			0-1		1-2	1-4		1-1	0-1	2-2	0-2	6-13
2013 TOTALS		14-23	11-21	8-16	9-20	3-15	6-19	3-11	5-9	7-15	5-20	4-48	76-217
PERCENTAGE		60.8%	52.3%	50.0%	45.0%	20.0%	31.5%	27.2%	55.5%	46.6%	25.0%	8.3%	35.0%

2013 THIRD DOWN EFFICIENCY GAME-BY-GAME

OPPONENTS 3RD DOWN AND...													
Date	OPP	1	2	3	4	5	6	7	8	9	10	10+	TOTAL
9/8	at Cleveland Browns		0-1		1-1	0-1			0-3		0-4	0-4	1-14
9/15	at Indianapolis Colts	1-3	1-1	1-2	0-1	0-1	1-1	2-2	0-1	0-1	0-1	1-1	7-15
9/22	ATLANTA FALCONS	2-4			2-3			1-1			0-2	0-1	5-11
9/30	at New Orleans Saints		1-2	1-2	1-2		0-1					3-6	6-13
10/6	BALTIMORE RAVENS	1-1	1-3	0-2	0-1	2-2	0-1	0-1			1-1	1-4	6-16
10/20	BUFFALO BILLS	2-2	1-1	0-1	1-2		0-1	1-2	0-1	1-2	0-1	3-6	9-19
10/27	at New England Patriots	2-2	0-3	0-1		0-1			0-1		0-2		2-10
10/31	CINCINNATI BENGALS	1-2	0-1	0-3	1-4	1-1		1-1	2-3		3-4	1-1	10-20
11/11	at Tampa Bay Buccaneers	2-2			0-1	0-1	0-1			1-1	0-2	0-4	3-12
11/17	SAN DIEGO CHARGERS	1-1			1-1	0-2		1-3		0-1	1-1	0-2	4-11
11/24	CAROLINA PANTHERS	1-3	1-1	1-2		0-1		2-4	1-1		0-2	0-3	6-17
12/1	at New York Jets	1-1	0-1	0-1			0-2		0-2		1-1	0-4	2-12
12/8	at Pittsburgh Steelers	3-3		0-2	2-3		1-2	0-1			2-3	0-3	8-17
12/15	NEW ENGLAND PATRIOTS	2-2	3-4	1-1	1-2	0-2			0-3		1-2	0-1	9-17
12/22	at Buffalo Bills	1-2	0-1	2-5	2-2		1-2	0-2	0-1	1-1	0-1	0-2	7-19
12/29	NEW YORK JETS	1-2	1-1		1-1	1-3	0-1	1-2	0-1	0-1	1-1	0-2	6-15
2013 TOTALS		19-28	6-16	5-21	12-22	4-13	3-12	9-19	3-14	3-7	9-26	9-43	91-238
PERCENTAGE		67.8%	37.5%	23.8%	54.5%	30.8%	25.0%	47.3%	21.4%	42.8%	34.6%	20.9%	38.2%



2013 MIAMI DOLPHINS FINAL REGULAR SEASON STATISTICS



2013 MIAMI DOLPHINS GAME-BY-GAME 4th DOWNS								
DATE	OPPONENT	MIAMI			OPPONENTS			
		MADE	ATTEMPTS	PCT	MADE	ATTEMPTS	PCT	
9/8	at Cleveland Browns	0	0	0.0%	2	4	50%	
9/15	at Indianapolis Colts	0	1	0.0%	0	1	0.0%	
9/22	ATLANTA FALCONS	0	0	0.0%	0	0	0.0%	
9/30	at New Orleans Saints	0	0	0.0%	0	0	0.0%	
10/6	BALTIMORE RAVENS	1	1	100%	0	0	0.0%	
10/20	BUFFALO BILLS	0	1	0.0%	0	0	0.0%	
10/27	at New England Patriots	1	2	50%	1	1	100%	
10/31	CINCINNATI BENGALS	0	0	0.0%	1	1	100%	
11/11	at Tampa Bay Buccaneers	0	1	0.0%	0	0	0.0%	
11/17	SAN DIEGO CHARGERS	0	0	0.0%	0	0	0.0%	
11/24	CAROLINA PANTHERS	0	0	0.0%	2	2	100%	
12/1	at New York Jets	0	2	0.0%	0	2	0.0%	
12/8	at Pittsburgh Steelers	0	0	0.0%	1	2	50%	
12/15	NEW ENGLAND PATRIOTS	1	2	50%	1	2	50%	
12/22	at Buffalo Bills	0	1	0.0%	0	0	0.0%	
12/29	NEW YORK JETS	0	1	0.0%	0	0	0.0%	
TOTAL		3	12	25.0%	8	15	53.3%	

2013 MIAMI DOLPHINS 4th DOWN AND ...													
FOURTH DOWN EFFICIENCY													
	4th DOWN AND ...												
	1	2	3	4	5	6	7	8	9	10	10+	TOTAL	PERCENT
Dolphins	1-6	0-0	0-0	0-0	1-1	0-0	0-0	0-0	0-0	1-2	0-3	3-12	25.0%
Opponent	2-2	0-1	0-0	2-2	0-2	0-0	0-0	1-2	0-1	3-5	0-0	8-15	53.3%

2013 FOURTH DOWN EFFICIENCY GAME-BY-GAME														
MIAMI DOLPHINS 4th DOWN AND...														
Date	OPP	1	2	3	4	5	6	7	8	9	10	10+	TOTAL	
9/8	at Cleveland Browns												0-0	
9/15	at Indianapolis Colts				0-1								0-1	
9/22	ATLANTA FALCONS												0-0	
9/30	at New Orleans Saints												0-0	
10/6	BALTIMORE RAVENS											1-1	1-1	
10/20	BUFFALO BILLS											0-1	0-1	
10/27	at New England Patriots				1-1								1-2	
10/31	CINCINNATI BENGALS												0-0	
11/11	at Tampa Bay Buccaneers											0-1	0-1	
11/17	SAN DIEGO CHARGERS												0-0	
11/24	CAROLINA PANTHERS												0-0	
12/1	at New York Jets				0-2								0-2	
12/8	at Pittsburgh Steelers												0-0	
12/15	NEW ENGLAND PATRIOTS				0-1			1-1					1-2	
12/22	at Buffalo Bills											0-1	0-1	
12/29	NEW YORK JETS				0-1								0-1	
2013 TOTALS			1-6	0-0	0-0	0-0	1-1	0-0	0-0	0-0	0-0	1-2	0-3	3-12
PERCENTAGE			17%	0%	0%	0%	100%	0%	0%	0%	0%	50%	0%	25.0%

2013 FOURTH DOWN EFFICIENCY GAME-BY-GAME														
OPPONENTS 4th DOWN AND...														
Date	OPP	1	2	3	4	5	6	7	8	9	10	10+	TOTAL	
9/8	at Cleveland Browns				0-1							0-1	2-4	
9/15	at Indianapolis Colts											0-1	0-1	
9/22	ATLANTA FALCONS												0-0	
9/30	at New Orleans Saints												0-0	
10/6	BALTIMORE RAVENS												0-0	
10/20	BUFFALO BILLS												0-0	
10/27	at New England Patriots							1-1					1-1	
10/31	CINCINNATI BENGALS				1-1								1-1	
11/11	at Tampa Bay Buccaneers												0-0	
11/17	SAN DIEGO CHARGERS												0-0	
11/24	CAROLINA PANTHERS				1-1							1-1	2-2	
12/1	at New York Jets							0-1				0-1	0-2	
12/8	at Pittsburgh Steelers							1-1				0-1	1-2	
12/15	NEW ENGLAND PATRIOTS							0-1				1-1	1-2	
12/22	at Buffalo Bills												0-0	
12/29	NEW YORK JETS												0-0	
2013 TOTALS			2-2	0-1	0-0	2-2	0-2	0-0	0-0	1-2	0-1	3-5	0-0	8-15
PERCENTAGE			100%	0%	0%	100%	0%	0%	0%	50%	0%	60%	0%	53.3%

2013 MIAMI DOLPHINS QUARTER-BY-QUARTER SCORING															
DATE	OPPONENT	W/L	MIAMI					OPPONENTS							
			1st	2nd	3rd	4th	OT	Total	1st	2nd	3rd	4th	OT	Total	
9/8	at Cleveland Browns	W	3	3	7	10	0	23	0	7	3	0	0	10	
9/15	at Indianapolis Colts	W	14	3	7	0	0	24	3	14	3	0	0	20	
9/22	ATLANTA FALCONS	W	0	10	10	7	0	27	7	6	7	3	0	23	
9/30	at New Orleans Saints	L	3	7	0	7	0	17	7	14	14	3	0	38	
10/6	BALTIMORE RAVENS	L	3	10	0	10	0	23	3	3	10	10	0	26	
10/20	BUFFALO BILLS	L	0	14	7	0	0	21	14	3	0	6	0	23	
10/27	at New England Patriots	L	7	10	0	0	0	17	0	3	17	7	0	27	
10/31	CINCINNATI BENGALS	W	0	10	7	3	2	22	0	3	7	10	0	20	
11/11	at Tampa Bay Buccaneers	L	0	7	12	0	0	19	10	5	0	7	0	22	
11/17	SAN DIEGO CHARGERS	W	3	7	7	3	0	20	7	3	3	3	0	16	
11/24	CAROLINA PANTHERS	L	7	9	0	0	0	16	3	3	7	7	0	20	
12/1	at New York Jets	W	0	6	14	3	0	23	0	0	3	0	0	3	
12/8	at Pittsburgh Steelers	W	3	7	14	10	0	34	7	0	14	7	0	28	
12/15	NEW ENGLAND PATRIOTS	W	0	7	3	14	0	24	3	7	0	10	0	20	
12/22	at Buffalo Bills	L	0	0	0	0	0	0	3	7	0	9	0	19	
12/29	NEW YORK JETS	L	0	7	0	0	0	7	0	14	0	6	0	20	
TOTAL			8-8	43	117	88	67	2	317	67	92	88	88	0	335



2013 MIAMI DOLPHINS FINAL REGULAR SEASON STATISTICS



2013 MIAMI DOLPHINS GAME-BY-GAME STARTERS											
OFFENSE											
GAME	WR	LT	LG	C	RG	RT	TE	WR	QB	RB	WR
at Cleveland Browns	Clay*	Martin	Incognito	Pouncey	Jerry	Clabo	Sims	Wallace	Tannehill	L. Miller	Egnew
at Indianapolis Colts	Hartline	Martin	Incognito	Pouncey	Jerry	Clabo	Clay	Wallace	Tannehill	L. Miller	Sims
ATLANTA FALCONS	Hartline	Martin	Incognito	Pouncey	Jerry	Clabo	Clay	Wallace	Tannehill	L. Miller	Gibson
at New Orleans Saints	Hartline	Martin	Incognito	Pouncey	Jerry	Clabo	Clay	Wallace	Tannehill	L. Miller	Gibson
BALTIMORE RAVENS	Hartline	Martin	Incognito	Pouncey	Jerry	Clabo	Clay	Wallace	Tannehill	L. Miller	Gibson
BUFFALO BILLS	Hartline	Martin	Incognito	Pouncey	Jerry	Clabo	Sims	Wallace	Tannehill	DN Thomas	Egnew
at New England Patriots	Hartline	McKinnie	Incognito	Pouncey	Jerry	Martin	Clay	Wallace	Tannehill	L. Miller	Sims
CINCINNATI BENGALS	Hartline	McKinnie	Incognito	Pouncey	Jerry	Clabo	Clay	Wallace	Tannehill	L. Miller	Egnew
at Tampa Bay Buccaneers	Hartline	McKinnie	Garner	Pouncey	Jerry	Clabo	Clay	Wallace	Tannehill	L. Miller	Matthews
SAN DIEGO CHARGERS	Hartline	McKinnie	Brenner	Garner	Jerry	Clabo	Clay	Wallace	Tannehill	L. Miller	Egnew
CAROLINA PANTHERS	Hartline	McKinnie	Brenner	Garner	Jerry	Clabo	Clay	Wallace	Tannehill	L. Miller	Matthews
at New York Jets	Hartline	McKinnie	Garner	Pouncey	Jerry	Clabo	Clay	Wallace	Tannehill	L. Miller	Matthews
at Pittsburgh Steelers	Hartline	McKinnie	Garner	Pouncey	Jerry	Clabo	Clay	Wallace	Tannehill	L. Miller	Sims
NEW ENGLAND PATRIOTS	Hartline	McKinnie	Brenner	Pouncey	Jerry	Clabo	Clay	Wallace	Tannehill	L. Miller	Matthews
at Buffalo Bills	Hartline	McKinnie	Brenner	Pouncey	Jerry	Clabo	Clay	Wallace	Tannehill	L. Miller	Matthews
NEW YORK JETS	Hartline	McKinnie	Garner	Pouncey	Jerry	Clabo	Clay	Wallace	Tannehill	L. Miller	Egnew

2013 MIAMI DOLPHINS GAME-BY-GAME STARTERS											
DEFENSE											
GAME	LE	DT	DT	RE	LOLB	ILB	ROLB	CB	CB	SS	FS
at Cleveland Browns	Wake	Odrick	Solai	Vernon	Wheeler	Ellerbe	Misi	Grimes	Patterson	Clemons	R. Jones
at Indianapolis Colts	Wake	Odrick	Solai	Vernon	Wheeler	Ellerbe	Misi	Grimes	Carroll	Clemons	R. Jones
ATLANTA FALCONS	Wake	Odrick	Starks	Vernon	Wheeler	Ellerbe	Misi	Grimes	Carroll	Clemons	R. Jones
at New Orleans Saints	Shelby	Starks	Solai	Vernon	Wheeler	Ellerbe	Misi	Grimes	Carroll	Clemons	R. Jones
BALTIMORE RAVENS	Wake	Starks	Solai	Vernon	Wheeler	Ellerbe	Misi	Grimes	Carroll	Clemons	R. Jones
BUFFALO BILLS	Wake	Starks	Solai	Vernon	Wheeler	Trusnik	Misi	Grimes	Carroll	Clemons	R. Jones
at New England Patriots	Wake	Starks	Solai	Vernon	Wheeler	Ellerbe	Wilson	Grimes	Patterson	Clemons	R. Jones
CINCINNATI BENGALS	Wake	Starks	Solai	Vernon	Wheeler	Ellerbe	Misi	Grimes	Patterson	Clemons	R. Jones
at Tampa Bay Buccaneers	Wake	Starks	Solai	Vernon	Wheeler	Ellerbe	Trusnik	Grimes	Carroll	Clemons	R. Jones
SAN DIEGO CHARGERS	Wake	Starks	Solai	Vernon	Wheeler	Ellerbe	Misi	Grimes	Patterson	Clemons	R. Jones
CAROLINA PANTHERS	Wake	Starks	Solai	Vernon	Wheeler	Ellerbe	Misi	Grimes	Carroll	Clemons	R. Jones
at New York Jets	Wake	Starks	Solai	Vernon	Wheeler	Ellerbe	Misi	Grimes	Carroll	Clemons	R. Jones
at Pittsburgh Steelers	Wake	Starks	Solai	Vernon	Wheeler	Ellerbe	Wilson	Grimes	Carroll	Clemons	R. Jones
NEW ENGLAND PATRIOTS	Wake	Starks	Solai	Vernon	Wheeler	Ellerbe	Wilson	Grimes	Carroll	Clemons	R. Jones
at Buffalo Bills	Wake	Starks	Solai	Vernon	Wheeler	Ellerbe	Misi	Grimes	Carroll	Clemons	R. Jones
NEW YORK JETS	Wake	Starks	Solai	Odrick	Wheeler	Ellerbe	Misi	Grimes	Carroll	Clemons	R. Jones

2013 MIAMI DOLPHINS INACTIVES							
at Cleveland Browns	Devlin	Taylor	Gillislee	Davis	Kaddu	Watkins	DL Thomas
at Indianapolis Colts	Devlin	Taylor	Gillislee	Davis	Kaddu	Watkins	DL Thomas
ATLANTA FALCONS	Devlin	Taylor	Patterson	Kaddu	Watkins	DL Thomas	Solai
at New Orleans Saints	Devlin	Gillislee	Patterson	Davis	Watkins	DL Thomas	Wake
BALTIMORE RAVENS	Devlin	Gillislee	Patterson	Davis	Kaddu	Watkins	DL Thomas
BUFFALO BILLS	Devlin	Gillislee	Davis	Kaddu	Ellerbe	Watkins	DL Thomas
at New England Patriots	Devlin	Gillislee	Taylor	Davis	Watkins	DL Thomas	Yeatman
CINCINNATI BENGALS	Devlin	Gillislee	Davis	Watkins	DL Thomas	Martin	Sims
at Tampa Bay Buccaneers	Devlin	Gillislee	Patterson	Misi	Arkin	DL Thomas	Martin
SAN DIEGO CHARGERS	Devlin	Gillislee	Davis	Pouncey	Arkin	Martin	Aaitui
CAROLINA PANTHERS	Devlin	Gillislee	Patterson	Pouncey	Watkins	Martin	Aaitui
at New York Jets	Devlin	Taylor	Patterson	DN Thomas	Watkins	Arkin	Francis
at Pittsburgh Steelers	Devlin	Taylor	Davis	Campbell	Watkins	Arkin	Francis
NEW ENGLAND PATRIOTS	Devlin	Taylor	Rogers	Campbell	Watkins	Arkin	Francis
at Buffalo Bills	Devlin	Gillislee	J. Brown	C. Owens	Watkins	Arkin	Francis
NEW YORK JETS	Devlin	Gillislee	Davis	J. Brown	Watkins	Arkin	Francis

2013 NFL HONORS	
AFC DEFENSIVE PLAYER OF THE WEEK	
<i>Week 9 - DE Cameron Wake vs. Cincinnati Bengals (10/31)</i>	
<i>Week 13 - DE Olivier Vernon at New York Jets (12/1)</i>	
<i>Week 15 - S Michael Thomas vs. New England Patriots (12/15)</i>	
PEPSI NEXT ROOKIE OF THE WEEK	
<i>Week 1 - K Caleb Sturgis at Cleveland Browns (9/8)</i>	
OTHER HONORS	
<i>WEEK 3 - GMC NEVER SAY NEVER MOMENT OF THE WEEK - Miami's 4th Quarter Comeback vs. Atlanta (9/22)</i>	



2013 MIAMI DOLPHINS FINAL REGULAR SEASON STATISTICS



2013 MIAMI DOLPHINS OPPONENT TEAM SINGLE-GAME HIGHS						
OPPONENTS vs. DOLPHINS						
HIGH	OPPONENT	DATE		LOW	OPPONENT	DATE
			<u>FIRST DOWNS</u>			
29	vs. New England Patriots	12/15	Total	10	at New York Jets	12/1
10	vs. Cincinnati Bengals	9/15	Rushing	2	at Cleveland Browns	9/8
	vs. New York Jets	12/29				
19	vs. New England Patriots	12/15	Passing	6	at New England Patriots	10/27
					at New York Jets	12/1
4	at New England Patriots	10/27	Penalty	0	at Indianapolis Colts	9/15
					at New York Jets	12/1
					at Pittsburgh Steelers	12/8
			<u>RUSHING</u>			
203	at Buffalo Bills	12/22	Net Yards	47	at Cleveland Browns	9/8
51	at Buffalo Bills	12/22	Attempts	13	at Cleveland Browns	9/8
5.9	vs. San Diego Chargers	11/17	Average	2.8	at New Orleans Saints	9/30
2	vs. Baltimore Ravens	10/6	Touchdowns	0	at Cleveland Browns	9/8
	at New England Patriots	10/27			vs. Atlanta Falcons	9/22
	vs. Cincinnati Bengals	10/31			vs. San Diego Chargers	11/17
	vs. New York Jets	12/29			at New York Jets	12/1
					at Pittsburgh Steelers	12/8
					vs. New England Patriots	12/15
			<u>PASSING</u>			
397	at New Orleans Saints	9/30	Net Yards	78	at New York Jets	12/1
55	vs. New England Patriots	12/15	Attempts	21	at Tampa Bay	11/11
34	vs. New England Patriots	12/15	Completions	11	at Tampa Bay	10/27
4	at New Orleans Saints	9/30	Touchdowns	0	vs. Baltimore Ravens	10/6
					vs. Buffalo Bills	10/20
					vs. Cincinnati Bengals	10/31
					at New York Jets	12/1
					at Buffalo Bills	12/22
					vs. New York Jets	12/29
76.9%	at New Orleans Saints	9/30	Completion %	46.4%	at New York Jets	12/1
3	at Cleveland Browns	9/8	Interceptions	0	at New Orleans Saints	9/30
	vs. Cincinnati Bengals	10/31			at Pittsburgh Steelers	12/8
6	at Cleveland Browns	9/8	Times Sacked	0	vs. New York Jets	12/29
					vs. Atlanta Falcons	9/22
45	at Cleveland Browns	9/8	Yards Lost	0	vs. New York Jets	12/29
					vs. Atlanta Falcons	9/22
					vs. New York Jets	12/29
			<u>PUNT</u>			
7	vs. Buffalo Bills	10/20	Total	2	vs. Atlanta Falcons	9/22
	vs. Carolina Panthers	11/24				
	at New York Jets	12/1				
397	vs. Carolina Panthers	11/24	Yards	66	vs. Atlanta Falcons	9/22
72	vs. Carolina Panthers	11/24	Long	36	vs. Atlanta Falcons	9/22
56.7	vs. Carolina Panthers	11/24	Gross Average	33.0	vs. Atlanta Falcons	9/22
46.6	vs. Carolina Panthers	11/24	Net Average	32.0	vs. Baltimore Ravens	10/6
					at Pittsburgh Steelers	12/8
6	vs. Cincinnati Bengals	10/31	Returns	0	vs. New England Patriots	12/15
55	at Tampa Bay	11/11	Return Yards	0	vs. New England Patriots	12/15
					at Buffalo Bills	12/22
41.0	vs. Carolina Panthers	11/24	Return Average	0.0	vs. New England Patriots	12/15
					at Buffalo Bills	12/22
			<u>PENALTIES</u>			
10	vs. San Diego Chargers	11/17	Total	1	vs. New England Patriots	12/15
76	vs. San Diego Chargers	11/17	Yards Penalized	2	vs. New England Patriots	12/15
			<u>FUMBLES</u>			
3	at Buffalo Bills	12/22	Total	0	at Tampa Bay	11/11
					vs. San Diego Chargers	11/17
					vs. Carolina Panthers	11/24
					at Pittsburgh Steelers	12/8
					vs. New England Patriots	12/15
					vs. New York Jets	12/29
1	vs. Atlanta Falcons	9/22	Lost	0	at Cleveland Browns	9/8
	at New Orleans Saints	9/30			at Indianapolis Colts	9/15
	vs. Baltimore Ravens	10/6			vs. Buffalo Bills	10/20
	vs. Cincinnati Bengals	10/31			at New England Patriots	10/27
	at New York Jets	12/1			at Tampa Bay	11/11
					vs. San Diego Chargers	11/17
					vs. Carolina Panthers	11/24
					at Pittsburgh Steelers	12/8
					vs. New England Patriots	12/15
					at Buffalo Bills	12/22
					vs. New York Jets	12/29
			<u>TIME OF POSSESSION</u>			
40:02	vs. Cincinnati Bengals	10/31		21:08	at New York Jets	12/1



2013 MIAMI DOLPHINS FINAL REGULAR SEASON STATISTICS



2013 MIAMI DOLPHINS INDIVIDUAL SINGLE-GAME HIGHS				
DOLPHINS INDIVIDUAL HIGHS		PLAYER	OPPONENT	DATE
OFFENSE				
RUSHING				
Yards	105	Lamar Miller	vs. Cincinnati Bengals	10/31
		Daniel Thomas	at Pittsburgh Steelers	12/8
Attempts	22	Lamar Miller	at New York Jets	12/1
Touchdowns	1	Daniel Thomas	at Cleveland Browns	9/8
		Lamar Miller	at Indianapolis Colts	9/15
		Charles Clay	at Indianapolis Colts	9/15
		Daniel Thomas	vs. Atlanta Falcons	9/22
		Lamar Miller	at New Orleans Saints	9/30
		Ryan Tannehill	vs. Cincinnati Bengals	10/31
		Daniel Thomas	vs. San Diego Chargers	11/17
		Daniel Thomas	at Pittsburgh Steelers	12/8
Yards by Quarterback	56	Ryan Tannehill	at Pittsburgh Steelers	12/8
Longest Run from Scrimmage	55	Daniel Thomas	at Pittsburgh Steelers	12/8
Longest Run from Scrimmage for TD	10	Lamar Miller	at Indianapolis Colts	9/15
PASSING				
Yards	331	Ryan Tannehill	at New York Jets	12/1
Attempts	43	Ryan Tannehill	at New York Jets	12/1
Completions	28	Ryan Tannehill	vs. Carolina Panthers	11/24
		Ryan Tannehill	at New York Jets	12/1
Touchdowns	3	Ryan Tannehill	vs. Buffalo Bills	10/20
		Ryan Tannehill	at Pittsburgh Steelers	12/8
		Ryan Tannehill	vs. New England Patriots	12/15
Completion Percentage	71.4%	Ryan Tannehill	vs. Cincinnati Bengals	9/8
Interceptions	0	Ryan Tannehill	at Indianapolis Colts	9/15
		Ryan Tannehill	vs. Baltimore Ravens	10/6
		Ryan Tannehill	vs. Cincinnati Bengals	10/31
		Ryan Tannehill	vs. New England Patriots	12/15
Longest Completion	67	Ryan Tannehill	at Indianapolis Colts	9/15
Longest Completion for TD	53t	Ryan Tannehill	vs. Carolina Panthers	11/24
RECEIVING				
Receptions	11	Rishard Matthews	at Tampa Bay	11/11
Yards	127	Mike Wallace	vs. Carolina Panthers	11/24
		Brian Hartline	at New York Jets	12/1
Touchdowns	2	Brandon Gibson	vs. Buffalo Bills	10/20
		Rishard Matthews	at Tampa Bay	11/11
		Charles Clay	at Pittsburgh Steelers	12/8
Longest Reception by Running Back	50	Marcus Thigpen	at New Orleans Saints	9/30
Yards by Running Back	50	Marcus Thigpen	vs. New Orleans Saints	9/30
Longest Reception	67	Charles Clay	at Indianapolis Colts	9/15
Longest Reception for TD	53t	Mike Wallace	vs. Carolina Panthers	11/24
TOTAL YARDS FROM SCRIMMAGE	129	Lamar Miller	vs. Cincinnati Bengals	10/31
DEFENSE				
TACKLES				
Total	14	Dannell Ellerbe	at Indianapolis Colts	9/15
		Phillip Wheeler	at Buffalo Bills	12/22
Solo	11	Dannell Ellerbe	at Tampa Bay	11/11
INTERCEPTIONS				
Total	2	Dimitri Patterson	at Cleveland Browns	9/8
Longest Return	94t	Brent Grimes	vs. Cincinnati Bengals	10/31
Longest Return for Touchdown	94t	Brent Grimes	vs. Cincinnati Bengals	10/31
FUMBLES				
Total Forced	1	Derrick Shelby	at Cleveland Browns	9/8
		Derrick Shelby	at Indianapolis Colts	9/15
		Jimmy Wilson	at New Orleans Saints	9/30
		Paul Soliai	vs. Baltimore Ravens	10/6
		Randy Starks	vs. Buffalo Bills	10/20
		Cameron Wake	vs. Cincinnati Bengals	10/31
		Cameron Wake	at Pittsburgh Steelers	12/8
		Jared Odrick	at Buffalo Bills	12/22
Total Recovered	1	Dannell Ellerbe	at New Orleans Saints	9/30
		Dannell Ellerbe	vs. Baltimore Ravens	10/6
		Cameron Wake	vs. Cincinnati Bengals	10/31
		Phillip Wheeler	at New York Jets	12/1
		Randy Starks	at Pittsburgh Steelers	12/8
Longest Return for Touchdown	-	-	-	-
SACKS				
Total	3	Cameron Wake	vs. Cincinnati Bengals	10/31
		Olivier Vernon	at New York Jets	12/1
Yards Lost	25	Olivier Vernon	at New York Jets	12/1
SPECIAL TEAMS				
Field Goals Made	3	Caleb Sturgis	at Cleveland Browns	9/8
		Caleb Sturgis	vs. Baltimore Ravens	10/6
		Caleb Sturgis	vs. Carolina Panthers	11/24
		Caleb Sturgis	at New York Jets	12/1
Field Goal Attempts	4	Caleb Sturgis	vs. Baltimore Ravens	10/6
		Caleb Sturgis	vs. Carolina Panthers	11/24
		Caleb Sturgis	at New York Jets	12/1
Longest Field Goal	54	Caleb Sturgis	at Indianapolis Colts	9/15
Longest Field Goal Attempt	57	Caleb Sturgis	vs. Baltimore Ravens	10/6
Punts	10	Brandon Fields	at Buffalo Bills	12/22
Longest Punt (yards)	74	Brandon Fields	at Buffalo Bills	12/22
Highest Gross Average	54.0	Brandon Fields	at Cleveland Browns	9/8
Highest Net Average	51.7	Brandon Fields	vs. Atlanta Falcons	9/22
Most Punt Returns	7	Marcus Thigpen	vs. Carolina Panthers	11/24
Most Punt Return Yards	71	Marcus Thigpen	vs. Carolina Panthers	11/24
Highest Punt Return Average*	10.1	Marcus Thigpen	vs. Carolina Panthers	11/24
Longest Punt Return	34	Marcus Thigpen	at Tampa Bay	11/11
Most Kickoff Returns	4	Marcus Thigpen	at Pittsburgh Steelers	12/8
Most Kickoff Return Yards	82	Marcus Thigpen	at Pittsburgh Steelers	12/8
Highest Kickoff Return Average*	36.5	Marcus Thigpen	at Indianapolis Colts	9/15
Longest Kickoff Return	50	Marcus Thigpen	at New York Jets	12/1

*Min of two



2013 MIAMI DOLPHINS FINAL REGULAR SEASON STATISTICS



2013 MIAMI DOLPHINS OPPONENT INDIVIDUAL SINGLE-GAME HIGHS				
DOLPHINS INDIVIDUAL HIGHS		PLAYER	OPPONENT	DATE
OFFENSE				
<i>RUSHING</i>				
Yards	127	Ryan Mathews	vs. San Diego Chargers	11/17
Attempts	27	Ray Rice	vs. Baltimore Ravens	10/6
Touchdowns	2	Ray Rice	vs. Baltimore Ravens	10/6
		Giovani Bernard	vs. Cincinnati Bengals	10/31
Yards by Quarterback	51	Cam Newton	vs. Carolina Panthers	11/24
Longest Run from Scrimmage	51	Ryan Mathews	vs. San Diego Chargers	11/17
Longest Run from Scrimmage for TD	35t	Giovani Bernard	vs. Cincinnati Bengals	10/31
<i>PASSING</i>				
Yards	413	Drew Brees	at New Orleans Saints	9/30
Attempts	55	Tom Brady	vs. New England Patriots	12/15
Completions	34	Tom Brady	vs. New England Patriots	12/15
Touchdowns	4	Drew Brees	at New Orleans Saints	9/30
Completion Percentage	76.9%	Drew Brees	at New Orleans Saints	9/30
Interceptions	0	Drew Brees	at New Orleans Saints	9/30
		Ben Roethlisberger	at Pittsburgh Steelers	12/8
		Geno Smith	vs. New York Jets	12/29
Longest Completion	62	Ben Roethlisberger	at Pittsburgh Steelers	12/8
Longest Completion for TD	43	Drew Brees	at New Orleans Saints	9/30
		Ben Roethlisberger	at Pittsburgh Steelers	12/8
<i>RECEIVING</i>				
Receptions	13	Julian Edelman	vs. New England Patriots	12/15
Yards	139	Julian Edelman	vs. New England Patriots	12/15
Touchdowns	2	Jimmy Graham	at New Orleans Saints	9/30
Yards by Running Back	114	Darren Sproles	at New Orleans Saints	9/30
Longest Reception	57	R. Woods	at Buffalo Bills	12/22
Longest Reception for TD	43	Jimmy Graham	at New Orleans Saints	9/30
		Antonio Brown	at Pittsburgh Steelers	12/8
TOTAL YARDS FROM SCRIMMAGE	143	Ryan Mathews	vs. San Diego Chargers	11/17
DEFENSE				
<i>TACKLES</i>				
Total	13	David Harris	at New York Jets	12/1
Solo	8	Chris Owens	at Cleveland Browns	9/8
		Jason Worilds	at Pittsburgh Steelers	12/8
		Don't'a Hightower	vs. New England Patriots	12/15
<i>INTERCEPTIONS</i>				
Total	2	Dee Milner	vs. New York Jets	12/29
Longest Return	29	Tashaun Gipson	at Cleveland Browns	9/8
Longest Return for Touchdown	19	Nickell Roby	vs. Buffalo Bills	10/20
		Troy Polamalu	at Pittsburgh Steelers	12/8
<i>FUMBLES</i>				
Total Forced	2	Osi Umenyiora	vs. Atlanta Falcons	9/22
Total Recovered	1	Joe Lefeged	at Indianapolis Colts	9/15
		Peria Jerry	vs. Atlanta Falcons	9/22
		Rafael Bush	at New Orleans Saints	9/30
		Kyle Williams	vs. Buffalo Bills	10/20
		Rob Ninkovich	at New England Patriots	10/27
		Adam Jones	vs. Cincinnati Bengals	10/31
Longest Return for Touchdown	-	-	-	-
<i>SACKS</i>				
Total	3	Terrell Suggs	vs. Baltimore Ravens	10/6
Yards Lost	21	Osi Umenyiora	vs. Atlanta Falcons	9/22
		Mario Williams	vs. Buffalo Bills	10/20
SPECIAL TEAMS				
Field Goals Made	4	Justin Tucker	vs. Baltimore Ravens	10/6
		Dan Carpenter	at Buffalo Bills	12/22
Field Goal Attempts	4	Justin Tucker	vs. Baltimore Ravens	10/6
		Dan Carpenter	at Buffalo Bills	12/22
Longest Field Goal	54	Mike Nugent	vs. Cincinnati Bengals	10/31
Longest Field Goal Attempt	54	Mike Nugent	vs. Cincinnati Bengals	10/31
Punts	7	Brian Moorman	vs. Buffalo Bills	10/20
		Brad Nortman	vs. Carolina Panthers	11/24
		Ryan Quigley	at New York Jets	12/1
Longest Punt (yards)	72	Brad Nortman	vs. Carolina Panthers	11/24
Highest Gross Average	56.7	Brad Nortman	vs. Carolina Panthers	11/24
Highest Net Average	46.6	Brad Nortman	vs. Carolina Panthers	11/24
Most Punt Returns	6	Brandon Tate	vs. Cincinnati Bengals	10/31
Most Punt Return Yards	55	Eric Page	at Tampa Bay	11/11
Highest Punt Return Average*	27.5	Eric Page	at Tampa Bay	11/11
Longest Punt Return	52	Eric Page	at Tampa Bay	11/11
Most Kickoff Returns	5	Emmanuel Sanders	at Pittsburgh Steelers	12/8
Most Kickoff Return Yards	128	Deonte Thompson	vs. Baltimore Ravens	10/6
Highest Kickoff Return Average*	32.0	Deonte Thompson	vs. Baltimore Ravens	10/6
Longest Kickoff Return	47	Deonte Thompson	vs. Baltimore Ravens	10/6

*Min of two



2013 MIAMI DOLPHINS FINAL REGULAR SEASON STATISTICS



2013 GAME-BY-GAME STATUS																
NAME	CLV	IND	ATL	NO	BLT	BUF	NE	CIN	TB	SD	CAR	NYJ	PIT	NE	BUF	NYJ
Aaitui, Isaako	NR	NR	PS	PS	PS	P	P	P	P	IN	IN	PS	PS	PS	PS	PS
Arkin, David	NR	NR	NR	NR	NR	NR	NR	NR	IN	IN	P	IN	IN	IN	IN	IN
Austin, Marvin	NR	NR	NR	P	P	NR	NR	NR	NR	NR	NR	NR	NR	NR	NR	NR
Brenner, Sam	PS	PS	PS	PS	PS	PS	PS	PS	PS	LG	LG	P	P	LG	LG	P
Brown, Jalil	NR	NR	NR	NR	NR	NR	NR	NR	NR	NR	NR	NR	NR	NR	IN	IN
Campbell, D.J.	NR	NR	NR	NR	NR	PS	PS	PS	P	P	P	P	IN	IN	NR	NR
Carroll, Nolan	P	CB	CB	CB	CB	CB	P	P	CB	P	CB	CB	CB	CB	CB	CB
Clabo, Tyson	RT	RT	RT	RT	RT	RT	DNP	RT	RT	RT	RT	RT	RT	RT	RT	RT
Clay, Charles	TE	TE	TE	TE	TE	P	TE	TE	TE	TE	TE	TE	TE	TE	TE	TE
Clemons, Chris	S	S	S	S	S	S	S	S	S	S	S	S	S	S	S	S
Clutts, Tyler	P	P	P	P	NR	NR	NR	NR	NR	NR	NR	NR	NR	NR	NR	NR
Davis, Will	IN	IN	P	IN	IN	IN	IN	IN	DNP	IN	P	P	IN	P	P	IN
Denney, John	P	P	P	P	P	P	P	P	P	P	P	P	P	P	P	P
Devlin, Pat	IN	IN	IN	IN	IN	IN	IN	IN	IN	IN	IN	IN	IN	IN	IN	IN
Egnew, Michael	TE	P	P	P	P	TE	P	TE	P	TE	P	P	P	P	P	TE
Ellerbe, Dannell	LB	LB	LB	LB	LB	IN	LB	LB	LB	LB	LB	LB	LB	LB	LB	LB
Francis, A.J.	NR	NR	NR	NR	NR	NR	NR	NR	NR	NR	NR	IN	IN	IN	IN	IN
Fields, Brandon	P	P	P	P	P	P	P	P	P	P	P	P	P	P	P	P
Freeny, Jonathan	P	P	P	P	P	P	P	P	P	P	P	P	P	P	P	P
Garner, Nate	P	P	P	P	P	P	P	P	LG	C	C	LG	LG	P	P	LG
Gibson, Brandon	P	P	WR	WR	WR	WR	P	IR	IR	IR	IR	IR	IR	IR	IR	IR
Gillisle, Mike	IN	IND	DNP	IN	IN	IN	IN	IN	IN	IN	IN	P	P	P	IN	IN
Grimes, Brent	CB	CB	CB	CB	CB	CB	CB	CB	CB	CB	CB	CB	CB	CB	CB	CB
Hartline, Brian	P	WR	WR	WR	WR	WR	WR	WR	WR	WR	WR	WR	WR	WR	WR	WR
Incognito, Richie	LG	LG	LG	LG	LG	LG	LG	LG	SUS	SUS	SUS	SUS	SUS	SUS	SUS	SUS
Jenkins, Jelani	P	P	P	P	P	P	P	P	P	P	P	P	P	P	P	P
Jerry, John	RG	RG	RG	RG	RG	RG	RG	RG	RG	RG	RG	RG	RG	RG	RG	RG
Jones, Don	P	P	P	P	P	P	P	P	P	P	P	P	P	P	P	P
Jones, Reshad	S	S	S	S	S	S	S	S	S	S	S	S	S	S	S	S
Jordan, Dion	P	P	P	P	P	P	P	P	P	P	P	P	P	P	P	P
Kaddu, Josh	IN	IN	IN	P	IN	IN	PS	PS	PS	PS	PS	PS	PS	PS	PS	PS
Kovacs, Jordan	PS	PS	PS	PS	P	P	P	NR	PS	PS	P	P	P	P	P	P
Martin, Jonathan	LT	LT	LT	LT	LT	LT	RT	IN	IN	IN	IN	NFI	NFI	NFI	NFI	NFI
Martin, Vaughn	P	P	P	IR	IR	IR	IR	IR	NR	NR	NR	NR	NR	NR	NR	NR
Matthews, Rishard	P	P	P	P	P	P	P	WR	P	WR	WR	P	WR	WR	WR	P
McCray, Kelcie	P	P	P	P	NR	NR	NR	NR	NR	NR	NR	NR	NR	NR	NR	NR
McKinnie, Bryant	NR	NR	NR	NR	NR	NR	LT	LT	LT	LT	LT	LT	LT	LT	LT	LT
Miller, Lamar	RB	RB	RB	RB	RB	P	RB	RB	RB	RB	RB	RB	RB	RB	RB	RB
Misi, Koa	LB	LB	LB	LB	LB	LB	P	LB	IN	LB	LB	P	P	P	LB	LB
Moore, Marlon	NR	NR	NR	NR	NR	NR	NR	NR	P	P	P	P	P	P	P	P
Moore, Matt	DNP	DNP	DNP	DNP	DNP	DNP	DNP	DNP	DNP	DNP	DNP	DNP	DNP	DNP	P	DNP
Odrick, Jared	DT	DT	DT	P	P	P	P	P	P	P	P	P	P	P	P	RE
Owens, Chris	NR	NR	NR	NR	NR	NR	NR	NR	NR	NR	NR	NR	NR	NR	IN	P
Patterson, Dimitri	CB	DNP	IN	IN	IN	P	CB	CB	IN	CB	IN	IN	P	IR	IR	IR
Pouncey, Mike	C	C	C	C	C	C	C	C	C	IN	IN	C	C	C	C	C
Rogers, Justin	NR	NR	NR	NR	NR	NR	NR	NR	NR	NR	NR	NR	NR	IN	NR	NR
Shelby, Derrick	P	P	P	LE	P	P	P	P	P	P	P	P	P	P	P	P
Sims, Dion	TE	TE	P	P	P	TE	TE	IN	P	P	P	P	TE	P	P	P
Soliai, Paul	DT	DT	IN	NT	NT	NT	NT	NT	NT	NT	NT	NT	NT	NT	NT	NT
Spadola, Ryan	NR	NR	NR	NR	NR	PS	PS	P	PS	PS	PS	PS	PS	PS	PS	PS
Spitler, Austin	NR	NR	NR	NR	P	P	P	P	P	P	P	P	P	P	P	P
Stanford, RJ	P	P	P	P	P	P	P	P	P	P	P	P	P	IR	IR	IR
Starks, Randy	P	P	DT	DT	DT	DT	DT	DT	DT	DT	DT	DT	DT	DT	DT	DT
Sturgis, Caleb	P	P	P	P	P	P	P	P	P	P	P	P	P	P	P	P
Tannehill, Ryan	QB	QB	QB	QB	QB	QB	QB	QB	QB	QB	QB	QB	QB	QB	QB	QB
Taylor, Jamar	IN	IN	IN	P	P	P	IN	IN	P	P	P	IN	IN	IN	P	P
Thigpen, Marcus	P	P	P	P	P	P	P	P	P	P	P	P	P	P	P	P
Thomas, Dallas	IN	IN	IN	IN	IN	IN	IN	IN	IN	P	P	P	P	P	DNP	P
Thomas, Daniel	P	P	P	P	P	RB	P	P	P	P	P	IN	P	P	P	P
Thomas, Michael	NR	NR	NR	NR	NR	NR	NR	NR	NR	NR	NR	NR	NR	P	P	P
Trusnik, Jason	P	P	P	P	P	LB	P	P	LB	P	P	P	P	P	P	P
Vernon, Olivier	RE	RE	RE	RE	RE	RE	RE	RE	RE	RE	RE	RE	RE	RE	RE	P
Wake, Cameron	LE	LE	LE	IN	LE	LE	LE	LE	LE	LE	LE	LE	LE	LE	LE	LE
Wallace, Mike	WR	WR	WR	WR	WR	WR	WR	WR	WR	WR	WR	WR	WR	WR	WR	WR
Watkins, Danny	IN	IN	IN	IN	IN	IN	IN	IN	DNP	P	IN	IN	IN	IN	IN	IN
Wheeler, Philip	LB	LB	LB	LB	LB	LB	LB	LB	LB	LB	LB	LB	LB	LB	LB	LB
Wilson, Jimmy	P	P	P	P	P	P	DB	P	P	P	P	P	S	S	P	P
Yeatman, Will	P	P	P	P	P	P	IN	P	P	IR	IR	IR	IR	IR	IR	IR

LEGEND

IN = INACTIVE
 PP = PHYSICALLY UNABLE TO PERFORM
 NF = NON-FOOTBALL INJURY
 PS = PRACTICE SQUAD
 NFI = NON-FOOTBALL ILLNESS

DNP = DID NOT PLAY
 IR = INJURED RESERVE
 SUS = SUSPENDED
 NR = NOT ON ROSTER



2013 MIAMI DOLPHINS FINAL REGULAR SEASON STATISTICS



2013 MIAMI DOLPHINS GAME-BY-GAME STATISTICS																
RUSHING																
CLAY																
DATE	OPPONENT	AT	YDS	AVG	LG	TD	AT	YDS	AVG	LG	TD	AT	YDS	AVG	LG	TD
9/8	at Cleveland Browns	0	0	0.0	0	0	0	0	0.0	0	0	0	0	0.0	0	0
9/15	at Indianapolis Colts	1	1	1.0	1	1	0	0	0.0	0	0	0	0	0.0	0	0
9/22	ATLANTA FALCONS	0	0	0.0	0	0	0	0	0.0	0	0	0	0	0.0	0	0
9/30	at New Orleans Saints	0	0	0.0	0	0	0	0	0.0	0	0	0	0	0.0	0	0
10/6	BALTIMORE RAVENS	0	0	0.0	0	0	NOT ON ROSTER					0	0	0.0	0	0
10/20	BUFFALO BILLS	0	0	0.0	0	0	NOT ON ROSTER					0	0	0.0	0	0
10/27	at New England Patriots	1	1	1.0	1	0	NOT ON ROSTER					0	0	0.0	0	0
10/31	CINCINNATI BENGALS	1	13	13.0	13	0	NOT ON ROSTER					0	0	0	0	0
11/11	at Tampa Bay Buccaneers	2	0	0.0	1	0	NOT ON ROSTER					0	0	0.0	0	0
11/17	SAN DIEGO CHARGERS	0	0	0.0	0	0	NOT ON ROSTER					0	0	0.0	0	0
11/24	CAROLINA PANTHERS	0	0	0	0	0	NOT ON ROSTER					0	0	0.0	0	0
12/1	at New York Jets	1	0	0.0	0	0	NOT ON ROSTER					0	0	0.0	0	0
12/8	at Pittsburgh Steelers	0	0	0.0	0	0	NOT ON ROSTER					0	0	0.0	0	0
12/15	NEW ENGLAND PATRIOTS	0	0	0.0	0	0	NOT ON ROSTER					1	0	0.0	0	0
12/22	at Buffalo Bills	0	0	0.0	0	0	NOT ON ROSTER					0	0	0	0	0
12/29	NEW YORK JETS	1	0	0.0	0	0	NOT ON ROSTER					0	0	0	0	0
2013 TOTALS		7	15	2.1	13	1	0	0	0.0	0	0	1	0	0.0	0	0
CAREER TOTALS		7	15	1.0	13	1	0	0	0.0	0	0	3	0	0.0	0	0
DOLPHINS TOTALS		7	15	1.0	13	1	0	0	0.0	0	0	1	0	0.0	0	0

2013 MIAMI DOLPHINS GAME-BY-GAME STATISTICS																
RUSHING																
GILLISLEE																
DATE	OPPONENT	AT	YDS	AVG	LG	TD	AT	YDS	AVG	LG	TD	AT	YDS	AVG	LG	TD
9/8	at Cleveland Browns	INACTIVE					10	3	0.3	5	0	5	3	0.6	3	0
9/15	at Indianapolis Colts	INACTIVE					14	69	4.9	14	1	4	1	0.3	2	0
9/22	ATLANTA FALCONS	DNP					8	62	7.8	49	0	2	7	3.5	8	0
9/30	at New Orleans Saints	INACTIVE					11	62	5.6	20	1	4	48	12.0	26	0
10/6	BALTIMORE RAVENS	INACTIVE					7	15	2.1	9	0	2	6	3.0	6	0
10/20	BUFFALO BILLS	INACTIVE					9	43	4.8	30	0	3	5	1.7	3	0
10/27	at New England Patriots	INACTIVE					18	89	4.9	18	0	1	12	12.0	12	0
10/31	CINCINNATI BENGALS	INACTIVE					16	105	6.6	41	0	1	1	1.0	1	1
11/11	at Tampa Bay Buccaneers	INACTIVE					7	2	0.3	4	0	1	2	2.0	2	0
11/17	SAN DIEGO CHARGERS	INACTIVE					4	17	4.3	8	0	4	21	5.3	10	0
11/24	CAROLINA PANTHERS	INACTIVE					10	8	0.8	4	0	4	36	9.0	19	0
12/1	at New York Jets	6	21	3.5	6	0	22	72	3.3	17	0	3	22	7.3	18	0
12/8	at Pittsburgh Steelers	0	0	0.0	0	0	6	20	3.3	7	0	3	56	18.7	48	0
12/15	NEW ENGLAND PATRIOTS	0	0	0.0	0	0	15	61	4.1	7	0	1	-1	-1.0	-1	0
12/22	at Buffalo Bills	INACTIVE					3	8	2.7	3	0	0	0	0.0	0	0
12/29	NEW YORK JETS	INACTIVE					17	73	4.3	16	0	2	19	9.5	20	0
2013 TOTALS		6	21	0.0	6	0	177	709	4.0	49	2	40	238	6.0	48	1
CAREER TOTALS		6	21	0.0	6	0	228	959	4.2	49	3	90	432	4.8	48	3
DOLPHINS TOTALS		6	21	0.0	6	0	228	959	4.2	49	3	90	432	4.8	48	3

2013 MIAMI DOLPHINS GAME-BY-GAME STATISTICS																
RUSHING																
THIGPEN																
DATE	OPPONENT	AT	YDS	AVG	LG	TD	AT	YDS	AVG	LG	TD	AT	YDS	AVG	LG	TD
9/8	at Cleveland Browns	0	0	0.0	0	0	8	14	1.8	4	1	0	0	0.0	0	0
9/15	at Indianapolis Colts	0	0	0.0	0	0	8	30	3.8	12	0	0	0	0.0	0	0
9/22	ATLANTA FALCONS	0	0	0.0	0	0	5	21	4.2	6	1	0	0	0.0	0	0
9/30	at New Orleans Saints	0	0	0.0	0	0	4	5	1.3	4	0	0	0	0.0	0	0
10/6	BALTIMORE RAVENS	0	0	0.0	0	0	2	1	0.5	1	0	0	0	0.0	0	0
10/20	BUFFALO BILLS	0	0	0.0	0	0	12	60	5.0	16	0	1	12	12.0	12	0
10/27	at New England Patriots	1	-1	-1.0	-1	0	9	47	5.2	15	0	1	8	8.0	8	0
10/31	CINCINNATI BENGALS	0	0	0.0	0	0	12	38	3.2	9	0	0	0	0	0	0
11/11	at Tampa Bay Buccaneers	0	0	0.0	0	0	4	-2	-0.5	1	0	0	0	0.0	0	0
11/17	SAN DIEGO CHARGERS	1	9	9.0	9	0	10	57	5.7	11	1	0	0	0.0	0	0
11/24	CAROLINA PANTHERS	0	0	0	0	0	3	8	2.7	4	0	0	0	0.0	0	0
12/1	at New York Jets	4	10	2.5	4	0	INACTIVE					0	0	0.0	0	0
12/8	at Pittsburgh Steelers	0	0	0.0	0	0	16	105	6.6	55	1	0	0	0.0	0	0
12/15	NEW ENGLAND PATRIOTS	0	0	0.0	0	0	5	16	3.2	4	0	1	13	13.0	13	0
12/22	at Buffalo Bills	0	0	0.0	0	0	9	6	0.7	2	0	0	0	0	0	0
12/29	NEW YORK JETS	0	0	0.0	0	0	2	0	0	1	0	0	0	0	0	0
2013 TOTALS		6	18	3.0	9	0	109	406	3.7	55	4	3	33	11.0	13	0
CAREER TOTALS		6	18	4.0	9	0	365	1312	3.6	55	8	24	196	8.2	21	0
DOLPHINS TOTALS		6	18	4.0	9	0	365	1312	3.6	55	8	3	33	11.0	13	0



2013 MIAMI DOLPHINS FINAL REGULAR SEASON STATISTICS



2013 MIAMI DOLPHINS GAME-BY-GAME INDIVIDUAL STATISTICS																
RECEIVING																
		CLAY					CLUTTS					EGNEW				
DATE	OPPONENT	REC	YDS	AVG	LG	TD	REC	YDS	AVG	LG	TD	REC	YDS	AVG	LG	TD
9/8	at Cleveland Browns	5	54	10.8	20	0	0	0	0.0	0	0	0	0	0.0	0	0
9/15	at Indianapolis Colts	5	109	21.8	67	0	0	0	0.0	0	0	0	0	0.0	0	0
9/22	ATLANTA FALCONS	4	40	10.0	21	0	0	0	0.0	0	0	1	8	8.0	8	0
9/30	at New Orleans Saints	6	42	7.0	14	1	0	0	0.0	0	0	0	0	0.0	0	0
10/6	BALTIMORE RAVENS	3	52	17.3	45	1	NOT ON ROSTER					0	0	0.0	0	0
10/20	BUFFALO BILLS	1	7	7.0	7	1	NOT ON ROSTER					0	0	0.0	0	0
10/27	at New England Patriots	5	37	7.4	11	0	NOT ON ROSTER					1	11	11.0	11	0
10/31	CINCINNATI BENGALS	3	22	7.3	9	0	NOT ON ROSTER					1	13	13.0	13	0
11/11	at Tampa Bay Buccaneers	4	21	5.3	14	0	NOT ON ROSTER					1	7	7.0	7	0
11/17	SAN DIEGO CHARGERS	6	90	15.0	39t	1	NOT ON ROSTER					0	0	0.0	0	0
11/24	CAROLINA PANTHERS	4	27	6.8	11	0	NOT ON ROSTER					1	5	5.0	5	0
12/1	at New York Jets	7	80	11.4	28	0	NOT ON ROSTER					0	0	0.0	0	0
12/8	at Pittsburgh Steelers	7	97	13.9	40	2	NOT ON ROSTER					0	0	0.0	0	0
12/15	NEW ENGLAND PATRIOTS	1	6	6.0	6	0	NOT ON ROSTER					2	25	12.5	14	0
12/22	at Buffalo Bills	4	32	8	13	0	NOT ON ROSTER					0	0	0.0	0	0
12/29	NEW YORK JETS	4	43	10.8	21	0	NOT ON ROSTER					0	0	0.0	0	0
2013 TOTALS		69	759	11.0	67	6	0	0	0.0	0	0	7	69	9.9	14	0
CAREER TOTALS		103	1204	11.7	67	11	8	48	6.0	10	0	7	69	9.9	14	0
DOLPHINS TOTALS		103	1204	11.7	67	11	0	0	0	0	0	7	69	9.9	14	0

2013 MIAMI DOLPHINS GAME-BY-GAME INDIVIDUAL STATISTICS																	
RECEIVING																	
		GIBSON					GILLISLEE					HARTLINE					
DATE	OPPONENT	REC	YDS	AVG	LG	TD	REC	YDS	AVG	LG	TD	REC	YDS	AVG	LG	TD	
9/8	at Cleveland Browns	7	77	11.0	24	0	INACTIVE					9	114	12.7	34t	1	
9/15	at Indianapolis Colts	1	11	11.0	11	0	INACTIVE					5	68	13.6	24	0	
9/22	ATLANTA FALCONS	6	49	8.2	19	0	DNP					4	56	14.0	29	1	
9/30	at New Orleans Saints	6	71	11.8	28	0	INACTIVE					3	34	11.3	13	0	
10/6	BALTIMORE RAVENS	4	74	18.5	46	0	INACTIVE					4	60	15.0	30	0	
10/20	BUFFALO BILLS	5	40	8.0	16	2	INACTIVE					6	69	11.5	19	0	
10/27	at New England Patriots	1	4	4.0	4	1	INACTIVE					4	37	9.3	15	0	
10/31	CINCINNATI BENGALS	RESERVE/INJURED					INACTIVE					3	39	13.0	21	0	
11/11	at Tampa Bay Buccaneers	RESERVE/INJURED					INACTIVE					5	57	11.4	19	0	
11/17	SAN DIEGO CHARGERS	RESERVE/INJURED					INACTIVE					5	65	13.0	16	0	
11/24	CAROLINA PANTHERS	RESERVE/INJURED					INACTIVE					5	78	15.6	26	0	
12/1	at New York Jets	RESERVE/INJURED					0	0	0	0	0	0	9	127	14.1	31t	1
12/8	at Pittsburgh Steelers	RESERVE/INJURED					0	0	0	0	0	0	5	51	10.2	18	1
12/15	NEW ENGLAND PATRIOTS	RESERVE/INJURED					0	0	0	0	0	0	5	70	14.0	19	0
12/22	at Buffalo Bills	RESERVE/INJURED					INACTIVE					2	53	26.5	50	0	
12/29	NEW YORK JETS	RESERVE/INJURED					INACTIVE					2	38	19.0	25	0	
2013 TOTALS		7	77	11.0	46	3	0	0	0.0	0	0	76	1016	13.4	50	4	
CAREER TOTALS		181	2167	12.0	46	9	0	0	0.0	0	0	259	3769	14.6	80	10	
DOLPHINS TOTALS		7	77	11.0	46	0	0	0	0.0	0	0	259	3769	14.6	80	10	

2013 MIAMI DOLPHINS GAME-BY-GAME INDIVIDUAL STATISTICS																
RECEIVING																
		MATTHEWS					MILLER					MAR. MOORE				
DATE	OPPONENT	REC	YDS	AVG	LG	TD	REC	YDS	AVG	LG	TD	REC	YDS	AVG	LG	TD
9/8	at Cleveland Browns	0	0	0.0	0	0	1	7	7.0	7	0	NOT ON ROSTER				
9/15	at Indianapolis Colts	0	0	0.0	0	0	2	6	3.0	6	0	NOT ON ROSTER				
9/22	ATLANTA FALCONS	4	42	10.5	14	0	1	2	2.0	2	0	NOT ON ROSTER				
9/30	at New Orleans Saints	1	21	21.0	21	0	1	6	6.0	6	0	NOT ON ROSTER				
10/6	BALTIMORE RAVENS	0	0	0.0	0	0	0	0	0.0	0	0	NOT ON ROSTER				
10/20	BUFFALO BILLS	0	0	0.0	0	0	1	4	4.0	4	0	NOT ON ROSTER				
10/27	at New England Patriots	3	30	10.0	20	0	3	23	7.7	13	0	NOT ON ROSTER				
10/31	CINCINNATI BENGALS	2	24	12.0	16	0	4	24	6.0	9	0	NOT ON ROSTER				
11/11	at Tampa Bay Buccaneers	11	120	10.9	19t	2	2	9	4.5	6	0	NOT ON ROSTER				
11/17	SAN DIEGO CHARGERS	4	52	13.0	29	0	2	20	10.0	22	0	0	0	0.0	0	0
11/24	CAROLINA PANTHERS	3	2	0.7	4	0	4	39	9.8	18	0	2	20	10	11	0
12/1	at New York Jets	2	21	10.5	13	0	1	13	13.0	13	0	0	0	0.0	0	0
12/8	at Pittsburgh Steelers	1	5	5.0	5	0	2	13	6.5	13	0	0	0	0.0	0	0
12/15	NEW ENGLAND PATRIOTS	5	64	12.8	24	0	1	0	0.0	0	0	1	11	11.0	11	0
12/22	at Buffalo Bills	1	9	9.0	9	0	0	0	0.0	0	0	0	0	0.0	0	0
12/29	NEW YORK JETS	4	58	14.5	21	0	1	4	4.0	4	0	3	25	8.3	13	0
2013 TOTALS		41	448	10.9	29	2	26	170	6.5	22	0	6	56	9.3	13	0
CAREER TOTALS		52	599	11.5	30	2	32	215	6.7	22	2	19	306	16.1	57t	2
DOLPHINS TOTALS		52	599	11.5	30	2	32	215	6.7	22	2	18	300	16.7	57t	2



2013 MIAMI DOLPHINS FINAL REGULAR SEASON STATISTICS



2013 MIAMI DOLPHINS GAME-BY-GAME INDIVIDUAL STATISTICS																
RECEIVING																
DATE	OPPONENT	SIMS					THIGPEN					THOMAS				
		REC	YDS	AVG	LG	TD	REC	YDS	AVG	LG	TD	REC	YDS	AVG	LG	TD
9/8	at Cleveland Browns	0	0	0.0	0	0	0	0	0.0	0	0	1	5	5.0	5	0
9/15	at Indianapolis Colts	0	0	0.0	0	0	0	0	0.0	0	0	1	10	10.0	10	0
9/22	ATLANTA FALCONS	1	1	1.0	1	1	0	0	0.0	0	0	1	16	16.0	16	0
9/30	at New Orleans Saints	0	0	0.0	0	0	1	50	50.0	50	0	1	1	1.0	1	0
10/6	BALTIMORE RAVENS	0	0	0.0	0	0	1	5	5.0	5	0	2	11	5.5	8	0
10/20	BUFFALO BILLS	0	0	0.0	0	0	0	0	0.0	0	0	1	-2	-2.0	-2	0
10/27	at New England Patriots	1	4	4.0	4	0	0	0	0.0	0	0	1	5	5.0	5	1
10/31	CINCINNATI BENGALS	INACTIVE					0	0	0.0	0	0	1	4	4.0	4	0
11/11	at Tampa Bay Buccaneers	0	0	0.0	0	0	0	0	0.0	0	0	0	0	0.0	0	0
11/17	SAN DIEGO CHARGERS	0	0	0.0	0	0	0	0	0.0	0	0	1	2	2.0	2	0
11/24	CAROLINA PANTHERS	1	6	6.0	6	0	1	4	4.0	4	0	2	2	1.0	2	0
12/1	at New York Jets	1	8	8.0	8	0	1	0	0.0	0	0	INACTIVE				
12/8	at Pittsburgh Steelers	1	7	7.0	7	0	1	4	4.0	4	0	1	4	4.0	4	0
12/15	NEW ENGLAND PATRIOTS	1	6	6.0	6	0	2	23	11.5	14	1	1	2	2.0	2	1
12/22	at Buffalo Bills	0	0	0.0	0	0	0	0	0.0	0	0	0	0	0.0	0	0
12/29	NEW YORK JETS	0	0	0.0	0	0	1	11	11.0	11	0	0	0	0.0	0	0
2013 TOTALS		6	32	5.3	8	1	8	97	0.0	50	1	14	60	4.3	16	2
CAREER TOTALS		6	32	5.3	8	1	9	112	12.4	50	1	41	348	8.5	32	3
DOLPHINS TOTALS		6	32	5.3	8	1	9	112	12.4	50	1	41	348	8.5	32	3

2013 MIAMI DOLPHINS GAME-BY-GAME INDIVIDUAL STATISTICS						
RECEIVING						
DATE	OPPONENT	WALLACE				
		REC	YDS	AVG	LG	TD
9/8	at Cleveland Browns	1	15	15.0	15	0
9/15	at Indianapolis Colts	9	115	12.8	34	1
9/22	ATLANTA FALCONS	2	22	11.0	12	0
9/30	at New Orleans Saints	3	24	8.0	10	0
10/6	BALTIMORE RAVENS	7	105	15.0	49	0
10/20	BUFFALO BILLS	5	76	15.2	46	0
10/27	at New England Patriots	3	41	13.7	25	0
10/31	CINCINNATI BENGALS	6	82	13.7	40	0
11/11	at Tampa Bay Buccaneers	4	15	3.8	11	0
11/17	SAN DIEGO CHARGERS	4	39	9.8	17	0
11/24	CAROLINA PANTHERS	5	127	25.4	57	1
12/1	at New York Jets	7	82	11.7	28	1
12/8	at Pittsburgh Steelers	2	19	9.5	12	0
12/15	NEW ENGLAND PATRIOTS	6	105	17.5	39	1
12/22	at Buffalo Bills	4	38	9.5	13	0
12/29	NEW YORK JETS	5	25	5.0	13	1
2013 TOTALS		73	930	12.7	57	5
CAREER TOTALS		308	4972	16.1	95	37
DOLPHINS TOTALS		73	930	12.7	57	5

THE LAST TIME MIAMI DOLPHINS...

TEAM

Won in Overtime

By Dolphins:	10/31/13	Dolphins win vs. Cincinnati, 22-20 (Sack of Andy Dalton for a Safety by Cameron Wake with 8:22 into overtime)
By Opponent:	9/30/12	Cardinals win at Arizona, 24-21 (Jay Feely 46-yard field goal 6:31 into overtime)

Won by Scoring in the last two Minutes of Regulation

By Dolphins:	12/15/13	Dolphins win vs. New England, 24-20 (last score at 1:15)
By Opponent:	11/24/13	Panthers win at Miami, 20-16 (last score at 0:43)

Tied game by Scoring in the last two Minutes of Regulation

By Dolphins:	10/31/13	Dolphins tied vs. Cincinnati, 20-20 (tied game at 0:11)
By Opponent:	9/30/12	Cardinals tied at Arizona, 21-21 (tied game at 0:22)

Shutout

By Dolphins: 1	2/10/06	Dolphins win vs. New England, 21-0
By Opponent:	12/22/13	Bills win at Buffalo, 19-0

Won by 20-or-More Points

By Dolphins:	12/1/13	Dolphins win at New York Jets, 23-3
By Opponent:	9/30/13	Saints win at New Orleans, 38-17

Won After trailing by 20-or-More Points

By Dolphins:	12/4/05	Dolphins win vs. Buffalo, 24-23 (Bills ahead 21-0 in 1 st Q)
By Opponent:	10/25/09	Saints win vs. New Orleans, 46-34 (Dolphins ahead 24-3 in 2 nd Q)

Held a 28-or-More Point lead

By Dolphins:	12/4/11	Dolphins win vs. Oakland, 34-14 (34)
By Opponent:	12/30/12	Patriots win at New England, 28-0 (28)

Held a 21-or-More Point lead

By Dolphins:	12/16/12	Dolphins win vs. Jacksonville, 24-3 (Dolphins led by 21 with 3:12 remaining in 4 th quarter)
By Opponent:	9/30/13	Saints win at New Orleans, 38-17 (Saints led 35-10 end of third)

Scored 20-or-More Points in a Quarter

By Dolphins:	12/4/11	Dolphins win vs. Oakland, 34-14 (21 points, 3 rd Q)
By Opponent:	9/9/12	Texans win at Houston, 30-10 (24 points, 2 nd Q)

Scored 20-or-More Points in a Half

By Dolphins:	12/8/13	Dolphins win at Pittsburgh, 34-28 (24 points, 2ndhalf)
By Opponent:	12/8/13	Steelers loss at Pittsburgh, 34-28 (21 points, 2ndhalf)

Held Opponent without a Touchdown

By Dolphins:	12/1/13	Dolphins win at New York Jets, 23-3 (1 FG)
By Opponent:	12/22/13	Bills win at Buffalo, 19-0

THE LAST TIME MIAMI DOLPHINS...

Touchdowns Scored by Offense and Defense

By Dolphins:	10/31/13	Dolphins win vs. Cincinnati Bengals, 22-20 (1 offense, 1 defense)
By Opponent:	12/8/13	Steelers loss at Pittsburgh, 34-28 (1 offense, 1 defense)

Touchdowns Scored by Offense, Defense and Special Teams

By Dolphins:	11/1/09	Dolphins win at New York Jets, 30-25 (1 offense, 1 defense, 2 special teams)
By Opponent:	10/4/10	Patriots win at New England, 41-14 (2 offense, 1 defense, 2 special teams)

Safety Scored

By Dolphins:	10/31/13	Cameron Wake sacks Andy Dalton in Endzone vs. Cincinnati
By Opponent:	11/11/13	Lavonte David tackled Daniel Thomas in Endzone at Tampa Bay

Successful Two Point Conversion

By Dolphins:	12/16/12	Ryan Tannehill pass to Anthony Fasano vs. Jacksonville Jaguars
By Opponent:	10/14/12	Sam Bradford to Steven Jackson of St. Louis Rams

Failed Two Point Conversion Attempt

By Dolphins:	11/11/13	Ryan Tannehill incomplete pass to Mike Wallace at Tampa Bay
By Opponent:	10/28/12	Mark Sanchez incomplete pass to Dustin Keller at New York Jets

OFFENSE

600-or-More total Net Yards of Offense

By Dolphins:	N/A	
By Opponent:	9/12/11	Patriots win vs. New England, 38-24 (622; 106 rushing, 516 passing)

500-or-More total Net Yards of Offense

By Dolphins:	9/4/94	Dolphins win vs. New England Patriots, 39-35 (525; 69 rushing, 456 passing)
By Opponent:	11/4/12	Colts win vs. Indianapolis, 23-20 (516; 97 rushing, 419 passing)

400-or-More total Net Yards of Offense

By Dolphins:	12/1/13	Dolphins win at New York Jets, 23-3 (453; 125 rushing, 328 passing)
By Opponent:	12/15/13	Patriots loss at Miami, 24-20 (453; 96 rushing, 357 passing)

300-or-More Net Yards Rushing by team

By Dolphins:	11/11/73	Dolphins win vs. Baltimore Colts, 44-0 (315)
By Opponent:	12/18/88	Steelers win at Pittsburgh, 40-24 (305)

200-or-More Net Yards Rushing by team

By Dolphins:	9/16/12	Dolphins win vs. Oakland Raiders, 35-13 (263)
By Opponent:	12/22/13	Bills win at Buffalo, 19-0, (203)

Individual 200-Yard Rushing game

By Dolphins:	12/18/11	Reggie Bush (25-203-1 TD) at Buffalo
By Opponent:	12/7/86	Rueben Mayes (28-203-2 TDs) vs. New Orleans

Individual 150-Yard Rushing game

By Dolphins:	9/16/12	Reggie Bush (26-172-2 TDs) vs. Oakland
By Opponent:	12/23/07	Laurence Maroney (14-156- 1 TD) vs. New England

THE LAST TIME MIAMI DOLPHINS...

Individual 100-Yard Rushing game

By Dolphins: 12/8/13 Daniel Thomas (16-105) at Pittsburgh Steelers
By Opponent: 12/22/13 Fred Jackson of Buffalo, (19-11) at Buffalo

Two 100-Yard Rushers in the Same game

By Dolphins: 10/5/75 Mercury Morris (125 yards) and Don Nottingham (102 yards)
at Green Bay
By Opponent: 12/9/07 Fred Jackson (115 yards) and Marshawn Lynch (107 yards)
of Buffalo

Consecutive 100-Yard Rushing games

By Dolphins: 12/4/11-12/24/11 Reggie Bush (22-100-1 TD) vs. Oakland;
Reggie Bush (14-103) vs. Philadelphia;
Reggie Bush (25-203-1 TD) at Buffalo;
Reggie Bush (22-113) at New England
By Opponent: 12/9/07-12/23/07 Fred Jackson (15-115)/Marshawn Lynch (23-107) at Buffalo;
Willis McGahee (29-104) at Miami;
Laurence Maroney (14-156-1 TD) at New England

Combined 200-Yard Rushing by two Players

By Dolphins: 9/16/12 237 by Reggie Bush (26-172-2 TDs)/Lamar Miller (10-65-1 TD)
vs. Oakland
By Opponent: 12/9/07 222 by Fred Jackson (15-115)/Marshawn Lynch (23-107) at Buffalo

Individual with 30-or-More Carries

By Dolphins: 11/27/03 31 by Ricky Williams (31-104) at Dallas
By Opponent: 11/18/07 32 by Brian Westbrook (32-148) at Philadelphia

Individual with 25-or-More Carries

By Dolphins: 9/16/12 26 by Reggie Bush (26-172-2 TDs) vs. Oakland Raiders
By Opponent: 10/6/13 27 by Ray Rice (27-74) vs. Baltimore

Rushing Play of 80-or-More Yards

By Dolphins: None
By Opponent: None

Rushing Play of 60-or-More Yards

By Dolphins: 9/16/12 65 by Reggie Bush vs. Oakland
By Opponent: 10/22/06 70 by Ahman Green vs. Green Bay

Rushing Play of 40-or-More Yards

By Dolphins: 12/8/13 55 by Daniel Thomas at Pittsburgh
By Opponent: 11/17/13 51 by Ryan Mathews vs. San Diego

Individual with two-or-More Rushing Touchdowns

By Dolphins: 9/16/12 Reggie Bush (2) vs. Oakland
By Opponent: 10/31/13 Giovani Bernard (2) vs. Cincinnati

400 Net Yards Passing by team

By Dolphins: 10/1/95 Dolphins win at Cincinnati, 26-23 (442)
By Opponent: 11/4/12 Colts win at Indianapolis, 23-20 (419)

300 Net Yards Passing by team

By Dolphins: 12/1/13 Dolphins win at New York Jets, 23-3 (328)
By Opponent: 12/15/13 Patriots loss at Miami, 24-20 (357)

THE LAST TIME MIAMI DOLPHINS...

Individual with 50-or-More Pass Attempts

By Dolphins: 12/27/09 Chad Henne (55-35-322-1 INT-1 TD) vs. Houston
By Opponent: 12/15/13 Tom Brady (55-34-364-1 INT-2 TD) vs. New England Patriots

Individual with 40-or-More Pass Attempts

By Dolphins: 12/29/13 Ryan Tannehill (40-20-204-3 INT-1 TD) vs New York Jets
By Opponent: 9/15/13 Andrew Luck (43-25-321-1 INT- 1 TD) at Indianapolis

Individual with 30-or-More Pass Completions

By Dolphins: 9/12/11 Chad Henne (49-30-416-1 INT- 2 TDs) vs. New England
By Opponent: 12/15/13 Tom Brady (55-34-364-1 INT-2 TD) vs. New England Patriots

Individual with 25-or-More Pass Completions

By Dolphins: 12/1/13 Ryan Tannehill (43-28-331-1 INT - 2 TD) at New York Jets
By Opponent: 9/15/13 Andrew Luck (43-25-321-1 INT- 1 TD) at Indianapolis

No Sacks Allowed

By Dolphins: 12/29/13 Dolphins vs. New York Jets (40 attempts - Ryan Tannehill)
By Opponent: 12/29/13 Jets win vs. Miami, 20-7 (27 attempts - Geno Smith)

Highest Individual Passer Rating (Min. 20 attempts)

By Dolphins: 11/27/03 156.0 Jay Fiedler (20-16-239-3 TDs) win at Dallas, 40-21
By Opponent: 9/14/08 158.3 Kurt Warner (24-19-361-3 TDs) win at Arizona, 31-10

Individual 300-Yard Passing game

By Dolphins: 12/1/13 Ryan Tannehill (37-25-312-0 INT - 3 TD) vs. New England Patriots
By Opponent: 12/15/13 Tom Brady (55-34-364-1 INT-2 TD) vs. New England Patriots

Consecutive 300-Yard Passing games

By Dolphins: 11/24/13-12/1/13 Ryan Tannehill (42-28-310-1 INT- 1 TD) vs. Carolina Panthers;
Ryan Tannehill (43-28-331-1 INT - 2 TD) at New York Jets
By Opponent: 9/23/12-9/30/12 Mark Sanchez (45-21-306-2 INTs-1 TD) vs. New York Jets;
Kevin Kolb (48-29-324-2 INTs-3 TDs) at Arizona

Individual Four-or-More Touchdown Passes

By Dolphins: 11/26/95 Dan Marino (36-23-254-1 INT-4 TDs) at Indianapolis
By Opponent: 9/30/13 Drew Brees (39-30-413-0 INT-4 TDs) at New Orleans

Individual with Three-or-More Touchdown Passes

By Dolphins: 12/1/13 Ryan Tannehill (37-25-312-0 INT - 3 TD) vs. New England Patriots
By Opponent: 12/8/13 Ben Roethlisberger (39-23-349-3 TD - 0 INT) at Pittsburgh

Individual with 15-or-More Receptions

By Dolphins: 12/4/05 Chris Chambers (15-238-1 TD) vs. Buffalo
By Opponent: 12/24/95 Isaac Bruce (15-210-1 TD) at St. Louis

Individual with 10-or-More Receptions

By Dolphins: 11/11/13 Rishard Matthews (11-120 - 2 TD) at Tampa Bay
By Opponent: 12/15/13 Julian Edelman (13-139-1 TD) vs. New England

Individual with 200-Yard Receiving game

By Dolphins: 9/30/12 Brian Hartline (12-253-1 TD) at Arizona
By Opponent: 12/24/95 Isaac Bruce (15-210-1 TD) at St. Louis

Individual with 150-Yard Receiving game

By Dolphins: 9/30/12 Brian Hartline (12-253-1 TD) at Arizona
By Opponent: 9/12/11 Wes Welker (8-160-2 TDs) vs. New England

THE LAST TIME MIAMI DOLPHINS...

Individual with 100-Yard Receiving game

By Dolphins: 12/1/13 Brian Hartline (9-127 -TD) at New York Jets
By Opponent: 12/15/13 Julian Edelman (13-139-1 TD) and Danny Amendola (10-131) vs. New England

Two 100-Yard Receivers in the Same game

By Dolphins: 9/15/13 Mike Wallace (9-115) and Charles Clay (5-109) at Indianapolis Colts
By Opponent: 12/15/13 Julian Edelman (13-139-1 TD) and Danny Amendola (10-131) vs. New England

Consecutive 100-Yard Receiving games

By Dolphins: 11/24/13-12/1/13 Mike Wallace (5-127 -TD) vs. Carolina Panthers
Brian Hartline (9-127 -TD) at New York Jets
By Opponent: 12/8/13-12/15/13 Antonio Brown (5-138-1 TD) at Pittsburgh Steelers
Julian Edelman (13-139-1 TD) /Danny Amendola (10-131) vs. New England

100-Yard Receiving in a half

By Dolphins: 11/24/13 Mike Wallace (2-110 -TD in the first half) vs. Carolina Panthers
By Opponents: 12/8/13 Julian Edelman (102 in the second half) vs. New England

Pass Play of 90-or-More Yards

By Dolphins: None
By Opponent: 9/12/11 99t, Tom Brady to Wes Welker vs. New England

Pass Play of 80-or-More Yards

By Dolphins: 9/30/12 80, Ryan Tannehill to Brian Hartline at Arizona
By Opponent: 9/12/11 99, Tom Brady to Wes Welker vs. New England

Pass Play of 60-or-More Yards

By Dolphins: 9/15/13 67, Ryan Tannehill Charles Clay at Indianapolis
By Opponent: 12/8/13 67, Ben Roethlisberger to Emmanuel Sanders at Pittsburgh
(*Sanders lateral to A. Brown ran out of bounds after 56 yd gain)

Pass Play of 40-or-More Yards

By Dolphins: 12/8/13 40, Ryan Tannehill to Charles Clay at Pittsburgh
By Opponent: 12/22/13 57, Thad Lewis to Robert Brown at Buffalo

Individual with Three-or-More Touchdown Receptions

By Dolphins: 12/21/98 Lamar Thomas (6-136-3 TDs) vs. Denver
By Opponent: 11/23/08 Randy Moss (8-125-3 TDs) vs. New England

Individual with Two-or-More Touchdown Receptions

By Dolphins: 12/8/13 Charles Clay (7-97 - 2 TD) at Pittsburgh
By Opponent: 9/30/12 Andrew Roberts (6-118 - 2 TDs) at Arizona

Led team in Both Rushing and Receiving Yards in the Same game

By Dolphins: 11/1/09 Ricky Williams at New York Jets
(27 yards rushing and 41 yards receiving)
By Opponent: 11/7/10 Ray Rice at Baltimore
(83 yards rushing and 97 receiving yards)

100-Yard Rusher & Receiver in the Same game

By Dolphins: None
By Opponent: 9/1/91 Thurman Thomas of Buffalo
(165 yards rushing and 103 receiving yards)

THE LAST TIME MIAMI DOLPHINS...

100-Yard Rusher, 100-Yard Receiver & 300-Yard Passer in the Same game

By Dolphins:	12/1/91	Dan Marino (307 yards passing), Mark Higgs (131 yards rushing) Tony Martin (106 yards receiving)
By Opponent:	12/21/08	Tyler Thigpen (320 yards passing), Larry Johnson (108 yards rushing) Jamaal Charles (102 receiving yards)

Individual with at least One Rushing and One Receiving Touchdown in the Same game

By Dolphins:	12/23/12	Reggie Bush (1 rushing, 2 receiving) vs. Buffalo
By Opponent:	9/30/13	Darren Sproles (1 rushing, 1 receiving) at New Orleans

Individual with at least One Rushing Touchdown and One Touchdown Pass in the Same game

By Dolphins:	9/16/12	Ryan Tannehill (1 rushing, 1 passing) vs. Oakland
By Opponent:	12/24/11	Tom Brady (2 rushing, 1 passing) at New England

No turnovers

By Dolphins:	10/6/13	Dolphins loss vs. Baltimore Ravens, 23-26
By Opponent:	12/29/13	Jets win vs. Miami, 20-7

Touchdown Scored on First Drive

By Dolphins:	9/15/13	Dolphins win at Indianapolis, 24-20
By Opponent:	11/11/13	Buccaneers win vs. Miami, 22-19

DEFENSE

Held Opponent under 100 Net Yards of total Offense

By Dolphins:	10/21/73	Dolphins held Buffalo to 76 net yds in a home win
By Opponent:	10/12/80	New England held Dolphins to 88 net yds in a Dolphins road loss

Held Opponent under 150 Net Yards of total Offense

By Dolphins:	9/21/03	Dolphins held Buffalo to 118 net yds in a home win
By Opponent:	12/22/12	Buffalo held Dolphins to 103 net yds in a Dolphins road loss

Held Opponent under 200 Net Yards of total Offense

By Dolphins:	12/1/13	Dolphins held New York Jets to 177 net yds in a road win
By Opponent:	11/15/12	Buffalo held Dolphins to 184 net yds in a Dolphins road loss

Held Opponent under 300 Net Yards of total Offense

By Dolphins:	11/24/13	Dolphins held Carolina to 295 net yds in a home loss
By Opponent:	12/29/13	New York held Dolphins to 296 net yds in a Dolphins home loss

Held Opponent under 30 Yards Rushing

By Dolphins:	9/30/12	Dolphins held Arizona to 28 rushing yds in a road loss
By Opponent:	12/22/13	Buffalo held Dolphins to 14 rushing yds in a Dolphins road loss

Held Opponent under 50 Yards Rushing

By Dolphins:	9/8/13	Dolphins held Cleveland to 47 rushing yds in a road win
By Opponent:	10/14/12	St. Louis held Dolphins to 36 rushing yds in a Dolphins home win

Held Opponent under 75 Yards Rushing

By Dolphins:	10/6/13	Dolphins held Baltimore to 74 rushing yds in a home loss
By Opponent:	11/15/12	Buffalo held Dolphins to 60 rushing yds in a Dolphins road loss

Held Opponent under 100 Yards Rushing

By Dolphins:	12/15/13	Dolphins held New England to 96 rushing yds in a home win
By Opponent:	12/29/13	New York held Miami to 92 yds rushing in a Dolphins home loss

THE LAST TIME MIAMI DOLPHINS...

Held Opponent under 100 Net Yards Passing

By Dolphins: 12/1/13 Dolphins held New York to 77 Net passing yds in win at N.Y. Jets
By Opponent: 12/22/13 Buffalo held Dolphins to 89 net passing yds in Dolphins road loss

Held Opponent under 150 Net Yards Passing

By Dolphins: 11/11/13 Dolphins held Tampa Bay to 124 net passing yds in a road loss
By Opponent: 10/27/13 Patriots held Dolphins to 145 net passing yds in Dolphins road loss

Interception Return for a Touchdown

By Dolphins: 10/31/13 Brent Grimes (94TD) vs. Cincinnati Bengals
By Opponent: 12/8/13 Troy Polamalu (19TD) at Pittsburgh Steelers

Individual with Three-or-More Interceptions

By Dolphins: 11/7/99 Sam Madison (3) vs. Tennessee
By Opponent: 10/20/02 Nate Clements (3) at Buffalo

Individual with Two-or-More Interceptions

By Dolphins: 9/8/13 Dimitri Patterson (2) at Cleveland
By Opponent: 12/29/13 Dee Millner (2) vs New York Jets

Seven-or-More Sacks by team

By Dolphins: 9/30/12 Dolphins recorded 8 sacks in a loss at Arizona
By Opponent: 12/30/12 New England Patriots recorded 7 sacks in a home win

Six-or-More Sacks by team

By Dolphins: 9/8/13 Dolphins recorded 6 sacks in a win at Cleveland
By Opponent: 12/22/13 Buffalo Bills recorded 6 sacks in win vs Miami

Five-or-More Sacks by team

By Dolphins: 10/31/13 Dolphins recorded 5 sacks in a win vs. Cincinnati
By Opponent: 9/15/13 Indianapolis Colts recorded 5 sacks in loss vs. Miami

Individual with Four-or-More Sacks

By Dolphins: 9/30/12 Cameron Wake (4.5) at Arizona
By Opponent: N/A

Individual with Three-or-More Sacks

By Dolphins: 12/1/13 Olivier Vernon (3.0) at New York Jets
By Opponent: 10/6/13 Terrell Suggs (3.0) vs. Baltimore

Individual with Two-or-More Sacks

By Dolphins: 11/24/13 Olivier Vernon (2.0) vs. Carolina Panthers
By Opponent: 10/20/13 Mario Williams (2.0) vs. Buffalo Bills

Fumble Recovered for Touchdown

By Dolphins: 9/19/10 Koa Misi (0) at Minnesota
By Opponent: 12/20/07 Chinedum Ndukwe (54) at Cincinnati

SPECIAL TEAMS

Kickoff Return for a Touchdown

By Dolphins: 11/15/12 Marcus Thigpen (96TD) at Buffalo
By Opponent: 11/25/12 Leon Washington (98TD) vs. Seattle

Kickoff Return for a Touchdown on the Opening Kickoff

By Dolphins: 12/5/71 Mercury Morris (94 yds) at New England
By Opponent: 11/28/10 Jacoby Ford (101TD) at Oakland

THE LAST TIME MIAMI DOLPHINS...

Kickoff Return for 50 yards or more

By Dolphins: 12/1/13 Marcus Thigpen (50) at New York Jets
By Opponent: 11/25/12 Leon Washington (98TD) vs. Seattle

Punt Return for a Touchdown

By Dolphins: 9/9/12 Marcus Thigpen (72TD) at Houston
By Opponent: 11/15/12 Leodis McKelvin (79TD) at Buffalo

Punt Return for 50 yards or more

By Dolphins: 9/9/12 Marcus Thigpen (72TD) at Houston
By Opponent: 11/15/12 Leodis McKelvin (79TD) at Buffalo

Blocked Punt Recovered for Touchdown

By Dolphins: 10/28/12 Olivier Vernon at New York Jets
By Opponent: 9/29/91 Chris Burkett vs. New York Jets

Blocked Punt

By Dolphins: 12/8/13 Jimmy Wilson at Pittsburgh
(Blocked a Mat McBriar punt in the 2nd quarter)
By Opponent: 10/4/10 Patrick Chung vs. New England
(Block a Brandon Fields punt in the 3rd quarter)

Blocked PAT

By Dolphins: 12/6/92 Dolphins (J. Cross) blocked San Francisco (M. Cofer) extra point
By Opponent: 11/15/09 Tampa Bay (D. Penn) blocked Dolphins (D. Carpenter) extra point

Missed (not blocked) PAT

By Dolphins: 11/15/09 Dan Carpenter vs. Tampa Bay
By Opponent: 10/25/09 John Carney at New Orleans

Blocked Field Goal

By Dolphins: 11/24/13 Jared Odrick vs. Carolina Panthers (G. Gano 35yd attempt)
By Opponent: 10/27/13 Chandler Jones at New England Patriots (C. Sturgis 39yd attempt)

Blocked Field goal returned for a TD

By Dolphins: 12/19/71 Curtis Johnson (47TD) on Tim Webster attempt vs. Green Bay
By Opponent: 10/4/10 Kyle Arrington (35TD) on Dan Carpenter attempt vs. New England

Individual with Six-or-More Field goals attempted

By Dolphins: 11/28/10 Dan Carpenter (4-6) at Oakland (49, 51SH, 23, 44, 49 WR, 25)
By Opponent: 9/7/03 Kris Brown (5-7) vs. Houston (36, 43WR, 50, 54WL, 23, 24, 35)

Individual with Six-or-More Field goals made

By Dolphins: 10/17/99 Olindo Mare (6-6) at New England (20, 33, 45, 45, 41, 53)
By Opponent: N/A

Individual with Five-or-More Field goals attempted

By Dolphins: 11/14/11 Shane Graham (4-5) at Dallas (26, 47WL, 28, 27, 23)
By Opponent: 11/4/12 Adam Vinatieri (3-5) at Indianapolis (48WR, 23, 54B, 47, 43)

Individual with Five-or-More Field goals made

By Dolphins: 10/31/10 Dan Carpenter (5-5) at Cincinnati (38, 42, 24, 54, 31)
By Opponent: 10/7/07 Kris Brown (5-5) at Houston (54, 43, 54, 20, 57)

Individual with Four-or-More Field goals attempted

By Dolphins: 12/1/13 Caleb Sturgis (3-4) at New York Jets (41WR, 34, 43, 18)
By Opponent: 12/22/13 Dan Carpenter (4-4) at Buffalo (45, 21, 22, 26)

THE LAST TIME MIAMI DOLPHINS...

Individual with Four-or-More Field goals made

By Dolphins: 1/1/12 Dan Carpenter (4-4) at New York Jets (44, 58, 40, 44)
By Opponent: 12/22/13 Dan Carpenter (4-4) at Buffalo (45, 21, 22, 26)

Individual with Three-or-More Field goals attempted

By Dolphins: 12/8/13 Caleb Sturgis (2-3) at Pittsburgh (34, 52SH, 27)
By Opponent: 12/29/13 Nick Folk (2-3) vs. New York Jets (35WR, 35, 26)

Individual with Three-or-More Field goals made


By Dolphins: 12/1/13 Caleb Sturgis (3-4) at New York Jets (41WR, 34, 43, 18)
By Opponent: 10/20/13 Nick Novak (3-3) vs. San Diego Chargers (27, 50, 29)

Successful Onsides Kick

By Dolphins: 10/28/12 Dolphins win at New York Jets
By Opponent: 12/18/11 Dolphins win at Buffalo

Failed Onsides Kick Attempt

By Dolphins: 12/2/12 Dolphins home loss vs. New England
By Opponent: 1/1/12 New York Jets loss vs. Miami Dolphins



**2013 LEAGUE
STANDINGS AND
STATISTICS**



FINAL NFL 2013 REGULAR SEASON STANDINGS

AMERICAN FOOTBALL CONFERENCE

EAST

	W	L	T	Pct.	PF	PA
New England*	12	4	0	.750	444	338
NY Jets	8	8	0	.500	290	387
Miami	8	8	0	.500	317	335
Buffalo	6	10	0	.375	339	388

NORTH

	W	L	T	Pct.	PF	PA
Cincinnati*	11	5	0	.688	430	305
Pittsburgh	8	8	0	.500	379	370
Baltimore	8	8	0	.500	320	352
Cleveland	4	12	0	.250	308	406

SOUTH

	W	L	T	Pct.	PF	PA
Indianapolis*	11	5	0	.688	391	336
Tennessee	7	9	0	.438	362	381
Jacksonville	4	12	0	.250	247	449
Houston	2	14	0	.125	276	428

WEST

	W	L	T	Pct.	PF	PA
Denver*	13	3	0	.813	606	399
Kansas City#	11	5	0	.688	430	305
San Diego#	9	7	0	.563	396	348
Oakland	4	12	0	.250	322	453

*Division Champion

NATIONAL FOOTBALL CONFERENCE

EAST

	W	L	T	Pct.	PF	PA
Philadelphia*	10	6	0	.625	442	382
Dallas	8	8	0	.500	439	432
NY Giants	7	9	0	.438	294	383
Washington	3	13	0	.188	334	478

NORTH

	W	L	T	Pct.	PF	PA
Green Bay*	8	7	1	.531	417	428
Chicago	8	8	0	.500	445	478
Detroit	7	9	0	.438	395	376
Minnesota	5	10	1	.344	391	480

SOUTH

	W	L	T	Pct.	PF	PA
Carolina*	12	4	0	.750	366	241
New Orleans#	11	5	0	.688	414	304
Atlanta	4	12	0	.250	353	443
Tampa Bay	4	12	0	.250	288	389

WEST

	W	L	T	Pct.	PF	PA
Seattle*	13	3	0	.813	417	231
San Francisco#	12	4	0	.750	406	272
Arizona	10	6	0	.625	379	324
St. Louis	7	9	0	.438	348	364

#Wild Card Team

2014 POSTSEASON DATES

AFC Wild Card Round

1/4/14 - INDIANAPOLIS 45, Kansas City 44
 1/5/14 - SAN DIEGO 27, Cincinnati 10

AFC Divisional Round

1/11/14 - NEW ENGLAND 43, Indianapolis 22
 1/12/14 - DENVER 24, San Diego 17

AFC Championship Game

1/19/14 - DENVER 26, New England 16

NFC Wild Card Round

1/4/14 - NEW ORLEANS 26, Philadelphia 24
 1/5/14 - SAN FRANCISCO 23, Green Bay 20

NFC Divisional Round

1/11/14 - SEATTLE 23, New Orleans 15
 1/12/14 - SAN FRANCISCO 23, Carolina 10

NFC Championship Game

1/19/14 - SEATTLE 23, San Francisco 17

January 26.....TEAM RICE 22, Team Sanders 21
 at Aloha Stadium - Honolulu, Hawaii

February 2.....SEATTLE 43, Denver 8 - Super Bowl XLVIII,
 MetLife Stadium, New York-New Jersey



NFL TEAM RANKINGS

TEAM RANKINGS

American Football Conference

	Offense			Defense		
	Total	Rush	Pass	Total	Rush	Pass
Balt.	15	15	9	6	4	7
Buff.	8	1	15	4	14	2
Cin.	4	9	3	1	2	3
Cleve.	7	13T	5	3	7	4
Denver	*1	8	*1	9	3	14
Hou.	5	10T	7	2	11	1
Ind.	6	10T	8	10	13	8
Jax	16	16	12	16	15	12T
K.C.	10	4	13T	14	10	12T
Miami	14	12	10	11	12	9
N.E.	3	3	4	15	16	10
Jets	13	2	16	5	1	11
Oak.	12	5	13T	12	6	15
Pitt.	9	13T	6	7	9	5
S.D.	2	6	2	13	5	16
Tenn.	11	7	11	8	8	6

National Football Conference

	Offense			Defense		
	Total	Rush	Pass	Total	Rush	Pass
Ariz.	7	12	7	5	*1	6
Atl.	9	16	5	12	15	11
Car.	13	7	14	2	2	3
Chi.	5	8	3	14	16	7
Dallas	10	13	8	16	14	14
Det.	4	9	2	8	4	12
G.B.	2	5	4	11	13	13
Minn.	8	6	11	15	10	15
N.O.	3	14	1	3	12	2
Giants	14	15	10	6	8	5
Phil.	1	*1	6	13	7	16
St. L.	15	10	13	7	6	9
S.F.	12	2	15	4	3	4
Sea.	11	3	12	*1	5	*1
T.B.	16	11	16	9	9	8
Wash.	6	4	9	10	11	10

National Football League

	Offense			Defense		
	Total	Rush	Pass	Total	Rush	Pass
Ariz.	12	23	13	6	*1	14
Atl.	14	32	7	27T	31	21
Balt.	29	30	18	12	11	12
Buff.	19	2	28	10	28	4
Car.	26	11	29	2	2	6
Chi.	8	16	5	30	32	15
Cin.	10	18	8	3	5	5
Cleve.	18	27T	11	9	18	8
Dallas	16	24	14	32	27	30
Denver	*1	15	*1	19	7T	27
Det.	6	17	3	16	6	23
G.B.	3	7	6	25	25	24
Hou.	11	20T	15	7	23	3
Ind.	15	20T	17	20	26	13
Jax	31	31	22	27T	29	25T
K.C.	21	10	24T	24	22	25T
Miami	27	26	20	21	24	16
Minn.	13	8	23	31	16	31
N.E.	7	9	10	26	30	18
N.O.	4	25	2	4	19	2
Giants	28	29	19	8	14	10
Jets	25	6	31	11	3	22
Oak.	23	12	24T	22	13	28
Phil.	2	*1	9	29	10	32
Pitt.	20	27T	12	13	21	9
St. L.	30	19	27	15	9	19
S.D.	5	13	4	23	12	29
S.F.	24	3	30	5	4	7
Sea.	17	4	26	*1	7T	*1
T.B.	32	22	32	17	15	17
Tenn.	22	14	21	14	20	11
Wash.	9	5	16	18	17	20

T = Tied for position
 * = League Leader



AFC TEAM RANKINGS

AFC / TEAM/OFFENSE RANK

Tm	(A)	(B)	(C)	(D)	(E)	(F)	(G)	(H)	(I)	(J)	(K)	(L)	(M)	(N)	(O)	(P)	(Q)
BAL	15	16	15	16	9	15	14	11	12	9	10	1	2	6	10	11	3t
BUF	8	14	1	6	15	14	7	14	10t	15	14	15	16	14	15	9	7t
CIN	4	4	9	13	3	3	11	2	4	4	6	7	4	10	6	3t	11
CLE	7	11	13t	12	5	12	8	8	10t	12	8	4	10	12	14	13	12
DEN	1	1	8	10	1	1	2	1	1	2	1	11	5	11	11	1	1
HOU	5	10	10t	7	7	10	12	6	9	10	12	9	7	3	4	15	15
IND	6	5	10t	5	8	7	3	3	6	7	13	6	9	7	13	6	9
JAC	16	15	16	15	12	16	13	12	16	16	9	16	3	5	2	16	5
KC	10	8	4	1	13t	9	1	10	5	14	11	3	1	8	7	3t	13
MIA	14	12	12	8	10	13	10	15	14	11	15	12	15	1	1	12	14
NE	3	3	3	3	4	6	4	5	2	8	7	5	8	4	8	2	3t
NYJ	13	13	2	4	16	11	16	16	13	5	16	8	11	9	12	14	7t
OAK	12	6	5	2	13t	8	15	13	15	13	5	10	13	2	3	10	16
PIT	9	7	13t	14	6	4	6	9	7	6	4	2	12	16	16	7	2
SD	2	2	6	11	2	2	5	4	3	1	2	14	14	13	5	5	6
TEN	11	9	7	9	11	5	9	7	8	3	3	13	6	15	9	8	10

AFC / OPPONENT/DEFENSE RANK

Tm	(A)	(B)	(C)	(D)	(E)	(F)	(G)	(H)	(I)	(J)	(K)	(L)	(M)	(N)	(O)	(P)	(Q)	(R)	(S)
BAL	6	6	4	2	7	10	5	5	3	2	14	7	8	13	3	7	16	10	12
BUF	4	3	14	12	2	2	1	1	7	7	7	13	9	10	15	11	10	11	7
CIN	1	1	2	6	3	1	3	7	1t	1	3	9	10	6	10	1t	6	2t	2
CLE	3	2	7	3	4	3	10	11t	11	16	8	8	6	5	4	13	7	13	6
DEN	9	10	3	4	14	11	8	10	15	9	2	11	16	14	14	12	11	1	1
HOU	2	8	11	11	1	7	16	11t	1t	5	5	15	15	12	13	14	9	15	3
IND	10	13	13	14	8	13	7	4	8	8	12	16	14	11	11	4	1t	5	10
JAC	16	14	15	9	12t	14	13	16	16	14	16	3	1	2t	9	15	14	16	16
KC	14	12	10	15	12t	8	2	3	5t	3	11	2	11	15	5	1t	3	2t	14
MIA	11	5	12	8	9	6	4	6	9t	10	13	10	7	4	6	3	8	8	15
NE	15	11	16	13	10	5	6	2	14	13	1	4	3	7	8	5	4	4	5
NYJ	5	4	1	1	11	12	11	8	4	6	6	14	4	8	7	10	12	12	11
OAK	12	15	6	5	15	15	15	9	13	15	4	12	2	1	2	16	13	14	13
PIT	7	7	9	10	5	4	14	15	5t	12	9	6	5	2t	1	8	15	7	8
SD	13	16	5	16	16	16	12	14	9t	11	10	5	13	16	16	6	1t	6	4
TEN	8	9	8	7	6	9	9	13	12	4	15	1	12	9	12	9	5	9	9

- (A) Total Yards per Game
- (B) Yards per Play
- (C) Rushing Yards per Game
- (D) Rushing Yards per Attempt
- (E) Passing Net Yards per Game
- (F) Passing Net Yards per Play
- (G) Passing, Percent Had Intercepted
- (H) Sacks per Pass Play
- (I) First Downs per Game
- (J) Third Down Efficiency
- (K) Fourth Down Efficiency
- (L) Punt Return Average
- (M) Kickoff Return Average
- (N) Gross Punting Average
- (O) Net Punting Average
- (P) Points per Game
- (Q) Field Goal Percentage
- Combined Offense/Defense Rank
- (R) Points per Game Differential
- (S) Net Yards per Game Differential



NFC TEAM RANKINGS

NFC / TEAM/OFFENSE RANK

Tm	(A)	(B)	(C)	(D)	(E)	(F)	(G)	(H)	(I)	(J)	(K)	(L)	(M)	(N)	(O)	(P)	(Q)
ARI	7	11	12	15	7	8	15	9	7t	12	6	16	15	7	8	10	11
ATL	9	10	16	12	5	10	9	5	6	3	12	11	3	8	5	12	6t
CAR	13	13	7	9	14	12	10	13	10	2	1	7	10	2	4	11	6t
CHI	5	2	8	5	3	3	7	2	5	5	5	2	6	16	15	1	4
DAL	10	5	13	6	8	9	4	4	9	13	3	3	1	9	11	3	2
DET	4	6	9	11	2	6	12	1	4	4	14	8	4	5	7	8	15
GB	2	3	5	4	4	5	11	10	3	6	2	4	14	10	12	4t	5
MIN	8	8	6	2	11	13	14	11	11	11	8	1	2	12	9	9	10
NO	3	4	14	14	1	2	2	3	1	1	11	15	7	4	2	6	16
NYG	14	15	15	16	10	11	16	7	15	15	9t	12	12	3	14	15	9
PHI	1	1	1	1	6	1	1	12	2	8	9t	13	11	11	6	2	12
STL	15	14	10	10	13	14	6	8	14	14	15	10	9	6	1	13	3
SF	12	9	2	7	15	7	3	15	13	10	4	9	8	1	3	7	6t
SEA	11	7	3	8	12	4	5	16	12	9	7	6	13	14	10	4t	1
TB	16	16	11	13	16	16	8	14	16	16	13	5	5	13	13	16	14
WAS	6	12	4	3	9	15	13	6	7t	7	16	14	16	15	16	14	13

NFC / OPPONENT/DEFENSE RANK

Tm	(A)	(B)	(C)	(D)	(E)	(F)	(G)	(H)	(I)	(J)	(K)	(L)	(M)	(N)	(O)	(P)	(Q)	(R)	(S)
ARI	5	2	1	1	6	3	5	6	6	6	5	10	11	11	15	5	2	6	4
ATL	12	14	15	15	11	16	15	11	8	16	13	5	12	14	10	13	16	14	12
CAR	2	4	2	7	3	2	4	1	2	7	2	12	8	9	12	2	9	3	8
CHI	14	16	16	16	7	13	3	12	13	13	15t	3	1	7	4	14t	12	11	10
DAL	16	15	14	14	14	14	12	16	16	14	8	11	4	15	6	12	8	8	16
DET	8	11	4	11	12	7	11	13	5	1	15t	6	15	6	5	7	10	7	3
GB	11	13	13	13	13	12	14	5	11	8	11	14	14	2	1	11	3t	9	5
MIN	15	10	10	8	15	10	16	10	14t	15	12	9	16	3	2	16	11	12t	14
NO	3	6	12	12	2	4	13	3	1	4	3	4	13	12	16	4	7	4	1
NYG	6	3	8	4	5	5	9	14	9	11	1	15	6	4	9	9	14	12t	11
PHI	13	9	7	3	16	9	8	15	14t	12	6	7	9	1	8	8	6	5	6
STL	7	7	6	2	9	11	10	2	12	9	9	1	5	16	14	6	1	10	13
SF	4	5	3	6	4	6	7	8	4	3	7	8	3	8	11	3	3t	2	9
SEA	1	1	5	5	1	1	1	4	3	5	4	2	10	10	3	1	13	1	2
TB	9	8	9	10	8	8	2	9	7	10	10	13	2	5	7	10	15	15	15
WAS	10	12	11	9	10	15	6	7	10	2	14	16	7	13	13	14t	5	16	7

- (A) Total Yards per Game
- (B) Yards per Play
- (C) Rushing Yards per Game
- (D) Rushing Yards per Attempt
- (E) Passing Net Yards per Game
- (F) Passing Net Yards per Play
- (G) Passing, Percent Had Intercepted
- (H) Sacks per Pass Play
- (I) First Downs per Game
- (J) Third Down Efficiency
- (K) Fourth Down Efficiency
- (L) Punt Return Average
- (M) Kickoff Return Average
- (N) Gross Punting Average
- (O) Net Punting Average
- (P) Points per Game
- (Q) Field Goal Percentage
- Combined Offense/Defense Rank
- (R) Points per Game Differential
- (S) Net Yards per Game Differential



NFL TEAM RANKINGS

NFL / TEAM/OFFENSE RANK

Tm	(A)	(B)	(C)	(D)	(E)	(F)	(G)	(H)	(I)	(J)	(K)	(L)	(M)	(N)	(O)	(P)	(Q)
BAL	29	32	30	32	18	30	28	20	24	20	22	3	2	13	22	25	6t
BUF	19	29	2	14	28	29	18	28	22t	29	30	29	29	27	30	22	10t
CIN	10	13	18	28	8	9	24	3	9t	10	11	15	5	20	14	6t	23
CLE	18	25	27t	23	11	27	19	17	22t	24	19	10	15	25	29	27	24t
DEN	1	2	15	20	1	1	2	1	1	2	1	22	6	24	23	1	1
HOU	11	22	20t	15	15	25	25	10	20t	21	26	19	9	5	12	31	31
IND	15	15	20t	13	17	16	3	5	16	15	28t	14	14	14	25	14t	18
JAC	31	30	31	31	22	31	27	23	31	32	20	32	3	12	7	32	8
KC	21	20	10	5	24t	24	1	19	14	27	23t	6	1	15	15	6t	28
MIA	27	26	26	17	20	28	23	30	29	23	31	23	25	1	2	26	29
NE	7	11	9	9	10	15	4	9	2	16	18	11	12	10	16	3	6t
NYJ	25	27	6	10	31	26	31	31	27t	13	32	16	18	17	24	29	10t
OAK	23	18	12	6	24t	18	30	24	30	26	10	21	22	4	10	24	32
PIT	20	19	27t	29	12	12	14	18	17	14	9	4	21	31	31	16t	3
SD	5	5	13	21	4	2	8	6	3	1	2	25	23	26	13	12	9
TEN	22	21	14	19	21	14	21	12	18	8	6	24	8	28	17	19	20
ARI	12	16	23	27	13	11	29	16	11t	22	12	31	31	11	11	16t	21
ATL	14	14	32	24	7	17	15	11	9t	5	21	20	10	16	6	20	14t
CAR	26	23	11	16	29	20	16	26	15	4	3	12	24	3	5	18	14t
CHI	8	3	16	7	5	5	12	4	8	7	8	2	16	32	28	2	12
DAL	16	7	24	8	14	13	9	8	13	25	5	5	4	18	20	5	4
DET	6	8	17	22	3	8	20	2	7	6	25	13	11	8	9	13	27
GB	3	4	7	4	6	7	17	21	6	9	4	7	30	19	21	8t	13
MIN	13	10	8	2	23	21	26	22	19	19	14	1	7	22	18	14t	19
NO	4	6	25	26	2	4	6	7	4	3	17	30	17	7	3	10	30
NYG	28	28	29	30	19	19	32	14	27t	30	15t	26	27	6	27	28	17
PHI	2	1	1	1	9	3	5	25	5	12	15t	27	26	21	8	4	22
STL	30	24	19	18	27	22	11	15	26	28	27	18	20	9	1	21	5
SF	24	12	3	11	30	10	7	29	25	18	7	17	19	2	4	11	14t
SEA	17	9	4	12	26	6	10	32	20t	17	13	9	28	29	19	8t	2
TB	32	31	22	25	32	32	13	27	32	31	23t	8	13	23	26	30	26
WAS	9	17	5	3	16	23	22	13	11t	11	28t	28	32	30	32	23	24t

Team/Offense Rank

- (A) Total Yards per Game
- (B) Yards per Play
- (C) Rushing Yards per Game
- (D) Rushing Yards per Attempt
- (E) Passing Net Yards per Game
- (F) Passing Net Yards per Play
- (G) Passing, Percent Had Intercepted
- (H) Sacks per Pass Play
- (I) First Downs per Game
- (J) Third Down Efficiency
- (K) Fourth Down Efficiency
- (L) Punt Return Average
- (M) Kickoff Return Average
- (N) Gross Punting Average
- (O) Net Punting Average
- (P) Points per Game
- (Q) Field Goal Percentage



NFL TEAM RANKINGS

NFL / OPPONENT/DEFENSE RANK

Tm	(A)	(B)	(C)	(D)	(E)	(F)	(G)	(H)	(I)	(J)	(K)	(L)	(M)	(N)	(O)	(P)	(Q)	(R)	(S)
BAL	12	12	11	5	12	16	12	11	6t	3	23t	17	16	22	4	12	25	20	23
BUF	10	6	28	23	4	3	2	3	12	14	12t	25	17	18	27	20	17	22	16
CIN	3	2	5	15	5	2	7	14	3t	2	5	21	18	11	17	5t	10	4t	4
CLE	9	3	18	8	8	4	23	18t	20	31	15	20	14	9	5	23	12t	27	15
DEN	19	16	7t	10	27	17	17	17	27	16	2t	23	32	23	25	22	20	1	1
HOU	7	14	23	22	3	13	32	18t	3t	8	9t	28	28	21	24	24t	15t	31	6
IND	20	22	26	25	13	19	16	9	14	15	20	31	27	20	20	9	2t	10t	20
JAC	27t	23	29	19	25t	26	27	30	28t	27	30t	5	3	4t	16	28	23	32	32
KC	24	21	22	26	25t	14	6	8	10t	5	18t	4	22	28	6	5t	5	4t	25
MIA	21	11	24	18	16	12	10	12	17t	17t	21	22	15	8	10	8	14	18	28
NE	26	17	30	24	18	11	13	7	26	26	1	9	6	13	15	10	8	8	13
NYJ	11	9	3	1	22	18	24	15	9	13	11	27	11	16	13	19	21	26	21
OAK	22	26	13	11	28	28	31	16	23t	28	6t	24	4	1	3	29	22	29	24
PIT	13	13	21	21	9	10	30	27	10t	22	16	16	12	4t	2	14	24	14	17
SD	23	31	12	27	29	31	26	23	17t	20	17	12	24	30	31	11	2t	12	9
TEN	14	15	20	17	11	15	21	20	21t	7	27t	3	23	17	21	16	9	19	18
ARI	6	4	1	2	14	6	8	10	13	11	9t	15	21	25	30	7	4	10t	7
ATL	27t	29	31	31	21	32	28	25	16	32	27t	8	25	29	22	27	32	25	26
CAR	2	7	2	12	6	5	5	1	2	12	4	19	13	19	26	2	19	4t	12
CHI	30	32	32	32	15	27	4	26	28t	25	30t	6	1	14	9	30t	28	21	19
DAL	32	30	27	30	30	29	20	32	32	29	18t	18	7	31	12	26	18	15	31
DET	16	25	6	20	23	20	19	28	8	1	30t	10	30	12	11	15	26	13	5
GB	25	28	25	29	24	25	25	6	23t	17t	25	29	29	3	1	24t	6t	16	8
MIN	31	24	16	13	31	23	29	24	30t	30	26	14	31	6	7	32	27	23t	29
NO	4	10	19	28	2	7	22	4	1	9	6t	7	26	26	32	4	15t	7	2
NYG	8	5	14	6	10	8	15	29	17t	23	2t	30	9	7	19	18	30	23t	22
PHI	29	20	10	4	32	22	14	31	30t	24	12t	11	19	2	18	17	12t	9	10
STL	15	18	9	3	19	24	18	2	25	19	22	1	8	32	29	13	1	17	27
SF	5	8	4	9	7	9	11	21	6t	6	14	13	5	15	23	3	6t	3	14
SEA	1	1	7t	7	1	1	1	5	3t	10	8	2	20	24	8	1	29	2	3
TB	17	19	15	16	17	21	3	22	15	21	23t	26	2	10	14	21	31	28	30
WAS	18	27	17	14	20	30	9	13	21t	4	29	32	10	27	28	30t	11	30	11

- Opponent/Defense Rank
- (A) Total Yards per Game
- (B) Yards per Play
- (C) Rushing Yards per Game
- (D) Rushing Yards per Attempt
- (E) Passing Net Yards per Game
- (F) Passing Net Yards per Play
- (G) Passing, Percent Had Intercepted
- (H) Sacks per Pass Play
- (I) First Downs per Game
- (J) Third Down Efficiency
- (K) Fourth Down Efficiency
- (L) Punt Return Average
- (M) Kickoff Return Average
- (N) Gross Punting Average
- (O) Net Punting Average
- (P) Points per Game
- (Q) Field Goal Percentage
- Combined Offense/Defense Rank
- (R) Points per Game Differential
- (S) Net Yards per Game Differential



AFC/NFC TEAM STATISTICS



AFC / TOTAL OFFENSE

Rank	Team	Total	Rushing	Passing	Total	Rushing	Passing
1)	Denver	7317	1873	5444	457.3	117.1	340.3
2)	San Diego	6293	1965	4328	393.3	122.8	270.5
3)	New England	6152	2065	4087	384.5	129.1	255.4
4)	Cincinnati	5894	1755	4139	368.4	109.7	258.7
5)	Houston	5556	1743	3813	347.3	108.9	238.3
6)	Indianapolis	5468	1743	3725	341.8	108.9	232.8
7)	Cleveland	5423	1383	4040	338.9	86.4	252.5
8)	Buffalo	5410	2307	3103	338.1	144.2	193.9
9)	Pittsburgh	5400	1383	4017	337.5	86.4	251.1
10)	Kansas City	5396	2056	3340	337.3	128.5	208.8
11)	Tennessee	5390	1894	3496	336.9	118.4	218.5
12)	Oakland	5340	2000	3340	333.8	125.0	208.8
13)	New York Jets	5090	2158	2932	318.1	134.9	183.3
14)	Miami	5007	1440	3567	312.9	90.0	222.9
15)	Baltimore	4918	1328	3590	307.4	83.0	224.4
16)	Jacksonville	4701	1260	3441	293.8	78.8	215.1

AFC / TOTAL DEFENSE

Rank	Team	Total	Rushing	Passing	Total	Rushing	Passing
1)	Cincinnati	4888	1544	3344	305.5	96.5	209.0
2)	Houston	5081	1958	3123	317.6	122.4	195.2
3)	Cleveland	5319	1781	3538	332.4	111.3	221.1
4)	Buffalo	5334	2063	3271	333.4	128.9	204.4
5)	New York Jets	5359	1412	3947	334.9	88.3	246.7
6)	Baltimore	5368	1687	3681	335.5	105.4	230.1
7)	Pittsburgh	5395	1849	3546	337.2	115.6	221.6
8)	Tennessee	5407	1795	3612	337.9	112.2	225.8
9)	Denver	5696	1626	4070	356.0	101.6	254.4
10)	Indianapolis	5713	2002	3711	357.1	125.1	231.9
11)	Miami	5750	1998	3752	359.4	124.9	234.5
12)	Oakland	5819	1727	4092	363.7	107.9	255.8
13)	San Diego	5864	1725	4139	366.5	107.8	258.7
14)	Kansas City	5885	1923	3962	367.8	120.2	247.6
15)	New England	5969	2145	3824	373.1	134.1	239.0
16)	Jacksonville	6070	2108	3962	379.4	131.8	247.6

NFC / TOTAL OFFENSE

Rank	Team	Total	Rushing	Passing	Total	Rushing	Passing
1)	Philadelphia	6676	2566	4110	417.3	160.4	256.9
2)	Green Bay	6404	2136	4268	400.3	133.5	266.8
3)	New Orleans	6391	1473	4918	399.4	92.1	307.4
4)	Detroit	6274	1792	4482	392.1	112.0	280.1
5)	Chicago	6109	1828	4281	381.8	114.3	267.6
6)	Washington	5915	2164	3751	369.7	135.3	234.4
7)	Arizona	5542	1540	4002	346.4	96.3	250.1
8)	Minnesota	5508	2081	3427	344.3	130.1	214.2
9)	Atlanta	5490	1247	4243	343.1	77.9	265.2
10)	Dallas	5461	1507	3954	341.3	94.2	247.1
11)	Seattle	5424	2188	3236	339.0	136.8	202.3
12)	San Francisco	5180	2201	2979	323.8	137.6	186.2
13)	Carolina	5069	2026	3043	316.8	126.6	190.2
14)	New York Giants	4920	1332	3588	307.5	83.3	224.3
15)	St. Louis	4877	1752	3125	304.8	109.5	195.3
16)	Tampa Bay	4432	1612	2820	277.0	100.8	176.3

NFC / TOTAL DEFENSE

Rank	Team	Total	Rushing	Passing	Total	Rushing	Passing
1)	Seattle	4378	1626	2752	273.6	101.6	172.0
2)	Carolina	4820	1391	3429	301.3	86.9	214.3
3)	New Orleans	4891	1786	3105	305.7	111.6	194.1
4)	San Francisco	5071	1535	3536	316.9	95.9	221.0
5)	Arizona	5079	1351	3728	317.4	84.4	233.0
6)	New York Giants	5316	1743	3573	332.3	108.9	223.3
7)	St. Louis	5520	1646	3874	345.0	102.9	242.1
8)	Detroit	5546	1596	3950	346.6	99.8	246.9
9)	Tampa Bay	5568	1762	3806	348.0	110.1	237.9
10)	Washington	5665	1769	3896	354.1	110.6	243.5
11)	Green Bay	5956	2000	3956	372.3	125.0	247.3
12)	Atlanta	6070	2173	3897	379.4	135.8	243.6
13)	Philadelphia	6307	1671	4636	394.2	104.4	289.8
14)	Chicago	6313	2583	3730	394.6	161.4	233.1
15)	Minnesota	6365	1767	4598	397.8	110.4	287.4
16)	Dallas	6645	2056	4589	415.3	128.5	286.8



NFL TEAM STATISTICS

NFL / TOTAL OFFENSE

Rank	Team	Total	Rushing	Passing	Total	Rushing	Passing
1)	Denver	7317	1873	5444	457.3	117.1	340.3
2)	Philadelphia	6676	2566	4110	417.3	160.4	256.9
3)	Green Bay	6404	2136	4268	400.3	133.5	266.8
4)	New Orleans	6391	1473	4918	399.4	92.1	307.4
5)	San Diego	6293	1965	4328	393.3	122.8	270.5
6)	Detroit	6274	1792	4482	392.1	112.0	280.1
7)	New England	6152	2065	4087	384.5	129.1	255.4
8)	Chicago	6109	1828	4281	381.8	114.3	267.6
9)	Washington	5915	2164	3751	369.7	135.3	234.4
10)	Cincinnati	5894	1755	4139	368.4	109.7	258.7
11)	Houston	5556	1743	3813	347.3	108.9	238.3
12)	Arizona	5542	1540	4002	346.4	96.3	250.1
13)	Minnesota	5508	2081	3427	344.3	130.1	214.2
14)	Atlanta	5490	1247	4243	343.1	77.9	265.2
15)	Indianapolis	5468	1743	3725	341.8	108.9	232.8
16)	Dallas	5461	1507	3954	341.3	94.2	247.1
17)	Seattle	5424	2188	3236	339.0	136.8	202.3
18)	Cleveland	5423	1383	4040	338.9	86.4	252.5
19)	Buffalo	5410	2307	3103	338.1	144.2	193.9
20)	Pittsburgh	5400	1383	4017	337.5	86.4	251.1
21)	Kansas City	5396	2056	3340	337.3	128.5	208.8
22)	Tennessee	5390	1894	3496	336.9	118.4	218.5
23)	Oakland	5340	2000	3340	333.8	125.0	208.8
24)	San Francisco	5180	2201	2979	323.8	137.6	186.2
25)	New York Jets	5090	2158	2932	318.1	134.9	183.3
26)	Carolina	5069	2026	3043	316.8	126.6	190.2
27)	Miami	5007	1440	3567	312.9	90.0	222.9
28)	New York Giants	4920	1332	3588	307.5	83.3	224.3
29)	Baltimore	4918	1328	3590	307.4	83.0	224.4
30)	St. Louis	4877	1752	3125	304.8	109.5	195.3
31)	Jacksonville	4701	1260	3441	293.8	78.8	215.1
32)	Tampa Bay	4432	1612	2820	277.0	100.8	176.3

NFL / TOTAL DEFENSE

Rank	Team	Total	Rushing	Passing	Total	Rushing	Passing
1)	Seattle	4378	1626	2752	273.6	101.6	172.0
2)	Carolina	4820	1391	3429	301.3	86.9	214.3
3)	Cincinnati	4888	1544	3344	305.5	96.5	209.0
4)	New Orleans	4891	1786	3105	305.7	111.6	194.1
5)	San Francisco	5071	1535	3536	316.9	95.9	221.0
6)	Arizona	5079	1351	3728	317.4	84.4	233.0
7)	Houston	5081	1958	3123	317.6	122.4	195.2
8)	New York Giants	5316	1743	3573	332.3	108.9	223.3
9)	Cleveland	5319	1781	3538	332.4	111.3	221.1
10)	Buffalo	5334	2063	3271	333.4	128.9	204.4
11)	New York Jets	5359	1412	3947	334.9	88.3	246.7
12)	Baltimore	5368	1687	3681	335.5	105.4	230.1
13)	Pittsburgh	5395	1849	3546	337.2	115.6	221.6
14)	Tennessee	5407	1795	3612	337.9	112.2	225.8
15)	St. Louis	5520	1646	3874	345.0	102.9	242.1
16)	Detroit	5546	1596	3950	346.6	99.8	246.9
17)	Tampa Bay	5568	1762	3806	348.0	110.1	237.9
18)	Washington	5665	1769	3896	354.1	110.6	243.5
19)	Denver	5696	1626	4070	356.0	101.6	254.4
20)	Indianapolis	5713	2002	3711	357.1	125.1	231.9
21)	Miami	5750	1998	3752	359.4	124.9	234.5
22)	Oakland	5819	1727	4092	363.7	107.9	255.8
23)	San Diego	5864	1725	4139	366.5	107.8	258.7
24)	Kansas City	5885	1923	3962	367.8	120.2	247.6
25)	Green Bay	5956	2000	3956	372.3	125.0	247.3
26)	New England	5969	2145	3824	373.1	134.1	239.0
27)	Jacksonville	6070	2108	3962	379.4	131.8	247.6
27)	Atlanta	6070	2173	3897	379.4	135.8	243.6
29)	Philadelphia	6307	1671	4636	394.2	104.4	289.8
30)	Chicago	6313	2583	3730	394.6	161.4	233.1
31)	Minnesota	6365	1767	4598	397.8	110.4	287.4
32)	Dallas	6645	2056	4589	415.3	128.5	286.8



AFC/NFC TEAM STATISTICS



AFC / TAKE-AWAYS, GIVE-AWAYS

Rank	Team	TAKE-AWAYS			GIVE-AWAYS			Net Diff
		Int	Fum	Total	Int	Fum	Total	
1)	Kansas City	21	15	36	8	10	18	= +18
2)	Indianapolis	15	12	27	10	4	14	= +13
3)	New England	17	12	29	11	9	20	= +9
4)	Buffalo	23	7	30	15	12	27	= +3
5)	Cincinnati	20	11	31	20	10	30	= +1
6t)	Denver	17	9	26	10	16	26	= 0
6t)	Tennessee	13	12	25	16	9	25	= 0
8)	Miami	18	6	24	19	7	26	= -2
9t)	Pittsburgh	10	10	20	14	10	24	= -4
9t)	San Diego	11	6	17	11	10	21	= -4
11)	Baltimore	16	8	24	23	6	29	= -5
12)	Jacksonville	11	10	21	21	6	27	= -6
13)	Cleveland	14	7	21	20	9	29	= -8
14)	Oakland	9	13	22	20	11	31	= -9
15)	New York Jets	13	2	15	22	7	29	= -14
16)	Houston	7	4	11	22	9	31	= -20
Totals		235	144	379	262	145	407	= -28

NFC / TAKE-AWAYS, GIVE-AWAYS

Rank	Team	TAKE-AWAYS			GIVE-AWAYS			Net Diff
		Int	Fum	Total	Int	Fum	Total	
1)	Seattle	28	11	39	9	10	19	= +20
2t)	Philadelphia	19	12	31	9	10	19	= +12
2t)	San Francisco	18	12	30	8	10	18	= +12
4)	Carolina	20	10	30	13	6	19	= +11
5)	Tampa Bay	21	10	31	12	9	21	= +10
6t)	Dallas	15	13	28	12	8	20	= +8
6t)	St. Louis	14	15	29	11	10	21	= +8
8)	Chicago	19	9	28	13	10	23	= +5
9)	New Orleans	12	7	19	12	7	19	= 0
10)	Arizona	20	10	30	22	9	31	= -1
11)	Green Bay	11	11	22	16	9	25	= -3
12)	Atlanta	10	11	21	17	11	28	= -7
13)	Washington	16	10	26	19	15	34	= -8
14t)	Detroit	15	7	22	19	15	34	= -12
14t)	Minnesota	12	8	20	19	13	32	= -12
16)	New York Giants	17	12	29	29	15	44	= -15
Totals		267	168	435	240	167	407	= +28



NFL TEAM STATISTICS

NFL / TAKE-AWAYS, GIVE-AWAYS

Rank	Team	TAKE-AWAYS			GIVE-AWAYS			Net Diff
		Int	Fum	Total	Int	Fum	Total	
1)	Seattle	28	11	39	9	10	19	= +20
2)	Kansas City	21	15	36	8	10	18	= +18
3)	Indianapolis	15	12	27	10	4	14	= +13
4t)	Philadelphia	19	12	31	9	10	19	= +12
4t)	San Francisco	18	12	30	8	10	18	= +12
6)	Carolina	20	10	30	13	6	19	= +11
7)	Tampa Bay	21	10	31	12	9	21	= +10
8)	New England	17	12	29	11	9	20	= +9
9t)	Dallas	15	13	28	12	8	20	= +8
9t)	St. Louis	14	15	29	11	10	21	= +8
11)	Chicago	19	9	28	13	10	23	= +5
12)	Buffalo	23	7	30	15	12	27	= +3
13)	Cincinnati	20	11	31	20	10	30	= +1
14t)	Denver	17	9	26	10	16	26	= 0
14t)	Tennessee	13	12	25	16	9	25	= 0
14t)	New Orleans	12	7	19	12	7	19	= 0
17)	Arizona	20	10	30	22	9	31	= -1
18)	Miami	18	6	24	19	7	26	= -2
19)	Green Bay	11	11	22	16	9	25	= -3
20t)	Pittsburgh	10	10	20	14	10	24	= -4
20t)	San Diego	11	6	17	11	10	21	= -4
22)	Baltimore	16	8	24	23	6	29	= -5
23)	Jacksonville	11	10	21	21	6	27	= -6
24)	Atlanta	10	11	21	17	11	28	= -7
25t)	Cleveland	14	7	21	20	9	29	= -8
25t)	Washington	16	10	26	19	15	34	= -8
27)	Oakland	9	13	22	20	11	31	= -9
28t)	Detroit	15	7	22	19	15	34	= -12
28t)	Minnesota	12	8	20	19	13	32	= -12
30)	New York Jets	13	2	15	22	7	29	= -14
31)	New York Giants	17	12	29	29	15	44	= -15
32)	Houston	7	4	11	22	9	31	= -20
Totals		502	312	814	502	312	814	= 0



AFC/NFC TEAM STATISTICS



AFC / OFFENSE/TEAMS: FIRST DOWNS, THIRD DOWNS, FOURTH DOWNS

Rank	Team	FIRST DOWNS				THIRD DOWNS			FOURTH DOWNS		
		Total	Rush	Pass	Pen	Made	Att	Pct	Made	Att	Pct
1)	Denver	435	107	293	35	95	205	46.3	8	9	88.9
2)	New England	378	110	225	43	83	221	37.6	7	15	46.7
3)	San Diego	373	104	230	39	101	206	49.0	5	6	83.3
4)	Cincinnati	330	101	205	24	92	225	40.9	12	21	57.1
5)	Kansas City	323	110	179	34	74	213	34.7	4	11	36.4
6)	Indianapolis	318	88	191	39	80	213	37.6	3	10	30.0
7)	Pittsburgh	312	81	207	24	82	216	38.0	9	15	60.0
8)	Tennessee	311	103	172	36	94	227	41.4	11	17	64.7
9)	Houston	307	90	198	19	83	231	35.9	6	17	35.3
10t)	Buffalo	301	113	149	39	83	244	34.0	4	14	28.6
10t)	Cleveland	301	77	200	24	83	237	35.0	14	31	45.2
12)	Baltimore	295	68	189	38	92	253	36.4	6	16	37.5
13)	New York Jets	280	105	154	21	90	231	39.0	1	8	12.5
14)	Miami	278	61	205	12	76	217	35.0	3	12	25.0
15)	Oakland	275	90	168	17	78	223	35.0	7	12	58.3
16)	Jacksonville	271	71	176	24	70	225	31.1	13	30	43.3
	Totals	5088	1479	3141	468	1356	3587	37.8	113	244	46.3

AFC / DEFENSE/OPPONENTS: FIRST DOWNS, THIRD DOWNS, FOURTH DOWNS

Rank	Team	FIRST DOWNS				THIRD DOWNS			FOURTH DOWNS		
		Total	Rush	Pass	Pen	Made	Att	Pct	Made	Att	Pct
1t)	Cincinnati	282	72	178	32	74	225	32.9	5	16	31.3
1t)	Houston	282	88	158	36	75	217	34.6	3	8	37.5
3)	Baltimore	284	79	176	29	78	233	33.5	8	14	57.1
4)	New York Jets	293	68	198	27	85	231	36.8	7	18	38.9
5t)	Kansas City	303	88	189	26	78	229	34.1	9	18	50.0
5t)	Pittsburgh	303	106	174	23	91	230	39.6	9	20	45.0
7)	Buffalo	308	98	170	40	91	245	37.1	4	10	40.0
8)	Indianapolis	319	101	191	27	79	210	37.6	10	19	52.6
9t)	Miami	327	114	192	21	91	238	38.2	8	15	53.3
9t)	San Diego	327	98	208	21	70	180	38.9	6	13	46.2
11)	Cleveland	328	103	197	28	109	244	44.7	4	9	44.4
12)	Tennessee	329	108	191	30	69	201	34.3	7	11	63.6
13)	Oakland	330	100	202	28	91	211	43.1	2	6	33.3
14)	New England	338	110	208	20	98	232	42.2	4	21	19.0
15)	Denver	339	90	208	41	83	218	38.1	4	15	26.7
16)	Jacksonville	353	121	200	32	96	226	42.5	9	12	75.0
	Totals	5045	1544	3040	461	1358	3570	38.0	99	225	44.0

NFC / OFFENSE/TEAMS: FIRST DOWNS, THIRD DOWNS, FOURTH DOWNS

Rank	Team	FIRST DOWNS				THIRD DOWNS			FOURTH DOWNS		
		Total	Rush	Pass	Pen	Made	Att	Pct	Made	Att	Pct
1)	New Orleans	359	87	244	28	97	221	43.9	9	19	47.4
2)	Philadelphia	355	133	197	25	83	213	39.0	7	14	50.0
3)	Green Bay	351	119	201	31	89	216	41.2	9	13	69.2
4)	Detroit	350	106	221	23	95	221	43.0	5	14	35.7
5)	Chicago	344	102	215	27	83	197	42.1	8	13	61.5
6)	Atlanta	330	64	227	39	89	207	43.0	6	14	42.9
7t)	Arizona	329	84	205	40	74	210	35.2	5	9	55.6
7t)	Washington	329	112	198	19	95	235	40.4	6	20	30.0
9)	Dallas	325	80	213	32	63	180	35.0	4	6	66.7
10)	Carolina	319	122	169	28	91	208	43.8	10	13	76.9
11)	Minnesota	309	106	173	30	78	214	36.4	10	19	52.6
12)	Seattle	307	116	160	31	76	204	37.3	6	11	54.5
13)	San Francisco	286	115	148	23	77	211	36.5	7	11	63.6
14)	St. Louis	282	82	165	35	73	212	34.4	6	18	33.3
15)	New York Giants	280	77	176	27	69	211	32.7	6	12	50.0
16)	Tampa Bay	269	75	157	37	69	221	31.2	8	22	36.4
	Totals	5124	1580	3069	475	1301	3381	38.5	112	228	49.1

NFC / DEFENSE/OPPONENTS: FIRST DOWNS, THIRD DOWNS, FOURTH DOWNS

Rank	Team	FIRST DOWNS				THIRD DOWNS			FOURTH DOWNS		
		Total	Rush	Pass	Pen	Made	Att	Pct	Made	Att	Pct
1)	New Orleans	274	82	168	24	69	199	34.7	4	12	33.3
2)	Carolina	278	70	178	30	76	212	35.8	3	11	27.3
3)	Seattle	282	83	156	43	76	216	35.2	4	11	36.4
4)	San Francisco	284	77	181	26	76	223	34.1	10	23	43.5
5)	Detroit	290	62	197	31	64	211	30.3	9	12	75.0
6)	Arizona	309	68	208	33	78	221	35.3	6	16	37.5
7)	Tampa Bay	324	95	190	39	80	204	39.2	8	14	57.1
8)	Atlanta	326	102	196	28	96	209	45.9	7	11	63.6
9)	New York Giants	327	101	198	28	93	232	40.1	4	15	26.7
10)	Washington	329	102	204	23	66	194	34.0	12	17	70.6
11)	Green Bay	330	116	190	24	78	204	38.2	10	17	58.8
12)	St. Louis	337	87	203	47	78	201	38.8	9	16	56.3
13)	Chicago	353	147	184	22	83	200	41.5	12	16	75.0
14t)	Minnesota	368	101	247	20	102	231	44.2	11	18	61.1
14t)	Philadelphia	368	100	239	29	93	231	40.3	8	20	40.0
16)	Dallas	388	122	231	35	91	210	43.3	9	18	50.0
	Totals	5167	1515	3170	482	1299	3398	38.2	126	247	51.0



NFL TEAM STATISTICS

NFL / OFFENSE/TEAMS: FIRST DOWNS, THIRD DOWNS, FOURTH DOWNS

Rank	Team	FIRST DOWNS				THIRD DOWNS			FOURTH DOWNS		
		Total	Rush	Pass	Pen	Made	Att	Pct	Made	Att	Pct
1)	Denver	435	107	293	35	95	205	46.3	8	9	88.9
2)	New England	378	110	225	43	83	221	37.6	7	15	46.7
3)	San Diego	373	104	230	39	101	206	49.0	5	6	83.3
4)	New Orleans	359	87	244	28	97	221	43.9	9	19	47.4
5)	Philadelphia	355	133	197	25	83	213	39.0	7	14	50.0
6)	Green Bay	351	119	201	31	89	216	41.2	9	13	69.2
7)	Detroit	350	106	221	23	95	221	43.0	5	14	35.7
8)	Chicago	344	102	215	27	83	197	42.1	8	13	61.5
9t)	Cincinnati	330	101	205	24	92	225	40.9	12	21	57.1
9t)	Atlanta	330	64	227	39	89	207	43.0	6	14	42.9
11t)	Arizona	329	84	205	40	74	210	35.2	5	9	55.6
11t)	Washington	329	112	198	19	95	235	40.4	6	20	30.0
13)	Dallas	325	80	213	32	63	180	35.0	4	6	66.7
14)	Kansas City	323	110	179	34	74	213	34.7	4	11	36.4
15)	Carolina	319	122	169	28	91	208	43.8	10	13	76.9
16)	Indianapolis	318	88	191	39	80	213	37.6	3	10	30.0
17)	Pittsburgh	312	81	207	24	82	216	38.0	9	15	60.0
18)	Tennessee	311	103	172	36	94	227	41.4	11	17	64.7
19)	Minnesota	309	106	173	30	78	214	36.4	10	19	52.6
20t)	Houston	307	90	198	19	83	231	35.9	6	17	35.3
20t)	Seattle	307	116	160	31	76	204	37.3	6	11	54.5
22t)	Buffalo	301	113	149	39	83	244	34.0	4	14	28.6
22t)	Cleveland	301	77	200	24	83	237	35.0	14	31	45.2
24)	Baltimore	295	68	189	38	92	253	36.4	6	16	37.5
25)	San Francisco	286	115	148	23	77	211	36.5	7	11	63.6
26)	St. Louis	282	82	165	35	73	212	34.4	6	18	33.3
27t)	New York Jets	280	105	154	21	90	231	39.0	1	8	12.5
27t)	New York Giants	280	77	176	27	69	211	32.7	6	12	50.0
29)	Miami	278	61	205	12	76	217	35.0	3	12	25.0
30)	Oakland	275	90	168	17	78	223	35.0	7	12	58.3
31)	Jacksonville	271	71	176	24	70	225	31.1	13	30	43.3
32)	Tampa Bay	269	75	157	37	69	221	31.2	8	22	36.4
	Totals	10212	3059	6210	943	2657	6968	38.1	225	472	47.7

NFL / DEFENSE/OPPONENTS: FIRST DOWNS, THIRD DOWNS, FOURTH DOWNS

Rank	Team	FIRST DOWNS				THIRD DOWNS			FOURTH DOWNS		
		Total	Rush	Pass	Pen	Made	Att	Pct	Made	Att	Pct
1)	New Orleans	274	82	168	24	69	199	34.7	4	12	33.3
2)	Carolina	278	70	178	30	76	212	35.8	3	11	27.3
3t)	Cincinnati	282	72	178	32	74	225	32.9	5	16	31.3
3t)	Houston	282	88	158	36	75	217	34.6	3	8	37.5
3t)	Seattle	282	83	156	43	76	216	35.2	4	11	36.4
6t)	Baltimore	284	79	176	29	78	233	33.5	8	14	57.1
6t)	San Francisco	284	77	181	26	76	223	34.1	10	23	43.5
8)	Detroit	290	62	197	31	64	211	30.3	9	12	75.0
9)	New York Jets	293	68	198	27	85	231	36.8	7	18	38.9
10t)	Kansas City	303	88	189	26	78	229	34.1	9	18	50.0
10t)	Pittsburgh	303	106	174	23	91	230	39.6	9	20	45.0
12)	Buffalo	308	98	170	40	91	245	37.1	4	10	40.0
13)	Arizona	309	68	208	33	78	221	35.3	6	16	37.5
14)	Indianapolis	319	101	191	27	79	210	37.6	10	19	52.6
15)	Tampa Bay	324	95	190	39	80	204	39.2	8	14	57.1
16)	Atlanta	326	102	196	28	96	209	45.9	7	11	63.6
17t)	Miami	327	114	192	21	91	238	38.2	8	15	53.3
17t)	San Diego	327	98	208	21	70	180	38.9	6	13	46.2
17t)	New York Giants	327	101	198	28	93	232	40.1	4	15	26.7
20)	Cleveland	328	103	197	28	109	244	44.7	4	9	44.4
21t)	Tennessee	329	108	191	30	69	201	34.3	7	11	63.6
21t)	Washington	329	102	204	23	66	194	34.0	12	17	70.6
23t)	Oakland	330	100	202	28	91	211	43.1	2	6	33.3
23t)	Green Bay	330	116	190	24	78	204	38.2	10	17	58.8
25)	St. Louis	337	87	203	47	78	201	38.8	9	16	56.3
26)	New England	338	110	208	20	98	232	42.2	4	21	19.0
27)	Denver	339	90	208	41	83	218	38.1	4	15	26.7
28t)	Jacksonville	353	121	200	32	96	226	42.5	9	12	75.0
28t)	Chicago	353	147	184	22	83	200	41.5	12	16	75.0
30t)	Minnesota	368	101	247	20	102	231	44.2	11	18	61.1
30t)	Philadelphia	368	100	239	29	93	231	40.3	8	20	40.0
32)	Dallas	388	122	231	35	91	210	43.3	9	18	50.0
	Totals	10212	3059	6210	943	2657	6968	38.1	225	472	47.7



AFC/NFC TEAM STATISTICS



AFC / TEAM/OFFENSE INSIDE THE 20

Rank	Team	Poss	Pts	TD	TD%	FG	Score	Score%
1)	Denver	67	393	51	76.1	12	63	94.0
2)	Cincinnati	46	251	34	73.9	5	39	84.8
3)	Oakland	42	205	25	59.5	10	35	83.3
4)	Kansas City	57	270	33	57.9	13	46	80.7
5)	Tennessee	49	247	28	57.1	17	45	91.8
6)	Miami	46	226	26	56.5	15	41	89.1
7)	Indianapolis	50	250	28	56.0	17	45	90.0
8)	New England	65	316	36	55.4	21	57	87.7
9)	Cleveland	36	164	19	52.8	10	29	80.6
10)	Pittsburgh	53	259	28	52.8	21	49	92.5
11)	San Diego	59	282	30	50.8	24	54	91.5
12t)	Houston	40	179	20	50.0	13	33	82.5
12t)	New York Jets	42	195	21	50.0	16	37	88.1
14)	Buffalo	44	211	21	47.7	21	42	95.5
15)	Baltimore	52	234	24	46.2	21	45	86.5
16)	Jacksonville	41	163	18	43.9	13	31	75.6

AFC / OPPONENTS/DEFENSE INSIDE THE 20

Rank	Team	Poss	Pts	TD	TD%	FG	Score	Score%
1)	New York Jets	49	211	22	44.9	19	41	83.7
2)	Miami	56	251	26	46.4	23	49	87.5
3)	Buffalo	51	226	24	47.1	19	43	84.3
4)	Baltimore	41	191	20	48.8	18	38	92.7
5)	Cincinnati	36	163	18	50.0	12	30	83.3
6)	Kansas City	37	172	19	51.4	13	32	86.5
7)	New England	50	238	28	56.0	14	42	84.0
8)	Pittsburgh	55	274	31	56.4	19	50	90.9
9)	Indianapolis	41	198	24	58.5	10	34	82.9
10)	Oakland	62	310	37	59.7	17	54	87.1
11)	Jacksonville	65	330	39	60.0	19	58	89.2
12)	Denver	60	307	37	61.7	16	53	88.3
13)	San Diego	45	231	28	62.2	12	40	88.9
14t)	Cleveland	50	267	32	64.0	14	46	92.0
14t)	Tennessee	50	268	32	64.0	15	47	94.0
16)	Houston	48	263	32	66.7	13	45	93.8

NFC / TEAM/OFFENSE INSIDE THE 20

Rank	Team	Poss	Pts	TD	TD%	FG	Score	Score%
1)	Dallas	51	281	35	68.6	12	47	92.2
2)	Detroit	56	284	35	62.5	13	48	85.7
3)	Chicago	60	303	35	58.3	18	53	88.3
4)	Carolina	50	242	29	58.0	13	42	84.0
5)	San Francisco	55	274	31	56.4	19	50	90.9
6t)	New Orleans	57	271	32	56.1	16	48	84.2
6t)	Seattle	57	284	32	56.1	20	52	91.2
8)	Philadelphia	57	259	30	52.6	17	47	82.5
9)	Minnesota	48	221	25	52.1	16	41	85.4
10t)	Arizona	50	227	26	52.0	16	42	84.0
10t)	Washington	50	223	26	52.0	15	41	82.0
12)	Atlanta	52	243	27	51.9	18	45	86.5
13)	Tampa Bay	37	175	19	51.4	14	33	89.2
14)	St. Louis	49	228	25	51.0	17	42	85.7
15)	Green Bay	65	297	33	50.8	23	56	86.2
16)	New York Giants	36	162	17	47.2	14	31	86.1

NFC / OPPONENTS/DEFENSE INSIDE THE 20

Rank	Team	Poss	Pts	TD	TD%	FG	Score	Score%
1)	Seattle	36	132	13	36.1	14	27	75.0
2)	Detroit	42	161	16	38.1	17	33	78.6
3)	Carolina	41	171	17	41.5	17	34	82.9
4)	Tampa Bay	56	255	28	50.0	20	48	85.7
5)	St. Louis	60	262	31	51.7	15	46	76.7
6)	Philadelphia	49	219	26	53.1	12	38	77.6
7)	San Francisco	41	190	22	53.7	12	34	82.9
8)	Arizona	48	226	26	54.2	14	40	83.3
9)	New York Giants	46	221	25	54.3	15	40	87.0
10)	New Orleans	46	231	26	56.5	16	42	91.3
11)	Chicago	59	302	34	57.6	21	55	93.2
12)	Atlanta	57	293	34	59.6	19	53	93.0
13)	Green Bay	57	287	35	61.4	15	50	87.7
14)	Minnesota	63	333	39	61.9	20	59	93.7
15)	Washington	60	305	38	63.3	13	51	85.0
16)	Dallas	62	331	40	64.5	17	57	91.9



NFL TEAM STATISTICS

NFL / TEAM/OFFENSE INSIDE THE 20

Rank	Team	Poss	Pts	TD	TD%	FG	Score	Score%
1)	Denver	67	393	51	76.1	12	63	94.0
2)	Cincinnati	46	251	34	73.9	5	39	84.8
3)	Dallas	51	281	35	68.6	12	47	92.2
4)	Detroit	56	284	35	62.5	13	48	85.7
5)	Oakland	42	205	25	59.5	10	35	83.3
6)	Chicago	60	303	35	58.3	18	53	88.3
7)	Carolina	50	242	29	58.0	13	42	84.0
8)	Kansas City	57	270	33	57.9	13	46	80.7
9)	Tennessee	49	247	28	57.1	17	45	91.8
10)	Miami	46	226	26	56.5	15	41	89.1
11)	San Francisco	55	274	31	56.4	19	50	90.9
12t)	New Orleans	57	271	32	56.1	16	48	84.2
12t)	Seattle	57	284	32	56.1	20	52	91.2
14)	Indianapolis	50	250	28	56.0	17	45	90.0
15)	New England	65	316	36	55.4	21	57	87.7
16)	Cleveland	36	164	19	52.8	10	29	80.6
17)	Pittsburgh	53	259	28	52.8	21	49	92.5
18)	Philadelphia	57	259	30	52.6	17	47	82.5
19)	Minnesota	48	221	25	52.1	16	41	85.4
20t)	Arizona	50	227	26	52.0	16	42	84.0
20t)	Washington	50	223	26	52.0	15	41	82.0
22)	Atlanta	52	243	27	51.9	18	45	86.5
23)	Tampa Bay	37	175	19	51.4	14	33	89.2
24)	St. Louis	49	228	25	51.0	17	42	85.7
25)	Green Bay	65	297	33	50.8	23	56	86.2
26)	San Diego	59	282	30	50.8	24	54	91.5
27t)	Houston	40	179	20	50.0	13	33	82.5
27t)	New York Jets	42	195	21	50.0	16	37	88.1
29)	Buffalo	44	211	21	47.7	21	42	95.5
30)	New York Giants	36	162	17	47.2	14	31	86.1
31)	Baltimore	52	234	24	46.2	21	45	86.5
32)	Jacksonville	41	163	18	43.9	13	31	75.6

NFL / OPPONENTS/DEFENSE INSIDE THE 20

Rank	Team	Poss	Pts	TD	TD%	FG	Score	Score%
1)	Seattle	36	132	13	36.1	14	27	75.0
2)	Detroit	42	161	16	38.1	17	33	78.6
3)	Carolina	41	171	17	41.5	17	34	82.9
4)	New York Jets	49	211	22	44.9	19	41	83.7
5)	Miami	56	251	26	46.4	23	49	87.5
6)	Buffalo	51	226	24	47.1	19	43	84.3
7)	Baltimore	41	191	20	48.8	18	38	92.7
8t)	Cincinnati	36	163	18	50.0	12	30	83.3
8t)	Tampa Bay	56	255	28	50.0	20	48	85.7
10)	Kansas City	37	172	19	51.4	13	32	86.5
11)	St. Louis	60	262	31	51.7	15	46	76.7
12)	Philadelphia	49	219	26	53.1	12	38	77.6
13)	San Francisco	41	190	22	53.7	12	34	82.9
14)	Arizona	48	226	26	54.2	14	40	83.3
15)	New York Giants	46	221	25	54.3	15	40	87.0
16)	New England	50	238	28	56.0	14	42	84.0
17)	Pittsburgh	55	274	31	56.4	19	50	90.9
18)	New Orleans	46	231	26	56.5	16	42	91.3
19)	Chicago	59	302	34	57.6	21	55	93.2
20)	Indianapolis	41	198	24	58.5	10	34	82.9
21)	Atlanta	57	293	34	59.6	19	53	93.0
22)	Oakland	62	310	37	59.7	17	54	87.1
23)	Jacksonville	65	330	39	60.0	19	58	89.2
24)	Green Bay	57	287	35	61.4	15	50	87.7
25)	Denver	60	307	37	61.7	16	53	88.3
26)	Minnesota	63	333	39	61.9	20	59	93.7
27)	San Diego	45	231	28	62.2	12	40	88.9
28)	Washington	60	305	38	63.3	13	51	85.0
29t)	Cleveland	50	267	32	64.0	14	46	92.0
29t)	Tennessee	50	268	32	64.0	15	47	94.0
31)	Dallas	62	331	40	64.5	17	57	91.9
32)	Houston	48	263	32	66.7	13	45	93.8



AFC/NFC TEAM STATISTICS



AFC / FIRST-DOWN PLAYS BY TEAMS

Rank	Team	Yds/Play	Plays	Yards
1)	Denver	6.20	556	3449
2)	New England	5.77	525	3028
3)	Cleveland	5.68	459	2606
4)	Oakland	5.63	434	2443
5)	San Diego	5.61	488	2740
6)	Pittsburgh	5.38	452	2432
7)	Indianapolis	5.37	449	2412
8)	Kansas City	5.31	466	2476
9)	Cincinnati	5.13	476	2441
10)	Tennessee	5.10	445	2269
11)	Houston	4.81	475	2285
12)	Jacksonville	4.79	433	2075
13)	Miami	4.73	433	2050
14)	New York Jets	4.73	441	2085
15)	Buffalo	4.67	477	2227
16)	Baltimore	4.59	463	2126
	TOTAL	5.24	7472	39144

AFC / FIRST-DOWN PLAYS BY OPPONENTS

Rank	Team	Yds/Play	Plays	Yards
1)	Cincinnati	4.31	442	1907
2)	Cleveland	4.51	474	2140
3)	Denver	4.78	487	2328
4)	Kansas City	4.83	464	2242
5)	New York Jets	4.89	445	2176
6)	Miami	4.99	481	2401
7)	Houston	5.12	424	2170
8)	Tennessee	5.17	470	2431
9)	Oakland	5.30	463	2456
10)	Baltimore	5.38	447	2403
11)	Indianapolis	5.39	455	2451
12)	Buffalo	5.43	472	2564
13)	New England	5.56	489	2719
14)	Jacksonville	5.63	487	2741
15)	Pittsburgh	5.85	445	2603
16)	San Diego	6.68	451	3014
	TOTAL	5.24	7396	38746

NFC / FIRST-DOWN PLAYS BY TEAMS

Rank	Team	Yds/Play	Plays	Yards
1)	Philadelphia	6.83	488	3332
2)	Chicago	6.02	471	2835
3)	New Orleans	6.01	485	2915
4)	Dallas	5.75	458	2632
5)	Seattle	5.69	439	2498
6)	Green Bay	5.48	482	2643
7)	San Francisco	5.44	424	2305
8)	Minnesota	5.43	451	2449
9)	Detroit	5.30	495	2623
10)	Washington	5.22	488	2545
11)	Arizona	5.19	470	2439
12)	St. Louis	5.17	421	2175
13)	New York Giants	5.12	439	2246
14)	Carolina	4.99	442	2207
15)	Atlanta	4.78	456	2178
16)	Tampa Bay	4.72	415	1958
	TOTAL	5.46	7324	39980

NFC / FIRST-DOWN PLAYS BY OPPONENTS

Rank	Team	Yds/Play	Plays	Yards
1)	Seattle	4.69	435	2042
2)	Tampa Bay	4.73	459	2171
3)	New Orleans	4.81	415	1996
4)	New York Giants	4.85	481	2335
5)	Arizona	4.97	460	2288
6)	Carolina	5.04	426	2149
7)	Minnesota	5.31	509	2703
8)	San Francisco	5.34	438	2338
9)	St. Louis	5.41	467	2528
10)	Philadelphia	5.49	516	2832
11)	Green Bay	5.66	456	2582
12)	Atlanta	5.86	442	2590
13)	Washington	6.03	463	2794
14)	Dallas	6.20	515	3191
15)	Chicago	6.33	477	3020
16)	Detroit	6.39	441	2819
	TOTAL	5.46	7400	40378



NFL TEAM STATISTICS

NFL / FIRST-DOWN PLAYS BY TEAMS

Rank	Team	Yds/Play	Plays	Yards
1)	Philadelphia	6.83	488	3332
2)	Denver	6.20	556	3449
3)	Chicago	6.02	471	2835
4)	New Orleans	6.01	485	2915
5)	New England	5.77	525	3028
6)	Dallas	5.75	458	2632
7)	Seattle	5.69	439	2498
8)	Cleveland	5.68	459	2606
9)	Oakland	5.63	434	2443
10)	San Diego	5.61	488	2740
11)	Green Bay	5.48	482	2643
12)	San Francisco	5.44	424	2305
13)	Minnesota	5.43	451	2449
14)	Pittsburgh	5.38	452	2432
15)	Indianapolis	5.37	449	2412
16)	Kansas City	5.31	466	2476
17)	Detroit	5.30	495	2623
18)	Washington	5.22	488	2545
19)	Arizona	5.19	470	2439
20)	St. Louis	5.17	421	2175
21)	Cincinnati	5.13	476	2441
22)	New York Giants	5.12	439	2246
23)	Tennessee	5.10	445	2269
24)	Carolina	4.99	442	2207
25)	Houston	4.81	475	2285
26)	Jacksonville	4.79	433	2075
27)	Atlanta	4.78	456	2178
28)	Miami	4.73	433	2050
29)	New York Jets	4.73	441	2085
30)	Tampa Bay	4.72	415	1958
31)	Buffalo	4.67	477	2227
32)	Baltimore	4.59	463	2126
	TOTAL	5.35	14796	79124

NFL / FIRST-DOWN PLAYS BY OPPONENTS

Rank	Team	Yds/Play	Plays	Yards
1)	Cincinnati	4.31	442	1907
2)	Cleveland	4.51	474	2140
3)	Seattle	4.69	435	2042
4)	Tampa Bay	4.73	459	2171
5)	Denver	4.78	487	2328
6)	New Orleans	4.81	415	1996
7)	Kansas City	4.83	464	2242
8)	New York Giants	4.85	481	2335
9)	New York Jets	4.89	445	2176
10)	Arizona	4.97	460	2288
11)	Miami	4.99	481	2401
12)	Carolina	5.04	426	2149
13)	Houston	5.12	424	2170
14)	Tennessee	5.17	470	2431
15)	Oakland	5.30	463	2456
16)	Minnesota	5.31	509	2703
17)	San Francisco	5.34	438	2338
18)	Baltimore	5.38	447	2403
19)	Indianapolis	5.39	455	2451
20)	St. Louis	5.41	467	2528
21)	Buffalo	5.43	472	2564
22)	Philadelphia	5.49	516	2832
23)	New England	5.56	489	2719
24)	Jacksonville	5.63	487	2741
25)	Green Bay	5.66	456	2582
26)	Pittsburgh	5.85	445	2603
27)	Atlanta	5.86	442	2590
28)	Washington	6.03	463	2794
29)	Dallas	6.20	515	3191
30)	Chicago	6.33	477	3020
31)	Detroit	6.39	441	2819
32)	San Diego	6.68	451	3014
	TOTAL	5.35	14796	79124



AFC/NFC TEAM STATISTICS



AFC / KICKOFFS (Receiving Team)

Rank	Team	TotKO	AdjKO	TB	TB%	EZ	EZ%	OB	I20	Avg.Start
1)	Kansas City	71	71	27	38.0	49	69.0	0	14	26.3
2)	Baltimore	80	79	33	41.8	61	76.3	2	9	24.4
3)	Cincinnati	74	72	32	44.4	54	73.0	0	11	23.2
4)	Pittsburgh	86	81	39	48.1	62	72.1	1	11	22.7
5)	Jacksonville	96	94	52	55.3	81	84.4	2	10	22.5
6)	Tennessee	84	81	38	46.9	66	78.6	1	15	22.2
7)	New York Jets	91	88	44	50.0	70	76.9	1	15	22.1
8)	Cleveland	87	84	44	52.4	69	79.3	1	14	22.1
9)	Denver	85	82	42	51.2	69	81.2	2	14	22.0
10)	Houston	93	91	40	44.0	82	88.2	2	22	21.9
11)	New England	77	74	35	47.3	61	79.2	0	15	21.9
12)	Indianapolis	77	75	32	42.7	63	81.8	0	15	21.5
13)	San Diego	77	76	42	55.3	64	83.1	2	13	21.0
14)	Buffalo	85	85	61	71.8	78	91.8	1	9	20.7
15)	Miami	83	83	40	48.2	66	79.5	1	20	20.6
16)	Oakland	95	91	38	41.8	81	85.3	1	22	20.5
Totals		1341	1307	639	48.91076	82.3		17	229	22.2

AFC / KICKOFFS (Kicking Team)

Rank	Team	TotKO	AdjKO	TB	TB%	EZ	EZ%	OB	I20	Avg.Start
1)	Jacksonville	63	61	36	59.0	57	90.5	1	15	19.6
2)	New England	99	97	65	67.0	84	84.8	1	14	20.6
3)	Miami	75	74	38	51.4	64	85.3	1	15	21.3
4)	Kansas City	92	91	47	51.6	77	83.7	2	14	21.6
5)	Cleveland	73	68	42	61.8	60	82.2	0	10	21.7
6)	Denver	115	113	81	71.7	107	93.0	1	12	21.9
7)	New York Jets	73	70	30	42.9	52	71.2	0	14	21.9
8)	Oakland	74	65	38	58.5	49	66.2	1	8	22.0
9)	Indianapolis	88	85	41	48.2	73	83.0	2	18	22.1
10)	Houston	68	67	29	43.3	55	80.9	0	12	22.5
11)	Baltimore	82	80	42	52.5	66	80.5	1	7	22.6
12)	Buffalo	83	81	34	42.0	63	75.9	0	19	22.7
13)	San Diego	92	91	18	19.8	75	81.5	1	17	22.8
14)	Tennessee	83	77	32	41.6	61	73.5	1	8	23.2
15)	Cincinnati	86	84	32	38.1	65	75.6	1	9	23.4
16)	Pittsburgh	86	82	24	29.3	45	52.3	3	16	24.3
Totals		1332	1286	629	48.91053	81.9		16	208	22.2

NFC / KICKOFFS (Receiving Team)

Rank	Team	TotKO	AdjKO	TB	TB%	EZ	EZ%	OB	I20	Avg.Start
1)	Minnesota	98	94	30	31.9	59	60.2	1	9	27.2
2)	Chicago	100	95	27	28.4	67	67.0	0	24	24.2
3)	Dallas	89	85	40	47.1	68	76.4	1	13	23.1
4)	Seattle	65	60	31	51.7	47	72.3	0	10	23.0
5)	Detroit	89	85	51	60.0	73	82.0	0	13	22.3
6)	San Francisco	65	60	30	50.0	50	76.9	1	9	21.9
7)	Green Bay	91	84	45	53.6	65	71.4	3	14	21.8
8)	Philadelphia	87	83	48	57.8	71	81.6	0	9	21.8
9)	New York Giants	85	81	40	49.4	65	76.5	1	16	21.6
10)	New Orleans	73	68	47	69.1	58	79.5	0	8	21.2
11)	Washington	97	97	45	46.4	68	70.1	1	19	21.1
12)	Tampa Bay	88	84	51	60.7	76	86.4	0	10	20.9
13)	Atlanta	95	92	65	70.7	85	89.5	0	10	20.7
14)	Carolina	67	64	36	56.3	57	85.1	0	12	20.7
15)	St. Louis	78	76	39	51.3	65	83.3	1	14	20.6
16)	Arizona	76	71	45	63.4	60	78.9	0	11	20.3
Totals		1343	1279	670	52.41034	80.8		9	201	22.1

NFC / KICKOFFS (Kicking Team)

Rank	Team	TotKO	AdjKO	TB	TB%	EZ	EZ%	OB	I20	Avg.Start
1)	Tampa Bay	69	64	41	64.1	57	82.6	1	16	19.4
2)	St. Louis	81	77	52	67.5	74	91.4	2	14	20.1
3)	Carolina	82	81	63	77.8	76	92.7	0	8	20.2
4)	Seattle	94	92	48	52.2	83	88.3	1	20	20.8
5)	San Francisco	92	90	38	42.2	65	70.7	0	22	21.0
6)	Atlanta	79	72	50	69.4	64	81.0	0	6	21.0
7)	New Orleans	87	84	52	61.9	73	83.9	0	11	21.2
8)	Dallas	93	91	52	57.1	72	77.4	0	12	21.4
9)	New York Giants	71	68	35	51.5	53	74.6	0	16	21.5
10)	Arizona	87	85	33	38.8	71	81.6	0	13	22.2
11)	Detroit	84	83	45	54.2	71	84.5	3	13	22.7
12)	Chicago	90	84	38	45.2	59	65.6	1	16	23.3
13)	Washington	72	68	22	32.4	40	55.6	0	15	24.0
14)	Philadelphia	90	87	37	42.5	63	70.0	0	15	24.3
15)	Minnesota	88	85	44	51.8	73	83.0	1	10	24.4
16)	Green Bay	93	89	30	33.7	63	67.7	1	15	25.6
Totals		1352	1300	680	52.31057	81.3		10	222	22.1

Note: Average team drive start DOES NOT include onside kicks or kickoffs at the end of a half unless either kickoff is returned for a touchdown. All other kickoffs (returned kickoffs, fair catches, touchback and kickoffs out of bounds) are included. Kickoffs resulting in the kicking team retaining possession are not included.

ADJ KO: Adjusted kickoffs are used to compute the Avg. Team Drive Start.
I20: The number of drives that start inside (not including) the 20 yd line.



NFL TEAM STATISTICS

NFL / KICKOFFS (Receiving Team)

Rank	Team	TotKO	AdjKO	TB	TB%	EZ	EZ%	OB	I20	Avg. Start
1)	Minnesota	98	94	30	31.9	59	60.2	1	9	27.2
2)	Kansas City	71	71	27	38.0	49	69.0	0	14	26.3
3)	Baltimore	80	79	33	41.8	61	76.3	2	9	24.4
4)	Chicago	100	95	27	28.4	67	67.0	0	24	24.2
5)	Cincinnati	74	72	32	44.4	54	73.0	0	11	23.2
6)	Dallas	89	85	40	47.1	68	76.4	1	13	23.1
7)	Seattle	65	60	31	51.7	47	72.3	0	10	23.0
8)	Pittsburgh	86	81	39	48.1	62	72.1	1	11	22.7
9)	Jacksonville	96	94	52	55.3	81	84.4	2	10	22.5
10)	Detroit	89	85	51	60.0	73	82.0	0	13	22.3
11)	Tennessee	84	81	38	46.9	66	78.6	1	15	22.2
12)	New York Jets	91	88	44	50.0	70	76.9	1	15	22.1
13)	Cleveland	87	84	44	52.4	69	79.3	1	14	22.1
14)	Denver	85	82	42	51.2	69	81.2	2	14	22.0
15)	San Francisco	65	60	30	50.0	50	76.9	1	9	21.9
16)	Houston	93	91	40	44.0	82	88.2	2	22	21.9
17)	New England	77	74	35	47.3	61	79.2	0	15	21.9
18)	Green Bay	91	84	45	53.6	65	71.4	3	14	21.8
19)	Philadelphia	87	83	48	57.8	71	81.6	0	9	21.8
20)	New York Giants	85	81	40	49.4	65	76.5	1	16	21.6
21)	Indianapolis	77	75	32	42.7	63	81.8	0	15	21.5
22)	New Orleans	73	68	47	69.1	58	79.5	0	8	21.2
23)	Washington	97	97	45	46.4	68	70.1	1	19	21.1
24)	San Diego	77	76	42	55.3	64	83.1	2	13	21.0
25)	Tampa Bay	88	84	51	60.7	76	86.4	0	10	20.9
26)	Atlanta	95	92	65	70.7	85	89.5	0	10	20.7
27)	Buffalo	85	85	61	71.8	78	91.8	1	9	20.7
28)	Carolina	67	64	36	56.3	57	85.1	0	12	20.7
29)	St. Louis	78	76	39	51.3	65	83.3	1	14	20.6
30)	Miami	83	83	40	48.2	66	79.5	1	20	20.6
31)	Oakland	95	91	38	41.8	81	85.3	1	22	20.5
32)	Arizona	76	71	45	63.4	60	78.9	0	11	20.3
	Totals	2684	2586	1309	50.62	110	81.6	26	430	22.1

NFL / KICKOFFS (Kicking Team)

Rank	Team	TotKO	AdjKO	TB	TB%	EZ	EZ%	OB	I20	Avg. Start
1)	Tampa Bay	69	64	41	64.1	57	82.6	1	16	19.4
2)	Jacksonville	63	61	36	59.0	57	90.5	1	15	19.6
3)	St. Louis	81	77	52	67.5	74	91.4	2	14	20.1
4)	Carolina	82	81	63	77.8	76	92.7	0	8	20.2
5)	New England	99	97	65	67.0	84	84.8	1	14	20.6
6)	Seattle	94	92	48	52.2	83	88.3	1	20	20.8
7)	San Francisco	92	90	38	42.2	65	70.7	0	22	21.0
8)	Atlanta	79	72	50	69.4	64	81.0	0	6	21.0
9)	New Orleans	87	84	52	61.9	73	83.9	0	11	21.2
10)	Miami	75	74	38	51.4	64	85.3	1	15	21.3
11)	Dallas	93	91	52	57.1	72	77.4	0	12	21.4
12)	New York Giants	71	68	35	51.5	53	74.6	0	16	21.5
13)	Kansas City	92	91	47	51.6	77	83.7	2	14	21.6
14)	Cleveland	73	68	42	61.8	60	82.2	0	10	21.7
15)	Denver	115	113	81	71.7	107	93.0	1	12	21.9
16)	New York Jets	73	70	30	42.9	52	71.2	0	14	21.9
17)	Oakland	74	65	38	58.5	49	66.2	1	8	22.0
18)	Indianapolis	88	85	41	48.2	73	83.0	2	18	22.1
19)	Arizona	87	85	33	38.8	71	81.6	0	13	22.2
20)	Houston	68	67	29	43.3	55	80.9	0	12	22.5
21)	Baltimore	82	80	42	52.5	66	80.5	1	7	22.6
22)	Detroit	84	83	45	54.2	71	84.5	3	13	22.7
23)	Buffalo	83	81	34	42.0	63	75.9	0	19	22.7
24)	San Diego	92	91	18	19.8	75	81.5	1	17	22.8
25)	Tennessee	83	77	32	41.6	61	73.5	1	8	23.2
26)	Chicago	90	84	38	45.2	59	65.6	1	16	23.3
27)	Cincinnati	86	84	32	38.1	65	75.6	1	9	23.4
28)	Washington	72	68	22	32.4	40	55.6	0	15	24.0
29)	Pittsburgh	86	82	24	29.3	45	52.3	3	16	24.3
30)	Philadelphia	90	87	37	42.5	63	70.0	0	15	24.3
31)	Minnesota	88	85	44	51.8	73	83.0	1	10	24.4
32)	Green Bay	93	89	30	33.7	63	67.7	1	15	25.6
	Totals	2684	2586	1309	50.62	110	81.6	26	430	22.1

Note: Average team drive start DOES NOT include outside kicks or kickoffs at the end of a half unless either kickoff is returned for a touchdown. All other kickoffs (returned kickoffs, fair catches, touchback and kickoffs out of bounds) are included. Kickoffs resulting in the kicking team retaining possession are not included.

ADJ KO: Adjusted kickoffs are used to compute the Avg. Team Drive Start.

I20: The number of drives that start inside (not including) the 20 yd line.



NFL TEAM STATISTICS

OFFENSE									
	K.C.	Ind.	N.O.	Phil.	S.D.	Cin.	S.F.	G.B.	
GAMES (Won-Lost)	11-5	11-5	11-5	10-6	9-7	11-5	12-4	8-7-1	
FIRST DOWNS	323	318	359	355	373	330	286	351	
Rushing	110	88	87	133	104	101	115	119	
Passing	179	191	244	197	230	205	148	201	
Penalty	34	39	28	25	39	24	23	31	
YDS GAINED (tot)	5396	5468	6391	6676	6293	5894	5180	6404	
Avg per Game	337.3	341.8	399.4	417.3	393.3	368.4	323.8	400.3	
RUSHING (net)	2056	1743	1473	2566	1965	1755	2201	2136	
Avg per Game	128.5	108.9	92.1	160.4	122.8	109.7	137.6	133.5	
Rushes	442	409	391	500	486	481	505	459	
Yards per Rush	4.7	4.3	3.8	5.1	4.0	3.6	4.4	4.7	
PASSING (net)	3340	3725	4918	4110	4328	4139	2979	4268	
Avg per Game	208.8	232.8	307.4	256.9	270.5	258.7	186.2	266.8	
Passes Att.	546	582	651	508	544	587	417	570	
Completed	333	350	446	310	378	364	244	366	
Pct Completed	61.0	60.1	68.5	61.0	69.5	62.0	58.5	64.2	
Yards Gained	3561	3952	5162	4406	4478	4321	3210	4538	
Sacked	41	32	37	46	30	29	39	45	
Yards Lost	221	227	244	296	150	182	231	270	
Had intercepted	8	10	12	9	11	20	8	16	
Yards Opp Ret	21	91	117	128	146	369	117	279	
Opp TDs on Int	0	1	1	1	2	2	0	3	
PUNTS	89	77	61	83	56	75	79	64	
Avg Yards	45.3	45.4	46.9	44.3	43.2	44.4	48.2	44.6	
PUNT RETURNS	59	33	32	26	22	47	35	30	
Avg Return	11.8	9.9	6.1	6.6	7.5	9.0	8.9	11.3	
Returned for TD	2	0	0	0	0	0	0	1	
KICKOFF RETURNS	44	43	22	37	32	39	32	39	
Avg Return	29.9	23.5	23.0	21.4	22.1	25.1	22.7	20.3	
Returned for TD	2	0	0	0	0	0	0	0	
PENALTIES	101	66	95	95	95	102	103	86	
Yards Penalized	774	576	817	846	765	1000	845	801	
FUMBLES BY	21	14	12	19	14	20	20	19	
Fumbles Lost	10	4	7	10	10	10	10	9	
Opp Fumbles	22	26	15	29	15	16	21	18	
Opp Fum Lost	15	12	7	12	6	11	12	11	
POSS. TIME (avg)	30:43	29:41	32:41	26:24	32:59	31:58	30:35	30:24	
TOUCHDOWNS	52	40	49	53	42	54	44	46	
Rushing	17	15	10	19	9	14	18	17	
Passing	24	23	39	32	32	33	21	25	
Returns	11	2	0	2	1	7	5	4	
EXTRA-PT KICKS	52/52	34/34	48/48	45/45	42/42	52/53	44/44	42/42	
2-PT CONVERSIONS	0/0	4/6	0/1	3/8	0/0	0/1	0/0	0/4	
FIELD GOALS/FGA	22/28	35/40	24/32	23/28	34/37	18/22	32/36	33/37	
POINTS SCORED	430	391	414	442	396	430	406	417	
DEFENSE									
	K.C.	Ind.	N.O.	Phil.	S.D.	Cin.	S.F.	G.B.	
POINTS ALLOWED	305	336	304	382	348	305	272	428	
OPP FIRST DOWNS	303	319	274	368	327	282	284	330	
Rushing	88	101	82	100	98	72	77	116	
Passing	189	191	168	239	208	178	181	190	
Penalty	26	27	24	29	21	32	26	24	
OPP YARDS GAINED	5885	5713	4891	6307	5864	4888	5071	5956	
Avg per Game	367.8	357.1	305.7	394.2	366.5	305.5	316.9	372.3	
OPP RUSHING (net)	1923	2002	1786	1671	1725	1544	1535	2000	
Avg per Game	120.2	125.1	111.6	104.4	107.8	96.5	95.9	125.0	
Rushes	428	448	387	443	376	385	397	432	
Yards per Rush	4.5	4.5	4.6	3.8	4.6	4.0	3.9	4.6	
OPP PASSING (net)	3962	3711	3105	4636	4139	3344	3536	3956	
Avg per Game	247.6	231.9	194.1	289.8	258.7	209.0	221.0	247.3	
Passes Att.	592	536	507	670	548	614	585	539	
Completed	334	324	304	408	364	362	345	332	
Pct Completed	56.4	60.4	60.0	60.9	66.4	59.0	59.0	61.6	
Sacked	47	42	49	37	35	43	38	44	
Yards Lost	309	248	336	271	248	279	283	238	
INTERCEPTED BY	21	15	12	19	11	20	18	11	
Yards Returned	488	186	169	294	143	200	278	36	
Returned for TD	5	1	0	1	1	4	2	0	
OPP PUNT RETURNS	38	29	24	28	19	27	38	20	
Avg return	6.5	13.7	7.5	8.0	8.3	9.4	8.7	13.1	
OPP KICKOFF RET	43	43	33	52	73	52	54	61	
Avg return	24.4	25.2	25.2	23.6	24.6	23.4	20.4	26.0	
OPP TOUCHDOWNS	34	38	33	43	40	32	30	51	
Rushing	9	14	11	12	14	6	11	16	
Passing	25	21	20	25	23	22	19	30	
Returns	0	3	2	6	3	4	0	5	



NFL TEAM STATISTICS

	Denv.	N.E.	Sea.	Car.	Balt.	Buff.	Clev.	Hou.
OFFENSE								
GAMES (Won-Lost)	13-3	12-4	13-3	12-4	8-8	6-10	4-12	2-14
FIRST DOWNS	435	378	307	319	295	301	301	307
Rushing	107	110	116	122	68	113	77	90
Passing	293	225	160	169	189	149	200	198
Penalty	35	43	31	28	38	39	24	19
YDS GAINED (tot)	7317	6152	5424	5069	4918	5410	5423	5556
Avg per Game	457.3	384.5	339.0	316.8	307.4	338.1	338.9	347.3
RUSHING (net)	1873	2065	2188	2026	1328	2307	1383	1743
Avg per Game	117.1	129.1	136.8	126.6	83.0	144.2	86.4	108.9
Rushes	461	470	509	483	423	546	348	414
Yards per Rush	4.1	4.4	4.3	4.2	3.1	4.2	4.0	4.2
PASSING (net)	5444	4087	3236	3043	3590	3103	4040	3813
Avg per Game	340.3	255.4	202.3	190.2	224.4	193.9	252.5	238.3
Passes Att.	675	628	420	473	619	522	681	633
Completed	461	380	267	292	363	299	379	371
Pct Completed	68.3	60.5	63.6	61.7	58.6	57.3	55.7	58.6
Yards Gained	5572	4343	3508	3379	3914	3373	4372	4183
Sacked	20	40	44	43	48	48	49	42
Yards Lost	128	256	272	336	324	270	332	370
Had intercepted	10	11	9	13	23	15	20	22
Yards Opp Ret	131	56	21	204	219	298	206	357
Opp TDs on Int	2	1	0	0	4	2	2	5
PUNTS	66	77	76	70	91	96	86	88
Avg Yards	43.8	45.8	41.6	47.8	45.5	43.0	43.2	47.6
PUNT RETURNS	44	36	52	30	43	39	38	42
Avg Return	7.8	10.8	11.1	10.5	14.2	6.2	11.0	8.6
Returned for TD	1	0	0	0	1	0	1	1
KICKOFF RETURNS	39	39	33	28	44	23	40	51
Avg Return	25.0	24.0	21.2	21.9	26.4	20.4	23.3	24.6
Returned for TD	1	0	0	0	1	0	0	0
PENALTIES	117	69	128	80	112	110	104	112
Yards Penalized	1000	625	1183	671	942	952	920	1138
FUMBLES BY	27	24	26	12	15	32	17	21
Fumbles Lost	16	9	10	6	6	12	9	9
Opp Fumbles	25	21	26	17	21	21	13	15
Opp Fum Lost	9	12	11	10	8	7	7	4
POSS. TIME (avg)	30:06	29:38	29:57	31:54	29:51	28:23	28:41	31:00
TOUCHDOWNS	76	47	45	42	29	34	35	28
Rushing	16	19	14	14	7	15	4	7
Passing	55	25	27	24	19	16	26	19
Returns	5	3	4	4	3	3	5	2
EXTRA-PT KICKS	75/75	44/44	44/44	42/42	26/26	32/32	33/33	26/26
2-PT CONVERSIONS	0/1	2/3	0/1	0/0	3/3	2/2	1/2	1/1
FIELD GOALS/FGA	25/26	38/41	33/35	24/27	38/41	33/36	21/26	26/35
POINTS SCORED	606	444	417	366	320	339	308	276
DEFENSE								
POINTS ALLOWED	399	338	231	241	352	388	406	428
OPP FIRST DOWNS	339	338	282	278	284	308	328	282
Rushing	90	110	83	70	79	98	103	88
Passing	208	208	156	178	176	170	197	158
Penalty	41	20	43	30	29	40	28	36
OPP YARDS GAINED	5696	5969	4378	4820	5368	5334	5319	5081
Avg per Game	356.0	373.1	273.6	301.3	335.5	333.4	332.4	317.6
OPP RUSHING (net)	1626	2145	1626	1391	1687	2063	1781	1958
Avg per Game	101.6	134.1	101.6	86.9	105.4	128.9	111.3	122.4
Rushes	420	481	422	352	440	471	462	454
Yards per Rush	3.9	4.5	3.9	4.0	3.8	4.4	3.9	4.3
OPP PASSING (net)	4070	3824	2752	3429	3681	3271	3538	3123
Avg per Game	254.4	239.0	172.0	214.3	230.1	204.4	221.1	195.2
Passes Att.	613	589	524	563	552	561	605	484
Completed	357	336	309	375	314	310	363	287
Pct Completed	58.2	57.0	59.0	66.6	56.9	55.3	60.0	59.3
Sacked	41	48	44	60	40	57	40	32
Yards Lost	290	313	298	424	257	395	185	187
INTERCEPTED BY	17	17	28	20	16	23	14	7
Yards Returned	141	220	385	234	160	289	274	86
Returned for TD	1	2	3	4	1	2	3	1
OPP PUNT RETURNS	28	29	21	36	46	45	38	43
Avg return	9.8	7.6	3.9	9.3	9.1	10.6	9.4	12.3
OPP KICKOFF RET	32	32	44	18	38	48	27	39
Avg return	29.3	20.8	24.0	22.6	23.0	23.4	22.7	25.7
OPP TOUCHDOWNS	47	39	22	21	37	42	46	48
Rushing	15	11	4	4	7	10	13	11
Passing	29	25	16	17	25	28	29	29
Returns	3	3	2	0	5	4	4	8



NFL TEAM STATISTICS

OFFENSE	Jax	Miami	NY-J	Oak.	Pitt.	Tenn.	Ariz.	Atl.
GAMES (Won-Lost)	4-12	8-8	8-8	4-12	8-8	7-9	10-6	4-12
FIRST DOWNS	271	278	280	275	312	311	329	330
Rushing	71	61	105	90	81	103	84	64
Passing	176	205	154	168	207	172	205	227
Penalty	24	12	21	17	24	36	40	39
YDS GAINED (tot)	4701	5007	5090	5340	5400	5390	5542	5490
Avg per Game	293.8	312.9	318.1	333.8	337.5	336.9	346.4	343.1
RUSHING (net)	1260	1440	2158	2000	1383	1894	1540	1247
Avg per Game	78.8	90.0	134.9	125.0	86.4	118.4	96.3	77.9
Rushes	378	349	493	437	394	462	422	321
Yards per Rush	3.3	4.1	4.4	4.6	3.5	4.1	3.6	3.9
PASSING (net)	3441	3567	2932	3340	4017	3496	4002	4243
Avg per Game	215.1	222.9	183.3	208.8	251.1	218.5	250.1	265.2
Passes Att.	592	594	480	519	586	533	574	659
Completed	349	357	266	298	377	328	363	445
Pct Completed	59.0	60.1	55.4	57.4	64.3	61.5	63.2	67.5
Yards Gained	3751	3966	3270	3629	4306	3710	4291	4541
Sacked	50	58	47	44	43	37	41	44
Yards Lost	310	399	338	289	289	214	289	298
Had intercepted	21	19	22	20	14	16	22	17
Yards Opp Ret	355	165	411	375	170	132	399	215
Opp TDs on Int	3	2	5	3	1	1	1	4
PUNTS	95	85	89	86	76	79	78	70
Avg Yards	45.7	48.8	45.1	47.8	41.1	42.9	45.7	45.2
PUNT RETURNS	30	34	25	25	32	31	34	30
Avg Return	4.7	7.8	9.0	8.2	12.8	7.7	5.8	8.3
Returned for TD	0	0	0	0	1	0	0	0
KICKOFF RETURNS	41	42	45	54	43	44	27	27
Avg Return	25.9	21.5	22.7	22.2	22.4	24.9	20.0	24.4
Returned for TD	0	0	0	0	0	0	0	0
PENALTIES	96	70	108	116	80	101	97	91
Yards Penalized	797	598	837	912	677	900	744	788
FUMBLES BY	18	16	15	27	16	27	22	17
Fumbles Lost	6	7	7	11	10	9	9	11
Opp Fumbles	27	14	18	26	21	24	20	18
Opp Fum Lost	10	6	2	13	10	12	10	11
POSS. TIME (avg)	27:22	28:27	29:55	29:54	30:53	30:00	30:51	30:15
TOUCHDOWNS	25	34	27	37	41	41	41	40
Rushing	7	8	12	16	9	16	12	11
Passing	16	24	13	17	28	22	24	26
Returns	2	2	2	4	4	3	5	3
EXTRA-PT KICKS	22/23	33/33	27/27	37/37	39/39	41/41	37/37	39/39
2-PT CONVERSIONS	0/2	0/1	0/0	0/0	1/2	0/0	1/4	1/1
FIELD GOALS/FGA	23/25	26/34	33/36	21/30	30/32	25/29	30/36	24/27
POINTS SCORED	247	317	290	322	379	362	379	353
DEFENSE	Jax	Miami	NY-J	Oak.	Pitt.	Tenn.	Ariz.	Atl.
POINTS ALLOWED	449	335	387	453	370	381	324	443
OPP FIRST DOWNS	353	327	293	330	303	329	309	326
Rushing	121	114	68	100	106	108	68	102
Passing	200	192	198	202	174	191	208	196
Penalty	32	21	27	28	23	30	33	28
OPP YARDS GAINED	6070	5750	5359	5819	5395	5407	5079	6070
Avg per Game	379.4	359.4	334.9	363.7	337.2	337.9	317.4	379.4
OPP RUSHING (net)	2108	1998	1412	1727	1849	1795	1351	2173
Avg per Game	131.8	124.9	88.3	107.9	115.6	112.2	84.4	135.8
Rushes	507	484	421	442	433	446	370	455
Yards per Rush	4.2	4.1	3.4	3.9	4.3	4.0	3.7	4.8
OPP PASSING (net)	3962	3752	3947	4092	3546	3612	3728	3897
Avg per Game	247.6	234.5	246.7	255.8	221.6	225.8	233.0	243.6
Passes Att.	551	580	586	549	569	545	625	516
Completed	354	344	345	374	329	344	367	341
Pct Completed	64.2	59.3	58.9	68.1	57.8	63.1	58.7	66.1
Sacked	31	42	41	38	34	36	47	32
Yards Lost	225	272	242	260	205	227	337	231
INTERCEPTED BY	11	18	13	9	10	13	20	10
Yards Returned	172	204	167	83	203	113	251	176
Returned for TD	1	2	1	1	3	1	4	2
OPP PUNT RETURNS	47	42	43	42	35	35	36	33
Avg return	7.0	9.7	11.3	10.4	8.9	6.0	8.9	7.6
OPP KICKOFF RET	25	36	42	30	55	45	54	23
Avg return	20.4	22.9	22.3	20.4	22.4	24.4	24.0	24.8
OPP TOUCHDOWNS	53	33	41	54	41	40	35	49
Rushing	20	14	9	15	18	21	5	14
Passing	29	17	26	33	21	15	29	31
Returns	4	2	6	6	2	4	1	4



NFL TEAM STATISTICS

	Chi.	Dal.	Det.	Minn.	NY-G	St. L.	T. B.	Wash.
OFFENSE								
GAMES (Won-Lost)	8-8	8-8	7-9	5-10-1	7-9	7-9	4-12	3-13
FIRST DOWNS	344	325	350	309	280	282	269	329
Rushing	102	80	106	106	77	82	75	112
Passing	215	213	221	173	176	165	157	198
Penalty	27	32	23	30	27	35	37	19
YDS GAINED (tot)	6109	5461	6274	5508	4920	4877	4432	5915
Avg per Game	381.8	341.3	392.1	344.3	307.5	304.8	277.0	369.7
RUSHING (net)	1828	1507	1792	2081	1332	1752	1612	2164
Avg per Game	114.3	94.2	112.0	130.1	83.3	109.5	100.8	135.3
Rushes	404	336	445	423	381	426	420	453
Yards per Rush	4.5	4.5	4.0	4.9	3.5	4.1	3.8	4.8
PASSING (net)	4281	3954	4482	3427	3588	3125	2820	3751
Avg per Game	267.6	247.1	280.1	214.2	224.3	195.3	176.3	234.4
Passes Att.	579	586	634	546	567	506	514	611
Completed	373	375	371	325	325	301	291	355
Pct Completed	64.4	64.0	58.5	59.5	57.3	59.5	56.6	58.1
Yards Gained	4450	4226	4650	3645	3875	3360	3181	4057
Sacked	30	35	23	44	40	36	47	43
Yards Lost	169	272	168	218	287	235	361	306
Had intercepted	13	12	19	19	29	11	12	19
Yards Opp Ret	225	140	364	370	377	230	135	214
Opp TDs on Int	3	0	3	3	3	5	0	2
PUNTS	69	77	73	75	91	78	87	85
Avg Yards	40.0	45.0	46.6	44.2	46.9	46.3	44.2	41.5
PUNT RETURNS	18	31	38	22	34	43	24	35
Avg Return	14.2	12.5	10.3	15.2	7.2	8.8	11.2	6.4
Returned for TD	1	1	1	1	0	1	0	0
KICKOFF RETURNS	70	45	34	66	44	37	34	51
Avg Return	23.1	25.5	24.0	24.9	21.2	22.6	23.9	20.0
Returned for TD	0	0	1	2	0	0	0	0
PENALTIES	85	102	110	70	91	123	121	99
Yards Penalized	708	867	925	695	786	1009	1136	802
FUMBLES BY	21	18	28	23	26	20	18	30
Fumbles Lost	10	8	15	13	15	10	9	15
Opp Fumbles	25	16	19	17	25	27	18	19
Opp Fum Lost	9	13	7	8	12	15	10	10
POSS. TIME (avg)	30:25	29:02	32:07	27:39	29:03	29:05	29:24	30:42
TOUCHDOWNS	52	51	48	45	32	38	31	39
Rushing	13	12	15	23	11	10	6	14
Passing	32	33	29	18	18	22	22	20
Returns	7	6	4	4	3	6	3	5
EXTRA-PT KICKS	45/46	47/47	42/43	43/44	31/31	34/34	31/31	33/33
2-PT CONVERSIONS	5/6	1/4	2/5	0/1	1/1	3/4	0/0	2/5
FIELD GOALS/FGA	26/29	28/30	19/24	26/30	23/26	26/28	23/29	21/26
POINTS SCORED	445	439	395	391	294	348	288	334
DEFENSE								
POINTS ALLOWED	478	432	376	480	383	364	389	478
OPP FIRST DOWNS	353	388	290	368	327	337	324	329
Rushing	147	122	62	101	101	87	95	102
Passing	184	231	197	247	198	203	190	204
Penalty	22	35	31	20	28	47	39	23
OPP YARDS GAINED	6313	6645	5546	6365	5316	5520	5568	5665
Avg per Game	394.6	415.3	346.6	397.8	332.3	345.0	348.0	354.1
OPP RUSHING (net)	2583	2056	1596	1767	1743	1646	1762	1769
Avg per Game	161.4	128.5	99.8	110.4	108.9	102.9	110.1	110.6
Rushes	483	437	377	443	454	440	438	443
Yards per Rush	5.3	4.7	4.2	4.0	3.8	3.7	4.0	4.0
OPP PASSING (net)	3730	4589	3950	4598	3573	3874	3806	3896
Avg per Game	233.1	286.8	246.9	287.4	223.3	242.1	237.9	243.5
Passes Att.	507	623	572	648	601	521	547	514
Completed	315	403	338	419	361	355	352	337
Pct Completed	62.1	64.7	59.1	64.7	60.1	68.1	64.4	65.6
Sacked	31	34	33	41	34	53	35	36
Yards Lost	189	246	249	274	214	326	255	238
INTERCEPTED BY	19	15	15	12	17	14	21	16
Yards Returned	428	257	211	78	270	256	338	247
Returned for TD	5	2	1	0	2	2	3	4
OPP PUNT RETURNS	15	37	32	36	48	30	35	39
Avg return	7.4	9.2	7.8	8.8	13.6	2.6	11.2	16.8
OPP KICKOFF RET	47	38	35	41	33	25	24	47
Avg return	18.8	20.8	26.4	27.1	21.8	21.8	18.8	22.3
OPP TOUCHDOWNS	56	51	38	57	42	44	42	59
Rushing	22	17	10	14	12	18	10	23
Passing	25	33	24	37	21	21	30	29
Returns	9	1	4	6	9	5	2	7



NFL TEAM STATISTICS

Team/Offense Rank (Within League)

Team	ARI	ATL	CAR	CHI	DAL	DET	GB	MIN	NO	NYG	PHI	STL	SF	SEA	TB	WAS
BAL	12	14	26	8	16	6	3	13	4	28	2	30	24	17	32	9
BUF	16	14	23	3	7	8	4	10	6	28	1	24	12	9	31	17
CIN	23	32	11	16	24	17	7	8	25	29	1	19	3	4	22	5
CLE	27	24	16	7	8	22	4	2	26	30	1	18	11	12	25	3
DEN	13	7	29	5	14	3	6	23	2	19	9	27	30	26	32	16
IND	11	17	20	5	13	8	7	21	4	19	3	22	10	6	32	23
JAX	29	15	16	12	9	20	17	26	6	32	5	11	7	10	13	22
KC	15	16	12	9	20	17	26	6	32	5	11	7	10	13	22	22
MIA	3	17	1	10	5	23	19	30	9	31	24	18	6	12	29	13
NE	11	26	4	8	2	21	22	7	14	25	15	29	32	27	13	24
NYJ	2	27	30	17	3	18	1	8	3	24	27	20	2	2	2	11
OAK	22	5	4	7	25	6	9	19	3	30	12	28	18	17	31	11
PIT	12	21	3	8	5	25	4	14	17	15	15	27	7	13	23	28
SD	2	2	2	5	13	7	1	30	26	27	18	17	9	8	28	2
TEN	31	20	12	2	5	13	7	1	30	26	27	18	17	9	8	28
ARI	11	6	5	28	20	9	21	18	3	27	8	1	4	19	26	32
ATL	11	6	5	28	20	9	21	18	3	27	8	1	4	19	26	32
CAR	16	20	18	2	5	13	8	14	10	28	4	21	11	8	30	23
CHI	21	14	14	12	4	27	13	19	30	17	22	5	14	2	26	24
DAL	12	14	26	8	16	6	3	13	4	28	2	30	24	17	32	9
DET	16	14	23	3	7	8	4	10	6	28	1	24	12	9	31	17
GB	23	32	11	16	24	17	7	8	25	29	1	19	3	4	22	5
MIN	27	24	16	7	8	22	4	2	26	30	1	18	11	12	25	3
NO	13	7	29	5	14	3	6	23	2	19	9	27	30	26	32	16
NYG	11	17	20	5	13	8	7	21	4	19	3	22	10	6	32	23
PHI	29	15	16	12	9	20	17	26	6	32	5	11	7	10	13	22
STL	16	11	26	4	8	2	21	22	7	14	25	15	29	32	27	13
SF	11	26	4	8	2	21	22	7	14	25	15	29	32	27	13	24
SEA	11	26	4	8	2	21	22	7	14	25	15	29	32	27	13	24
TB	11	26	4	8	2	21	22	7	14	25	15	29	32	27	13	24
WAS	11	26	4	8	2	21	22	7	14	25	15	29	32	27	13	24

Opponent/Defense Rank (Within League)

Team	ARI	ATL	CAR	CHI	DAL	DET	GB	MIN	NO	NYG	PHI	STL	SF	SEA	TB	WAS
BAL	6	27	2	30	32	16	25	31	4	8	29	15	5	1	17	18
BUF	4	29	7	32	30	25	28	24	10	5	20	18	8	1	19	27
CIN	1	31	2	32	27	6	25	16	19	14	10	9	4	7	15	17
CLE	2	31	2	32	27	6	25	16	19	14	10	9	4	7	15	17
DEN	3	12	32	30	20	29	13	28	6	4	3	9	7	16	14	14
IND	4	5	8	27	3	13	25	25	16	18	22	28	9	29	11	17
JAX	3	2	4	17	13	19	26	14	12	11	18	28	10	31	15	15
KC	2	7	23	17	32	16	27	6	10	13	24	31	30	26	21	11
MIA	3	14	18	17	18	9	30	8	12	7	15	16	27	23	20	20
NE	10	25	1	26	32	28	6	24	4	29	31	2	21	5	22	13
NYJ	6	12	3	20	27	3	14	28	10	17	17	21	17	21	21	21
OAK	13	16	2	28	32	8	23	30	1	17	30	25	6	6	10	21
PIT	11	32	12	25	29	1	17	30	9	23	24	19	6	10	21	4
SD	9	27	4	30	18	30	25	26	6	2	2	12	22	14	8	23
TEN	15	8	19	6	18	10	29	14	7	30	11	1	13	2	26	32
ARI	21	25	13	1	7	30	29	31	26	9	19	8	5	20	2	10
ATL	25	29	19	14	31	12	3	6	26	7	2	32	15	24	10	27
CAR	30	22	26	9	12	11	1	7	32	19	18	29	23	8	14	28
CHI	7	27	2	30	26	15	24	32	4	18	17	13	3	1	21	30
DAL	4	32	19	28	18	26	6	27	15	30	12	1	6	29	31	11
DET	13	16	2	28	32	8	23	30	1	17	30	25	6	3	15	21
GB	11	32	12	25	29	1	17	30	9	23	24	19	6	10	21	4
MIN	9	27	4	30	18	30	25	26	6	2	2	12	22	14	8	23
NO	15	8	19	6	18	10	29	14	7	30	11	1	13	2	26	32
NYG	21	25	13	1	7	30	29	31	26	9	19	8	5	20	2	10
PHI	25	29	19	14	31	12	3	6	26	7	2	32	15	24	10	27
STL	30	22	26	9	12	11	1	7	32	19	18	29	23	8	14	28
SF	7	27	2	30	26	15	24	32	4	18	17	13	3	1	21	30
SEA	4	32	19	28	18	26	6	27	15	30	12	1	6	29	31	11
TB	4	32	19	28	18	26	6	27	15	30	12	1	6	29	31	11
WAS	4	32	19	28	18	26	6	27	15	30	12	1	6	29	31	11



AFC INDIVIDUAL STATISTICS

AFC / LEADING SCORERS, NONKICKERS

Rank	Player, Team	TD	Rush	Rec	Ret	X2	Pts
1)	Charles, K.C. (RB)	19	12	7	0	0	114
2)	D. Thomas, Den. (WR)	14	0	14	0	0	84
3)	Moreno, Den. (RB)	13	10	3	0	0	78
4)	J. Thomas, Den. (TE)	12	0	12	0	0	72
5t)	Decker, Den. (WR)	11	0	11	0	0	66
5t)	Green, Cin. (WR)	11	0	11	0	0	66
7t)	Cotchery, Pit. (WR)	10	0	10	0	0	60
7t)	Jackson, Buf. (RB)	10	9	1	0	0	60
7t)	C. Johnson, Ten. (RB)	10	6	4	0	0	60
7t)	M. Jones, Cin. (WR)	10	0	10	0	0	60
7t)	Welker, Den. (WR)	10	0	10	0	0	60
12t)	A. Brown, Pit. (WR)	9	0	8	1	0	54
12t)	Gordon, Cle. (WR)	9	0	9	0	0	54
14t)	*Allen, S.D. (WR)	8	0	8	0	0	48
14t)	*Bell, Pit. (RB)	8	8	0	0	0	48
14t)	*Bernard, Cin. (RB)	8	5	3	0	0	48
14t)	D. Brown, Ind. (RB)	8	6	2	0	0	48
14t)	Royal, S.D. (WR)	8	0	8	0	0	48
14t)	Woodhead, S.D. (RB)	8	2	6	0	0	48
20)	*M. Brown, Bal. (WR)	7	0	7	0	1	44
21t)	Blount, N.E. (RB)	7	7	0	0	0	42
21t)	Cameron, Cle. (TE)	7	0	7	0	0	42
21t)	Clay, Mia. (TE)	7	1	6	0	0	42
21t)	Green-Ellis, Cin. (RB)	7	7	0	0	0	42
21t)	Mathews, S.D. (RB)	7	6	1	0	0	42
21t)	Ridley, N.E. (RB)	7	7	0	0	0	42
27)	Edelman, N.E. (WR)	6	0	6	0	2	40
28)	Sanders, Pit. (WR)	6	0	6	0	1	38
29t)	Jennings, Oak. (RB)	6	6	0	0	0	36
29t)	*Smith, NY-J (QB)	6	6	0	0	0	36
29t)	Dan. Thomas, Mia. (RB)	6	4	2	0	0	36
29t)	Walker, Ten. (TE)	6	0	6	0	0	36
33t)	Bowe, K.C. (WR)	5	0	5	0	0	30
33t)	*Davis, K.C. (RB)	5	4	0	1	0	30
33t)	G. Graham, Hou. (TE)	5	0	5	0	0	30
33t)	Hilton, Ind. (WR)	5	0	5	0	0	30
33t)	A. Johnson, Hou. (WR)	5	0	5	0	0	30
33t)	Jones-Drew, Jac. (RB)	5	5	0	0	0	30
33t)	D. McFadden, Oak. (RB)	5	5	0	0	0	30
33t)	D. Moore, Oak. (WR)	5	0	5	0	0	30
33t)	Wallace, Mia. (WR)	5	0	5	0	0	30
42)	Fleener, Ind. (TE)	4	0	4	0	2	28
43t)	Rice, Bal. (RB)	4	4	0	0	1	26
43t)	T. Smith, Bal. (WR)	4	0	4	0	1	26
45t)	*Ball, Den. (RB)	4	4	0	0	0	24
45t)	Cumberland, NY-J (TE)	4	0	4	0	0	24
45t)	*Dobson, N.E. (WR)	4	0	4	0	0	24
45t)	Gates, S.D. (TE)	4	0	4	0	0	24
45t)	Greene, Ten. (RB)	4	4	0	0	0	24
45t)	Gresham, Cin. (TE)	4	0	4	0	0	24
45t)	Gronkowski, N.E. (TE)	4	0	4	0	0	24
45t)	Hartline, Mia. (WR)	4	0	4	0	0	24
45t)	*Hunter, Ten. (WR)	4	0	4	0	0	24
45t)	M. Lewis, Jac. (TE)	4	0	4	0	0	24
45t)	Luck, Ind. (QB)	4	4	0	0	0	24
45t)	McCluster, K.C. (WR)	4	0	2	2	0	24
45t)	Reece, Oak. (RB)	4	2	2	0	0	24
45t)	Richardson, Cle.-Ind. (RB)	4	3	1	0	0	24
45t)	*Rivera, Oak. (TE)	4	0	4	0	0	24
45t)	Streater, Oak. (WR)	4	0	4	0	0	24
45t)	Tate, Hou. (RB)	4	4	0	0	0	24
45t)	*Thompkins, N.E. (WR)	4	0	4	0	0	24
45t)	Vereen, N.E. (RB)	4	1	3	0	0	24

AFC / LEADING SCORERS, KICKERS

Rank	Player, Team	PAT	FG	Pct	Long	Pts
1)	Gostkowski, N.E.	44/44	38/41	.927	54	158
2)	Prater, Den.	75/75	25/26	.962	64	150
3)	Novak, S.D.	42/42	34/37	.919	50	144
4)	Tucker, Bal.	26/26	38/41	.927	61	140
5)	Vinatieri, Ind.	34/34	35/40	.875	52	139
6)	Carpenter, Buf.	32/32	33/36	.917	55	131
7)	Suisham, Pit.	39/39	30/32	.938	48	129
8)	Folk, NY-J	27/27	33/36	.917	54	126
9)	Succop, K.C.	52/52	22/28	.786	51	118
10)	Bironas, Ten.	41/41	25/29	.862	55	116
11)	*Sturgis, Mia.	33/33	26/34	.765	54	111
12)	Nugent, Cin.	52/53	18/22	.818	54	106
13)	Bullock, Hou.	26/26	26/35	.743	51	104
14)	Janikowski, Oak.	37/37	21/30	.700	53	100
15)	Cundiff, Cle.	32/32	21/26	.808	51	95
16)	Scobee, Jac.	22/23	23/25	.920	55	91
17)	Lanning, Cle.	1/1	0/0	---	--	1



AFC INDIVIDUAL STATISTICS

AFC / LEADING PASSERS

Player, Team	Pct			Avg		Pct			Pct Rating		
	Att	Comp	Yds	Gain	TD	TD	Long	Int	Int	Points	
Manning, Den.	659	450	68.3	5477	8.31	55	8.3	78t	10	1.5	115.1
Rivers, S.D.	544	378	69.5	4478	8.23	32	5.9	60t	11	2.0	105.5
Roethlisberger, Pit.	584	375	64.2	4261	7.30	28	4.8	67	14	2.4	92.0
A. Smith, K.C.	508	308	60.6	3313	6.52	23	4.5	71t	7	1.4	89.1
Dalton, Cin.	586	363	61.9	4296	7.33	33	5.6	82t	20	3.4	88.8
Brady, N.E.	628	380	60.5	4343	6.92	25	4.0	81t	11	1.8	87.3
Luck, Ind.	570	343	60.2	3822	6.71	23	4.0	73t	9	1.6	87.0
Fitzpatrick, Ten.	350	217	62.0	2454	7.01	14	4.0	77t	12	3.4	82.0
Tannehill, Mia.	588	355	60.4	3913	6.65	24	4.1	67	17	2.9	81.7
Keenum, Hou.	253	137	54.2	1760	6.96	9	3.6	66	6	2.4	78.2
*Manuel, Buf.	306	180	58.8	1972	6.44	11	3.6	45	9	2.9	77.7
Campbell, Cle.	317	180	56.8	2015	6.36	11	3.5	80t	8	2.5	76.9
Henne, Jac.	503	305	60.6	3241	6.44	13	2.6	62t	14	2.8	76.5
Flacco, Bal.	614	362	59.0	3912	6.37	19	3.1	74	22	3.6	73.1
Schaub, Hou.	358	219	61.2	2310	6.45	10	2.8	46	14	3.9	73.0
Weeden, Cle.	267	141	52.8	1731	6.48	9	3.4	95t	9	3.4	70.3
Pryor, Oak.	272	156	57.4	1798	6.61	7	2.6	73t	11	4.0	69.1
*Smith, NY-J	443	247	55.8	3046	6.88	12	2.7	69t	21	4.7	66.5

AFC / LEADING PASSERS, RANKS

Player, Team	Pct			Avg		Pct			Pct Rating	
	Att	Comp	Yds	Gain	TD	TD	Long	Int	Int	Points
Manning, Den.	1	1	2	1	1	1	7	2	1	
Rivers, S.D.	8	3	1	2	2	3	2	8t	5	2
Roethlisberger, Pit.	6	4	3	5	4	4	4	12t	7	3
A. Smith, K.C.	9	9	8	9	12	7t	5	2	1	4
Dalton, Cin.	5	5	5	4	3	2	3	16	13	5
Brady, N.E.	2	2	9	3	7	5	9	8t	4	6
Luck, Ind.	7	8	11	8	9	7t	7	4t	3	7
Fitzpatrick, Ten.	13	13	4	12	5	10	8	11	14	8
Tannehill, Mia.	4	7	10	6	10	6	6	15	10	9
Keenum, Hou.	18	18	17	17	6	16t	11	1	6	10
*Manuel, Buf.	15	14t	13	15	15	13t	10	4t	11	11
Campbell, Cle.	14	14t	15	14	18	13t	12	3	8	12
Henne, Jac.	10	10	7	10	16	11	17	12t	9	13
Flacco, Bal.	3	6	12	7	17	9	14	18	15	14
Schaub, Hou.	12	12	6	13	14	15	15	12t	16	15
Weeden, Cle.	17	17	18	18	13	16t	13	4t	12	16
Pryor, Oak.	16	16	14	16	11	20	18	8t	17	17
*Smith, NY-J	11	11	16	11	8	12	16	17	18	18

AFC / FOURTH-QUARTER PASSING LEADERS

Rank	Player, Team	Att	Comp	Comp%	Yards	YPA	TD	TD%	Int	Int%	Rating
1)	Manning, Den.	138	91	65.9	1225	8.88	14	10.1	5	3.6	112.7
2)	Locker, Ten.	58	36	62.1	505	8.71	4	6.9	1	1.7	105.9
3)	Rivers, S.D.	141	90	63.8	1163	8.25	8	5.7	4	2.8	96.7
4)	Dalton, Cin.	109	70	64.2	872	8.00	7	6.4	4	3.7	95.0
5)	Luck, Ind.	107	67	62.6	764	7.14	5	4.7	3	2.8	87.9
6)	Brady, N.E.	191	112	58.6	1360	7.12	9	4.7	5	2.6	85.4
7)	Lewis, Buf.	50	29	58.0	325	6.50	2	4.0	1	2.0	82.5
8)	Fitzpatrick, Ten.	125	74	59.2	852	6.82	7	5.6	5	4.0	81.8
9)	Roethlisberger, Pit.	190	114	60.0	1298	6.83	8	4.2	6	3.2	81.4
10)	A. Smith, K.C.	117	68	58.1	673	5.75	4	3.4	2	1.7	78.8
11)	*Manuel, Buf.	87	51	58.6	520	5.98	4	4.6	3	3.4	76.8
12)	Flacco, Bal.	172	106	61.6	1094	6.36	8	4.7	8	4.7	76.1
13)	Campbell, Cle.	103	56	54.4	627	6.09	3	2.9	3	2.9	70.3
14)	Henne, Jac.	180	112	62.2	1185	6.58	5	2.8	9	5.0	69.8
15)	Weeden, Cle.	111	51	45.9	713	6.42	3	2.7	2	1.8	68.6
16)	Pryor, Oak.	84	50	59.5	548	6.52	3	3.6	5	6.0	66.0
17)	*Smith, NY-J	111	63	56.8	709	6.39	5	4.5	7	6.3	64.7
18)	Tannehill, Mia.	155	87	56.1	874	5.64	5	3.2	7	4.5	64.3
19)	Keenum, Hou.	67	31	46.3	393	5.87	1	1.5	1	1.5	63.8
20)	*McGloin, Oak.	74	38	51.4	441	5.96	2	2.7	3	4.1	61.8
21)	Schaub, Hou.	111	64	57.7	656	5.91	1	0.9	6	5.4	55.2

AFC / THIRD-DOWN PASSING LEADERS

Rank	Player, Team	Att	Comp	Comp%	Yards	YPA	TD	TD%	Int	Int%	Rating
1)	Rivers, S.D.	156	101	64.7	1368	8.77	9	5.8	3	1.9	103.8
2)	Fitzpatrick, Ten.	97	59	60.8	818	8.43	7	7.2	2	2.1	103.4
3)	Manning, Den.	157	95	60.5	1139	7.25	14	8.9	4	2.5	101.8
4)	A. Smith, K.C.	135	80	59.3	1011	7.49	9	6.7	2	1.5	98.7
5)	Roethlisberger, Pit.	146	89	61.0	995	6.82	8	5.5	3	2.1	91.0
6)	Henne, Jac.	136	83	61.0	832	6.12	5	3.7	2	1.5	84.6
7)	Brady, N.E.	161	96	59.6	990	6.15	8	5.0	4	2.5	83.6
8)	Dalton, Cin.	157	93	59.2	1151	7.33	7	4.5	6	3.8	80.9
9)	Luck, Ind.	145	75	51.7	898	6.19	6	4.1	2	1.4	79.0
10)	*Smith, NY-J	142	80	56.3	1076	7.58	5	3.5	5	3.5	77.7
11)	Tannehill, Mia.	164	97	59.1	993	6.05	9	5.5	8	4.9	74.6
12)	Schaub, Hou.	94	55	58.5	575	6.12	4	4.3	5	5.3	68.4
13)	Pryor, Oak.	89	48	53.9	685	7.70	2	2.2	5	5.6	63.2
14)	*Manuel, Buf.	99	47	47.5	510	5.15	2	2.0	2	2.0	61.4
15)	Flacco, Bal.	189	101	53.4	1227	6.49	4	2.1	10	5.3	58.7



AFC INDIVIDUAL STATISTICS

AFC / LEADING RUSHERS

Rank	Player, Team	Att	Yards	Avg	Long	TD
1)	Charles, K.C.	259	1287	5.0	46	12
2)	Mathews, S.D.	285	1255	4.4	51	6
3)	C. Johnson, Ten.	279	1077	3.9	30t	6
4)	Moreno, Den.	241	1038	4.3	31	10
5)	Spiller, Buf.	201	927	4.6	77	2
6)	Jackson, Buf.	207	896	4.3	59	9
7)	*Bell, Pit.	244	860	3.5	43	8
8)	Ivory, NY-J	182	833	4.6	69	3
9)	Jones-Drew, Jac.	234	803	3.4	48	5
10)	Ridley, N.E.	178	773	4.3	29	7
11)	Blount, N.E.	153	772	5.0	47t	7
12)	Tate, Hou.	181	771	4.3	60	4
13)	Green-Ellis, Cin.	220	756	3.4	25	7
14)	Jennings, Oak.	163	733	4.5	80t	6
15)	L. Miller, Mia.	177	709	4.0	49	2
16)	Powell, NY-J	176	697	4.0	39	1
17)	*Bernard, Cin.	170	695	4.1	35t	5
18)	Rice, Bal.	214	660	3.1	47	4
19)	Pryor, Oak. (QB)	83	576	6.9	93t	2
20)	Richardson, Cle.-Ind.	188	563	3.0	22	3
21)	*Ball, Den.	120	559	4.7	45	4
22)	Foster, Hou.	121	542	4.5	23	1
23)	D. Brown, Ind.	102	537	5.3	51t	6
24)	Pierce, Bal.	152	436	2.9	28	2
25)	A. Smith, K.C. (QB)	76	431	5.7	26	1
26)	Woodhead, S.D.	106	429	4.0	14	2
27)	Dan. Thomas, Mia.	109	406	3.7	55	4
28)	D. McFadden, Oak.	114	379	3.3	30	5
29t)	Luck, Ind. (QB)	63	377	6.0	29	4
29t)	McGahee, Cle.	138	377	2.7	16	2
31)	*Smith, NY-J (QB)	72	366	5.1	32	6
32)	Greene, Ten.	77	295	3.8	29	4
33)	Bolden, N.E.	55	271	4.9	46	3
34)	Todman, Jac.	76	256	3.4	33	2
35)	*Davis, K.C.	70	242	3.5	20	4
36)	Ogbonnaya, Cle.	49	240	4.9	43	0
37)	Tannehill, Mia. (QB)	40	238	6.0	48	1
38)	Fitzpatrick, Ten. (QB)	43	225	5.2	26	3
39t)	Hillman, Den.	55	218	4.0	19	1
39t)	Reece, Oak.	46	218	4.7	63t	2
41)	Vereen, N.E.	44	208	4.7	21	1
42)	Dwyer, Pit.	49	197	4.0	30	0
43t)	Bradshaw, Ind.	41	186	4.5	27	2
43t)	*Manuel, Buf. (QB)	53	186	3.5	19	2
45)	F. Jones, Pit.	48	184	3.8	14	0
46t)	Dalton, Cin. (QB)	61	183	3.0	12	2
46t)	*D. Johnson, ALL tota	49	183	3.7	29	0
48)	Baker, Den.-Hou.-Cle.	43	171	4.0	20	2
49)	Choice, Buf.-Ind.	46	170	3.7	20	0
50)	R. Brown, S.D.	45	157	3.5	13	1

AFC / THIRD-AND-ONE RUSHING LEADERS

Rank	Player, Team	Att	FD	Pct
1t)	McClain, S.D.	7	7	100.0
1t)	R. Brown, S.D.	4	4	100.0
1t)	Jennings, Oak.	4	4	100.0
1t)	Keenum, Hou.	4	4	100.0
1t)	Luck, Ind.	4	4	100.0
1t)	*Manuel, Buf.	4	4	100.0
7)	McGahee, Cle.	10	9	90.0
8)	Dwyer, Pit.	7	6	85.7
9)	Ivory, NY-J	11	9	81.8
10t)	Mathews, S.D.	10	8	80.0
10t)	Blount, N.E.	5	4	80.0
10t)	Foster, Hou.	5	4	80.0
10t)	Ogbonnaya, Cle.	5	4	80.0
14)	Jackson, Buf.	15	11	73.3
15t)	*Bell, Pit.	9	6	66.7
15t)	Richardson, Cle.-Ind.	9	6	66.7
15t)	Pierce, Bal.	6	4	66.7
18)	Green-Ellis, Cin.	11	7	63.6
19)	Rice, Bal.	8	5	62.5
20)	Moreno, Den.	7	4	57.1
21)	Powell, NY-J	9	5	55.6
22t)	Jones-Drew, Jac.	10	5	50.0
22t)	Tate, Hou.	10	5	50.0
22t)	Charles, K.C.	8	4	50.0



AFC INDIVIDUAL STATISTICS

AFC / LEADERS IN RECEPTIONS

Rank	Player, Team	Rec	Yards	Avg	Long	TD
1)	A. Brown, Pit.	110	1499	13.6	56	8
2)	A. Johnson, Hou.	109	1407	12.9	62t	5
3)	Edelman, N.E.	105	1056	10.1	44	6
4)	Green, Cin.	98	1426	14.6	82t	11
5)	Wright, Ten.	94	1079	11.5	45	2
6)	D. Thomas, Den.	92	1430	15.5	78t	14
7t)	Gordon, Cle.	87	1646	18.9	95t	9
7t)	Decker, Den.	87	1288	14.8	61	11
9)	Hilton, Ind.	82	1083	13.2	73t	5
10)	Cameron, Cle. (TE)	80	917	11.5	53	7
11)	Gates, S.D. (TE)	77	872	11.3	56t	4
12t)	Hartline, Mia.	76	1016	13.4	50	4
12t)	Woodhead, S.D. (RB)	76	605	8.0	39	6
14t)	Wallace, Mia.	73	930	12.7	57	5
14t)	Welker, Den.	73	778	10.7	33	10
16)	*Allen, S.D.	71	1046	14.7	43t	8
17)	Charles, K.C. (RB)	70	693	9.9	71t	7
18)	Clay, Mia. (TE)	69	759	11.0	67	6
19)	Sanders, Pit.	67	740	11.0	55t	6
20)	Shorts, Jac.	66	777	11.8	59	3
21t)	T. Smith, Bal.	65	1128	17.4	74	4
21t)	J. Thomas, Den. (TE)	65	788	12.1	74t	12
23t)	Streater, Oak.	60	888	14.8	66	4
23t)	Walker, Ten. (TE)	60	571	9.5	33	6
23t)	Moreno, Den. (RB)	60	548	9.1	35t	3
26t)	N. Washington, Ten.	58	919	15.8	77t	3
26t)	Miller, Pit. (TE)	58	593	10.2	31	1
26t)	Rice, Bal. (RB)	58	321	5.5	22	0
29)	Bowe, K.C.	57	673	11.8	34t	5
30)	*Bernard, Cin. (RB)	56	514	9.2	41	3
31)	Amendola, N.E.	54	633	11.7	57	2
32t)	Chandler, Buf. (TE)	53	655	12.4	33t	2
32t)	McCluster, K.C.	53	511	9.6	43	2
34t)	*Hopkins, Hou.	52	802	15.4	66	2
34t)	Fleener, Ind. (TE)	52	608	11.7	44	4
34t)	Johnson, Buf.	52	597	11.5	45	3
37t)	M. Jones, Cin.	51	712	14.0	45	10
37t)	*Sanders, Jac.	51	484	9.5	51	1
39t)	G. Graham, Hou. (TE)	49	545	11.1	42t	5
39t)	*M. Brown, Bal.	49	524	10.7	59	7
41)	Ogbonnaya, Cle. (RB)	48	343	7.1	17	2
42t)	Royal, S.D.	47	631	13.4	54	8
42t)	Sanu, Cin.	47	455	9.7	32	2
42t)	Vereen, N.E. (RB)	47	427	9.1	50	3
42t)	Jackson, Buf. (RB)	47	387	8.2	37	1
46t)	D. Moore, Oak.	46	695	15.1	73t	5
46t)	Cotchery, Pit.	46	602	13.1	36	10
46t)	Gresham, Cin. (TE)	46	461	10.0	30	4
49)	*Bell, Pit. (RB)	45	399	8.9	43	0
50t)	Kerley, NY-J	43	523	12.2	26	3
50t)	Jones-Drew, Jac. (RB)	43	314	7.3	17	0

AFC / RECEIVING YARDAGE LEADERS

Rank	Player, Team	Yards	Rec	Avg	Long	TD
1)	Gordon, Cle.	1646	87	18.9	95t	9
2)	A. Brown, Pit.	1499	110	13.6	56	8
3)	D. Thomas, Den.	1430	92	15.5	78t	14
4)	Green, Cin.	1426	98	14.6	82t	11
5)	A. Johnson, Hou.	1407	109	12.9	62t	5
6)	Decker, Den.	1288	87	14.8	61	11
7)	T. Smith, Bal.	1128	65	17.4	74	4
8)	Hilton, Ind.	1083	82	13.2	73t	5
9)	Wright, Ten.	1079	94	11.5	45	2
10)	Edelman, N.E.	1056	105	10.1	44	6
11)	*Allen, S.D.	1046	71	14.7	43t	8
12)	Hartline, Mia.	1016	76	13.4	50	4
13)	Wallace, Mia.	930	73	12.7	57	5
14)	N. Washington, Ten.	919	58	15.8	77t	3
15)	Cameron, Cle. (TE)	917	80	11.5	53	7
16)	Streater, Oak.	888	60	14.8	66	4
17)	Gates, S.D. (TE)	872	77	11.3	56t	4
18)	*Hopkins, Hou.	802	52	15.4	66	2
19)	J. Thomas, Den. (TE)	788	65	12.1	74t	12
20)	Welker, Den.	778	73	10.7	33	10
21)	Shorts, Jac.	777	66	11.8	59	3
22)	Clay, Mia. (TE)	759	69	11.0	67	6
23)	Sanders, Pit.	740	67	11.0	55t	6
24)	M. Jones, Cin.	712	51	14.0	45	10
25)	D. Moore, Oak.	695	46	15.1	73t	5
26)	Charles, K.C. (RB)	693	70	9.9	71t	7
27)	Bowe, K.C.	673	57	11.8	34t	5
28)	Chandler, Buf. (TE)	655	53	12.4	33t	2
29)	Amendola, N.E.	633	54	11.7	57	2
30)	Royal, S.D.	631	47	13.4	54	8
31)	Fleener, Ind. (TE)	608	52	11.7	44	4
32)	Woodhead, S.D. (RB)	605	76	8.0	39	6
33)	Cotchery, Pit.	602	46	13.1	36	10
34)	Johnson, Buf.	597	52	11.5	45	3
35)	Avery, K.C.	596	40	14.9	51	2
36)	Miller, Pit. (TE)	593	58	10.2	31	1
37)	Gronkowski, N.E. (TE)	592	39	15.2	50	4
38)	*Robert Woods, Buf.	587	40	14.7	57	3
39)	Walker, Ten. (TE)	571	60	9.5	33	6
40)	Moreno, Den. (RB)	548	60	9.1	35t	3
41)	G. Graham, Hou. (TE)	545	49	11.1	42t	5
42)	*M. Brown, Bal.	524	49	10.7	59	7
43)	Kerley, NY-J	523	43	12.2	26	3
44)	*Dobson, N.E.	519	37	14.0	81t	4
45)	*Bernard, Cin. (RB)	514	56	9.2	41	3
46)	McCluster, K.C.	511	53	9.6	43	2
47)	Wayne, Ind.	503	38	13.2	35	2
48)	*Sanders, Jac.	484	51	9.5	51	1
49)	V. Brown, S.D.	472	41	11.5	51	1
50)	*Thompkins, N.E.	466	32	14.6	49	4



AFC INDIVIDUAL STATISTICS

AFC / THIRD-DOWN RECEIVING LEADERS

Rank	Player, Team	Rec	Yards	Avg	Long	TD
1)	A. Brown, Pit.	32	408	12.8	45	0
2)	A. Johnson, Hou.	31	361	11.6	30	1
3t)	Wright, Ten.	30	339	11.3	31	2
3t)	Edelman, N.E.	30	247	8.2	44	3
5)	*Allen, S.D.	27	461	17.1	43t	4
6)	Gordon, Cle.	26	408	15.7	47	1
7)	Cameron, Cle. (TE)	25	270	10.8	33	1
8t)	Green, Cin.	23	313	13.6	53	1
8t)	*Sanders, Jac.	23	240	10.4	51	1
10t)	N. Washington, Ten.	22	325	14.8	77t	2
10t)	Gates, S.D. (TE)	22	224	10.2	34	1
12t)	D. Moore, Oak.	21	354	16.9	73t	3
12t)	Hilton, Ind.	21	331	15.8	65	1
12t)	Kerley, NY-J	21	274	13.0	23	1
15)	T. Smith, Bal.	20	396	19.8	48	1
16t)	D. Thomas, Den.	19	362	19.1	78t	3
16t)	Streater, Oak.	19	328	17.3	66	1
16t)	Charles, K.C. (RB)	19	230	12.1	71t	3
16t)	Shorts, Jac.	19	195	10.3	21	2
20t)	Bowe, K.C.	18	238	13.2	34t	3
20t)	Clay, Mia. (TE)	18	238	13.2	45	2
20t)	Welker, Den.	18	206	11.4	26	2
20t)	Sanders, Pit.	18	195	10.8	55t	4
24t)	M. Jones, Cin.	17	286	16.8	29	4
24t)	*Rivera, Oak. (TE)	17	202	11.9	37	1
24t)	Sanu, Cin.	17	179	10.5	21	1
24t)	Johnson, Buf.	17	168	9.9	19	1
24t)	Woodhead, S.D. (RB)	17	154	9.1	39	0
24t)	Ogbonnaya, Cle. (RB)	17	140	8.2	15	0
30t)	Chandler, Buf. (TE)	16	260	16.3	33t	1
30t)	Hartline, Mia.	16	204	12.8	50	2
30t)	Bess, Cle.	16	133	8.3	20t	1
33t)	*Hopkins, Hou.	15	239	15.9	39	2
33t)	Walker, Ten. (TE)	15	187	12.5	33	2
33t)	Cotchery, Pit.	15	170	11.3	26	3
33t)	Decker, Den.	15	169	11.3	33	3
33t)	Jackson, Buf. (RB)	15	162	10.8	37	0
33t)	J. Thomas, Den. (TE)	15	153	10.2	19	4
33t)	McCluster, K.C.	15	134	8.9	43	1
33t)	Moreno, Den. (RB)	15	114	7.6	28	1
33t)	*Bernard, Cin. (RB)	15	108	7.2	21	0
42t)	Royal, S.D.	14	233	16.6	54	1
42t)	Clark, Bal. (TE)	14	186	13.3	45	2
42t)	Nelson, NY-J	14	184	13.1	27	1
42t)	Amendola, N.E.	14	166	11.9	34	0
42t)	G. Graham, Hou. (TE)	14	146	10.4	42t	2
42t)	Wallace, Mia.	14	126	9.0	39t	2
48t)	Doss, Bal.	13	142	10.9	23	0
48t)	V. Brown, S.D.	13	139	10.7	32	1
48t)	Vereen, N.E. (RB)	13	106	8.2	19	0



AFC INDIVIDUAL STATISTICS

AFC / MOST YARDS FROM SCRIMMAGE

Rank	Player, Team	Total			Rushing			Receiving		
		Yards	Att+Rec	Avg	Yards	Att	Avg	Yards	Rec	Avg
1)	Charles, K.C. (RB)	1980	329	6.0	1287	259	5.0	693	70	9.9
2)	Gordon, Cle. (WR)	1734	92	18.8	88	5	17.6	1646	87	18.9
3)	Moreno, Den. (RB)	1586	301	5.3	1038	241	4.3	548	60	9.1
4)	A. Brown, Pit. (WR)	1503	117	12.8	4	7	0.6	1499	110	13.6
5)	Mathews, S.D. (RB)	1444	311	4.6	1255	285	4.4	189	26	7.3
6)	D. Thomas, Den. (WR)	1430	92	15.5	0	0	---	1430	92	15.5
7)	Green, Cin. (WR)	1426	98	14.6	0	0	---	1426	98	14.6
8)	C. Johnson, Ten. (RB)	1422	321	4.4	1077	279	3.9	345	42	8.2
9)	A. Johnson, Hou. (WR)	1407	109	12.9	0	0	---	1407	109	12.9
10)	Decker, Den. (WR)	1288	87	14.8	0	0	---	1288	87	14.8
11)	Jackson, Buf. (RB)	1283	254	5.1	896	207	4.3	387	47	8.2
12)	*Bell, Pit. (RB)	1259	289	4.4	860	244	3.5	399	45	8.9
13)	*Bernard, Cin. (RB)	1209	226	5.3	695	170	4.1	514	56	9.2
14)	T. Smith, Bal. (WR)	1128	65	17.4	0	0	---	1128	65	17.4
15)	Jones-Drew, Jac. (RB)	1117	277	4.0	803	234	3.4	314	43	7.3
16)	Spiller, Buf. (RB)	1112	234	4.8	927	201	4.6	185	33	5.6
17)	Hilton, Ind. (WR)	1089	84	13.0	6	2	3.0	1083	82	13.2
18)	Wright, Ten. (WR)	1079	94	11.5	0	0	---	1079	94	11.5
19)	Edelman, N.E. (WR)	1067	107	10.0	11	2	5.5	1056	105	10.1
20)	*Allen, S.D. (WR)	1046	71	14.7	0	0	---	1046	71	14.7
21)	Woodhead, S.D. (RB)	1034	182	5.7	429	106	4.0	605	76	8.0
22)	Jennings, Oak. (RB)	1025	199	5.2	733	163	4.5	292	36	8.1
23)	Hartline, Mia. (WR)	1016	76	13.4	0	0	---	1016	76	13.4
24)	Rice, Bal. (RB)	981	272	3.6	660	214	3.1	321	58	5.5
25)	Powell, NY-J (RB)	969	212	4.6	697	176	4.0	272	36	7.6
26)	Wallace, Mia. (WR)	963	76	12.7	33	3	11.0	930	73	12.7
27)	N. Washington, Ten. (WR)	919	58	15.8	0	0	---	919	58	15.8
28)	Cameron, Cle. (TE)	917	80	11.5	0	0	---	917	80	11.5
29)	Tate, Hou. (RB)	911	215	4.2	771	181	4.3	140	34	4.1
30)	Streater, Oak. (WR)	905	62	14.6	17	2	8.5	888	60	14.8
31t)	L. Miller, Mia. (RB)	879	203	4.3	709	177	4.0	170	26	6.5
31t)	Richardson, Cle.-Ind. (RB)	879	223	3.9	563	188	3.0	316	35	9.0
33)	Gates, S.D. (TE)	872	77	11.3	0	0	---	872	77	11.3
34)	Ivory, NY-J (RB)	843	184	4.6	833	182	4.6	10	2	5.0
35)	Ridley, N.E. (RB)	835	188	4.4	773	178	4.3	62	10	6.2
36)	Blount, N.E. (RB)	810	155	5.2	772	153	5.0	38	2	19.0
37)	*Hopkins, Hou. (WR)	802	52	15.4	0	0	---	802	52	15.4
38)	J. Thomas, Den. (TE)	788	65	12.1	0	0	---	788	65	12.1
39t)	Green-Ellis, Cin. (RB)	778	224	3.5	756	220	3.4	22	4	5.5
39t)	Welker, Den. (WR)	778	73	10.7	0	0	---	778	73	10.7
41t)	M. Jones, Cin. (WR)	777	59	13.2	65	8	8.1	712	51	14.0
41t)	Shorts, Jac. (WR)	777	66	11.8	0	0	---	777	66	11.8
43)	Clay, Mia. (TE)	774	76	10.2	15	7	2.1	759	69	11.0
44)	Sanders, Pit. (WR)	765	68	11.3	25	1	25.0	740	67	11.0
45)	D. Brown, Ind. (RB)	751	129	5.8	537	102	5.3	214	27	7.9
46)	Foster, Hou. (RB)	725	143	5.1	542	121	4.5	183	22	8.3
47)	*Ball, Den. (RB)	704	140	5.0	559	120	4.7	145	20	7.3
48)	D. Moore, Oak. (WR)	695	46	15.1	0	0	---	695	46	15.1
49)	Bowe, K.C. (WR)	673	57	11.8	0	0	---	673	57	11.8
50)	Chandler, Buf. (TE)	655	53	12.4	0	0	---	655	53	12.4



AFC INDIVIDUAL STATISTICS

AFC / LEADERS IN FIRST DOWNS

Rank	Player, Team	Rush	Rec	Tot
1)	Charles, K.C. (RB)	72	32	104
2)	Moreno, Den. (RB)	53	29	82
3)	A. Brown, Pit. (WR)	2	69	71
4)	Jackson, Buf. (RB)	54	16	70
5)	A. Johnson, Hou. (WR)	0	69	69
6)	Gordon, Cle. (WR)	4	64	68
7)	D. Thomas, Den. (WR)	0	66	66
8)	Green, Cin. (WR)	0	65	65
9)	C. Johnson, Ten. (RB)	54	10	64
10t)	Decker, Den. (WR)	0	63	63
10t)	Mathews, S.D. (RB)	54	9	63
12)	*Bell, Pit. (RB)	48	13	61
13t)	Edelman, N.E. (WR)	2	54	56
13t)	Jones-Drew, Jac. (RB)	43	13	56
13t)	Woodhead, S.D. (RB)	26	30	56
16)	*Allen, S.D. (WR)	0	54	54
17t)	*Bernard, Cin. (RB)	32	21	53
17t)	Hartline, Mia. (WR)	0	53	53
19)	Wright, Ten. (WR)	0	52	52
20t)	Gates, S.D. (TE)	0	49	49
20t)	Green-Ellis, Cin. (RB)	48	1	49
20t)	Welker, Den. (WR)	0	49	49
23t)	Powell, NY-J (RB)	35	13	48
23t)	T. Smith, Bal. (WR)	0	48	48
23t)	Wallace, Mia. (WR)	2	46	48
26)	Cameron, Cle. (TE)	0	47	47
27t)	Hilton, Ind. (WR)	0	46	46
27t)	Jennings, Oak. (RB)	34	12	46
29)	*Ball, Den. (RB)	35	10	45
30t)	Richardson, Cle.-Ind. (RB)	28	15	43
30t)	N. Washington, Ten. (WR)	0	43	43
32t)	Rice, Bal. (RB)	28	13	41
32t)	Ridley, N.E. (RB)	39	2	41
32t)	Shorts, Jac. (WR)	0	41	41
32t)	J. Thomas, Den. (TE)	0	41	41
36t)	Bowe, K.C. (WR)	0	39	39
36t)	M. Jones, Cin. (WR)	3	36	39
36t)	Streater, Oak. (WR)	0	39	39
39t)	Clay, Mia. (TE)	2	36	38
39t)	*Hopkins, Hou. (WR)	0	38	38
39t)	Sanders, Pit. (WR)	1	37	38
42t)	Amendola, N.E. (WR)	0	37	37
42t)	Foster, Hou. (RB)	31	6	37
44t)	Blount, N.E. (RB)	35	1	36
44t)	Cotchery, Pit. (WR)	0	36	36
44t)	D. Moore, Oak. (WR)	0	36	36
47t)	Ivory, NY-J (RB)	34	1	35
47t)	Vereen, N.E. (RB)	10	25	35
49t)	Johnson, Buf. (WR)	1	33	34
49t)	Royal, S.D. (WR)	1	33	34
49t)	Tate, Hou. (RB)	33	1	34



AFC INDIVIDUAL STATISTICS

AFC / LEADERS IN INTERCEPTIONS

Rank	Player, Team	Int	Yards	Avg	Long	TD
1t)	Gipson, Cle.	5	143	28.6	44t	1
1t)	*Ryan, N.E.	5	82	16.4	79t	1
1t)	Verner, Ten.	5	68	13.6	34	1
4t)	Grimes, Mia.	4	102	25.5	94t	1
4t)	Byrd, Buf.	4	85	21.3	57	0
4t)	Butler, Ind.	4	79	19.8	41t	1
4t)	Leonhard, Buf.	4	72	18.0	41	0
4t)	Demps, K.C.	4	61	15.3	35	0
4t)	Haden, Cle.	4	57	14.3	29t	1
4t)	A. Williams, Buf.	4	43	10.8	34	0
4t)	*Alonso, Buf.	4	38	9.5	32	0
4t)	Graham, Bal.	4	28	7.0	28	0
4t)	Talib, N.E.	4	12	3.0	14	0
4t)	Patterson, Mia.	4	7	1.8	3	0
15t)	Berry, K.C.	3	134	44.7	49	2
15t)	Rodgers-Cromarti, Den.	3	75	25.0	75t	1
15t)	Joseph, Hou.	3	64	21.3	32	0
15t)	A. Jones, Cin.	3	60	20.0	60t	1
15t)	Ihedigbo, Bal.	3	54	18.0	37	0
15t)	Reed, Hou.-NY-J	3	49	16.3	25	0
15t)	D. Smith, Bal.	3	41	13.7	37t	1
15t)	Pollard, Ten.	3	36	12.0	32	0
15t)	*Cooper, K.C.	3	32	10.7	20	0
15t)	*Milliner, NY-J	3	31	10.3	19	0
15t)	Trevathan, Den.	3	29	9.7	29	0
15t)	Carroll, Mia.	3	24	8.0	24	0
15t)	Kirkpatrick, Cin.	3	21	7.0	21t	1
15t)	Cromartie, NY-J	3	20	6.7	20	0
15t)	Vaughn, Ind.	3	9	3.0	8	0
15t)	Harris, Den.	3	1	0.3	1	0



AFC INDIVIDUAL STATISTICS

AFC / LEADERS IN SACKS

Rank	Player, Team	Sacks
1)	Mathis, Ind. (LB)	19.5
2)	M. Williams, Buf. (DE)	13.0
3t)	Cha. Jones, N.E. (DE)	11.5
3t)	Vernon, Mia. (DE)	11.5
5t)	Hali, K.C. (LB)	11.0
5t)	Houston, K.C. (LB)	11.0
7t)	Casey, Ten. (DT)	10.5
7t)	Watt, Hou. (DE)	10.5
7t)	Wilkerson, NY-J (DE)	10.5
7t)	K. Williams, Buf. (DT)	10.5
11t)	Hughes, Buf. (LB)	10.0
11t)	Pace, NY-J (LB)	10.0
11t)	Phillips, Den. (DE)	10.0
11t)	Suggs, Bal. (LB)	10.0
15)	Dumervil, Bal. (LB)	9.5
16)	Wake, Mia. (DE)	8.5
17t)	Ninkovich, N.E. (DE)	8.0
17t)	Worilds, Pit. (LB)	8.0
19t)	Babin, Jac. (DE)	7.5
19t)	Dareus, Buf. (DT)	7.5
19t)	Dunlap, Cin. (DE)	7.5
19t)	Gilberry, Cin. (DE)	7.5
23)	Mercilus, Hou. (LB)	7.0
24t)	Atkins, Cin. (DT)	6.0
24t)	Branch, Jac. (DE)	6.0
24t)	Houston, Oak. (DE)	6.0
24t)	Jackson, Den. (DE)	6.0
24t)	*Chr. Jones, T.B.-N.E. (DT)	6.0
24t)	Morgan, Ten. (DE)	6.0
30t)	Ayers, Den. (DE)	5.5
30t)	Freeman, Ind. (LB)	5.5
30t)	Liuget, S.D. (DE)	5.5
30t)	Roach, Oak. (LB)	5.5
30t)	Sheard, Cle. (LB)	5.5
35t)	Heyward, Pit. (DE)	5.0
35t)	Miller, Den. (LB)	5.0
35t)	*Mingo, Cle. (LB)	5.0
35t)	Reyes, S.D. (DE)	5.0
35t)	A. Smith, Hou. (DE)	5.0
35t)	D. Smith, Bal. (LB)	5.0
35t)	Woodley, Pit. (LB)	5.0
42t)	Coples, NY-J (LB)	4.5
42t)	D. Johnson, K.C. (LB)	4.5
42t)	Keiser, S.D. (LB)	4.5
42t)	Kruger, Cle. (LB)	4.5
42t)	*S. Moore, Oak. (LB)	4.5
42t)	Odrick, Mia. (DT)	4.5
42t)	Poe, K.C. (NT)	4.5
42t)	Redding, Ind. (DE)	4.5
50t)	Brown, Ten. (LB)	4.0
50t)	T. Jackson, K.C. (DE)	4.0
50t)	A. Jones, Bal. (DE)	4.0
50t)	Keisel, Pit. (DE)	4.0
50t)	Lawson, Buf. (LB)	4.0
50t)	Marks, Jac. (DT)	4.0
50t)	Pitoitua, Ten. (DE)	4.0
50t)	Rey, Cin. (LB)	4.0
50t)	Starks, Mia. (DT)	4.0
50t)	Wolfe, Den. (DE)	4.0



AFC INDIVIDUAL STATISTICS

AFC / FUMBLE RECOVERIES

Rank	Player, Team	TotRec	OffRec	DefRec
1t)	Brady, N.E.	5	5	0
1t)	Edelman, N.E.	5	5	0
3t)	Fitzpatrick, Ten.	4	4	0
3t)	McKelvin, Buf.	4	4	0
3t)	Pryor, Oak.	4	4	0
6t)	Holliday, Den.	3	3	0
6t)	Marks, Jac.	3	0	3
6t)	*McGloin, Oak.	3	3	0
6t)	Parker, K.C.	3	1	2
6t)	Roethlisberger, Pit.	3	3	0
6t)	*Smith, NY-J	3	3	0
6t)	Tannehill, Mia.	3	3	0
13t)	Allen, Jac.	2	0	2
13t)	*Alonso, Buf.	2	0	2
13t)	Anger, Jac.	2	2	0
13t)	Berry, K.C.	2	0	2
13t)	Brooks, Hou.	2	2	0
13t)	D. Brown, Ind.	2	2	0
13t)	S. Brown, Ind.	2	1	1
13t)	Burfict, Cin.	2	0	2
13t)	Ebner, N.E.	2	0	2
13t)	*Elam, Bal.	2	0	2
13t)	Ellerbe, Mia.	2	0	2
13t)	Flacco, Bal.	2	2	0
13t)	Freeman, Ind.	2	0	2
13t)	Gray, K.C.	2	1	1
13t)	Hali, K.C.	2	0	2
13t)	Henne, Jac.	2	2	0
13t)	Houston, K.C.	2	0	2
13t)	Ihedigbo, Bal.	2	0	2
13t)	Ihenacho, Den.	2	0	2
13t)	C. Johnson, Ten.	2	2	0
13t)	D. Johnson, K.C.	2	0	2
13t)	A. Jones, Cin.	2	0	2
13t)	Keisel, Pit.	2	0	2
13t)	Kern, Ten.	2	2	0
13t)	Manning, Den.	2	2	0
13t)	*Manuel, Buf.	2	2	0
13t)	Moreno, Den.	2	2	0
13t)	Nelson, Cin.	2	0	2
13t)	Ninkovich, N.E.	2	0	2
13t)	Searcy, Buf.	2	1	1
13t)	Sensabaugh, Ten.	2	0	2
13t)	Spiller, Buf.	2	2	0
13t)	Thigpen, Mia.	2	2	0
13t)	Thomas, Cle.	2	2	0
13t)	Todman, Jac.	2	2	0
13t)	Verner, Ten.	2	0	2
13t)	Watt, Hou.	2	0	2
13t)	Weddle, S.D.	2	0	2
13t)	Woodson, Oak.	2	0	2
13t)	Yanda, Bal.	2	2	0

AFC / OFFENSIVE FUMBLE RECOVERIES

Rank	Player, Team	Ret	Yards	Avg	Long	TD
1t)	Brady, N.E.	5	0	0.0	0	0
1t)	Edelman, N.E.	5	0	0.0	0	0
3t)	Fitzpatrick, Ten.	4	0	0.0	0	0
3t)	McKelvin, Buf.	4	0	0.0	0	0
3t)	Pryor, Oak.	4	0	0.0	0	0
6t)	Holliday, Den.	3	0	0.0	0	0
6t)	*McGloin, Oak.	3	0	0.0	0	0
6t)	Roethlisberger, Pit.	3	0	0.0	0	0
6t)	*Smith, NY-J	3	0	0.0	0	0
6t)	Tannehill, Mia.	3	0	0.0	0	0
11t)	Moreno, Den.	2	5	2.5	5	0
11t)	Thomas, Cle.	2	2	1.0	2	0
11t)	Anger, Jac.	2	0	0.0	0	0
11t)	Brooks, Hou.	2	0	0.0	0	0
11t)	D. Brown, Ind.	2	0	0.0	0	0
11t)	Flacco, Bal.	2	0	0.0	0	0
11t)	Henne, Jac.	2	0	0.0	0	0
11t)	C. Johnson, Ten.	2	0	0.0	0	0
11t)	Kern, Ten.	2	0	0.0	0	0
11t)	Manning, Den.	2	0	0.0	0	0
11t)	*Manuel, Buf.	2	0	0.0	0	0
11t)	Spiller, Buf.	2	0	0.0	0	0
11t)	Thigpen, Mia.	2	0	0.0	0	0
11t)	Todman, Jac.	2	0	0.0	0	0
11t)	Yanda, Bal.	2	0	0.0	0	0



AFC INDIVIDUAL STATISTICS

AFC / DEFENSIVE FUMBLE RECOVERIES

Rank	Player, Team	Ret	Yards	Avg	Long	TD
1)	Marks, Jac.	3	15	5.0	15	0
2t)	A. Jones, Cin.	2	43	21.5	43	0
2t)	Weddle, S.D.	2	27	13.5	27	0
2t)	Woodson, Oak.	2	25	12.5	25t	1
2t)	Berry, K.C.	2	24	12.0	22	0
2t)	Freeman, Ind.	2	24	12.0	24	0
2t)	Parker, K.C.	2	20	10.0	20	0
2t)	*Alonso, Buf.	2	13	6.5	13	0
2t)	Burfict, Cin.	2	13	6.5	13t	1
2t)	Nelson, Cin.	2	12	6.0	6	0
2t)	Hali, K.C.	2	11	5.5	11t	1
2t)	D. Johnson, K.C.	2	11	5.5	11	0
2t)	Verner, Ten.	2	9	4.5	9	0
2t)	*Elam, Bal.	2	7	3.5	7	0
2t)	Ninkovich, N.E.	2	3	1.5	3	0
2t)	Keisel, Pit.	2	1	0.5	1	0
2t)	Allen, Jac.	2	0	0.0	0	0
2t)	Ebner, N.E.	2	0	0.0	0	0
2t)	Ellerbe, Mia.	2	0	0.0	0	0
2t)	Houston, K.C.	2	0	0.0	0	0
2t)	Ihedigbo, Bal.	2	0	0.0	0	0
2t)	Ihenacho, Den.	2	0	0.0	0	0
2t)	Sensabaugh, Ten.	2	0	0.0	0	0
2t)	Watt, Hou.	2	0	0.0	0	0



AFC INDIVIDUAL STATISTICS

AFC / LEADING PUNTERS

Rank	Player, Team	No	Yards	Lg	Avg	TB	Blk	Dwn	OB	Opp Ret	In	Net	
1)	King, Oak.	84	4107	66	48.9	11	2	11	9	42	438	23	40.1
2)	Fields, Mia.	85	4150	74	48.8	7	0	8	15	42	407	33	42.4
3)	Lechler, Hou.	88	4189	65	47.6	7	0	13	2	43	530	34	40.0
4)	McAfee, Ind.	76	3499	65	46.0	7	1	15	8	29	396	27	38.5
5)	Colquitt, K.C.	87	4005	65	46.0	11	1	15	4	38	246	35	40.2
6)	Koch, Bal.	90	4138	69	46.0	9	1	9	12	46	419	27	38.9
7)	*Allen, N.E.	76	3491	65	45.9	12	0	15	7	29	221	29	39.9
8)	Anger, Jac.	95	4338	61	45.7	8	0	12	6	47	330	31	40.5
9)	Quigley, NY-J	72	3278	67	45.5	3	1	6	10	34	381	21	38.9
10)	Huber, Cin.	66	2982	75	45.2	4	0	5	12	25	229	24	40.5
11)	Powell, Buf.-Cin.	42	1881	66	44.8	5	0	3	6	21	305	13	35.1
12)	Colquitt, Den.	65	2893	60	44.5	3	1	8	1	28	274	23	38.8
13)	Lanning, Cle.	84	3679	59	43.8	5	1	10	6	38	357	28	37.9
14)	Kern, Ten.	78	3386	63	43.4	2	1	9	7	35	210	32	39.7
15)	Scifres, S.D.	56	2417	61	43.2	1	0	11	6	19	158	30	40.0
16)	McBriar, Pit.	40	1652	70	41.3	3	1	4	5	18	157	13	35.0
17)	Moorman, Buf.	61	2511	62	41.2	4	0	4	10	26	197	16	36.6

AFC / LEADING PUNTERS, NET AVERAGE

Rank	Player, Team	No	Yards	Lg	Avg	TB	Blk	Dwn	OB	Opp Ret	In	Net	
1)	Fields, Mia.	85	4150	74	48.8	7	0	8	15	42	407	33	42.4
2)	Anger, Jac.	95	4338	61	45.7	8	0	12	6	47	330	31	40.5
3)	Huber, Cin.	66	2982	75	45.2	4	0	5	12	25	229	24	40.5
4)	Colquitt, K.C.	87	4005	65	46.0	11	1	15	4	38	246	35	40.2
5)	King, Oak.	84	4107	66	48.9	11	2	11	9	42	438	23	40.1
6)	Lechler, Hou.	88	4189	65	47.6	7	0	13	2	43	530	34	40.0
7)	Scifres, S.D.	56	2417	61	43.2	1	0	11	6	19	158	30	40.0
8)	*Allen, N.E.	76	3491	65	45.9	12	0	15	7	29	221	29	39.9
9)	Kern, Ten.	78	3386	63	43.4	2	1	9	7	35	210	32	39.7
10)	Koch, Bal.	90	4138	69	46.0	9	1	9	12	46	419	27	38.9
11)	Quigley, NY-J	72	3278	67	45.5	3	1	6	10	34	381	21	38.9
12)	Colquitt, Den.	65	2893	60	44.5	3	1	8	1	28	274	23	38.8
13)	McAfee, Ind.	76	3499	65	46.0	7	1	15	8	29	396	27	38.5
14)	Lanning, Cle.	84	3679	59	43.8	5	1	10	6	38	357	28	37.9
15)	Moorman, Buf.	61	2511	62	41.2	4	0	4	10	26	197	16	36.6
16)	Powell, Buf.-Cin.	42	1881	66	44.8	5	0	3	6	21	305	13	35.1
17)	McBriar, Pit.	40	1652	70	41.3	3	1	4	5	18	157	13	35.0

AFC / TOUCHBACKS ON KICKOFFS

Rank	Player, Team	TB
1)	Prater, Den.	81
2)	Gostkowski, N.E.	65
3)	Succop, K.C.	47
4t)	Cundiff, Cle.	42
4t)	Tucker, Bal.	42
6)	McAfee, Ind.	41
7t)	Janikowski, Oak.	38
7t)	*Sturgis, Mia.	38
9)	Scobee, Jac.	36
10)	Carpenter, Buf.	34
11t)	Bironas, Ten.	32
11t)	Nugent, Cin.	32
13)	Folk, NY-J	30
14)	Bullock, Hou.	29
15)	Suisham, Pit.	24
16)	Novak, S.D.	18



AFC INDIVIDUAL STATISTICS

AFC / PUNT RETURN LEADERS

Rank	Player, Team	Ret	FC	Yards	Avg	Long	TD
1)	Doss, Bal.	23	7	359	15.6	82t	1
2)	A. Brown, Pit.	32	23	409	12.8	67t	1
3)	McCluster, K.C.	58	11	686	11.8	89t	2
4)	Benjamin, Cle.	22	7	257	11.7	79t	1
5)	Edelman, N.E.	35	23	374	10.7	43	0
6)	Tate, Cin.	36	16	336	9.3	43	0
7)	Martin, Hou.	39	21	345	8.8	87t	1
8)	Holliday, Den.	32	11	271	8.5	81t	1
9)	Thigpen, Mia.	34	20	264	7.8	34	0
10)	McKelvin, Buf.	32	13	180	5.6	21	0
11)	*Sanders, Jac.	25	16	140	5.6	17	0

AFC / KICKOFF RETURN LEADERS

Rank	Player, Team	Ret	Yards	Avg	Long	TD
1)	Demps, K.C.	33	992	30.1	95t	1
2)	J. Jones, Bal.	31	892	28.8	77t	1
3)	Holliday, Den.	28	775	27.7	105t	1
4)	Todman, Jac.	26	712	27.4	59	0
5)	Martin, Hou.	36	947	26.3	50	0
6)	Tate, Cin.	35	914	26.1	71	0
7)	Reed, Ind.	24	590	24.6	39	0
8)	Cribbs, NY-J	20	490	24.5	42	0
9)	Jones, Oak.	26	623	24.0	41	0
10)	Thigpen, Mia.	39	878	22.5	50	0
11)	F. Jones, Pit.	23	510	22.2	42	0
12)	Whittaker, S.D.-Cle.	29	638	22.0	56	0



NFC INDIVIDUAL STATISTICS

NFC / LEADING SCORERS, NONKICKERS

Rank	Player, Team	TD	Rush	Rec	Ret	X2	Pts
1)	J. Graham, N.O. (TE)	16	0	16	0	0	96
2)	Lynch, Sea. (RB)	14	12	2	0	0	84
3t)	Bryant, Dal. (WR)	13	0	13	0	0	78
3t)	V. Davis, S.F. (TE)	13	0	13	0	0	78
5)	Marshall, Chi. (WR)	12	0	12	0	2	76
6)	Forte, Chi. (RB)	12	9	3	0	1	74
7)	Johnson, Det. (WR)	12	0	12	0	0	72
8t)	*Lacy, G.B. (RB)	11	11	0	0	0	66
8t)	McCoy, Phi. (RB)	11	9	2	0	0	66
8t)	Peterson, Min. (RB)	11	10	1	0	0	66
11t)	Fitzgerald, Ariz (WR)	10	0	10	0	0	60
11t)	Murray, Dal. (RB)	10	9	1	0	0	60
13t)	Gore, S.F. (RB)	9	9	0	0	0	54
13t)	Jackson, Phi. (WR)	9	0	9	0	0	54
13t)	*Patterson, Min. (WR)	9	3	4	2	0	54
16)	Cooper, Phi. (WR)	8	0	8	0	2	52
17t)	Bell, Det. (RB)	8	8	0	0	1	50
17t)	Gonzalez, Atl. (TE)	8	0	8	0	1	50
17t)	Mendenhall, Ariz (RB)	8	8	0	0	1	50
20t)	Nelson, G.B. (WR)	8	0	8	0	0	48
20t)	*Stacy, St.L (RB)	8	7	1	0	0	48
20t)	Witten, Dal. (TE)	8	0	8	0	0	48
23t)	*Fauria, Det. (TE)	7	0	7	0	1	44
23t)	Jeffery, Chi. (WR)	7	0	7	0	1	44
25t)	Boldin, S.F. (WR)	7	0	7	0	0	42
25t)	Bush, Det. (RB)	7	4	3	0	0	42
25t)	Jackson, Atl. (RB)	7	6	1	0	0	42
25t)	Jackson, T.B. (WR)	7	0	7	0	0	42
25t)	A. Morris, Was. (RB)	7	7	0	0	0	42
25t)	Tolbert, Car. (RB)	7	5	2	0	0	42
31t)	*Austin, St.L (WR)	6	1	4	1	0	36
31t)	Celek, Phi. (TE)	6	0	6	0	0	36
31t)	Newton, Car. (QB)	6	6	0	0	0	36
31t)	Olsen, Car. (TE)	6	0	6	0	0	36
31t)	Rainey, Cle.-T.B. (RB)	6	5	1	0	0	36
31t)	Randle, NY-G (WR)	6	0	6	0	0	36
37)	*Williams, Dal. (WR)	5	0	5	0	1	32
38t)	Baldwin, Sea. (WR)	5	0	5	0	0	30
38t)	M. Bennett, Chi. (TE)	5	0	5	0	0	30
38t)	Colston, N.O. (WR)	5	0	5	0	0	30
38t)	Cook, St.L (TE)	5	0	5	0	0	30
38t)	Floyd, Ariz (WR)	5	0	5	0	0	30
38t)	Garcon, Was. (WR)	5	0	5	0	0	30
38t)	Ginn, Car. (WR)	5	0	5	0	0	30
38t)	LaFell, Car. (WR)	5	0	5	0	0	30
38t)	Miller, Sea. (TE)	5	0	5	0	0	30
38t)	*Stills, N.O. (WR)	5	0	5	0	0	30
38t)	Tate, Sea. (WR)	5	0	5	0	0	30
38t)	Thomas, N.O. (RB)	5	2	3	0	0	30
38t)	*Wright, T.B. (TE)	5	0	5	0	0	30

NFC / LEADING SCORERS, KICKERS

Rank	Player, Team	PAT	FG	Pct	Long	Pts
1)	Hauschka, Sea.	44/44	33/35	.943	53	143
2)	Crosby, G.B.	42/42	33/37	.892	57	141
3)	Dawson, S.F.	44/44	32/36	.889	56	140
4)	Bailey, Dal.	47/47	28/30	.933	53	131
5)	Feely, Ariz	37/37	30/36	.833	52	127
6)	Gould, Chi.	45/46	26/29	.897	58	123
7)	Walsh, Min.	43/44	26/30	.867	54	121
8t)	Gano, Car.	42/42	24/27	.889	55	114
8t)	Henery, Phi.	45/45	23/28	.821	51	114
10)	Zuerlein, St.L	34/34	26/28	.929	54	112
11)	Bryant, Atl.	39/39	24/27	.889	53	111
12)	Hartley, N.O.	41/41	22/30	.733	55	107
13t)	J. Brown, NY-G	31/31	23/26	.885	52	100
13t)	Lindell, T.B.	31/31	23/29	.793	54	100
15)	Akers, Det.	42/43	19/24	.792	53	99
16)	Forbath, Was.	26/26	18/22	.818	50	80
17)	Potter, Was.	7/7	3/4	.750	43	16
18)	S. Graham, Pit.-N.O.	7/7	2/2	1.000	40	13



NFC INDIVIDUAL STATISTICS

NFC / LEADING PASSERS

Player, Team	Pct			Avg			Pct			Pct Rating	
	Att	Comp	Yds	Gain	TD	TD	Long	Int	Int	Points	
Foles, Phi.	317	203	64.0	2891	9.12	27	8.5	63t	2	0.6	119.2
McCown, Chi.	224	149	66.5	1829	8.17	13	5.8	80t	1	0.4	109.0
Rodgers, G.B.	290	193	66.6	2536	8.74	17	5.9	83t	6	2.1	104.9
Brees, N.O.	650	446	68.6	5162	7.94	39	6.0	76t	12	1.8	104.7
Wilson, Sea.	407	257	63.1	3357	8.25	26	6.4	80t	9	2.2	101.2
Romo, Dal.	535	342	63.9	3828	7.16	31	5.8	82t	10	1.9	96.7
Kaepernick, S.F.	416	243	58.4	3197	7.69	21	5.0	64t	8	1.9	91.6
Bradford, St.L	262	159	60.7	1687	6.44	14	5.3	73	4	1.5	90.9
Ryan, Atl.	651	439	67.4	4515	6.94	26	4.0	81t	17	2.6	89.6
Cutler, Chi.	355	224	63.1	2621	7.38	19	5.4	67	12	3.4	89.2
Newton, Car.	473	292	61.7	3379	7.14	24	5.1	79t	13	2.7	88.8
Stafford, Det.	634	371	58.5	4650	7.33	29	4.6	87	19	3.0	84.2
Palmer, Ariz	572	362	63.3	4274	7.47	24	4.2	91t	22	3.8	83.9
*Glennon, T.B.	416	247	59.4	2608	6.27	19	4.6	85t	9	2.2	83.9
Griffin III, Was.	456	274	60.1	3203	7.02	16	3.5	62t	12	2.6	82.2
Cassel, Min.	254	153	60.2	1807	7.11	11	4.3	79t	9	3.5	81.6
Clemens, St.L	242	142	58.7	1673	6.91	8	3.3	81t	7	2.9	78.8
Ponder, Min.	239	152	63.6	1648	6.90	7	2.9	47	9	3.8	77.9
Manning, NY-G	551	317	57.5	3818	6.93	18	3.3	70t	27	4.9	69.4

NFC / LEADING PASSERS, RANKS

Player, Team	Pct			Avg			Pct			Pct Rating	
	Att	Comp	Yds	Gain	TD	TD	Long	Int	Int	Points	
Foles, Phi.	13	13	5	11	1	4	1	2	2	1	
McCown, Chi.	19	18	4	15	4	16	5	1	1	2	
Rodgers, G.B.	14	14	3	14	2	13	4	4	7	3	
Brees, N.O.	2	1	1	1	5	1	3	12t	4	4	
Wilson, Sea.	11	9	9	8	3	5t	2	7t	9	5	
Romo, Dal.	6	5	6	5	10	2	6	11	5	6	
Kaepernick, S.F.	9t	11	18	10	6	9	10	6	6	7	
Bradford, St.L	15	15	12	17	18	15	8	3	3	8	
Ryan, Atl.	1	2	2	3	14	5t	15	16	10	9	
Cutler, Chi.	12	12	10	12	8	10t	7	12t	15	10	
Newton, Car.	7	7	11	7	11	7t	9	15	12	11	
Stafford, Det.	3	3	17	2	9	3	11	17	14	12	
Palmer, Ariz	4	4	8	4	7	7t	14	18	18	13	
*Glennon, T.B.	9t	10	15	13	19	10t	12	7t	8	14	
Griffin III, Was.	8	8	14	9	13	14	16	12t	11	15	
Cassel, Min.	16	16	13	16	12	17	13	7t	16	16	
Clemens, St.L	17	19	16	18	16	18t	17	5	13	17	
Ponder, Min.	18	17	7	19	17	20	19	7t	17	18	
Manning, NY-G	5	6	19	6	15	12	18	19	19	19	

NFC / FOURTH-QUARTER PASSING LEADERS

Rank	Player, Team	Att	Comp	Comp%	Yards	YPA	TD	TD%	Int	Int%	Rating
1)	Foles, Phi.	45	26	57.8	438	9.73	5	11.1	0	0.0	127.8
2)	Flynn, Oak.-Buf.-G.B.	56	40	71.4	494	8.82	4	7.1	0	0.0	122.2
3)	Rodgers, G.B.	65	46	70.8	686	10.55	3	4.6	1	1.5	114.0
4)	McCown, Chi.	57	42	73.7	459	8.05	4	7.0	1	1.8	113.1
5)	Romo, Dal.	135	94	69.6	1074	7.96	10	7.4	4	3.0	105.6
6)	Cutler, Chi.	95	63	66.3	715	7.53	9	9.5	4	4.2	102.7
7)	Bradford, St.L	88	56	63.6	471	5.35	5	5.7	0	0.0	96.4
8)	Brees, N.O.	154	94	61.0	1151	7.47	7	4.5	2	1.3	93.8
9)	Wilson, Sea.	73	45	61.6	635	8.70	7	9.6	5	6.8	93.1
10)	Cassel, Min.	95	60	63.2	700	7.37	7	7.4	4	4.2	92.4
11)	Palmer, Ariz	156	101	64.7	1078	6.91	7	4.5	3	1.9	91.8
12)	Newton, Car.	95	57	60.0	591	6.22	6	6.3	2	2.1	90.3
13)	Griffin III, Was.	144	84	58.3	1053	7.31	7	4.9	4	2.8	85.8
14)	Stafford, Det.	169	92	54.4	1262	7.47	9	5.3	6	3.6	81.5
15)	Clemens, St.L	85	51	60.0	545	6.41	3	3.5	2	2.4	80.8
16)	Ryan, Atl.	223	142	63.7	1458	6.54	7	3.1	10	4.5	74.2
17)	*Glennon, T.B.	117	63	53.8	562	4.80	3	2.6	3	2.6	64.8
18)	Kaepernick, S.F.	83	43	51.8	556	6.70	2	2.4	4	4.8	61.1
19)	Freeman, T.B.-Min.	55	20	36.4	277	5.04	0	0.0	0	0.0	53.4
20)	Manning, NY-G	149	79	53.0	882	5.92	5	3.4	12	8.1	48.6
21)	Cousins, Was.	71	35	49.3	322	4.54	1	1.4	4	5.6	43.3
22)	Ponder, Min.	62	35	56.5	294	4.74	0	0.0	4	6.5	42.0

NFC / THIRD-DOWN PASSING LEADERS

Rank	Player, Team	Att	Comp	Comp%	Yards	YPA	TD	TD%	Int	Int%	Rating
1)	Clemens, St.L	81	50	61.7	709	8.75	5	6.2	0	0.0	110.6
2)	Kaepernick, S.F.	123	78	63.4	1098	8.93	7	5.7	2	1.6	104.3
3)	Brees, N.O.	164	106	64.6	1417	8.64	13	7.9	6	3.7	103.1
4)	Cutler, Chi.	99	60	60.6	769	7.77	9	9.1	3	3.0	102.6
5)	Ryan, Atl.	167	106	63.5	1343	8.04	8	4.8	4	2.4	94.5
6)	Wilson, Sea.	132	78	59.1	985	7.46	8	6.1	4	3.0	90.0
7)	Newton, Car.	112	69	61.6	893	7.97	6	5.4	4	3.6	89.6
8)	Rodgers, G.B.	81	49	60.5	693	8.56	4	4.9	3	3.7	89.2
9)	Griffin III, Was.	133	80	60.2	857	6.44	7	5.3	3	2.3	87.2
10)	Stafford, Det.	185	104	56.2	1401	7.57	11	5.9	8	4.3	82.3
11)	Palmer, Ariz	163	94	57.7	1233	7.56	9	5.5	9	5.5	77.1
12)	Romo, Dal.	126	64	50.8	735	5.83	8	6.3	4	3.2	76.7
13)	*Glennon, T.B.	125	71	56.8	693	5.54	4	3.2	2	1.6	76.5
14)	Manning, NY-G	156	90	57.7	1059	6.79	4	2.6	7	4.5	68.3



NFC INDIVIDUAL STATISTICS

NFC / LEADING RUSHERS

Rank	Player, Team	Att	Yards	Avg	Long	TD
1)	McCoy, Phi.	314	1607	5.1	57t	9
2)	Forte, Chi.	289	1339	4.6	55	9
3)	A. Morris, Was.	276	1275	4.6	45t	7
4)	Peterson, Min.	279	1266	4.5	78t	10
5)	Lynch, Sea.	301	1257	4.2	43	12
6)	*Lacy, G.B.	284	1178	4.1	60	11
7)	Gore, S.F.	276	1128	4.1	51	9
8)	Murray, Dal.	217	1124	5.2	43	9
9)	Bush, Det.	223	1006	4.5	39	4
10)	*Stacy, St.L	250	973	3.9	40t	7
11)	D. Williams, Car.	201	843	4.2	43t	3
12)	Mendenhall, Ariz	217	687	3.2	28	8
13)	*Ellington, Ariz	118	652	5.5	80t	3
14)	Bell, Det.	166	650	3.9	20	8
15)	Newton, Car. (QB)	111	585	5.3	56	6
16)	Rainey, Cle.-T.B.	150	566	3.8	80t	5
17)	Thomas, N.O.	147	549	3.7	18	2
18)	Jackson, Atl.	157	543	3.5	50	6
19)	Wilson, Sea. (QB)	96	539	5.6	27	1
20)	Kaepernick, S.F. (QB)	92	524	5.7	28	4
21)	Starks, G.B.	89	493	5.5	41	3
22)	A. Brown, NY-G	139	492	3.5	23t	3
23)	Griffin III, Was. (QB)	86	489	5.7	26	0
24)	Martin, T.B.	127	456	3.6	28	1
25)	Ingram, N.O.	78	386	4.9	34	1
26)	Tolbert, Car.	101	361	3.6	22	5
27)	Hunter, S.F.	78	358	4.6	45	3
28)	Jac. Rodgers, Atl.	96	332	3.5	19t	2
29)	Brown, Phi.	75	314	4.2	65t	2
30)	Vick, Phi. (QB)	36	306	8.5	61	2
31)	*James, T.B.	60	295	4.9	24	0
32)	Gerhart, Min.	36	283	7.9	41t	2
33)	Helu, Was.	62	274	4.4	24	4
34)	Turbin, Sea.	77	264	3.4	15	0
35)	*B. Cunningham, St.L	47	261	5.6	56	1
36)	Hillis, T.B.-NY-G	73	247	3.4	27	2
37)	Jacobs, NY-G	58	238	4.1	37	4
38)	*K. Robinson, N.O.	54	224	4.1	25	1
39)	Foles, Phi. (QB)	57	221	3.9	21	3
40)	Sproles, N.O.	53	220	4.2	38	2
41)	Richardson, St.L	69	215	3.1	14	0
42)	Bush, Chi.	63	197	3.1	40t	3
43)	Leonard, T.B.	47	182	3.9	24	0
44)	Stewart, Car.	48	180	3.8	16	0
45)	Asiata, Min.	44	166	3.8	39	3
46t)	*Randle, Dal.	54	164	3.0	19	2
46t)	Snelling, Atl.	44	164	3.7	17	1
48)	*Patterson, Min. (WR)	12	158	13.2	50t	3
49t)	*Austin, St.L (WR)	9	151	16.8	65t	1
49t)	Ponder, Min. (QB)	34	151	4.4	19t	4

NFC / THIRD-AND-ONE RUSHING LEADERS

Rank	Player, Team	Att	FD	Pct
1t)	Collins, N.O.	7	7	100.0
1t)	Helu, Was.	5	5	100.0
1t)	A. Morris, Was.	5	5	100.0
1t)	Starks, G.B.	4	4	100.0
5)	Newton, Car.	11	10	90.9
6)	Peterson, Min.	12	10	83.3
7)	Young, Was.	5	4	80.0
8)	McCoy, Phi.	13	10	76.9
9)	Murray, Dal.	8	6	75.0
10)	Bell, Det.	11	8	72.7
11t)	Jackson, Atl.	12	8	66.7
11t)	*Lacy, G.B.	9	6	66.7
11t)	Tolbert, Car.	9	6	66.7
11t)	*Stacy, St.L	6	4	66.7
15)	Thomas, N.O.	8	5	62.5
16)	Mendenhall, Ariz	7	4	57.1



NFC INDIVIDUAL STATISTICS

NFC / LEADERS IN RECEPTIONS

Rank	Player, Team	Rec	Yards	Avg	Long	TD
1)	Garcon, Was.	113	1346	11.9	53t	5
2)	Marshall, Chi.	100	1295	13.0	44	12
3)	Bryant, Dal.	93	1233	13.3	79	13
4)	Jeffery, Chi.	89	1421	16.0	80t	7
5)	J. Graham, N.O. (TE)	86	1215	14.1	56t	16
6t)	Nelson, G.B.	85	1314	15.5	76t	8
6t)	Boldin, S.F.	85	1179	13.9	63	7
6t)	Douglas, Atl.	85	1067	12.6	80t	2
9)	Johnson, Det.	84	1492	17.8	87	12
10)	Gonzalez, Atl. (TE)	83	859	10.3	25	8
11t)	Jackson, Phi.	82	1332	16.2	61t	9
11t)	Fitzgerald, Ariz	82	954	11.6	75t	10
13)	Jackson, T.B.	78	1224	15.7	60	7
14)	Thomas, N.O. (RB)	77	513	6.7	29	3
15)	Colston, N.O.	75	943	12.6	35	5
16)	Forte, Chi. (RB)	74	594	8.0	34	3
17t)	Cruz, NY-G	73	998	13.7	70t	4
17t)	Witten, Dal. (TE)	73	851	11.7	34	8
17t)	Olsen, Car. (TE)	73	816	11.2	31	6
20)	Sproles, N.O. (RB)	71	604	8.5	48	2
21)	Jennings, Min.	68	804	11.8	70t	4
22t)	Floyd, Ariz	65	1041	16.0	91t	5
22t)	M. Bennett, Chi. (TE)	65	759	11.7	43	5
24t)	Tate, Sea.	64	898	14.0	80t	5
24t)	S. Smith, Car.	64	745	11.6	44	4
26)	White, Atl.	63	711	11.3	39t	3
27)	J. Jones, G.B.	59	817	13.8	83t	3
28)	Nicks, NY-G	56	896	16.0	57	0
29t)	*Wright, T.B. (TE)	54	571	10.6	36	5
29t)	Bush, Det. (RB)	54	506	9.4	77t	3
31t)	Bell, Det. (RB)	53	547	10.3	37	0
31t)	Murray, Dal. (RB)	53	350	6.6	22	1
33t)	V. Davis, S.F. (TE)	52	850	16.3	64t	13
33t)	McCoy, Phi. (RB)	52	539	10.4	70	2
33t)	Jac. Rodgers, Atl. (RB)	52	341	6.6	22	2
36)	Cook, St.L (TE)	51	671	13.2	47	5
37)	Baldwin, Sea.	50	778	15.6	52	5
38t)	Boykin, G.B.	49	681	13.9	52	3
38t)	LaFell, Car.	49	627	12.8	79t	5
40)	Simpson, Min.	48	726	15.1	51	1
41t)	Cooper, Phi.	47	835	17.8	63t	8
41t)	Myers, NY-G (TE)	47	522	11.1	27t	4
43t)	*Reed, Was. (TE)	45	499	11.1	38	3
43t)	*Patterson, Min.	45	469	10.4	79t	4
45)	*Williams, Dal.	44	736	16.7	82t	5
46)	Roberts, Ariz	43	471	11.0	34t	2
47)	Moss, Was.	42	452	10.8	28	2
48t)	Randle, NY-G	41	611	14.9	37t	6
48t)	J. Jones, Atl.	41	580	14.1	81t	2
48t)	Pettigrew, Det. (TE)	41	416	10.1	31	2

NFC / RECEIVING YARDAGE LEADERS

Rank	Player, Team	Yards	Rec	Avg	Long	TD
1)	Johnson, Det.	1492	84	17.8	87	12
2)	Jeffery, Chi.	1421	89	16.0	80t	7
3)	Garcon, Was.	1346	113	11.9	53t	5
4)	Jackson, Phi.	1332	82	16.2	61t	9
5)	Nelson, G.B.	1314	85	15.5	76t	8
6)	Marshall, Chi.	1295	100	13.0	44	12
7)	Bryant, Dal.	1233	93	13.3	79	13
8)	Jackson, T.B.	1224	78	15.7	60	7
9)	J. Graham, N.O. (TE)	1215	86	14.1	56t	16
10)	Boldin, S.F.	1179	85	13.9	63	7
11)	Douglas, Atl.	1067	85	12.6	80t	2
12)	Floyd, Ariz	1041	65	16.0	91t	5
13)	Cruz, NY-G	998	73	13.7	70t	4
14)	Fitzgerald, Ariz	954	82	11.6	75t	10
15)	Colston, N.O.	943	75	12.6	35	5
16)	Tate, Sea.	898	64	14.0	80t	5
17)	Nicks, NY-G	896	56	16.0	57	0
18)	Gonzalez, Atl. (TE)	859	83	10.3	25	8
19)	Witten, Dal. (TE)	851	73	11.7	34	8
20)	V. Davis, S.F. (TE)	850	52	16.3	64t	13
21)	Cooper, Phi.	835	47	17.8	63t	8
22)	J. Jones, G.B.	817	59	13.8	83t	3
23)	Olsen, Car. (TE)	816	73	11.2	31	6
24)	Jennings, Min.	804	68	11.8	70t	4
25)	Baldwin, Sea.	778	50	15.6	52	5
26)	M. Bennett, Chi. (TE)	759	65	11.7	43	5
27)	S. Smith, Car.	745	64	11.6	44	4
28)	*Williams, Dal.	736	44	16.7	82t	5
29)	Simpson, Min.	726	48	15.1	51	1
30)	White, Atl.	711	63	11.3	39t	3
31)	Boykin, G.B.	681	49	13.9	52	3
32)	Cook, St.L (TE)	671	51	13.2	47	5
33)	*Stills, N.O.	641	32	20.0	76t	5
34)	LaFell, Car.	627	49	12.8	79t	5
35)	Randle, NY-G	611	41	14.9	37t	6
36)	Sproles, N.O. (RB)	604	71	8.5	48	2
37)	Forte, Chi. (RB)	594	74	8.0	34	3
38)	J. Jones, Atl.	580	41	14.1	81t	2
39)	*Wright, T.B. (TE)	571	54	10.6	36	5
40)	Givens, St.L	569	34	16.7	47	0
41)	Ginn, Car.	556	36	15.4	47t	5
42)	Bell, Det. (RB)	547	53	10.3	37	0
43)	McCoy, Phi. (RB)	539	52	10.4	70	2
44)	Myers, NY-G (TE)	522	47	11.1	27t	4
45)	Thomas, N.O. (RB)	513	77	6.7	29	3
46)	Bush, Det. (RB)	506	54	9.4	77t	3
47)	Celek, Phi. (TE)	502	32	15.7	42	6
48)	*Reed, Was. (TE)	499	45	11.1	38	3
49)	Durham, Det.	490	38	12.9	40	2
50)	Roberts, Ariz	471	43	11.0	34t	2



NFC INDIVIDUAL STATISTICS

NFC / THIRD-DOWN RECEIVING LEADERS

Rank	Player, Team	Rec	Yards	Avg	Long	TD
1)	Boldin, S.F.	33	529	16.0	63	3
2)	Garcon, Was.	32	393	12.3	38	3
3)	Nelson, G.B.	29	442	15.2	76t	4
4)	Jackson, T.B.	28	450	16.1	39	2
5t)	Jeffery, Chi.	25	427	17.1	67	2
5t)	J. Graham, N.O. (TE)	25	318	12.7	35	2
7)	Johnson, Det.	24	406	16.9	50t	4
8t)	Marshall, Chi.	23	332	14.4	41	4
8t)	Gonzalez, Atl. (TE)	23	257	11.2	25	1
10t)	White, Atl.	22	280	12.7	39t	1
10t)	Tate, Sea.	22	252	11.5	25	2
12t)	Fitzgerald, Ariz	21	313	14.9	75t	4
12t)	Colston, N.O.	21	295	14.0	26	1
12t)	S. Smith, Car.	21	264	12.6	23	0
12t)	*Ellington, Ariz (RB)	21	151	7.2	13	0
16t)	Jennings, Min.	20	294	14.7	70t	2
16t)	Cruz, NY-G	20	288	14.4	30	2
16t)	V. Davis, S.F. (TE)	20	257	12.9	64t	4
16t)	Sproles, N.O. (RB)	20	162	8.1	22	1
20)	Douglas, Atl.	19	285	15.0	54	0
21t)	Jackson, Phi.	18	258	14.3	51	1
21t)	Roberts, Ariz	18	232	12.9	34t	1
21t)	*Wright, T.B. (TE)	18	196	10.9	24	0
21t)	M. Bennett, Chi. (TE)	18	195	10.8	30	2
25t)	Baldwin, Sea.	17	304	17.9	52	2
25t)	Cook, St.L (TE)	17	213	12.5	31	2
25t)	Witten, Dal. (TE)	17	165	9.7	27	2
25t)	Forte, Chi. (RB)	17	128	7.5	13	1
29t)	Randle, NY-G	16	230	14.4	26	1
29t)	Bryant, Dal.	16	207	12.9	79	5
29t)	Moss, Was.	16	169	10.6	28	1
29t)	Olsen, Car. (TE)	16	144	9.0	31	3
33t)	Simpson, Min.	15	198	13.2	37	1
33t)	Bell, Det. (RB)	15	161	10.7	37	0
35t)	Bush, Det. (RB)	14	270	19.3	77t	2
35t)	Nicks, NY-G	14	260	18.6	49	0
35t)	Cooper, Phi.	14	177	12.6	25	2
35t)	*Reed, Was. (TE)	14	160	11.4	29	2
35t)	Beasley, Dal.	14	146	10.4	23	1
35t)	Pettis, St.L	14	128	9.1	26	2
35t)	Thomas, N.O. (RB)	14	105	7.5	26	1
35t)	Helu, Was. (RB)	14	91	6.5	18	0
35t)	Leonard, T.B. (RB)	14	80	5.7	19	0
44t)	Floyd, Ariz	13	281	21.6	91t	3
44t)	*Patterson, Min.	13	196	15.1	79t	1
44t)	Miller, Sea. (TE)	13	150	11.5	60	2
44t)	Myers, NY-G (TE)	13	91	7.0	12	1
48t)	Givens, St.L	12	238	19.8	47	0
48t)	*Williams, Dal.	12	196	16.3	39	0
48t)	Ginn, Car.	12	158	13.2	35	0
48t)	Boykin, G.B.	12	146	12.2	36	1
48t)	Pettigrew, Det. (TE)	12	131	10.9	31	1
48t)	Burleson, Det.	12	117	9.8	28	0
48t)	*Ertz, Phi. (TE)	12	110	9.2	21	0



NFC INDIVIDUAL STATISTICS

NFC / MOST YARDS FROM SCRIMMAGE

Rank	Player, Team	Total			Rushing			Receiving		
		Yards	Att+Rec	Avg	Yards	Att	Avg	Yards	Rec	Avg
1)	McCoy, Phi. (RB)	2146	366	5.9	1607	314	5.1	539	52	10.4
2)	Forte, Chi. (RB)	1933	363	5.3	1339	289	4.6	594	74	8.0
3)	Lynch, Sea. (RB)	1573	337	4.7	1257	301	4.2	316	36	8.8
4)	Jeffery, Chi. (WR)	1526	105	14.5	105	16	6.6	1421	89	16.0
5)	Bush, Det. (RB)	1512	277	5.5	1006	223	4.5	506	54	9.4
6)	Johnson, Det. (WR)	1492	84	17.8	0	0	---	1492	84	17.8
7)	Murray, Dal. (RB)	1474	270	5.5	1124	217	5.2	350	53	6.6
8)	Peterson, Min. (RB)	1437	308	4.7	1266	279	4.5	171	29	5.9
9)	*Lacy, G.B. (RB)	1435	319	4.5	1178	284	4.1	257	35	7.3
10)	Garcon, Was. (WR)	1365	115	11.9	19	2	9.5	1346	113	11.9
11)	A. Morris, Was. (RB)	1353	285	4.7	1275	276	4.6	78	9	8.7
12)	Jackson, Phi. (WR)	1334	85	15.7	2	3	0.7	1332	82	16.2
13)	Nelson, G.B. (WR)	1314	85	15.5	0	0	---	1314	85	15.5
14)	Marshall, Chi. (WR)	1295	100	13.0	0	0	---	1295	100	13.0
15)	Gore, S.F. (RB)	1269	292	4.3	1128	276	4.1	141	16	8.8
16)	Bryant, Dal. (WR)	1234	94	13.1	1	1	1.0	1233	93	13.3
17)	Jackson, T.B. (WR)	1224	79	15.5	0	1	0.0	1224	78	15.7
18)	J. Graham, N.O. (TE)	1215	86	14.1	0	0	---	1215	86	14.1
19)	Bell, Det. (RB)	1197	219	5.5	650	166	3.9	547	53	10.3
20)	Boldin, S.F. (WR)	1190	87	13.7	11	2	5.5	1179	85	13.9
21)	D. Williams, Car. (RB)	1176	227	5.2	843	201	4.2	333	26	12.8
22)	*Stacy, St.L (RB)	1114	276	4.0	973	250	3.9	141	26	5.4
23)	Douglas, Atl. (WR)	1067	85	12.6	0	0	---	1067	85	12.6
24)	Thomas, N.O. (RB)	1062	224	4.7	549	147	3.7	513	77	6.7
25)	Floyd, Ariz (WR)	1041	65	16.0	0	0	---	1041	65	16.0
26)	*Ellington, Ariz (RB)	1023	157	6.5	652	118	5.5	371	39	9.5
27)	Cruz, NY-G (WR)	998	73	13.7	0	0	---	998	73	13.7
28)	Fitzgerald, Ariz (WR)	962	84	11.5	8	2	4.0	954	82	11.6
29)	Colston, N.O. (WR)	943	75	12.6	0	0	---	943	75	12.6
30)	Tate, Sea. (WR)	929	67	13.9	31	3	10.3	898	64	14.0
31)	Nicks, NY-G (WR)	896	56	16.0	0	0	---	896	56	16.0
32)	Gonzalez, Atl. (TE)	859	83	10.3	0	0	---	859	83	10.3
33)	Cooper, Phi. (WR)	853	47	18.1	18	0	---	835	47	17.8
34)	Witten, Dal. (TE)	851	73	11.7	0	0	---	851	73	11.7
35)	V. Davis, S.F. (TE)	850	52	16.3	0	0	---	850	52	16.3
36)	Sproles, N.O. (RB)	824	124	6.6	220	53	4.2	604	71	8.5
37)	Mendenhall, Ariz (RB)	821	235	3.5	687	217	3.2	134	18	7.4
38)	J. Jones, G.B. (WR)	817	59	13.8	0	0	---	817	59	13.8
39)	Olsen, Car. (TE)	816	73	11.2	0	0	---	816	73	11.2
40)	Jennings, Min. (WR)	804	68	11.8	0	0	---	804	68	11.8
41)	Baldwin, Sea. (WR)	784	52	15.1	6	2	3.0	778	50	15.6
42)	M. Bennett, Chi. (TE)	759	65	11.7	0	0	---	759	65	11.7
43)	S. Smith, Car. (WR)	745	64	11.6	0	0	---	745	64	11.6
44)	*Williams, Dal. (WR)	740	47	15.7	4	3	1.3	736	44	16.7
45)	Jackson, Atl. (RB)	734	190	3.9	543	157	3.5	191	33	5.8
46)	Simpson, Min. (WR)	726	48	15.1	0	0	---	726	48	15.1
47)	White, Atl. (WR)	711	63	11.3	0	0	---	711	63	11.3
48)	Boykin, G.B. (WR)	681	49	13.9	0	0	---	681	49	13.9
49)	Jac. Rodgers, Atl. (RB)	673	148	4.5	332	96	3.5	341	52	6.6
50)	Cook, St.L (TE)	671	51	13.2	0	0	---	671	51	13.2



NFC INDIVIDUAL STATISTICS

NFC / LEADERS IN FIRST DOWNS

Rank	Player, Team	Rush	Rec	Tot
1)	McCoy, Phi. (RB)	79	23	102
2)	Forte, Chi. (RB)	74	23	97
3)	Lynch, Sea. (RB)	68	12	80
4)	Murray, Dal. (RB)	59	18	77
5)	*Lacy, G.B. (RB)	61	12	73
6t)	Marshall, Chi. (WR)	0	70	70
6t)	Peterson, Min. (RB)	59	11	70
8)	Johnson, Det. (WR)	0	69	69
9t)	Bush, Det. (RB)	46	22	68
9t)	Jeffery, Chi. (WR)	6	62	68
11)	Bryant, Dal. (WR)	0	67	67
12)	Bell, Det. (RB)	43	22	65
13)	Boldin, S.F. (WR)	1	62	63
14t)	Garcon, Was. (WR)	1	60	61
14t)	J. Graham, N.O. (TE)	0	61	61
16t)	Gore, S.F. (RB)	55	5	60
16t)	Jackson, Phi. (WR)	0	60	60
16t)	Jackson, T.B. (WR)	0	60	60
16t)	Nelson, G.B. (WR)	0	60	60
20)	A. Morris, Was. (RB)	57	2	59
21)	Gonzalez, Atl. (TE)	0	56	56
22t)	Colston, N.O. (WR)	0	54	54
22t)	*Stacy, St.L (RB)	47	7	54
24)	Thomas, N.O. (RB)	31	21	52
25)	Fitzgerald, Ariz (WR)	0	49	49
26t)	*Ellington, Ariz (RB)	27	21	48
26t)	Floyd, Ariz (WR)	0	48	48
26t)	Mendenhall, Ariz (RB)	43	5	48
29)	Douglas, Atl. (WR)	0	47	47
30t)	Cruz, NY-G (WR)	0	45	45
30t)	Newton, Car. (QB)	45	0	45
30t)	D. Williams, Car. (RB)	35	10	45
33t)	Olsen, Car. (TE)	0	44	44
33t)	S. Smith, Car. (WR)	0	44	44
33t)	Witten, Dal. (TE)	0	44	44
36)	Tate, Sea. (WR)	1	41	42
37)	Tolbert, Car. (RB)	31	10	41
38)	M. Bennett, Chi. (TE)	0	40	40
39)	Nicks, NY-G (WR)	0	38	38
40)	White, Atl. (WR)	0	37	37
41t)	Baldwin, Sea. (WR)	0	36	36
41t)	Jackson, Atl. (RB)	26	10	36
41t)	Jennings, Min. (WR)	0	36	36
44t)	V. Davis, S.F. (TE)	0	35	35
44t)	Simpson, Min. (WR)	0	35	35
44t)	Sproles, N.O. (RB)	11	24	35
47t)	Boykin, G.B. (WR)	0	34	34
47t)	A. Brown, NY-G (RB)	31	3	34
47t)	Cook, St.L (TE)	0	34	34
47t)	Cooper, Phi. (WR)	1	33	34



NFC INDIVIDUAL STATISTICS

NFC / LEADERS IN INTERCEPTIONS

Rank	Player, Team	Int	Yards	Avg	Long	TD
1)	Sherman, Sea.	8	125	15.6	58t	1
2t)	Boykin, Phi.	6	136	22.7	76	1
2t)	Levy, Det.	6	76	12.7	66t	1
2t)	Rolle, NY-G	6	23	3.8	25	0
5t)	David, T.B.	5	87	17.4	32	0
5t)	Brock, S.F.	5	82	16.4	41	1
5t)	Thomas, Sea.	5	9	1.8	11	0
8t)	Lee, Dal.	4	174	43.5	74	1
8t)	Jennings, Chi.	4	111	27.8	48t	2
8t)	Mitchell, Car.	4	63	15.8	38	0
8t)	*Reid, S.F.	4	54	13.5	53	0
8t)	Hall, Was.	4	49	12.3	26t	2
8t)	Dansby, Ariz	4	48	12.0	23t	2
8t)	Lewis, N.O.	4	34	8.5	20	0
8t)	Kuechly, Car.	4	33	8.3	30	0
8t)	Maxwell, Sea.	4	6	1.5	6	0
8t)	Shields, G.B.	4	3	0.8	7	0
18t)	M. Foster, T.B.	3	122	40.7	85t	2
18t)	Chancellor, Sea.	3	78	26.0	32	0
18t)	Tillman, Chi.	3	69	23.0	41	0
18t)	Bowman, Chi.	3	67	22.3	43t	1
18t)	Peterson, Ariz	3	59	19.7	43	0
18t)	Quin, Det.	3	57	19.0	42	0
18t)	Carr, Dal.	3	49	16.3	49t	1
18t)	Conte, Chi.	3	48	16.0	35	0
18t)	Delmas, Det.	3	44	14.7	42	0
18t)	Tandy, T.B.	3	42	14.0	20	0
18t)	Johnson, St.L	3	36	12.0	29	0
18t)	Moore, Atl.	3	36	12.0	19	0
18t)	R. Johnson, Ariz	3	35	11.7	18	0
18t)	*Banks, T.B.	3	33	11.0	18	0
18t)	Kendricks, Phi.	3	25	8.3	18	0
18t)	Greenway, Min.	3	23	7.7	23	0
18t)	Williams, Phi.	3	16	5.3	15	0
18t)	Williams, G.B.	3	10	3.3	10	0
18t)	*Lester, Car.	3	5	1.7	5	0



NFC INDIVIDUAL STATISTICS

NFC / LEADERS IN SACKS

Rank	Player, Team	Sacks
1)	R. Quinn, St.L (DE)	19.0
2)	Hardy, Car. (DE)	15.0
3)	Jordan, N.O. (DE)	12.5
4)	Galette, N.O. (LB)	12.0
5t)	Abraham, Ariz (LB)	11.5
5t)	Allen, Min. (DE)	11.5
7t)	Hatcher, Dal. (DT)	11.0
7t)	Johnson, Car. (DE)	11.0
7t)	Tuck, NY-G (DE)	11.0
10)	Orakpo, Was. (LB)	10.0
11t)	Campbell, Ariz (DE)	9.0
11t)	McCoy, T.B. (DT)	9.0
11t)	Robison, Min. (DE)	9.0
14t)	Bennett, Sea. (DE)	8.5
14t)	Brooks, S.F. (LB)	8.5
14t)	Kerrigan, Was. (LB)	8.5
14t)	C. Long, St.L (DE)	8.5
14t)	A. Smith, S.F. (LB)	8.5
19t)	*Ansah, Det. (DE)	8.0
19t)	Avril, Sea. (DE)	8.0
19t)	Cole, Phi. (LB)	8.0
22t)	Matthews, G.B. (LB)	7.5
22t)	Peppers, Chi. (DE)	7.5
22t)	Umenyiora, Atl. (DE)	7.5
25)	Selvie, Dal. (DE)	7.0
26t)	Daniels, G.B. (DE)	6.5
26t)	Dansby, Ariz (LB)	6.5
26t)	J. Smith, S.F. (DE)	6.5
29t)	Clayborn, T.B. (DE)	6.0
29t)	David, T.B. (LB)	6.0
29t)	Fairley, Det. (DT)	6.0
29t)	Kiwanuka, NY-G (DE)	6.0
29t)	Ware, Dal. (DE)	6.0
34t)	Brockers, St.L (DT)	5.5
34t)	Griffen, Min. (DE)	5.5
34t)	McDonald, Sea. (DT)	5.5
34t)	Suh, Det. (DT)	5.5
38t)	Barwin, Phi. (LB)	5.0
38t)	Bowman, S.F. (LB)	5.0
38t)	Hawk, G.B. (LB)	5.0
38t)	Hayes, St.L (DE)	5.0
38t)	Jenkins, NY-G (DT)	5.0
38t)	Langford, St.L (DT)	5.0
38t)	Neal, G.B. (LB)	5.0
38t)	Peters, Atl. (DT)	5.0
38t)	Wagner, Sea. (LB)	5.0
47t)	Clemons, Sea. (DE)	4.5
47t)	Dockett, Ariz (DE)	4.5
47t)	Hicks, N.O. (DE)	4.5
50t)	Ja. Anderson, Chi. (LB)	4.0
50t)	Curry, Phi. (DE)	4.0
50t)	Davis, Car. (LB)	4.0
50t)	Henderson, Min. (LB)	4.0
50t)	Kendricks, Phi. (LB)	4.0
50t)	Massaquoi, Atl. (DE)	4.0
50t)	McClellin, Chi. (DE)	4.0
50t)	Mitchell, Car. (DB)	4.0
50t)	Perry, G.B. (LB)	4.0
50t)	Ryans, Phi. (LB)	4.0



NFC INDIVIDUAL STATISTICS

NFC / FUMBLE RECOVERIES

Rank	Player, Team	TotRec	OffRec	DefRec
1t)	Stafford, Det.	5	5	0
1t)	Wilson, Sea.	5	4	1
3t)	Kendricks, Phi.	4	0	4
3t)	Romo, Dal.	4	4	0
5t)	Burnett, G.B.	3	0	3
5t)	Cason, Ariz	3	1	2
5t)	*Glennon, T.B.	3	3	0
5t)	Shaughnessy, Ariz	3	0	3
5t)	Wilson, Was.	3	0	3
10t)	*Austin, St.L	2	2	0
10t)	Babineaux, Atl.	2	0	2
10t)	*Barkley, Phi.	2	2	0
10t)	Bell, Det.	2	2	0
10t)	Bowman, S.F.	2	0	2
10t)	Boykin, G.B.	2	2	0
10t)	Brown, S.F.	2	1	1
10t)	Campbell, Ariz	2	0	2
10t)	Diehl, NY-G	2	2	0
10t)	D. Edwards, Car.	2	0	2
10t)	Fairley, Det.	2	0	2
10t)	Galette, N.O.	2	0	2
10t)	*Goodman, Atl.	2	0	2
10t)	Griffin III, Was.	2	2	0
10t)	Harris, Dal.	2	1	1
10t)	Hayes, St.L	2	0	2
10t)	Helu, Was.	2	2	0
10t)	Hester, Chi.	2	2	0
10t)	James, S.F.	2	2	0
10t)	Jeffery, Chi.	2	2	0
10t)	Jenkins, NY-G	2	0	2
10t)	Jordan, N.O.	2	0	2
10t)	Kaepernick, S.F.	2	2	0
10t)	T. Larsen, T.B.	2	2	0
10t)	Laurinaitis, St.L	2	0	2
10t)	C. Long, St.L	2	0	2
10t)	Maragos, Sea.	2	1	1
10t)	McClain, Atl.	2	1	1
10t)	McCown, Chi.	2	2	0
10t)	McDonald, Sea.	2	1	1
10t)	McLeod, St.L	2	0	2
10t)	Moore, Atl.	2	0	2
10t)	Orakpo, Was.	2	0	2
10t)	Painter, NY-G	2	2	0
10t)	Paulsen, Was.	2	2	0
10t)	Peterson, Ariz	2	2	0
10t)	R. Quinn, St.L	2	0	2
10t)	*Reid, S.F.	2	0	2
10t)	Sherels, Min.	2	2	0
10t)	Sherman, Sea.	2	2	0
10t)	Unger, Sea.	2	2	0
10t)	Vick, Phi.	2	2	0
10t)	Wilber, Dal.	2	0	2
10t)	Williams, NY-G	2	0	2
10t)	Williams, G.B.	2	0	2
10t)	Wootton, Chi.	2	0	2
10t)	Young, Det.	2	0	2

NFC / OFFENSIVE FUMBLE RECOVERIES

Rank	Player, Team	Ret	Yards	Avg	Long	TD
1)	Stafford, Det.	5	0	0.0	0	0
2t)	Romo, Dal.	4	0	0.0	0	0
2t)	Wilson, Sea.	4	0	0.0	0	0
4)	*Glennon, T.B.	3	0	0.0	0	0
5t)	Boykin, G.B.	2	15	7.5	15t	1
5t)	*Austin, St.L	2	0	0.0	0	0
5t)	*Barkley, Phi.	2	0	0.0	0	0
5t)	Bell, Det.	2	0	0.0	0	0
5t)	Diehl, NY-G	2	0	0.0	0	0
5t)	Griffin III, Was.	2	0	0.0	0	0
5t)	Helu, Was.	2	0	0.0	0	0
5t)	Hester, Chi.	2	0	0.0	0	0
5t)	James, S.F.	2	0	0.0	0	0
5t)	Jeffery, Chi.	2	0	0.0	0	0
5t)	Kaepernick, S.F.	2	0	0.0	0	0
5t)	T. Larsen, T.B.	2	0	0.0	0	0
5t)	McCown, Chi.	2	0	0.0	0	0
5t)	Painter, NY-G	2	0	0.0	0	0
5t)	Paulsen, Was.	2	0	0.0	0	0
5t)	Peterson, Ariz	2	0	0.0	0	0
5t)	Sherels, Min.	2	0	0.0	0	0
5t)	Sherman, Sea.	2	0	0.0	0	0
5t)	Unger, Sea.	2	0	0.0	0	0
5t)	Vick, Phi.	2	0	0.0	0	0



NFC INDIVIDUAL STATISTICS

NFC / DEFENSIVE FUMBLE RECOVERIES

Rank	Player, Team	Ret	Yards	Avg	Long	TD
1)	Kendricks, Phi.	4	6	1.5	6	0
2t)	Burnett, G.B.	3	12	4.0	8	1
2t)	Shaughnessy, Ariz	3	6	2.0	6t	1
2t)	Wilson, Was.	3	1	0.3	1	0
5t)	C. Long, St.L	2	45	22.5	45t	1
5t)	Cason, Ariz	2	43	21.5	43	0
5t)	Laurinaitis, St.L	2	43	21.5	43	0
5t)	R. Quinn, St.L	2	33	16.5	31t	1
5t)	Galette, N.O.	2	13	6.5	10	0
5t)	*Goodman, Atl.	2	13	6.5	13	0
5t)	Jordan, N.O.	2	11	5.5	11	0
5t)	McLeod, St.L	2	9	4.5	9	0
5t)	Babineaux, Atl.	2	8	4.0	8	0
5t)	Williams, NY-G	2	5	2.5	5	0
5t)	Fairley, Det.	2	4	2.0	4t	1
5t)	Campbell, Ariz	2	2	1.0	2	0
5t)	Wilber, Dal.	2	1	0.5	1	0
5t)	Wootton, Chi.	2	1	0.5	1	0
5t)	Bowman, S.F.	2	0	0.0	0	0
5t)	D. Edwards, Car.	2	0	0.0	0	0
5t)	Hayes, St.L	2	0	0.0	0	0
5t)	Jenkins, NY-G	2	0	0.0	0	0
5t)	Moore, Atl.	2	0	0.0	0	0
5t)	Orakpo, Was.	2	0	0.0	0	0
5t)	*Reid, S.F.	2	0	0.0	0	0
5t)	Williams, G.B.	2	0	0.0	0	0
5t)	Young, Det.	2	0	0.0	0	0



NFC INDIVIDUAL STATISTICS

NFC / LEADING PUNTERS

Rank	Player, Team	No	Yards	Lg	Avg	TB	Blk	Dwn	OB	Opp Ret	In	Net
1)	Lee, S.F.	79	3804	62	48.2	9	0	8	3	38	330	27 41.7
2)	Nortman, Car.	70	3344	72	47.8	5	0	10	6	36	335	25 41.6
3)	*Martin, Det.	72	3399	72	47.2	10	1	7	5	32	250	22 40.4
4)	Weatherford, NY-G	91	4271	68	46.9	7	0	7	12	48	655	25 38.2
5)	Morstead, N.O.	61	2859	61	46.9	5	0	7	13	24	180	25 42.3
6)	Bosher, Atl.	68	3166	63	46.6	2	2	9	1	33	251	26 41.1
7)	Hekker, St.L	78	3609	64	46.3	4	0	10	11	30	79	19 44.2
8)	Zastudil, Ariz	78	3566	60	45.7	6	0	13	3	36	321	35 40.1
9)	C. Jones, Dal.	77	3467	62	45.0	6	0	5	2	37	339	30 39.1
10)	Jones, Phi.	82	3681	70	44.9	5	1	18	9	28	223	33 40.5
11)	Masthay, G.B.	64	2854	62	44.6	5	0	11	9	20	261	22 39.0
12)	*Locke, Min.	75	3316	65	44.2	3	0	14	2	36	318	23 39.2
13)	Koenen, T.B.	87	3846	62	44.2	6	0	12	14	35	393	19 38.3
14)	Ryan, Sea.	74	3159	69	42.7	5	2	16	2	21	82	28 39.2
15)	Rocca, Was.	84	3526	63	42.0	0	1	9	18	39	655	26 33.8
16)	Podlesh, Chi.	68	2763	65	40.6	2	1	15	11	15	111	27 37.9

NFC / LEADING PUNTERS, NET AVERAGE

Rank	Player, Team	No	Yards	Lg	Avg	TB	Blk	Dwn	OB	Opp Ret	In	Net
1)	Hekker, St.L	78	3609	64	46.3	4	0	10	11	30	79	19 44.2
2)	Morstead, N.O.	61	2859	61	46.9	5	0	7	13	24	180	25 42.3
3)	Lee, S.F.	79	3804	62	48.2	9	0	8	3	38	330	27 41.7
4)	Nortman, Car.	70	3344	72	47.8	5	0	10	6	36	335	25 41.6
5)	Bosher, Atl.	68	3166	63	46.6	2	2	9	1	33	251	26 41.1
6)	Jones, Phi.	82	3681	70	44.9	5	1	18	9	28	223	33 40.5
7)	*Martin, Det.	72	3399	72	47.2	10	1	7	5	32	250	22 40.4
8)	Zastudil, Ariz	78	3566	60	45.7	6	0	13	3	36	321	35 40.1
9)	*Locke, Min.	75	3316	65	44.2	3	0	14	2	36	318	23 39.2
10)	Ryan, Sea.	74	3159	69	42.7	5	2	16	2	21	82	28 39.2
11)	C. Jones, Dal.	77	3467	62	45.0	6	0	5	2	37	339	30 39.1
12)	Masthay, G.B.	64	2854	62	44.6	5	0	11	9	20	261	22 39.0
13)	Koenen, T.B.	87	3846	62	44.2	6	0	12	14	35	393	19 38.3
14)	Weatherford, NY-G	91	4271	68	46.9	7	0	7	12	48	655	25 38.2
15)	Podlesh, Chi.	68	2763	65	40.6	2	1	15	11	15	111	27 37.9
16)	Rocca, Was.	84	3526	63	42.0	0	1	9	18	39	655	26 33.8

NFC / TOUCHBACKS ON KICKOFFS

Rank	Player, Team	TB
1)	Gano, Car.	63
2t)	Bailey, Dal.	52
2t)	Morstead, N.O.	52
2t)	Zuerlein, St.L	52
5)	Bosher, Atl.	50
6)	Hauschka, Sea.	48
7)	Walsh, Min.	43
8)	Koenen, T.B.	41
9t)	Dawson, S.F.	38
9t)	Gould, Chi.	38
9t)	*Martin, Det.	38
12)	Henery, Phi.	37
13)	J. Brown, NY-G	34
14)	Feely, Ariz	33
15)	Masthay, G.B.	17
16)	Forbath, Was.	14
17)	Crosby, G.B.	13
18)	Potter, Was.	8
19)	Akers, Det.	7
20t)	*Locke, Min.	1
20t)	Weatherford, NY-G	1



NFC INDIVIDUAL STATISTICS

NFC / PUNT RETURN LEADERS

Rank	Player, Team	Ret	FC	Yards	Avg	Long	TD
1)	Sherels, Min.	22	27	335	15.2	86t	1
2)	Harris, Dal.	20	10	256	12.8	86t	1
3)	*Hyde, G.B.	24	14	296	12.3	93t	1
4)	Ginn, Car.	26	26	316	12.2	41	0
5)	Tate, Sea.	51	14	585	11.5	71	0
6t)	James, S.F.	23	12	251	10.9	40	0
6t)	Page, T.B.	23	20	251	10.9	52	0
8)	Spurlock, Det.-Dal.-Det.	23	12	207	9.0	62	0
9)	*Austin, St.L	33	11	280	8.5	98t	1
10)	Randle, NY-G	29	24	237	8.2	32	0
11)	Sproles, N.O.	29	21	194	6.7	28	0
12)	Peterson, Ariz	33	22	198	6.0	22	0

NFC / KICKOFF RETURN LEADERS

Rank	Player, Team	Ret	Yards	Avg	Long	TD
1)	*Patterson, Min.	43	1393	32.4	109t	2
2)	Harris, Dal.	28	857	30.6	90	0
3)	Hester, Chi.	52	1442	27.7	80	0
4)	Page, T.B.	22	548	24.9	44	0
5)	Ross, G.B.-Det.	21	514	24.5	98t	1
6)	*Hyde, G.B.	22	531	24.1	70	0
7)	Ginn, Car.	25	595	23.8	38	0
8)	Jac. Rodgers, Atl.	25	575	23.0	34	0
9)	*Cox, NY-G	20	436	21.8	56	0
10)	Arenas, Ariz	23	493	21.4	46	0
11)	Paul, Was.	20	411	20.6	39	0



NFL INDIVIDUAL STATISTICS

NFL / LEADING SCORERS, KICKERS

Rank	Player, Team	PAT	FG	Pct	Long	Pts
1)	Gostkowski, N.E.	44/44	38/41	.927	54	158
2)	Prater, Den.	75/75	25/26	.962	64	150
3)	Novak, S.D.	42/42	34/37	.919	50	144
4)	Hauschka, Sea.	44/44	33/35	.943	53	143
5)	Crosby, G.B.	42/42	33/37	.892	57	141
6t)	Dawson, S.F.	44/44	32/36	.889	56	140
6t)	Tucker, Bal.	26/26	38/41	.927	61	140
8)	Vinatieri, Ind.	34/34	35/40	.875	52	139
9t)	Bailey, Dal.	47/47	28/30	.933	53	131
9t)	Carpenter, Buf.	32/32	33/36	.917	55	131
11)	Suisham, Pit.	39/39	30/32	.938	48	129
12)	Feely, Ariz	37/37	30/36	.833	52	127
13)	Folk, NY-J	27/27	33/36	.917	54	126
14)	Gould, Chi.	45/46	26/29	.897	58	123
15)	Walsh, Min.	43/44	26/30	.867	54	121
16)	Succop, K.C.	52/52	22/28	.786	51	118
17)	Bironas, Ten.	41/41	25/29	.862	55	116
18t)	Gano, Car.	42/42	24/27	.889	55	114
18t)	Henery, Phi.	45/45	23/28	.821	51	114
20)	Zuerlein, St.L	34/34	26/28	.929	54	112
21t)	Bryant, Atl.	39/39	24/27	.889	53	111
21t)	*Sturgis, Mia.	33/33	26/34	.765	54	111
23)	Hartley, N.O.	41/41	22/30	.733	55	107
24)	Nugent, Cin.	52/53	18/22	.818	54	106
25)	Bullock, Hou.	26/26	26/35	.743	51	104
26t)	J. Brown, NY-G	31/31	23/26	.885	52	100
26t)	Janikowski, Oak.	37/37	21/30	.700	53	100
26t)	Lindell, T.B.	31/31	23/29	.793	54	100
29)	Akers, Det.	42/43	19/24	.792	53	99
30)	Cundiff, Cle.	32/32	21/26	.808	51	95
31)	Scobee, Jac.	22/23	23/25	.920	55	91
32)	Forbath, Was.	26/26	18/22	.818	50	80
33)	Potter, Was.	7/ 7	3/ 4	.750	43	16
34)	S. Graham, Pit.-N.O.	7/ 7	2/ 2	1.000	40	13
35)	Lanning, Cle.	1/ 1	0/ 0	---	--	1

NFL / LEADING SCORERS, NONKICKERS

Rank	Player, Team	TD	Rush	Rec	Ret	X2	Pts
1)	Charles, K.C. (RB)	19	12	7	0	0	114
2)	J. Graham, N.O. (TE)	16	0	16	0	0	96
3t)	Lynch, Sea. (RB)	14	12	2	0	0	84
3t)	D. Thomas, Den. (WR)	14	0	14	0	0	84
5t)	Bryant, Dal. (WR)	13	0	13	0	0	78
5t)	V. Davis, S.F. (TE)	13	0	13	0	0	78
5t)	Moreno, Den. (RB)	13	10	3	0	0	78
8)	Marshall, Chi. (WR)	12	0	12	0	2	76
9)	Forte, Chi. (RB)	12	9	3	0	1	74
10t)	Johnson, Det. (WR)	12	0	12	0	0	72
10t)	J. Thomas, Den. (TE)	12	0	12	0	0	72
12t)	Decker, Den. (WR)	11	0	11	0	0	66
12t)	Green, Cin. (WR)	11	0	11	0	0	66
12t)	*Lacy, G.B. (RB)	11	11	0	0	0	66
12t)	McCoy, Phi. (RB)	11	9	2	0	0	66
12t)	Peterson, Min. (RB)	11	10	1	0	0	66
17t)	Cotchery, Pit. (WR)	10	0	10	0	0	60
17t)	Fitzgerald, Ariz (WR)	10	0	10	0	0	60
17t)	Jackson, Buf. (RB)	10	9	1	0	0	60
17t)	C. Johnson, Ten. (RB)	10	6	4	0	0	60
17t)	M. Jones, Cin. (WR)	10	0	10	0	0	60
17t)	Murray, Dal. (RB)	10	9	1	0	0	60
17t)	Welker, Den. (WR)	10	0	10	0	0	60
24t)	A. Brown, Pit. (WR)	9	0	8	1	0	54
24t)	Gordon, Cle. (WR)	9	0	9	0	0	54
24t)	Gore, S.F. (RB)	9	9	0	0	0	54
24t)	Jackson, Phi. (WR)	9	0	9	0	0	54
24t)	*Patterson, Min. (WR)	9	3	4	2	0	54
29)	Cooper, Phi. (WR)	8	0	8	0	2	52
30t)	Bell, Det. (RB)	8	8	0	0	1	50
30t)	Gonzalez, Atl. (TE)	8	0	8	0	1	50
30t)	Mendenhall, Ariz (RB)	8	8	0	0	1	50
33t)	*Allen, S.D. (WR)	8	0	8	0	0	48
33t)	*Bell, Pit. (RB)	8	8	0	0	0	48
33t)	*Bernard, Cin. (RB)	8	5	3	0	0	48
33t)	D. Brown, Ind. (RB)	8	6	2	0	0	48
33t)	Nelson, G.B. (WR)	8	0	8	0	0	48
33t)	Royal, S.D. (WR)	8	0	8	0	0	48
33t)	*Stacy, St.L (RB)	8	7	1	0	0	48
33t)	Witten, Dal. (TE)	8	0	8	0	0	48
33t)	Woodhead, S.D. (RB)	8	2	6	0	0	48
42t)	*M. Brown, Bal. (WR)	7	0	7	0	1	44
42t)	*Fauria, Det. (TE)	7	0	7	0	1	44
42t)	Jeffery, Chi. (WR)	7	0	7	0	1	44
45t)	Blount, N.E. (RB)	7	7	0	0	0	42
45t)	Boldin, S.F. (WR)	7	0	7	0	0	42
45t)	Bush, Det. (RB)	7	4	3	0	0	42
45t)	Cameron, Cle. (TE)	7	0	7	0	0	42
45t)	Clay, Mia. (TE)	7	1	6	0	0	42
45t)	Green-Ellis, Cin. (RB)	7	7	0	0	0	42
45t)	Jackson, Atl. (RB)	7	6	1	0	0	42
45t)	Jackson, T.B. (WR)	7	0	7	0	0	42
45t)	Mathews, S.D. (RB)	7	6	1	0	0	42
45t)	A. Morris, Was. (RB)	7	7	0	0	0	42
45t)	Ridley, N.E. (RB)	7	7	0	0	0	42
45t)	Tolbert, Car. (RB)	7	5	2	0	0	42



NFL INDIVIDUAL STATISTICS

NFL / LEADING PASSERS

Player, Team	Pct			Avg		Pct			Pct Rating		
	Att	Comp	Yds	Gain	TD	TD	Long	Int	Int	Points	
Foles, Phi.	317	203	64.0	2891	9.12	27	8.5	63t	2	0.6	119.2
Manning, Den.	659	450	68.3	5477	8.31	55	8.3	78t	10	1.5	115.1
McCown, Chi.	224	149	66.5	1829	8.17	13	5.8	80t	1	0.4	109.0
Rivers, S.D.	544	378	69.5	4478	8.23	32	5.9	60t	11	2.0	105.5
Rodgers, G.B.	290	193	66.6	2536	8.74	17	5.9	83t	6	2.1	104.9
Brees, N.O.	650	446	68.6	5162	7.94	39	6.0	76t	12	1.8	104.7
Wilson, Sea.	407	257	63.1	3357	8.25	26	6.4	80t	9	2.2	101.2
Romo, Dal.	535	342	63.9	3828	7.16	31	5.8	82t	10	1.9	96.7
Roethlisberger, Pit.	584	375	64.2	4261	7.30	28	4.8	67	14	2.4	92.0
Kaepernick, S.F.	416	243	58.4	3197	7.69	21	5.0	64t	8	1.9	91.6
Bradford, St.L	262	159	60.7	1687	6.44	14	5.3	73	4	1.5	90.9
Ryan, Atl.	651	439	67.4	4515	6.94	26	4.0	81t	17	2.6	89.6
Cutler, Chi.	355	224	63.1	2621	7.38	19	5.4	67	12	3.4	89.2
A. Smith, K.C.	508	308	60.6	3313	6.52	23	4.5	71t	7	1.4	89.1
Dalton, Cin.	586	363	61.9	4296	7.33	33	5.6	82t	20	3.4	88.8
Newton, Car.	473	292	61.7	3379	7.14	24	5.1	79t	13	2.7	88.8
Brady, N.E.	628	380	60.5	4343	6.92	25	4.0	81t	11	1.8	87.3
Luck, Ind.	570	343	60.2	3822	6.71	23	4.0	73t	9	1.6	87.0
Stafford, Det.	634	371	58.5	4650	7.33	29	4.6	87	19	3.0	84.2
Palmer, Ariz	572	362	63.3	4274	7.47	24	4.2	91t	22	3.8	83.9
*Glennon, T.B.	416	247	59.4	2608	6.27	19	4.6	85t	9	2.2	83.9
Griffin III, Was.	456	274	60.1	3203	7.02	16	3.5	62t	12	2.6	82.2
Fitzpatrick, Ten.	350	217	62.0	2454	7.01	14	4.0	77t	12	3.4	82.0
Tannehill, Mia.	588	355	60.4	3913	6.65	24	4.1	67	17	2.9	81.7
Cassel, Min.	254	153	60.2	1807	7.11	11	4.3	79t	9	3.5	81.6
Clemens, St.L	242	142	58.7	1673	6.91	8	3.3	81t	7	2.9	78.8
Keenum, Hou.	253	137	54.2	1760	6.96	9	3.6	66	6	2.4	78.2
Ponder, Min.	239	152	63.6	1648	6.90	7	2.9	47	9	3.8	77.9
*Manuel, BuF.	306	180	58.8	1972	6.44	11	3.6	45	9	2.9	77.7
Campbell, Cle.	317	180	56.8	2015	6.36	11	3.5	80t	8	2.5	76.9
Henne, Jac.	503	305	60.6	3241	6.44	13	2.6	62t	14	2.8	76.5
Flacco, Bal.	614	362	59.0	3912	6.37	19	3.1	74	22	3.6	73.1
Schaub, Hou.	358	219	61.2	2310	6.45	10	2.8	46	14	3.9	73.0
Weeden, Cle.	267	141	52.8	1731	6.48	9	3.4	95t	9	3.4	70.3
Manning, NY-G	551	317	57.5	3818	6.93	18	3.3	70t	27	4.9	69.4
Pryor, Oak.	272	156	57.4	1798	6.61	7	2.6	73t	11	4.0	69.1
*Smith, NY-J	443	247	55.8	3046	6.88	12	2.7	69t	21	4.7	66.5

NFL / LEADING PASSERS, RANKS

Player, Team	Pct			Avg		Pct			Pct Rating	
	Att	Comp	Yds	Gain	TD	TD	Long	Int	Int	Points
Foles, Phi.	26t	26	8	22	1	8	1	2	2	1
Manning, Den.	1	1	3	1	3	1	2	17t	4	2
McCown, Chi.	37	34	6	30	6	26t	7	1	1	3
Rivers, S.D.	13	5	1	5	5	4	5	19t	11	4
Rodgers, G.B.	29	27	5	25	2	22	6	4t	12	5
Brees, N.O.	3	2	2	2	7	2	4	22t	8	6
Wilson, Sea.	22	19	12	16	4	9t	3	10t	14	7
Romo, Dal.	14	13	9	12	14	5	8	17t	9	8
Roethlisberger, Pit.	9	6	7	9	13	7	14	27t	16	9
Kaepernick, S.F.	20t	22	31	20	8	17	13	8t	10	10
Bradford, St.L	32	30	18	35	34	24t	11	3	5	11
Ryan, Atl.	2	3	4	4	20	9t	23	30t	18	12
Cutler, Chi.	24	23	13	23	10	18t	10	22t	27	13
A. Smith, K.C.	15	15	20	17	29	15t	17	6t	3	14
Dalton, Cin.	8	8	15	7	12	3	9	33	28	15
Newton, Car.	17	17	16	15	15	12t	12	26	20	16
Brady, N.E.	5	4	21	6	22	11	24	19t	7	17
Luck, Ind.	11	12	24	13	26	15t	21	10t	6	18
Stafford, Det.	4	7	30	3	11	6	15	32	25	19
Palmer, Ariz	10	9t	11	8	9	12t	19	35t	33	20
*Glennon, T.B.	20t	20t	26	24	37	18t	16	10t	13	21
Griffin III, Was.	18	18	25	19	17	23	27	22t	19	22
Fitzpatrick, Ten.	25	25	14	26	18	24t	22	22t	29	23
Tannehill, Mia.	7	11	22	10	27	12t	20	30t	22	24
Cassel, Min.	33	32	23	31	16	29t	18	10t	30	25
Clemens, St.L	35	35	29	36	23	35t	30	6t	23	26
Keenum, Hou.	34	37	36	33	19	33t	26	4t	15	27
Ponder, Min.	36	33	10	37	24	39t	33	10t	32	28
*Manuel, BuF.	28	28t	28	29	32	29t	25	10t	24	29
Campbell, Cle.	26t	28t	34	28	36	29t	28	8t	17	30
Henne, Jac.	16	16	19	18	33	26t	36	27t	21	31
Flacco, Bal.	6	9t	27	11	35	18t	32	35t	31	32
Schaub, Hou.	23	24	17	27	31	32	34	27t	34	33
Weeden, Cle.	31	36	37	34	30	33t	29	10t	26	34
Manning, NY-G	12	14	32	14	21	21	31	37	37	35
Pryor, Oak.	30	31	33	32	28	39t	37	19t	35	36
*Smith, NY-J	19	20t	35	21	25	28	35	34	36	37



NFL INDIVIDUAL STATISTICS

NFL / FOURTH-QUARTER PASSING LEADERS

Rank	Player, Team	Att	Comp	Comp%	Yards	YPA	TD	TD%	Int	Int%	Rating
1)	Foles, Phi.	45	26	57.8	438	9.73	5	11.1	0	0.0	127.8
2)	Flynn, Oak.-Buf.-G.B.	56	40	71.4	494	8.82	4	7.1	0	0.0	122.2
3)	Rodgers, G.B.	65	46	70.8	686	10.55	3	4.6	1	1.5	114.0
4)	McCown, Chi.	57	42	73.7	459	8.05	4	7.0	1	1.8	113.1
5)	Manning, Den.	138	91	65.9	1225	8.88	14	10.1	5	3.6	112.7
6)	Locker, Ten.	58	36	62.1	505	8.71	4	6.9	1	1.7	105.9
7)	Romo, Dal.	135	94	69.6	1074	7.96	10	7.4	4	3.0	105.6
8)	Cutler, Chi.	95	63	66.3	715	7.53	9	9.5	4	4.2	102.7
9)	Rivers, S.D.	141	90	63.8	1163	8.25	8	5.7	4	2.8	96.7
10)	Bradford, St.L	88	56	63.6	471	5.35	5	5.7	0	0.0	96.4
11)	Dalton, Cin.	109	70	64.2	872	8.00	7	6.4	4	3.7	95.0
12)	Brees, N.O.	154	94	61.0	1151	7.47	7	4.5	2	1.3	93.8
13)	Wilson, Sea.	73	45	61.6	635	8.70	7	9.6	5	6.8	93.1
14)	Cassel, Min.	95	60	63.2	700	7.37	7	7.4	4	4.2	92.4
15)	Palmer, Ariz	156	101	64.7	1078	6.91	7	4.5	3	1.9	91.8
16)	Newton, Car.	95	57	60.0	591	6.22	6	6.3	2	2.1	90.3
17)	Luck, Ind.	107	67	62.6	764	7.14	5	4.7	3	2.8	87.9
18)	Griffin III, Was.	144	84	58.3	1053	7.31	7	4.9	4	2.8	85.8
19)	Brady, N.E.	191	112	58.6	1360	7.12	9	4.7	5	2.6	85.4
20)	Lewis, Buf.	50	29	58.0	325	6.50	2	4.0	1	2.0	82.5
21)	Fitzpatrick, Ten.	125	74	59.2	852	6.82	7	5.6	5	4.0	81.8
22)	Stafford, Det.	169	92	54.4	1262	7.47	9	5.3	6	3.6	81.5
23)	Roethlisberger, Pit.	190	114	60.0	1298	6.83	8	4.2	6	3.2	81.4
24)	Clemens, St.L	85	51	60.0	545	6.41	3	3.5	2	2.4	80.8
25)	A. Smith, K.C.	117	68	58.1	673	5.75	4	3.4	2	1.7	78.8
26)	*Manuel, Buf.	87	51	58.6	520	5.98	4	4.6	3	3.4	76.8
27)	Flacco, Bal.	172	106	61.6	1094	6.36	8	4.7	8	4.7	76.1
28)	Ryan, Atl.	223	142	63.7	1458	6.54	7	3.1	10	4.5	74.2
29)	Campbell, Cle.	103	56	54.4	627	6.09	3	2.9	3	2.9	70.3
30)	Henne, Jac.	180	112	62.2	1185	6.58	5	2.8	9	5.0	69.8
31)	Weeden, Cle.	111	51	45.9	713	6.42	3	2.7	2	1.8	68.6
32)	Pryor, Oak.	84	50	59.5	548	6.52	3	3.6	5	6.0	66.0
33)	*Glennon, T.B.	117	63	53.8	562	4.80	3	2.6	3	2.6	64.8
34)	*Smith, NY-J	111	63	56.8	709	6.39	5	4.5	7	6.3	64.7
35)	Tannehill, Mia.	155	87	56.1	874	5.64	5	3.2	7	4.5	64.3
36)	Keenum, Hou.	67	31	46.3	393	5.87	1	1.5	1	1.5	63.8
37)	*McGloin, Oak.	74	38	51.4	441	5.96	2	2.7	3	4.1	61.8
38)	Kaepernick, S.F.	83	43	51.8	556	6.70	2	2.4	4	4.8	61.1
39)	Schaub, Hou.	111	64	57.7	656	5.91	1	0.9	6	5.4	55.2
40)	Freeman, T.B.-Min.	55	20	36.4	277	5.04	0	0.0	0	0.0	53.4
41)	Manning, NY-G	149	79	53.0	882	5.92	5	3.4	12	8.1	48.6
42)	Cousins, Was.	71	35	49.3	322	4.54	1	1.4	4	5.6	43.3
43)	Ponder, Min.	62	35	56.5	294	4.74	0	0.0	4	6.5	42.0

NFL / THIRD-DOWN PASSING LEADERS

Rank	Player, Team	Att	Comp	Comp%	Yards	YPA	TD	TD%	Int	Int%	Rating
1)	Clemens, St.L	81	50	61.7	709	8.75	5	6.2	0	0.0	110.6
2)	Kaepernick, S.F.	123	78	63.4	1098	8.93	7	5.7	2	1.6	104.3
3)	Rivers, S.D.	156	101	64.7	1368	8.77	9	5.8	3	1.9	103.8
4)	Fitzpatrick, Ten.	97	59	60.8	818	8.43	7	7.2	2	2.1	103.4
5)	Brees, N.O.	164	106	64.6	1417	8.64	13	7.9	6	3.7	103.1
6)	Cutler, Chi.	99	60	60.6	769	7.77	9	9.1	3	3.0	102.6
7)	Manning, Den.	157	95	60.5	1139	7.25	14	8.9	4	2.5	101.8
8)	A. Smith, K.C.	135	80	59.3	1011	7.49	9	6.7	2	1.5	98.7
9)	Ryan, Atl.	167	106	63.5	1343	8.04	8	4.8	4	2.4	94.5
10)	Roethlisberger, Pit.	146	89	61.0	995	6.82	8	5.5	3	2.1	91.0
11)	Wilson, Sea.	132	78	59.1	985	7.46	8	6.1	4	3.0	90.0
12)	Newton, Car.	112	69	61.6	893	7.97	6	5.4	4	3.6	89.6
13)	Rodgers, G.B.	81	49	60.5	693	8.56	4	4.9	3	3.7	89.2
14)	Griffin III, Was.	133	80	60.2	857	6.44	7	5.3	3	2.3	87.2
15)	Henne, Jac.	136	83	61.0	832	6.12	5	3.7	2	1.5	84.6
16)	Brady, N.E.	161	96	59.6	990	6.15	8	5.0	4	2.5	83.6
17)	Stafford, Det.	185	104	56.2	1401	7.57	11	5.9	8	4.3	82.3
18)	Dalton, Cin.	157	93	59.2	1151	7.33	7	4.5	6	3.8	80.9
19)	Luck, Ind.	145	75	51.7	898	6.19	6	4.1	2	1.4	79.0
20)	*Smith, NY-J	142	80	56.3	1076	7.58	5	3.5	5	3.5	77.7
21)	Palmer, Ariz	163	94	57.7	1233	7.56	9	5.5	9	5.5	77.1
22)	Romo, Dal.	126	64	50.8	735	5.83	8	6.3	4	3.2	76.7
23)	*Glennon, T.B.	125	71	56.8	693	5.54	4	3.2	2	1.6	76.5
24)	Tannehill, Mia.	164	97	59.1	993	6.05	9	5.5	8	4.9	74.6
25)	Schaub, Hou.	94	55	58.5	575	6.12	4	4.3	5	5.3	68.4
26)	Manning, NY-G	156	90	57.7	1059	6.79	4	2.6	7	4.5	68.3
27)	Pryor, Oak.	89	48	53.9	685	7.70	2	2.2	5	5.6	63.2
28)	*Manuel, Buf.	99	47	47.5	510	5.15	2	2.0	2	2.0	61.4
29)	Flacco, Bal.	189	101	53.4	1227	6.49	4	2.1	10	5.3	58.7



NFL INDIVIDUAL STATISTICS

NFL / LEADING RUSHERS

Rank	Player, Team	Att	Yards	Avg	Long	TD
1)	McCoy, Phi.	314	1607	5.1	57t	9
2)	Forte, Chi.	289	1339	4.6	55	9
3)	Charles, K.C.	259	1287	5.0	46	12
4)	A. Morris, Was.	276	1275	4.6	45t	7
5)	Peterson, Min.	279	1266	4.5	78t	10
6)	Lynch, Sea.	301	1257	4.2	43	12
7)	Mathews, S.D.	285	1255	4.4	51	6
8)	*Lacy, G.B.	284	1178	4.1	60	11
9)	Gore, S.F.	276	1128	4.1	51	9
10)	Murray, Dal.	217	1124	5.2	43	9
11)	C. Johnson, Ten.	279	1077	3.9	30t	6
12)	Moreno, Den.	241	1038	4.3	31	10
13)	Bush, Det.	223	1006	4.5	39	4
14)	*Stacy, St.L	250	973	3.9	40t	7
15)	Spiller, Buf.	201	927	4.6	77	2
16)	Jackson, Buf.	207	896	4.3	59	9
17)	*Bell, Pit.	244	860	3.5	43	8
18)	D. Williams, Car.	201	843	4.2	43t	3
19)	Ivory, NY-J	182	833	4.6	69	3
20)	Jones-Drew, Jac.	234	803	3.4	48	5
21)	Ridley, N.E.	178	773	4.3	29	7
22)	Blount, N.E.	153	772	5.0	47t	7
23)	Tate, Hou.	181	771	4.3	60	4
24)	Green-Ellis, Cin.	220	756	3.4	25	7
25)	Jennings, Oak.	163	733	4.5	80t	6
26)	L. Miller, Mia.	177	709	4.0	49	2
27)	Powell, NY-J	176	697	4.0	39	1
28)	*Bernard, Cin.	170	695	4.1	35t	5
29)	Mendenhall, Ariz	217	687	3.2	28	8
30)	Rice, Bal.	214	660	3.1	47	4
31)	*Ellington, Ariz	118	652	5.5	80t	3
32)	Bell, Det.	166	650	3.9	20	8
33)	Newton, Car. (QB)	111	585	5.3	56	6
34)	Pryor, Oak. (QB)	83	576	6.9	93t	2
35)	Rainey, Cle.-T.B.	150	566	3.8	80t	5
36)	Richardson, Cle.-Ind.	188	563	3.0	22	3
37)	*Ball, Den.	120	559	4.7	45	4
38)	Thomas, N.O.	147	549	3.7	18	2
39)	Jackson, Atl.	157	543	3.5	50	6
40)	Foster, Hou.	121	542	4.5	23	1
41)	Wilson, Sea. (QB)	96	539	5.6	27	1
42)	D. Brown, Ind.	102	537	5.3	51t	6
43)	Kaepernick, S.F. (QB)	92	524	5.7	28	4
44)	Starks, G.B.	89	493	5.5	41	3
45)	A. Brown, NY-G	139	492	3.5	23t	3
46)	Griffin III, Was. (QB)	86	489	5.7	26	0
47)	Martin, T.B.	127	456	3.6	28	1
48)	Pierce, Bal.	152	436	2.9	28	2
49)	A. Smith, K.C. (QB)	76	431	5.7	26	1
50)	Woodhead, S.D.	106	429	4.0	14	2

NFL / THIRD-AND-ONE RUSHING LEADERS

Rank	Player, Team	Att	FD	Pct
1t)	Collins, N.O.	7	7	100.0
1t)	McClain, S.D.	7	7	100.0
1t)	Helu, Was.	5	5	100.0
1t)	A. Morris, Was.	5	5	100.0
1t)	R. Brown, S.D.	4	4	100.0
1t)	Jennings, Oak.	4	4	100.0
1t)	Keenum, Hou.	4	4	100.0
1t)	Luck, Ind.	4	4	100.0
1t)	*Manuel, Buf.	4	4	100.0
1t)	Starks, G.B.	4	4	100.0
11)	Newton, Car.	11	10	90.9
12)	McGahee, Cle.	10	9	90.0
13)	Dwyer, Pit.	7	6	85.7
14)	Peterson, Min.	12	10	83.3
15)	Ivory, NY-J	11	9	81.8
16t)	Mathews, S.D.	10	8	80.0
16t)	Blount, N.E.	5	4	80.0
16t)	Foster, Hou.	5	4	80.0
16t)	Ogbonnaya, Cle.	5	4	80.0
16t)	Young, Was.	5	4	80.0
21)	McCoy, Phi.	13	10	76.9
22)	Murray, Dal.	8	6	75.0
23)	Jackson, Buf.	15	11	73.3
24)	Bell, Det.	11	8	72.7
25t)	Jackson, Atl.	12	8	66.7
25t)	*Bell, Pit.	9	6	66.7
25t)	*Lacy, G.B.	9	6	66.7
25t)	Richardson, Cle.-Ind.	9	6	66.7
25t)	Tolbert, Car.	9	6	66.7
25t)	Pierce, Bal.	6	4	66.7
25t)	*Stacy, St.L	6	4	66.7
32)	Green-Ellis, Cin.	11	7	63.6
33t)	Rice, Bal.	8	5	62.5
33t)	Thomas, N.O.	8	5	62.5
35t)	Mendenhall, Ariz	7	4	57.1
35t)	Moreno, Den.	7	4	57.1
37t)	Gore, S.F.	9	5	55.6
37t)	Powell, NY-J	9	5	55.6
39t)	Jones-Drew, Jac.	10	5	50.0
39t)	Tate, Hou.	10	5	50.0
39t)	Charles, K.C.	8	4	50.0
39t)	Lynch, Sea.	8	4	50.0



NFL INDIVIDUAL STATISTICS

NFL / LEADERS IN RECEPTIONS

Rank	Player, Team	Rec	Yards	Avg	Long	TD
1)	Garcon, Was.	113	1346	11.9	53t	5
2)	A. Brown, Pit.	110	1499	13.6	56	8
3)	A. Johnson, Hou.	109	1407	12.9	62t	5
4)	Edelman, N.E.	105	1056	10.1	44	6
5)	Marshall, Chi.	100	1295	13.0	44	12
6)	Green, Cin.	98	1426	14.6	82t	11
7)	Wright, Ten.	94	1079	11.5	45	2
8)	Bryant, Dal.	93	1233	13.3	79	13
9)	D. Thomas, Den.	92	1430	15.5	78t	14
10)	Jeffery, Chi.	89	1421	16.0	80t	7
11t)	Gordon, Cle.	87	1646	18.9	95t	9
11t)	Decker, Den.	87	1288	14.8	61	11
13)	J. Graham, N.O. (TE)	86	1215	14.1	56t	16
14t)	Nelson, G.B.	85	1314	15.5	76t	8
14t)	Boldin, S.F.	85	1179	13.9	63	7
14t)	Douglas, Atl.	85	1067	12.6	80t	2
17)	Johnson, Det.	84	1492	17.8	87	12
18)	Gonzalez, Atl. (TE)	83	859	10.3	25	8
19t)	Jackson, Phi.	82	1332	16.2	61t	9
19t)	Hilton, Ind.	82	1083	13.2	73t	5
19t)	Fitzgerald, Ariz	82	954	11.6	75t	10
22)	Cameron, Cle. (TE)	80	917	11.5	53	7
23)	Jackson, T.B.	78	1224	15.7	60	7
24t)	Gates, S.D. (TE)	77	872	11.3	56t	4
24t)	Thomas, N.O. (RB)	77	513	6.7	29	3
26t)	Hartline, Mia.	76	1016	13.4	50	4
26t)	Woodhead, S.D. (RB)	76	605	8.0	39	6
28)	Colston, N.O.	75	943	12.6	35	5
29)	Forte, Chi. (RB)	74	594	8.0	34	3
30t)	Cruz, NY-G	73	998	13.7	70t	4
30t)	Wallace, Mia.	73	930	12.7	57	5
30t)	Witten, Dal. (TE)	73	851	11.7	34	8
30t)	Olsen, Car. (TE)	73	816	11.2	31	6
30t)	Welker, Den.	73	778	10.7	33	10
35t)	*Allen, S.D.	71	1046	14.7	43t	8
35t)	Sproles, N.O. (RB)	71	604	8.5	48	2
37)	Charles, K.C. (RB)	70	693	9.9	71t	7
38)	Clay, Mia. (TE)	69	759	11.0	67	6
39)	Jennings, Min.	68	804	11.8	70t	4
40)	Sanders, Pit.	67	740	11.0	55t	6
41)	Shorts, Jac.	66	777	11.8	59	3
42t)	T. Smith, Bal.	65	1128	17.4	74	4
42t)	Floyd, Ariz	65	1041	16.0	91t	5
42t)	J. Thomas, Den. (TE)	65	788	12.1	74t	12
42t)	M. Bennett, Chi. (TE)	65	759	11.7	43	5
46t)	Tate, Sea.	64	898	14.0	80t	5
46t)	S. Smith, Car.	64	745	11.6	44	4
48)	White, Atl.	63	711	11.3	39t	3
49t)	Streater, Oak.	60	888	14.8	66	4
49t)	Walker, Ten. (TE)	60	571	9.5	33	6
49t)	Moreno, Den. (RB)	60	548	9.1	35t	3

NFL / RECEIVING YARDAGE LEADERS

Rank	Player, Team	Yards	Rec	Avg	Long	TD
1)	Gordon, Cle.	1646	87	18.9	95t	9
2)	A. Brown, Pit.	1499	110	13.6	56	8
3)	Johnson, Det.	1492	84	17.8	87	12
4)	D. Thomas, Den.	1430	92	15.5	78t	14
5)	Green, Cin.	1426	98	14.6	82t	11
6)	Jeffery, Chi.	1421	89	16.0	80t	7
7)	A. Johnson, Hou.	1407	109	12.9	62t	5
8)	Garcon, Was.	1346	113	11.9	53t	5
9)	Jackson, Phi.	1332	82	16.2	61t	9
10)	Nelson, G.B.	1314	85	15.5	76t	8
11)	Marshall, Chi.	1295	100	13.0	44	12
12)	Decker, Den.	1288	87	14.8	61	11
13)	Bryant, Dal.	1233	93	13.3	79	13
14)	Jackson, T.B.	1224	78	15.7	60	7
15)	J. Graham, N.O. (TE)	1215	86	14.1	56t	16
16)	Boldin, S.F.	1179	85	13.9	63	7
17)	T. Smith, Bal.	1128	65	17.4	74	4
18)	Hilton, Ind.	1083	82	13.2	73t	5
19)	Wright, Ten.	1079	94	11.5	45	2
20)	Douglas, Atl.	1067	85	12.6	80t	2
21)	Edelman, N.E.	1056	105	10.1	44	6
22)	*Allen, S.D.	1046	71	14.7	43t	8
23)	Floyd, Ariz	1041	65	16.0	91t	5
24)	Hartline, Mia.	1016	76	13.4	50	4
25)	Cruz, NY-G	998	73	13.7	70t	4
26)	Fitzgerald, Ariz	954	82	11.6	75t	10
27)	Colston, N.O.	943	75	12.6	35	5
28)	Wallace, Mia.	930	73	12.7	57	5
29)	N. Washington, Ten.	919	58	15.8	77t	3
30)	Cameron, Cle. (TE)	917	80	11.5	53	7
31)	Tate, Sea.	898	64	14.0	80t	5
32)	Nicks, NY-G	896	56	16.0	57	0
33)	Streater, Oak.	888	60	14.8	66	4
34)	Gates, S.D. (TE)	872	77	11.3	56t	4
35)	Gonzalez, Atl. (TE)	859	83	10.3	25	8
36)	Witten, Dal. (TE)	851	73	11.7	34	8
37)	V. Davis, S.F. (TE)	850	52	16.3	64t	13
38)	Cooper, Phi.	835	47	17.8	63t	8
39)	J. Jones, G.B.	817	59	13.8	83t	3
40)	Olsen, Car. (TE)	816	73	11.2	31	6
41)	Jennings, Min.	804	68	11.8	70t	4
42)	*Hopkins, Hou.	802	52	15.4	66	2
43)	J. Thomas, Den. (TE)	788	65	12.1	74t	12
44t)	Baldwin, Sea.	778	50	15.6	52	5
44t)	Welker, Den.	778	73	10.7	33	10
46)	Shorts, Jac.	777	66	11.8	59	3
47t)	M. Bennett, Chi. (TE)	759	65	11.7	43	5
47t)	Clay, Mia. (TE)	759	69	11.0	67	6
49)	S. Smith, Car.	745	64	11.6	44	4
50)	Sanders, Pit.	740	67	11.0	55t	6



NFL INDIVIDUAL STATISTICS

NFL / THIRD-DOWN RECEIVING LEADERS

Rank	Player, Team	Rec	Yards	Avg	Long	TD
1)	Boldin, S.F.	33	529	16.0	63	3
2t)	A. Brown, Pit.	32	408	12.8	45	0
2t)	Garcon, Was.	32	393	12.3	38	3
4)	A. Johnson, Hou.	31	361	11.6	30	1
5t)	Wright, Ten.	30	339	11.3	31	2
5t)	Edelman, N.E.	30	247	8.2	44	3
7)	Nelson, G.B.	29	442	15.2	76t	4
8)	Jackson, T.B.	28	450	16.1	39	2
9)	*Allen, S.D.	27	461	17.1	43t	4
10)	Gordon, Cle.	26	408	15.7	47	1
11t)	Jeffery, Chi.	25	427	17.1	67	2
11t)	J. Graham, N.O. (TE)	25	318	12.7	35	2
11t)	Cameron, Cle. (TE)	25	270	10.8	33	1
14)	Johnson, Det.	24	406	16.9	50t	4
15t)	Marshall, Chi.	23	332	14.4	41	4
15t)	Green, Cin.	23	313	13.6	53	1
15t)	Gonzalez, Atl. (TE)	23	257	11.2	25	1
15t)	*Sanders, Jac.	23	240	10.4	51	1
19t)	N. Washington, Ten.	22	325	14.8	77t	2
19t)	White, Atl.	22	280	12.7	39t	1
19t)	Tate, Sea.	22	252	11.5	25	2
19t)	Gates, S.D. (TE)	22	224	10.2	34	1
23t)	D. Moore, Oak.	21	354	16.9	73t	3
23t)	Hilton, Ind.	21	331	15.8	65	1
23t)	Fitzgerald, Ariz	21	313	14.9	75t	4
23t)	Colston, N.O.	21	295	14.0	26	1
23t)	Kerley, NY-J	21	274	13.0	23	1
23t)	S. Smith, Car.	21	264	12.6	23	0
23t)	*Ellington, Ariz (RB)	21	151	7.2	13	0
30t)	T. Smith, Bal.	20	396	19.8	48	1
30t)	Jennings, Min.	20	294	14.7	70t	2
30t)	Cruz, NY-G	20	288	14.4	30	2
30t)	V. Davis, S.F. (TE)	20	257	12.9	64t	4
30t)	Sproles, N.O. (RB)	20	162	8.1	22	1
35t)	D. Thomas, Den.	19	362	19.1	78t	3
35t)	Streater, Oak.	19	328	17.3	66	1
35t)	Douglas, Atl.	19	285	15.0	54	0
35t)	Charles, K.C. (RB)	19	230	12.1	71t	3
35t)	Shorts, Jac.	19	195	10.3	21	2
40t)	Jackson, Phi.	18	258	14.3	51	1
40t)	Bowe, K.C.	18	238	13.2	34t	3
40t)	Clay, Mia. (TE)	18	238	13.2	45	2
40t)	Roberts, Ariz	18	232	12.9	34t	1
40t)	Welker, Den.	18	206	11.4	26	2
40t)	*Wright, T.B. (TE)	18	196	10.9	24	0
40t)	M. Bennett, Chi. (TE)	18	195	10.8	30	2
40t)	Sanders, Pit.	18	195	10.8	55t	4
48t)	Baldwin, Sea.	17	304	17.9	52	2
48t)	M. Jones, Cin.	17	286	16.8	29	4
48t)	Cook, St.L (TE)	17	213	12.5	31	2
48t)	*Rivera, Oak. (TE)	17	202	11.9	37	1
48t)	Sanu, Cin.	17	179	10.5	21	1
48t)	Johnson, Buf.	17	168	9.9	19	1
48t)	Witten, Dal. (TE)	17	165	9.7	27	2
48t)	Woodhead, S.D. (RB)	17	154	9.1	39	0
48t)	Ogbonnaya, Cle. (RB)	17	140	8.2	15	0
48t)	Forte, Chi. (RB)	17	128	7.5	13	1



NFL INDIVIDUAL STATISTICS

NFL / MOST YARDS FROM SCRIMMAGE

Rank	Player, Team	Total			Rushing			Receiving		
		Yards	Att+Rec	Avg	Yards	Att	Avg	Yards	Rec	Avg
1)	McCoy, Phi. (RB)	2146	366	5.9	1607	314	5.1	539	52	10.4
2)	Charles, K.C. (RB)	1980	329	6.0	1287	259	5.0	693	70	9.9
3)	Forte, Chi. (RB)	1933	363	5.3	1339	289	4.6	594	74	8.0
4)	Gordon, Cle. (WR)	1734	92	18.8	88	5	17.6	1646	87	18.9
5)	Moreno, Den. (RB)	1586	301	5.3	1038	241	4.3	548	60	9.1
6)	Lynch, Sea. (RB)	1573	337	4.7	1257	301	4.2	316	36	8.8
7)	Jeffery, Chi. (WR)	1526	105	14.5	105	16	6.6	1421	89	16.0
8)	Bush, Det. (RB)	1512	277	5.5	1006	223	4.5	506	54	9.4
9)	A. Brown, Pit. (WR)	1503	117	12.8	4	7	0.6	1499	110	13.6
10)	Johnson, Det. (WR)	1492	84	17.8	0	0	---	1492	84	17.8
11)	Murray, Dal. (RB)	1474	270	5.5	1124	217	5.2	350	53	6.6
12)	Mathews, S.D. (RB)	1444	311	4.6	1255	285	4.4	189	26	7.3
13)	Peterson, Min. (RB)	1437	308	4.7	1266	279	4.5	171	29	5.9
14)	*Lacy, G.B. (RB)	1435	319	4.5	1178	284	4.1	257	35	7.3
15)	D. Thomas, Den. (WR)	1430	92	15.5	0	0	---	1430	92	15.5
16)	Green, Cin. (WR)	1426	98	14.6	0	0	---	1426	98	14.6
17)	C. Johnson, Ten. (RB)	1422	321	4.4	1077	279	3.9	345	42	8.2
18)	A. Johnson, Hou. (WR)	1407	109	12.9	0	0	---	1407	109	12.9
19)	Garcon, Was. (WR)	1365	115	11.9	19	2	9.5	1346	113	11.9
20)	A. Morris, Was. (RB)	1353	285	4.7	1275	276	4.6	78	9	8.7
21)	Jackson, Phi. (WR)	1334	85	15.7	2	3	0.7	1332	82	16.2
22)	Nelson, G.B. (WR)	1314	85	15.5	0	0	---	1314	85	15.5
23)	Marshall, Chi. (WR)	1295	100	13.0	0	0	---	1295	100	13.0
24)	Decker, Den. (WR)	1288	87	14.8	0	0	---	1288	87	14.8
25)	Jackson, Buf. (RB)	1283	254	5.1	896	207	4.3	387	47	8.2
26)	Gore, S.F. (RB)	1269	292	4.3	1128	276	4.1	141	16	8.8
27)	*Bell, Pit. (RB)	1259	289	4.4	860	244	3.5	399	45	8.9
28)	Bryant, Dal. (WR)	1234	94	13.1	1	1	1.0	1233	93	13.3
29)	Jackson, T.B. (WR)	1224	79	15.5	0	1	0.0	1224	78	15.7
30)	J. Graham, N.O. (TE)	1215	86	14.1	0	0	---	1215	86	14.1
31)	*Bernard, Cin. (RB)	1209	226	5.3	695	170	4.1	514	56	9.2
32)	Bell, Det. (RB)	1197	219	5.5	650	166	3.9	547	53	10.3
33)	Boldin, S.F. (WR)	1190	87	13.7	11	2	5.5	1179	85	13.9
34)	D. Williams, Car. (RB)	1176	227	5.2	843	201	4.2	333	26	12.8
35)	T. Smith, Bal. (WR)	1128	65	17.4	0	0	---	1128	65	17.4
36)	Jones-Drew, Jac. (RB)	1117	277	4.0	803	234	3.4	314	43	7.3
37)	*Stacy, St.L (RB)	1114	276	4.0	973	250	3.9	141	26	5.4
38)	Spiller, Buf. (RB)	1112	234	4.8	927	201	4.6	185	33	5.6
39)	Hilton, Ind. (WR)	1089	84	13.0	6	2	3.0	1083	82	13.2
40)	Wright, Ten. (WR)	1079	94	11.5	0	0	---	1079	94	11.5
41t)	Douglas, Atl. (WR)	1067	85	12.6	0	0	---	1067	85	12.6
41t)	Edelman, N.E. (WR)	1067	107	10.0	11	2	5.5	1056	105	10.1
43)	Thomas, N.O. (RB)	1062	224	4.7	549	147	3.7	513	77	6.7
44)	*Allen, S.D. (WR)	1046	71	14.7	0	0	---	1046	71	14.7
45)	Floyd, Ariz (WR)	1041	65	16.0	0	0	---	1041	65	16.0
46)	Woodhead, S.D. (RB)	1034	182	5.7	429	106	4.0	605	76	8.0
47)	Jennings, Oak. (RB)	1025	199	5.2	733	163	4.5	292	36	8.1
48)	*Ellington, Ariz (RB)	1023	157	6.5	652	118	5.5	371	39	9.5
49)	Hartline, Mia. (WR)	1016	76	13.4	0	0	---	1016	76	13.4
50)	Cruz, NY-G (WR)	998	73	13.7	0	0	---	998	73	13.7



NFL INDIVIDUAL STATISTICS

NFL / LEADERS IN FIRST DOWNS

Rank	Player, Team	Rush	Rec	Tot
1)	Charles, K.C. (RB)	72	32	104
2)	McCoy, Phi. (RB)	79	23	102
3)	Forte, Chi. (RB)	74	23	97
4)	Moreno, Den. (RB)	53	29	82
5)	Lynch, Sea. (RB)	68	12	80
6)	Murray, Dal. (RB)	59	18	77
7)	*Lacy, G.B. (RB)	61	12	73
8)	A. Brown, Pit. (WR)	2	69	71
9t)	Jackson, Buf. (RB)	54	16	70
9t)	Marshall, Chi. (WR)	0	70	70
9t)	Peterson, Min. (RB)	59	11	70
12t)	A. Johnson, Hou. (WR)	0	69	69
12t)	Johnson, Det. (WR)	0	69	69
14t)	Bush, Det. (RB)	46	22	68
14t)	Gordon, Cle. (WR)	4	64	68
14t)	Jeffery, Chi. (WR)	6	62	68
17)	Bryant, Dal. (WR)	0	67	67
18)	D. Thomas, Den. (WR)	0	66	66
19t)	Bell, Det. (RB)	43	22	65
19t)	Green, Cin. (WR)	0	65	65
21)	C. Johnson, Ten. (RB)	54	10	64
22t)	Boldin, S.F. (WR)	1	62	63
22t)	Decker, Den. (WR)	0	63	63
22t)	Mathews, S.D. (RB)	54	9	63
25t)	*Bell, Pit. (RB)	48	13	61
25t)	Garcon, Was. (WR)	1	60	61
25t)	J. Graham, N.O. (TE)	0	61	61
28t)	Gore, S.F. (RB)	55	5	60
28t)	Jackson, Phi. (WR)	0	60	60
28t)	Jackson, T.B. (WR)	0	60	60
28t)	Nelson, G.B. (WR)	0	60	60
32)	A. Morris, Was. (RB)	57	2	59
33t)	Edelman, N.E. (WR)	2	54	56
33t)	Gonzalez, Atl. (TE)	0	56	56
33t)	Jones-Drew, Jac. (RB)	43	13	56
33t)	Woodhead, S.D. (RB)	26	30	56
37t)	*Allen, S.D. (WR)	0	54	54
37t)	Colston, N.O. (WR)	0	54	54
37t)	*Stacy, St.L (RB)	47	7	54
40t)	*Bernard, Cin. (RB)	32	21	53
40t)	Hartline, Mia. (WR)	0	53	53
42t)	Thomas, N.O. (RB)	31	21	52
42t)	Wright, Ten. (WR)	0	52	52
44t)	Fitzgerald, Ariz (WR)	0	49	49
44t)	Gates, S.D. (TE)	0	49	49
44t)	Green-Ellis, Cin. (RB)	48	1	49
44t)	Welker, Den. (WR)	0	49	49
48t)	*Ellington, Ariz (RB)	27	21	48
48t)	Floyd, Ariz (WR)	0	48	48
48t)	Mendenhall, Ariz (RB)	43	5	48
48t)	Powell, NY-J (RB)	35	13	48
48t)	T. Smith, Bal. (WR)	0	48	48
48t)	Wallace, Mia. (WR)	2	46	48



NFL INDIVIDUAL STATISTICS

NFL / LEADERS IN INTERCEPTIONS

Rank	Player, Team	Int	Yards	Avg	Long	TD
1)	Sherman, Sea.	8	125	15.6	58t	1
2t)	Boykin, Phi.	6	136	22.7	76	1
2t)	Levy, Det.	6	76	12.7	66t	1
2t)	Rolle, NY-G	6	23	3.8	25	0
5t)	Gipson, Cle.	5	143	28.6	44t	1
5t)	David, T.B.	5	87	17.4	32	0
5t)	Brock, S.F.	5	82	16.4	41	1
5t)	*Ryan, N.E.	5	82	16.4	79t	1
5t)	Verner, Ten.	5	68	13.6	34	1
5t)	Thomas, Sea.	5	9	1.8	11	0
11t)	Lee, Dal.	4	174	43.5	74	1
11t)	Jennings, Chi.	4	111	27.8	48t	2
11t)	Grimes, Mia.	4	102	25.5	94t	1
11t)	Byrd, Buf.	4	85	21.3	57	0
11t)	Butler, Ind.	4	79	19.8	41t	1
11t)	Leonhard, Buf.	4	72	18.0	41	0
11t)	Mitchell, Car.	4	63	15.8	38	0
11t)	Demps, K.C.	4	61	15.3	35	0
11t)	Haden, Cle.	4	57	14.3	29t	1
11t)	*Reid, S.F.	4	54	13.5	53	0
11t)	Hall, Was.	4	49	12.3	26t	2
11t)	Dansby, Ariz	4	48	12.0	23t	2
11t)	A. Williams, Buf.	4	43	10.8	34	0
11t)	*Alonso, Buf.	4	38	9.5	32	0
11t)	Lewis, N.O.	4	34	8.5	20	0
11t)	Kuechly, Car.	4	33	8.3	30	0
11t)	Graham, Bal.	4	28	7.0	28	0
11t)	Talib, N.E.	4	12	3.0	14	0
11t)	Patterson, Mia.	4	7	1.8	3	0
11t)	Maxwell, Sea.	4	6	1.5	6	0
11t)	Shields, G.B.	4	3	0.8	7	0

NFL / LEADERS IN SACKS

Rank	Player, Team	Sacks
1)	Mathis, Ind. (LB)	19.5
2)	R. Quinn, St.L (DE)	19.0
3)	Hardy, Car. (DE)	15.0
4)	M. Williams, Buf. (DE)	13.0
5)	Jordan, N.O. (DE)	12.5
6)	Galette, N.O. (LB)	12.0
7t)	Abraham, Ariz (LB)	11.5
7t)	Allen, Min. (DE)	11.5
7t)	Cha. Jones, N.E. (DE)	11.5
7t)	Vernon, Mia. (DE)	11.5
11t)	Hali, K.C. (LB)	11.0
11t)	Hatcher, Dal. (DT)	11.0
11t)	Houston, K.C. (LB)	11.0
11t)	Johnson, Car. (DE)	11.0
11t)	Tuck, NY-G (DE)	11.0
16t)	Casey, Ten. (DT)	10.5
16t)	Watt, Hou. (DE)	10.5
16t)	Wilkerson, NY-J (DE)	10.5
16t)	K. Williams, Buf. (DT)	10.5
20t)	Hughes, Buf. (LB)	10.0
20t)	Orakpo, Was. (LB)	10.0
20t)	Pace, NY-J (LB)	10.0
20t)	Phillips, Den. (DE)	10.0
20t)	Suggs, Bal. (LB)	10.0
25)	Dumervil, Bal. (LB)	9.5
26t)	Campbell, Ariz (DE)	9.0
26t)	McCoy, T.B. (DT)	9.0
26t)	Robison, Min. (DE)	9.0
29t)	Bennett, Sea. (DE)	8.5
29t)	Brooks, S.F. (LB)	8.5
29t)	Kerrigan, Was. (LB)	8.5
29t)	C. Long, St.L (DE)	8.5
29t)	A. Smith, S.F. (LB)	8.5
29t)	Wake, Mia. (DE)	8.5
35t)	*Ansah, Det. (DE)	8.0
35t)	Avril, Sea. (DE)	8.0
35t)	Cole, Phi. (LB)	8.0
35t)	Ninkovich, N.E. (DE)	8.0
35t)	Worilds, Pit. (LB)	8.0
40t)	Babin, Jac. (DE)	7.5
40t)	Dareus, Buf. (DT)	7.5
40t)	Dunlap, Cin. (DE)	7.5
40t)	Gilberry, Cin. (DE)	7.5
40t)	Matthews, G.B. (LB)	7.5
40t)	Peppers, Chi. (DE)	7.5
40t)	Umenyiora, Atl. (DE)	7.5
47t)	Mercilus, Hou. (LB)	7.0
47t)	Selvie, Dal. (DE)	7.0
49t)	Daniels, G.B. (DE)	6.5
49t)	Dansby, Ariz (LB)	6.5
49t)	J. Smith, S.F. (DE)	6.5



NFL INDIVIDUAL STATISTICS

NFL / FUMBLE RECOVERIES

Rank	Player, Team	TotRec	OffRec	DefRec
1t)	Brady, N.E.	5	5	0
1t)	Edelman, N.E.	5	5	0
1t)	Stafford, Det.	5	5	0
1t)	Wilson, Sea.	5	4	1
5t)	Fitzpatrick, Ten.	4	4	0
5t)	Kendricks, Phi.	4	0	4
5t)	McKelvin, Buf.	4	4	0
5t)	Pryor, Oak.	4	4	0
5t)	Romo, Dal.	4	4	0
10t)	Burnett, G.B.	3	0	3
10t)	Cason, Ariz	3	1	2
10t)	*Glennon, T.B.	3	3	0
10t)	Holliday, Den.	3	3	0
10t)	Marks, Jac.	3	0	3
10t)	*McGloin, Oak.	3	3	0
10t)	Parker, K.C.	3	1	2
10t)	Roethlisberger, Pit.	3	3	0
10t)	Shaughnessy, Ariz	3	0	3
10t)	*Smith, NY-J	3	3	0
10t)	Tannehill, Mia.	3	3	0
10t)	Wilson, Was.	3	0	3

NFL / OFFENSIVE FUMBLE RECOVERIES

Rank	Player, Team	Ret	Yards	Avg	Long	TD
1t)	Brady, N.E.	5	0	0.0	0	0
1t)	Edelman, N.E.	5	0	0.0	0	0
1t)	Stafford, Det.	5	0	0.0	0	0
4t)	Fitzpatrick, Ten.	4	0	0.0	0	0
4t)	McKelvin, Buf.	4	0	0.0	0	0
4t)	Pryor, Oak.	4	0	0.0	0	0
4t)	Romo, Dal.	4	0	0.0	0	0
4t)	Wilson, Sea.	4	0	0.0	0	0
9t)	*Glennon, T.B.	3	0	0.0	0	0
9t)	Holliday, Den.	3	0	0.0	0	0
9t)	*McGloin, Oak.	3	0	0.0	0	0
9t)	Roethlisberger, Pit.	3	0	0.0	0	0
9t)	*Smith, NY-J	3	0	0.0	0	0
9t)	Tannehill, Mia.	3	0	0.0	0	0
15t)	Boykin, G.B.	2	15	7.5	15t	1
15t)	Moreno, Den.	2	5	2.5	5	0
15t)	Thomas, Cle.	2	2	1.0	2	0
15t)	Anger, Jac.	2	0	0.0	0	0
15t)	*Austin, St.L	2	0	0.0	0	0
15t)	*Barkley, Phi.	2	0	0.0	0	0
15t)	Bell, Det.	2	0	0.0	0	0
15t)	Brooks, Hou.	2	0	0.0	0	0
15t)	D. Brown, Ind.	2	0	0.0	0	0
15t)	Diehl, NY-G	2	0	0.0	0	0
15t)	Flacco, Bal.	2	0	0.0	0	0
15t)	Griffin III, Was.	2	0	0.0	0	0
15t)	Helu, Was.	2	0	0.0	0	0
15t)	Henne, Jac.	2	0	0.0	0	0
15t)	Hester, Chi.	2	0	0.0	0	0
15t)	James, S.F.	2	0	0.0	0	0
15t)	Jeffery, Chi.	2	0	0.0	0	0
15t)	C. Johnson, Ten.	2	0	0.0	0	0
15t)	Kaepernick, S.F.	2	0	0.0	0	0
15t)	Kern, Ten.	2	0	0.0	0	0
15t)	T. Larsen, T.E.	2	0	0.0	0	0
15t)	Manning, Den.	2	0	0.0	0	0
15t)	*Manuel, Buf.	2	0	0.0	0	0
15t)	McCown, Chi.	2	0	0.0	0	0
15t)	Painter, NY-G	2	0	0.0	0	0
15t)	Paulsen, Was.	2	0	0.0	0	0
15t)	Peterson, Ariz	2	0	0.0	0	0
15t)	Sherels, Min.	2	0	0.0	0	0
15t)	Sherman, Sea.	2	0	0.0	0	0
15t)	Spiller, Buf.	2	0	0.0	0	0
15t)	Thigpen, Mia.	2	0	0.0	0	0
15t)	Todman, Jac.	2	0	0.0	0	0
15t)	Unger, Sea.	2	0	0.0	0	0
15t)	Vick, Phi.	2	0	0.0	0	0
15t)	Yanda, Bal.	2	0	0.0	0	0



NFL INDIVIDUAL STATISTICS

NFL / DEFENSIVE FUMBLE RECOVERIES

Rank	Player, Team	Ret	Yards	Avg	Long	TD
1)	Kendricks, Phi.	4	6	1.5	6	0
2t)	Marks, Jac.	3	15	5.0	15	0
2t)	Burnett, G.B.	3	12	4.0	8	1
2t)	Shaughnessy, Ariz	3	6	2.0	6t	1
2t)	Wilson, Was.	3	1	0.3	1	0
6t)	C. Long, St.L	2	45	22.5	45t	1
6t)	Cason, Ariz	2	43	21.5	43	0
6t)	A. Jones, Cin.	2	43	21.5	43	0
6t)	Laurinaitis, St.L	2	43	21.5	43	0
6t)	R. Quinn, St.L	2	33	16.5	31t	1
6t)	Weddle, S.D.	2	27	13.5	27	0
6t)	Woodson, Oak.	2	25	12.5	25t	1
6t)	Berry, K.C.	2	24	12.0	22	0
6t)	Freeman, Ind.	2	24	12.0	24	0
6t)	Parker, K.C.	2	20	10.0	20	0
6t)	*Alonso, Buf.	2	13	6.5	13	0
6t)	Burfict, Cin.	2	13	6.5	13t	1
6t)	Galette, N.O.	2	13	6.5	10	0
6t)	*Goodman, Atl.	2	13	6.5	13	0
6t)	Nelson, Cin.	2	12	6.0	6	0
6t)	Hali, K.C.	2	11	5.5	11t	1
6t)	D. Johnson, K.C.	2	11	5.5	11	0
6t)	Jordan, N.O.	2	11	5.5	11	0
6t)	McLeod, St.L	2	9	4.5	9	0
6t)	Verner, Ten.	2	9	4.5	9	0
6t)	Babineaux, Atl.	2	8	4.0	8	0
6t)	*Elam, Bal.	2	7	3.5	7	0
6t)	Williams, NY-G	2	5	2.5	5	0
6t)	Fairley, Det.	2	4	2.0	4t	1
6t)	Ninkovich, N.E.	2	3	1.5	3	0
6t)	Campbell, Ariz	2	2	1.0	2	0
6t)	Keisel, Pit.	2	1	0.5	1	0
6t)	Wilber, Dal.	2	1	0.5	1	0
6t)	Wootton, Chi.	2	1	0.5	1	0
6t)	Allen, Jac.	2	0	0.0	0	0
6t)	Bowman, S.F.	2	0	0.0	0	0
6t)	Ebner, N.E.	2	0	0.0	0	0
6t)	D. Edwards, Car.	2	0	0.0	0	0
6t)	Ellerbe, Mia.	2	0	0.0	0	0
6t)	Hayes, St.L	2	0	0.0	0	0
6t)	Houston, K.C.	2	0	0.0	0	0
6t)	Ihedigbo, Bal.	2	0	0.0	0	0
6t)	Ihenacho, Den.	2	0	0.0	0	0
6t)	Jenkins, NY-G	2	0	0.0	0	0
6t)	Moore, Atl.	2	0	0.0	0	0
6t)	Orakpo, Was.	2	0	0.0	0	0
6t)	*Reid, S.F.	2	0	0.0	0	0
6t)	Sensabaugh, Ten.	2	0	0.0	0	0
6t)	Watt, Hou.	2	0	0.0	0	0
6t)	Williams, G.B.	2	0	0.0	0	0
6t)	Young, Det.	2	0	0.0	0	0

NFL / TOUCHBACKS ON KICKOFFS

Rank	Player, Team	TB
1)	Prater, Den.	81
2)	Gostkowski, N.E.	65
3)	Gano, Car.	63
4t)	Bailey, Dal.	52
4t)	Morstead, N.O.	52
4t)	Zuerlein, St.L	52
7)	Bosher, Atl.	50
8)	Hauschka, Sea.	48
9)	Succop, K.C.	47
10)	Walsh, Min.	43
11t)	Cundiff, Cle.	42
11t)	Tucker, Bal.	42
13t)	Koenen, T.B.	41
13t)	McAfee, Ind.	41
15t)	Dawson, S.F.	38
15t)	Gould, Chi.	38
15t)	Janikowski, Oak.	38
15t)	*Martin, Det.	38
15t)	*Sturgis, Mia.	38
20)	Henery, Phi.	37
21)	Scobee, Jac.	36
22t)	J. Brown, NY-G	34
22t)	Carpenter, Buf.	34
24)	Feely, Ariz	33
25t)	Bironas, Ten.	32
25t)	Nugent, Cin.	32
27)	Folk, NY-J	30
28)	Bullock, Hou.	29
29)	Suisham, Pit.	24
30)	Novak, S.D.	18
31)	Masthay, G.B.	17
32)	Forbath, Was.	14
33)	Crosby, G.B.	13
34)	Potter, Was.	8
35)	Akers, Det.	7
36t)	*Locke, Min.	1
36t)	Weatherford, NY-G	1



NFL INDIVIDUAL STATISTICS

NFL / LEADING PUNTERS

Rank	Player, Team	No	Yards	Lg	Avg	TB	Blk	Dwn	OB	Opp Ret	In Yds	Net 20	Avg
1)	King, Oak.	84	4107	66	48.9	11	2	11	9	42	438	23	40.1
2)	Fields, Mia.	85	4150	74	48.8	7	0	8	15	42	407	33	42.4
3)	Lee, S.F.	79	3804	62	48.2	9	0	8	3	38	330	27	41.7
4)	Nortman, Car.	70	3344	72	47.8	5	0	10	6	36	335	25	41.6
5)	Lechler, Hou.	88	4189	65	47.6	7	0	13	2	43	530	34	40.0
6)	*Martin, Det.	72	3399	72	47.2	10	1	7	5	32	250	22	40.4
7)	Weatherford, NY-G	91	4271	68	46.9	7	0	7	12	48	655	25	38.2
8)	Morstead, N.O.	61	2859	61	46.9	5	0	7	13	24	180	25	42.3
9)	Bosher, Atl.	68	3166	63	46.6	2	2	9	1	33	251	26	41.1
10)	Hekker, St.L	78	3609	64	46.3	4	0	10	11	30	79	19	44.2
11)	McAfee, Ind.	76	3499	65	46.0	7	1	15	8	29	396	27	38.5
12)	Colquitt, K.C.	87	4005	65	46.0	11	1	15	4	38	246	35	40.2
13)	Koch, Bal.	90	4138	69	46.0	9	1	9	12	46	419	27	38.9
14)	*Allen, N.E.	76	3491	65	45.9	12	0	15	7	29	221	29	39.9
15)	Zastudil, Ariz	78	3566	60	45.7	6	0	13	3	36	321	35	40.1
16)	Anger, Jac.	95	4338	61	45.7	8	0	12	6	47	330	31	40.5
17)	Quigley, NY-J	72	3278	67	45.5	3	1	6	10	34	381	21	38.9
18)	Huber, Cin.	66	2982	75	45.2	4	0	5	12	25	229	24	40.5
19)	C. Jones, Dal.	77	3467	62	45.0	6	0	5	2	37	339	30	39.1
20)	Jones, Phi.	82	3681	70	44.9	5	1	18	9	28	223	33	40.5
21)	Powell, Buf.-Cin.	42	1881	66	44.8	5	0	3	6	21	305	13	35.1
22)	Masthay, G.B.	64	2854	62	44.6	5	0	11	9	20	261	22	39.0
23)	Colquitt, Den.	65	2893	60	44.5	3	1	8	1	28	274	23	38.8
24)	*Locke, Min.	75	3316	65	44.2	3	0	14	2	36	318	23	39.2
25)	Koenen, T.B.	87	3846	62	44.2	6	0	12	14	35	393	19	38.3
26)	Lanning, Cle.	84	3679	59	43.8	5	1	10	6	38	357	28	37.9
27)	Kern, Ten.	78	3386	63	43.4	2	1	9	7	35	210	32	39.7
28)	Scifres, S.D.	56	2417	61	43.2	1	0	11	6	19	158	30	40.0
29)	Ryan, Sea.	74	3159	69	42.7	5	2	16	2	21	82	28	39.2
30)	Rocca, Was.	84	3526	63	42.0	0	1	9	18	39	655	26	33.8
31)	McBriar, Pit.	40	1652	70	41.3	3	1	4	5	18	157	13	35.0
32)	Moorman, Buf.	61	2511	62	41.2	4	0	4	10	26	197	16	36.6
33)	Podlesh, Chi.	68	2763	65	40.6	2	1	15	11	15	111	27	37.9

NFL / LEADING PUNTERS, NET AVERAGE

Rank	Player, Team	No	Yards	Lg	Avg	TB	Blk	Dwn	OB	Opp Ret	In Yds	Net 20	Avg
1)	Hekker, St.L	78	3609	64	46.3	4	0	10	11	30	79	19	44.2
2)	Fields, Mia.	85	4150	74	48.8	7	0	8	15	42	407	33	42.4
3)	Morstead, N.O.	61	2859	61	46.9	5	0	7	13	24	180	25	42.3
4)	Lee, S.F.	79	3804	62	48.2	9	0	8	3	38	330	27	41.7
5)	Nortman, Car.	70	3344	72	47.8	5	0	10	6	36	335	25	41.6
6)	Bosher, Atl.	68	3166	63	46.6	2	2	9	1	33	251	26	41.1
7)	Anger, Jac.	95	4338	61	45.7	8	0	12	6	47	330	31	40.5
8)	Huber, Cin.	66	2982	75	45.2	4	0	5	12	25	229	24	40.5
9)	Jones, Phi.	82	3681	70	44.9	5	1	18	9	28	223	33	40.5
10)	*Martin, Det.	72	3399	72	47.2	10	1	7	5	32	250	22	40.4
11)	Colquitt, K.C.	87	4005	65	46.0	11	1	15	4	38	246	35	40.2
12)	King, Oak.	84	4107	66	48.9	11	2	11	9	42	438	23	40.1
13)	Zastudil, Ariz	78	3566	60	45.7	6	0	13	3	36	321	35	40.1
14)	Lechler, Hou.	88	4189	65	47.6	7	0	13	2	43	530	34	40.0
15)	Scifres, S.D.	56	2417	61	43.2	1	0	11	6	19	158	30	40.0
16)	*Allen, N.E.	76	3491	65	45.9	12	0	15	7	29	221	29	39.9
17)	Kern, Ten.	78	3386	63	43.4	2	1	9	7	35	210	32	39.7
18)	*Locke, Min.	75	3316	65	44.2	3	0	14	2	36	318	23	39.2
19)	Ryan, Sea.	74	3159	69	42.7	5	2	16	2	21	82	28	39.2
20)	C. Jones, Dal.	77	3467	62	45.0	6	0	5	2	37	339	30	39.1
21)	Masthay, G.B.	64	2854	62	44.6	5	0	11	9	20	261	22	39.0
22)	Koch, Bal.	90	4138	69	46.0	9	1	9	12	46	419	27	38.9
23)	Quigley, NY-J	72	3278	67	45.5	3	1	6	10	34	381	21	38.9
24)	Colquitt, Den.	65	2893	60	44.5	3	1	8	1	28	274	23	38.8
25)	McAfee, Ind.	76	3499	65	46.0	7	1	15	8	29	396	27	38.5
26)	Koenen, T.B.	87	3846	62	44.2	6	0	12	14	35	393	19	38.3
27)	Weatherford, NY-G	91	4271	68	46.9	7	0	7	12	48	655	25	38.2
28)	Lanning, Cle.	84	3679	59	43.8	5	1	10	6	38	357	28	37.9
29)	Podlesh, Chi.	68	2763	65	40.6	2	1	15	11	15	111	27	37.9
30)	Moorman, Buf.	61	2511	62	41.2	4	0	4	10	26	197	16	36.6
31)	Powell, Buf.-Cin.	42	1881	66	44.8	5	0	3	6	21	305	13	35.1
32)	McBriar, Pit.	40	1652	70	41.3	3	1	4	5	18	157	13	35.0
33)	Rocca, Was.	84	3526	63	42.0	0	1	9	18	39	655	26	33.8



NFL INDIVIDUAL STATISTICS

NFL / PUNT RETURN LEADERS

Rank	Player, Team	Ret	FC	Yards	Avg	Long	TD
1)	Doss, Bal.	23	7	359	15.6	82t	1
2)	Sherels, Min.	22	27	335	15.2	86t	1
3)	Harris, Dal.	20	10	256	12.8	86t	1
4)	A. Brown, Pit.	32	23	409	12.8	67t	1
5)	*Hyde, G.B.	24	14	296	12.3	93t	1
6)	Ginn, Car.	26	26	316	12.2	41	0
7)	McCluster, K.C.	58	11	686	11.8	89t	2
8)	Benjamin, Cle.	22	7	257	11.7	79t	1
9)	Tate, Sea.	51	14	585	11.5	71	0
10t)	James, S.F.	23	12	251	10.9	40	0
10t)	Page, T.B.	23	20	251	10.9	52	0
12)	Edelman, N.E.	35	23	374	10.7	43	0
13)	Tate, Cin.	36	16	336	9.3	43	0
14)	Spurlock, Det.-Dal.-Det.	23	12	207	9.0	62	0
15)	Martin, Hou.	39	21	345	8.8	87t	1
16)	*Austin, St.L	33	11	280	8.5	98t	1
17)	Holliday, Den.	32	11	271	8.5	81t	1
18)	Randle, NY-G	29	24	237	8.2	32	0
19)	Thigpen, Mia.	34	20	264	7.8	34	0
20)	Sproles, N.O.	29	21	194	6.7	28	0
21)	Peterson, Ariz	33	22	198	6.0	22	0
22)	McKelvin, Buf.	32	13	180	5.6	21	0
23)	*Sanders, Jac.	25	16	140	5.6	17	0

NFL / KICKOFF RETURN LEADERS

Rank	Player, Team	Ret	Yards	Avg	Long	TD
1)	*Patterson, Min.	43	1393	32.4	109t	2
2)	Harris, Dal.	28	857	30.6	90	0
3)	Demps, K.C.	33	992	30.1	95t	1
4)	J. Jones, Bal.	31	892	28.8	77t	1
5)	Hester, Chi.	52	1442	27.7	80	0
6)	Holliday, Den.	28	775	27.7	105t	1
7)	Todman, Jac.	26	712	27.4	59	0
8)	Martin, Hou.	36	947	26.3	50	0
9)	Tate, Cin.	35	914	26.1	71	0
10)	Page, T.B.	22	548	24.9	44	0
11)	Reed, Ind.	24	590	24.6	39	0
12)	Cribbs, NY-J	20	490	24.5	42	0
13)	Ross, G.B.-Det.	21	514	24.5	98t	1
14)	*Hyde, G.B.	22	531	24.1	70	0
15)	Jones, Oak.	26	623	24.0	41	0
16)	Ginn, Car.	25	595	23.8	38	0
17)	Jac. Rodgers, Atl.	25	575	23.0	34	0
18)	Thigpen, Mia.	39	878	22.5	50	0
19)	F. Jones, Pit.	23	510	22.2	42	0
20)	Whittaker, S.D.-Cle.	29	638	22.0	56	0
21)	*Cox, NY-G	20	436	21.8	56	0
22)	Arenas, Ariz	23	493	21.4	46	0
23)	Paul, Was.	20	411	20.6	39	0



AFC/NFC TEAM STATISTICS



AFC / SINGLE-GAME HIGHS / PLAYERS

Most Points-- 30, Charles, K.C. at Oak., 12/15, (5 td, 0 fg, 0 xp, 0 2pt)
Passing Yards-- 462, Manning, Denv. vs. Balt., 9/5, (27-42, 462, 7 td, 0 int)
Longest Pass-- 95, Weeden, Clev. vs. Jax , 12/1, (to Gordon, Josh, td)
Passing Touchdowns-- 7, Manning, Denv. vs. Balt., 9/5, (27-42, 462, 7 td, 0 int)
Rushing Yards-- 224, Moreno, Denv. at N.E., 11/24 (OT), (37-224, 1 td)
Rushing Yards-- 189, Blount, N.E. vs. Buff., 12/29, (24-189, 2 td)
Rushing Attempts-- 37, Moreno, Denv. at N.E., 11/24 (OT), (37-224, 1 td)
Rushing Attempts-- 29, Mathews, S.D. vs. NY-G, 12/8, (29-103, 1 td)
Rushing Attempts-- 29, Mathews, S.D. at Denv., 12/12, (29-127, 1 td)
Longest Rush-- 93, Pryor, Oak. vs. Pitt., 10/27, td
Receptions-- 14, J. Blackmon, Jax at Denv., 10/13, (14-190, 0 td)
Receptions-- 14, Gordon, Clev. vs. Pitt., 11/24, (14-237, 1 td)
Receiving Yards-- 261, Gordon, Clev. vs. Jax , 12/1, (10-261, 2 td)
Kickoff Return Yards-- 209, L. Washington, Tenn. at Denv., 12/8, (5-209, 0 td)
Kickoff Returns-- 8, Demps, K.C. vs. S.D., 11/24, (8-199, 0 td)
Longest Kickoff Return-- 108, Davis, K.C. vs. Denv., 12/1, td
Punt Return Yards-- 179, Benjamin, Clev. vs. Buff., 10/3, (7-179, 0 fc, 1 td)
Punt Returns-- 7, (5 times in Non-Overtime Games)
Longest Punt Return-- 89, McCluster, K.C. vs. NY-G, 9/29, td
Interceptions-- 2, Ihedigbo, Balt. vs. Cin., 11/10 (OT), (2-46, 0 td)
Interceptions-- 2, (15 times in Non-Overtime Games)
Longest Interception Return-- 100, S. Smith, K.C. at Buff., 11/3, td
Sacks-- 4.5, M. Williams, Buff. vs. Car., 9/15
Sacks-- 4.5, Houston, K.C. at Phil., 9/19
Scrimmage Yards-- 261, Gordon, Clev. vs. Jax , 12/1, (Rush 0-0, Rec 10-261)
Longest Punt-- 84, Malone, NY-J vs. T.B., 9/8
Punts-- 11, (3 times in Non-Overtime Games)
Field Goals Made-- 6, Tucker, Balt. at Det., 12/16, (6-6, 61 lg)
Longest Field Goal-- 64, Prater, Denv. vs. Tenn., 12/8

NFC / SINGLE-GAME HIGHS / PLAYERS

Most Points-- 18, Young, Wash. vs. S.D., 11/3 (OT), (3 td, 0 fg, 0 xp, 0 2pt)
Most Points-- 18, (15 times in Non-Overtime Games)
Passing Yards-- 506, Romo, Dal. vs. Denv., 10/6, (25-36, 506, 5 td, 1 int)
Longest Pass-- 91, Palmer, Ariz. at Jax , 11/17, (to Floyd, Michael, td)
Passing Touchdowns-- 7, Foles, Phil. at Oak., 11/3, (22-28, 406, 7 td, 0 int)
Rushing Yards-- 217, McCoy, Phil. vs. Det., 12/8, (29-217, 2 td)
Rushing Attempts-- 35, Peterson, Minn. vs. Chi., 12/1 (OT), (35-211, 0 td)
Rushing Attempts-- 33, Stacy, St.L. vs. T.B., 12/22, (33-104, 1 td)
Longest Rush-- 80, Ellington, Ariz. vs. Atl., 10/27, td
Longest Rush-- 80, Rainey, T.B. vs. Buff., 12/8, td
Receptions-- 14, Johnson, Det. vs. Dal., 10/27, (14-329, 1 td)
Receiving Yards-- 329, Johnson, Det. vs. Dal., 10/27, (14-329, 1 td)
Kickoff Return Yards-- 249, Hester, Chi. vs. Minn., 9/15, (5-249, 0 td)
Kickoff Returns-- 8, Paul, Wash. vs. K.C., 12/8, (8-179, 0 td)
Longest Kickoff Return-- 109, Patterson, Minn. vs. G.B., 10/27, td
Punt Return Yards-- 145, Austin, St.L. at Ind., 11/10, (4-145, 2 fc, 1 td)
Punt Returns-- 7, Tate, Sea. at NY-G, 12/15, (7-73, 1 fc, 0 td)
Longest Punt Return-- 98, Austin, St.L. at Ind., 11/10, td
Interceptions-- 2, Cason, Ariz. at Tenn., 12/15 (OT), (2-36, 1 td)
Interceptions-- 2, (16 times in Non-Overtime Games)
Longest Interception Return-- 98, Ogletree, St.L. at Hou., 10/13, td
Sacks-- 4.0, Tuck, NY-G at Wash., 12/1
Sacks-- 4.0, Hardy, Car. at Atl., 12/29
Scrimmage Yards-- 329, Johnson, Det. vs. Dal., 10/27, (Rush 0-0, Rec 14-329)
Longest Punt-- 72, Martin, Det. at Wash., 9/22
Longest Punt-- 72, Nortman, Car. at Miami, 11/24
Punts-- 11, Hekker, St.L. vs. S.F., 9/26, (11-490, 44.5)
Field Goals Made-- 5, (4 times in Non-Overtime Games)
Longest Field Goal-- 58, Gould, Chi. vs. Cin., 9/8



NFL INDIVIDUAL STATISTICS

300-Yard Passing Games

506, Romo, DAL vs. DEN 10/06 (25-36, 5 TD)
488, Stafford, DET vs. DAL 10/27 (33-48, 1 TD)
480, Rodgers, GB vs. WAS 09/15 (34-42, 4 TD)
462, Manning, DEN vs. BAL 09/05 (27-42, 7 TD)
450, Manning, NYG at DAL 09/08 (27-42, 4 TD)
432, Brady, NE vs. PIT 11/03 (23-33, 4 TD)
428, Vick, PHI vs. SD 09/15 (23-36, 2 TD)
428, Foles, PHI at MIN 12/15 (30-48, 3 TD)
421, Ryan, ATL vs. NE 09/29 (34-54, 2 TD)
419, Rivers, SD at PHI 09/15 (36-47, 3 TD)
419, Palmer, ARI at JAX 11/17 (30-42, 2 TD)
418, Brady, NE vs. CLE 12/08 (32-52, 2 TD)
414, Manning, DEN at DAL 10/06 (33-42, 4 TD)
413, Brees, NO vs. MIA 09/30 (30-39, 4 TD)
412, Kaepernick, SF vs. GB 09/08 (27-39, 3 TD)
411, Rivers, SD at OAK 10/06 (35-48, 2 TD)
407, Palmer, ARI vs. SF 12/29 (28-49, 2 TD)
406, Foles, PHI at OAK 11/03 (22-28, 7 TD)
406, Roethlisberger, PIT vs. CHI 09/22 (26-41, 2 TD)
403, Manning, DEN at KC 12/01 (22-35, 5 TD)
402, Fitzpatrick, TEN vs. ARI 12/15 (ot) (36-58, 4 TD)
401, Rivers, SD vs. DAL 09/29 (35-42, 3 TD)
400, Roethlisberger, PIT at NE 11/03 (28-48, 4 TD)
400, Manning, DEN at HOU 12/22 (32-51, 4 TD)
397, Manning, DEN vs. TEN 12/08 (39-59, 4 TD)
393, Brees, NO at STL 12/15 (39-56, 1 TD)
392, Rivers, SD at KC 11/24 (27-39, 3 TD)
392, Brees, NO vs. DAL 11/10 (34-41, 4 TD)
391, Campbell, CLE at NE 12/08 (29-44, 3 TD)
386, Manning, DEN at IND 10/20 (29-49, 3 TD)
385, Stafford, DET at WAS 09/22 (25-42, 2 TD)
383, Roethlisberger, PIT at MIN 09/29 (36-51, 1 TD)
382, Cassel, MIN vs. PHI 12/15 (26-35, 2 TD)
382, Brees, NO at NYJ 11/03 (30-51, 2 TD)
381, Brees, NO vs. TB 12/29 (24-31, 4 TD)
381, Cousins, WAS at ATL 12/15 (29-45, 3 TD)
374, Manning, DEN vs. OAK 09/23 (32-37, 3 TD)
374, Ryan, ATL vs. STL 09/15 (33-43, 2 TD)
372, Dalton, CIN at DET 10/20 (24-34, 3 TD)
371, Brady, NE at HOU 12/01 (29-41, 2 TD)
370, Weeden, CLE vs. JAX 12/01 (24-40, 3 TD)
367, Roethlisberger, PIT vs. DET 11/17 (29-45, 4 TD)
366, Dalton, CIN vs. MIN 12/22 (27-38, 4 TD)
364, Brady, NE at MIA 12/15 (34-55, 2 TD)
362, Flacco, BAL at DEN 09/05 (34-62, 2 TD)
362, Stafford, DET at PIT 11/17 (19-46, 2 TD)
362, Manning, NYG vs. DEN 09/15 (28-49, 1 TD)
358, Cutler, CHI vs. NO 10/06 (24-33, 2 TD)
358, Romo, DAL vs. GB 12/15 (29-48, 2 TD)
358, Orton, DAL vs. PHI 12/29 (30-46, 2 TD)
357, Stafford, DET vs. MIN 09/08 (28-43, 2 TD)
357, Brees, NO vs. AIL 09/08 (26-35, 2 TD)
357, Stafford, DET vs. CIN 10/20 (28-51, 3 TD)
355, Schaub, HOU vs. SEA 09/29 (ot) (31-49, 2 TD)
355, McCown, CHI at MIN 12/01 (ot) (23-36, 2 TD)
354, Manning, DEN vs. WAS 10/27 (30-44, 4 TD)
353, Luck, IND vs. STL 11/10 (29-47, 1 TD)
352, Bradford, STL at ATL 09/15 (32-55, 3 TD)
352, McCown, CHI at STL 11/24 (36-47, 2 TD)
350, Keenum, HOU vs. IND 11/03 (20-34, 3 TD)
349, Roethlisberger, PIT vs. MIA 12/08 (23-39, 3 TD)
348, Ryan, ATL at SF 12/23 (37-48, 2 TD)
348, McCown, CHI vs. DAL 12/09 (27-36, 4 TD)
347, Flacco, BAL at BUF 09/29 (25-50, 2 TD)
346, Schaub, HOU at SD 09/09 (34-45, 3 TD)
344, Brady, NE vs. DEN 11/24 (ot) (34-50, 3 TD)
342, Brees, NO vs. ARI 09/22 (29-46, 3 TD)
342, Flacco, BAL vs. GB 10/13 (20-34, 2 TD)
341, Rivers, SD at WAS 11/03 (ot) (29-46, 2 TD)
339, Tolzien, GB at NYG 11/17 (24-34, 0 TD)
338, Dalton, CIN at MIA 10/31 (ot) (32-53, 0 TD)
337, Dalton, CIN at BUF 10/13 (ot) (26-40, 3 TD)
337, Romo, DAL vs. MIN 11/03 (34-51, 2 TD)
334, Manning, NYG vs. PHI 10/06 (24-52, 2 TD)
333, Rodgers, GB at SF 09/08 (21-37, 3 TD)
332, Brees, NO vs. BUF 10/27 (26-34, 5 TD)
331, Smith, NYJ vs. BUF 09/22 (16-29, 2 TD)
331, Tannehill, MIA at NYJ 12/01 (28-43, 2 TD)
331, Henne, JAX at IND 12/29 (30-51, 1 TD)
330, Stafford, DET vs. GB 11/28 (22-35, 3 TD)
330, Manning, DEN at SD 11/10 (25-36, 4 TD)
329, Griffin III, WAS vs. PHI 09/09 (30-49, 2 TD)
327, Palmer, ARI at STL 09/08 (26-40, 2 TD)
327, Manning, DEN vs. PHI 09/29 (28-34, 4 TD)
326, Locker, TEN vs. SF 10/20 (25-41, 2 TD)
326, Luck, IND at CIN 12/08 (29-46, 4 TD)
326, Griffin III, WAS vs. DET 09/22 (32-50, 0 TD)
325, Dalton, CIN vs. NYJ 10/27 (19-30, 5 TD)
323, Manning, DEN vs. KC 11/17 (24-40, 1 TD)
322, Brees, NO at TB 09/15 (26-46, 1 TD)
321, Luck, IND vs. MIA 09/15 (25-43, 1 TD)
321, Hoyer, CLE at MIN 09/22 (30-54, 3 TD)
320, Fitzpatrick, TEN at OAK 11/24 (30-42, 2 TD)
320, Wilson, SEA at CAR 09/08 (25-33, 1 TD)
320, Griffin III, WAS at GB 09/15 (26-40, 3 TD)
319, Tannehill, MIA at IND 09/15 (23-34, 1 TD)
319, Ryan, ATL vs. NYJ 10/07 (36-45, 2 TD)
318, Henne, JAX vs. SD 10/20 (23-36, 0 TD)
318, Rodgers, GB at CHI 12/29 (25-39, 2 TD)
317, Romo, DAL at PHI 10/20 (28-47, 1 TD)
317, Cutler, CHI at DET 09/29 (27-47, 2 TD)
316, Brady, NE at ATL 09/29 (20-31, 2 TD)
315, Rodgers, GB at BAL 10/13 (17-32, 1 TD)
314, Palmer, ARI vs. IND 11/24 (26-37, 2 TD)
313, Brees, NO vs. CAR 12/08 (30-42, 4 TD)
312, Tannehill, MIA vs. NE 12/15 (25-37, 3 TD)
311, Ryan, ATL at BUF 12/01 (ot) (28-47, 1 TD)
310, Wilson, SEA vs. NO 12/02 (22-30, 3 TD)
310, Kaepernick, SF at ARI 12/29 (21-34, 2 TD)
310, Tannehill, MIA vs. CAR 11/24 (28-42, 1 TD)
308, Newton, CAR at ARI 10/06 (21-39, 0 TD)
307, Manning, DEN at NYG 09/15 (30-43, 2 TD)
307, Tannehill, MIA vs. BAL 10/06 (21-40, 1 TD)
305, Brees, NO vs. SF 11/17 (30-43, 1 TD)
304, Ryan, ATL at NO 09/08 (25-38, 2 TD)
303, Henne, JAX at DEN 10/13 (27-42, 0 TD)
302, Palmer, ARI at PHI 12/01 (24-41, 3 TD)
301, Ryan, ATL at ARI 10/27 (34-61, 1 TD)



NFL INDIVIDUAL STATISTICS

100-Yard Receiving Games


329, Johnson, DET vs. DAL 10/27 (14 rec., 1 TD)	121, A. Johnson, HOU vs. NE 12/01 (8 rec., 0 TD)
261, Gordon, CLE vs. JAX 12/01 (10 rec., 2 TD)	121, Hilton, IND at HOU 11/03 (7 rec., 3 TD)
249, Jeffery, CHI at MIN 12/01 (ot) (12 rec., 2 TD)	121, Witten, DAL vs. DEN 10/06 (7 rec., 1 TD)
237, Gordon, CLE vs. PIT 11/24 (14 rec., 1 TD)	121, D. Thomas, DEN vs. KC 11/17 (5 rec., 0 TD)
229, A. Johnson, HOU vs. IND 11/03 (9 rec., 3 TD)	121, T. Smith, BAL at MIA 10/06 (6 rec., 0 TD)
218, Jeffery, CHI vs. NO 10/06 (10 rec., 1 TD)	121, Cameron, CLE at NE 12/08 (9 rec., 1 TD)
208, Boldin, SF vs. GB 09/08 (13 rec., 1 TD)	120, Brown, JAX vs. SD 10/20 (5 rec., 0 TD)
196, A. Brown, PIT vs. CHI 09/22 (9 rec., 2 TD)	120, Matthews, MIA at TB 11/11 (11 rec., 2 TD)
195, Jackson, PHI at MIN 12/15 (10 rec., 1 TD)	120, Cooper, PHI at TB 10/13 (4 rec., 1 TD)
195, Charles, KC at OAK 12/15 (8 rec., 4 TD)	119, Garcon, WAS at MIN 11/07 (7 rec., 1 TD)
193, Jackson, PHI vs. SD 09/15 (9 rec., 1 TD)	118, Cruz, NYG at DAL 09/08 (5 rec., 3 TD)
193, Floyd, ARI at JAX 11/17 (6 rec., 1 TD)	118, Edelman, NE at ATL 09/29 (7 rec., 0 TD)
190, J. Blackmon, JAX at DEN 10/13 (14 rec., 0 TD)	118, Cruz, NYG vs. DEN 09/15 (8 rec., 0 TD)
182, J. Jones, ATL vs. STL 09/15 (11 rec., 1 TD)	117, V. Brown, SD at OAK 10/06 (7 rec., 0 TD)
180, V. Davis, SF vs. ARI 10/13 (8 rec., 2 TD)	117, Hopkins, HOU vs. TEN 09/15 (ot) (7 rec., 1 TD)
179, J. Graham, NO at TB 09/15 (10 rec., 1 TD)	117, Fitzgerald, ARI at SF 10/13 (6 rec., 1 TD)
179, Johnson, DET at PIT 11/17 (6 rec., 2 TD)	117, Nelson, GB at NYG 11/17 (8 rec., 0 TD)
178, J. Jones, GB vs. WAS 09/15 (11 rec., 0 TD)	117, N. Washington, TEN at JAX 12/22 (6 rec., 1 TD)
174, Decker, DEN at KC 12/01 (8 rec., 4 TD)	117, Marshall, CHI at STL 11/24 (10 rec., 1 TD)
172, Garcon, WAS vs. SD 11/03 (ot) (7 rec., 0 TD)	117, Decker, DEN vs. TEN 12/08 (8 rec., 1 TD)
166, T. Smith, BAL at BUF 09/29 (5 rec., 1 TD)	116, A. Johnson, HOU vs. OAK 11/17 (10 rec., 0 TD)
165, Jackson, TB vs. ATL 11/17 (10 rec., 1 TD)	116, J. Graham, NO at NYJ 11/03 (9 rec., 2 TD)
164, Cruz, NYG at KC 09/29 (10 rec., 1 TD)	116, Johnson, DET at ARI 09/15 (6 rec., 2 TD)
163, Jennings, MIN vs. CIN 10/20 (9 rec., 2 TD)	116, Burleson, DET at WAS 09/22 (6 rec., 0 TD)
162, Green, CIN at CHI 09/08 (9 rec., 2 TD)	115, Green, CIN vs. NYJ 10/27 (3 rec., 0 TD)
161, Nelson, GB at CHI 12/29 (10 rec., 0 TD)	115, Johnson, DET at WAS 09/22 (7 rec., 1 TD)
161, D. Thomas, DEN vs. BAL 09/05 (5 rec., 2 TD)	115, Allen, SD at OAK 10/06 (6 rec., 1 TD)
155, Hilton, IND vs. JAX 12/29 (11 rec., 0 TD)	115, Johnson, DET vs. TB 11/24 (7 rec., 0 TD)
155, Green, CIN at DET 10/20 (6 rec., 1 TD)	115, J. Jones, ATL at MIA 09/22 (9 rec., 0 TD)
155, Johnson, DET vs. CIN 10/20 (9 rec., 2 TD)	115, Wallace, MIA at IND 09/15 (9 rec., 1 TD)
154, Holmes, NYJ vs. BUF 09/22 (5 rec., 1 TD)	114, Jeffery, CHI vs. DET 11/10 (9 rec., 0 TD)
154, Jackson, TB at NYJ 09/08 (7 rec., 0 TD)	114, Hunter, TEN at DEN 12/08 (4 rec., 1 TD)
154, A. Johnson, HOU at JAX 12/05 (13 rec., 0 TD)	114, Hartline, MIA at CLE 09/08 (9 rec., 1 TD)
153, Vereen, NE vs. CLE 12/08 (12 rec., 0 TD)	114, McCoy, PHI vs. SD 09/15 (5 rec., 0 TD)
153, Bryant, DAL vs. GB 12/15 (11 rec., 1 TD)	114, Sproules, NO vs. MIA 09/30 (7 rec., 1 TD)
151, Green, CIN at BAL 11/10 (ot) (8 rec., 1 TD)	114, Nicks, NYG at DAL 09/08 (5 rec., 0 TD)
151, Williams, DAL vs. DEN 10/06 (4 rec., 1 TD)	114, Jackson, TB vs. PHI 10/13 (9 rec., 2 TD)
151, Gordon, CLE at NE 12/08 (7 rec., 1 TD)	114, Gronkowski, NE at NYJ 10/20 (ot) (8 rec., 0 TD)
150, Jackson, PHI at OAK 11/03 (5 rec., 1 TD)	113, D. Thomas, DEN at OAK 12/29 (6 rec., 2 TD)
150, Decker, DEN at IND 10/20 (8 rec., 1 TD)	113, Fitzgerald, ARI vs. SF 12/29 (6 rec., 0 TD)
150, Wright, TEN vs. ARI 12/15 (ot) (12 rec., 0 TD)	113, Marshall, CHI vs. MIN 09/15 (7 rec., 1 TD)
149, Gonzalez, ATL vs. NE 09/29 (12 rec., 2 TD)	113, Nelson, GB at BAL 10/13 (4 rec., 1 TD)
149, Douglas, ATL vs. TB 10/20 (7 rec., 1 TD)	112, Boykin, GB vs. PHI 11/10 (8 rec., 0 TD)
149, Boldin, SF at ARI 12/29 (9 rec., 1 TD)	111, Johnson, BUF vs. CAR 09/15 (8 rec., 1 TD)
147, A. Brown, PIT vs. DET 11/17 (9 rec., 2 TD)	110, Cruz, NYG vs. GB 11/17 (8 rec., 0 TD)
146, Gordon, CLE at MIN 09/22 (10 rec., 1 TD)	110, J. Thomas, DEN vs. BAL 09/05 (5 rec., 2 TD)
146, A. Johnson, HOU at SD 09/09 (12 rec., 0 TD)	110, A. Johnson, HOU vs. SEA 09/29 (ot) (9 rec., 0 TD)
144, Garcon, WAS vs. DAL 12/22 (11 rec., 1 TD)	110, Edelman, NE vs. DEN 11/24 (ot) (9 rec., 2 TD)
143, White, ATL at BUF 12/01 (ot) (10 rec., 0 TD)	110, Bryant, DAL at PHI 10/20 (8 rec., 0 TD)
143, Garcon, WAS at GB 09/15 (8 rec., 1 TD)	109, Clay, MIA at IND 09/15 (5 rec., 0 TD)
143, Gronkowski, NE vs. PIT 11/03 (9 rec., 1 TD)	109, Hunter, TEN at OAK 11/24 (6 rec., 1 TD)
143, Shorts, JAX at SEA 09/22 (8 rec., 0 TD)	108, Hill, NYJ vs. BUF 09/22 (3 rec., 1 TD)
142, Nicks, NYG vs. PHI 10/06 (9 rec., 0 TD)	108, Cobb, GB at SF 09/08 (7 rec., 1 TD)
141, Bryant, DAL vs. DEN 10/06 (6 rec., 2 TD)	108, Cameron, CLE vs. MIA 09/08 (9 rec., 1 TD)
141, Avery, KC at PHI 09/19 (7 rec., 0 TD)	108, D. Thomas, DEN at SD 11/10 (7 rec., 3 TD)
141, White, ATL at SF 12/23 (12 rec., 1 TD)	108, J. Jones, ATL vs. NE 09/29 (6 rec., 0 TD)
141, Bryant, DAL at KC 09/15 (8 rec., 1 TD)	108, Underwood, TB at DET 11/24 (3 rec., 2 TD)
141, Fatterson, MIN at BAL 12/08 (5 rec., 1 TD)	107, Jeffery, CHI at DET 09/29 (5 rec., 1 TD)
141, Cook, STL vs. ARI 09/08 (7 rec., 2 TD)	107, LaFell, CAR at MIN 10/13 (4 rec., 1 TD)
140, Simpson, MIN at DET 09/08 (7 rec., 0 TD)	107, Colston, NO vs. DAL 11/10 (7 rec., 1 TD)
140, Hilton, IND vs. SEA 10/06 (5 rec., 2 TD)	107, Allen, SD vs. IND 10/14 (9 rec., 1 TD)
139, Marshall, CHI vs. DET 11/10 (7 rec., 2 TD)	107, Marshall, CHI at GB 11/04 (7 rec., 1 TD)
139, Cooper, PHI at OAK 11/03 (5 rec., 3 TD)	107, Rogers, IND at CIN 12/08 (6 rec., 2 TD)
139, Edelman, NE at MIA 12/15 (13 rec., 1 TD)	107, Fleener, IND at TEN 11/14 (8 rec., 0 TD)
139, Austin, STL at IND 11/10 (2 rec., 2 TD)	106, Allen, SD vs. CIN 12/01 (8 rec., 0 TD)
138, A. Brown, PIT vs. MIA 12/08 (5 rec., 1 TD)	106, D. Thomas, DEN at KC 12/01 (3 rec., 0 TD)
138, Jackson, TB at ATL 10/20 (10 rec., 2 TD)	106, Tate, SEA at ATL 11/10 (6 rec., 1 TD)
136, Gates, SD vs. DAL 09/29 (10 rec., 1 TD)	105, N. Washington, TEN vs. NYJ 09/29 (4 rec., 2 TD)
136, Holmes, OAK at DAL 11/28 (7 rec., 0 TD)	105, Wallace, MIA vs. NE 12/15 (5 rec., 1 TD)
136, J. Blackmon, JAX at STL 10/06 (5 rec., 1 TD)	105, Givens, STL at ATL 09/15 (5 rec., 0 TD)
136, G. Graham, HOU vs. OAK 11/17 (7 rec., 1 TD)	105, Wallace, MIA vs. BAL 10/06 (7 rec., 0 TD)
135, J. Graham, NO at CHI 10/06 (10 rec., 0 TD)	105, A. Brown, PIT at GB 12/22 (6 rec., 0 TD)
135, Witten, DAL vs. PHI 12/29 (12 rec., 0 TD)	105, Jeffery, CHI at WAS 10/20 (4 rec., 0 TD)
135, Nicks, NYG at SD 12/08 (5 rec., 0 TD)	104, Marshall, CHI vs. CIN 09/08 (8 rec., 1 TD)
134, Douglas, ATL at TB 11/17 (6 rec., 1 TD)	104, Jackson, PHI at WAS 09/09 (7 rec., 1 TD)
134, J. Graham, NO vs. ARI 09/22 (9 rec., 2 TD)	104, Amendola, NE at BUF 09/08 (10 rec., 0 TD)
134, Reed, WAS vs. CHI 10/20 (9 rec., 1 TD)	104, A. Brown, PIT vs. BUF 11/10 (6 rec., 0 TD)
133, Decker, DEN vs. OAK 09/23 (8 rec., 1 TD)	104, Floyd, ARI vs. IND 11/24 (7 rec., 0 TD)
132, Jackson, PHI at NYG 10/06 (7 rec., 1 TD)	103, Cotchery, PIT at MIN 09/29 (5 rec., 1 TD)
132, Gordon, CLE at KC 10/27 (5 rec., 1 TD)	103, Wright, TEN at OAK 11/24 (6 rec., 1 TD)
131, Decker, DEN at HOU 12/22 (10 rec., 2 TD)	103, J. Jones, BAL vs. NYJ 11/24 (4 rec., 1 TD)
131, N. Washington, TEN vs. SD 09/22 (8 rec., 0 TD)	103, Boykin, GB vs. CLE 10/20 (8 rec., 1 TD)
131, Amendola, NE at MIA 12/15 (10 rec., 0 TD)	103, Green, CIN at BUF 10/13 (ot) (6 rec., 1 TD)
130, Hilton, IND vs. STL 11/10 (7 rec., 0 TD)	102, Crabtree, SF vs. ATL 12/23 (5 rec., 0 TD)
130, Dobson, NE vs. PIT 11/03 (5 rec., 2 TD)	102, Witten, DAL vs. MIN 11/03 (8 rec., 1 TD)
130, Streater, OAK at NYJ 12/08 (7 rec., 1 TD)	102, Floyd, SD at PHI 09/15 (5 rec., 0 TD)
130, Nelson, GB at SF 09/08 (7 rec., 1 TD)	102, Cooper, PHI at GB 11/10 (3 rec., 2 TD)
129, Garcon, WAS at ATL 12/15 (7 rec., 1 TD)	101, Bush, DET vs. MIN 09/08 (4 rec., 1 TD)
129, Stills, NO vs. BUF 10/27 (3 rec., 2 TD)	101, Edelman, NE at HOU 12/01 (9 rec., 0 TD)
129, Tate, SEA vs. STL 12/29 (8 rec., 1 TD)	101, Randle, NYG at DAL 09/08 (5 rec., 0 TD)
128, Green, CIN at MIA 10/31 (ot) (11 rec., 0 TD)	101, Johnson, DET vs. GB 11/28 (6 rec., 1 TD)
128, Allen, SD at WAS 11/03 (ot) (8 rec., 1 TD)	100, J. Graham, NO at ATL 11/21 (5 rec., 1 TD)
128, Cobb, GB vs. WAS 09/15 (9 rec., 1 TD)	100, Marshall, CHI vs. DAL 12/09 (6 rec., 0 TD)
127, Hartline, MIA at NYJ 12/01 (9 rec., 1 TD)	100, Wayne, IND at JAX 09/29 (5 rec., 1 TD)
127, Gronkowski, NE at HOU 12/01 (6 rec., 1 TD)	100, J. Graham, NO vs. MIA 09/30 (4 rec., 2 TD)
127, Thompkins, NE at ATL 09/29 (6 rec., 1 TD)	
127, Wallace, MIA vs. CAR 11/24 (5 rec., 1 TD)	
127, J. Jones, GB vs. DET 10/06 (4 rec., 1 TD)	
126, Gordon, CLE vs. DET 10/13 (7 rec., 0 TD)	
125, Colston, NO vs. CAR 12/08 (9 rec., 2 TD)	
125, Gordon, CLE at CIN 11/17 (5 rec., 1 TD)	
124, D. Moore, OAK at DEN 09/23 (6 rec., 1 TD)	
124, Hilton, IND vs. MIA 09/15 (6 rec., 0 TD)	
124, Gates, SD at PHI 09/15 (8 rec., 0 TD)	
124, Allen, SD at KC 11/24 (9 rec., 0 TD)	
124, Simpson, MIN vs. PIT 09/29 (7 rec., 0 TD)	
123, D. Thomas, DEN at HOU 12/22 (8 rec., 1 TD)	
123, Nelson, GB at MIN 10/27 (7 rec., 2 TD)	
122, M. Jones, CIN vs. NYJ 10/27 (8 rec., 4 TD)	
122, Little, CLE vs. BAL 11/03 (7 rec., 0 TD)	
122, Amendola, NE vs. PIT 11/03 (4 rec., 1 TD)	
122, J. Thomas, DEN at DAL 10/06 (9 rec., 2 TD)	
121, Douglas, ATL at ARI 10/27 (12 rec., 0 TD)	



NFL INDIVIDUAL STATISTICS

100-Yard Rushing Games

224, Moreno, DEN at NE 11/24 (ot) (37 att., 1 TD)
217, McCoy, PHI vs. DET 12/08 (29 att., 2 TD)
211, Peterson, MIN vs. CHI 12/01 (ot) (35 att., 0 TD)
189, Blount, NE vs. BUF 12/29 (24 att., 2 TD)
184, McCoy, PHI at WAS 09/09 (31 att., 1 TD)
175, Murray, DAL vs. STL 09/22 (26 att., 1 TD)
163, Rainey, TB vs. ATL 11/17 (30 att., 2 TD)
158, McCoy, PHI vs. KC 09/19 (20 att., 1 TD)
158, James, TB at SEA 11/03 (ot) (28 att., 0 TD)
155, McCoy, PHI at GB 11/10 (25 att., 0 TD)
154, Ellington, ARI vs. ATL 10/27 (15 att., 1 TD)
153, Gore, SF at STL 09/26 (20 att., 1 TD)
150, Charles, KC at WAS 12/08 (19 att., 1 TD)
150, Lacy, GB vs. CHI 11/04 (22 att., 1 TD)
150, C. Johnson, TEN at STL 11/03 (23 att., 2 TD)
150, Jennings, OAK at HOU 11/17 (22 att., 1 TD)
149, Powell, NYJ vs. BUF 09/22 (27 att., 0 TD)
149, Spiller, BUF vs. ATL 12/01 (ot) (15 att., 1 TD)
146, Peterson, MIN at GB 11/24 (ot) (32 att., 1 TD)
146, Murray, DAL at CHI 12/09 (18 att., 0 TD)
145, Lynch, SEA at ATL 11/10 (24 att., 1 TD)
145, Ingram, NO vs. DAL 11/10 (14 att., 1 TD)
144, Martin, TB vs. NO 09/15 (29 att., 0 TD)
144, Mathews, SD vs. KC 12/29 (ot) (24 att., 0 TD)
141, Lacy, GB at DAL 12/15 (21 att., 1 TD)
141, Foster, HOU vs. STL 10/13 (20 att., 0 TD)
140, Peterson, MIN vs. PIT 09/29 (23 att., 2 TD)
140, Peterson, MIN at DAL 11/03 (25 att., 1 TD)
139, Ivory, NYJ vs. NO 11/03 (18 att., 1 TD)
139, A. Morris, WAS at MIN 11/07 (26 att., 0 TD)
139, Bush, DET vs. CHI 09/29 (18 att., 1 TD)
134, Stacy, STL vs. SEA 10/28 (26 att., 0 TD)
134, Murray, DAL vs. GB 12/15 (18 att., 1 TD)
133, Stacy, STL vs. NO 12/15 (28 att., 1 TD)
133, McCoy, PHI vs. CHI 12/22 (18 att., 2 TD)
132, Starks, GB vs. WAS 09/15 (20 att., 1 TD)
131, Rice, BAL at CHI 11/17 (ot) (25 att., 1 TD)
131, McCoy, PHI at DAL 12/29 (27 att., 0 TD)
129, D. McFadden, OAK vs. JAX 09/15 (19 att., 0 TD)
127, Rainey, TB vs. BUF 12/08 (22 att., 1 TD)
127, C. Johnson, TEN vs. HOU 12/29 (27 att., 1 TD)
127, A. Brown, NYG vs. DAL 11/24 (21 att., 0 TD)
127, Mathews, SD at DEN 12/12 (29 att., 1 TD)
127, Forte, CHI at CLE 12/15 (24 att., 0 TD)
127, Stacy, STL vs. TEN 11/03 (27 att., 2 TD)
127, Mathews, SD at MIA 11/17 (19 att., 0 TD)
125, Lynch, SEA vs. TB 11/03 (ot) (21 att., 0 TD)
125, Forte, CHI at GB 11/04 (24 att., 1 TD)
124, Bell, PIT at GB 12/22 (26 att., 1 TD)
123, Reece, OAK at NYJ 12/08 (19 att., 1 TD)
121, A. Morris, WAS vs. SD 11/03 (ot) (25 att., 1 TD)
120, Lacy, GB at BAL 10/13 (23 att., 0 TD)
120, Forte, CHI at MIN 12/01 (ot) (23 att., 0 TD)
120, D. Williams, CAR vs. NYG 09/22 (23 att., 0 TD)
117, Ball, DEN at KC 12/01 (13 att., 0 TD)
117, Bush, DET vs. GB 11/28 (20 att., 1 TD)
116, Spiller, BUF vs. KC 11/03 (12 att., 0 TD)
116, McCoy, PHI at TB 10/13 (25 att., 0 TD)
115, Charles, KC vs. SD 11/24 (14 att., 2 TD)
115, Asiata, MIN vs. DET 12/29 (14 att., 0 TD)
115, A. Brown, NYG vs. OAK 11/10 (30 att., 1 TD)
115, Ridley, NE vs. PIT 11/03 (26 att., 2 TD)
115, Brown, PHI vs. CHI 12/22 (9 att., 1 TD)
112, Pryor, OAK at IND 09/08 (13 att., 0 TD)
111, Jackson, BUF vs. MIA 12/22 (19 att., 1 TD)
110, Lacy, GB vs. MIN 11/24 (ot) (25 att., 1 TD)
110, Gore, SF vs. SEA 12/08 (17 att., 0 TD)
110, Forte, CHI vs. GB 12/29 (22 att., 2 TD)
110, Mathews, SD at JAX 10/20 (21 att., 1 TD)
109, B. Cunningham, STL vs. CHI 11/24 (13 att., 1 TD)
109, Ivory, NYJ vs. CLE 12/22 (20 att., 0 TD)
109, Todman, JAX vs. BUF 12/15 (25 att., 0 TD)
108, Charles, KC at TEN 10/06 (22 att., 1 TD)
107, A. Morris, WAS at GB 09/15 (13 att., 0 TD)
106, Pryor, OAK vs. PIT 10/27 (9 att., 1 TD)
106, Jacobs, NYG at CHI 10/10 (22 att., 2 TD)
106, Charles, KC vs. IND 12/22 (13 att., 1 TD)
105, Spiller, BUF at NE 12/29 (19 att., 0 TD)
105, L. Miller, MIA vs. CIN 10/31 (ot) (16 att., 0 TD)
105, Dan. Thomas, MIA at PIT 12/08 (16 att., 1 TD)
105, Bush, DET at CHI 11/10 (14 att., 0 TD)
104, Ivory, NYJ vs. NE 10/20 (ot) (34 att., 0 TD)
104, Stacy, STL vs. TB 12/22 (33 att., 1 TD)
103, Mathews, SD vs. NYG 12/08 (29 att., 1 TD)
103, Franklin, GB at CIN 09/22 (13 att., 1 TD)
103, Spiller, BUF vs. CAR 09/15 (16 att., 0 TD)
103, Jones-Drew, JAX vs. HOU 12/05 (14 att., 0 TD)
102, Foster, HOU vs. SEA 09/29 (ot) (27 att., 0 TD)
102, Tate, HOU vs. NE 12/01 (22 att., 3 TD)
102, Mathews, SD vs. IND 10/14 (22 att., 0 TD)
102, Wilson, SEA at IND 10/06 (13 att., 0 TD)
102, Jennings, OAK vs. PHI 11/03 (15 att., 1 TD)
102, Forte, CHI vs. DAL 12/09 (20 att., 0 TD)
102, Lynch, SEA at IND 10/06 (17 att., 0 TD)
101, Vereen, NE at BUF 09/08 (14 att., 0 TD)
101, Gore, SF vs. ARI 10/13 (25 att., 0 TD)
100, Peterson, MIN at CHI 09/15 (26 att., 0 TD)



MIAMI DOLPHINS
BIOGRAPHIES

GENERAL MANAGER DENNIS HICKEY

CollegeTulsa

NFL19th Season

DolphinsFirst Season



Miami Dolphins Chairman of the Board and Managing General Partner Stephen Ross named Dennis Hickey as the team's General Manager on January 28, 2014. He joins the Dolphins after spending 18 years with the Tampa Bay Buccaneers, including the past three seasons as the team's Director of Player Personnel.

In his new role with the Dolphins, Hickey is responsible for football operations and administration, including directing the college and pro personnel departments. He directs all scouting efforts involving the college draft, free agency, the Canadian Football League, and personnel of the other 31 NFL teams. Hickey works together with Head Coach Joe Philbin and other senior executives in implementing the philosophy of building a championship caliber football team.

During his time as Tampa Bay's Director of Player Personnel, Hickey worked alongside General Manager Mark Dominik to engineer a series of impressive off-seasons both via free agency acquisitions as well as through the NFL Draft. In addition to his eye for talent evaluation, Hickey also has a history of scouting and evaluating all levels of professional football including NFL, CFL and the Arena Football League while also handling all aspects of the NFL Draft. He also assisted in managing the day-to-day football operations focusing on player personnel, overseeing both the pro personnel and college scouting departments. Along with his football operations duties, Hickey also assisted Dominik and the Buccaneers coaching staff with all transactions made by the team including, daily roster moves, free agency and contract negotiations.

Over his final two seasons in Tampa Bay, three members of the Buccaneers have earned All-Pro recognition or have been selected to play in the Pro Bowl. The three players, Doug Martin (2012 Pro Bowl selection), Gerald McCoy (2012 and 2013 Pro Bowl selection and 2013 All-Pro Selection) and Lavonte David (2013 All-Pro Selection) were all draft selections and have become a solid foundation for the team going forward.

The 2013 off-season saw the Buccaneers sign Pro Bowl safety Dashon Goldson while further bolstering the defensive backfield with the acquisition of perennial All-Pro and 2009 AFC Defensive Player of the Year, cornerback Darrelle Revis. Coupled with free agent acquisitions, Tampa Bay also added talent on both sides of the ball through the draft highlighted by All-Rookie selections defensive back Jonathan Banks and quarterback Mike Glennon, who was also named NFC Rookie of the Month for November. Other key contributors acquired in the 2013 draft included defensive end Akeem Spence, linebacker William Gholston and running back Mike James, who each started multiple games as well as undrafted free tight end Tim Wright, who appeared in all 16 games in 2013, with eight starts, while lead all rookie tight ends in receptions. All six of the Buccaneers draft choices in 2013 were a part of Tampa's 53-man roster and appeared in 75 of the 96 regular season games, starting a combined 50 games.

The additions of 2013 came following a 2012 offseason which the Buccaneers were one of the most active teams in the pursuit of available free agents. During the 2012 free agency period, Tampa Bay made an immediate splash as they signed Pro Bowl wide receiver Vincent Jackson, Pro Bowl guard Carl Nicks and cornerback Eric Wright. Coupled with the free agent signings, Hickey also had a key role with an impressive 2012 draft which saw the team select three players who went on to be named to the PFW/PFWA All-Rookie Team, safety Mark Barron, running back Doug Martin and linebacker Lavante David. In addition to being named to the All-Rookie team, Martin also garnered a trip to the Pro Bowl following the 2012 season.

The 2011 draft saw the Buccaneers lay a foundation on defense as they drafted several players who would make an immediate impact on the defensive side of the ball. Hickey started in the first round selecting University of Iowa defensive end Adrian Clayborn with the 20th overall selection. Clayborn went on to start all 16 games while recording 54 tackles, a team-leading 7.5 sacks, 26 quarterback pressures, four TFL and three forced fumbles. The defensive trend continued as the Buccaneers selected Clemson defensive end Da'Quan Bowers, considered by many a potential high first round pick, in the second round and linebacker Mason Foster in the third round. Foster would go on to record a team-leading 126 tackles, four TFL, 2.0 sacks, four quarterback pressures, one interception, two passes defensed, one forced fumble and one fumble recovery.

In 2010, Hickey's first year as the team's Director of Player Personnel, he looked to the draft to build and strengthen the team en route to a 10-6 record. Seven of the nine players selected in the draft had at least one start, with the class as a whole recording a total of 49 starts on the season. The 2010 class was highlighted by wide receiver Mike Williams, as the fourth-round selection started every game for the Buccaneers and finished with

65 receptions for 964 yards and 11 touchdowns all which led all NFL rookie receivers. At the conclusion of the 2010 season Williams was named a finalist for the Pepsi NFL Rookie of the Year and finished second to St. Louis quarterback Sam Bradford in voting for AP Offensive Rookie of the Year.

The 2009 draft provided immediate returns as first round pick, quarterback Josh Freeman, led all rookies in completion percentage (54.5). Freeman also made his mark on the Buccaneers record book as he set rookie franchise marks with 10 touchdown passes and 1,855 passing yards in just nine starts. The 2009 draft also produced defensive tackle Roy Miller, who tied for third among Tampa linemen with 54 tackles and two sacks as well as wide receiver Sammy Slaughter who finished third on the team with 31 receptions for 334 yards and a touchdown while also contributing on special teams with a kickoff return for a touchdown.

The 2008 draft produced a number of contributors which included cornerback Aqib Talib, who tied for the NFL lead among rookies with four interceptions, offensive lineman Jeremy Zuttah, who emerged as a starter at both guard positions, and linebacker Geno Hayes, a special teams contributor who would work his way into the Buccaneers starting lineup at the start of the 2009 season. In 2007, the Buccaneers compiled a draft class that was highlighted by two selections to the Pro Football Writers/Pro Football Writers Association All-Rookie team. First round selection Gaines Adams led all rookies with six sacks, while guard Aaron Sears started all 16 games during his rookie campaign.

In 2006, the Tampa rookie class saw four draft selections start 38 games for the Buccaneers including quarterback Bruce Gradkowski, guard Davin Joseph, wide receiver Maurice Stovall and tackle Jeremy Trueblood. Joseph has become a mainstay along the Tampa offensive line and has since been selected twice (2008, 2011) to represent the Buccaneers in the Pro Bowl.

In 2005, his first year as the Director of College Scouting, Hickey helped assembled a draft class that provided three immediate starters on offense including the Diet Pepsi NFL Rookie of the Year running back Carnell "Cadillac" Williams, guard Dan Buenning, who started all 16 games during his rookie campaign, and tight end Alex Smith, who recorded 41 receptions for 367 yards and two touchdowns while appearing in all 16 games. The contributions of the 2005 rookie class, in which 10 of the team's 12 draft picks spent time on the roster, helped the Buccaneers complete an impressive turnaround from a 5-11 team in 2004 to 11-5 in 2005 and a NFC South Division Championship.

Hickey's eye for talent has also extended past the draft, as he played instrumental roles in the acquisition of a number undrafted collegiate free agents who developed into promising professional players. Some of the undrafted free agents signed by the Buccaneers included running back LeGarrett Blount, originally signed by the Tennessee Titans but claimed off waivers by Tampa, who led all rookies in 2010 with 1,007 yards rushing and became only the second undrafted running back (Dominic Rhodes in 2001) to rush for more than 1,000 yards as a rookie in NFL history. Another player who found success with Tampa was defensive tackle Michael Bennett who went undrafted in 2009 and was claimed off waivers from the Seattle Seahawks during the 2009 season by the Buccaneers after going undrafted and spent the next three seasons in Tampa Bay, turning in an impressive 2012 when he reached a career high in tackles, sacks and forced fumbles. In 2008, the Buccaneers signed two undrafted free agents who would significantly contribute including running back/kick returner Clifton Smith (2008), a 2009 Pro Bowl selection as a kick returner as well as being named AP Second-Team All-Pro, and cornerback Elbert Mack, who appeared in 15 games in the Buccaneers' secondary and on special teams and finished the 2008 season with 12 special team tackles.

Prior to taking a senior administrative and personnel role with the Buccaneers, Hickey was a member of the team's college scouting staff where he was responsible for the Midwest region of the country. While a scout, Hickey played a key role in scouting several players who would become key contributors to the Buccaneers, including University of Nebraska linebacker Barrett Ruud in 2005 and Kansas State kicker Martin Gramatica in 1999. Ruud, a second-round selection (36th overall) during the 2005 NFL Draft, spent six seasons (2005-2010) with the Buccaneers and was a mainstay on the Tampa defense starting 63 of 64 games during a four-year span (2007-2010). Gramatica, was a third round selection (80th overall) during the 1999 NFL Draft, spent five seasons (1999-2003) with Tampa Bay earning All-Pro Second Team honors in 2000 while also being named to the 2000 Pro Bowl. It was also during this time that he was a part of the Buccaneers organization that claimed the franchises' first Super Bowl Championship in 2002, a 48-21 victory over the Oakland Raiders in Super Bowl XXXVII in San Diego, California.

Hickey joined the Buccaneers as a pro personnel assistant in 1996 following a stint as a coach at Blinn Junior College where he was responsible for coaching the defensive backs as well as recruiting the state of Texas. Hickey has been a part of programs throughout his career whether on the high school, collegiate or professional level that have gone on to win championships, including a high school state championship in 1989, a junior college national championship in 1990 and a Super Bowl title in 2002. Hickey began his collegiate career as a safety at Coffeyville Community College in Coffeyville, Kansas, where he was a captain and an academic All-American prior to becoming a three-year starter and letter winner at safety for the University of Tulsa.

Dennis and his wife, Stephanie, have one daughter, Breanna, and one son, Barrett.

DENNIS HICKEY'S FOOTBALL EXPERIENCE

1990-91 Coffeyville CC – Safety
1992-94 University of Tulsa – Safety
1994-95 Blinn Junior College – Defensive Backs
1996-2013 T.B. Buccaneers – Pro Personnel Assistant (1996-97)
Midwest Scout (1998-04)
Director of College Scouting (2005-10)
Director of Player Personnel (2010-13)

DENNIS HICKEY'S INTRODUCTORY PRESS CONFERENCE TRANSCRIPT

"Thank you Mr. Ross. I'm truly honored and count it as privilege to be named the General Manager of the Miami Dolphins. It was a thorough process. Challenging process. But it was key for me as I went through the process. I wanted to get a feel for just the level of commitment to bringing a championship back to Miami and through every interaction that I had with Stephen and through the whole interview process I found a person that was totally dedicated to committing whatever resources needed to bring a championship team back to Miami. Just I was impressed with his knowledge. We had numerous conversations and his knowledge of not only of his own team but also my team and players and we had one interchange where he was asking me about the high school achievements of one of the players we drafted and I was very impressed with that knowledge and just a passion and just his commitment in know that he will commit whatever resources that we need to make us a winner. Also want to thank the Glazer family and the Buccaneer organizations. Spent 18 years, almost half my life as part of that organization and through it all, even though I was with the same organization all those 18 years, worked under several different head coaches, several different GM's and was truly blessed to learn from some great men and great football minds and great people. Starting with Tony Dungy, Jon Gruden, Coach Raheem Morris, Greg Schiano in addition to the General Managers that I've worked under, Rich McKay, Bruce Allen, and Mark Dominik. Again, I took it upon myself as a young scout to just be a sponge. There was so much knowledge in the building that I always wanted to look and learn and not only learn from successes but learn from failures and continue to hone my craft not only as an evaluator but also with the thought of eventually becoming a GM and how I would detail my processes that would lead to good decisions. I was truly blessed to be in the Bucs organization and also have a good relationship with Lovie Smith and Jason Licht. I only worked under them for a couple of weeks before this opportunity presented itself. I'm also blessed to have my family here. The scouting profession, like the coaching profession is very challenging and a lot of sacrifices have to be made by the families. I'm blessed to have a beautiful and lovely wife that's a special person that's my soul mate and really my guardian angel here on earth that has been with me and really helped me through this process. Being patient for my opportunity. The talented and beautiful daughter, Brianna, age 14 who will always be daddy's little girl. Than my son, what I call my mini me, Barrett. Upon learning that I accepted the job we were leaving church. We were in my wife's minivan and got the call from Mr. Ross and Coach Philbin and the excitement and he's like okay, when do I get my jersey? So we made sure that drove down to the local sporting goods and got him his (Ryan) Tannehill jersey. They're a part of, a big part of me and I'm so thankful for their support throughout the years. I'm also thankful for my mom and my dad who passed away a couple of years ago and just the foundation they laid for me, making me the person that I am. Appreciate my two brothers. As I had an antidote as we talked with a lot of staff over at the stadium today that they taught me competitive nature at an early age. Two older brother, we competed about everything and that kind of drove the competitive nature that drove me to want to play sports and when I was done playing sports to get in the sports profession. I think as a competitive environment as there is in the world and just excited to be part of that. My brothers, Bart and Brett, they're both very successful in their endeavors and they're a big part of shaping who I am."

"You know as we went through this process there were so many things that as I did my research on the Dolphins organization and the past and the present and the future it struck my first time in the building I was been let through and seen, you know all the pictures of the Dolphin greats. Because that's the one thing about this organization. It has a very proud past. History of not only good players but great players. Not only great players but legendary players. Not only good coaches but great coaches. Not only great coaches but legendary coaches. Not only good teams but great teams. Not only great teams but legendary teams. And just the excitement to join in that organization and embracing all of the great names and seeing the pictures of Dan Marino, Bob Griese, Larry Csonka, Jason Taylor, Zach Thomas. Just knowing the rich tradition that has come before me and come before our future team because I think it's so important that as our players, that they embrace the greatness that has been part of this organization and that was a huge part of my draw to the organization. That's my person commitment is to return and build a, continue to build a team a long side Coach Philbin that is a team that our passionate fan base can be proud of on the field. That's successful on the field but also that our community can be proud of off the field. And that can bring, look I'm about

winning. Okay. My competitive nature as they asked me, 'What is it about you that separates you' and that's competitive nature. I no longer play. My competitive outlet is scouting, evaluating players, being innovative, looking at different things, different ways to approach team building that can be better than the other 31 teams. It starts with unified vision, detailed proven processes and surrounding yourself with as many talented people as you can. That's the goal and that was the other draw of the Dolphins organization. I had come to know Coach Philbin, just as an area scout in the Midwest going through Iowa and as an area scout you watch a lot of practices, you see how coaches interact and the ones that develop and develop players and teach are always the ones that kind of stood out and I always felt that Coach Philbin was one of those and as I followed his career it was no surprise to me that he continued to climb the ladder, had success at every point. And that was a big draw to the Dolphins organization for me was the opportunity to work a long side Coach Philbin with commonality as I went through the interview process and kind of laid out a vision of who I am. My beliefs, my core beliefs, my philosophy. What I believe in, an organization of trust and integrity. A group of passionate people that will work hard, that will use innovative methods to become a winner and as we sat there it was kind of like, yes, this fits. As I came back and talked to my wife I said it went great. I feel like we're already on the same page and our philosophies are the same and we just want to build a winner and do it together, collectively and there's no magic pill to building a championship team. I was fortunate in my time in Tampa to watch a championship team being built and it took the entire organization working together and it was a process. And it was built one decision at a time. That's going to be the same way it is here but the goal is to be a winner and to win championships. One of the other draws to the organization and why I felt it was a fit for me was I thought it had a good nucleus of young players that I felt could develop into a championship quality roster. And so I was excited about that. I was excited about the people. As I interacted with them over the last couple of days and I'm actually in the building and working with the people, all of my impressions have been confirmed. Just the talent, as I sat down with Dawn Aponte and went through out salary cap structure and again that was another appealing, the salary cap flexibility under her director and her command of the salary cap. I was fortunate to participate in a GM Symposium over the summer at the Wharton School of Business and she presented on a couple of different salary cap topics and I was always impressed on her knowledge of the cap, her abilities to work numbers and also just her, the presence and ability to work together with people. So all those things were draws at every point. I just felt it was a perfect fit for me. It was a perfect fit for my family and I felt it was place that I could come in and through good decision making, one decision at a time that we could build a winner. A sustained championship team here in Miami and that's why I took the job. That's why I'm hearing, like I said, every day since it's been just complete confirmation of all my thoughts. As I have interacted more with Tom Garfinkel, Matt Higgins, Stephen Ross, with the PR, the Strength Coach, Darren Krein, the medical staff, Kevin O'Neill. Even the assistants, Anne (Rodriguez), coaches assistant, who's been here 35 years. To interact with her and just see everything fit. My own personal assistant Annie (Berger), everything, I see an organization that has the foundation, that has the people and has the vision to become a championship organization and that's my personal commitment to play my part. To be that compliment to all the talent that's already been assembled here and the staff not only with the nucleus of players but also the people in the front office and just continue to work, roll up my sleeves and I'm just anxious to get to work and that process has already started. I came in on Monday and we've had meetings medical staff, we had meetings with our personnel departments, meetings with the coaches and continue to get to know the roster better. I have a knowledge of the roster. We played you guys, we played us twice, we played us twice and so I have knowledge of the roster but you don't really know the roster fully until you get in the building, get to know the coaches, get to know the players on a more intimate level and so I'm anxious to get to do that and I just know that the commitment from Mr. Ross is there for the resources for us to build a championship team. I know the team is in place. People that can complement and work together under a unified vision to bring the championship back to Miami. This is a passionate fan base. Every time I've been to a Miami Dolphin game when we played you guys you just notice the passion because it's a passion based on history and success and I don't take the charge of being the General Manager lightly and you know building that champion that our passionate fan base deserves and that this city deserves and that South Florida deserves."

HEAD COACH JOE PHILBIN

CollegeWashington & Jefferson

NFL11th Season

DolphinsSecond Season



Finishing his second season as head coach of the Miami Dolphins, Joe Philbin led the team to an 8-8 record in 2013. It marked the second straight season the Dolphins improved their win total under Philbin, and he became the Dolphins' first coach to improve the team's record two consecutive years since the 1997 and 1998 campaigns. In addition, the Dolphins were one of only four teams in the NFL this year (along with Seattle, Cincinnati, and Carolina) to improve their record for a second straight season.

The Dolphins got off to a 3-0 start, the first time since 2002 they won their first three games. Philbin rallied the team through a variety of challenges in the middle of the campaign, winning five times in a seven-game stretch in November and December and keeping the team in playoff contention the entire season.

Along the way, the Dolphins improved in a number of key areas. Philbin emphasized the importance of takeaways throughout the year and the defense responded by recording a takeaway in 15 of their 16 games, one of only five NFL teams to accomplish that feat in 2013. In addition, the Dolphins improved their turnover ratio by a +8 margin from the previous season, the eighth best turnover improvement in the league.

As a mark of the team's discipline, in 2013 the Dolphins tied for the third least penalized team in the league. In fact, in Philbin's two years at the helm of the team, the Dolphins recorded 152 penalties for 1,322 yards, both of which were the second lowest figures in the NFL in that span, behind only the Atlanta Falcons' 146 penalties for 1,203 yards.

The Dolphins finished third in the AFC in scoring defense, while limiting opponents to a 77.3 passer rating, the third lowest total in the AFC and the fifth lowest total in the NFL. The Dolphins also had the best two-minute offense in the NFL, producing a league-high 36 points in drives that began with two minutes or less left in the half or the game.

Individually, quarterback Ryan Tannehill continued his development under Philbin's direction, becoming only the second Dolphin QB in team history (along with Dan Marino) to throw for 24 or more touchdowns in a season. In addition, in his two years playing under Philbin, Tannehill has thrown for a total of 7,207 yards, the fifth highest total by an NFL quarterback in his first two seasons in league history. Brian Hartline notched his second consecutive 1,000-yard receiving season, only the fifth time that has been accomplished in Dolphin annals. In addition, Charles Clay developed into one of the premier tight ends in the league, while center Mike Pouncey was named to his first Pro Bowl team.

Defensively, two Dolphins – defensive end Cameron Wake and cornerback Brent Grimes – were named to the Pro Bowl as a result of their outstanding season-long play. Three players – linebacker Philip Wheeler, safety Reshad Jones, and linebacker Dannell Ellerbe – each registered 100 or more tackles, and Olivier Vernon blossomed into one of the best pass-rushing defensive linemen in the league.

On special teams, punter Brandon Fields earned his first Pro Bowl selection while finishing second in the NFL in punting with an average of 48.8 yards per kick, while kicker Caleb Sturgis notched 111 points, the second-highest point total by a Dolphin rookie in club history.

In 2012, in Philbin's first year as an NFL head coach, the Dolphins finished in second place in the AFC East with a 7-9 record. Working with one of the youngest rosters in the NFL, Philbin had the Dolphins in playoff contention until the penultimate week of the season while improving the team's record from the previous year.

Under Philbin's leadership, the team finished tied for first in the AFC in touchdowns allowed by defense (32), and its 42.6% of red zone touchdowns allowed was the lowest figure in the NFL. Defensively, the team ranked third overall in the AFC in points allowed per game (19.8), and the team's 36.6% third down conversion rate against was the sixth best in the AFC and the tenth best mark in franchise history. In addition, the Dolphins had the third fewest penalties in the NFL in 2012.

Also under Philbin's guidance, Tannehill set franchise rookie records in several offensive categories and became the first quarterback in Dolphins history to start in all of the team's games in his first year in the league. In addition, Wake recorded 15 sacks to finish fourth in the NFL in that category while earning a starting role on the AFC's Pro Bowl team. For the third time in team history, the Dolphins had four players with 95 or more tackles.

The special teams unit also excelled under Philbin's direction, as Marcus Thigpen became the first Dolphin to return a punt and a kickoff for a touchdown in the same season. Fields' average of 50.2 yards per punt not only led the NFL, but was the highest single season punting average in team history.

Philbin was named the tenth head coach in Miami Dolphins history on January 20, 2012. As a measure of the respect Philbin earned in his first

year as the team's head coach, he was named to the Coaches Subcommittee of the NFL Competition Committee by Commissioner Roger Goodell on April 15, 2013. He also was chosen by the league to make a presentation at the NFL Career Development Symposium at the Wharton School of Business that May.

Prior to joining the Dolphins, Philbin served as the Green Bay Packers' offensive coordinator from 2007-11. He originally joined the Packers on February 10, 2003 as assistant offensive line coach. He was elevated to tight ends/assistant offensive line coach on February 27, 2004. Packers Head Coach Mike McCarthy promoted Philbin to offensive line coach on January 17, 2006, and then to offensive coordinator on January 15, 2007.

From 2007-11, Philbin directed an offensive unit which ranked in the top 10 in both total yards and total points, one of only two teams in the league (New England) to accomplish that feat during that period. Green Bay's point total (2,263) was third in the league over that five-year span, trailing only New England (2,457) and New Orleans (2,283).

Green Bay reached the playoffs in four of Philbin's five seasons as offensive coordinator. In three of those appearances, the Packers set team postseason records for most points in a game, with 42 vs. Seattle in 2007, 45 at Arizona in 2009, and 48 at Atlanta in 2010.

During his five seasons as offensive coordinator, a total of 12 Packers were selected to the Pro Bowl, including wide receiver Greg Jennings (second appearance), fullback John Kuhn (first), quarterback Aaron Rodgers (second) and center Scott Wells (first), in 2011.

In 2011, the Packers set single-season franchise records for regular-season games won (15), total points (560), average points per game (35.0), total points at home (321), average points per game at home (40.1), touchdowns (64), net passing yards (4,924) and fewest giveaways (14). The 2011 season marked the third straight campaign (2009-11) that the Packers averaged at least 250.0 net passing yards. Prior to that three-year span, Green Bay had never accomplished that feat in consecutive seasons.

Rodgers established himself as one of the league's elite passers in 2011 as he posted a 122.5 passer rating, the best single-season mark in NFL history. He set an NFL single-season record with 13 games with a 100-plus quarterback rating and 12 games with 110-plus rating. He also set franchise marks with 4,643 passing yards and 45 TDs while becoming the only quarterback in NFL history to pass for 4,000+ yards and have six or fewer INTs.

Green Bay's 6,482 total net yards in 2011 ranks first in franchise history, besting the 2004 total of 6,357 yards. The Packers' 560 points for the 2011 season ranks third in NFL single-season annals behind only the 2007 New England Patriots (589) and the 2013 Denver Broncos (606). With 70 total touchdowns in 2011, Green Bay tied the 1984 Miami Dolphins for the third-most TDs in a season in NFL history, behind only the 2007 New England Patriots (75 TDs) and the 2013 Denver Broncos (76). The Packers' turnover differential of plus-24 in 2011 tied for the second-best in franchise history behind only the plus-26 margin in 1943.

In 2010, en route to the franchise's 13th world championship, the Packers finished with the NFL's fifth-ranked passing offense at 257.8 yards per contest. It was the first time in franchise history that the Packers averaged 250.0 net passing yards in back-to-back seasons. Rodgers finished in the top 10 in nearly every passing category, falling just 78 yards short of his third straight 4,000-yard season despite missing one-and-a-half games due to a concussion. The Packers also posted two 45-point games during the regular season, the first time Green Bay had accomplished that feat since 1983.

From 2008-09, the Packers became the first team in league history to have a 4,000-yard passer (Rodgers), a 1,200-yard rusher (Ryan Grant) and two 1,000-yard receivers (Greg Jennings, Donald Driver) in back-to-back seasons. The 2009 unit was particularly prolific, compiling a then-franchise-record 461 points and gaining 6,065 total net yards, which at the time was the third-most in team history. The 2009 offense also led the league in time of possession (33:03) and in fewest turnovers (16), both franchise bests.

In 2007, behind quarterback Brett Favre's MVP-caliber season, the offense ranked second in the NFL in total yards. That ranking was Green Bay's highest since 1983, while the 5,931 net yards and 435 total points both rank fourth on the franchise's single-season list. Favre's 4,155 yards passing that year combined with Rodgers' 4,038 yards in 2008 marked the first time in league history a team had different 4,000-yard passers in consecutive years.

Philbin's move from offensive line coach to offensive coordinator helped maintain continuity with the young offensive linemen and zone-blocking scheme. In 2006, Philbin oversaw a line that had three rookies (Daryn Colledge, Jason Spitz and Tony Moll) combine for 38 starts. Despite injuries that led to five different starting combinations, the Packers allowed only 24 sacks and improved their run production by a half-yard per carry.

In 2005, Philbin's tight ends contributed to a passing game hampered by injuries. Green Bay joined Tennessee as one of only two NFL teams to have three tight ends record at least 25 receptions each that season, as Philbin effectively blended Donald Lee into the offense despite the tight end's late-preseason arrival.

Philbin's group in 2004 contributed to an offense that racked up more total yards (6,357) and passing yards (4,449) than any team in franchise history to that point. As proved in 2003, the line played an integral role in the NFL's third-ranked offense, including team marks for first downs (354), completions (382) and fewest sacks (14). In 2003, Philbin's teaching played a role in a rushing offense that improved from 12th the year before to third in the NFL, proving to be one of the best lines in team history.

Philbin came to Green Bay after four seasons as offensive line coach at the University of Iowa (1999-2002). Under Philbin's stewardship, Iowa fielded one of college football's finest offensive lines in 2002, helping the Hawkeyes finish second in the Big Ten Conference in rushing (214.2 yards per game). Philbin pupils Eric Steinbach, Robert Gallery and Bruce Nelson earned three of the five first-team All-Big Ten linemen spots, while Steinbach earned consensus All-America honors. Over the next two years, all three were selected in the first two rounds of the NFL Draft.

Prior to coaching at Iowa, Philbin served as offensive coordinator and offensive line coach at Harvard University (1997-98). Under his direction in 1997, the Crimson established 15 offensive records. Five members of his offensive squad earned All-Ivy League honors, including Matt Birk, a 1998 draft choice and six-time Pro Bowl selection.

Philbin was offensive coordinator/offensive line coach at Northeastern University (1995-96) and offensive line coach at Ohio University (1994). He also spent four seasons (1990-93) at Allegheny College, highlighted by two undefeated regular seasons and an NCAA Division III national championship in 1990.

Born in Springfield, Mass., Philbin is a 1984 graduate of Washington & Jefferson College (Pa.), where he played tight end (1980). He also possesses a master's degree in education from Tulane University (1986). He is married to Diane, and the couple has five children, Matthew, John, Kevin, Tim, Colleen and a deceased son, Michael.

JOE PHILBIN'S COACHING HISTORY

1984-85	Tulane University – Graduate Assistant
1986-87	Worcester Tech – Offensive Line
1988-89	U.S. Merchant Marine Academy – Offensive Line
1990-93	Allegheny College – Offensive Coordinator/Offensive Line Coach
1994	Ohio University – Offensive Line Coach
1995-96	Northeastern University – Offensive Coordinator/Offensive Line Coach
1997-98	Harvard University – Offensive Coordinator/Offensive Line Coach
1999-2002	University of Iowa – Offensive Line Coach
2003-11	Green Bay Packers – Assistant Offensive Line Coach (2003) Tight Ends/Assistant Offensive Line Coach (2004-05) Offensive Line Coach (2006) Offensive Coordinator (2007-11)
2012-	Miami Dolphins – Head Coach

JOE PHILBIN'S CAREER RECORD

YEAR	TEAM	POSITION	REGULAR SEASON	POSTSEASON	POSTSEASON RECAP
1986	Worcester Tech	Offensive Line	5-3		
1987	Worcester Tech	Offensive Line	2-6		
1988	U.S. Merchant Marine Academy	Offensive Line	2-8		
1989	U.S. Merchant Marine Academy	Offensive Line	5-4		
1990	Allegheny College	Offensive Coordinator/OL	9-0-1	4-0	Div III National Champions
1991	Allegheny College	Offensive Coordinator/OL	10-1	1-1	Div III National Quarterfinals
1992	Allegheny College	Offensive Coordinator/OL	8-2		
1993	Allegheny College	Offensive Coordinator/OL	9-1	0-1	Div III National First Round
1994	Ohio University	Offensive Line	0-11		
1995	Northeastern University	Offensive Coordinator/OL	4-7		
1996	Northeastern University	Offensive Coordinator/OL	6-5		
1997	Harvard University	Offensive Coordinator/OL	9-1		
1998	Harvard University	Offensive Coordinator/OL	4-6		
1999	University of Iowa	Offensive Line	1-10		
2000	University of Iowa	Offensive Line	3-9		
2001	University of Iowa	Offensive Line	6-5	1-0	Won Alamo Bowl (Texas Tech)
2002	University of Iowa	Offensive Line	11-1	0-1	Lost Orange Bowl (Southern Cal)
2003	Green Bay Packers	Assistant Offensive Line	10-6	1-1	Lost Divisional Round (Philadelphia)
2004	Green Bay Packers	Tight Ends/Ass't Offensive Line	10-6	0-1	Lost Wild Card Round (Minnesota)
2005	Green Bay Packers	Tight Ends/Ass't Offensive Line	4-12		
2006	Green Bay Packers	Offensive Line	8-8		
2007	Green Bay Packers	Offensive Coordinator	13-3	1-1	Lost NFC Championship (N.Y. Giants)
2008	Green Bay Packers	Offensive Coordinator	6-10		
2009	Green Bay Packers	Offensive Coordinator	11-5	0-1	Lost Wild Card Round (Arizona)
2010	Green Bay Packers	Offensive Coordinator	10-6	4-0	Won Super Bowl XLV (Pittsburgh)
2011	Green Bay Packers	Offensive Coordinator	15-1	0-1	Lost Divisional Round (N.Y. Giants)
2012	Miami Dolphins	Head Coach	7-9		
2013	Miami Dolphins	Head Coach	8-8		

	REGULAR SEASON				ALL GAMES			
	W	L	T	PCT.	W	L	T	PCT.
College Assistant	94	79	1	.543	100	82	1	.549
NFL Assistant	87	57	0	.604	93	62	0	.600
NFL Head Coach	15	17	0	.469	15	17	0	.469
28-YEAR COACHING HISTORY	196	153	1	.561	208	161	1	.564

DAVID ARKIN #66

PositionGuard
Height/Weight6-5, 310
Born10/7/87
CollegeMissouri State '11
AcquiredFA, 2013
NFLSecond Season
DolphinsFirst Season



2013: Played in a reserve role once and was inactive seven times since joining the Dolphins ... Made his NFL and Dolphin debut in a reserve role on Nov. 24th vs. Carolina ... Was signed by the Dolphins on Nov. 5th off the Dallas Cowboys' practice squad ... With Dallas this year he was active for one game and inactive for six ... Was released by the Cowboys on October 26, 2013 and signed to the team practice squad on October 29, 2013.


PRO: Spent the past three seasons with the Dallas Cowboys ... Originally entered the NFL with Dallas as a fourth round pick (110th overall) in the 2011 NFL Draft.

COLLEGE: A four-year letterman at Missouri State (2007-10) ... Saw action at both right guard and left tackle for the Bears and earned All-MVFC honors each year.

PERSONAL: Attended Kapaun Mt. Carmel High School, in Wichita, Kansas ... Born on October 7, 1987.

ARMON BINNS #19

PositionWide Receiver
Height/Weight6-3, 211
Born9/8/89
CollegeCincinnati '11
AcquiredWai. (Cin.), 2012
NFLSecond Season
DolphinsSecond Season



Was placed on Injured Reserve on August 1st with a knee injury after being waived/injured on July 31st ... Suffered that injury during practice on July 28th...

SAM BRENNER #65

PositionCenter
Height/Weight6-2, 310
Born4/27/90
CollegeUtah '13
AcquiredFA, 2013
NFLRookie
DolphinsRookie



Started at left guard four games and played in a reserve role three times ... Made his Dolphin and NFL debut in a start at left guard on Nov. 17th vs. San Diego ... Had been activated from the Dolphins practice squad on Nov. 16th ... Until that point had been on the team's practice squad all season ... Was signed to the practice squad on Sept. 2nd after being waived by the Dolphins on August 31st ... Originally joined the Dolphins as an undrafted free agent ...

JALIL BROWN #37

PositionCornerback
Height/Weight6-1, 205
Born10/14/87
CollegeColorado '11
AcquiredWai. (Ind.), 2013
NFLThird Season
DolphinsFirst Season



2013: Was inactive twice ... Was awarded off waivers from the Indianapolis Colts on Dec. 17th ... Joined Miami after spending the past seven weeks of the 2013 season with the Indianapolis Colts where he saw action in five games, recording four tackles ...


PRO: Before joining the Dolphins, over the course of his career he had appeared in 34 career games with two starts while registering 37 tackles, two passes defended and a forced fumble ... Was signed by the Indianapolis Colts on October 22, 2013 ... Before that he spent two seasons with the Chiefs (2011-12) appearing in 29 games prior to being waived at the conclusion of training camp on September 1, 2013 ... Originally entered the NFL as a fourth-round draft selection (118th overall) by the Kansas City Chiefs in the 2011 NFL Draft.

COLLEGE: Brown attended the University of Colorado (2006-10) where he appeared in 49 games, 28 of those in a starting role ... Totaled 167 tackles, 24 passes defended, five tackles for loss, four fumble recoveries, and ten special teams tackles for the Buffalos.

PERSONAL: Attended South Mountain High School in Phoenix, Arizona ... Was an all-state selection at running back as a high school senior after rushing for 1,910 yards and 29 touchdowns while catching 15 passes for 400 yards and three scores ... Born October 14, 1987 in Phoenix, Arizona.

NOLAN CARROLL #28

PositionCornerback
Height/Weight6-1, 205
Born1/18/87
CollegeMaryland '10
AcquiredD5a, 2010
NFLFourth Season
DolphinsFourth Season



For the season had 46 tackles, 12 passes defended, two sacks for 16 yards in losses, and three interceptions he returned for 24 yards ... His three interceptions is a single season career high ... Started 12 times and played in a reserve role four times this season ... Suffered a concussion in the second quarter on Oct. 31st vs. Cincinnati and did not return to the game ...

GAME HIGHLIGHTS -- AT BUFFALO (DEC. 22): Had six tackles including one sack, tackling Bills quarterback Thad Lewis for a six-yard loss ... Also had one interception, picking off a Thad Lewis pass without a return ...

VS. CAROLINA (NOV. 24): Had three tackles and four passes defended, including one interception, picking off a Cam Newton pass and returning it 24 yards ...

AT TAMPA BAY (NOV. 11): Had two tackles including one sack, tackling Bucs quarterback Mike Glennon for a ten-yard loss ...

VS. ATLANTA (SEPT. 22): Had six tackles in a start ...

AT CLEVELAND (SEPT. 8): Had three tackles and one interception, picking off Browns quarterback Brandon Weeden at the Miami one-yard line without a return ... It was his third career interception ...

TYSON CLABO #77

PositionTackle
Height/Weight6-6, 315
Born10/17/81
CollegeWake Forest '04
Acquired.....FA, 2013
NFLNinth Season
Dolphins.....First Season



Started 15 games at right tackle this season and did not play once ... Made his Dolphin debut in a start at right tackle on September 8th at Cleveland ... Signed by the Dolphins as a free agent on May 5, 2013 ...

CONSECUTIVE GAMES: When he did not play on Oct. 27th at New England after starting the first six games of the season, it ended a streak of 97 consecutive games started at tackle ... At the time the streak ended, it was the fourth longest consecutive games started steak among active offensive tackles in the NFL, behind the Jets' D'Brickshaw Ferguson (119 games), the Chiefs' Eric Winston (110), and the Buccaneers' Donald Penn (98).

CHARLES CLAY #42

PositionTight End
Height/Weight6-3, 255
Born2/13/89
CollegeTulsa '11
Acquired.....D6, 2011
NFLThird Season
DolphinsThird Season



For the season had seven rushes for 15 yards and a touchdown and 69 catches for 759 yards and six touchdowns ... His receptions, receiving yardage, and touchdown catches all represent single season career highs ... Ranked third in the AFC and seventh in the NFL in receptions and was fourth in the AFC and tenth in the NFL in reception yardage among tight ends ... Led the team in receptions five times this season and in reception yardage twice ... Started 15 games this season and played in a reserve role once ...

100-YARD GAMES: Has one game of 100 or more receiving yards this year and in his career (109 yards on Sept. 15th at Indianapolis) and the Dolphins are 1-0 in those contests ...

MULTIPLE TD CATCHES: Has one game this season with two or more touchdown catches (two TD catches on Dec. 8th at Pittsburgh) and the Dolphins are 1-0 in those contest ... In his career he has one game of two or more touchdown catches and the Dolphins are 1-0 in those contests ...

DOLPHIN TIGHT END LEADERS: Clay's receptions and reception yardage totals are the second highest single season figures in Dolphin history among the team's tight ends and his touchdown reception total ranks tied for third:

MIAMI DOLPHINS SINGLE-SEASON TIGHT END LEADERS

RECEPTIONS

PLAYER	YEAR	NUMBER
1. Randy McMichael	2004	73
2. CHARLES CLAY	2013	69
3. Randy McMichael	2006	62
4. Randy McMichael	2005	60
5. Keith Jackson	1994	59

MIAMI DOLPHINS SINGLE-SEASON TIGHT END LEADERS (Cont'd)

RECEIVING YARDS

PLAYER	YEARS	YARDS
1. Randy McMichael	2004	791
2. CHARLES CLAY	2013	759
3. Keith Jackson	1994	673
4. Randy McMichael	2006	640
5. Keith Jackson	1994	613

RECEIVING TOUCHDOWNS

PLAYER	YEARS	TDS
1. Anthony Fasano	2008	7
Keith Jackson	1994	7
3. CHARLES CLAY	2013	6
Keith Jackson	1993	6
Jim Mandich	1974	6

AMONG AFC TIGHT END LEADERS: Clay emerged as one of the top receiving tight ends in the AFC in 2013 ... He ranked third in the AFC in receptions, fourth in the AFC in reception yardage and tied for third in receiving touchdowns among tight ends:

AFC TIGHT END RECEIVING LEADERS IN 2013

RECEPTIONS

PLAYER	TEAM	NUMBER
1. Jordan Cameron	Clev.	80
2. Antonio Gates	S.D.	77
3. CHARLES CLAY	MIA.	69
4. Julius Thomas	Den.	65
5. Delanie Walker	Tenn.	60

RECEIVING YARDS

PLAYER	TEAM	YARDS
1. Jordan Cameron	Clev.	917
2. Antonio Gates	S.D.	872
3. Julius Thomas	Den.	788
4. CHARLES CLAY	MIA.	759
5. Scott Chandler	Buf.	655

RECEIVING TOUCHDOWNS

PLAYER	TEAM	TDS
1. Julius Thomas	Den.	12
2. Jordan Cameron	Clev.	7
3. CHARLES CLAY	MIA.	6
Delanie Walker	Tenn.	6
5. Garrett Graham	Hou.	5

GAME HIGHLIGHTS -- AT BUFFALO (DEC. 22): Tied for the team lead in receptions with four catches for 32 yards ...

AT PITTSBURGH (DEC. 8): Led the Dolphins in receptions and reception yardage with seven catches for 97 yards and two touchdowns ... His two touchdown catches came on six and 12 yard TD passes from Ryan Tannehill ... The 12-yard TD catch came with 2:53 left in the game to allow the Dolphins to grab the lead from the Steelers 31-28 in a game Miami went on to win 34-28 ... It was his first multiple touchdown game of the season and the first such game of his career ... At the time his seven catches matched his single game career high in receptions ... His 97 yards in receptions at the time was the second-highest single game total of his career ...

AT N.Y. JETS (DEC. 1): Had seven catches for 80 yards ... At the time his seven catches was his new single game career high in receptions ...

VS. SAN DIEGO (NOV. 17): Led the Dolphins in receptions and receiving yardage with six catches for 90 yards and one touchdown, coming on a 39-yard TD reception from Ryan Tannehill ... At the time his six receptions tied his single game career high while his 90

yards in receptions was the second highest single game reception yardage total of his career ...

AT NEW ENGLAND (OCT. 27): Led the Dolphins in receptions with five catches for 37 yards ...

VS. BUFFALO (OCT. 20): Had one catch, a seven-yard touchdown reception from Ryan Tannehill ... It was the third straight game he registered a touchdown catch, the first time a Dolphin tight end had TD receptions in three straight games since Randy McMichael had a TD reception in four consecutive games in 2005 (vs. Denver on Nov. 11th, at N.Y. Jets on Nov. 18th, vs. Carolina on Nov. 25th and at Buffalo on Oct. 9th) ...

VS. BALTIMORE (OCT. 6): Had three catches for 52 yards and one touchdown, coming on a nine-yard TD pass from Ryan Tannehill ... Had a 45-yard reception in that game, which at the time was the third longest reception of his career ...

AT NEW ORLEANS (SEPT. 30): Tied for the team lead in receptions with six catches for 42 yards and one touchdown, coming on a three-yard TD pass from Ryan Tannehill ... At the time his six receptions tied his single game career high ...

VS. ATLANTA (SEPT. 22): Had four catches for 40 yards ...

AT INDIANAPOLIS (SEPT. 15): Had one carry for one yard, a one-yard touchdown run, and added five catches for 109 yards, including a 67-yard catch ... His one-yard TD run was the first rushing attempt of his career ... At the time his five catches and 109 receiving yards both represented his single game career highs ... His 109 receiving yards marked the first game this season, and the first game of his career, that he recorded 100 or more yards in receptions ... It also was the second highest reception yardage total by a tight end in Dolphin history, surpassed only by Ferrell Edmunds 117 yards in receptions on Nov. 27, 1988 at the New York Jets:

MOST SINGLE-GAME RECEIVING YARDS BY A MIAMI DOLPHINS TIGHT END				
PLAYER	DATE	OPP	REC	YARDS
1. Ferrell Edmunds	Nov. 27, 1988	at NYJ	2	117
2. CHARLES CLAY	Sept. 15, 2013	at IND	5	109
3. Anthony Fasano	Nov. 14, 2010	vs. TEN	5	107
4. Larry Seiple	Nov. 16, 1969	at BUF	8	106


Clay's 67-yard reception was the longest catch of his career ... In addition, it also was the second-longest reception by a tight end in Dolphin history, surpassed only by Edmunds' 80-yard touchdown catch at that Jets' game on Nov. 27, 1988 ... Along with Mike Wallace's 115 yards in receptions, it marked the first time the Dolphins had two receivers with 100 or more yards in receptions in the same game since Sept. 30, 2012 at Arizona when Brian Hartline (253 yards) and Davone Bess (123 yards) both had over 100 yards in receptions ...

AT CLEVELAND (SEPT. 8): Started on Sept. 8th at Cleveland and had five catches for 54 yards ... At the time his five receptions was the second-highest single-game total of his career ...

CLAY'S UPDATED CAREER STATISTICS											
		RUSHING						RECEIVING			
YEAR	TEAM	G-S	ATT.	YDS.	AVG.	LG	TD	NO.	YDS.	LG	TD
2011	Miami	14-9	0	0	-	-	0	16	233	46	3
2012	Miami	14-9	0	0	-	-	0	18	212	31	2
2013	Miami	16-15	7	15	2.1	13	1	69	759	67	6
NFL TOTALS		44-33	7	15	2.1	13	1	103	1204	67	11

CHRIS CLEMONS #30

PositionSafety
 Height/Weight6-1, 215
 Born9/15/85
 CollegeClemson '09
 AcquiredD5b, 2009
 NFLFifth Season
 DolphinsFifth Season



Ranked fourth on the team with 89 tackles this season, had one interception without a return and eight passes defended ... Led the Dolphins in tackles four times this season and has finished second twice ... Had two games of double figure tackles ... Started 16 games this season ...

GAME HIGHLIGHTS -- VS. NEW ENGLAND (DEC. 15): Led the Dolphins with nine tackles and added one pass defended ...

AT PITTSBURGH (DEC. 8): Led the Dolphins in tackles with 13 stops and added one pass defended ...

AT TAMPA BAY (NOV. 11): Tied for second on the team in tackles with five stops ...

VS. CINCINNATI (OCT. 31): Led the Dolphins in tackles with nine stops ...


AT NEW ENGLAND (OCT. 27): Finished second on the team in tackles with ten stops ...

VS. BUFFALO (OCT. 20): Had two tackles and one interception, picking off a Thad Lewis pass without a return ...

AT NEW ORLEANS (SEPT. 30): Tied for the team lead in tackles with eight stops ...

WILL DAVIS #29

PositionCornerback
 Height/Weight5-11, 190
 Born5/8/90
 CollegeUtah State '13
 AcquiredD3b, 2013
 NFLRookie
 DolphinsRookie



Played in a reserve role five times, did not play once, and was inactive ten games this season ... Saw extensive action on Dec. 15th following injuries to Nolan Carroll and Brent Grimes and had seven tackles ... Made his Dolphin and NFL debut in a reserve role on Sept. 22nd vs. Atlanta ... Third round draft pick (93rd selection overall) of the Dolphins in the 2013 draft ...

JOHN DENNEY #92

PositionLong Snapper
 Height/Weight6-5, 255
 Born12/13/78
 CollegeBrigham Young '05
 Acquired.....FA, 2005
 NFLNinth Season
 DolphinsNinth Season




Played as a long snapper all 16 games this season ... On Sept. 22nd vs. Atlanta recovered a fumbled punt by the Falcons' Harry Douglas on the Atlanta 19-yard line with 1:58 left in the third quarter ... The turnover resulted in a Dolphins touchdown to tie the game at 20-20 in a contest the Dolphins went on to win 27-23 ...


CONSECUTIVE GAMES PLAYED: Has now played in all 144 games of his nine-year career with the Dolphins ... With 144 consecutive games played, he ranks first in Dolphin history for most

consecutive games played ... He moved ahead of Jason Taylor into first place when he played his 131st consecutive game on Sept. 22, 2013 vs. Atlanta ... He tied Taylor for first place on Sept. 15, 2013 at Indianapolis ... He moved past Jim Langer into second place on Sept. 8, 2013 at Cleveland:


MOST CONSECUTIVE DOLPHIN GAMES PLAYED		
PLAYER	YEARS	NUMBER
1. JOHN DENNEY	2005-13	144
2. Jason Taylor	1999-07	130
3. Jim Langer	1970-79	128
4. Garo Yepremian	1970-78	127
5. Bob Baumhower	1977-84	125

PAT DEVLIN #7	
Position.....Quarterback	
Height/Weight.....6-3, 225	
Born.....4/12/88	
College.....Delaware '11	
Acquired.....FA, 2011	
NFL.....Third Season	
Dolphins.....Third Season	

Was inactive all 16 games this season ... Started once, played in a reserve role three preseason games, and did not play once ...

MICHAEL EGNEW #84	
Position.....Tight End	
Height/Weight.....6-5, 262	
Born.....11/1/89	
College.....Missouri '12	
Acquired.....D3b, 2012	
NFL.....Second Season	
Dolphins.....Second Season	

For the season had seven catches for 86 yards ... Started five times this season, played in a reserve role ten times and did not play once ... On Dec. 15th vs. New England had two catches for 25 yards ... It was his first career game of two or more receptions ... Had one catch for five yards on Nov. 24th vs. Carolina ... Had one catch for seven yards on Nov. 11th at Tampa Bay ... Had one catch for 13 yards on Oct. 31st vs. Cincinnati ... Had one catch for 11 yards on Oct. 27th at New England ... On Sept. 22nd vs. Atlanta had one catch for eight yards, his first NFL reception ... Made his first NFL start on Sept. 8th at Cleveland ...

DANNELL ELLERBE #59	
Position.....Linebacker	
Height/Weight.....6-1, 245	
Born.....11/29/85	
College.....Georgia '08	
Acquired.....UFA, 2013 (Balt.)	
NFL.....Fifth Season	
Dolphins.....First Season	

For the season ranked third on the Dolphins in tackles with 101 stops, had one sack for five yards in losses and had two interceptions he returned a total of 25 yards ... It was the first time in his career he recorded 100 or more tackles ... His two interceptions is the most by a Dolphins linebacker in a season since Akin Ayodele had two INTs in 2008 ... Had five games of double figure tackles ... Led the team in tackles six times this year and finished second

twice ... Started 15 games this season and was inactive once (Oct. 20th vs. Buffalo) due to a shoulder injury ... Suffered a shoulder injury on Oct. 6th vs. Baltimore and did not return ... Signed by the Dolphins as an unrestricted free agent from the Baltimore Ravens on March 12, 2013 ...

GAME HIGHLIGHTS -- AT BUFFALO (DEC. 22): Finished tied for second on the team with ten tackles ...

AT N.Y. JETS (DEC. 1): Had one interception, picking off a Geno Smith pass with 32 seconds left in the first half and returned it 16 yards to set up a Caleb Sturgis field goal with nine seconds left in the half ...

VS. CAROLINA (NOV. 24): Finished second on the team in tackles with six stops ...

AT TAMPA BAY (NOV. 11): Led the Dolphins in tackles with 11 stops and added one sack, tackling Bucs' quarterback Mike Glennon for a five-yard loss ... It was his first sack as a Dolphin ...

VS. CINCINNATI (OCT. 31): Had four tackles, four passes defended, and one interception, picking off an Andy Dalton pass and returning it nine yards ... It was his first interception as a member of the Dolphins ...


AT NEW ENGLAND (OCT. 27): Led the Dolphins in tackles with 11 stops ...

AT NEW ORLEANS (SEPT. 30): Tied for the team lead in tackles with eight stops and also recovered a Darren Sproles fumble ...

VS. ATLANTA (SEPT. 22): Led the Dolphins in tackles with ten stops ...

AT INDIANAPOLIS (SEPT. 15): On Sept. 15th at Indianapolis led the Dolphins in tackles with 14 stops ...

AT CLEVELAND (SEPT. 8): On Sept. 8th at Cleveland made his Dolphin debut in a starting role and tied for the team lead with six tackles ...

BRANDON FIELDS #2	
Position.....Punter	
Height/Weight.....6-5, 249	
Born.....5/21/84	
College.....Michigan State '07	
Acquired.....D7b, 2007	
NFL.....Seventh Season	
Dolphins.....Seventh Season	

For the season had 85 punts for 4150 yards, an average of 48.8 yards per punt with 33 punts inside the twenty yard line and a net of 42.4 yards ... Ranked second in the AFC and in the NFL in punting and was first in the AFC and second in the NFL in net punting ... Was selected as the Dolphins' nominee for the 2013 Walter Payton NFL Man of the Year Award ...

AMONG DOLPHIN LEADERS: Fields ranks first in Dolphins history in both highest gross punting average and net punting average:

MIAMI DOLPHIN CAREER PUNTING RECORDS		
GROSS AVERAGE		
PLAYER	YEARS	AVG.
1. BRANDON FIELDS	2007-13	46.8
2. Reggie Roby	1983-92	43.3
3. Matt Turk	2000-04	41.0
NET AVERAGE		
PLAYER	YEARS	AVG.
1. BRANDON FIELDS	2007-13	39.3
2. Matt Turk	2000-04	36.5
3. Reggie Roby	1983-92	36.1

AMONG NFL LEADERS: Fields' career punting average of 46.8 yards per kick is the third highest career average in NFL history:

NFL CAREER PUNTING AVERAGE					
PLAYER	YEARS	GM.	NO.	YARDS	AVG.
1. Shane Lechler	2000-13	222	1102	52404	47.6
2. Thomas Morstead	2009-13	80	296	13936	47.1
3. BRANDON FIELDS	2007-13	112	536	25092	46.8
4. Andy Lee	2004-13	160	869	40099	46.1
5. Britton Colquitt	2010-13	64	319	14616	45.8

Fields' gross average of 48.8 yards per punt this season is the 12th highest single season punting average in NFL history ... Fields has three of the top 12 highest single season punting averages in league history ... Fields and Shane Lechler are the only punters to have three of the top 12 punting seasons in NFL history:


NFL SINGLE SEASON PUNTING LEADERS						
PLAYER	TEAM	YEAR	GAMES	PUNTS	YARDS	AVG.
1. Sammy Baugh	Wash.	1940	11	35	1799	51.4
2. Shane Lechler	Oak.	2009	16	96	4909	51.1
3. Andy Lee	S.F.	2011	16	78	3970	50.9
4. Shane Lechler	Oak.	2011	16	78	3960	50.8
5. BRANDON FIELDS	MIA.	2012	16	74	3715	50.2
6. Thomas Morstead	N.O.	2012	16	74	3707	50.1
7. Donnie Jones	St.L.	2008	16	82	4100	50.0
8. Shane Lechler	Oak.	2007	16	73	3585	49.1
9. Yale Lary	Det.	1963	10	35	1713	48.94
10. Marquette King	Oak.	2013	16	84	4107	48.89
11. BRANDON FIELDS	MIA.	2011	16	78	3810	48.85
12. BRANDON FIELDS	MIA.	2013	16	85	4150	48.82

PRO BOWL: Was named to the 2014 NFL Pro Bowl team ... It marked his first selection to the Pro Bowl ... He became only the second Dolphin punter named to the Pro Bowl, joining Reggie Roby (1984, 1989) ... He was one of four Dolphins selected to the Pro Bowl team this year, along with Brent Grimes, Mike Pouncey, and Cam Wake ...

GAME HIGHLIGHTS -- AT BUFFALO (DEC. 22): Had ten punts for 501 yards, an average of 50.1 yards per kick with a net of 46.1 yards ... Had six of his ten punts downed inside the twenty-yard line ... Had punts of 74 and 67 yards in the game ... His 74-yard punt was the longest punt of his career and the third longest punt in Dolphin history, behind only a 77-yard punt by Reggie Roby on Nov. 29, 1987 at Buffalo and a 77-yard punt by Matt Turk on Nov. 25, 2001 at Buffalo ... Fields' six punts downed inside the 20-yard line were the most by a Dolphins' punter since 1976, when inside 20-yard line punt record were kept ...


VS. BALTIMORE (OCT. 6): Had eight punts for 420 yards for an average of 52.5 yards per kick, with three punts downed inside the 20-yard line ...

A.J. FRANCIS #90	
Position	Defensive Tackle
Height/Weight	6-0, 316
Born	5/7/90
College	Maryland '13
Acquired	FA, 2013
NFL	Rookie
Dolphins	Rookie




Was inactive five times this season ... Was signed by the Dolphins on Nov. 26th off the New England Patriots' practice squad ... Was with the Dolphins during training camp prior to being waived on Aug. 31st ... Was claimed off waivers by the Patriots on Sept. 1st ... Was released off the New England active roster on Sept. 7th and signed to their practice squad on Sept. 10th ...

JONATHAN FREENY #56	
Position	Linebacker
Height/Weight	6-2, 250
Born	6/15/89
College	Rutgers '11
Acquired	FA, 2011
NFL	Second Season
Dolphins	Second Season




Ranked second on the Dolphins with ten special teams tackles ... Played in a reserve role 16 times this season ...

NATE GARNER #75	
Position	Guard
Height/Weight	6-7, 320
Born	1/18/85
College	Arkansas '07
Acquired	Wai. (NYJ), 2008
NFL	Sixth Season
Dolphins	Sixth Season



Started four games at left guard, twice at center (his first career starts at center) and played in a reserve role ten times this season ...

BRANDON GIBSON #10	
Position	Wide Receiver
Height/Weight	6-0, 207
Born	8/13/87
College	Washington State '08
Acquired	UFA (St.L.), 2013
NFL	Fifth Season
Dolphins	First Season



Was placed on Injured Reserve on Oct. 29th with an injury to his left knee and will be lost for the remainder of the season ... Suffered that injury on Oct. 27th at New England ... At the time he went on IR, he had 30 catches for 326 yards and three touchdowns ... Led the Dolphins in receptions twice this season and in reception yardage once ... Started twice and played in a reserve role five times this season ... Signed by the Dolphins as an unrestricted free agent from the St. Louis Rams on March 15, 2013 ...

GAME HIGHLIGHTS -- AT NEW ENGLAND (OCT. 27): Had one catch, a four-yard TD reception from Ryan Tannehill ... Was forced from the game permanently with an injury to his left knee in the first half ...

VS. BUFFALO (OCT. 20): Had five catches for 40 yards and two touchdowns, coming on TD passes of 13 and four yards from Ryan Tannehill ... They were his first touchdown catches as a member of the Dolphins ... It also was his second career game with two TD catches, with the other being on Oct. 18, 2012 vs. the New York Jets as a member of the St. Louis Rams ... The last Dolphin player to record two or more TD catches before Gibson was running back Reggie Bush, who had two touchdown catches on Dec. 23, 2012 vs. Buffalo ... The last Dolphin wide receiver with two or more TD catches in a game was Marty Booker at Detroit on Nov. 23, 2006 ...

VS. BALTIMORE (OCT. 6): Had four catches for 74 yards ... Had a 46-yard catch, which at the time was the longest reception of his career ... It came on a fourth-and-ten on the Miami 20-yard line with 1:30 left in the game and the Dolphins training 26-23 to help set up a game-tying field goal attempt with 38 seconds left that was missed ...


AT NEW ORLEANS (SEPT. 30): Tied for the team lead in receptions with six catches and led the team with 71 yards in receptions ...

VS. ATLANTA (SEPT. 22): Led the Dolphins in receptions with six catches for 49 yards ...

AT CLEVELAND (SEPT. 8): Made his Dolphin debut in a reserve role and had seven catches for 77 yards ... At the time his seven catches matched the second highest single game total of his career, surpassed only by his eight receptions on Nov. 14, 2010 at San Francisco as a member of the St. Louis Rams ...


GIBSON'S UPDATED CAREER STATISTICS							
YEAR	TEAM	G-S	NO.	YDS.	AVG.	LG	TD
2009	Philadelphia	1-0	0	0	-	-	0
	St. Louis	9-4	34	348	10.0	23	1
2010	St. Louis	14-12	53	620	12.0	41	2
2011	St. Louis	15-9	36	431	12.0	34	1
2012	St. Louis	16-13	51	691	13.5	34	5
2013	Miami	7-2	30	326	10.9	46	3
NFL TOTALS		62-40	204	2416	11.8	46	12

MIKE GILLISLEE #23	
Position	Running Back
Height/Weight	5-11, 213
Born	11/1/90
College	Florida '13
Acquired	D5a, 2013
NFL	Rookie
Dolphins	Rookie



For the season had six rushes for 21 yards ... Played in a reserve role three times, did not play once and was inactive 12 games this season ... Made his Dolphin and NFL debut in a reserve role on Dec. 1st at N.Y. Jets and had six carries for 21 yards ... Fifth round draft pick (164th selection overall) of the Dolphins in the 2013 draft ...

BRENT GRIMES #21	
Position	Cornerback
Height/Weight	5-10, 190
Born	7/19/83
College	Shippensburg '06
Acquired	UFA (Atl.), 2013
NFL	Seventh Season
Dolphins	First Season



For the season had 60 tackles, led the Dolphins with 16 passes defended, and was tied for the team lead in interceptions with four picks he returned a total of 102 yards and one touchdown ... Started all 16 games this season ... Made his Dolphin debut in a starting role on Sept. 8th at Cleveland ... Signed by the Dolphins as an unrestricted free agent from the Atlanta Falcons on March 30, 2013 ...

PRO BOWL: Was named to the 2014 NFL Pro Bowl team ... It marked his second selection to the Pro Bowl, having been selected to the 2011 NFC Pro Bowl team as a member of the Atlanta Falcons ... He became only the third Dolphin cornerback named to the Pro Bowl, joining Sam Madison (1999-2002) and Patrick Surtain (2002-04) ... He was one of four Dolphins selected to the Pro Bowl team this year, along with Brandon Fields, Mike Pouncey, and Cam Wake ...

GAME HIGHLIGHTS -- AT N.Y. JETS (DEC. 1): Had two tackles and two passes defended including one interception, picking off a Matt Simms pass without a return ...


VS. SAN DIEGO (NOV. 17): Had five tackles and one interception, picking off a Philip Rivers pass and returning it eight yards ... On the last play of the game with the ball on the Dolphins' 25-yard line broke up a Rivers pass in the end zone intended for Vincent Brown to secure the Dolphins' 20-16 win ...

VS. CINCINNATI (OCT. 31): Had five tackles, one pass defended, and one interception, picking off an Andy Dalton pass and

returning it 94 yards for a touchdown ... It was the first touchdown of his career ... His 94-yard return was the fourth longest INT return in Dolphin history ...

AT INDIANAPOLIS (SEPT. 15): Had five tackles, three passes defended and one interception ... His interception came when he picked off an Andrew Luck pass in the end zone with 8:29 remaining in the fourth quarter to help preserve the Dolphins' 24-20 lead, which was the eventual final score ... It was his first INT as a member of the Dolphins ...

BRIAN HARTLINE #82	
Position	Wide Receiver
Height/Weight	6-2, 199
Born	11/22/86
College	Ohio State '10
Acquired	D4, 2009
NFL	Fifth Season
Dolphins	Fifth Season



For the season led the Dolphins in receptions and in reception yardage with 76 catches for 1016 yards and four touchdowns ... His 76 catches surpasses his former single season career high of 74 catches, which he set in 2012 ... Has led the Dolphins in receptions four times and in reception yardage four times ... Started 15 times and played in a reserve role once this season ... Suffered a knee injury in the first quarter on Dec. 29th vs. N.Y. Jets that sidelined him for the remainder of the game ...

DOUBLE FIGURE RECEPTIONS: Has no games this season and one game in his career with double figures in receptions (12 catches on Sept. 30, 2012 at Arizona) and the Dolphins are 0-1 in those contests ...

1,000-YARD SEASONS: With 1,016 receiving yards this season, coupled with his 1,083 receiving yards last year, Hartline became only the fifth receiver in Dolphin history to post consecutive 1,000-yard receiving seasons:

CONSECUTIVE 1,000 RECEIVING YARDAGE SEASONS, DOLPHIN HISTORY				
PLAYER	FIRST YEAR	REC. YDS	SECOND YEAR	REC. YDS
Mark Duper	1983	1,003	1984	1,306
Mark Clayton	1988	1,129	1989	1,011
Irving Fryar	1993	1,010	1994	1,270
Brandon Marshall	2010	1,014	2011	1,214
BRIAN HARTLINE	2012	1,083	2013	1,016

100-YARD GAMES: Has two games of 100 or more receiving yards this season (127 yards on Dec. 1st at N.Y. Jets and 114 yards on Sept. 8th at Cleveland) and the Dolphins are 2-0 in those contests ... In his career he has five 100-yard receiving game (127 yards on Dec. 1, 2013 vs. N.Y. Jets, 114 yards on Sept. 8, 2013 at Cleveland, 107 yards on Nov. 4, 2012 at Indianapolis, 253 yards on Sept. 30, 2012 at Arizona and 111 yards on Sept. 16, 2012 vs. Oakland) and the Dolphins are 3-2 in those contests ...

HARTLINE-WALLACE: Hartline's 76 receptions this season, coupled with Mike Wallace's 73 catches, marked only the fifth time in team history that the Dolphins had a pair of receivers record 70 or more catches in the same season:

MIAMI DOLPHINS DUO WITH 70 RECEPTIONS, SAME SEASON				
YEAR	PLAYER	REC.	PLAYER	REC.
1984	Mark Clayton	73	Mark Duper	71
1985	Tony Nathan	72	Mark Clayton	70
1991	Mark Duper	70	Mark Clayton	70
2010	Brandon Marshall	86	Davone Bess	79
2013	BRIAN HARTLINE	76	MIKE WALLACE	73

GAME HIGHLIGHTS -- AT BUFFALO (DEC. 22): Led the Dolphins in reception yardage with two catches for 53 yards, including a 50-yard reception from Matt Moore ...

VS. NEW ENGLAND (DEC. 15): Had five catches for 70 yards ...

AT PITTSBURGH (DEC. 8): Had five catches for 51 yards and a touchdown, coming on a four-yard TD pass from Ryan Tannehill ...

AT N.Y. JETS (DEC. 1): Led the Dolphins in receptions and receiving yardage with nine catches for 127 yards and one touchdown ... His TD reception came on a 31-yard touchdown pass from Ryan Tannehill ... At the time his nine catches was tied for the second highest single game reception total of his career, surpassed only by his 12 catches at Arizona on Sept. 30, 2012 ... His 127 yards in receptions was his second 100-yard reception game of the season and the fifth of his career ... At the time it also was the second highest single game career reception yardage total, surpassed only by his 253 yards in receptions on Sept. 3, 2012 at Arizona ...

VS. CAROLINA (NOV. 24): Tied for the team lead in receptions with five catches for 78 yards ...

VS. SAN DIEGO (NOV. 17): Had five catches for 65 yards ...

VS. BUFFALO (OCT. 20): Led the Dolphins in receptions with six catches for 69 yards ...

VS. BALTIMORE (OCT. 6): Had four catches for 60 yards ...

VS. ATLANTA (SEPT. 22): Led the Dolphins in reception yardage with four catches for 56 yards and one touchdown, coming on an 18-yard scoring pass from Ryan Tannehill ...

AT INDIANAPOLIS (SEPT. 15): Had five catches for 68 yards ...


AT CLEVELAND (SEPT. 8): Led the Dolphins in receptions and receiving yardage with nine catches for 114 yards and one touchdown ... His TD reception came on a 34-yard touchdown pass from Ryan Tannehill ... At the time his nine catches was tied for the second highest single game reception total of his career, surpassed only by his 12 catches at Arizona on Sept. 30, 2012 ... His 114 yards in receptions was his fourth career 100-yard game ... At the time it also was the second highest single game career reception yardage total, surpassed only by his 253 yards in receptions on Sept. 3, 2012 at Arizona ...

HARTLINE'S UPDATED CAREER STATISTICS

YEAR	TEAM	G-S	NO.	YDS.	AVG.	LG	TD
2009	Miami	16-2	31	506	16.3	67	3
2010	Miami	12-11	43	615	14.3	54	1
2011	Miami	16-10	35	549	15.7	41	1
2012	Miami	16-15	74	1083	14.6	80	1
2013	Miami	16-15	76	1016	13.4	50	4
NFL TOTALS		75-53	259	3769	14.6	80	10

JELANI JENKINS #53

PositionLinebacker
Height/Weight6-0, 243
Born3/13/92
CollegeFlorida '13
AcquiredD4a, 2013
NFLRookie
DolphinsRookie



Had six special teams tackles this season ... Played in a reserve role all 16 games this season ... Made his NFL and Dolphin debut in a reserve role on Sept. 8th at Cleveland ... Fourth round draft pick (104th selection overall) of the Dolphins in the 2013 draft ...

JOHN JERRY #74


PositionLinebacker
Height/Weight6-5, 335
Born6/14/86
CollegeMississippi '10
AcquiredD3, 2010
NFLFourth Season
DolphinsFourth Season



Started all 16 games this season at right guard ... Suffered a concussion on Dec. 1st at N.Y. Jets ... Is the only Dolphins offensive lineman who has started every game this season ...

DON JONES #36


PositionCornerback
Height/Weight5-11, 200
Born5/14/90
CollegeArkansas State '13
AcquiredD7, 2013
NFLRookie
DolphinsRookie



Finished first on the Dolphins with 11 special teams tackles ... Played in a reserve role all 16 games this season ... Had four special teams tackles on Oct. 31st vs. Cincinnati ... On Sept. 22nd vs. Atlanta forced a fumble by the Falcons' Harry Douglas that was recovered by John Denney on the Atlanta 19-yard line with 1:58 left in the third quarter ... The turnover resulted in a Dolphins touchdown to tie the game at 20-20 in a contest the Dolphins went on to win 27-23 ... Made his NFL and Dolphin debut in a reserve role on Sept. 8th at Cleveland ... Seventh round draft pick (250th selection overall) of the Dolphins in the 2013 draft ...

RESHAD JONES #20

PositionSafety
Height/Weight6-1, 215
Born2/25/88
CollegeGeorgia '10
AcquiredD5b, 2010
NFLFourth Season
DolphinsFourth Season



For the season finished second on the Dolphins in tackles with 107 stops, had 1.5 sacks for nine yards in losses and has one interception he returned 25 yards for a touchdown ... It marked the first time in his career he recorded 100 or more tackles in a season ... Led the team in tackles three times this season and was second four times ... Had three games of double figure tackles ... Started all 16 games this season ...

SACKS: Had 1.5 sacks this season ... Has 5.5 sacks in his career, which is tied for the fourth most career sacks by a Dolphin defensive back:

MOST CAREER SACKS BY DOLPHINS DEFENSIVE BACKS

PLAYER	YEARS	SACKS
1. Jeremiah Bell	2004-2011	11.0
2. Patrick Surtain	1998-2004	6.5
3. Liffort Hobley	1987-1993	6.0
4. RESHAD JONES	2010-2013	5.5
Jerry Wilson	1996-2000	5.5
5. Will Allen	2006-2011	4.0
Calvin Jackson	1994-1999	4.0
Nate Jones	2009-2011	4.0

GAME HIGHLIGHTS -- VS. N.Y. JETS (DEC. 29): Led the team with 11 tackles ...

AT BUFFALO (DEC. 22): Tied for second on the team with ten tackles ...

VS. NEW ENGLAND (DEC. 15): Finished second on the Dolphins with eight tackles ...

AT TAMPA BAY (NOV. 11): Tied for second on the team in tackles with five stops ...

VS. BUFFALO (OCT. 20): Led the Dolphins with ten tackles including one sack, tackling Bills quarterback Thad Lewis for a nine-yard loss ...


VS. BALTIMORE (OCT. 6): Had three tackles and one interception, picking off a Joe Flacco pass and returning it 25 yards for a touchdown ... The pick-six came with 8:03 left in the game to give the Dolphins a 23-23 tie in a contest they would lose 26-23 ... It was his seventh career interception and his first INT that he returned for a touchdown ... It was the first INT for a touchdown by a Dolphin safety since Brock Marion had a 100-yard return vs. Buffalo on Jan. 6, 2002 ...

VS. ATLANTA (SEPT. 22): Finished second on the Dolphins in tackles with seven stops ...

AT INDIANAPOLIS (SEPT. 15): Had nine tackles including a half-sack for no yardage, sharing a sack of Colts quarterback Andrew Luck with Olivier Vernon for no gain ...


AT CLEVELAND (SEPT. 8): Tied for the team lead with six tackles ...

DION JORDAN #95	
Position	Defensive End
Height/Weight	6-6, 260
Born	3/5/90
College	Oregon '13
Acquired	D1, 2013
NFL	Rookie
Dolphins	Rookie



For the season had two sacks for 18 yards in losses ... Played in a reserve role all 16 games this season ... On Nov. 24th vs. Carolina had one tackle, an eight-yard sack of Panther quarterback Cam Newton ... On Oct. 6th vs. Baltimore hurried Ravens quarterback Joe Flacco and tipped his pass, which was intercepted by Reshad Jones and returned for a touchdown ... On Sept. 8th at Cleveland made his NFL and Dolphin debut in a reserve role and had one sack, tackling Browns quarterback Brandon Weeden for a ten-yard loss ... First round draft pick (third selection overall) of the Dolphins in the 2013 draft ...


DUSTIN KELLER #81	
Position	Tight End
Height/Weight	6-2, 255
Born	9/25/84
College	Purdue '08
Acquired	UFA (NYJ), 2013
NFL	Sixth Season
Dolphins	First Season



Was placed on Injured Reserve on August 20th with a knee injury and will be out the remainder of the year ... Suffered that injury on August 17th at Houston ... In the preseason before his injury he had four catches for 64 yards and one touchdown ... Led the team in receptions once and in reception yardage once ... Started the first three games in the preseason before his injury ... Signed by the Dolphins as an unrestricted free agent from the New York Jets on March 15, 2013 ...


KELLER'S UPDATED CAREER STATISTICS							
YEAR	TEAM	G-S	NO.	YDS.	AVG.	LG	TD
2008	N.Y. Jets	16-6	48	535	11.1	54	3
2009	N.Y. Jets	16-12	45	522	11.6	40	2
2010	N.Y. Jets	16-13	55	687	12.5	41	5
2011	N.Y. Jets	16-12	65	815	12.5	41	5
2012	N.Y. Jets	8-5	28	317	11.3	32	2
2013	Miami			Injured Reserve			
NFL TOTALS		72-48	241	2876	11.9	54	17

JORDAN KOVACS #44	
Position	Tight End
Height/Weight	5-10, 210
Born	6/12/90
College	Michigan '13
Acquired	FA, 2013
NFL	Rookie
Dolphins	Rookie



Played in a reserve role nine times this season ... Was signed to the Dolphins' active roster from the team's practice squad on Nov. 27th ... Had been signed to the Dolphins' practice squad on Nov. 13th ... Was waived by Miami on Nov. 11th ... Was activated off the Dolphins practice squad on Oct. 5th ... Made his Dolphin and NFL debut in a reserve role on Oct. 6th vs. Baltimore ...

RISHARD MATTHEWS #18	
Position	Wide Receiver
Height/Weight	6-0, 210
Born	10/12/89
College	Nevada '12
Acquired	D7b, 2012
NFL	Second Season
Dolphins	Second Season



For the season had 41 catches for 448 yards and two touchdowns ... Led the team in receptions once and in receiving yardage twice ... Had one game of double figure receptions (11 catches on Nov. 11th at Tampa Bay) and the Dolphins are 0-1 in those contests ... Has one game of 100 or more yards in receptions (120 yards on Nov. 11th at Tampa Bay) and the Dolphins are 0-1 in those contests ... Started five times and played in a reserve role 11 games this season ...

GAME HIGHLIGHTS -- VS. N.Y. JETS (DEC. 29): Led the team in receiving yards with four catches for 58 yards ...

VS. NEW ENGLAND (DEC. 15): Had five catches for 64 yards ...

AT N.Y. JETS (DEC. 1): Had two catches for 21 yards ...

VS. SAN DIEGO (NOV. 17): Had four catches for 52 yards ...


AT TAMPA BAY (NOV. 11): Made his first start of the season and led the Dolphins in receptions and receiving yardage with 11 catches for 120 yards and two touchdowns ... His 11 catches at the time was a single game career high and it was tied for the fourth highest single game total in Dolphin history, behind the 12 catches by Brian Hartline (Sept. 30, 2012 at Arizona) and Jim Jensen (Nov. 6, 1988 at New England) and the 15 catches by Chris Chambers (Dec. 4, 2005 at Buffalo) ... His 120 yards in receptions at the time was his single game career high and his first career 100-yard reception game ... His two touchdown catches came on TD tosses of six yards and 19 yards from Ryan Tannehill ... They were the first two touchdown catches of his career ... He also became the first player in Dolphin history to record 11 or more receptions and two or more touchdown catches in the same game ...

AT NEW ENGLAND (OCT. 27): Had three catches for 30 yards ...

VS. ATLANTA (SEPT. 22): Had four catches for 42 yards ... At the time, his receptions and receiving yardage totals in that game were single game career highs ...

MATTHEWS' UPDATED CAREER STATISTICS							
YEAR	TEAM	G-S	NO.	YDS.	AVG.	LG	TD
2012	Miami	8-1	11	151	13.7	30	0
2013	Miami	16-5	41	448	10.9	29	2
NFL TOTALS		24-6	52	599	11.3	30	2

BRYANT McKINNIE #78	
Position	Tackle
Height/Weight	6-8, 352
Born	9/23/79
College	Miami (Fla.) '02
Acquired	T (Bal.), 2013
NFL	12th Season
Dolphins	First Season




2013: Started at left tackle the last ten games ... Made his Dolphin debut in a start at left tackle on Oct. 27th at New England ... Acquired by the Dolphins from the Baltimore Ravens in exchange for an undisclosed draft choice ... He had been resigned by the Ravens on May 2, 2013.

PRO: A former Pro Bowl performer (2009) and first alternate (2007), McKinnie has played in 169 career regular season games, with 152 starts before joining the Dolphins ... He originally joined the Ravens as free agent during training camp on August 23, 2011 ... Was selected by the Minnesota Vikings in the first round (7th overall) of the 2002 NFL Draft.

COLLEGE: Was a consensus All-American and Outland Trophy winner as a senior for the 2001 National Champion Miami Hurricanes ... Played two seasons at Miami after transferring from Lackawanna (Scranton, PA) ... Did not allow a sack during his high school or college career and graduated Suma Cum Laude with a degree in psychology.

PERSONAL: Played two seasons at Woodbury (NJ) High School, notching 56 tackles (24 solo), including 13 sacks, while playing defensive end as a senior in 1996 ... Also lettered twice in track and field, running the 400 meters and participating in the shot put & discus events ... Born September 23, 1979.

LAMAR MILLER #26	
Position	Running Back
Height/Weight	5-10, 216
Born	4/25/91
College	Miami (Fla.) '13
Acquired	D4, 2012
NFL	Second Season
Dolphins	Second Season



For the season led the Dolphins in rushing with 177 carries for 709 yards and two touchdowns and added 26 catches for 170 yards ... Led the Dolphins in rushing 11 games this season ... Started 15 times this season and played in a reserve role once ... Suffered a concussion on Dec. 8th at Pittsburgh that forced him permanently from the game ...

100-YARD RUSHING GAMES: Has one 100-yard rushing game this season and in his career (105 yards rushing on Oct. 31st vs. Cincinnati) and the Dolphins are 1-0 in those contests ...

GAME HIGHLIGHTS -- VS. N.Y. JETS (DEC. 29): Led the team in rushing with 17 carries for 73 yards and added one catch for four yards ...

VS. NEW ENGLAND (DEC. 15): Led the Dolphins in rushing with 15 carries for 61 yards ...

AT N.Y. JETS (DEC. 1): Led the Dolphins in rushing with 22 carries for 72 yards ... Also had one catch for 13 yards ...

VS. CINCINNATI (OCT. 31): Led the Dolphins in rushing with 16 carries for 105 yards, including a 41-yard run ... Also added four catches for 24 yards ... At the time his 105 yards rushing was a single game career high and it also was his first career 100-yard rushing contest ...

AT NEW ENGLAND (OCT. 27): Led the Dolphins in rushing with 18 carries for 89 yards and added three catches for 23 yards ... At the time his 89 yards rushing was a single game career high ...

VS. BUFFALO (OCT. 20): Had nine carries for 43 yards, including a 30-yard run ...


AT NEW ORLEANS (SEPT. 30): Led the Dolphins in rushing with 11 carries for 62 yards and one touchdown and added one catch for six yards ... His touchdown came on a five-yard run ...

VS. ATLANTA (SEPT. 22): Led the Dolphins in rushing with eight carries for 62 yards and added one catch for two yards ... Had a 49-yard run in that contest, which at the time was the longest run of his career ... It also was tied for the eighth-longest non-touchdown run in Dolphin history ...

AT INDIANAPOLIS (SEPT. 15): Led the Dolphins in rushing with 14 carries for 69 yards and one touchdown, coming on a 10-yard run, and added two catches for six yards ... With the Dolphins protecting a 24-20 lead and facing a third-and-eight on their own 30-yard line with 1:17 left in the game, had an eight yard run to pick up the first down, preventing the Colts from getting the ball back and sealing the win ...

MILLER'S UPDATED CAREER STATISTICS												
		RUSHING						RECEIVING				
YEAR	TEAM	G-S	ATT.	YDS.	AVG.	LG	TD	NO.	YDS.	LG	TD	
2012	Miami	13-1	51	250	4.9	28	1	6	45	12	0	
2013	Miami	16-15	177	709	4.0	49	2	26	170	22	0	
NFL TOTALS		29-16	228	959	4.2	49	3	32	215	22	0	

KOA MISI #55	
Position	Linebacker
Height/Weight	6-3, 254
Born	1/17/87
College	Utah '10
Acquired	D2, 2010
NFL	Fourth Season
Dolphins	Fourth Season



Had 54 tackles and two sacks for 16 yards in losses this season ... Stated 12 games, played in a reserve role three times, and was inactive on Nov. 11th at Tampa Bay because of a knee injury suffered on Oct. 31st vs. Cincinnati ... Finished second on the Dolphins in tackles once this season ... Suffered a shoulder injury on Sept. 22nd vs. Atlanta ...

GAME HIGHLIGHTS -- AT N.Y. JETS (DEC. 1): Had three tackles including one sack, tackling Jets quarterback Matt Simms for a five-yard loss ...

VS. BALTIMORE (OCT. 6): Finished second on the team with eight tackles including one sack, tackling Ravens quarterback Joe Flacco for an 11-yard loss ...

MARLON MOORE #14

PositionWide Receiver
Height/Weight6-0, 190
Born9/3/87
CollegeFresno State '09
AcquiredFA, 2013
NFLFourth Season
DolphinsFourth Season



2013: Had six catches for 56 yards this season ... Played in a reserve role eight times this season ... On Dec. 29th vs. N.Y. Jets had three catches for 25 yards ... On Dec. 15th vs. New England had one catch for 11 yards ... On Nov. 24th vs. Carolina had two catches for 20 yards ... Signed by the Dolphins as a free agent on Nov. 4th ... Rejoined Miami's roster after spending the first eight weeks of the 2013 season as a member of the San Francisco 49ers ... Joined San Francisco after signing with the team on March 19, 2013 ... Appeared in six games for the 49ers, registering one reception for six yards and one rushing attempt for nine yards.

PRO: Spent three seasons (2010-12) with the Dolphins, appearing in 35 games with two starts ... Recorded 13 receptions for 250 yards and two touchdowns in his career in Miami and San Francisco ... Originally entered the NFL with Miami as an undrafted free agent on April 30, 2010.

COLLEGE: A four-year letterman at Fresno State (2006-09), caught 90 passes for 1,374 yards and 10 touchdowns for the Bulldogs ... As a senior he hauled in 15 passes for 317 yards and a 21.1 yard average per catch.

PERSONAL: Moore attended Natomas High School, in Sacramento, California ... Born on September 3, 1987.

MOORE'S UPDATED CAREER STATISTICS

YEAR	TEAM	G-S	NO.	YDS.	AVG.	LG	TD
2010	Miami	9-0	6	128	21.3	57	1
2012	Miami	6-0	0	0	0.0	-	0
2012	Miami	14-2	6	116	19.3	37	1
2013	S. Francisco	6-0	1	6	6.0	6	0
	Miami	8-0	6	56	9.3	13	0
NFL TOTALS		43-2	19	306	16.1	57	2

MATT MOORE #8

PositionQuarterback
Height/Weight6-3, 216
Born8/9/84
CollegeOregon State '07
AcquiredUFA (Car.), 2011
NFLSeventh Season
DolphinsThird Season



For the season was 2-6 for 53 yards with no touchdowns and two interceptions for a rating of 27.1 ... Played in a reserve role once and did not play 15 games this season ... On Dec. 22nd at Buffalo entered the game in the fourth quarter following a knee injury to Ryan Tannehill and was 2-6 for 53 yards with no touchdowns and two interceptions ... Had a 50-yard completion to Brian Hartline in that contest ...

DOLPHIN STARTER: Moore has started 12 games with the Dolphins (including the last 12 games of the 2011 season), and in those 12 contests as a starter he is 193-321 (60.1%) for 2,330 yards with 16 touchdowns and eight interceptions for a rating of 88.7 ... The Dolphins are 6-6 in those 12 starts ... His six wins in his first 12 career starts is tied for the eighth highest total by any Dolphin quarterback in their first 12 starts with the team:

MOST WINS, DOLPHINS QUARTERBACK, FIRST 12 STARTS WITH TEAM

PLAYER	YEARS	RECORD
1. Earl Morrall	1972	11-1
2. Dan Marino	1983	10-2
3. Jay Fiedler	2000	9-3
Don Strock	1975	9-3
5. Chad Henne	2009	7-5
Chad Pennington	2008	7-5
David Woodley	1980	7-5
8. MATT MOORE	2011-12	6-6
Gus Frerotte	2005	6-6

QUARTERBACK RATING: Moore qualified for a career ranking among Dolphin quarterbacks, and his 85.0 figure for his Dolphin career is the third highest of any Dolphin QB:

MIAMI DOLPHINS CAREER PASSER RATING (MINIMUM 250 ATTEMPTS)

PLAYER	YEARS	ATT.	COMP.	PCT.	YARDS	TD	INT	RATE
1. Chad Pennington	2008-10	552	373	67.6	4,085	20	9	94.5
2. Dan Marino	1983-99	8,358	4,967	59.4	61,361	420	252	86.4
3. MATT MOORE	2011-13	372	223	59.9	2,681	17	11	85.0
4. Ryan Tannehill	2012-13	1,072	637	59.4	7,207	36	30	79.1
5. Bob Griese	1967-80	3,429	1,926	56.2	25,092	192	172	77.1
6. Jay Fielder	2000-04	1,603	936	58.4	11,040	66	63	76.8
7. Earl Morrall	1972-76	284	153	53.9	2,335	17	17	76.2
8. Chad Henne	2008-11	1,065	646	60.7	7,114	31	37	75.7

COMPLETION PERCENTAGE: Moore's completion percentage of 59.9 is the third highest career completion percentage in Dolphin history:

DOLPHINS CAREER COMPLETION PERCENTAGE (MINIMUM 150 COMPLETIONS)

PLAYER	YEARS	ATT.	COMP.	PCT.
1. Chad Pennington	2008-10	552	373	67.6
2. Chad Henne	2009-11	1,065	646	60.7
3. MATT MOORE	2011-13	372	223	59.9
4. Dan Marino	1983-99	8,358	4,967	59.43
5. Ryan Tannehill	2012-13	1,072	637	59.42

TOUCHDOWN PASSES: For the season he has no games of three or more touchdown passes and the Dolphins are 0-0 in those contests ... In his career he has five games of three or more TD passes and he is 4-1 in those contests (2-0 with Carolina and 2-1 with Miami) ... For the season has no games of two or more touchdown passes and the Dolphins are 0-0 in those contests ... In his career he has eight games of two or more TD passes and he is 7-1 in those contests (4-0 with Carolina and 3-1 with Miami) ...

FOURTH QUARTER COMEBACKS: Moore has no fourth-quarter or overtime comeback victories this season ... He has one fourth-quarter or overtime comeback victories in his career with the Dolphins, with one at home and none on the road:

MOORE'S FOURTH QUARTER COMEBACK VICTORIES

DATE	OPPONENT	4TH QTR DEFICIT	4TH QTR STATS	FINAL SCORE
1/1/12	vs. N.Y. Jets	6-10	5-6-24-1-0	19-17


In addition, he has no games this season and none in his career with the Dolphins when he led Miami to victory when they were tied (but not trailing) in the fourth quarter ...

MOORE'S UPDATED CAREER STATISTICS

YEAR	TEAM	G-S	ATT.	COMP.	YDS.	PCT.	TD	INT	LG	RATE
2007	Carolina	9-3	111	63	730	.568	3	5	57	67.0
2008	Carolina	INACTIVE								
2009	Carolina	7-5	138	85	1053	.616	8	2	66	98.5
2010	Carolina	6-5	143	79	857	.552	5	10	39	55.6
2011	Miami	13-12	347	210	2497	.605	16	9	65	87.1
2012	Miami	2-0	19	11	131	.579	1	0	37	96.6
2013	Miami	1-0	6	2	53	.333	0	2	50	27.1
NFL TOTALS		38-25	764	450	5321	.589	33	28	66	79.3

JARED ODRICK #98

PositionDefensive Tackle
Height/Weight6-5, 302
Born12/31/87
CollegePenn State '10
AcquiredD1, 2010
NFLFourth Season
DolphinsFourth Season



For the season ranked third on the Dolphins in sacks with 4.5 sacks for a total of 31 yards in losses ... Started five games and played in a reserve role 11 times this season ...

GAME HIGHLIGHTS -- VS. CAROLINA (NOV. 24): Blocked a 35-yard field goal attempt by Graham Gano ... It was the first blocked kick of his career ...

VS. SAN DIEGO (NOV. 17): Had two tackles including one sack, tackling Chargers quarterback Philip Rivers for a five-yard loss ... The sack came on a third-and-11 on the Chargers' 16-yard line with 13:48 left in the game and the Dolphins holding a 17-16 lead ... It forced the Chargers to punt from their 11-yard line on the next play and the Dolphins kicked a field goal on the following series to give them their final 20-16 victory margin ...

VS. CINCINNATI (OCT. 31): Had a half-sack for two yards, sharing a four-yard sack of Bengals' quarterback Andy Dalton with Derrick Shelby ...

AT NEW ENGLAND (OCT. 27): Had four tackles including two sacks for 14 yards in losses, tackling Patriots quarterback Tom Brady for two seven-yard losses ... It was his first multiple sack game of the season and the first multi-sack game of his career ...

VS. BALTIMORE (OCT. 6): Had six tackles and one pass defensed ...

AT NEW ORLEANS (SEPT. 30): Had five tackles including four tackles for losses and one sack, tackling Saints quarterback Drew Brees for a ten-yard loss ...

CHRIS OWENS #41

PositionCornerback
Height/Weight5-9, 180
Born12/1/86
CollegeSan Jose State '09
Acquired.....Wai. (Clev.), 2013
NFLFifth Season
DolphinsFirst Season



2013: Played in a reserve role once and was inactive once this season with the Dolphins ... Made his Dolphin debut in a reserve role on Dec. 29th vs. N.Y. Jets ... Was awarded to the Dolphins on Dec. 19th off waivers from the Cleveland Browns ... Spent the first 15 weeks of the 2013 season with the Browns where he saw action in 12 games with two starts, recording 51 tackles (40 solo), three passes defensed, 2.5 sacks, a forced fumble and a fumble recovery ... Was placed on the Reserve/Injured list by the Browns on De-

ember 3, 2013 before being waived ... Signed with the Browns as a free agent on March 22, 2013 ...


PRO: Over the course of his career before joining the Dolphins he appeared in 71 career games with 14 starts while registering 150 tackles, 15 passes defensed, 3.5 sacks, three interceptions, two forced fumbles and two fumble recoveries ... Spent four seasons with the Falcons (2009-12) appearing in 59 games ... Originally entered the NFL as a third-round draft selection (90th overall) of the Falcons in the 2009 NFL Draft ...

COLLEGE: Attended the San Jose State University (2005-08) where he appeared in started 38 of the 48 games in which he appeared ... Totaled 228 tackles, 20 passes defensed, 13 interceptions and one sack for the Spartans.

PERSONAL: Attended Dorsey High School in Los Angeles, California ... Born December 1, 1986 in Los Angeles, California.

DIMITRI PATTERSON #24

PositionCornerback
Height/Weight5-10, 200
Born6/18/83
CollegeTuskegee '05
AcquiredWai. (Cle.) 2012
NFLEighth Season
DolphinsSecond Season



Was placed on Injured Reserve with a groin injury on Dec. 10th that sidelined him for the rest of the season ... Until he went on IR he had 19 tackles, one sack for five yards in losses, six passes defensed and four interceptions that he returned a total of seven yards ... His four interceptions matches his single season career high, which he recorded in 2010 as a member of the Philadelphia Eagles ... Finished second on the team in tackles one game this season ... Before going on IR had started four games this season, played in a reserve role twice, did not play on Sept. 15th at Indianapolis and was inactive the next three games because of a groin injury as well as on Dec. 1st at N.Y. Jets, Nov. 24th vs. Carolina and Nov. 11th at Tampa Bay ... On Nov. 17th vs. San Diego left the game permanently in the third quarter with a groin injury ...

GAME HIGHLIGHTS -- VS. CINCINNATI (OCT. 31): Finished second on the team with eight tackles and added one interception, picking off an Andy Dalton pass and returning it three yards, a pick that resulted in a Dolphin field goal ...

AT NEW ENGLAND (OCT. 27): Made his return to the starting lineup and recorded four tackles as well as two passes defensed and one interception, picking off Tom Brady's first pass of the game and returning it two yards ... That turnover eventually led to the Dolphins' first touchdown of the game ...

VS. BUFFALO (OCT. 20): After missing the previous four games returned to action and had three tackles including one sack, tackling Bills quarterback Thad Lewis for a five-yard loss ... It was his first sack as a member of the Dolphins ...

AT CLEVELAND (SEPT. 8): Had two tackles and two interceptions, picking off Browns' quarterback Brandon Weeden twice and returned those two picks a total of two yards ... It was the second multi-interception game of his career, having intercepted Redskins quarterback Donovan McNabb twice (including a 40-yard touchdown return) on Nov. 15, 2010 at Washington as a member of the Philadelphia Eagles ... It was the first multi-interception game by a Dolphin since Sean Smith had two INTs on Sept. 30, 2012 at Arizona ... Suffered a groin injury in that contest ...

MIKE PONCEY #51

PositionCenter
Height/Weight6-5, 305
Born7/24/89
CollegeFlorida '11
AcquiredD1, 2011
NFLThird Season
DolphinsThird Season



Started 14 games at center this season and was inactive on Nov. 24th vs. Carolina and Nov. 17th vs. San Diego because of an illness ...

PRO BOWL: Was named to the 2014 NFL Pro Bowl team ... It marked his first selection to the Pro Bowl ... He joined his twin brother, Maurkice Pouncey of the Steelers, who was named as a center on the AFC Pro Bowl team each of the previous three seasons, as Pro Bowlers ... Mike Pouncey became the first Dolphin center selected to the Pro Bowl since Tim Ruddy in 2000 and he is the fourth center selected overall in team history, joining Ruddy and Hall of Famers Jim Langer (1973-78) and Dwight Stephenson (1983-87) ... He was one of four Dolphins selected to the Pro Bowl team this year, along with Brandon Fields, Brent Grimes, and Cam Wake ...

DERRICK SHELBY #79


PositionDefensive End
Height/Weight6-2, 280
Born3/4/89
CollegeUtah '12
AcquiredFA, 2012
NFLSecond Season
DolphinsSecond Season



Had 2.5 sacks for 12 yards in losses this season ... Started once and played in a reserve role 15 times this season ... On Oct. 31st vs. Cincinnati had a half-sack for two yards, sharing a four-yard sack of Bengals' quarterback Andy Dalton with Jared Odrick ... Made his first career start on Sept. 30th at New Orleans ... On Sept. 15th at Indianapolis had two tackles including one sack, tackling Colts quarterback Andrew Luck for a one-yard loss and forcing him to fumble on the play ... On Sept. 8th at Cleveland had one sack, tackling Browns quarterback Brandon Weeden for a nine-yard loss and also forced Weeden to fumble on the play ... It was his first career sack ...

DION SIMS #80

PositionTight End
Height/Weight6-4, 265
Born2/18/91
CollegeMichigan State '14
AcquiredD4b, 2013
NFLRookie
DolphinsRookie




For the season had six catches for 32 yards and one touchdown ... Started five games this season when the Dolphins opened up with two tight ends, played in a reserve role ten times, and was inactive once ... On Dec. 15th vs. New England had one catch for six yards ... On Dec. 8th at Pittsburgh had one catch for seven yards ... On Dec. 1st at N.Y. Jets had one catch for eight yards ... On Oct. 21st at New England had one catch for four yards ... On Sept. 22nd vs. Atlanta had one catch, a one-yard touchdown reception from Ryan Tannehill ... It came with 38 seconds left in the game to give the Dolphins a comeback 27-23 win ... It was his first

career reception and first career touchdown catch ... He became the first Dolphin player to register a TD reception with his first career catch since tight end Kory Sperry had a five-yard TD reception vs. Tampa Bay on Nov. 15, 2009 ... Made his NFL and Dolphin debut in a start on Sept. 8th at Cleveland ... Fourth round draft pick (106th selection overall) of the Dolphins in the 2013 draft ...

PAUL SOLIAI #96

PositionDefensive Tackle
Height/Weight6-4, 340
Born12/30/83
CollegeUtah '07
AcquiredD4, 2007
NFLSeventh Season
DolphinsSeventh Season




Had 34 tackles and one sack for nine yards in losses this season ... Started 15 games this year and was inactive on Sept. 22nd vs. Atlanta due to a knee injury ...

GAME HIGHLIGHTS – AT BUFFALO (DEC. 22): Had five tackles ...
VS. CINCINNATI (OCT. 31): Had three tackles including one sack, tackling Bengals quarterback Andy Dalton for a nine yard loss ...
VS. BALTIMORE (OCT. 6): Had four tackles and one forced fumble ...
AT INDIANAPOLIS (SEPT. 15): Recorded four tackles ...

AUSTIN SPITLER #45


PositionLinebacker
Height/Weight6-2, 250
Born10/26/86
CollegeOhio State '10
AcquiredFA, 2013
NFLFourth Season
DolphinsFourth Season



Ranked tied for third on the team with eight special teams tackles ... Played in a reserve role 12 times this season ... Was re-signed by the Dolphins as a free agent on Oct. 2nd ... Had been waived by Miami on August 31st ... Started once and played in a reserve role first four preseason games ...

R.J. STANFORD #25

PositionCornerback
Height/Weight5-10, 190
Born5/6/88
CollegeUtah '10
AcquiredWai. (Car.), 2012
NFLThird Season
DolphinsSecond Season



Was placed on Injured Reserve on Dec. 10th with a foot injury and will be out the remainder of the season ... Until he went on IR he played in a reserve role 13 times this season ... Suffered an ankle injury on Dec. 8th at Pittsburgh that sidelines him the remainder of the game ... Had three special teams tackles on Oct. 6th vs. Baltimore ...

RANDY STARKS #94

PositionDefensive Tackle
Height/Weight6-3, 305
Born12/14/83
CollegeMaryland '05
AcquiredUFA (Tenn.), 2008
NFLTenth Season
DolphinsSixth Season



For the season had 49 tackles and four sacks for 27.5 yards in losses ... Finished second on the team in tackles once this season ... Started 14 times and played in a reserve role twice this season ...

INTERCEPTIONS: Starks has four interceptions in his career, all as a member of the Dolphins ... His four career interceptions are the most by a defensive lineman in Dolphin history, surpassing the previous high of two INTs by Bill Stanfill (1969-76) ... Starks' four career INTs also is tied for the NFL lead among active defensive tackles:

MOST INTERCEPTIONS BY AN NFL DEFENSIVE TACKLE (ACTIVE)

PLAYER	TEAM	YEARS	INT
1. RANDY STARKS	TENN., MIA.	2004-13	4
Darnell Dockett	Ariz.	2004-13	4
Kevin Williams	Minn.	2003-13	4
4. Haloti Ngata	Bal.	2006-13	3
Justin Smith	Cin., S.F.	2001-13	3
Jonathan Babineaux	Atl.	2001-13	3

GAME HIGHLIGHTS -- AT BUFFALO (DEC. 22): Had seven tackles ...

AT PITTSBURGH (DEC. 8): Had four tackles, one sack, and one fumble recovery, recovering a Ben Roethlisberger fumble on the Steeler 31-yard line following Cam Wake's sack and forced fumble of Roethlisberger ... The turnover resulted in the Dolphins' first touchdown of the game ... Starks' sack came when he tackled Steeler quarterback Ben Roethlisberger for a 13-yard loss ...

AT TAMPA BAY (NOV. 11): Finished tied for second on the team in tackles with five stops ...

VS. CINCINNATI (OCT. 31): Had seven tackles ...

VS. BUFFALO (OCT. 20): Had four tackles including one sack, tackling Bills quarterback Thad Lewis for a five-yard loss ... Starks forced Lewis to fumble on the play, but Lewis recovered his own fumble ...

AT INDIANAPOLIS (SEPT. 15): Had a half-sack for 2.5 yards in losses ... His half-sack came when he and Philip Wheeler combined to tackle Colts quarterback Andrew Luck for a five-yard loss on a fourth-and-ten on the Miami 23-yard line with 1:35 left in the game to seal the Dolphins' 24-20 victory ...

AT CLEVELAND (SEPT. 8): Had 1.5 sacks for a total of seven yards in losses, tackling Browns quarterback Brandon Weeden for a four-yard loss and sharing a six-yard sack of Weeden with Cam Wake ... His 1.5 sacks at the time was tied for the third highest single game sack total of his career ... It also was the fourth multi-sack game of his career ...

CALEB STURGIS #9

PositionKicker
Height/Weight5-9, 190
Born8/9/89
CollegeFlorida '13
AcquiredD5b, 2013
NFLRookie
DolphinsRookie



For the season finished first on the Dolphins in scoring with 111 points, going 26-34 in field goals and 33-33 in extra points ... Played in all 16 games this season ... Converted the first ten field goals of his career before his first miss, a 57-yard attempt on Oct. 6th vs. Baltimore ... Fifth round draft pick (166th overall selection) of the Dolphins in the 2013 draft ...

LONG FIELD GOALS: Has kicked three field goals of 50 or more yards in 2013 and has three field goal of 50 or more yards in his career ... He is the only kicker in Dolphin history to kick three 50-yard field goals as a rookie ... He also is only one of eight Dolphin kickers in team history to kick a 50-yard field goal:

DOLPHINS KICKERS WITH FIELD GOALS OF 50 OR MORE YARDS

KICKER	DATE	OPPONENT	YARDS
Olindo Mare (14)	October 24, 1999	Philadelphia	54
	October 16, 2005	at Tampa Bay	53
	October 13, 2002	at Denver	53
	September 22, 2002	N.Y. Jets	53
	October 17, 1999	at New England	53
	November 16, 2003	Baltimore	52
	October 1, 2006	at Houston	52
	September 19, 1999	Arizona	51
	October 12, 2003	at Jacksonville	51
	November 23, 2003	Washington	51
	December 26, 2004	Cleveland	51
	December 22, 1997	New England	50
	January 9, 2000	at Seattle	50*
	December 15, 2003	Philadelphia	50
November 28, 2004	at San Francisco	50	
Pete Stoyanovich (14)	November 12, 1989	at New York Jets	59#
	January 5, 1991	Kansas City	58*
	September 27, 1992	at Seattle	53
	September 29, 1991	at New York Jets	53
	October 28, 1990	at Indianapolis	53
	October 10, 1993	at Cleveland	52
	November 22, 1992	Houston	52
	September 22, 1991	Green Bay	52
	October 8, 1995	Indianapolis	51
	January 17, 1993	Buffalo	51*
	September 23, 1990	at N.Y. Giants	51
	November 16, 1992	Buffalo	50
	December 9, 1991	Cincinnati	50
	December 27, 1993	at San Diego	50
October 30, 1994	at New England	50	
December 17, 1995	at Buffalo	50	
Dan Carpenter (10)	December 5, 2010	Cleveland	60
	January 1, 2012	New York Jets	58
	October 31, 2010	at Cincinnati	54
	October 17, 2010	at Green Bay	53
	December 9, 2012	at San Francisco	53
	December 16, 2012	Jacksonville	53
	November 8, 2009	at New England	52
	October 2, 2011	at San Diego	51
	December 7, 2008	at Buffalo (Toronto)	50#
September 26, 2010	New York Jets	50	

DOLPHINS KICKERS WITH FIELD GOALS OF 50 OR MORE YARDS (Cont'd)

KICKER	DATE	OPPONENT	YARDS
Garo Yepremian (5)	October 22, 1972	Buffalo	54
	September 16, 1973	San Francisco	53
	December 5, 1976	Buffalo	53
	October 1, 1972	at Minnesota	51
	December 16, 1972	Baltimore	50
Uwe von Schamann (4)	October 21, 1979	at New England	53#
	November 13, 1983	at New England	52
	November 5, 1979	Houston	51#
	September 4, 1983	at Buffalo	50
CALEB STURGIS (3)	SEPTEMBER 15, 2013	AT INDIANAPOLIS	54#
	OCTOBER 27, 2013	AT NEW ENGLAND	52#
	SEPTEMBER 22, 2013	ATLANTA	50#
Fuad Reveiz (2)	November 16, 1986	at Buffalo	52
	January 4, 1986	Cleveland	51*#
Jay Feely (1)	December 2, 2007	New York Jets	53

* - Playoffs # - Rookie

Sturgis' 54-yard field goal on Sept. 15th at Indianapolis is tied for the fourth longest field goal in regular season Dolphin history (tied for fifth, including playoffs) ... It also is the second-longest field goal by a Dolphin rookie kicker in team history:

MIAMI DOLPHINS LONGEST FIELD GOALS

PLAYER	DATE	OPPONENT	YARDS
1. Dan Carpenter	12/5/10	Cleveland	60
2. Pete Stoyanovich	11/12/89	at New York Jets	59#
3. Dan Carpenter	1/1/12	New York Jets	58
Pete Stoyanovich	1/5/91	Kansas City	58*
5. CALEB STURGIS	9/15/13	AT INDIANAPOLIS	54#
Dan Carpenter	10/31/10	at Cincinnati	54
Olindo Mare	10/24/99	Philadelphia	54
Garo Yepremian	10/22/72	Buffalo	54

* - Playoffs # - Rookie

GAME-WINNING KICKS: Sturgis has no game-winning kicks in 2013 ... He has no fourth quarter (or overtime) game-winning kicks in his career (kicks that gave the Dolphins their final lead either from tie situations or from deficits) ... He has one game-tying field goal in the fourth quarter in games that the Dolphins would go on to win:

STURGIS' GAME-TYING OR WINNING FOURTH QUARTER OR OVERTIME KICKS

DATE	OPP.	SITUATION	LENGTH OF FG	W/L	FINAL SCORE
10/31/13	Cincinnati	Trailing 20-17 with 0:16 left in regulation	44 yards	W	22-20

Overall he is 1-2 in potential game-winning or game-tying field goal attempts in the fourth quarter (or overtime) that either tied the game in a contest the Dolphins would go on to win or gave the Dolphins their final lead ... He missed a 57-yard field goal on Oct. 6, 2013 vs. Baltimore with 38 seconds left and the Ravens winning 26-23 ...

ROOKIE KICKERS: With 111 points, Sturgis has the second highest point total by a Dolphin rookie in club history ... His 26 field goals are the highest number of FGs by a rookie Dolphin kicker:

MIAMI DOLPHINS ROOKIE KICKING LEADERS

SCORING

PLAYER	YEAR	FG	XP	PTS
1. Fuad Reveiz	1985	22	50	116
2. CALEB STURGIS	2013	26	33	111
3. Dan Carpenter	2008	21	40	103
4. Uwe von Schamann	1979	21	36	99

FIELD GOALS MADE

PLAYER	YEAR	ATT.	FG
1. CALEB STURGIS	2013	34	26
2. Fuad Reveiz	1985	27	22
3. Uwe von Schamann	1979	29	21
4. Dan Carpenter	2008	25	21

HONORS: Was named as the Pepsi NFL Rookie of the Week for Week 1 of the NFL season for his performance at Cleveland on Sept. 8th ... In that contest he scored 11 points, going 3-3 in field goals (hitting from 45, 49, and 36 yards out) and 2-2 in extra points ...

GAME HIGHLIGHTS -- VS. CAROLINA (NOV. 24): Scored ten points, going 1-1 in extra points and 3-4 in field goals, connecting from 32, 47, and 23 yards out and missing from 53 yards ...

VS. CINCINNATI (OCT. 31): Was 2-3 in field goals, connecting on 36 and 44 yards out and missing from 34 yards ... His 44-yard field goal came with 16 seconds left in regulation to give the Dolphins a 20-20 tie from a 20-17 deficit, a game the Dolphins went on to win 22-20 in overtime ... It was the first fourth quarter game-tying field goal in a game the Dolphins would go on to win in his career ...

VS. ATLANTA (SEPT. 22): Scored nine points, going 2-2 in field goals (hitting from 46 and 50 yards out) and 3-3 in extra points ... His 50-yard field goal was his second field goal of 50+ yards of the season, becoming the second rookie kicker in Dolphin history to kick two 50-yard field goals ...

AT INDIANAPOLIS (SEPT. 15): Scored six points, going 1-1 in field goals and 3-3 in extra points ... His field goal was from 54 yards ... At the time was tied for the fourth longest field goal in Dolphin history (regular season) and tied for fifth overall (including playoffs) ... It also is the second longest field goal by a Dolphin rookie kicker ... He actually kicked the 54-yard field goal twice, with the Colts calling time out right before he "made" his initial kick ...

AT CLEVELAND (SEPT. 8): Made his NFL and Dolphins debut and scored 11 points, going 3-3 in field goals (connecting from 45, 49, and 36 yards out) and 2-2 in extra points ... The three field goals are tied (along with ten others) for the second-most field goals in a game by a Dolphins rookie behind the four field goals by Dan Carpenter on Nov. 2, 2008 (his rookie season) at Denver ... His 49-yard field goal was the fifth longest by a Dolphins rookie in the regular season and the sixth longest overall ...

STURGIS' UPDATED CAREER STATISTICS

YEAR	TEAM	G	PATS	FG	PCT	BK	LG	PTS
2013	Miami	16	33/33	26/34	.765	0	54	111

FIELD GOAL ACCURACY


YEAR	TEAM	1-19	20-29	30-39	40-49	50-PLUS	TOTALS	PCT
2013	Miami	1/1	4/4	10/12	8/10	3/7	26/34	.765

KICKING SURFACES

YEAR	TEAM	HOME		AWAY		TOTAL		
		(GRASS)	PCT.	(GRASS)	PCT.	GRASS	TURF	
2013	Miami	13/17	.765	13/17	.765	20/25	6/9	26/34

2013 KICKING

at Cle. (45, 49, 36); at Ind. (54); vs. Atl. (46, 50); at N.O. (34); vs. Bal. (37, 25, 48, 57); vs. Buf. (51); at N.E. (52, 46, 39B); vs. Cin. (34, 36, 44); at T.B. (40, 30); vs. S.D. (22, 37); vs. Car. (32, 47, 23, 53); at N.Y.J. (41, 34, 43, 18); at Pitt. (30, 52, 27); vs. N.E. (32); at Buf. (0 att.); vs. N.Y.J. (0 att.)

RYAN TANNEHILL #17	
PositionQuarterback	
Height/Weight6-4, 222	
Born7/27/88	
CollegeTexas A&M '12	
AcquiredD1, 2012	
NFLSecond Season	
DolphinsSecond Season	

For the season was 355-588 for 3,913 yards with 24 touchdowns and 17 interceptions for a 81.7 rating and had 40 rushes for 238 yards and one touchdown ... Also lost five fumbles ... Led the Dolphins in rushing once this season ... Started all 16 games this year ...

DOLPHIN STARTER: Tannehill started all 32 games in his career, including the all 16 games in 2013 and all 16 games in 2012 ... In those 32 contests as a starter he is 637-1,072 (59.4%) for 7,207 yards with 36 touchdowns and 30 interceptions for a rating of 79.1 ... The Dolphins are 15-17 in those 32 starts ... His 15 wins in his first 32 career starts is the fourth highest total by any Dolphin quarterback in their first 32 starts with the team:

PLAYER	YEARS	RECORD
1. Dan Marino	1983-84	26-6
2. Jay Fiedler	2000-01	22-10
3. David Woodley	1980-81	21-10-1
4. RYAN TANNEHILL	2012-13	15-17
5. Bob Griese	1967-68	10-20-2

QUARTERBACK RATING: Tannehill qualified for a career ranking among Dolphin quarterbacks, and his 79.1 figure for his Dolphin career is the fourth highest of any Dolphin QB:

PLAYER	YEARS	ATT.	COMP.	PCT.	YARDS	TD	INT	RATE
1. Chad Pennington	2008-10	552	373	67.6	4,085	20	9	94.5
2. Dan Marino	1983-99	8,358	4,967	59.4	61,361	420	252	86.4
3. Matt Moore	2011-13	372	223	59.9	2,681	17	11	85.0
4. R. TANNEHILL	2012-13	1,072	637	59.4	7,207	36	30	79.1
5. Bob Griese	1967-80	3,429	1,926	56.2	25,092	192	172	77.1
6. Jay Fielder	2000-04	1,603	936	58.4	11,040	66	63	76.8
7. Earl Morrall	1972-76	284	153	53.9	2,335	17	17	76.2
8. Chad Henne	2008-11	1,065	646	60.7	7,114	31	37	75.7

ATTEMPTS AND COMPLETIONS: Tannehill's pass attempts and completions in 2013 were the fourth highest single season totals in team history:

ATTEMPTS		
PLAYER	YEAR	ATT.
1. Dan Marino	1986	623
2. Dan Marino	1994	615
3. Dan Marino	1988	606
4. RYAN TANNEHILL	2013	588
5. Dan Marino	1985	567

MIAMI DOLPHINS SINGLE SEASON ATTEMPTS AND COMPLETION LEADERS (Cont'd)

COMPLETIONS		
PLAYER	YEAR	CMP.
1. Dan Marino	1994	385
2. Dan Marino	1986	378
3. Dan Marino	1984	362
4. RYAN TANNEHILL	2013	355
5. Dan Marino	1988	354

COMPLETION PERCENTAGE: Tannehill's career completion percentage of 59.4 is the fifth highest career completion percentage in Dolphin history:

PLAYER	YEARS	ATT.	COMP.	PCT.
1. Chad Pennington	2008-10	552	373	67.6
2. Chad Henne	2009-11	1,065	646	60.7
3. Matt Moore	2011-13	372	223	59.9
4. Dan Marino	1983-99	8,358	4,967	59.43
5. RYAN TANNEHILL	2012-13	1,072	637	59.42

PASSING YARDAGE: Tannehill's 3,913 passing yards this year is the ninth highest single season total in Dolphin history and the most by any Dolphin quarterback other than Marino ... It's also the most by any Dolphin quarterback since 1994 ... Combined with his 3,294 yards passing last year as a rookie, Tannehill's combined total of 7,207 yard passing is the fifth most passing yards in NFL history by a quarterback in the first two seasons of their career:

PLAYER	TEAM	1ST YEAR 2ND YEAR TOTAL		
		YARDS	YARDS	YARDS
1. Andrew Luck	Indianapolis	4,374	3,822	8,196
2. Cam Newton	Carolina	4,051	3,869	7,920
3. Peyton Manning	Indianapolis	3,739	4,135	7,874
4. Dan Marino	Miami	2,210	5,084	7,294
5. RYAN TANNEHILL	MIAMI	3,294	3,913	7,207

3,000-YARD PASSING SEASON: With 3,913 passing yards this season, Tannehill registered his second career 3,000 yard passing season ... He joins Dan Marino (13 times) as the only Dolphin quarterbacks to record two or more seasons passing for 3,000 yards ... Tannehill is the first Dolphin QB to throw for 3,000 or more yards in each of his first two years in the league ...

400-YARD GAMES: In his career, Tannehill has one 400-yard passing game (431 yards on Sept. 30, 2012 at Arizona) and the Dolphins are 0-1 in those contests ... He became only the sixth quarterback in Dolphin history to throw for 400 or more yards in a game (Dan Marino – 15 times; Tannehill, Chad Henne, Joey Harrington, David Woodley and Don Strock -- once each) ...

300-YARD GAMES: This season Tannehill has five 300-yard games (312 yards on Dec. 15th vs. New England, 331 yards on Dec. 1st at N.Y. Jets, 310 yards on Nov. 24th vs. Carolina, 307 yards on Oct. 6th vs. Baltimore and 319 yards on Sept. 15th at Indianapolis) and the Dolphins are 3-2 in those contests ... In his career, Tannehill has six 300-yard passing games (the five this season and 431 yards on Sept. 30, 2012 at Arizona) and the Dolphins are 3-3 in those contests ... With six career 300-yard passing games, Tannehill ranks third in Dolphin history:

PLAYER	YEARS	NO.
1. Dan Marino	1983-99	63
2. Chad Henne	2009-11	7
3. RYAN TANNEHILL	2012-13	6
4. Bob Griese	1967-80	3
Jay Fiedler	2000-04	3

Tannehill's five 300-yard passing games this season is tied for the fifth-highest single season total in Dolphin history ... It also is the most by a Dolphin quarterback other than Dan Marino, and it also is the most by a Dolphin QB since 1994 when Marino had four 300-yard passing games:

MOST 300-YARD PASSING GAMES, SEASON		
PLAYER	YEAR	NO.
1. Dan Marino	1984	9
2. Dan Marino	1985	6
Dan Marino	1986	6
Dan Marino	1988	6
5. Dan Marino	1989	5
Dan Marino	1994	5
RYAN TANNEHILL	2013	5
8. Dan Marino	1987	4
Dan Marino	1997	4
Dan Marino	1998	4

20 TOUCHDOWN PASSES: With 24 touchdown passes this year, it marks the first season Tannehill has passed for 20 or more touchdown passes in a season ... He joins Dan Marino (13 times), Bob Griese (twice) and Jay Fiedler (once) as the only Dolphin quarterbacks to throw 20 or more touchdowns in a season ... He also becomes only the second Dolphins QB (along with Marino) to throw for as many as 24 TD passes in a season ...

THREE TOUCHDOWN PASSES: Tannehill has three games this season of three or more touchdowns passes (three touchdown passes on Dec. 15th vs. New England, Dec. 8th at Pittsburgh and on Oct. 20th vs. Buffalo) and the Dolphins are 2-1 in those contests ... In his career Tannehill has three games of three or more touchdown passes (all this season) and the Dolphins are 2-1 in those contests ...

MULTI-TOUCHDOWN PASSES: Tannehill has seven games this season of two or more touchdowns passes and the Dolphins are 4-3 in those contests ... In his career Tannehill has ten games of two or more touchdown passes and the Dolphins are 7-3 in those contests ...

FOURTH QUARTER COMEBACKS: Tannehill has five fourth-quarter or overtime comeback victories in his career with the Dolphins, with four at home and one on the road ... In the fourth quarter of those four games he is 38-55 for 429 yards with six touchdowns and no interceptions for a rating of 128.5:

TANNEHILL'S FOURTH QUARTER COMEBACK VICTORIES				
DATE	OPPONENT	4TH QTR DEFICIT	4TH QTR STATS	FINAL SCORE
11/25/12	vs. Seattle	7-14	7-9-156-1-0	24-21
9/22/13	vs. Atlanta	20-23	9-13-69-1-0	27-23
10/31/13	vs. Cincinnati	17-20	10-14-96-1-0	22-20
12/8/13	at Pittsburgh	24-28	5-8-40-1-0	34-28
12/15/13	vs. New England	17-20	7-11-68-2-0	24-20

In addition, he has no games this season and none in his career when he led Miami to victory when they were tied (but not trailing) in the fourth quarter ...

RUSHING: Tannehill's 238 yards rushing this season is the fourth highest single season rushing total by a Dolphin quarterback in team history ... Tannehill has two of the top seven QB rushing totals:

SINGLE SEASON RUSHING LEADERS, DOLPHIN QUARTERBACKS						
PLAYER	YEAR	ATT	YARDS	AVG	TD	
1. Jay Fiedler	2001	73	321	4.4	4	
2. David Woodley	1981	63	272	4.3	4	
3. Jay Fiedler	2000	54	267	4.9	1	
4. RYAN TANNEHILL	2013	40	238	6.0	1	
5. Bob Griese	1968	42	230	5.5	1	
6. David Woodley	1980	55	214	3.9	3	
7. RYAN TANNEHILL	2012	49	211	4.3	2	
8. David Woodley	1982	36	207	5.8	2	
9. Bob Griese	1967	37	157	4.2	1	
10. George Wilson	1966	27	137	5.1	0	

Tannehill's career total of 449 rushing yards already is the fourth highest career rushing total by a Dolphin quarterback in team history:

CAREER RUSHING LEADERS, MIAMI DOLPHIN QUARTERBACKS						
PLAYER	YEARS	ATT	YARDS	AVG	TD	
1. Bob Griese	1967-80	261	994	3.8	7	
2. Jay Fiedler	2000-04	201	834	4.1	11	
3. David Woodley	1980-83	173	771	4.5	9	
4. RYAN TANNEHILL	2012-13	89	449	5.0	3	
5. Chad Henne	2008-11	66	196	3.0	2	
6. George Wilson	1966	27	137	5.1	0	
7. Ray Lucas	2001-02	44	132	3.0	3	
8. Damon Huard	1998-00	28	124	4.4	0	
9. Earl Morrall	1972-76	23	120	5.2	1	
10. Cleo Lemon	2006-07	34	109	3.2	4	

GAME HIGHLIGHTS -- VS. N.Y. JETS (DEC. 29): Was 20-40 for 204 yards with one touchdown and three interceptions ... His touchdown came on a five-yard TD pass to Mike Wallace ...

AT BUFFALO (DEC. 22): Was 10-27 for 82 yards with no touchdowns or interceptions ... Suffered a knee injury in the fourth quarter that forced him out of the game but did return later in the contest ...

VS. NEW ENGLAND (DEC. 15): Was 25-37 for 312 yards with three touchdowns and no interceptions for a rating of 120.6 ... It was his fifth 300-yard passing game of the season and the sixth of his career ... His touchdown passes came on a 39-yard TD toss to Mike Wallace, a two-yard TD pass to Daniel Thomas, and a 14-yard TD pass to Marcus Thigpen ... At the time his three touchdown passes matched his single game career high ... It was his third game of three or more touchdown passes this season and the third such game of his career ... Coupled with his three TD passes in his previous game (Dec. 8th at Pittsburgh) it marked the first time a Dolphin QB threw three or more touchdowns in consecutive games since 1994 when Dan Marino threw four touchdown passes at the N.Y. Jets on Nov. 27th (the clock play game) and then had three touchdown passes vs. Buffalo on Dec. 4th ... It was Tannehill's seventh game of two or more touchdown passes this season and the ten such game of his career ... His TD pass to Thigpen came with 1:15 left in the game to allow the Dolphins to overcome a 20-17 deficit to the Patriots and give them a 24-20 win ... With the Dolphins trailing 20-17 with 4:14 left in the game, Tannehill led the Dolphins on a nine-play, 60 yard drive culminating on that winning TD pass to Thigpen with 1:15 left ... In that drive Tannehill was 6-8 for 66 yards and one touchdown, including converting a fourth-and-five on the Dolphin 45-yard line with a six-yard pass to Charles Clay to keep the drive alive ... It was Tannehill's fourth fourth-quarter comeback this season and the fifth of his career ... At the time his quarterback rating of 120.6 was the second highest figure of his career ...

AT PITTSBURGH (DEC. 8): Was 20-33 for 200 yards with three touchdowns and one interception for a rating of 95.5 ... His touchdown passes came on six- and 12-yard TD passes to Charles Clay and a four-yard TD toss to Brian Hartline ... It was his second game

of three or more touchdown passes this season and the second such game of his career ... It also was his sixth game of two or more touchdown passes this season and the ninth such game of his career ... His second TD pass to Clay came with 2:53 left in the game to allow the Dolphins to grab the lead from the Steelers 31-28 in a game Miami went on to win 34-28 ... With the Dolphins trailing 28-24 with 14:56 left in the fourth quarter, Tannehill went 5-8 for 40 yards and that touchdown pass to Clay to lead the Dolphins to that comeback win ... It was Tannehill's third fourth-quarter comeback this season and the fourth of his career ... Also rushed for 56 yards on three carries, including a 48-yard run, the longest run of his career ... It also was the longest run by a Miami Dolphin quarterback in team history:

LONGEST RUNNIG PLAYS, DOLPHIN QUARTERBACK, TEAM HISTORY

PLAYER	DATE	OPPONENT	YARDS
1. RYAN TANNEHILL	12/8/13	at Pitt.	48
2. Pat White	11/8/09	vs. Buf.	31
3. Jay Fiedler	10/1/00	at Cin.	30
RYAN TANNEHILL	12/16/12	vs. Jack.	30

AT N.Y. JETS (DEC. 1): Was 28-43 for 331 yards with two touchdowns and one interception for a rating of 94.2 ... Went over the 3,000 yards passing mark for the season in the contest ... At the time his 331 yards passing was the second highest single game passing yardage total of his career ... It also was his fourth 300-yard passing game of the season and the fifth of his career ... Coupled with his 310 yards passing vs. the Carolina Panthers on Nov. 24th, it marked the first time in his career he threw for 300 or more yards in consecutive games ... His touchdown passes came on a 31-yard TD pass to Brian Hartline and a 28-yard TD pass to Mike Wallace ... It was his fifth game of two or more touchdown passes this season and the eighth such game of his career ... Also added three carries for 22 yards rushing ...

VS. CAROLINA (NOV. 24): Was 28-42 for 310 yards with one touchdown and one interception ... His touchdown came on a 53-yard TD pass to Mike Wallace ... Also had a 57-yard completion to Wallace ... At the time those two completions were tied for the third longest and the fifth longest of his career ... At the time his 310 yards passing was the third highest single game total of his career ... It also was his third 300-yard passing game of the season and the fourth of his career ... Completed passes to ten different receivers in the contest ... Also led the Dolphins in rushing with four carries for 36 yards ...

VS. SAN DIEGO (NOV. 17): Was 22-35 for 268 yards with one touchdown and one interception ... His touchdown came on a 39-yard scoring toss to Charles Clay ... Also had four carries for 21 yards ...

AT TAMPA BAY (NOV. 11): Was 27-42 for 229 yards and two touchdowns, coming on six and 19-yard TD passes to Rishard Matthews ... It was his fourth game of two or more touchdown passes this season and the seventh game of his career ... At one point in the contest he completed 12 straight passes, which is tied for the seventh highest single game total in Dolphin history ...

VS. CINCINNATI (OCT. 31): Was 20-28 for 208 yards with no touchdowns or interceptions and had one rush, a one-yard touchdown run ... His touchdown run was the third TD run of his career ... With the Dolphins trailing 20-17 with 1:18 left in the fourth quarter and the ball on their own 24-yard line with one timeout, Tannehill went 5-7 for 57 yards to lead the Dolphins to the Bengals' 26-yard line where Caleb Sturgis kicked a 44-yard field goal to tie the game with 16 seconds left, a contest they went on to win 22-20 in overtime ... It was Tannehill's second fourth-quarter comeback this season and the third of his career ...

AT NEW ENGLAND (OCT. 27): Was 22-42 for 192 yards with two touchdowns and two interceptions ... His touchdown passes came on TD tosses of four yards to Brandon Gibson and five yards to Daniel Thomas ... It was his third game of two or more touchdown passes this season and the sixth game of his career ...

VS. BUFFALO (OCT. 20): Was 19-37 for 194 yards with three touchdown passes and two interceptions for a rating of 71.2 ... His touchdowns came on a TD pass of seven yards to Charles Clay and scoring tosses of 13 yards and four yards to Brandon Gibson ... It was his first game of three or more touchdown passes this season and the first such game of his career ... It also was his second game of two or more touchdown passes this season and the fifth game of his career ... The last Dolphin quarterback to throw for three touchdown passes was Matt Moore at the New England Patriots on Dec. 24, 2011 ...

VS. BALTIMORE (OCT. 6): Was 21-40 for 307 yards with one touchdown and no interceptions for a rating of 86.1 ... His touchdown came on a nine-yard TD pass to Charles Clay ... At the time his 307 yards passing was the third highest single game total of his career ... It was his second 300-yard passing game of the season and the third of his career ... In the game he had three completions of 45 or more yards -- 45 yards to Charles Clay, 46 yards to Brandon Gibson, and 49 yards to Mike Wallace ... At the time, they were the fifth, six, and seventh longest pass completions of his career ... It also was the first time in his career he had three completions of 45 or more yards in the same game ...

AT NEW ORLEANS (SEPT. 30): Was 22-35 for 249 yards with one touchdown and three interceptions ... Connected on a 50-yard pass to Marcus Thigpen, which at the time was the fourth longest completion of his career ... His touchdown came on a three-yard pass to Charles Clay ... Also added four carries for 48 yards, including a 26-yard run ... At the time his 48 yards rushing was the second highest single game total of his career, while his 26-yard run was his third longest career run ...

VS. ATLANTA (SEPT. 22): Was 24-35 for 236 yards with two touchdowns and one interception for a 94.5 rating ... His two touchdown passes were 18-yards to Brian Hartline and one yard to Dion Sims ... It was his first game of two or more touchdown passes this season and the fourth game of his career ... With the Dolphins trailing 23-20 with 4:46 left in the game, Tannehill led Miami on a 13-play, 75-yard touchdown drive, culminating with his TD pass to Sims with 38 seconds left in the game to give the Dolphins a 27-23 win ... In that drive he was 9-12 for 69 yards and that TD ... It was his first fourth quarter comeback this season and the second of his career ...

AT INDIANAPOLIS (SEPT. 15): Was 23-34 for 319 yards with one touchdown and no interceptions for a rating of 107.4 ... His touchdown came on an 18-yard TD pass to Mike Wallace, the first TD catch for Wallace as a Dolphin ... At the time his 319 passing yards was the second highest single game total of his career ... It was Tannehill's first 300-yard passing game this season and the second of his career ... His 67-yard completion to Charles Clay at the time was the second-longest completion of Tannehill's career ... Tannehill threw for 209 yards in the first half, at the time the second highest passing yardage figure in the first in his career ... It marked the third time in his career his passer rating was 100.0 or above ...


AT CLEVELAND (SEPT. 8): Was 24-38 for 272 yards with one touchdown and one interception for a rating of 82.3 ... His touchdown came on a 34-yard TD pass to Brian Hartline ... With Miami ahead 13-10 with 11:54 left in the fourth quarter, Tannehill led the Dolphins on a 10-play, 85-yard scoring drive to give the Dolphins a 20-10 lead in a game they would win 23-10 ... In that drive Tannehill was 6-7 for 78 yards ...

TANNEHILL'S UPDATED CAREER STATISTICS

YEAR	TEAM	G-S	ATT.	COMP.	YDS.	PCT.	TD	INT	LG	RATE
2012	Miami	16-16	484	282	3294	.583	12	13	80	76.1
2013	Miami	16-16	588	355	3913	.604	24	17	67	81.7
NFL TOTALS		32-32	1072	637	7207	.594	36	30	80	79.1

JAMAR TAYLOR #22

PositionCornerback
Height/Weight5-10, 195
Born9/29/90
CollegeBoise State '13
AcquiredD2, 2013
NFLRookie
DolphinsRookie



Played in a reserve role nine times and was inactive seven games this season ... Made his Dolphins and NFL debut in a reserve role on Sept. 30th at New Orleans ... Second round draft pick (54th overall selection) of the Dolphins in the 2013 draft ...

MARCUS THIGPEN #34

PositionRunning Back
Height/Weight5-9, 195
Born5/15/86
CollegeIndiana '08
AcquiredFA, 2012
NFLSecond Season
DolphinsSecond Season



Had six rushes for 18 yards, eight catches for 97 yards and one touchdown, 34 punt returns for 264 yards (an average of 7.8 yards per return) and 39 kickoff returns for 878 yards (an average of 22.5 yards per return) ... Played in a reserve role all 16 games this season ... On Dec. 15th vs. New England had two catches for 23 yards and one touchdown ... His touchdown catch was a 14-yard TD pass from Ryan Tannehill with 1:15 left in the game to give the Dolphins a comeback 24-20 victory ... It was the first touchdown reception of his career ... On Dec. 1st vs. N.Y. Jets had four carries for ten yards and one reception for no yardage ... On Sept. 30th at New Orleans had one catch for 50 yards ... It was his second career reception and the longest catch of his career ... He now has notched a reception, a kickoff return and a punt return of 50 or more yards in his Dolphin career ... The last Dolphin to accomplish that was Ted Ginn, Jr ...

DALLAS THOMAS #70


PositionGuard/Tackle
Height/Weight6-5, 315
Born10/30/89
CollegeTennessee '13
AcquiredD3a, 2013
NFLRookie
DolphinsRookie



Played in a reserve role six times, did not play once, and was inactive nine games of the year ... Made his Dolphin and NFL debut in a reserve role on Nov. 17th vs. San Diego ... Third round draft pick (77th overall selection) of the Dolphins in the 2013 draft ...

DANIEL THOMAS #33

PositionRunning Back
Height/Weight6-1, 235
Born10/29/87
CollegeKansas State '11
AcquiredD2, 2011
NFLThird Season
DolphinsThird Season



For the season had 109 carries for 406 yards and four touchdowns and has 15 catches for 63 yards and two touchdowns ... Led the Dolphins in rushing four times this season ... Started once, played in a reserve role 14 times and was inactive Dec. 1st at N.Y. Jets due to an ankle injury sustained on Nov. 24th vs. Carolina ...

100-YARD GAMES: Has one 100-yard rushing games this season (105 yards on Dec. 8th at Pittsburgh) and the Dolphins are 1-0 in those games ... Has two 100-yard games in his career (105 yards on Dec. 8, 2013 at Pittsburgh and 107 yards rushing on Sept. 18, 2011 vs. Houston) and the Dolphins are 1-1 in those contests ...

GAME HIGHLIGHTS – VS. NEW ENGLAND (DEC. 15): Had five carries for 16 yards and added one catch, a two-yard touchdown pass from Ryan Tannehill ...

AT PITTSBURGH (DEC. 8): Led the Dolphins in rushing with 16 carries for 105 yards and one touchdown ... His touchdown came on a four yard run ... With the Dolphins trailing 28-24 with 3:59 left in the game had a 55-yard run down to the Steeler 16-yard line to set up their go-ahead touchdown two plays later that gave them a 31-28 lead in a game they went on to win 34-28 ... It was the longest run of his career ... It was his first game rushing for 100 or more yards this year and the second such game of his career ... At the time it was the second highest single game rushing total of his career ...

VS. SAN DIEGO (NOV. 17): Led the Dolphins in rushing with ten carries for 57 yards and one touchdown, coming on a one-yard run ...

AT NEW ENGLAND (OCT. 27): Had nine carries for 47 yards and added one catch, a five-yard touchdown reception from Ryan Tannehill ...

VS. BUFFALO (OCT. 20): Started and led the Dolphins in rushing with 12 carries 60 yards ...

VS. ATLANTA (SEPT. 22): Had five rushes for 21 yards and one touchdown, coming on a five-yard TD run ... Also added one catch for 16 yards ...


AT CLEVELAND (SEPT. 8): Led the Dolphins in rushing with eight carries for 14 yards and one touchdown, coming on a one-yard run with 6:51 left in the game to give the Dolphins a 20-10 lead ...

THOMAS' UPDATED CAREER STATISTICS

YEAR	TEAM	RUSHING						RECEIVING			
		G-S	ATT.	YDS.	AVG.	LG	TD	NO.	YDS.	LG	TD
2011	Miami	13-2	165	581	3.5	28	0	12	72	12	1
2012	Miami	12-0	91	325	3.6	20	4	15	156	32	0
2013	Miami	15-1	109	406	3.7	55	4	15	63	16	2
NFL TOTALS		40-3	365	1312	3.6	55	8	42	291	32	3

MICHAEL THOMAS #31

PositionSafety
Height/Weight5-11, 196
Born3/17/89
CollegeStanford '12
Acquired.....FA, 2013
NFLFirst Season
DolphinsFirst Season



2013: Played in a reserve role three times this season ... Has one interception without a return ... On Dec. 15th vs. New England made his Dolphin and NFL debut in a reserve role ... Saw extensive playing time in the fourth quarter following injuries to Nolan Carroll and Brent Grimes ... With the Dolphins protecting a 24-20 lead with 27 seconds left in the game and the Patriots on the Dolphins' 19-yard line, Thomas broke up a Tom Brady pass on first down in the end zone that was intended for Danny Amendola ... On fourth-and-five on Miami's 14-yard line with seven seconds left in the game, Thomas intercepted a pass in the end zone intended for Austin Collie to preserve the Dolphins' victory ... It was his first career interception ... Was signed by the Miami Dolphins as a free agent from the San Francisco 49ers' practice squad on Dec. 10th ... Joined Miami's roster after spending the past two seasons with the San Francisco 49ers ... He spent the first 14 weeks of the 2013 season on the 49ers practice squad ... Was signed to the practice squad on September 2nd ... Thomas spent the 2013 offseason and training camp with 49ers prior to being released on August 31, 2013.

HONORS: Was named as AFC Defensive Player of the Week for Week 15 of the season for his efforts vs. New England on Dec. 15th ... He was playing in his first career NFL game after being signed off the San Francisco 49er's practice squad five days earlier (Dec. 10) ... With the Dolphins protecting a 24-20 lead with 27 seconds left in the game and the Patriots on the Dolphins' 19-yard line, Thomas broke up a Tom Brady pass on first down in the end zone that was intended for Danny Amendola ... On fourth-and-five on Miami's 14-yard line with seven seconds left in the game, Thomas intercepted a pass in the end zone intended for Austin Collie to preserve the Dolphins' victory ... It was his first-ever NFL honor ... It also marked the second time in team history a Dolphin player was received an AFC Player of the Week award for his performance in his first career NFL game -- Following the 1996 season opener (Sept. 1) vs. New England, rookie running back Kareem Abdul-Jabbar was named AFC Offensive Player of the Week when he rushed for 115 yards on 26 carries with one touchdown in his first career NFL game to help the Dolphins to a 24-10 victory ... Thomas' award also was the first time Dolphins defensive back won the AFC Defensive Player of the Week since Lance Schulters won it in Week 3 of the 2005 season ...


PRO: Was signed to San Francisco's team practice squad on September 1, 2012 where he spent the remainder of the 2012 season ... Had been released by San Francisco on August 31st following training camp ... Originally entered the NFL with the 49ers as an undrafted college free agent following the 2012 NFL Draft.

COLLEGE: A four-year letterman at Stanford (2008-11), he saw action in 51 games with 24 starts ... During his collegiate career he recorded 189 tackles, 5 INTs, 12.5 TFLs, 30 PDs, 2 FRs, 3 FFs and 2.5 sacks for the Cardinal.

PERSONAL: Attended Nimitz High School, in Houston, Texas ... Born on March 17, 1989.

JASON TRUSNIK #93


PositionLinebacker
Height/Weight6-4, 252
Born6/6/84
CollegeOhio Northern '07
AcquiredUFA, 2011 (Clev.)
NFLSeventh Season
DolphinsThird Season



Ranked tied for third on the team with eight special teams tackles ... Started twice and played in a reserve role 14 games this year ... Started on Oct. 20th vs. Buffalo in place of Dannell Ellerbe and had six tackles ... Had three tackles on Sept. 22nd vs. Atlanta ...

OLIVIER VERNON #50

PositionDefensive End
Height/Weight6-2, 268
Born10/7/90
CollegeMiami (Fla.) '13
AcquiredD3a, 2012
NFLSecond Season
DolphinsSecond Season



Had 57 tackles and led the Dolphins with 11.5 sacks for 65 yards in losses this season ... Ranked tied for third in the AFC and tied for seventh in the NFL in sacks ... With 11.5 sacks he has recorded the most sacks in a season by a Dolphins player other than Cam Wake since 2008, when Joey Porter had 17.5 sacks ... Has one game of double figure tackles ... Led the Dolphins in tackles twice this season ... Started 15 games this season and played in a reserve role once ...

MULTI-SACK GAMES: Had two multi-sack games this season (3.0 sacks on Dec. 1st at N.Y. Jets and 2.0 sacks on Nov. 24th vs. Carolina) and the Dolphins are 1-1 in those contests ... Has three multi-sack games in his career and the Dolphins are 2-1 in those contests ...

FOUR-GAME SACK TOTAL: Vernon had a total of seven sacks for 45 yards in losses over four consecutive games (Nov. 17th vs. San Diego, Nov. 24th vs. Carolina, Dec. 1st at N.Y. Jets, and Dec. 8th at Pittsburgh) ... His seven sacks in that period is the fifth best four-game sack total for a Dolphins player since 1982 when sacks became an official statistic:

MOST SACKS, MIAMI DOLPHINS, FOUR CONSECUTIVE GAMES (SINCE 1982)

PLAYER	YEAR	GM 1	GM 2	GM 3	GM 4	TOTAL
1. Doug Betters	1983	4.0	1.0	1.0	2.0	8.0
Jason Taylor	2002	2.0	2.0	1.0	3.0	8.0
3. Joey Porter	2008	4.0	0.5	1.0	2.0	7.5
Cam Wake	2012	4.5	1.0	1.0	1.0	7.5
5. OLIVIER VERNON	2013	1.0	2.0	3.0	1.0	7.0

FIRST TWO SEASONS: Vernon's career total of 15.0 sacks over his first two years in the league is tied for the second highest combined total of sacks by a Dolphin player in his first two seasons:

MOST SACKS, DOLPHIN PLAYER, FIRST TWO SEASONS

PLAYER	ROOKIE		SECOND		TOTAL
	YEAR	SACKS	YEAR	SACKS	
1. Bryan Cox	1991	2.0	1992	14.0	16.0
2. OLIVIER VERNON	2012	3.5	2013	11.5	15.0
A.J. Duhe	1977	7.0	1978	8.0	15.0
4. Bill Stanfill	1969	8.0	1970	6.0	14.0
Jason Taylor	1997	5.0	1998	9.0	14.0

HONORS: Was named as the AFC Defensive Player of the Week for Week 13, following his performance on Dec. 1st at N.Y. Jets ... In that contest he led the Dolphins in tackles with ten stops ... Had three sacks in that contest for a total of 25 yards, sacking Jets quarterback Geno Smith for an eight-yard loss and tackling Jets QB Matt Simms twice for a total of 17 yards in losses ... It marks the first time that Vernon has been selected as the AFC Defensive Player of the Week ... Vernon joined Cameron Wake (Week Nine) as the second Dolphins defensive player to win AFC Player of the Week honors in 2013 ... Vernon also was honored in 2012 as the AFC Special Teams Player of the Week for Week 8 of that season ... He became the first player in Dolphin history to win both AFC Defensive and Special Teams weekly honors ...

GAME HIGHLIGHTS -- AT PITTSBURGH (DEC. 8): Had two tackles and one sack, tackling Steelers quarterback Ben Roethlisberger for a six-yard loss ... It was his fourth consecutive game with at least one sack ...

AT N.Y. JETS (DEC. 1): Led the Dolphins in tackles with ten stops ... Had three sacks in that contest for a total of 25 yards, sacking Jets quarterback Geno Smith for an eight-yard loss and tackling Jets QB Matt Simms twice for a total of 17 yards in losses ... It was his second multi-sack game of the season and the third of his career ... Was named as AFC Defensive Player of the Week for his efforts ...

VS. CAROLINA (NOV. 24): Had four tackles including two sacks, tackling Panthers quarterback Cam Newton for a total of seven yards in loss ... It was his first multi-sack game of the season and the second of his career ...

VS. SAN DIEGO (NOV. 17): Tied for the team lead in tackles with six stops including one sack, tackling Charger quarterback Philip Rivers for a seven-yard loss ... The sack was a critical one, coming on a third-and-five on the Miami 29-yard line with 4:36 left in the game and the Dolphins protecting a 20-16 lead ... It forced the Chargers to punt on the next play, instead of attempting a field goal ... That proved critical in the Chargers' final drive of the game, needing a touchdown to win instead of just a field goal ...

AT NEW ENGLAND (OCT. 27): Had six tackles including one sack, tackling Patriots' quarterback for a two-yard loss ... It was the fourth straight game where he has recorded at least one sack ...


VS. BUFFALO (OCT. 20): Had three tackles including one sack, tackling Bills quarterback Thad Lewis for a five-yard loss ...

VS. BALTIMORE (OCT. 6): Had three tackles including one sack, tackling Ravens quarterback Joe Flacco for a seven-yard loss ...

AT NEW ORLEANS (SEPT. 30): Had five tackles including one sack, tackling Saints' quarterback Drew Brees for a six-yard loss ...

AT INDIANAPOLIS (SEPT. 15): Had a half-sack for no yards in losses, combining with Reshad Jones to sack Colts' quarterback Andrew Luck for no gain ...

CAMERON WAKE #91	
Position	Defensive End
Height/Weight	6-3, 258
Born	1/30/82
College	Penn State '05
Acquired	FA, 2009
NFL	Fifth Season
Dolphins	Fifth Season



For the season was second on the Dolphins with 8.5 sacks for a total of 56 yards in losses ... Also had two points via a safety ... Started 15 games this season and was inactive on Sept. 30th at New Orleans due to a knee injury ... Saw limited playing time on Oct. 6th vs. Baltimore due to that injury ... Suffered that knee injury on Sept. 22nd vs. Atlanta ...

SACKS: Wake had two multiple (1.5 or more) sack games this season (3.5 sacks on Oct. 31st vs. Cincinnati and 2.5 sacks on

Sept. 8th at Cleveland) and the Dolphins are 2-0 in those games ... Has 11 multiple sack games in his career and the Dolphins are 5-6 in those contests ... He has nine games with two or more sacks, and that ranks fourth in Dolphin history:

CAREER GAMES, TWO OR MORE SACKS, DOLPHIN HISTORY		
PLAYER	YEARS	NO.
1. Jason Taylor	1997-07, 09, 11	25
2. Trace Armstrong	1995-00	12
Jeff Cross	1988-95	12
4. CAMERON WAKE	2009-13	9
5. Doug Betters	1978-87	8

His total of four games of three or more sacks is tied for second in team history:

CAREER GAMES, THREE OR MORE SACKS, DOLPHIN HISTORY		
PLAYER	YEARS	NO.
1. Jason Taylor	1997-07, 09, 11	6
4. CAMERON WAKE	2009-13	4
Jeff Cross	1988-95	4
2. Adewale Ogunleye	2000-03	2
5. Doug Betters	1978-87	2

FIVE YEARS: Wake's 51.5 sacks in the last five years (dating back to the start of the 2009 season) is the fifth highest total among NFL players in that span:

NFL SACK LEADERS, 2009-13		
PLAYER	TEAMS	NO.
1. Jared Allen	KC/MIN	71.0
2. DeMarcus Ware	DAL	63.5
3. Robert Mathis	IND	57.5
4. Tamba Hali	KC	55.0
5. CAMERON WAKE	MIA	51.5

DOLPHIN ALL-TIME SACK LEADERS: With 51.5 sacks as a Dolphin, Wake ranks seventh among the team's all-time sack leaders ... He passed Kim Bokamper and Bob Baumhower to move into seventh place on Dec. 9, 2012 at San Francisco ... He passed A.J. Duhe to move into ninth place on Dec. 2, 2012 vs. New England ... He passed Manny Fernandez to move into tenth place on Oct. 28, 2012 at N.Y. Jets:

MIAMI DOLPHINS ALL-TIME CAREER SACK LEADERS		
PLAYER	YEARS	SACKS
1. Jason Taylor	1997-07, 2009, 2011	131.0
2. Bill Stanfill	1969-76	67.5
3. Doug Betters	1978-87	65.5
4. Vern Den Herder	1971-81	64.0
5. Jeff Cross	1988-95	59.5
6. Trace Armstrong	1995-00	56.5
7. CAMERON WAKE	2009-13	51.5
8. Bob Baumhower	1977-86	39.5
Kim Bokamper	1977-85	39.5
10. A.J. Duhe	1977-84	38.5

UNDRAFTED PLAYER SACK LEADERS: With 51.5 sacks in his career, Wake ranks 11th in NFL history (since sacks were recognized as an official statistic in 1982) among career sacks by players who were undrafted:

MOST SACKS BY UNDRAFTED PLAYERS IN NFL HISTORY (1982-2013)

PLAYER	YEARS	SACKS
1. Reggie White	1985-2000	198.0
2. John Randle	1990-2003	137.5
3. William Fuller	1986-1998	100.5
4. Lee Williams	1984-1993	82.5
5. Adewale Ogunleye	2001-2010	67.0
6. James Harrison	2004-2013	66.0
7. James Hall	2000-2011	63.0
8. Keith Willis	1982-1993	59.0
9. Chris Clemons	2004-2013	58.0
10. Greg Brown	1981-1987	52.5
11. CAMERON WAKE	2009-2013	51.5
12. Joseph Nash	1982-1996	47.5

HONORS: Was named as the AFC Defensive Player of the Week for Week 9, following his performance on Oct. 31st vs. Cincinnati ... In that contest he had five tackles, including three sacks of Bengals' quarterback Andy Dalton for a total of 23 yards in losses ... When he sacked Dalton for a nine-yard loss in the first quarter, he also forced Dalton to fumble and then went on to recover that fumble ... His third sack of Dalton came on the last play of the game when he tackled Dalton in the end zone for an eight yard loss and a safety with 6:42 remaining in overtime to give the Dolphins a 22-20 win ... It marks the first time that Wake has been selected as the AFC Defensive Player of the Week ... Was honored in 2012 as the AFC Defensive Player of the Month for October ... Became the first Dolphins defensive player to win the award since Week 5 of the 2012 season when Randy Starks was selected for his performance against the Cincinnati Bengals on October 7, 2012.

PRO BOWL: Was named to the 2014 NFL Pro Bowl team ... It marked his third selection to the Pro Bowl team and his second as a defensive end ... He made the Pro Bowl in 2011 as a linebacker ... He is one of only two Dolphins to make the Pro Bowl at different positions, joining Randy Starks, who made it as a defensive end in 2010 and as a defensive tackle in 2012 ... Wake is one of four Dolphins selected to the Pro Bowl team this year, along with Brandon Fields, Brent Grimes, and Mike Pouncey ...

GAME HIGHLIGHTS -- VS. NEW ENGLAND (DEC. 15): Had three tackles including one sack, tackling Patriots quarterback Tom Brady for a seven-yard loss ...

AT PITTSBURGH (DEC. 8): Had three tackles, one sack for two yards in losses and one forced fumble ... The sack and the forced fumble came on the same play when he sacked Steelers quarterback Ben Roethlisberger for a two-yard loss and forced him to fumble on the play ... The fumble was recovered by Randy Starks on the Steelers 31-yard line ... The turnover resulted in the Dolphins' first touchdown of the game ...

VS. SAN DIEGO (NOV. 17): Had four tackles including one sack, tackling Chargers quarterback Philip Rivers for a five-yard loss ... The sack came on a second-and-two on the Chargers' 42-yard line with 56 seconds left in the game and the Dolphins protecting a 20-16 lead ...

VS. CINCINNATI (OCT. 31): Had five tackles, including three sacks of Bengals' quarterback Andy Dalton for a total of 23 yards in losses ... When he sacked Dalton for a nine-yard loss in the first quarter, he also forced Dalton to fumble and then went on to recover that fumble ... His third sack of Dalton came on the last play of the game when he tackled Dalton in the end zone for an eight yard loss and a safety with 6:42 remaining in overtime to give the Dolphins a 22-20 win ... It was only the third time in NFL history an overtime game ended with a safety ... It was his first career safety ... Wake's three sacks in the game tied the second highest single game sack total of his career, surpassed only by the 4.5 sacks on Nov. 30, 2012 at Arizona ... It was his second multi-sack game of the season and the 11th multi-sack game of his career ... Was named as AFC Defensive Player of the Week for his efforts ...

AT CLEVELAND (SEPT. 8): Had 2.5 sacks for 19 yards in losses ... Sacked Browns quarterback Brandon Weeden twice for a total of 16 yards in losses and shared a six-yard sack of Weeden with Randy Starks ... It was his first multi-sack game of the season and the tenth multi-sack game of his career ... At the time his 2.5 sacks was tied for the fourth highest single game total of his career ...

MIKE WALLACE #11	
PositionWide Receiver Height/Weight6-0, 195 Born8/1/86 CollegeMississippi '09 AcquiredUFA (Pitt.), 2013 NFLFifth Season DolphinsFirst Season	

For the season had 73 catches for 930 yards and five touchdowns ... Also had three rushes for 33 yards ... His 73 catches is the highest single season reception total of his career, surpassing his 72 catches as a member of the Pittsburgh Steelers in 2011 ... Led the Dolphins in receptions seven times and in receiving yardage seven times ... Started all 16 games this year ... Has caught a pass in 71 straight games -- the last time he didn't record a reception was on Nov. 29, 2009 at Baltimore as a member of the Pittsburgh Steelers ... Signed by the Dolphins as an unrestricted free agent from the Pittsburgh Steelers on March 12, 2013 ...

100-YARD GAMES: Has four 100-yard receiving games this season (105 yards on Dec. 15th vs. New England, 127 yards on Nov. 24th vs. Carolina, 105 yards on Oct. 6th vs. Baltimore and 115 yards at Indianapolis on Sept. 15) and the Dolphins are 2-2 in those contests ... In his career he has 18 100-yard games (four with the Dolphins and 14 with the Pittsburgh Steelers) and his teams are 10-8 in those contests ...

DOLPHIN FIRST-YEAR RECEIVING LEADERS: Wallace's 73 catches and 930 receiving yards both rank third by Dolphin receivers in their first season with the team:

MIAMI DOLPHINS FIRST YEAR SINGLE-SEASON RECEIVING LEADERS		
RECEPTIONS		
PLAYER	YEAR	ATT.
1. Brandon Marshall	2010	86
2. Terry Kirby	1993	75
3. MIKE WALLACE	2013	73
4. Jack Clancy	1966	67
5. Irving Fryar	1993	64
RECEIVING YARDS		
PLAYER	YEAR	CMP.
1. Brandon Marshall	2010	1014
2. Irving Fryar	1993	1010
3. MIKE WALLACE	2013	930
4. Chris Chambers	2001	883
5. Terry Kirby	1993	874

AMONG NFL RECEIVING LEADERS FROM 2009: Ranks among the most productive receivers in the NFL from 2009-2013 ... Has posted 308 receptions for 4,972 yards (16.1 average) and 37 touchdowns over that span ... His 37 touchdown receptions is tenth in the NFL since 2009:

**MOST TOUCHDOWN RECEPTIONS IN THE NFL
OVER THE LAST FIVE YEARS (2009-13)**

PLAYER	TEAM	2009	2010	2011	2012	2013	5-YEAR TOTAL
1. Calvin Johnson	DET	5	12	16	5	12	50
2. Vernon Davis	SF	13	7	6	5	13	44
3. Rob Gronkowski	N.E.	-	10	17	11	4	42
Brandon Marshall	DEN, MIA, CHI	10	3	6	11	12	42
5. Larry Fitzgerald	AZ	13	6	8	4	10	41
Jimmy Graham	N.O.	-	5	11	9	16	41
7. Dez Bryant	DAL	-	6	9	12	13	40
8. Marques Colston	N.O.	9	7	8	10	5	39
Roddy White	ATL	11	10	8	7	3	39
10. MIKE WALLACE	PIT, MIA.	6	10	8	8	5	37

HARTLINE-WALLACE: Hartline's 76 receptions this season, coupled with Mike Wallace's 73 catches, marked only the fifth time in team history that the Dolphins had a pair of receivers record 70 or more catches in the same season:

**MIAMI DOLPHINS DUO WITH 70 RECEPTIONS,
SAME SEASON**

YEAR	PLAYER	REC.	PLAYER	REC.
1984	Mark Clayton	73	Mark Duper	71
1985	Tony Nathan	72	Mark Clayton	70
1991	Mark Duper	70	Mark Clayton	70
2010	Brandon Marshall	86	Davone Bess	79
2013	BRIAN HARTLINE	76	MIKE WALLACE	73

GAME HIGHLIGHTS -- VS. N.Y. JETS (DEC. 29): Led the Dolphins in receptions with five catches for 25 yards and one touchdown, coming on a five-yard TD pass from Ryan Tannehill ...

VS. NEW ENGLAND (DEC. 15): Led the Dolphins in receptions and reception yardage with six catches for 105 yards and one touchdown, coming on a 39-yard TD pass from Ryan Tannehill ... It was his fourth 100-yard game this season and the 18th 100-yard game in his career ... Also had one rush for 13 yards, his longest run of the season ...

AT N.Y. JETS (DEC. 1): Had seven catches for 82 yards and one touchdown, coming on a 28-yard TD pass from Ryan Tannehill ...

VS. CAROLINA (NOV. 24): Tied for the team lead in receptions and led the team in reception yardage with five catches for 127 yards and one touchdown ... His 127 yards in receptions at the time was his single game high as a member of the Dolphins and it also was the third highest single game total of his career ... It was his third 100-yard game this season and the 17th 100-yard game in his career ... He had 110 yards in receptions in the first half, the second highest reception yardage total in the first half of a game in his career, surpassed only by his 129 yards in receptions in the first half on Sept. 25, 2011 at Indianapolis as a member of the Pittsburgh Steelers ... It marked the first time a member of the Dolphins had 100 or more receiving yards in a half since Brian Hartline accomplished that in both halves on Sept. 30, 2012 at Arizona ... Wallace's touchdown came on a 53-yard TD pass from Ryan Tannehill ... Also had a 57-yard completion ... At the time those two catches were the two longest receptions as a member of the Dolphins ...

VS. CINCINNATI (OCT. 31): Led the Dolphins in receptions and receiving yardage with six catches for 82 yards ...

VS. BUFFALO (OCT. 20): Led the Dolphins in receiving yardage with five catches for 76 yards, including a 46-yard reception ...

VS. BALTIMORE (OCT. 6): Led the Dolphins in receptions and reception yardage with seven catches for 105 yards ... It was his second 100-yard game this season and the 16th 100-yard game in his career ... Had a 49-yard reception in the contest, at the time his longest catch as a Dolphin ...

AT INDIANAPOLIS (SEPT. 15): Led the Dolphins in receptions and receiving yardage with nine catches for 115 yards and one

touchdown ... His touchdown came on an 18-yard TD pass from Ryan Tannehill, Wallace's first TD reception as a Dolphin ... It came during the Dolphins' first possession of the game, a series where Wallace had three catches for 46 yards and a TD ... At the time his nine receptions in that contest marked his regular season single game high and tied his overall career single game total, matching the nine receptions he recorded vs. Green Bay on Feb. 6, 2011 in Super Bowl XLV ... It was his first 100-yard receiving game as a Dolphin, and the 15th 100-yard receiving game of his career ... Along with Charles Clay's 109 yards in receptions, it marked the first time the Dolphins had two receivers with 100 or more yards in receptions in the same game since Sept. 30, 2012 at Arizona when Brian Hartline (253 yards) and Davone Bess (123 yards) both had over 100 yards in receptions ...

WALLACE'S UPDATED CAREER STATISTICS

YEAR	TEAM	G-S	NO.	YDS.	AVG.	LG	TD
2009	Pittsburgh	16-4	39	756	19.4	60	6
2010	Pittsburgh	16-16	60	1257	21.0	56	10
2011	Pittsburgh	16-14	72	1193	16.6	95	8
2012	Pittsburgh	15-14	64	836	13.1	82	8
2013	Miami	16-16	73	930	12.7	57	5
NFL TOTALS		79-64	308	4972	16.1	95	37

DANNY WATKINS #62

PositionGuard
Height/Weight6-3, 310
Born11/6/84
CollegeBaylor '11
Acquired.....FA, 2013
NFLThird Season
Dolphins.....First Season



2013: Played in a reserve role once and was inactive 15 games this season ... Made his Dolphin debut in a reserve role on Nov. 17th vs. San Diego ... Signed by the Dolphins as a free agent on September 3, 2013 ...

PRO: Joined Miami after spending the last two seasons with the Philadelphia Eagles (2011-12) ... Was selected with the 23rd overall pick by the Eagles in the 2011 NFL Draft ... In his career prior to joining the Dolphins, started 18 of the 23 games in which he appeared for the Eagles.

COLLEGE: Was was a two-year letter winner and started all 25 games played at Baylor after beginning his collegiate career at Butte College ... As a member of the Bears he earned first-team All-Big 12 Conference honors as a senior.

PERSONAL: Played rugby and hockey at Mt. Boucherie Secondary School in West Kelowna, British Columbia, Canada ... Born November 6, 1984.

PHILIP WHEELER #52

PositionLinebacker
Height/Weight6-2, 240
Born12/12/84
CollegeGeorgia Tech '08
AcquiredUFA (Oak.), 2013
NFLSixth Season
DolphinsFirst Season



For the season finished first on the Dolphins in tackles with 118 stops, had 0.5 sacks for 2.5 yards in losses and had seven passes defended ... It is the second time in his career he has recorded 100 or more tackles ... Had three games of double figure tackles ... Led the Dolphins in tackles six times this season and finished second five times ... Started all 16 games this year ... Signed by the Dolphins as an unrestricted free agent from the Oakland Raiders on March 12, 2013 ...

GAME HIGHLIGHTS -- VS. N.Y. JETS (DEC. 29): Finished second on the team with nine tackles ...

AT BUFFALO (DEC. 22): Led the Dolphins in tackles with 14 stops ...

AT PITTSBURGH (DEC. 8): Finished second on the Dolphins with seven tackles ...

AT N.Y. JETS (DEC. 1): Finished second on the Dolphins in tackles with seven stops ... Also recovered a fumble by Jets' quarterback Matt Simms at the Jets' 48-yard line early in the second quarter to set up the Dolphins' first touchdown of the game ...

VS. CAROLINA (NOV. 24): Led the Dolphins in tackles with nine stops and added three passes defended ...

VS. SAN DIEGO (NOV. 17): Finished tied for first on the Dolphins in tackles with six stops ...

AT TAMPA BAY (NOV. 11): Finished tied for second on the team in tackles with five stops ...

VS. BUFFALO (OCT. 20): Finished second on the Dolphins in tackles with eight stops ...


VS. BALTIMORE (OCT. 6): Led the Dolphins with ten tackles ...

AT INDIANAPOLIS (SEPT. 15): Finished second on the Dolphins with 12 tackles and added 0.5 sacks for 2.5 yards in losses along with two passes defended ... His half-sack came when he and Randy Starks combined to tackle Colts quarterback Andrew Luck for a five-yard loss on a fourth-and-ten on the Miami 23-yard line with 1:35 left in the game to seal the Dolphins' 24-20 victory ...

AT CLEVELAND (SEPT. 8): Tied for the team lead in tackles with six stops ...

JIMMY WILSON #27

PositionSafety
Height/Weight5-11, 205
Born7/30/86
CollegeMontana '11
AcquiredD7b, 2011
NFLThird Season
DolphinsThird Season



For the season had two interceptions he returned 21 yards ... Started three times and played in a reserve role 13 games this season ...

BLOCKED PUNTS: Wilson blocked a Mat McBriar punt on Dec. 8th at Pittsburgh ... It was his third career blocked punt as a Dolphin, tying him for the team record for most blocked punts in Dolphin history along with Tim Foley:

MOST BLOCKED PUNTS IN DOLPHIN HISTORY

PLAYER	YEARS	NO.
1. JIMMY WILSON	2011-13	3
Tim Foley	1970-80	3
3. Curtis Johnson	1970-78	2
William Judson	1982-89	2
Marc Logan	1989-91	1

GAME HIGHLIGHTS -- AT PITTSBURGH (DEC. 8): Had three tackles and a blocked punt, blocking a Mat McBriar punt ... It was the third blocked punt of Wilson's career, tying him with Tim Foley for the most career blocked punts in Dolphin history ...

AT TAMPA BAY (NOV. 11): Had one interception, picking off a Mike Glennon pass and returning it 23 yards ...

AT NEW ORLEANS (SEPT. 30): Had a forced fumble, causing the Saints' Darren Sproles to fumble, which was recovered by Dan-nell Ellerbe ...


VS. ATLANTA (SEPT. 22): On Sept. 22nd vs. Atlanta had one interception he returned for minus-two yards, picking off a Matt Ryan pass at the Atlanta 39-yard line with 26 seconds left in the game to seal the Dolphins' 27-23 win ...

WILL YEATMAN #72

PositionTackle
Height/Weight6-6, 315
Born4/10/88
CollegeMaryland '11
AcquiredWai. (N.E.), 2011
NFLThird Season
DolphinsThird Season



Was placed on Injured Reserve on Nov. 16th with a knee injury and will be out the remainder of the season ... At the time he went on IR he had played in a reserve role eight games and was inactive once this season ... Played in a reserve role last four games and was inactive first 12 games in 2012 ...



2013

**MIAMI DOLPHINS
GAME SUMMARIES
AND GAME CLIPS**

PRESEASON GAME NO. 1

COWBOYS 24, DOLPHINS 20
August 4, 2013

Fawcett Stadium
Canton, Ohio

The Dolphins couldn't quite come all the way back from a 17-0 deficit, but they accomplished a lot of good things nonetheless in their preseason opener. Two costly first-half turnovers proved the difference in the outcome as the Dallas Cowboys held on for a 24-20 victory in a Hall of Fame Game that featured a wild finish. After scoring 10 points in the fourth quarter to pull within 17-13, the Dolphins had a chance to take their first lead after beginning a drive at their own 37 with just over three minutes left, but running back Jonas Gray was dropped for a 2-yard loss after catching a swing pass from Matt Moore on fourth-and-3. Dallas then put together a quick touchdown drive to make it 24-13, but the Dolphins refused to quit. Moore quickly threw passes of 24 yards to tight end Kyle Miller and 27 yards to Keenan Davis to set up a 5-yard TD pass to tight end Kyle Miller on fourth-and-goal. The Dolphins' first touchdown came with 9:26 left in the fourth quarter on a 5-yard pass from Pat Devlin to Davis on fourth-and-goal. Davis, a rookie from the University of Iowa, was signed by the Dolphins on Wednesday. Trailing 17-3, the Dolphins had gone for it on fourth-and-6 from the Dallas 8-yard line late in the third quarter but Chad Bumphis was stopped 1 yard short of the first down after catching a pass

from Devlin. Dan Carpenter added two field goals for the Dolphins, hitting from 27 yards in the second quarter and 45 yards in the fourth. Among the players who stood out for the Dolphins on Sunday were Derrick Shelby, who got the start at defensive end and responded with two sacks in the first half; Gray, who had a 29-yard run in the fourth quarter and also had three catches for 37 yards; and Bumphis, who had five catches for 85 yards, including a 45-yard gain in the second quarter. First-round pick Dion Jordan also had an impressive outing in his first game in a Dolphins uniform. The defensive end showed off his versatility, rushing the passer on most downs but also dropping back in coverage at times. He was particularly effective during a Dallas series near the end of the first half. Jordan was on the receiving end of a hands-to-the-face penalty on a Cowboys lineman on first down; stopped running back Joseph Randle after a 4-yard gain on first-and-18; then made the tackle on Randle 5 yards short of the first down after dropping back as a linebacker on third-and-15. Jordan also provided the initial pressure on the play that resulted in Shelby's second sack. The Dolphins trailed 17-3 at the half despite outgaining Dallas by 62 yards (197-135), the result of two turnovers that led to Cowboys touchdowns.

		<u>1</u>	<u>2</u>	<u>3</u>	<u>4</u>	<u>OT</u>		<u>FINAL</u>
MIAMI	--	0	3	0	17	-	--	20
DALLAS	--	7	10	0	7	-	--	24

TEAM	SCORE	DRIVE (Plays/Yards/Time)	QTR	CLOCK TIME	Visitor	Home
DAL	Tanner 1 run (Bailey kick)			4/9/2:09	1	8:58
DAL	Bailey 4 field goal			12/49/6:04	2	9:14
DAL	Holloman 75 interception return (Bailey kick)				2	6:35
MIA	Carpenter 27 field goal			12/71/5:06	2	1:29
MIA	K. Davis 5 pass from Devlin (Carpenter kick)			7/58/3:17	4	9:26
MIA	Carpenter 45 field goal			8/25/3:37	4	4:50
DAL	Lawrence 7 run (Bailey kick)			4/43/0:23	4	1:57
MIA	Miller 5 pass from Moore (Carpenter kick)			8/79/1:41	4	0:16

ATTENDANCE: 22,364

TEAM STATISTICS		
	<u>MIAMI</u>	<u>COWBOYS</u>
First Downs/Total-Rush-Pass-Penalty	24/7-15-2	17/11-4-2
Third Down Efficiency	4-16/25	5-13/38
Total Yards-Plays-Average	421-76-5.5	266-58-4.6
Rushes-Yards-Average	111-26-4.3	170-34-5.0
Net Yards Passing-Sacked-Yards Lost	310-3-25	96-3-11
Passes Attempted-Completed-Intercepted	47-29-1	21-11-0
Punts/Number-Average	3-54.3	7-35.9
Penalties/Number-Yards	3-20	9-67
Fumbles/Number-Lost	3-1	1-0
Time of Possession	30:57	29:03

INDIVIDUAL STATISTICS

RUSHING

Miami – Gray 7-41; Gillislee 7-21; Miller 2-21; Devlin 2-15; Tyms 1-7; Thomas 4-5; Tannehill 2-1; Moore 1-0.
 Dallas – Randle 13-70; Tanner 10-59; Dunbar 4-22; Lawrence 5-14; Tanney 2-5.

PASSING

Miami – Moore 29-19, 238, 1TD, 1INT, Devlin 13-8, 1TD, Tannehill 5-2, 11 yards.
 Dallas – Tanney 10-5, 58 yards, Stephens 8-4; Orton 3-2, 25 yards.

RECEIVING

Miami – Bumphis 5-85; Egnew 4-52; Gray 4-35; Davis 3-48 1TD; Miller 3-35 1TD; Rodriguez 2-19; Tyms 2-15; Fuller 1-21; Gillislee 1-10; Gibson 1-7; Keller 1-4; Stafford 1-3; Thomas 1-1.
 Dallas – Benford 3-25; Green 1-32; Rosario 1-18; Armstrong 1-18; Dunbar 1-7; Beasley 1-5; Escobar 1-3; Cochart 1-1; Tanner 1-(-2).

INTERCEPTIONS

Miami – None.
 Dallas – None.

OPPONENTS FUMBLE RECOVERIES

Miami – None.
 Dallas – None.

SACKS

Miami – Shelby 2.
 Dallas – Selvie 2; Reed 1.

MISSED FIELD GOALS

Miami – None.
 Dallas – None.

The Palm Beach Post

Miami Dolphins lose turnover battle, fall 24-20 to Dallas Cowboys in preseason opener

August 4, 2013 | By Andrew Abramson, Staff writer

CANTON, OHIO — Dolphins coach Joe Philbin said takeaways will define his team this season.

After Miami had 10 more turnovers than takeaways last year, Philbin said the Dolphins must reverse the trend to have any shot at a successful season.

But it was more of the same in Sunday night's preseason opener as the Dolphins turned the ball over twice in the first half while not forcing a turnover in the game, falling 24-20 to Dallas.

The Dolphins played mostly second- and third-teamers, as did the Cowboys, so it's difficult to take too much away from the game at Fawcett Stadium.

Takeaways, however, have been a top theme at training camp for starters and reserves, and Miami failed its first test.

"Two turnovers and poor tackling, and (we've) got to play a lot better," Philbin said at halftime.

"Turnovers were the name of the game in the first half," Cowboys coach Jason Garrett said.

The tone was set from the start. Dallas made it to Miami's 36-yard line on its opening drive as new starting linebacker Philip Wheeler was exposed on several plays. The Cowboys, who went with many second-teamers on both sides of the ball to start the game, ultimately punted, and then the Dolphins fumbled on the first play of their opening drive.

Quarterback Ryan Tannehill was charged with the fumble on a botched handoff to Lamar Miller. The Cowboys recovered at the Dolphins' 9-yard line, and Phillip Tanner later scored on a 1-yard run for a 7-0 lead.

Miller came back on the next drive with consecutive 11- and 10-yard gains, and he looked like the unchallenged starter at running back. Miller wouldn't return after that, and Tannehill was taken out early on the next drive and replaced by Matt Moore.

Aside from Miller's runs, the Dolphins did few things right on offense. The offensive line, one of Miami's biggest question marks heading into the preseason, struggled. Moore was forced to scramble often as the Dolphins tried different rotations on the line.

Miami has been shuffling its offensive line in practice ever since right guard John Jerry went out with a knee injury. On Sunday, the Dolphins started Josh Samuda, last year's backup center, at right guard.

New starting left tackle Jonathan Martin, a second-year player who has had an inconsistent training camp, came out early with

the rest of the starters. While he was on the field, Martin failed to give Tannehill much time to throw.

Rookie Dallas Thomas, who replaced Martin at left tackle, struggled even more and doesn't look like he will give Martin any competition.

Undrafted rookie receiver Keenan Davis scored a fourth-quarter touchdown on a 5-yard pass from third-string quarterback Pat Devlin. Tight end Kyler Miller also had a 5-yard TD catch, on a pass from Moore, with 22 seconds left in the game. The Dolphins' onside kick attempt didn't work, and the Cowboys ran out the clock.

Moore threw a first-half interception, but most of the blame for that falls on rookie receiver Chad Bumphis, who couldn't hold on to the ball. Cowboys linebacker DeVonte Holloman caught the ball and returned it 75 yards for a TD to put Dallas ahead 17-0 in the second quarter.

Bumphis otherwise had a strong performance, making five catches for 85 yards.

The Dolphins sat six starters: receivers Mike Wallace and Brian Hartline; linebacker Dannell Ellerbe; defensive tackles Randy Starks and Jared Odrick; and defensive end Olivier Vernon. Wallace, Hartline, Starks and Odrick were expected to miss the game, but Ellerbe and Vernon were surprise scratches. The team didn't say why they sat, but a source said Vernon has a groin injury.

Second-year defensive end Derrick Shelby — not No. 3 overall pick Dion Jordan — started in Vernon's place. Shelby, who had eight tackles as an undrafted rookie last year, made the most of his playing time and had two sacks. Jordan also looked aggressive, and his pressure resulted in one of Shelby's sacks.

PRESEASON GAME NO. 2

DOLPHINS 27, JAGUARS 3
August 9, 2013

EverBank Field
Jacksonville, Florida

Dustin Keller caught a 22-yard touchdown pass, Jonas Gray had two short TD runs, rookie Caleb Sturgis hit field goals of 58 and 36 yards, and the Dolphins were plus-3 in the turnover ratio as they beat the Jaguars 27-3 at EverBank Field. After failing to come up with a takeaway against Dallas, the Dolphins had four against Jacksonville, including fumble recoveries by rookie Michael Clay and John Denney on special teams after muffed punts. On defense, cornerback Nolan Carroll and rookie Will Davis came up with interceptions. Davis, who has recorded a half-dozen picks over the last two weeks of practice, had a good night all around as he also knocked down a third-down pass while blitzing. The Dolphins' first-team defense didn't come up with a takeaway but had a good showing nonetheless, holding Jacksonville to only one first down and 14 total yards in three possessions. The Dolphins' first-team offense played four possessions against Jacksonville and Ryan Tannehill completed 5 of 9 passes for 75 yards with one touchdown and no interceptions. After recording only one first down on its first three possessions, the Dolphins offense got things rolling. Starting at their own 20 for the fourth consecutive drive, the Dolphins got into Jacksonville territory when Tannehill hit Keller with a beautiful touch pass down the middle of the field for 24 yards. Two good runs by Daniel Thomas gained an additional 17

yards and after a pass interference penalty gave the Dolphins a first down, Tannehill hit Keller for the touchdown. Keller caught the low pass while falling backward in the end zone after Tannehill rolled to his right. The Dolphins didn't have to go nearly as far on their next drive, starting at the Jaguars 47-yard line after Carroll's interception. A 27-yard completion from Matt Moore to Brian Tyms was the key play in the drive, and that was followed by a 12-yard run by Marvin McNutt on an end-around before Gray punched it in from the 1-yard line to make it 14-0. Gray's second touchdown came from 2 yards out in the fourth quarter after Denney's fumble recovery gave the Dolphins a first-and-goal at the Jacksonville 4-yard line. Gray's touchdown closed out the scoring in the Dolphins' most lopsided preseason victory since they beat Kansas City 24-0 in Miami in 2008. Jacksonville got on the scoreboard in the second quarter after a long drive, but rookie defensive end Emeka Onyenukwu came up big on a third-and-2 from the Miami 4-yard line when he stuffed fullback Lonnie Pryor for a 1-yard loss. The Jaguars reached the Miami 19-yard line on their first drive of the second half, but the scoring threat ended when rookie kicker Adam Yates badly missed on a 37-yard field goal attempt. Jacksonville didn't reach its own 40-yard line on offense again until after the two-minute warning.

		1	2	3	4	OT		FINAL
MIAMI	--	7	7	3	10	-	--	27
JACKSONVILLE	--	0	3	0	0	-	--	3

TEAM	SCORE	DRIVE (Plays/Yards/Time)	QTR	CLOCK TIME	Visitor	Home
MIA	Keller 22 pass from Tannehill (Sturgis kick)	7-80/3:38	1	2:04	7	0
MIA	Gray 1 run (Sturgis kick)	5-47/2:33	2	12:27	14	0
JAX	Scobee 23 field goal	16-75/7:16	2	5:11	14	3
MIA	Sturgis 58 field goal	4-11/1:19	3	7:04	17	3
MIA	Sturgis 36 field goal	11-53/6:19	4	11:46	20	3
MIA	Gray 1 run (Sturgis kick)	2-7/0:46	4	6:43	27	3

ATTENDANCE: 59,135

TEAM STATISTICS		
	MIAMI	JAGUARS
First Downs/Total-Rush-Pass-Penalty	17/8-7-2	19/6-10-3
Third Down Efficiency	3-13/23	6-16/38
Total Yards-Plays-Average	267-64-4.2	289-69-4.2
Rushes-Yards-Average	106-36-.2.9	126-26-4.8
Net Yards Passing-Sacked-Yards Lost	161-2-17	163-1-13
Passes Attempted-Completed-Intercepted	26-15-1	42-23-2
Punts/Number-Average	8-50.0	7-49.4
Penalties/Number-Yards	3-45	7-43
Fumbles/Number-Lost	1-0	2-2
Time of Possession	32:08	27:52

INDIVIDUAL STATISTICS

RUSHING

Miami – Gillislee 6-45; Gray 14-32 2TDs; Thomas 4-19; McNutt 1-12; Miller 2-6; Tannehill 1-2; Devlin 2-(-2).
 Jacksonville – Todman 6-45; Robinson 9-32; Grimes 4-19; Kafka 2-16; Eskridge 2-10; Pryor 2-2; Scott 1-2.

PASSING

Miami – Tannehill 9-5, 75 yards 1TD, Moore 9-5, 58 yards, 1INT, Devlin 8-5, 45 yards.
 Jacksonville – Scott 13-6, 51 yards, Henne 11-8 87 yards; Gabbert 10-5, 19 yards; Kafka 8-4 19 yards.

RECEIVING

Miami – Keller 2-46 1TD; Tyms 2-34; Bumphis 2-36; Sims 2-15; Gillislee 2-7; McNutt 1-17; Gibson 1-14; Hartline 1-9; Miller 1-6; Gray 1-4.
 Jacksonville – Brown 3-25; Ebert 3-20; Grimes 2-25; Reinsner 2-23; Brackett 2-19; Lewis 2-15; Shipley 1-18; Pryor 1-10; Sanders 1-8; Miles 1-8; Ta'ufu'tou 1-6; Otten 1-1; Eskridge 1-1; Clemons 1-0; Todman 1-(-3).

INTERCEPTIONS

Miami – Carroll 1; Davis 1.
 Jacksonville – Gratz 1.

OPPONENTS FUMBLE RECOVERIES

Miami – Clay 1; Denney 1.
 Jacksonville – None.

SACKS

Miami – Okpalauugo 1.
 Jacksonville – Marks 1; Smith 1.

MISSED FIELD GOALS

Miami – None.
 Jacksonville – Yates 37WL.



Dolphins dominate turnover battle, Jaguars

August 9, 2013 | By Chris Perkins, Staff writer

JACKSONVILLE - When Dolphins cornerback Nolan Carroll intercepted a deflected pass in Friday's game at Jacksonville, it represented a promising step in the team's development. Takeaways are a rarity for Miami.

And when the offense turned Carroll's interception into a touchdown, well, that was a giant leap forward. Touchdowns are also a rarity.

So, too, was the 58-yard field goal by rookie kicker Caleb Sturgis.

Yes, there were a few promising signs in the Dolphins' 27-3 victory at Jacksonville on Friday, much more promising than what Miami showed in last week's 24-20 loss to Dallas in the Hall of Fame game, which means things might be moving in the right direction overall.

Among the priorities for coach Joe Philbin against the Jaguars were his team getting off to a fast start, winning the turnover battle, and improved tackling.

Miami accomplished Philbin's first goal, kind of, by jumping out to a 14-0 lead, a stark contrast to a week ago when the Dolphins fell behind the Cowboys, 17-0, and seemed to be sleepwalking through the first half.

"Offensively we got off to a slow start honestly," said Philbin, who got his first pre-season victory after an 0-5 start, "but got it going there and we put together a nice drive. Our defense played well initially and has kept them out of the end zone. Even though we gave up a bunch of yards on a long drive, we kept them out of the end zone."

Quarterback Ryan Tannehill overcame an uneven performance by the offensive line (they were shaky early but ended up OK) to go 5-for-9 passing for 75 yards with one touchdown and no interceptions. He ended with a 120.1 passer rating and his decision-making, for the most part, was good.

"We started off slow, didn't get off to the start we wanted to but finally got settled in, did what we want to do with the ball down the field and capped it off with a touchdown," Tannehill said.

Tannehill and the starting offense played four series against Jacksonville and appeared as though they're progressing at a decent level. Tight end Dustin Keller, not wide receiver Mike Wallace, the \$60 million man, was the star receiver with two receptions for 46 yards, including a 22-yard touchdown pass from Tannehill.

Miami scored its first touchdown as the result of a seven-play, 80-yard drive, culminating in Keller's 22-yard touchdown reception.

Not long after that, and soon after Carroll's interception, the Dolphins had a five-play, 47-yard drive that ended with a 1-yard touchdown run by Gray.

By halftime the Dolphins led, 14-3, and were plus-one in turnover margin, an advantage that was later erased when backup quarterback Matt Moore threw a third-quarter interception.

But Miami took the turnover edge again when linebacker Michael Clay recovered a fumble by wide receiver Tobias Palmer on a punt return. That led to Sturgis' 58-yard field goal, which gave the Dolphins a 17-3 lead.

Then came rookie cornerback Will Davis' at the Dolphins' 37-yard line. Davis has been making a name for himself in practice, at one point recording five interceptions in a three-day stretch.

And then came the final takeaway. Deep snapper John Denney recovered a fumbled punt to set the Dolphins up at the 7-yard line. Two plays later Gray crashed into the end zone for a 27-3 lead.

It was the same thing with the tackling, which was improved. The Dolphins didn't miss tackles nearly to the degree they did a week ago.

When the Dolphins lost to Dallas in the Hall of Fame game they ended up minus-2 in the takeaway-giveaway margin, didn't tackle well and got off to a slow start. Philbin cited each of those areas as places for improvement.

On Friday, the Dolphins showed improvement, especially when it comes to their plus-3 giveaway/takeaway margin, a sizeable change from last season's minus-10.

"That's obviously the way we love to play the game," Philbin said.

PRESEASON GAME NO. 3

TEXANS 24, DOLPHINS 17
August 17, 2013

Reliant Stadium
Houston Texas

Mike Wallace caught his first three passes of the preseason on a drive that ended with his 9-yard touchdown and fellow wide receiver Brandon Gibson made two big catches on the Dolphins' other scoring drive of the first half in a 24-17 loss at Reliant Stadium. Wallace, caught three passes for 58 yards on a TD drive that tied the game at 7-7. For good measure, Wallace threw a nice block on Lamar Miller's 4-yard touchdown run in the second quarter when he pushed a defensive back to the sideline to allow Miller to cut back inside. Gibson, meanwhile, had catches of 15 and 17 yards on the drive that tied the score at 14-14. The drive was kept alive by a nifty 27-yard catch-and-run by Daniel Thomas off a shovel pass from Tannehill on third-and-13. Tannehill, whose first regular season start as an NFL player came last September at Reliant Stadium, played five offensive series and finished the game 10-for-15 for 141 yards and no interceptions. He also had a nice scramble when he avoided a sack and instead gained 6 yards on the play before he hit Wallace for 33 yards. It was the second consecutive week Tannehill and the first-team offense left the game after a touchdown drive. Backup Matt Moore finished 3-for-11 for 15 yards in two quarters of action and was sacked four times. Aaron Corp, re-signed a few

days ago, took over for Moore for the Dolphins' last drive and fumbled on first-and-10 from the Houston 40-yard line after scrambling out of the pocket, all but sealing the Texans victory. The Texans' first two drives were stopped by two big plays by two of the Dolphins' biggest names on defense. Cornerback Brent Grimes, another free agent acquisition, came up with an interception to stop the first before two-time Pro Bowl selection Cameron Wake sacked Matt Schaub on third down to end the second. The Dolphins' backups on defense didn't fare as well, giving up three touchdown passes, including a 38-yard hook-up from Case Keenum to Lestar Jean on fourth-and-2 and a 33-yard connection from T.J. Yates to tight end Garrett Graham in the third quarter. The two plays that stood out for the defensive backups were a fumble recovery by Lee Robinson after fellow linebacker Josh Kaddu stripped running back Dennis Johnson on a rushing attempt and a sack by rookie defensive end Tristan Okpalaugo, the third consecutive preseason game he brought down an opposing quarterback. Robinson's fumble recovery set up the Dolphins' only score of the second half, a 43-yard field goal by rookie Caleb Sturgis.

	1	2	3	4	OT	FINAL
MIAMI	7	7	3	0	-	17
HOUSTON	7	10	7	0	-	24

TEAM	SCORE	DRIVE (Plays/Yards/Time)	OTR	CLOCK TIME	Visitor	Home
HOU	Daniels 15 pass from Schaub (Bullock kick)	8-66/3:53	1	3:48	0	7
MIA	Wallace 9 pass from Tannehill (Sturgis kick)	7-80/3:05	1	0:43	7	7
HOU	Jean 38 pass from Keenum (Bullock kick)	5-68/1:59	2	8:45	7	14
MIA	Miller 4 run (Sturgis kick)	11-78/4:46	2	3:59	14	14
HOU	Bullock 46 field goal	6-23/0:47	2	0:01	14	17
HOU	Graham 33 pass from Yates (Bullock kick)	5-80/2:40	3	6:16	14	24
MIA	Sturgis 43 field goal	7-14/2:21	3	2:19	17	24

ATTENDANCE: 71,401

	TEAM STATISTICS	
	MIAMI	TEXANS
First Downs/Total-Rush-Pass-Penalty	15/4-8-3	23/6-17-0
Third Down Efficiency	5-16/31	4-11/36
Total Yards-Plays-Average	208-60-3.5	415-68-6.1
Rushes-Yards-Average	81-24-.3.4	112-28-4.0
Net Yards Passing-Sacked-Yards Lost	127-6-52	303-2-23
Passes Attempted-Completed-Intercepted	30-15-0	38-26-1
Punts/Number-Average	8-54/9	6-39.5
Penalties/Number-Yards	6-46	9-91
Fumbles/Number-Lost	2-1	2-1
Time of Possession	28:06	31:54

INDIVIDUAL STATISTICS

RUSHING

Miami - Thomas 4-25; Gray 4-14; Tannehill 2-11; Miller 5-10 1TD; Gillislee 3-9; Thigpen 2-6; Moore 3-5; Corp 1-1.
Houston - Karim 9-55; Wood 5-20; Tate 4-12; De Johnson 4-18; McGee 3-8; Graham 2-6; Keenum 1-3.

PASSING

Miami - Tannehill 15-10, 141 yards 1TD, Moore 11-3, 15 yards, Corp 4-2, 23 yards.
Houston - Keenum 18-11, 150 yards 1TD, Schaub 11-8 92 yards 1TD, 1INT; Yates 9-7, 84 yards 1TD.

RECEIVING

Miami - Wallace 3-58 1TD; Gibson 2-32; Miller 2-3; Thomas 1-27; Egnew 1-14; Keller 1-1; Pruitt 1-9; Thigpen 1-8; Matthews 1-7; McNutt 1-7.
Houston - Graham 4-54 1TD; Martin 4-40; Griffin 3-32; Jean 2-57 1TD; Lemon 2-31; Daniels 2-26 1TD; Hopkins 2-22; Clutts 2-18; De Johnson 2-11; Tate 2-9; Johnson 1-20;

INTERCEPTIONS

Miami - Grimes 1.
Houston - None.

OPPONENTS FUMBLE RECOVERIES

Miami - Robinson 1.
Houston - McClain 1.

SACKS

Miami - Okpalaugo 1; Wake 1.
Houston - Williams 2; Braman 1; Jefferson 1; Mohamed 1; Smith 1.

MISSED FIELD GOALS

Miami - None.
Houston - None.

The Miami Herald

Dustin Keller injured in Miami Dolphins' preseason loss to Houston Texans

August 17, 2013 | By Adam Beasley, Staff writer

HOUSTON -- The only memory most will have of the Dolphins' third exhibition game was Dustin Keller's gruesome knee injury.

But before Keller was carted off the Reliant Stadium field Saturday night, two other key free agent pickups — Mike Wallace and Brent Grimes — showed glimpses of why the Dolphins opened up their wallets in the offseason.

Wallace had three catches for 58 yards — including a 9-yard touchdown grab — and Grimes made a diving interception to snuff out the Texans' first drive.

The Texans ultimately beat Miami 24-17 in a game largely decided by backups.

For Grimes, the play was a payoff worthy of the work he has put in during training camp. Grimes, who has less than a year removed from a torn Achilles tendon, has been far and away the team's best corner in practice.

Said Grimes of the interception, "I just read the route and broke. ... It's always a positive when you can get interceptions, turnovers."

Wallace's emergence, however, was even more notable. He had missed the first preseason game with a groin injury and didn't have a catch in his Dolphins debut a week ago.

Earlier in the week, he and Ryan Tannehill were forced to answer questions why. They silenced those doubts with one beautiful throw.

On the Dolphins' third series, Wallace got behind Johnathan Joseph on a deep sideline route and pulled in a rainbow pass from Tannehill. The completion was good for 33 yards.

Three plays later, they hooked up again — this time for a touchdown. Wallace shook free of coverage and reeled in a laser throw from Tannehill.

Yet when asked by CBS-4 at halftime about Wallace's production, Dolphins coach Joe Philbin praised an underappreciated part of their \$60 million man's game.

"He had on the touchdown run down here in the end zone, he had an outstanding block, which is something that a receiver has to do as well," Philbin said.

By touchdown run, Philbin was referring to a 4-yard dash by Lamar Miller. But that score was far less celebrated; it came on the drive Keller got hurt.

Early in Miami's fifth possession, Keller went down after taking D.J. Swearingin's helmet to his right knee.

The severity of the injury was not immediately known, but ESPN reported midway through the second half that Keller was set to undergo an MRI late Saturday night.

"You all saw Dustin get carted off the field," Philbin said. "You hate to see any player in that situation. We're all wishing Dustin well, and we're hoping his return is sooner rather than later."

If lost for the season, it would be a tough blow for Tannehill, who had his best game of the preseason. Tannehill completed 10 of 15 passes for 141 yards and the touchdown, good for a quarterback rating of 119. He had targeted Keller twice, completing one pass for 14 yards.

Meanwhile, Daniel Thomas continued his preseason ascent, rushing for 25 yards on four carries. He appears to be gaining on Miller for the starting running back job. Miller had just 10 yards on five carries.

"He is running the ball hard," Philbin said of Thomas.

The first-string offense certainly finished better than it started. Josh Samuda surrendered a sack to Antonio Smith on the second play from scrimmage, leading to a three-and-out. Back-to-back penalties doomed the next possession before it even started.

As for the defense? It had no trouble getting revved up. After Grimes' pick — he leapt in front of DeAndre Hopkins for the interception — the Dolphins forced a punt on Houston's second possession.

Cameron Wake got into the act with a drive-ending sack. And the starting defense's night was done before the first quarter ended.

But the first-string offense, which had just one score on its first nine drives of the preseason, needed a wake-up call.

Wallace sounded the alarm.

PRESEASON GAME NO. 4

BUCCANEERS 17, DOLPHINS 16
August 24, 2013

Sun Life Stadium
Miami Gardens, FL

Almost all of the Dolphins' starters were pulled after halftime of the 17-16 loss against the Tampa Bay Buccaneers, but there was a lot of good work accomplished while they were in there. Tampa Bay's game-winning touchdown — a 12-yard pass from rookie quarterback Mike Glennon to David Douglas with 1:03 left — was set up by a 55-yard return by safety Sean Baker after he recovered a Jonas Gray fumble late in the fourth quarter. It was the third turnover by the Dolphins, but overall Miami had a positive night on offense and defense. The Dolphins dominated Tampa Bay when both first teams were in the game, and only a couple of special teams miscues and problems in the red zone kept Miami from having a bigger lead than 13-10. The numbers illustrate how the Dolphins controlled play in the first two quarters, with Miami recording advantages of 15-6 in first downs, 180-63 in total yardage and 18:04-11:56 in time of possession. Quarterback Ryan Tannehill had a strong outing, completing 17 of 27 passes for 150 yards with one touchdown and no interceptions. He had great success connecting with his wide receivers, with Brandon Gibson, Brian Hartline and Mike Wallace combining for 12 receptions. Gibson gave the Dolphins their 13-10 lead when he scored on a 4-yard touchdown pass with 10 seconds left in the first half. The catch gave Gibson five catches in the first half.

Earlier in the first half, Gibson had failed to hang on to a pass in the end zone on third down, forcing the Dolphins to settle for a field goal. That came after the Dolphins had a first-and-goal from the Tampa Bay 7-yard line. On the first drive of the game, the Dolphins put together an impressive 17-play drive but had to settle for a field goal after having a first-and-goal from the 5-yard line. The first-team defense, meanwhile, held Tampa Bay running backs Brian Leonard and Mike James to 18 yards rushing on 12 attempts and sacked quarterback Josh Freeman three times. Odrick and Olivier Vernon recorded the first two sacks, while the third was a fluky play that set up Miami's first touchdown of the game. Freeman simply lost control of the ball in the pocket and Derrick Shelby recovered the fumble at the Tampa Bay 48 with 1:29 left in the first half. Safety Kelcie McCray and linebackers Jonathan Freeny and Josh Kaddu added sacks for the Dolphins in the second half. Rookie cornerbacks Jamar Taylor and Will Davis, meanwhile, had nice pass breakups. Rookie kicker Caleb Sturgis finished the night 3-for-3 on field goal attempts after adding a 28-yarder in the fourth quarter. The second half was quiet on both sides from an offensive standpoint, but the Dolphins had a nice conversion of a third-and-12 in the fourth quarter when Mike Gillislee gained 21 yards on a screen pass.

		<u>1</u>	<u>2</u>	<u>3</u>	<u>4</u>	<u>OT</u>		<u>FINAL</u>
TAMPA BAY	--	7	3	0	7	-	--	17
MIAMI	--	3	10	0	3	-	--	16

TEAM	SCORE	DRIVE (Plays/Yards/Time)	OTR	CLOCK		SCORE	
				TIME	Visitor	Home	
MIA	Sturgis 22 field goal	17-76/8:25	1	6:35	0	3	
TB	Leonard 1 run (Lindell kick)	3-23/1:33	1	1:06	7	3	
TB	Lindell 38 field goal	6-21/2:48	2	10:56	10	3	
MIA	Sturgis 23 field goal	10-37/4:28	2	2:18	10	6	
MIA	Gibson 4 pass from Tannehill (Sturgis kick)	7-48/1:19	2	0:10	10	13	
MIA	Sturgis 28 field goal	10-48/3:07	4	13:14	10	16	
TB	Douglas 12 pass from Glennon (Dimke kick)	5-25/1:39	4	1:03	17	16	

ATTENDANCE: 52,789

	TEAM STATISTICS	
	<u>BUCCANEERS</u>	<u>MIAMI</u>
First Downs/Total-Rush-Pass-Penalty	14/5-7-2	25/4-18-3
Third Down Efficiency	3-13/23	6-17/35
Total Yards-Plays-Average	160-57-2.8	312-82-3.8
Rushes-Yards-Average	90-26-.3.5	71-30-2.4
Net Yards Passing-Sacked-Yards Lost	70-6-3	241-4-23
Passes Attempted-Completed-Intercepted	25-9-0	48-29-1
Punts/Number-Average	8-44.6	5-52.8
Penalties/Number-Yards	7-51	5-37
Fumbles/Number-Lost	2-1	4-3
Time of Possession	24:30	35:30

INDIVIDUAL STATISTICS

RUSHING

Tampa Bay — Leonard 10-38 1TD; Hillis 7-28; James 7-17; Freeman 1-8; Glennon 1-(-1).
 Miami — L. Miller 8-35; Gray 8-12; Devlin 1-10; Thomas 7-3.

PASSING

Tampa Bay — Freeman 16-6, 59 yards, Glennon 9-3 44 yards 1TD.
 Miami — Tannehill 27-17, 150 yards 1TD, Devlin 21-12, 114 yards 1INT.

RECEIVING

Tampa Bay — Williams 2-33; Ogletree 2-13; Noble 1-19; Jackson 1-13; Wright 1-13; Douglas 1-12 1TD; Leonard 1-0.
 Miami — Gibson 5-43 1TD; Hartline 4-40; Gillelee 3-33; Wallace 3-31; Tyms 3-27; Rodriguez 2-16; Thomas 2-12; Sims 1-18; McNutt 1-17; K. Miller 1-11; Clay 1-5; Fuller 1-4; L. Miller 1-2.

INTERCEPTIONS

Tampa Bay — None.
 Miami — None.

OPPONENTS FUMBLE RECOVERIES

Tampa Bay — Baker 1.
 Miami — Shelby 1.

SACKS

Tampa Bay — Scott 3; Means 1.
 Miami — Freeny 1; Kaddu 1; McCray 1; Odrick 1; Vernon 1; Team 1.

MISSED FIELD GOALS

Tampa Bay — None.
 Miami — None.

The Palm Beach Post

Miami Dolphins turn in uneven performance in 17-16 preseason loss to Tampa Bay

August 24, 2013 | By Andrew Abramson, Staff writer

If Saturday night's dress rehearsal was any indication, the Dolphins head into the regular season far from a finished product.

Miami's starting defense, expected to be the team's strength this season, gave up just 26 rushing yards and 51 passing yards in the Dolphins' 17-16 loss to Tampa Bay. The Dolphins were winning 13-10 at halftime when the starters were pulled.

But Miami's offense had its ups and downs. Quarterback Ryan Tannehill went 17-for-27 for 150 yards and a touchdown but was clearly missing tight end Dustin Keller, who was lost for the season after tearing three knee ligaments against Houston in the previous exhibition game. Charles Clay, starting in Keller's place, was targeted six times but had just one reception for 5 yards.

Brandon Gibson, Miami's slot receiver, had five receptions for 43 yards and a touchdown but dropped another potential TD pass in the end zone. Gibson was already expected to be a key part of Miami's offense, but without Keller he will be Tannehill's main target in the middle. Tannehill finished with a 90.0 quarterback rating.

If Tannehill or Miami's passing game struggle at all this season, the team will have to turn to a questionable running game, although a clear-cut starter might have emerged Saturday. Running back Lamar Miller probably clinched the starting job with eight carries for 35 yards and 4.4 yards per carry. But it wasn't a great performance for Miller, who picked up 20 of his 35 yards on his first carry.

Miller twice was stuffed in the red zone on Miami's opening drive. The Dolphins were forced to kick a field goal, wasting a 17-play drive that also included a fourth-down conversion from Tampa Bay's 12-yard line on a 7-yard Brian Hartline reception.

"We have to be able — when we get a first and goal inside the 10-yard line — to punch it in and get a touchdown," coach Joe Philbin said.

Daniel Thomas, competing with Miller at running back, averaged 0.4 yards per carry with seven rushes for 3 yards. Thomas had two receptions for 12 yards.

The Dolphins dominated time of possession in the first half but had a couple of special-teams breakdowns that kept the game close.

After Caleb Sturgis hit a 22-yard field goal on the opening drive, the Dolphins forced Tampa Bay to punt on its first drive. But Miami muffed the punt after cornerback Nolan Carroll was engaged with a Bucs defender and hit his own teammate, Dolphins punt returner Marcus Thigpen.

Thigpen then fumbled on another punt return early in the second quarter.

Very frustrating," Philbin said. "We had a good week of preparation, special teams included. It's disappointing that we would give the ball away twice."

The Dolphins trailed 10-3 midway through the second quarter when Gibson couldn't hold on to a 5-yard pass from Tannehill in the end zone and the Dolphins had to kick another field goal. Sturgis made a 23-yarder, and Miami cut the lead to 10-6.

Miami finally scored a touchdown at the end of the second quarter when, after the Dolphins' Derrick Shelby recovered a fumble in Bucs territory, Tannehill hit Gibson in the middle for a 4-yard TD. Miami's starters exited the game with the team leading 13-10.

Gibson led the team in receptions and Hartline was next with four catches for 40 yards. Mike Wallace had three receptions for 31 yards.

The Dolphins took out most of their offensive starters at halftime and let third-string quarterback Pat Devlin, and not backup Matt Moore, play the second half.

The Dolphins are deciding whether to keep just two quarterbacks on their roster. Devlin went 12-of-21 for 114 yards with one interception.

Miami has 84 players on its roster and has to trim it to 75 by 4 p.m. Tuesday. The Dolphins then have to cut the roster to 53 by 6 p.m. Sept. 1.

Miami will play its final preseason game Thursday night against New Orleans at Sun Life Stadium, though the starters will likely sit or play limited time.

PRESEASON GAME NO. 5

DOLPHINS 24, SAINTS 21
August 29, 2013

Sun Life Stadium
Miami Gardens, FL

Quarterback Pat Devlin thought his night of work was over when he was replaced midway through the fourth quarter. Instead, he was called back into action and led the Dolphins to a come-from-behind victory over the New Orleans Saints in the preseason finale Thursday night. Devlin, who was on the sideline for only one play to watch Aaron Corp get injured on a sack, threw a 56-yard touchdown pass to Marvin McNutt and then added a two-point conversion on a run to give the Dolphins a 24-21 victory at Sun Life Stadium. The Dolphins secured the victory with a defensive stand after New Orleans drove inside the Miami 10-yard line in the final minute. Cornerback De'Andre Presley sealed the victory with an interception at the 6-yard line. It was a doubly satisfying interception for Presley after a mental mistake he made earlier in the fourth quarter. With the Dolphins leading 16-7, Presley was right on top of a loose ball in the Miami end zone after a fumble by Saints running back Khiry Robinson but tried to grab the ball and start running instead of simply falling on it. After he failed to handle the ball cleanly, offensive lineman Tom Lelito recovered the fumble for a New Orleans touchdown. Presley wasn't about to let the interception slip through his fingers. Devlin got the start with both quarterback Ryan Tannehill and Matt Moore given the night off, along with almost every

Dolphins player listed first on the depth chart. The only two exceptions were guard John Jerry and fullback Evan Rodriguez. Devlin ended the game with 22 completions in 38 attempts for 259 yards with two touchdowns and two interceptions, while McNutt finished with 99 yards receiving on four receptions. Rookie tight end Dion Sims was the offensive star for the Dolphins in the first half, catching four passes for 36 yards and a touchdown. Caleb Sturgis added three field goals, completing the preseason at 9-for-9 on field goal attempts, to stake the Dolphins to a 16-7 lead before New Orleans scored twice in a span of 2:54 early in the fourth quarter to take a 21-16 lead. The Dolphins defense stripped him of the ball on a running play, and Tristan Okpalauugo's fumble recovery set up Sturgis' first field goal. Linebacker Jason Trusnik and safety Keelan Johnson also had fumble recoveries for the Dolphins. Devlin throwing an interception at the goal line on the other. New Orleans got inside the Miami 40-yard line twice in the third quarter, but one drive ended in a missed 55-yard field goal attempt and an incompleton on a fourth-and-3. The Saints began their fourth-quarter comeback with the Lelito touchdown. A 53-yard completion set up New Orleans' next touchdown, a 2-yard pass from Griffin to fullback Austin Johnson.

		<u>1</u>	<u>2</u>	<u>3</u>	<u>4</u>	<u>OT</u>		<u>FINAL</u>
NEW ORLEANS	--	7	0	0	14	-	--	21
MIAMI	--	10	3	3	8	-	--	24

TEAM	SCORE	DRIVE (Plays/Yards/Time)	QTR	CLOCK	TIME	Visitor	Home
NO	Ingram 8 run (Hartley kick)			1	7:34	7	0
MIA	Sims 8 pass from Devlin (Sturgis kick)			1	2:26	7	7
MIA	Sturgis 33 field goal			1	0:59	7	10
MIA	Sturgis 40 field goal			2	0:37	7	13
MIA	Sturgis 43 field goal			3	2:57	7	16
NO	Lelito fumble recovery in end zone			4	13:58	14	16
NO	Johnson 2 pass from Griffith (Hartley kick)			4	11:04	21	16
MIA	McNutt 56 pass from Devlin (Devlin run)			4	3:02	21	24

ATTENDANCE: 43,019

TEAM STATISTICS		
	<u>SAINTS</u>	<u>MIAMI</u>
First Downs/Total-Rush-Pass-Penalty	24/12-10-2	18/1-15-2
Third Down Efficiency	10-18/56	3-13/23
Total Yards-Plays-Average	417-77-5.4	289-66-4.4
Rushes-Yards-Average	182-38-4.8	55-24-2.3
Net Yards Passing-Sacked-Yards Lost	235-1-7	234-4-25
Passes Attempted-Completed-Intercepted	38-19-1	38-22-2
Punts/Number-Average	4-50.0	5-50.6
Penalties/Number-Yards	11-80	7-94
Fumbles/Number-Lost	4-3	0-0
Time of Possession	32:59	27:01

INDIVIDUAL STATISTICS

RUSHING

New Orleans – Robinson 22-115; Ingram 9-49; Griffin 3-10; Thomas 2-4; Collins 1-4; Johnson 1-0.
 Miami – Gillislee 14-47; Gray 7-8; Devlin 2-0; Rodriguez 1-0.

PASSING

New Orleans – Griffin 31-15, 198 yards, McCown 7-4 44 yards.
 Miami – Devlin 38-22, 259 yards 2TDs, 2INTs.

RECEIVING

New Orleans – Robinson 6-50; Toon 3-31; Parker 2-41; Stills 2-30; Hakim 1-53; Colston 1-18; Milton 1-10; Watson 1-5; Thomas 1-2; Johnson 1-2 1TD.
 Miami – McNutt 4-99 1TD; Sims 4-36 1TD; Tysm 4-30; Matthews 3-37; Bumphis 2-27; Gillislee 2-13; Davis 1-7; Egnew 1-5; K. Miller 1-15.

INTERCEPTIONS

New Orleans – Lindsey 1; Nelson 1.
 Miami – Presley 1.

OPPONENTS FUMBLE RECOVERIES

New Orleans – None.
 Miami – Johnson 1, Okpalauugo 1, Trusnik 1.

SACKS

New Orleans – Richardson 2; Jenkins 1; Walker 1.
 Miami – Martin .5; Shelby .5.

MISSED FIELD GOALS

New Orleans – Hartley 1.
 Miami – None.

The Miami Herald

Pat Devlin impresses as Miami Dolphins defeat Saints in preseason finale

August 29, 2013 | By Adam Beasley, Staff writer

A meaningless preseason finale? Certainly not for Pat Devlin.

He might have saved his job with one heroic heave.

Devlin connected with Marvin McNutt on a 56-yard touchdown late in the fourth quarter, rallying the Dolphins past New Orleans 24-21 on Thursday night.

McNutt, also vying for a roster spot, simply ran past the secondary on fourth-and-4, caught the sideline pass in stride and into the end zone.

Then, on the ensuing two-point conversion, Devlin had no one open, so he tucked the ball and dove into the end zone. The conversion put Miami up three — but there would be no overtime. De'Andre Presley sealed the game with an interception with less than one minute remaining.

Just how high were the stakes for Devlin, the third-year quarterback out of Delaware? Coach Joe Philbin said there had to be some “compelling reason” to keep a third quarterback on the roster. Devlin might have done that with one throw.

“We’re going to have some tough decisions,” Philbin said. “Pat has an excellent mastery of the system. He’s got very good poise. He stepped up and made a play when we had to have one.”

The Dolphins gave Ryan Tannehill and Matt Moore the night off, so Devlin played well into the second half. His night appeared done when he was pulled in favor of Aaron Corp, but Corp sustained an arm injury, thrusting Devlin back into action.

Devlin finished 22 of 38 for 259 yards, two touchdowns and two interceptions. Four of those completions went to McNutt, who had 99 yards and the score.

“I didn’t want to push,” Devlin said. “I didn’t want to try to throw the ball downfield every play. You just need to play your game.”

Early on, Devlin connected with Dion Sims on an 8-yard touchdown pass — a bright spot for a team in need of tight end production.

Sims lined up in the backfield, slipped out into the right flat, caught the pass and rumbled into the end zone. The rookie fourth-round pick finished with four catches for 36 yards.

Devlin, McNutt and Sims weren’t the only offensive players who helped themselves Thursday.

Others included:

- Rishard Matthews: Probably locked down a spot on the roster as the team’s fourth receiver. He might have been the best player

on the field in the first half, regularly beating New Orleans defenders. Matthews finished with three catches for 37 yards.

- Brian Tynms: He had four receptions for 30 yards and also drew a defensive pass interference on the Dolphins’ first-half touchdown drive. He got the chance to start since Brian Hartline, Mike Wallace and Brandon Gibson were all kept out of harm’s way.

- Mike Gillislee: His draft pedigree probably ensured his roster spot, but Gillislee ran hard nonetheless. He had 47 yards on 14 carries. But more importantly, Jonas Gray barely saw the field. All indications are Gillislee will serve as the Dolphins’ third running back.

Kudos are owed to Caleb Sturgis, too — even though he won the kicking job a few weeks ago. He was a perfect 3 for 3 on field goals, hitting from 33, 40 and 43 yards.

Things didn’t start well for the Dolphins offense — the group somehow turned a game-opening first-and-5 into a three-and-out — and didn’t get much better.

On the possession after the touchdown drive, Miami returned to the red zone, but Devlin overthrew Michael Egnew twice — including once when he had his tight end open for a touchdown.

Then after New Orleans turnover, the Dolphins started first-and-goal at the 8. Somehow, the drive resulted in nothing.

Devlin misfired on a third-down fade to Matthews, then threw behind Sims on fourth-and-goal.

Devlin compounded the problem with a drive-killing interception inside the 10 in the second quarter. His other pick came off a deflection in the second half.

Despite blowing a nine-point, fourth-quarter lead, the Dolphins still had the ball with a chance to win. Devlin made it happen.

GAME NO. 1

DOLPHINS 23, BROWNS 10
September 9, 2012

FirstEnergy Field
Cleveland, Ohio

It was no secret that the defense for the Miami Dolphins was a strength coming into the 2013 season and that unit held up its end in a season-opening 23-10 win at the Cleveland Browns. Two-time Pro Bowl defensive end Cameron Wake picked up where he left off last season with 2.5 sacks of Browns quarterback Brandon Weeden, almost half of Miami's six sacks on the game. His fellow defensive teammates came up with three interceptions – two by cornerback Dimitri Patterson and one by cornerback Nolan Carroll. Those three turnovers all were forced in the first half when

Miami's offense got off to a slow start resulting in just two field goals. Quarterback Ryan Tannehill and his crew found their rhythm in the second half as the second-year starter finished the game completing 24-of-38 passes for 272 yards, one touchdown and one interception. Brian Hartline caught the 34-yard scoring pass and was his leading receiver with nine catches for 114 yards. Rookie kicker Caleb Sturgis had a nice debut going 3-for-3 on field goals with kicks of 37, 45 and 49 yards and booming his kickoffs into the end zone all afternoon.

		<u>1</u>	<u>2</u>	<u>3</u>	<u>4</u>	<u>OT</u>		<u>FINAL</u>
MIAMI	--	3	3	7	10	-	--	23
CLEVELAND	--	0	7	3	0	-	--	10

TEAM	SCORE	DRIVE (Plays/Yards/Time)	O/TR	CLOCK		SCORE	
				TIME	Visitor	Home	
MIA	Sturgis 45 field goal			1	1:29	3	0
MIA	Sturgis 49 field goal			2	13:37	6	0
CLE	Cameron 7 pass from Weeden			2	0:28	6	7
MIA	Hartline 34 pass from Tannehill			3	6:46	13	7
CLE	Cundiff 39 field goal			3	3:02	13	10
MIA	Thomas 1 run (Sturgis kick)			4	6:48	20	10
MIA	Sturgis 36 field goal			4	3:59	23	10

ATTENDANCE: 71,513

TEAM STATISTICS		
	<u>MIAMI</u>	<u>BROWNS</u>
First Downs/Total-Rush-Pass-Penalty	18/1-15-2	20/2-15-3
Third Down Efficiency	8-16/50	1-14/7
Total Yards-Plays-Average	275-65-4.2	291-72-4.0
Rushes-Yards-Average	20-23-0.9	47-13-3.6
Net Yards Passing-Sacked-Yards Lost	255-4-17	244-6-45
Passes Attempted-Completed-Intercepted	38-24-1	53-26-3
Punts/Number-Average	5-53.8	5-45.0
Penalties/Number-Yards	10-77	9-57
Fumbles/Number-Lost	0-0	2-0
Time of Possession	32:47	27:13

INDIVIDUAL STATISTICS

RUSHING

Miami – Thomas 8-14 1TD; Miller 10-3; Tannehill 5-3.
Cleveland – Richardson 13-47.

PASSING

Miami – Tannehill 38-24, 272 yards, 1TD, 1INT.
Cleveland – Weeden 53-26, 289 yards, 1TD, 3INTs.

RECEIVING

Miami – Hartline 9-114 1TD; Gibson 7-77; Clay 5-54; Wallace 1-15; Miller 1-7; Thomas 1-5.
Cleveland – Cameron 9-108 1TD; Bess 5-47; Little 4-26; Benjamin 3-44; Richardson 2-30; Gurley 1-15; Ogbonnaya 1-10, Barnidge 1-9.

INTERCEPTIONS

Miami – None.
Cleveland – None.

SACKS

Miami – Wake 2.5; Starks 1.5; Jordan 1; Shelby 1.
Cleveland – Bryant 2; Groves 1; Kruger 1.

MISSED FIELD GOALS

Miami – None.
Cleveland – None.



Dolphins win opener, 23-10, with strong finishing kick

September 8, 2013 | By Chris Perkins, Staff writer

CLEVELAND- Midway through the fourth quarter of the Dolphins' 23-10 season-opening victory over Cleveland defensive end Cam Wake ran right through Browns running back Chris Ogbonnaya's would-be block and sacked quarterback Brandon Weeden.

The play was symbolic of how the Dolphins (1-0) ran over the Browns (0-1) the entire fourth quarter, when it really mattered.

"In this league a lot of games are decided in the fourth quarter," coach Joe Philbin said. "It's something we've talked about. We've got to play well in the fourth quarter."

And that's just what the Dolphins did, outscoring the Browns 10-0 in the decisive fourth quarter. In the process they showed backbone and moxie, two traits that haven't surfaced consistently for years.

The Dolphins recorded six sacks, their most since October 2011 and had three interceptions.

There were plenty of heroes. Wake had 2.5 sacks and six quarterback hits. Cornerback Dimitri Patterson had two of the Dolphins' three interceptions (cornerback Nolan Carroll had the other). Takeaways were a huge part of the off-season focus.

"To come out here and get three early," cornerback Brent Grimes said, "that was huge."

Wide receiver Brian Hartline, who hails from nearby Canton, Ohio, finished with nine receptions for 114 yards, including a 34-yard touchdown. Fellow wide receiver Brandon Gibson had seven receptions for 77 yards.

But there were also a few players who weren't heroic. Running backs Lamar Miller (10 carries, three yards) and Daniel Thomas (eight carries, 14 yards) combined for 18 carries for 17 yards. As a team the Dolphins averaged a paltry 0.9 yards per carry.

"That's not a good way to live in the National Football League," Philbin said. "You've got to have balance. Obviously we did not have that today and we need to do a better job there's no question about it."

Wide receiver Mike Wallace, the \$60 million man, was upset after the game because he only had one reception for 15 yards.

"It's frustrating for him, and us offensively, as well," quarterback Ryan Tannehill said.

The Dolphins, who trailed, 7-6, at halftime despite three first-half interceptions, entered the fourth quarter with a shaky 13-10 lead. But that's when they progressively got better.

The Dolphins started the fourth quarter with a strong defensive stand, beating back Cleveland's woeful offense with a ferocious pass rush and solid coverage on the Browns' receivers.

Defensive end Derrick Shelby got pressure on Browns quarterback Brandon Weeden (26-for-53, 289 yards, one touchdown, three interceptions), forcing a fumble that left tackle Joe Thomas recovered. It was a pattern throughout the fourth quarter.

The Dolphins had four sacks in the final quarter and held Weeden to 10-for-23 passing, which meant he completed a measly 43.5 percent of his passes down the stretch.

The good defense led to good offense.

Tannehill (24-for-38, 272 yards, one touchdown, one interception) was 6-for-7 passing for 78 yards in the fourth quarter. Shortly after Shelby's big play Tannehill led his sometimes-wobbly offense to a touchdown on a 10-play, 85-yard drive that culminated in running back Daniel Thomas going over the top for a one-yard touchdown run for a 20-10 lead.

After the Dolphins forced Cleveland to turn the ball over on downs at the their own 25 yard line the Dolphins tacked on a 36-yard field goal by rookie kicker Caleb Sturgis (3-for-3 on field goals) to take their lead up to 23-10.

Considering the Dolphins are at Indianapolis next week and then play Atlanta, at New Orleans and Baltimore, this was a crucial victory. There were some definite concerns but overall things went fairly well. The Dolphins won their season opener on the road, and they did it by playing a strong fourth quarter.

"No matter if looked ugly or it looked good it's a win and that's how you want to start out the season," center Mike Pouncey said, "especially with our first five games being so tough."

GAME NO. 2

DOLPHINS 24, COLTS 20
September 15, 2012

Lucas Oil Stadium
Indianapolis, IN

First it was the offense for the Miami Dolphins picking up where it left off last week in Cleveland and jumping on top of the host Indianapolis Colts early. Then the defense took over in the second half and preserved an impressive 24-20 victory on the road. The last time Miami opened the season with back-to-back road wins was in 2010 at the Buffalo Bills and Minnesota Vikings and it's the just the second time in 10 years the team has started a season 2-0. It was a breakout game for high-priced free agent wide receiver Mike Wallace and third-year tight end Charles Clay, while second-year quarterback Ryan Tannehill evened his career record at 1-1 against Colts quarterback Andrew Luck. Tannehill completed 23-of-34 passes for 319 yards, one touchdown and no interceptions, finding Wallace nine

times for 115 yards and an 18-yard score on the first drive of the game. He also found Clay five times for 109 yards and Clay also scored a rushing touchdown. Defensively, the Dolphins were getting taken advantage of by Luck in the first half to the tune of 248 passing yards but shut him down over the final 30 minutes and sacked him twice. Another free agent, cornerback Brent Grimes, came up with the biggest play of the game late in the fourth quarter when he intercepted Luck's pass in the end zone intended for veteran wide receiver Reggie Wayne for a touchback. Former Colts linebacker Philip Wheeler and Randy Starks sacked Luck on 4th-and-10 with a little over a minute left in the game and Indianapolis out of timeouts.

		<u>1</u>	<u>2</u>	<u>3</u>	<u>4</u>	<u>OT</u>		<u>FINAL</u>
MIAMI	--	14	3	7	0	-	--	24
INDIANAPOLIS	--	3	14	3	0	-	--	20

TEAM	SCORE	DRIVE (Plays/Yards/Time)	QTR	CLOCK		SCORE	
				TIME	Visitor	Home	
MIA	Wallace 18 pass from Tannehill (Sturgis kick)		1	6:58	2:19	7	0
IND	Vinatieri 30 field goal		1	4:07		7	3
MIA	Miller 10 run (Sturgis kick)		1	2:54		14	3
IND	Fleener 3 pass from Luck (Vinatieri kick)		2	13:01		14	10
IND	Bradshaw 1 run (Vinatieri kick)		2	1:16		14	17
MIA	Sturgis 54 field goal		2	0:00		17	17
IND	Vinatieri 38 field goal		3	11:35		17	20
MIA	Clay 1 run (Sturgis kick)		3	4:40		24	20

ATTENDANCE: 65,406

TEAM STATISTICS		
	<u>MIAMI</u>	<u>COLTS</u>
First Downs/Total-Rush-Pass-Penalty	21/7-14-0	23/9-14-0
Third Down Efficiency	6-14/43	7-15/47
Total Yards-Plays-Average	398-66-6.0	448-72-6.2
Rushes-Yards-Average	101-27-3.7	133-26-5.1
Net Yards Passing-Sacked-Yards Lost	297-5-22	315-3-6
Passes Attempted-Completed-Intercepted	34-23-0	43-25-1
Punts/Number-Average	5-41.6	4-51.5
Penalties/Number-Yards	0-0	3-13
Fumbles/Number-Lost	3-1	1-0
Time of Possession	29:26	30:34

INDIVIDUAL STATISTICS

RUSHING

Miami – Miller 14-69 1TD; Thomas 8-30; Tannehill 4-1; Clay 1-1 1TD.
Indianapolis – Bradshaw 15-65 1TD; Luck 4-38; Brown 7-30.

PASSING

Miami – Tannehill 34-23, 319 yards, 1TD.
Indianapolis – Luck 43-25, 321 yards, 1TD, 1INT.

RECEIVING

Miami – Wallace 9-115 1TD; Clay 5-109; Hartline 5-68; Miller 2-6; Gibson 1-11; Thomas 1-10.
Indianapolis – Hilton 6-124; Wayne 5-46; Fleener 4-69 1TD; Bradshaw 3-19; Whalen 2-28; Havili 2-12; Heyward-Bey 2-10, Jones 1-13.

INTERCEPTIONS

Miami – Grimes 1.
Indianapolis – None.

SACKS

Miami – Shelby 1; Jones .5; Starks .5; Vernon .5; Wheeler .5.
Indianapolis – Freeman 2; Mathis 2; Angerer .5; Werner .5.

MISSED FIELD GOALS

Miami – None.
Indianapolis – Vinatieri 52LU.

The Miami Herald

Miami Dolphins hold off Andrew Luck, Indianapolis Colts

September 15, 2013 | By Adam Beasley, Staff writer

INDIANAPOLIS -- No Andrew Luck magic this time. Instead, the Dolphins' defense changed fortunes — of both the game, and just maybe, a franchise.

Miami made a four-point lead hold up for the game's final 19 minutes, getting stop after critical stop to escape town with a 24-20 victory against the Colts on Sunday.

After watching Luck pull Houdini acts all afternoon, Philip Wheeler and Randy Starks finally sacked the Colts' gifted quarterback at the most important time.

Their stop on fourth-and-10 deep in Dolphins territory preserved the win over a 2012 playoff team and handed Luck just his second home loss in 10 career games.

The Dolphins' reward for winning: their first 2-0 start since 2010, putting them atop the AFC East with all eight home games still to come.

Inside a joyous postgame locker room, the win's significance wasn't lost on the Dolphins, from the top down. Even the normally stoic Joe Philbin was emotionally charged when he addressed the team.

"We were really fired up to get a win on the road against a team that doesn't lose [at home] typically," said Wheeler, who made his first impact play for the Dolphins since signing in March.

Added Starks: "We knew we needed a big play. We know [Luck] gets a lot of credit for bringing his team back in the fourth quarter."

For a while, the game looked destined to play to script. The Dolphins jumped to an early 14-3 lead, but as in last year's loss to Indianapolis, they let it slip away. The Colts led 20-17 early in the third quarter, and Luck, who entered Sunday with eight career fourth-quarter comeback victories, was rolling.

That's when the Dolphins made four plays that won the game.

They were, in order:

- 5:05 left in the third quarter; Dolphins ball; second-and-10 at Indy's 35. Mike Wallace, who roasted the Colts for nine catches and 115 yards, got behind Greg Toler on a double move and pulled in a deep sideline catch, which he took to the 1. One play later, Charles Clay scored on his first career carry, putting the Dolphins ahead for good.

- 8:29 left in regulation; Colts ball; first-and-10 at Miami's 34. Luck tested Brent Grimes with a throw to the end zone. But Grimes got inside position on Reggie Wayne and pulled in the

interception — his first since tearing his Achilles tendon last September.

- 7:04 left in regulation; Dolphins ball; third-and-8 at their 22. The last thing the Dolphins wanted to do was give the ball right back to Luck, so Ryan Tannehill found Brandon Gibson on an 11-yard pass across the middle. It was Gibson's lone catch of the day, but allowed Miami to drain another three minutes off the clock.

- 1:35 left in regulation; Colts ball; fourth-and-10 at Miami's 23. This is when Wheeler and Starks sealed it. While Wheeler, who blitzed from the second level, was credited with the sack, Starks was there to clean it up had Luck wiggled free again.

"They might have been a little bit confused," Wheeler said. "I think I missed a sack earlier in the game. I never played against [Luck] before. He's bigger than I thought. I just wanted to get him on the ground the last play of the game. I had a little help, maybe."

The white-knuckle finish was fitting for a game as close as the score suggested. The Colts had the edge in total yards (448 to 398). Indianapolis converted just one more third down than Miami.

And each team turned the ball over only once.

A key difference: Tannehill was more efficient than Luck, who went seven picks earlier in the 2012 draft.

Tannehill completed 23 of 34 passes for 319 yards with a touchdown — an 18-yard bubble screen pass to Wallace on the game's opening drive. Tannehill also found Clay five times for 109 yards.

Luck, meanwhile, was 25 of 43 for 321 yards. He connected with T.Y. Hilton (Miami Springs, FIU) six times for 124 yards, but also threw the costly interception.

Lost in the fireworks shuffle: the Dolphins running game was much improved over last week. Lamar Miller went for 69 yards on 14 carries, including a 10-yard touchdown jaunt in the first quarter.

And Caleb Sturgis pounded through a 54-yard field goal on the last play of the first half, tying the score at 17. The Dolphins would surrender just three more points the rest of the way.

"It is very satisfying anytime you can win on the road and to have a complete game," said Tannehill, who has completed 65.3 percent of his passes on this young season. "[A] tough situation, the defense is backed up, everyone needed to make a play. It's really satisfying."

GAME NO. 3

DOLPHINS 27, FALCONS 23
September 22, 2012

Sun Life Stadium
Miami Gardens, FL

The Miami Dolphins pulled out a dramatic 27-23 comeback win over the Atlanta Falcons. Second-year quarterback Ryan Tannehill capped off a flawless 75-yard scoring drive in with a 1-yard touchdown pass to rookie tight end Dion Sims with 38 seconds left in the game. In addition to Sims, tight ends Charles Clay and Michael Egnew also came up with big receptions on that final drive. Sims fought off Falcons linebacker Stephen Nicholas and made a nifty one-handed grab of Tannehill's pass for the game-winning score. Third-year safety Jimmy Wilson sealed the victory with a leaping interception of Falcons quarterback Matt Ryan with 26 seconds left in the game and ran out of bounds at the Atlanta 41. Tannehill completed 24-of-35 for 236 yards, two touchdowns and one interception to win his head-to-head duel with Ryan. He connected earlier in the third quarter with wide receiver Brian Hartline on an 18-yard score and rookie kicker Caleb Sturgis drilled field goals of 46 and 50 yards to remain perfect on the season at 5-for-5. The Falcons led 10-0 early in the second quarter before the Dolphins even touched the ball a second time, yet Tannehill and company never panicked. Running back Lamar Miller's 49-yard burst up the middle keyed a six-play, 80-yard scoring drive that culminated with

fellow running back Daniel Thomas' 5-yard touchdown run, and then Tannehill executed the two-minute drill at the end of the half well enough to set Sturgis up for his 46-yard field goal as time expired. Miami trailed only 13-10 at intermission. Unfortunately, Tannehill's opening drive ended in a sack and a lost fumble that was recovered at his own 12 by Falcons defensive tackle Peria Jerry.. Atlanta converted on the turnover when Ryan found tight end Levine Toilolo from 2 yards out to extend his team's lead back to 10 points. After Sturgis made it a one-score game again with his 50-yard field goal early in the third quarter the Miami defense forced Atlanta to punt for the first time and Matt Boshier shanked it badly out of bounds at the Dolphins' 40. A tipped pass off the hands of Clay resulted in an interception by Falcons safety William Moore but their offense stalled again with a three-and-out, and then their defense responded by forcing a Brandon Fields 53-yard punt. Dolphins rookie cornerback Don Jones forced a fumble by Harry Douglas that was recovered by John Denney and three plays later Tannehill found Hartline alone in the end zone. It was up to the Dolphins' defense for the rest of the second half to contain Atlanta and keep the score close enough so that the offense could have a chance to pull out the win.

		<u>1</u>	<u>2</u>	<u>3</u>	<u>4</u>	<u>OT</u>		<u>FINAL</u>
ATLANTA	--	7	6	7	3	-	--	23
MIAMI	--	0	10	10	7	-	--	27

TEAM	SCORE	DRIVE (Plays/Yards/Time)	QTR	CLOCK	TIME	Visitor	Home
ATL	Snelling 7 pass from Ryan (Bryant kick)			1	6:12	7	0
ATL	Bryant 52 field goal			2	13:02	10	0
MIA	Thomas 5 run (Sturgis kick)			2	10:06	10	7
ATL	Bryant 20 field goal			2	2:04	13	7
MIA	Sturgis 46 field goal			2	0:00	13	10
ATL	Toilolo 2 pass from Ryan (Bryant kick)			3	12:40	20	10
MIA	Sturgis 50 field goal			3	9:12	20	13
MIA	Hartline 18 pass from Tannehill (Sturgis kick)			3	0:56	20	20
ATL	Bryant 33 field goal			4	11:39	23	20
MIA	Sims 1 pass from Tannehill			4	0:38	23	27

ATTENDANCE: 70,660

TEAM STATISTICS		
	<u>FALCONS</u>	<u>MIAMI</u>
First Downs/Total-Rush-Pass-Penalty	24/9-14-1	16/3-13-0
Third Down Efficiency	5-11/45	7-12/58
Total Yards-Plays-Average	377-68-5.5	285-55-5.2
Rushes-Yards-Average	146-30-4.9	90-15-6.0
Net Yards Passing-Sacked-Yards Lost	231-0-0	195-5-41
Passes Attempted-Completed-Intercepted	38-23-1	35-24-1
Punts/Number-Average	2-33.0	3-53.0
Penalties/Number-Yards	7-59	2-13
Fumbles/Number-Lost	1-1	2-1
Time of Possession	37:09	22:51

INDIVIDUAL STATISTICS

RUSHING

Atlanta – **Rodgers** 18-86; **Snelling** 11-53; **Jones** 1-7.
 Miami – **Miller** 8-62; **Thomas** 5-21; **Tannehill** 2-7.

PASSING

Atlanta– **Ryan** 38-23, 231 yards, 2TDs, 1INT.
 Miami – **Tannehill** 35-24, 236 yards, 2TDs, 1INT.

RECEIVING

Atlanta – **Jones** 9-115; **Snelling** 4-58; **Gonzalez** 4-24; **White** 2-16; **Rodgers** 2-7; **Douglas** 1-9; **Toilolo** 1-2 1TD.
 Miami – **Gibson** 6-49; **Hartline** 4-56 1TD; **Matthews** 4-42; **Clay** 4-40; **Wallace** 2-22; **Thomas** 1-16; **Egnew** 1-8; **Miller** 1-2; **Sims** 1-1 1TD.

INTERCEPTIONS

Atlanta – **Moore** 1.
 Miami – **Wilson** 1.

SACKS

Atlanta – **Umenyiora** 2; **Dent** 1.5; **McClain** 1; **Bartu** .5.
 Miami – None.

MISSED FIELD GOALS

Atlanta – **Bryant** 35WR.
 Miami – None.



Dolphins defeat Falcons, 27-23, in dramatic fashion to stay undefeated

September 22, 2013 | By Chris Perkins, Staff writer

It was second and goal at the 1-yard with 43 seconds left in Sunday's amazing come-from-behind 27-23 victory over Atlanta at Sun Life Stadium.

Quarterback Ryan Tannehill, his team trailing, 23-20, lofted a soft pass with perfect touch to rookie tight end Dion Sims, and Sims caught the ball one-handed in the end zone for the game-winning touchdown.

This wasn't a game-tying field goal, mind you. This was a game-winning touchdown, the result of a dramatic, hard-fought 13-play, 75-yard drive. This was a statement.

"We have a special team," wide receiver Brian Hartline said.

This victory wouldn't have happened last year, or even two years ago.

The Dolphins played much of the second half without four defensive starters, the biggest loss being defensive end Cam Wake (knee), the team's best player. They lost linebacker Koa Misi in the third quarter and entered the game without defensive tackle Paul Soliai (knee) and cornerback Dimitri Patterson (groin).

And still the Dolphins won.

Indeed, this Dolphins team, off to a 3-0 start for the first time since 2002, is different. It has a killer instinct. It can operate the two-minute offense. It can make big plays on both sides of the ball. It has a big-time quarterback. It knows how to win.

"You know, it's unbelievable," right tackle Jonathan Martin said. "We didn't play great. Three turnovers, and we gave up those five sacks, but we did just enough to win, and that's what it comes down to in the NFL -- making plays when it matters."

Because of those play-making skills, the Dolphins are one of five 3-0 teams in the NFL (Chicago plays Sunday night, and Denver plays Monday night).

Next week's game at New Orleans (3-0) on Monday Night Football sets up to be perhaps the biggest game of the week, and maybe the biggest game in the NFL so far this season.

Tannehill (24-for-35 passing, 236 yards, two touchdowns, one interception) has been the guiding light. He's led three successful must-have drives in the last two weeks.

There was Sunday's game-winner against Atlanta. It used 4:08 on the game clock and didn't have a catch by his two most

established receivers -- Mike Wallace (two receptions, 22 yards) and Hartline (four receptions, 56 yards).

Instead, it featured one reception apiece by the tight ends trio that been eyed with suspicion-- Sims, Michael Egnew, and Charles Clay -- as well as two receptions by wide receiver Rishard Matthews, last year's seventh-round pick who entered the game with 11 career receptions and two key receptions by Brandon Gibson (six receptions, 49 yards).

There was Sunday's drive as time expired in the second quarter. It used a 46-yard field goal to cap eight-play, 60-yard drive that consumed 2:04 off the clock and kept the Dolphins close with a 13-10 halftime deficit.

"Those three points were huge," coach Joe Philbin said.

And then there was the field goal as time expired in the first half in last week's 24-20 victory at Indianapolis. Sunday's victory wasn't easy.

After falling behind, 10-0, in the second quarter the Dolphins cut their deficit to 13-10 at halftime, but fell behind, 20-10, in the third quarter when Falcons quarterback Matt Ryan hit tight end Levine Toilolo on a two-yard reception.

The Dolphins tied the game at 20 with 56 seconds left in the third quarter on an 18-yard touchdown pass from Tannehill to Hartline. The touchdown came four plays after rookie safety Don Jones caused a fumble on a punt return to Atlanta's Harry Douglas. Dolphins snapper John Denney recovered at the Falcons' 19-yard line.

It was another big play by a team that's making a habit of big plays. Soon, the rest of the NFL will take notice of what's happening in South Florida.

Said cornerback Brent Grimes: "We're doing some good things out here."

GAME NO. 4

SAINTS 38, DOLPHINS 17
September 30, 2013

Mercedes Benz Superdome
New Orleans, LA

Looking for their first 4-0 start since 1995, the Miami Dolphins ran into a New Orleans Saints offense hitting on all cylinders at home on a Monday night and came up on the wrong end of a 38-17 score. Second-year quarterback Ryan Tannehill had an up-and-down first half, leading the Dolphins on two scoring drives, including one of 81 yards that resulted in a touchdown to make it a four-point game. But his fumble on a scramble and interception late in the half led to two New Orleans touchdowns and gave Saints quarterback enough of a cushion to settle into his own rhythm. Both teams entered the game unbeaten, with two of Miami's three wins coming on the road, but once Brees got going he was hard to stop as he found eight different receivers on the night. By game's end he completed 30-of-39 passes for 413 yards, four touchdowns and no interceptions while improving to 9-0 in primetime games

at the Mercedes-Benz Superdome. Tight end Jimmy Graham (four catches, 100 yards, two touchdowns), running back Darren Sproles (seven catches, 114 yards and one touchdown) and wide receiver Marcus Colston (seven catches, 96 yards) were his biggest targets. Tannehill, who had looked solid in the first three games, especially in the fourth quarter, finished the night 22-of-35 for 249 yards, one touchdown and three interceptions. He also picked up 48 yards on the ground on four carries and second-year running back Lamar Miller led the way with 62 rushing yards on 11 carries. Wide receiver Brandon Gibson was the Dolphins' leading receiver with six catches for 71 yards and tight end Charles Clay also grabbed six passes for 42 yards. The Saints defense also got after Tannehill with its pass rush, sacking him four times.

		<u>1</u>	<u>2</u>	<u>3</u>	<u>4</u>	<u>OT</u>		<u>FINAL</u>
MIAMI	--	3	7	0	7	-	--	17
NEW ORLEANS	--	7	14	14	3	-	--	38

TEAM	SCORE	DRIVE (Plays/Yards/Time)	QTR	CLOCK		SCORE	
				TIME	Visitor	Home	
NO	Sproles 5 run (Hartley kick)	6/82/3:08	1	11:52	0	7	
MIA	Sturgis 34 field goal	9/67/4:36	1	7:16	3	7	
MIA	Graham 27 pass from Brees (Hartley kick)	7/62/3:47	2	8:01	3	14	
NO	Miller 5 run (Sturgis kick)	8/81/4:26	2	3:35	10	14	
NO	Sproles 13 pass from Brees (Hartley kick)	4/23/0:28	2	0:55	10	21	
NO	Watson 4 pass from Brees (Hartley kick)	8/59/4:23	3	9:44	10	28	
NO	Graham 43 pass from Brees (Hartley kick)	1/43/0:08	3	8:12	10	35	
MIA	Clay 3 pass from Tannehill (Sturgis kick)	9/67/4:05	4	13:48	17	35	
NO	Hartley 29 field goal	10/69/6:33	4	7:15	17	38	

ATTENDANCE: 73,118

TEAM STATISTICS		
	<u>MIAMI</u>	<u>SAINTS</u>
First Downs/Total-Rush-Pass-Penalty	19/5-13-1	23/4-18-1
Third Down Efficiency	3-9/33	6-13/46
Total Yards-Plays-Average	331-58-5.7	465-65-7.2
Rushes-Yards-Average	115-19-6.1	68-24-2.8
Net Yards Passing-Sacked-Yards Lost	216-4-33	397-2-16
Passes Attempted-Completed-Intercepted	35-22-3	39-30-0
Punts/Number-Average	4-52.0	3-47.3
Penalties/Number-Yards	5-25	6-45
Fumbles/Number-Lost	1-1	1-1
Time of Possession	26:11	33:49

INDIVIDUAL STATISTICS

RUSHING

Miami – Miller 11-62 1TD; Tannehill 4-48; Thomas 4-5.
New Orleans – Robinson 12-37; Sproles 4-28 1TD; Brees 4-2; Thomas 4-1.

PASSING

Miami – Tannehill 35-22, 249 yards, 1TD, 3INTs.
New Orleans – Brees 39-30, 413 yards, 4TDs.

RECEIVING

Miami – Gibson 6-71; Clay 6-42 1TD; Hartline 3-34; Wallace 3-24; Thigpen 1-50; Matthews 1-21; Miller 1-6; Thomas 1-1.
New Orleans – Sproles 7-114 1TD; Colston 7-96; Thomas 5-37; Graham 4-100 2TDs; Stills 4-38; Toon 1-18; Collins 1- 6; Watson 1-4 1TD.

INTERCEPTIONS

Miami – None.
New Orleans – Carr 1; Greer 1; Herring 1.

SACKS

Miami – Odrick 1; Vernon 1.
New Orleans – Galette 1; Jordan 1; Walker 1; Wilson 1.

MISSED FIELD GOALS

Miami – None.
New Orleans – Hartley 43WR.

The Palm Beach Post

Miami Dolphins lose 38-17 to New Orleans Saints in battle of undefeated teams

September 30, 2013 | By Andrew Abramson, Staff writer

NEW ORLEANS — With the country getting its first real glimpse at the surging Dolphins, Miami was not ready for prime time. Not even close.

The Saints demolished the Dolphins 38-17 in a Monday night showdown of previously undefeated teams.

What looked like a promising game for the Dolphins until shortly before halftime got out of hand quickly in the third period. The Saints scored 21 unanswered points in a little more than a quarter and led 35-10 entering the final period.

“We just didn’t make plays and that’s what this is all about,” Dolphins cornerback Brent Grimes said. “We’ve got to make plays out here especially against a team like that with a great offense that’s proven to score a lot of points.

“They came out and played like the Saints. We just didn’t do our job.”

New Orleans’ Drew Brees threw for 413 yards and four touchdowns. Running back Darren Sproles, who was quiet in his first two games against the Dolphins when he played for San Diego, broke out for 142 total yards and two touchdowns.

Coach Joe Philbin said the Dolphins “tried a variety of different coverages” against Sproles to no avail.

“We tried zone, we tried man, we tried some pressures,” Philbin said. “Sproles was very good.”

The Dolphins’ struggles against tight ends continued with New Orleans’ Jimmy Graham, the former University of Miami basketball player, finishing with four receptions for 100 yards and two touchdowns.

Even Saints reserve tight end Benjamin Watson scored on a 4-yard touchdown reception.

Miami’s Ryan Tannehill, who led the Dolphins on a game-winning drive last week against Atlanta, had two second-quarter turnovers that killed Miami’s momentum. Tannehill finished 22-for-35 for 249 yards, a touchdown and three interceptions. He also rushed for 48 yards on four carries, but was sacked four times.

The Dolphins, now 3-1, return home to face an up-and-down Baltimore team that is 2-2.

Miami played in the Superdome for the first time in 18 years and although coaches and players said all week that it was crucial to strike early and take New Orleans’ fans out of the game, the Dolphins won the kickoff and deferred. The Saints made them pay early, taking the ball 82 yard on the opening drive in a little more than three minutes, capped off by a Sproles 5-yard touchdown run. The Dolphins, who entered the game as the league’s most successful team in the red zone, came right back and drove to the Saints 9, but had to settle for a field goal after running back Daniel Thomas was tackled for a 2-yard loss on a third-and-1.

Both defenses tightened up until the Saints took a 14-3 lead with eight minutes left in the first half. Dolphins cornerback Nolan Carroll, who was starting in place of the injured Dimitri Patterson, briefly left the game with an ankle injury and rookie Jamar Taylor had to cover Graham.

Graham made a leaping grab in the end zone to haul in a 27-yard touchdown and give the Saints a 14-3 lead.

The Dolphins, who have struggled running the ball all season, came right back on the next drive and handed the ball off to running back Lamar Miller on three of the first four plays. Tannehill then found a wide-open Marcus Thigpen — the return specialist who made a rare appearance in a play from scrimmage — who broke away for a 50-yard gain. Miller — who gained 62 yards on 11 carries — then scored on a 5-yard run to bring the Dolphins to within 14-10. It only went downhill from there.

After forcing the Saints on a quick three-and-out, the Dolphins got the ball back with a little more than two minutes remaining and had an opportunity to take a halftime lead.

But Tannehill, who fumbled on the opening drive of the second quarter, threw an interception right into the hands of New Orleans’ Jabari Greer. The Saints then scored on a 13-yard pass from Brees to Sproles.

Philbin said he reminded players at halftime that they faced a 10-point deficit last week against Atlanta.

“We were down 11,” said Philbin of Monday’s halftime deficit. “We’d certainly preferred to have been up, but we had been in that situation and we had responded relatively well.”

Tannehill said the team “felt confident” heading into the second half. But the Dolphins collapsed in the third quarter, giving up touchdowns to Watson and Graham on New Orleans’ first two drives.

Dolphins receiver Mike Wallace, who was held to three receptions for 24 yards, said the loss stung. Despite the final score, Wallace felt like the Dolphins were in good position before the momentum quickly shifted late in the second quarter.

“We killed ourselves right before the half,” Wallace said.

The Dolphins were playing without defensive end Cameron Wake, who suffered a mild knee sprain last week and missed the first game of his career. He warmed up before the game in front of coach Joe Philbin, GM Jeff Ireland and trainers but the team decided to sit him.

Defensive tackle Paul Soliai returned to the lineup and had a solo tackle and batted down a pass. Soliai said his knee felt “pretty good” after the game.

Now, he and his teammates will have to quickly get ready for Baltimore on a short week. Philbin said he will learn a lot about his team in the coming days.

“We have a very good football team coming into Sun Life Stadium,” Philbin said. “We’re going to find out a lot about what kind of football team we have by how we respond, how we come into the building tomorrow, how we can function as a football team. It’s going to be a challenging week, no doubt.

GAME NO. 5

RAVENS 26, DOLPHINS 17
October 6, 2013

Sun Life Stadium
Miami Gardens, FL

Both defenses dictated the tone this afternoon at Sun Life Stadium with timely plays, but it was the Baltimore Ravens that had the last word with two key stops, escaping with a 26-23 win over the Miami Dolphins. Miami had a chance to send the game into overtime in the final minute when rookie kicker Caleb Sturgis lined up to try a 57-yard field goal. He was a perfect 10-of-10 on the season coming in but his kick sailed wide to the left and Baltimore kneeled to end the game. Second-year quarterback Ryan Tannehill finished 21-of-40 for 307 yards and a touchdown and wide receiver Mike Wallace caught seven passes for 105 yards. Fellow wide receivers Brandon Gibson (four catches for 74 yards) and Brian Hartline (four catches for 60 yards) also got involved, as did tight end Charles Clay with three catches for 52 yards and a nine-yard touchdown. Tannehill's mobility was on display throughout the game as some of his most effective passes came on the run, including a 30-yarder to Hartline late in the first half that helped set up the scoring pass to Clay. His biggest completion came on the final drive on a 4th-and-10 with 1:30 remaining out of the shotgun. He was chased out of the pocket to his left and then pulled up and threw on the run deep to Gibson for a 46-yard completion down to the Ravens' 34. With the clock

ticking down and out of timeouts, Tannehill spiked the ball on first down with 1:01 left and on 2nd-and-10 he was sacked by Elvis Dumervil for a 5-yard loss back to the 39. Tannehill missed Clay on the next play and on 4th-and-15, Sturgis came on to try what would have been his career long field goal. He had the distance but the ball never came back inside the uprights. Dolphins safety Reshad Jones awoke the crowd with a 25-yard interception return for a touchdown with 8:03 left to tie the game after his team had fallen behind by 10 points. It was Jones' first career touchdown and the first interception returned for a score by Miami since Kevin Burnett did so on December 4th, 2011 against the Oakland Raiders. It was also the first interception returned for a touchdown by a safety since Brock Marion ran one back 100 yards against Buffalo on January 6th, 2002. But after Miami's defense stopped the Ravens and forced a punt, Baltimore linebacker Terrell Suggs sacked Tannehill twice to force another punt and his quarterback, Joe Flacco, engineered what proved to be the game-winning scoring drive. Justin Tucker's 44-yard field goal was the difference in the end as he finished 4-for-4 with a long of 50 yards on the afternoon.

		<u>1</u>	<u>2</u>	<u>3</u>	<u>4</u>	<u>OT</u>		<u>FINAL</u>
BALTIMORE	--	3	3	10	10	-	--	26
MIAMI	--	3	10	0	10	-	--	23

TEAM	SCORE	DRIVE (Plays/Yards/Time)	QTR	CLOCK	TIME	Visitor	Home
BAL	Tucker 42 field goal		1	10:24		3	0
MIA	Sturgis 37 field goal		1	2:16		3	3
BAL	Tucker 50 field goal		2	11:52		6	3
MIA	Sturgis 25 field goal		2	8:07		6	6
MIA	Clay 9 pass from Tannehill (Sturgis kick)		2	0:46		6	13
BAL	Rice 2 run (Tucker kick)		3	12:07		13	13
BAL	Tucker 25 field goal		3	4:18		16	13
BAL	Rice 3 run (Tucker kick)		4	12:06		23	13
MIA	Sturgis 48 field goal		4	9:38		23	16
MIA	Jones 25 interception return		4	8:03		23	23
BAL	Tucker 44 field goal		4	1:42		26	23

ATTENDANCE: 68,342

	RAVENS	MIAMI
First Downs/Total-Rush-Pass-Penalty	20/6-12-2	10/0-9-1
Third Down Efficiency	6-16/38	3-16/19
Total Yards-Plays-Average	384-74-5.2	294-57-5.2
Rushes-Yards-Average	133-40-3.3	22-11-2.0
Net Yards Passing-Sacked-Yards Lost	251-2-18	272-6-35
Passes Attempted-Completed-Intercepted	32-19-1	40-21-0
Punts/Number-Average	5-34.2	8-52.5
Penalties/Number-Yards	6-64	4-65
Fumbles/Number-Lost	1-1	1-0
Time of Possession	36:16	23:44

INDIVIDUAL STATISTICS

RUSHING

Miami – Miller 7-15; Tannehill 2-16; Thomas 2-1.
Baltimore – Rice 27-74 1TDs; Pierce 11-46; Flacco 2-13.

PASSING

Miami – Tannehill 40-21, 307 yards, 1TD.
Baltimore – Flacco 32-19, 269 yards, 1INT.

RECEIVING

Miami – Wallace 7-105; Gibson 4-74; Hartline 4-60; Clay 3-52; Thomas 2-11; Thigpen 1-5.
Baltimore – Smith 6-121; Rice 6-28; Doss 3-58; Dickson 2-51; Thompson 2-1.

INTERCEPTIONS

Miami – Jones 1.
Baltimore – None.

SACKS

Miami – Misi 1; Vernon 1.
Baltimore – Suggs 3; Dumervil 1; McPhee 1; Upshaw 1.

MISSED FIELD GOALS

Miami – Sturgis 57WL.
Baltimore – None.

The Miami Herald

Miami Dolphins' rally falls short as Ravens hold on 26-23

October 6, 2013 | By Adam Beasley, Staff writer

Koa Misi thought it was good. So did many of the 68,342 souls who packed Miami's home stadium Sunday.

The Miami Dolphins' public-address crew was so sure Caleb Sturgis had sent the game into overtime that it played, however briefly, the team fight song to celebrate.

But Sturgis knew the painful truth as soon as his foot connected on the 57-yard, game-salvaging field-goal attempt:

"I mis-hit it," the rookie kicker said.

The rare error pushed the kick left – resulting in the first miss of his young NFL career – and allowed the Ravens to escape Sun Life Stadium with a 26-23 victory.

Make no mistake, however. The Dolphins enter their bye on a two-game skid not because of how they executed that final play, but how they performed in the game's previous 29 minutes.

Despite leading the defending Super Bowl champs by a touchdown at intermission, the Dolphins (3-2) in the second half managed just three offensive points and allowed Baltimore (3-2) to score on four of six possessions.

The defense, playing without pass-rusher Cam Wake (knee), cornerback Dimitri Patterson (groin) and linebacker Dannell Ellerbe – who sustained a shoulder injury during the game – couldn't make a stop.

The team's rickety offensive line allowed six more sacks Sunday, the last of which to Elvis Dumervil made Sturgis' last-ditch attempt longer than it should have been.

Assuming he survives the year, Ryan Tannehill is on pace to get sacked an incredible 77 times this season, which would be the most abuse an NFL quarterback has ever taken. The record for sacks taken is 76, held by David Carr.

"The starting point in the passing game is protection," said Dolphins coach Joe Philbin, who has said that a lot lately. "It's hard to function when you're going backwards."

Added tackle Jonathan Martin, who surrendered two of Terrell Suggs' three sacks: "We just have to play better. ... It's a concerning trend so far and something that we need to get corrected now."

Even still – despite surrendering 238 second-half yards, managing 10 total first downs and converting on only 3 of 16 third downs – the Dolphins still had the ball late with a chance to win.

How?

• Mike Wallace had a bounce-back game, catching 7 balls for a team-high 105 yards. The Ravens, however, neutralized the speedy wideout in the second half by playing a soft Cover-2.

• The Dolphins were plus-2 in the turnover battle (teams win 80 percent of the time with such a margin), which they converted into 10 points.

• And Sturgis was perfect before his miss, connecting from 37, 25 and 48 yards.

Plus, Tannehill and Reshad Jones made incredible individual plays.

Jones picked off Ravens quarterback Joe Flacco, whose arm was hit on the throw by Dion Jordan, and returned the interception 25 yards for a touchdown, tying the score with 8:03 remaining.

And with the Dolphins down to their last chance, Tannehill rolled out and connected with Brandon Gibson for 46 yards on fourth-and-10, extending his team's final drive. But even then, the protection wasn't right.

"That was a pocket pass and I escaped," admitted Tannehill, who went 21 of 40 for 307 yards with a touchdown (9 yards to Charles Clay) and didn't turn the ball over for the first time this year.

Added Gibson, who went deep when the play broke down: "I made sure I was where I needed to be."

Philbin wanted his team to get to Baltimore's 40 to give Sturgis any type of shot of sending the game to overtime. The completion to Gibson put Miami at the 34 with a minute remaining.

But two incompletions and Dumervil's sack turned a difficult kick into a near-impossible one.

That was something Sturgis knew – even if Misi and much of the stadium did not.

GAME NO. 6

BILLS 23, DOLPHINS 21
October 20, 2013

Sun Life Stadium
Miami Gardens, FL

After digging themselves an early hole in the first quarter, the Miami Dolphins were on the verge of completing a crucial comeback win at home against the Buffalo Bills. But former Dolphins kicker Dan Carpenter's 31-yard field goal with 33 seconds remaining gave Buffalo a narrow 23-21 win. Miami had stormed back from a 14-0 deficit to take a 21-17 lead in the third quarter on the strength of three Ryan Tannehill touchdown passes – two to wide receiver Brandon Gibson and one to tight end Charles Clay. It appeared that Tannehill was going to make up for his two early interceptions by engineering the comeback, but after his defense pinned the Bills deep and forced a short field on a punt, disaster struck. Tannehill dropped back to pass on 2nd-and-8 and had the ball stripped out of his hands by Bills defensive end Mario Williams. Defensive tackle

Kyle Williams recovered the loose ball at the Miami 34 and Buffalo ate up the clock while moving into the red zone to set Carpenter up for the game-winning kick. The home fans saw a glimmer of hope when Marcus Thigpen returned the ensuing kickoff 44 yards out to the Miami 46 but Tannehill couldn't advance the ball any further. His Hail Mary pass on 4th-and-10 after scrambling to his right was knocked down in the end zone by Buffalo's Stephon Gilmore and with that the Dolphins fell to 3-3 on the season. Tannehill ended the day completing 19-of-37 passes for 194 yards, three touchdowns and two interceptions, with Mike Wallace catching six passes for 76 yards, Brian Hartline reeling in six passes for 69 yards and Gibson grabbing five for 40. Running back Daniel Thomas led all rushers with 60 yards on 12 carriers.

		<u>1</u>	<u>2</u>	<u>3</u>	<u>4</u>	<u>OT</u>		<u>FINAL</u>
BUFFALO	--	14	3	0	6	-	--	23
MIAMI	--	0	14	7	0	-	--	21

TEAM	SCORE	DRIVE (Plays/Yards/Time)	QTR	CLOCK TIME	Visitor	Home
BUF	Robey 19 interception return		1	13:27	7	0
BUF	Jackson 3 run (Carpenter kick)	6/44/2:35	1	5:47	14	0
MIA	Clay 7 pass from Tannehill (Sturgis kick)	6/62/3:23	2	10:59	14	7
BUF	Carpenter 39 field goal	8/38/2:36	2	3:14	17	7
MIA	Gibson 13 pass from Tannehill (Sturgis kick)	5/75/1:04	2	0:21	17	14
MIA	Gibson 4 pass from Tannehill (Sturgis kick)	11/66/6:43	3	6:46	17	21
BUF	Carpenter 20 field goal	15/72/7:30	4	14:16	20	21
BUF	Carpenter 31 field goal	7/21/2:15	4	0:33	23	21

ATTENDANCE: 60,592

TEAM STATISTICS		
	<u>BILLS</u>	<u>MIAMI</u>
First Downs/Total-Rush-Pass-Penalty	15/6-8-1	19/5-12-2
Third Down Efficiency	9-19/47	3-13/23
Total Yards-Plays-Average	268-66-4.1	293-64-4.6
Rushes-Yards-Average	90-30-3.0	120-25-4.8
Net Yards Passing-Sacked-Yards Lost	178-4-24	173-2-21
Passes Attempted-Completed-Intercepted	32-21-1	37-19-2
Punts/Number-Average	7-45.4	6-47.0
Penalties/Number-Yards	6-53	4-32
Fumbles/Number-Lost	2-0	1-1
Time of Possession	30:12	29:48

INDIVIDUAL STATISTICS

RUSHING

Buffalo – Jackson 11-36 1TD; Choice 6-16; Summers 2-14; Lewis 5-13; Spiller 6-11.
 Miami – Thomas 12-60; Miller 9-43; Wallace 1-12; Tannehill 1-7.

PASSING

Buffalo – Lewis 32-21, 202 yards, 1INT.
 Miami – Tannehill 37-19, 194 yards, 3TDs, 2INTs.

RECEIVING

Buffalo – Johnson 6-61; Jackson 4-49; Woods 3-24; Spiller 3-(-4); Graham 2-36; Chandler 2-18; Smith 1-18.
 Miami – Wallace 6-69; Wallace 5-76; Gibson 5-40; Clay 1-7 1TD; Miller 1-4; Thomas 1-(-2).

INTERCEPTIONS

Buffalo – Clemons 1.
 Miami – Robey 1; Williams 1.

SACKS

Buffalo – M. Williams 2.
 Miami – Jones 1; Patterson 1; Starks 1; Vernon 1.

MISSED FIELD GOALS

Buffalo – None.
 Miami – Sturgis 51WR.

Dolphins slide continues with late collapse vs. Bills

October 20, 2013 | By Chris Perkins, Staff writer

The Dolphins' biggest offensive weaknesses – an inability to protect the quarterback Ryan Tannehill, an inability to run the ball, and Tannehill's propensity for losing fumbles —conspired against them in the fourth quarter Sunday against Buffalo.

It was those factors, along with former kicker Dan Carpenter's 31-yard field goal with 33 seconds left, which caused the Dolphins to sustain a gut-wrenching and humiliating 23-21 loss to the Bills at Sun Life Stadium. It was the third consecutive loss for the Dolphins after starting the season 3-0.

Carpenter, released by the Dolphins during training camp, kicked two field goals in the fourth quarter to help the Bills (3-4) to steal the victory. Bills quarterback Thad Lewis, making his just third NFL start, was ho-hum, going 21-for-32 passing for 202 yards, no touchdowns and one interception. But he did enough to win.

"They made the plays they had to make to win the game," Dolphins coach Joe Philbin said. "Give them credit."

Things only get tougher for the Dolphins. They travel to New England next week to take on the Patriots, coming off a tough loss at the Jets. The Dolphins haven't won at Gillette Stadium since 2008.

The Dolphins, once the darlings of the NFL after opening the season 3-0, are now on a three-game losing streak. And they're in that position because they blew a 21-17 third quarter Sunday due to those aforementioned deficiencies.

Buffalo cut its deficit to 21-20 early in the fourth quarter when Carpenter's 20-yard field goal capped a 15-play, 72-yard drive.

From then on, the Dolphins, who entered the game 29th in rushing offense at 69.6 yards per game, needed to run the ball to milk the clock.

They ran three times for four yards in the fourth quarter. Dolphins running backs Lamar Miller and Daniel Thomas, who combined to rush for 103 yards on 21 carries, entered the fourth quarter with a 99 yards on 19 carries. But the Dolphins chose to pass.

Then, after what turned out to be the Dolphins' final run, a two-yard gain by Thomas, the game changed greatly.

Bills defensive end Mario Williams, who ranked third in the NFL with eight sacks entering the game, got his second sack of the day when he blew past right tackle Tyson Clabo (eight sacks allowed this year; two sack allowed Sunday) and dropped Tannehill, causing him to fumble.

It was Tannehill's seventh fumble of the season, and the fourth one he's lost. It was also the Dolphins' NFL-leading 26th sack allowed.

Defensive tackle Kyle Williams recovered the loose ball, setting up the Bills at the Dolphins' 34-yard line.

Although the sack/fumble led to Carpenter's game-winning field goal, Philbin stood by his decision to try to seal the game through the air.

"We ran the ball on first down, got two yards," Philbin said. "Second and eight (the sack play), we believe we had a good play called so we called the play."

The lost fumble wasn't Tannehill's only miscue of the day. He threw a pick-six (interception that's returned for a touchdown) on the Dolphins' first possession of the game when cornerback Nickell Robey jumped an "out" route and took the errant pass 19 yards for a touchdown and a 7-0 Bills lead.

Tannehill (19-for-37 passing for 194 yards) threw three touchdown passes, but he also threw two interceptions and lost a fumble. He now has 11 turnovers – and seven interceptions and four lost fumbles – and nine touchdown passes.

The Dolphins, who fell behind, 17-7 in the second quarter, fought back to take a 21-17 lead. But they couldn't close the deal.

"This is a bad feeling," said wide receiver Mike Wallace, who had five catches for 76 yards on Sunday. "You don't want to feel like this. Three games in a row? That (expletive) is unacceptable. Especially after starting out hot like we did. We can't let this team continue to go down this path. We can't let this season spiral and get away from us."

GAME NO. 7

PATRIOTS 27, DOLPHINS 17
October 27, 2013

Gillette Stadium
Foxborough, MA

Concerns over how the Miami Dolphins would rebound from in the previous week's loss to Buffalo appeared to be solved in the first half at New England. But things quickly fell apart in a 27-17 defeat, the team's fourth straight. What started out as a promising display on the road against the Patriots behind an effective ground attack and sturdy offensive line was for naught in a pivotal AFC East clash. Second-year running back Lamar Miller rushed for 63 of his career-high 89 yards in those first two quarters and New England did not get to second-year quarterback Ryan Tannehill one time after he had been sacked 26 times coming in. Defensively, cornerback Dimitri Patterson kick started the Dolphins with his third interception of the season on Patriots quarterback Tom Brady's first pass attempt, setting up Tannehill's 4-yard touchdown pass to wide receiver Brandon Gibson. The pressure created by Miami's front seven got to Patriots quarterback Tom Brady in the first half, holding him to just 25 passing yards and a dismal 38.0 passer rating. His offense managed just 59 total yards in the first half. Tannehill found running back Daniel Thomas for a 5-yard score in the second quarter and rookie kicker Caleb Sturgis nailed a 52-yard field goal to allow the Dolphins to carry a 17-3 lead into the locker room. Brady got the ball back early in the third quarter after the defense forced a three-and-out, with Odrick getting his second sack of Brady, and drove

the offense into the red zone at the 19 before getting sacked for the first time back at the 28. Sturgis' 46-yard field goal attempt bounced off the right upright and that's where the game turned, as New England scored 24 unanswered points to improve to 6-2 overall. Miami's last victory at Gillette Stadium was on September 21st, 2008, a 38-13 decision that started a string of six wins in eight games and resulted in the team's first AFC East division crown since 2000. The last time a win was in the Dolphins' grasp in Foxborough was back in 2011 on Christmas Eve when they squandered a 17-0 halftime lead in a 27-24 loss and that was Odrick's second season. Tannehill, who had been a key reason behind Miami's 3-0 start, absorbed six sacks in the second half to raise his season total to 32 but he kept pulling himself off the turf and battling. An unlucky bounce in the third quarter when he went deep down the right sideline for speedster Mike Wallace resulted in his first interception, as New England's Devin McCourty jumped in the air and tipped the ball volleyball style to teammate Marquise Cole. He managed to barely keep his feet inbounds at his own 18. Brady turned that into six point to stretch a three-point lead to 10 points and Tannehill was left to fend for himself at the podium after the game trying to explain what went wrong.

	1	2	3	4	OT	FINAL
MIAMI	7	10	0	0	-	17
NEW ENGLAND	7	14	14	3	-	27

TEAM	SCORE	DRIVE (Plays/Yards/Time)	OTR	CLOCK TIME	Visitor	Home
MIA	Gibson 4 pass from Tannehill (Sturgis kick)	11/40/5:42	1	6:32	7	0
MIA	Thomas 5 pass from Tannehill (Sturgis kick)	10/58/4:31	2	9:55	14	0
NE	Gostkowski 34 field goal	13/64/6:12	2	3:43	14	3
MIA	Sturgis 52 field goal	8/46/3:13	2	0:30	17	3
NE	Dobson 14 pass from Brady (Gostkowski kick)	5/64/1:45	3	8:28	17	10
NE	Bolden 2 run (Gostkowski kick)	3/13/1:01	3	6:42	17	17
NE	Gostkowski 48 field goal	8/37/2:16	3	0:08	17	20
NE	Ridley 3 run (Gostkowski kick)	12/82/5:56	4	7:14	17	27

ATTENDANCE: 68,756

TEAM STATISTICS		
	MIAMI	PATRIOTS
First Downs/Total-Rush-Pass-Penalty	23/9-14-0	19/9-6-4
Third Down Efficiency	8-17/47	2-10/20
Total Yards-Plays-Average	301-79-3.8	252-62-4.1
Rushes-Yards-Average	156-31-5.0	152-37-4.1
Net Yards Passing-Sacked-Yards Lost	145-6-47	100-3-16
Passes Attempted-Completed-Intercepted	42-22-2	22-13-1
Punts/Number-Average	4-40.3	5-43.4
Penalties/Number-Yards	7-61	5-35
Fumbles/Number-Lost	1-1	0-0
Time of Possession	34:59	25:01

INDIVIDUAL STATISTICS

RUSHING

Miami – Miller 18-89; Thomas 9-47; Tannehill 1-12; Wallace 1-8; Clay 1-1; Thigpen 1-(-1).
 New England – Ridley 14-79 1TD; Blount 11-46; Bolden 8-22; Brady 4-5.

PASSING

Miami – Tannehill 42-22, 192 yards, 2TD, 2INTs.
 New England – Brady 22-13, 116 yards, 1TD, 1INT.

RECEIVING

Miami – Clay 5-37; Hartline 4-37; Wallace 3-41; Matthews 3-30; Miller 3-23; Egnew 1-11; Thomas 1-5 1TD; Gibson 1-4 1TD; Sims 1-4.
 New England – Dobson 4-60 1TD; Amendola 3-15; Gronkowski 2-27; Edelman 2-7; Bolden 2-7.

INTERCEPTIONS

Miami – Patterson 1.
 New England – Cole 1; Harmon 1.

SACKS

Miami – Odrick 2; Vernon 1.
 New England – Ryan 2; Fletcher 1; Hightower 1; Jones 1; Ninkovich 1.

MISSED FIELD GOALS

Miami – Sturgis 46RU, 39B.
 New England – None.

The Miami Herald

Miami Dolphins succumb to New England Patriots' second-half rally

October 27, 2013 | By Adam H. Beasley, Staff writer

FOXBOROUGH, Mass. -- The Dolphins played in the first half Sunday like the team they want to be.

They played in the second half like the team they've been the last month.

Turnovers, questionable officiating and an avalanche of momentum in the second half buried the Dolphins yet again. Ryan Tannehill turned the ball over three times after halftime — two leading to New England scores — and the Dolphins blew a two-touchdown lead to fall to the Patriots 27-17 Sunday.

It was the Dolphins' fourth loss in a row and their seventh consecutive at the hands of the Patriots. They're now 3-4, fading out of the playoff picture and must play division-leading Cincinnati in three short days.

And then there's this: The Dolphins will likely have to finish the season without receiver Brandon Gibson, who sustained what is believed to be a season-ending knee injury Sunday afternoon.

"In the second half, I feel like we let up on them," linebacker Philip Wheeler said.

Added Dannell Ellerbe: "It kind of snowballed a little bit. ... If we don't get wins in these next games, I feel like [the season] could slip away."

Quipped coach Joe Philbin: "We didn't play good football. Not good enough to win."

They haven't for more than a month now. There were plenty of plot twists and turning points Sunday. But one play more than any other crystallized the team's decade-long futility against New England.

Down three midway through the fourth quarter, the Dolphins stripped Tom Brady deep in Miami territory — and yet logic-defying — still gave up a first down. When Olivier Vernon lunged for the loose ball, he batted it backwards — which the officials determined was an intentional act. That's illegal and gave the Patriots 10 yards plus a fresh set of downs.

"I was just trying to make a play," said Vernon, who wouldn't respond when asked whether he was attempting to recover the ball or punch it. "It don't matter. The refs made that call. It impacted[the game] a lot."

And almost immediately,

Four plays later, the Patriots were in the end zone (courtesy of a 3-yard touchdown run by Stevan Ridley), and the game was essentially over. Sure, the Dolphins still had more than 7 minutes to mount a rally, but instead allowed four more

sacks, turned the ball over again (a Tannehill pick) and had a field goal blocked (Caleb Sturgis' 39-yard attempt).

Any one of those plays usually spells doom in Gillette Stadium, where the Patriots (6-2) have won 25 of their past 28 games. Combined, they made for a dreadful finish to a game that once had such promise. The Dolphins raced to a 14-0 first-half lead on Tannehill touchdown passes to Gibson (4 yards, before his injury) and Daniel Thomas (5 yards). Tannehill finished the game with 192 yards, those two touchdowns and two interceptions on 22 of 42 passing. With new left tackle Bryant McKinnie in the starting lineup, the Dolphins' offensive line mauled New England's front seven early.

Miami rushed for a season-high 156 yards (including 89 on 18 carries by Lamar Miller) on the day, and didn't allow a sack in the first half. The defense was also playing great, holding Brady to just 25 passing yards through two quarters. And up 14 points early in the second half, the Dolphins had a chance to stretch the lead even more. But Tannehill was sacked on third down, and Sturgis then hit the upright on his 46-yard field goal attempt.

With that, New England exploded, scoring the game's final 24 points. First, Brady directed a 5-play, 64-yard drive, capped by a 14-yard touchdown pass to Aaron Dobson, who got behind Nolan Carroll on a double move. On the Dolphins' next possession, Logan Ryan blindsided Tannehill, forcing a fumble that Rob Ninkovich recovered at the Miami 13. Brandon Bolden scored the gift touchdown, tying the game with a 2-yard jaunt.

Stephen Gostkowski later boomed through a 48-yard field goal, giving the Patriots their first lead of the day.

Finally, New England's defense made one of the best plays you will ever see. Tannehill went deep down the right sideline to Mike Wallace, but Devin McCourty batted the ball up before he went out of bounds. Marquice Cole corralled it, and got two feet down.

The Patriots converted the turnover into seven points — with the assist from the officials on the Vernon batted ball.

"We thought he was trying to recover it," Philbin explained, "but they said he illegally batted it."

Philbin had never before beaten the Patriots as a Dolphins coach, and couldn't Sunday, despite limiting Brady to 116 passing yards.

In defeat, he joined an inauspicious fraternity.

The Dolphins have lost four or more consecutive games in five of the last 10 seasons. None of the coaches of those teams returned the following year.

Meaning: Four-game skids not only wreck seasons, but they can derail careers.

GAME NO. 8

DOLPHINS 22, BENGALS
October 31, 2013

Sun Life Stadium
Miami Gardens, FL

On a night when one of the greatest defensive players in Miami Dolphin history was inducted into the Dolphins Honor Roll, this era's best defensive player secured a crucial win over the Cincinnati Bengals. Defensive end Cameron Wake's sack of Bengals quarterback Andy Dalton with 6:38 left in overtime resulted in a game-winning safety and a 22-20 victory. It was Wake's third sack of the game and put an end to Miami's four-game losing streak, evening the team's record at 4-4 and improving the Dolphins' record on Halloween to 6-0. How fitting it was that a defense that forced four turnovers was responsible for the biggest play, and how

fitting it was that it came after former Dolphins middle linebacker John Offerdahl had his name added to the ring around Sun Life Stadium. Wake's first sack of the game also was a strip of Dalton that he recovered and his defensive teammates came up with three interceptions. Cornerback Brent Grimes' 94-yard interception return for a touchdown in the third quarter gave Miami a 17-3 lead. Running back Lamar Miller had his first career 100-yard rushing game, finishing with 105 yards and quarterback Ryan Tannehill had a 1-yard touchdown run as the Bengals saw their four-game winning streak come to an end.

		<u>1</u>	<u>2</u>	<u>3</u>	<u>4</u>	<u>OT</u>		<u>FINAL</u>
CINCINNATI	--	0	3	7	10	-	--	20
MIAMI	--	0	10	7	3	-	--	22

TEAM	SCORE	DRIVE (Plays/Yards/Time)	QTR	CLOCK		SCORE	
				TIME	Visitor	Home	
CIN	Nugent 31 field goal			2	11:56	3	0
MIA	Tannehill 1 run (Sturgis kick)			2	2:39	3	7
MIA	Sturgis 36 field goal			2	0:06	3	10
MIA	Grimes 94 interception return (Sturgis kick)			3	7:37	3	17
CIN	Bernard 3 run (Nugent kick)			3	2:10	10	17
CIN	Bernard 35 run (Nugent kick)			4	12:37	17	17
CIN	Nugent 54 field goal			4	1:24	20	17
MIA	Sturgis 44 field goal			4	0:11	20	20
MIA	Dalton sacked in end zone by Wake for safety			5	6:38	20	22

ATTENDANCE: 52,388

TEAM STATISTICS		
	<u>BENGALS</u>	<u>MIAMI</u>
First Downs/Total-Rush-Pass-Penalty	28/10-17-1	15/7-7-1
Third Down Efficiency	10-20/50	3-14/21
Total Yards-Plays-Average	465-93-5.0	345-61-5.7
Rushes-Yards-Average	163-35-4.7	157-30-5.2
Net Yards Passing-Sacked-Yards Lost	302-5-36	188-3-20
Passes Attempted-Completed-Intercepted	53-32-3	28-20-0
Punts/Number-Average	4-38.5	8-48.9
Penalties/Number-Yards	3-63	2-25
Fumbles/Number-Lost	1-1	1-1
Time of Possession	40:02	28:20

INDIVIDUAL STATISTICS

RUSHING

Cincinnati – **Bernard** 9-79 1TD; **Green-Ellis** 21-72; **Dalton** 5-12.
 Miami – **Miller** 16-105; **Thomas** 12-38; **Clay** 1-13; **Tannehill** 1-1 1TD.

PASSING

Cincinnati – **Dalton** 53-32, 338 yards, 3INTs.
 Miami – **Tannehill** 28-20, 208 yards.

RECEIVING

Cincinnati – **Green** 11-128; **Sanu** 9-62; **Jones** 4-6; **Bernard** 4-25; **Gresham** 3-33; **Eifert** 3-14; **Hawkins** 1-10.
 Miami – **Wallace** 6-82; **Miller** 4-24; **Hartline** 3-39; **Clay** 3-22; **Matthews** 2-24; **Egnew** 1-13; **Thomas** 1-4.

INTERCEPTIONS

Cincinnati – None.
 Miami – **Ellerbe** 1; **Grimes** 1; **Patterson** 1.

SACKS

Cincinnati – **Atkins** 1; **Gilberry** 1; **Johnson** 1.
 Miami – **Wake** 3; **Soliai** 1; **Odrick** .5; **Shelby** .5.

MISSED FIELD GOALS

Cincinnati – None.
 Miami – **Sturgis** 34WL.

The Palm Beach Post

Miami Dolphins end skid with dramatic victory on a safety in overtime

October 31, 2013 | By Brian Biggane, Staff writer

Dolphins defensive end Cam Wake made it clear Thursday night that he finally is back to full speed. Wake sacked Cincinnati's Andy Dalton in the end zone with 6:38 remaining in overtime, giving the Dolphins a 22-20 victory at Sun Life Stadium that snapped Miami's four-game losing streak.

The play lifted Miami to 4-4 while dropping Cincinnati to 6-3. The Bengals had won four in a row. The game was only the third in NFL history decided in overtime by a safety.

The Dolphins led 17-3 midway through the third quarter but didn't register a first down in the second half until the final minutes of regulation. That is when Ryan Tannehill led Miami on a 50-yard drive in 1 minute, 13 seconds. Caleb Sturgis capped the drive with a 44-yard field goal to make it 20-20.

Miami had the ball twice and Cincinnati once in overtime until Brandon Fields' punt pinned the Bengals at their own 8. After two incomplete passes, Dalton dropped back into his end zone and was pulled down by Wake. The play was upheld after a lengthy replay.

"It was almost like a movie moment," Wake said later. "We needed to make a play ... I beat the center with a pass-rush move."

Wake, who also forced and recovered a fumble while sacking Dalton in the first quarter, had been either out of the lineup or ineffective for the past five games while battling back from a knee injury.

"He's been fighting hard to get back and we could see it this week," cornerback Brent Grimes said.

Dalton committed four turnovers — three interceptions and a fumble — but wound up 32-of-53 passing for 338 yards. A.J. Green lived up to his Pro Bowl pedigree with 11 catches for 128 yards.

Grimes' 94-yard return of an interception for a touchdown staked the Dolphins to a 17-3 lead with 7:37 left in the third quarter. But Dalton marched the Bengals 80 yards in 12 plays to make it 17-10, and after a Miami three-and-out, the Bengals ripped off 70 yards in four plays, rookie Giovanni Bernard darting the last 35 on a broken play to tie it 17-17 early in the fourth quarter. Bernard, a West Palm Beach native who played high school ball at Fort Lauderdale St. Thomas Aquinas, also had a 3-yard TD run but left the game with an injury early in the fourth quarter.

The Dolphins played with a makeshift offensive line. Starting tackle Jonathan Martin had gone AWOL from the team, and starting guard Richie Incognito left with a neck injury early in the game, forcing little-used Nate Garner and Will Yeatman into service, as well as Tyson Clabo, who had been benched last week.

Miami nonetheless rushed for a season-high 157 yards, one more than it totaled Sunday against New England, and averaged 5.2 yards per carry. Lamar Miller had his first 100-yard game, carrying 16 times for 105 yards.

Cincinnati coach Marvin Lewis announced after the game that Pro Bowl defensive tackle Geno Atkins was lost for the season with a torn ACL.

After the Bengals' Mike Nugent opened the scoring with a 31-yard field goal early in the second quarter, the Dolphins put together a 10-play, 93-yard drive that made it 7-3 with 2:39 left in the half. The big play on the drive was a 40-yard hookup from Tannehill to Mike Wallace, who eluded the coverage of Terence Newman. Wallace finished with six catches for 82 yards and also drew a 38-yard pass-interference call on Newman in overtime.

After driving his team from its own 17 to the Miami 10 following the second-half kickoff, Dalton looked for Marvin Jones on third-and-4, but Grimes stepped in front, picked off the ball at the 6 and raced down the left sideline, beating tight end Jermaine Gresham to the end zone for the first pick-six of his career to make it 17-3.

Linebacker Philip Wheeler said the win had great significance as the Dolphins look ahead to their next game Monday, Nov. 11 at Tampa Bay.

"It does a lot for us," he said. "Not only record-wise, but for our confidence. Getting that losing streak off of us, we're at .500 now and feel like we can start fresh with some wins."

GAME NO. 9

BUCCANERS 22, DOLPHINS 19
November 11, 2013

Raymond James Stadium
Tampa Bay, FL

Ten days after fighting their way to an overtime victory at home on Halloween, the Miami Dolphins dropped a heartbreaker on the road to the Tampa Bay Buccaneers, 22-19. Miami erased a 15-0 deficit to score 19 unanswered points behind a career night for second-year wide receiver Rishard Matthews but ran out of gas in the fourth quarter against a hungry Tampa Bay team. Bobby Rainey's 1-yard touchdown run early in the third quarter proved to be the difference and then back-to-back sacks of Dolphins quarterback Ryan Tannehill on the Dolphins' final drive sealed it. Matthews caught 11

passes for 120 yards and two touchdowns, the first two of his career, to spark Miami's passing game after the Bucs shut down the run but it wasn't enough. The loss drops the Dolphins to 4-5 on the season with back-to-back home games against the San Diego Chargers and Carolina Panthers next on the schedule. Tannehill finished 27-of-42 for 229 yards, two touchdowns and an interception on his final throw of the game on a 4th-and-28 and rookie kicker Caleb Sturgis was 2-of-2 on field goals of 40 and 30 yards. Safety Jimmy Wilson had an interception in the third quarter.

		<u>1</u>	<u>2</u>	<u>3</u>	<u>4</u>	<u>OT</u>		<u>FINAL</u>
MIAMI	--	0	7	12	0	-	--	19
NEW ENGLAND	--	10	5	0	7	-	--	22

TEAM	SCORE	DRIVE (Plays/Yards/Time)	QTR	CLOCK		SCORE	
				TIME	Visitor	Home	
TB	Penn 1 pass from Glennon (Lindell kick)		1	9:37	0	7	
TB	Lindell 24 field goal		1	5:27	0	10	
TB	Thomas tackled in end zone by David for safety		2	13:52	0	12	
TB	Lindell 35 field goal		2	9:01	0	15	
MIA	Matthews 6 pass from Tannehill (Sturgis kick)		2	0:28	7	15	
MIA	Sturgis 40 field goal		3	7:57	10	15	
MIA	Matthews 19 pass from Tannehill (pass failed)		3	2:01	16	15	
MIA	Sturgis 30 field goal		3	0:10	19	15	
TB	Rainey 1 run (Lindell kick)		4	10:19	19	22	

ATTENDANCE: 64,448

TEAM STATISTICS		
	<u>MIAMI</u>	<u>BUCCANERS</u>
First Downs/Total-Rush-Pass-Penalty	16/1-14-1	18/7-9-2
Third Down Efficiency	4-12/33	3-11/25
Total Yards-Plays-Average	213-58-3.7	264-60-4.4
Rushes-Yards-Average	2-14-0.1	140-37-3.8
Net Yards Passing-Sacked-Yards Lost	211-2-18	124-2-15
Passes Attempted-Completed-Intercepted	42-27-1	21-11-1
Punts/Number-Average	5-51.4	5-42.4
Penalties/Number-Yards	4-70	9-70
Fumbles/Number-Lost	0-0	0-0
Time of Possession	25:12	34:48

INDIVIDUAL STATISTICS

RUSHING

Miami – Miller 7-2; Tannehill 1-2; Clay 2-0; Thomas 4-(-2).
Tampa Bay – Leonard 20-57; Rainey 8-45 1TD; James 5-41; Glennon 4-(-3).

PASSING

Miami – Tannehill 42-27, 229 yards, 2TD, 1INT.
Tampa Bay – Glennon 21-11, 139 yards, 1TD, 1INT.

RECEIVING

Miami – Matthews 11-120 2TDs; Hartline 5-57; Clay 4-21; Wallace 4-15; Miller 2-9; Egnew 1-7.
Tampa Bay – Underwood 3-64; Jackson 3-28; Leonard 2-1; Wright 1-19; Rainey 1-11; Penn 1-1 1TD.

INTERCEPTIONS

Miami – Wilson 1.
Tampa Bay – Revis 1.

SACKS

Miami – Carroll 1; Ellerbe 1.
Tampa Bay – McCoy 1; Bowers .5; Gholston .5.

MISSED FIELD GOALS

Miami – None.
Tampa Bay – None.

Dolphins extend misfortune, lose at Tampa Bay, 22-19

November 11, 2013 | By Chris Perkins, Staff writer

TAMPA —The big question entering Monday's game between the Dolphins and Tampa Bay was whether the Dolphins could shake the swirling national controversy that's hung over the team and play winning football.

They couldn't. Now everyone will watch for signs of a major meltdown.

Two long-standing issues — sacks and turnovers — victimized the reeling Dolphins and sent them to a humiliating 22-19 loss against the previously winless Buccaneers at Raymond James Stadium. Quarterback Ryan Tannehill, with a chance to lead a game-tying or game-winning drive, was sacked twice and threw an interception in the final two minutes to seal the loss.

Now comes more pain. The Dolphins (4-5), who thought they had a chance to re-enter the playoff picture with a victory, have now lost four of their last five games after a 3-0 start. And they go home to a NFL investigation into the disturbing Jonathan Martin-Richie Incognito situation.

The last two weeks or so have been what Dolphins owner Steve Ross called a "nightmare."

The battle between two of the most troubled teams in Florida this season (yes, that includes 1-8 Jacksonville) was prefaced by Ross addressing the bizarre situation between Richie Incognito and Jonathan Martin. Incognito, of course, has been suspended for conduct detrimental to the team and stands accused of harassing teammate Martin, who is away from the team with a "non-football illness."

"The most important thing is we care about Jonathan Martin, No. 1," Ross said, conspicuously omitting any mention of caring about Incognito. Ross announced he was forming two committees to evaluate the current situation and make recommendations for the future.

Tampa Bay (1-8), which entered the game winless, could relate to the Dolphins' troubles. The Buccaneers have had their share of trauma this season. The team battled the MRSA infection as well as a situation with quarterback Josh Freeman that forced the Bucs to release him.

But the Dolphins trumped those troubles with relative ease. That led to Monday's game. Playing with limited resources that included the third starting offensive line in the last three weeks, a defense that was missing two starters (linebacker Koa Misi was out with a knee injury and cornerback Dimitri Patterson was out with a groin injury) and a kicker that had missed five of his previous eight field goals attempts, the biggest thing the Dolphins had going in their favor was their opponent.

But the same could be said for the Buccaneers, who got a couple of breaks, especially in the fourth quarter while protecting a 22-19 lead.

Dolphins linebacker Philip Wheeler had a costly roughing the passer penalty after rookie quarterback Mike Glennon threw an incomplete pass that had the Dolphins ready to receive a punt and begin their game-winning drive. But Wheeler hit Glennon late, giving Tampa Bay the ball and new life with about 6:03 remaining. The Bucs ran the clock down to 3:00.

The Dolphins did well to make a comeback, overcoming a 12-0 deficit. After the Dolphins took a 16-15 lead, safety Jimmy Wilson got the ball back with an interception. Kicker Caleb Sturgis, who entered the game having missed five of his previous eight field goal attempts, hit a 30-yarder to extend the Dolphins' lead to 19-15. At that point they seemed firmly in control.

Wide receiver Rishard Matthews had the best game of his brief career. Matthews, the 2012 seventh-round pick from Nevada, ended with a career-best 11 receptions for a career-best 120 yards and two touchdowns.

The Buccaneers took a 15-0 lead when kicker Rian Lindell hit a 35-yard field goal in the second quarter.

Then the Dolphins woke up. They drove 90 yards in nine plays to get within striking distance at 15-7 with 28 seconds left in the second quarter, the pay-off coming on a 6-yard touchdown pass from Tannehill to wide receiver Mike Wallace.

The Dolphins took a 19-15 lead into the fourth quarter, and that's when their collapse began.

Or, as some might say, it's when their collapse continued.

GAME NO. 10

DOLPHINS 20, CHARGERS 16
November 17, 2013

Sun Life Stadium
Miami Gardens, FL

No defensive coordinator is fond of the term "bend but don't break," but the Miami Dolphins did just that Sunday afternoon at Sun Life Stadium to help preserve a 20-16 victory over the San Diego Chargers. After allowing short touchdown drive in the first quarter that was set up by a Chargers interception, Miami's defense held them to three field goals the rest of the way and got stronger in the fourth quarter. Olivier Vernon's sack of Philip Rivers midway through the fourth quarter pushed San Diego out of field goal range and was one of three in the quarter by the Dolphins. Jared Odrick and Cameron Wake had the others. Those were all of the sacks in the game and they came when it mattered most and cornerback Brent Grimes came up with his third interception of the season.

Meanwhile on the offensive side of the ball, tight end Charles Clay caught six passes for 90 yards and his 39-yard catch-and-run touchdown in the third quarter helped turn the tide. He bowled over Chargers safety Marcus Gilchrist on his way into the end zone to fire up the crowd and the Miami sideline. Quarterback Ryan Tannehill completed 22-of-35 passes for 268 yards, one touchdown and an interception and rushed the ball 10 times for 57 yards and a touchdown, a 1-yard leap in the second quarter to give the Dolphins a 10-7 lead. Rookie kicker Caleb Sturgis was a perfect 2-for-2 on field goals and Brandon Fields' 61-yard punt late in the game forced Rivers to have to try and go 83 yards for the win.

		<u>1</u>	<u>2</u>	<u>3</u>	<u>4</u>	<u>OT</u>		<u>FINAL</u>
SAN DIEGO	--	7	3	3	3	-	--	16
MIAMI	--	3	7	7	3	-	--	20

TEAM	SCORE	DRIVE (Plays/Yards/Time)	QTR	CLOCK		SCORE	
				TIME	Visitor	Home	
MIA	Sturgis 22 field goal			1	9:13	0	3
SD	Gates 5 pass from Rivers (Novak kick)			1	0:18	7	3
MIA	Thomas 1 run (Sturgis kick)			2	9:43	7	10
SD	Novak 27 field goal			2	0:54	10	10
MIA	Clay 39 pass from Tannehill (Sturgis kick)			3	7:43	10	17
SD	Novak 50 field goal			3	4:00	13	17
SD	Novak 29 field goal			4	14:52	16	17
MIA	Sturgis 37 field goal			4	8:34	16	20

ATTENDANCE: 60,256

TEAM STATISTICS		
	<u>CHARGERS</u>	<u>MIAMI</u>
First Downs/Total-Rush-Pass-Penalty	22/7-14-1	21/5-15-1
Third Down Efficiency	4-11/36	2-10/20
Total Yards-Plays-Average	435-63-6.9	343-58-5.9
Rushes-Yards-Average	154-26-5.9	104-19-5.5
Net Yards Passing-Sacked-Yards Lost	281-3-17	239-4-29
Passes Attempted-Completed-Intercepted	34-22-1	35-22-1
Punts/Number-Average	4-43.5	4-52.3
Penalties/Number-Yards	10-76	3-15
Fumbles/Number-Lost	0-0	0-0
Time of Possession	31:24	28:36

INDIVIDUAL STATISTICS

RUSHING

San Diego – **Matthews** 19-127; **Woodhead** 5-21; **Rivers** 2-6
 Miami – **Thomas** 10-57 1TD; **Tannehill** 4-21; **Miller** 4-17; **Thigpen** 1-9.

PASSING

San Diego – **Rivers** 34-22, 298 yards, 1TD, 1INT.
 Miami – **Tannehill** 35-22, 268 yards, 1TD, 1INT.

RECEIVING

San Diego – **Green** 4-81; **Gates** 4-52 1TD; **Allen** 3-45; **Ajirotutu** 2-38; **Royal** 2-20; **Brown** 2-17; **Matthews** 2-16;
Woodhead 2-16; **Phillips** 1-13.
 Miami – **Clay** 6-90 1TD; **Hartline** 5-65; **Matthews** 4-52; **Miller** 2-20; **Thomas** 1-2.

INTERCEPTIONS

San Diego – None.
 Miami – None.

SACKS

San Diego – **Keiser** 1; **Lissemore** 1; **Walker** 1; **Weddle** 1.
 Miami – **Odrick** 1; **Vernon** 1; **Wake** 1.

MISSED FIELD GOALS

San Diego – None.
 Miami – None.

The Miami Herald

Miami Dolphins defense hangs on late to beat San Diego Chargers

November 17, 2013 | By Adam H. Beasley, Staff writer

No offensive linemen. No margin for error. No problem for the Dolphins.

The Dolphins survived the Chargers 20-16 Sunday evening with just enough offense, just enough defense — and just enough charity from San Diego.

Their reward: a move into a tie with the Jets for the sixth and final playoff spot in the AFC — with two games against New York still to play.

The Chargers had the ball and a chance to win, but Cameron Wake made a drive-altering sack, and Brent Grimes knocked down the last pass of the game to seal it.

Ryan Tannehill completed 22 of 35 passes for 268 yards with a touchdown and a pick for the Dolphins, who won for just the second time in seven games.

The day began with more bad news for the Dolphins' wafer-thin offensive line: Mike Pouncey was ruled out of the game. In his absence, Nate Garner slid over to center, and newly signed Sam Brenner started at left guard.

Pouncey had missed Friday's practice due to an illness that sent him to the hospital, but it was not believed to be a major issue at the time.

The Dolphins were already without Jonathan Martin (who's away from the team) and Richie Incognito (suspended). Plus, top reserve lineman Will Yeatman is out for the year with a torn ACL.

The patchwork group held up well on Miami's first drive, giving Tannehill time to direct an 11-play, 76-yard drive that resulted in a 22-yard Caleb Sturgis field goal.

The Dolphins' defense followed that up with a play of its own. Philip Rivers overthrew Vincent Brown down the right sideline, and Grimes made an acrobatic interception to snuff out the drive.

But Tannehill gave it right back. A play after Derek Cox dropped an interception, Tannehill threw another one to Johnny Patrick.

It led to a San Diego touchdown. Antonio Gates completely shook Reshad Jones to get open in the end zone. From there, it was an easy pitch and catch from Rivers, who connected on a 5-yard touchdown strike.

The Dolphins scored on their ensuing drive if, for no other reason, the Chargers couldn't stay out of their own way. Brian Hartline fumbled the ball away at the San Diego goal line, but Corey Liuget hit Tannehill late, extending the drive.

That allowed Daniel Thomas to go over the top and into the end zone from 1 yard out.

Nick Novack boomed through a 27-yard field goal late in the half to tie the game at the break.

Then early in the third quarter, Charles Clay took over. He swatted away three tackles — running over safety Marcus Gilchrist in the process — and rumbled 39 yards to the end zone. On the drive, he had three catches for 53 yards.

San Diego responded with a pair of scoring drives of its own, both resulting in Novack field goals to cut the lead to 1.

But the Dolphins' offense responded, cobbling together a field-goal drive capped by a 37-yard kick by Sturgis. That stretched the lead to 4 with 8:34 to play.

GAME NO. 11

PANTHERS 20, DOLPHINS 16
November 24, 2013

Sun Life Stadium
Miami Gardens, FL

Only a few minutes separated the Miami Dolphins from cooling off the NFL's hottest team at Sun Life Stadium, but a late touchdown drive by the Carolina Panthers allowed them to escape with a 20-16 win. Panthers quarterback Cam Newton's 1-yard touchdown pass to tight end Greg Olsen with 43 seconds remaining thwarted the Dolphins' upset bid and their bid to go one game over .500. It's the ninth game this season that has come down to the fourth quarter for Miami. Carolina's comeback victory also rendered Dolphins wide receiver Mike Wallace's best outing of the season moot. Wallace caught five passes for 127 yards and a touchdown with 110 of those yards coming in the first half, including a 53-yard scoring reception when Miami took a 16-6 lead into the locker room. Newton was harassed all afternoon by an active Dolphins defensive front and was sacked three times, twice by Olivier Vernon and once by rookie defensive end Dion Jordan. He also threw what looked like a costly interception late in the first half, as Dolphins cornerback Nolan Carroll jumped the route and set up his offense deep in Panthers territory. It looked like the turnover was going to result in seven points

and a 20-3 halftime lead for Miami but Tannehill's pass to Rishard Matthews in the back of the end zone ended up incomplete when Matthews was drilled by Panthers linebacker Luke Kuechly. A penalty flag was initially thrown for an illegal hit but it was picked up and the Dolphins had to settle for a 23-yard field goal by rookie kicker Caleb Sturgis. Newton drove Carolina 52 yards on eight plays in 1:01 at the end of the half to set up Graham Gano's 46-yard field goal as time expired, giving his team a little momentum. He then engineered a 14-play, 83-yard drive to open the second half, capping it off with a 5-yard touchdown run to cut the deficit to 16-13. The two teams kept trading punts after that until Newton was able to come up with the necessary plays on that final drive and take advantage of what looked like a tired Dolphins defense. Early on in the drive it appeared that Miami was going to close the deal, putting the Panthers in the position of having to convert on fourth-and-10 from their own 20, but Newton found wide receiver Steve Smith for 19 yards to keep the drive alive.

		<u>1</u>	<u>2</u>	<u>3</u>	<u>4</u>	<u>OT</u>		<u>FINAL</u>
CAROLINA	--	3	3	7	7	-	--	20
MIAMI	--	7	9	0	0	-	--	16

TEAM	SCORE	DRIVE (Plays/Yards/Time)	QTR	CLOCK TIME	Visitor	Home
CAR	Gano 52 field goal		1	6:58	3	0
MIA	Wallace 53 pass from Tannehill (Sturgis kick)	3/77/1:19	1	5:39	3	7
MIA	Sturgis 32 field goal	5/65/2:14	2	12:34	3	10
MIA	Sturgis 47 field goal	5/28/2:10	2	2:13	3	13
MIA	Sturgis 23 field goal	4/6/1:00	2	1:01	3	16
CAR	Gano 46 field goal	8/52/1:01	2	0:00	6	16
CAR	Newton 5 run (Gano kick)	14/83/6:52	3	8:08	13	16
CAR	Olsen 1 pass from Newton (Gano kick)	12/80/3:30	4	0:43	20	16

ATTENDANCE: 60,156

	TEAM STATISTICS	
	PANTHERS	MIAMI
First Downs/Total-Rush-Pass-Penalty	20/9-10-1	13/1-12-1
Third Down Efficiency	6-17/35	4-16/25
Total Yards-Plays-Average	295-69-4.3	332-62-5.4
Rushes-Yards-Average	136-29-4.7	52-17-3.1
Net Yards Passing-Sacked-Yards Lost	159-3-15	280-3-30
Passes Attempted-Completed-Intercepted	38-19-1	42-28-1
Punts/Number-Average	7-56.7	6-48.5
Penalties/Number-Yards	8-56	6-55
Fumbles/Number-Lost	0-0	0-0
Time of Possession	30:12	29:48

INDIVIDUAL STATISTICS

RUSHING

Carolina – Newton 8-51 1TD; Williams 10-31; Stewart 7-31; Tolbert 4-23
Miami – Tannehill 4-36; Miller 10-8; Thomas 10-8.

PASSING

Carolina – Newton 38-19, 174 yards, 1TD, 1INT.
Miami – Tannehill 42-28, 310 yards, 1TD, 1INT.

RECEIVING

Carolina – Smith 5-69; Olsen 5-34; Ginn 3-11; Lafell 2-36; Williams 2-16; Tolbert 1-5; Stewart 1-3.
Miami – Wallace 5-127 1TD; Hartline 5-78; Miller 4-39; Clay 4-27; Moore 2-20; Thomas 2-2; Sims 1-6; Egnew 1-5; Thigpen 1-4.

INTERCEPTIONS

Carolina – Thomas 1.
Miami – Carroll 1.

SACKS

Carolina – Addison 1; Davis 1; Edwards 1.
Miami – Vernon 2; Jordan 1.

MISSED FIELD GOALS

Carolina – Gano 35B.
Miami – Sturgis 53WL.



Dolphins fold late, lose to Carolina in game's final minute

November 24, 2013 | By Chris Perkins, Staff writer

MIAMI GARDENS—With 46 seconds left in Sunday's game at Sun Life Stadium, Carolina quarterback Cam Newton dropped back, spotted tight end Greg Olsen wide open in the end zone, and gently guided the one-yard game-winning pass his way, right over the flummoxed Dolphins' defense.

It was too easy.

In fact, you could say that about the entire second half of the Panthers' 20-16 come-from-behind victory over the Dolphins.

"We had a couple of opportunities on both sides of the ball," said quarterback Ryan Tannehill, whose team took a 16-13 lead into the fourth quarter. "We were a couple of plays from winning that game. We just have to be able to make those plays."

With the loss, the Dolphins (5-6) are locked in a six-way tie for the sixth and final playoff berth in the AFC along with Pittsburgh (5-6), Baltimore (5-6), San Diego (5-6), the New York Jets (5-6) and Tennessee (5-6). If the season were to end today, the Titans would earn the final spot in the playoffs.

Carolina (8-3), which has now won seven consecutive games, fought back to win Sunday. However, the Dolphins made it easier as the game wore on.

The Dolphins allowed Carolina a crucial field goal right before halftime that would come back to haunt them. The Dolphins also took an eight-yard loss on a sack that might have caused them to miss a 53-yard fourth-quarter field goal attempt, and dropped a probable touchdown pass on the game's final possession.

Look no further than Carolina's final drive to see how the Dolphins' gift-wrapped another victory for the Panthers. The Dolphins allowed the Panthers to march 80 yards in 12 plays, aided by 19-yard gain on a fourth-and-10, an eight-yard gain on a third-and-one, and a 15-yard gain on a third-and-two. Oh, yeah, Carolina also got a critical 15-yard boost on a late hit penalty by safety Reshad Jones against Newton that put them at the Dolphins' 29-yard line with 1:55 remaining.

The Dolphins had a chance to answer. They took over at their own 14-yard line with 38 seconds left. But wide receiver Mike Wallace, who had an otherwise solid game, dropped a sure touchdown pass, his 10th drop of the season, on the second-to-last play of the game. Wallace (five receptions, 127 yards, one touchdown) got turned around trying to locate the pass. The ball glanced off his hands near the goal line.

"The ball, when it came out of [Tannehill's] hand, it was kind of like going to the right, so I turned that way," he said. "The ball, it

started going back to the left, so I turned, that was to find the ball. I just didn't make the play."

Aside from that costly drop, the Dolphins only rushed for 52 yards, allowed Carolina to rush for 136 yards, and had a busted defensive formation in the second quarter that allowed Carolina to get a key field goal.

With the Panthers trailing, 16-3, they had the ball own their own 43-yard line with eight seconds left before halftime. The Dolphins dropped four defensive backs about 30 yards deep. But Newton wisely took the underneath route and hit wide receiver Brandon LaFell for a 29-yard gain. He went out of bounds with one second left, which allowed kicker Graham Gano to hit a 46-yard field goal as time expired to cut Carolina's deficit to 16-6.

Without that field goal the Panthers would have had a 17-16 lead late in the game and the Dolphins could have played for a game-winning field goal, not a game-winning touchdown.

The Dolphins, who have now lost six of their last nine games, maintain the on-going NFL investigation into the Richie Incognito-Jonathan Martin situation had nothing to do with Sunday's result. NFL special investigator Ted Wells was at the team's Davie practice facility all week interviewing players, coaches and staff in relation to harassment/bullying scandal.

"The guys were ready to play the game," coach Joe Philbin said. "I think that was evident."

Perhaps they just weren't ready to finish.

GAME NO. 12

DOLPHINS 23, JETS 3
December 1, 2013

Met Life Stadium
East Rutherford, NJ

Starting with the opening drive of the game, the Miami Dolphins made it clear today they were intent on controlling the tempo against the New York Jets, and they never let up in a convincing 23-3 win. Second-year quarterback Ryan Tannehill relied on an offensive line that welcomed back starting center Mike Pouncey to protect him all afternoon and he rewarded that group with an efficient performance through the air. He completed 28-of-43 passes for 331 yards, two touchdowns and one interception, with wide receivers Brian Hartline and Mike Wallace and tight end Charles Clay his chief targets, and he was only sacked once. Defensively, the Dolphins held New York to 177 total yards and suffocated the Jets' passing attack, chasing starter Geno Smith from the game after the first half. Defensive coordinator Kevin Coyle's unit didn't let up on Smith's replacement, Matt Simms, sacking him three times in the second half and picking off his late desperation pass in the fourth quarter to seal the deal. Veteran cornerback Brent Grimes came up with the interception in the end zone, his third of the season, and it was the third turnover of the day forced by the Miami defense, which finished with a total of four sacks. Rookie kicker Caleb Sturgis converted on 3-of-4 field goals from 19, 34 and 43 yards and Marcus Thigpen had a 50-

yard kickoff return among a number of other returns that set the offense up in good field position. Hartline led all receivers with nine catches for 127 yards and a 31-yard touchdown that broke open a 6-0 game early in the third quarter. Speedy wideout Mike Wallace added seven receptions for 82 yards, including a 28-yard scoring pass where he broke a tackle near the right sideline and waltzed into the end zone to make it a 20-3 ballgame. Clay caught seven passes for 80 yards, all in the first half. Defensive end Olivier Vernon remained hot with 3.0 sacks on the afternoon, giving him 10.5 for the season. He is only in his second season and has the most sacks on the team, ahead of Cam Wake's 6.5. Linebackers Dannelle Ellerbe, Philip Wheeler and Koa Misi all had solid performances, with Ellerbe intercepting Smith at the end of the first half to set up Sturgis' second field goal, Wheeler recovering a fumble and Misi picking up a sack. Miami's ground game was pretty efficient, gaining 126 yards on 35 carries. Lamar Miller led the way with 72 yards on 22 attempts and Tannehill added 23 yards on two rushes, including an 18-yard scramble. Rookie Mike Gillislee picked up 21 yards on six carries in his NFL debut for the Dolphins.

	<u>1</u>	<u>2</u>	<u>3</u>	<u>4</u>	<u>OT</u>	<u>FINAL</u>
MIAMI	--	0	6	14	3	23
NEW YORK JETS	--	0	0	3	0	3

TEAM	SCORE	DRIVE (Plays/Yards/Time)	QTR	CLOCK		SCORE	
				TIME	Visitor	Home	
MIA	Sturgis 34 field goal			7:38/0:51	2	0:44	3 0
MIA	Sturgis 43 field goal			4:19/0:17	2	0:05	6 0
MIA	Hartline 31 pass from Tannehill			2:48/0:26	3	9:42	13 0
NYJ	Folk 20 field goal			11:64/5:12	3	4:30	13 3
MIA	Wallace 28 pass from Tannehill (Sturgis kick)			6:56/3:28	3	1:02	20 3
MIA	Sturgis 18 field goal			11:60/6:15	4	5:59	23 3

ATTENDANCE: 76,957

TEAM STATISTICS		
	<u>MIAMI</u>	<u>NY JETS</u>
First Downs/Total-Rush-Pass-Penalty	25/5-20-0	10/4-6-0
Third Down Efficiency	7-16/44	2-12/17
Total Yards-Plays-Average	453-80-5.7	177-54-3.3
Rushes-Yards-Average	125-36-3.5	99-22-4.5
Net Yards Passing-Sacked-Yards Lost	328-1-3	78-4-30
Passes Attempted-Completed-Intercepted	43-28-1	28-13-2
Punts/Number-Average	3-42.7	7-45.1
Penalties/Number-Yards	3-28	4-25
Fumbles/Number-Lost	0-0	1-1
Time of Possession	38:52	21:08

INDIVIDUAL STATISTICS

RUSHING

Miami – Miller 22-72; Tannehill 3-22; Gillislee 6-21; Thigpen 4-10, Clay 1-0.
 NY Jets – Ivory 12-61; Powell 7-34; Simms 2-2; Smith 1-2.

PASSING

Miami – Tannehill 43-28, 331 yards, 2TD, 1INT.
 NY Jets – Simms 18-9, 79 yards, 1INT; Smith 10-4, 29 yards, 1INT.

RECEIVING

Miami – Hartline 9-127 1TD, Wallace 7-82 1TD; Clay 7-80; Matthews 2-21; Miller 1-13; Sims 1-8; Thigpen 1-0.
 NY Jets – Nelson 3-37; Winslow 3-26; Powell 3-25; Ivory 1-12; Cumberland 1-6; Hill 1-2; Salas 1-0.

INTERCEPTIONS

Miami – Ellerbe 1; Grimes 1.
 NY Jets – Cromartie 1.

SACKS

Miami – Vernon 3; Misi 1.
 NY Jets – Coples 1.

MISSED FIELD GOALS

Miami – Sturgis 41WR.
 NY Jets – None.

The Miami Herald

Miami Dolphins rout Jets to stay alive in playoff hunt

December 1, 2013 | By Adam Beasley, Staff writer

EAST RUTHERFORD, N.J. -- December, as Ryan Tannehill said Sunday with a poetic flourish, is when you either stand up or fall down.

Evidently, it's also a time when you stand up while shoving your rival's face in the mud.

The Dolphins did both Sunday, beginning the NFL's most honest month with their most complete performance of the season.

Miami forced three turnovers, got a 300-yard game out of Tannehill and roughed up the league's best run defense for 125 yards in a 23-3 manhandling of the New York Jets.

And it could have been far worse. The Dolphins left at least a touchdown — if not more — on the field in the first half.

But unlike recent weeks, when they blew big halftime leads late, the Dolphins dominated the game's final 30 minutes.

They outscored the hapless Jets 17-3 in the second half, with Tannehill stringing together enough big plays to make his defense's smothering performance stand up.

"We haven't been finishing this whole season," said defensive end Olivier Vernon, who added 2.5 more sacks to his team-leading tally. "That's one thing our coach has been stressing us to do. I feel like we got that job done today."

And by doing so, they kept pace with the Baltimore Ravens for the sixth and final playoff spot at 6-6. Six teams entered the week tied for the sixth seed, but the Ravens and Dolphins have now separated themselves, however slightly.

The Dolphins, however, do not control their own playoff fate, even if they win out. They need at least one more loss from Baltimore, because the Ravens own the head-to-head tiebreaker.

They can, however, all but eliminate the rest of the field. The Jets' hopes are essentially gone now, and the Steelers' will be too if Miami can win in Pittsburgh next week.

"We want to play meaningful games late in December," said receiver Brian Hartline. "This league's about winning championships, but you've got to put yourselves in position to even contend for them. We want to stay in contention for the playoffs."

They have. In the meantime, the Dolphins can feel good about putting together a spectacular 60 minutes against their most bitter foe.

Name a statistics, and Miami dominated it.

Yards? The Dolphins had a whopping 453-177 edge. First downs? 25-10 Dolphins.

Turnovers? Three forced by Miami, and only one surrendered.

Time of possession? An impressive 17-minute advantage.

Nothing like a rivalry game to bring out your best.

Or, as in the case of the Jets, your worst.

Tannehill shook off an early interception to complete 28 of 43 passes for 331 yards and two touchdowns. His counterpart, Geno Smith, got pulled at halftime.

Hartline led all receivers with nine catches for 127 yards and a score. His second-half touchdown — on which he beat Antonio Cromartie on a slant and raced 31 yards to the end zone — was Miami's first score in four quarters.

"We just wanted to be aggressive in the passing game, regardless of who covered us," Hartline said.

They were. Tight end Charles Clay caught seven balls for 80 yards.

And Mike Wallace put together his second straight big game. Wallace had seven catches for 82 yards and touchdown in which he shoved Dee Milliner to the side and raced 28 yards to paradise.

Over the past two weeks, Wallace has 12 catches for 209 yards and two touchdowns. His swagger has resurfaced with his game.

"This is the time when you've got to be the best you can be," Wallace said. "It's December. I've had enough time to get adjusted. It's the time for me to be the player I know I am, no matter [what]. Just block out everything and play football."

Wallace added: "I'm a great player, I know that. It's all that really matters. ... Let's call a spade a spade."

His defense played pretty great too. Vernon was a terror. Dannell Ellerbe and Brent Grimes had interceptions. Philip Wheeler recovered a fumble.

The Dolphins converted three turnovers into 10 points. They held the opposition out of the end zone for the first time all season.

And, thanks to a dominant second half, recorded their first win of the season by two or more scores.

"We kind of raised our level of play because we know what's at stake now," said cornerback Nolan Carroll. "We have the playoff mentality. We know every game's important every week."

"This is just another stepping stone to propel us into the playoffs."

Or, as Tannehill put it, it's time to stand up.

GAME NO. 13

DOLPHINS 34, STEELERS 28
December 8, 2013

Heinz Field
Pittsburgh, PA

Miami made key plays down the stretch in a 34-28 comeback win at the Pittsburgh Steelers. Tannehill's two favorite targets all season long – tight end Charles Clay and wide receiver Brian Hartline – made themselves at home at Heinz Field by combining for three touchdown catches, with Clay's 12-yard highlight reel reception with just under three minutes left in the game giving Miami the lead for the last time. Tannehill ended up completing 20-of-33 passes for 201 yards, three touchdowns and one interception. Running back Daniel Thomas, returning from a severe ankle injury that almost ended his season, set up Clay's heroics with a 55-yard run that was the longest of the season by any Miami player. Two plays later, Clay caught the pass from Tannehill in the right flat, fought free of one tackle, broke another tackle by Troy Polamalu and somehow managed to keep his balance and trot into the end zone to give the Dolphins a 31-28 lead. Miami's defense responded with a tough stand on Pittsburgh's next possession and defensive end Olivier Vernon chased down

Steelers quarterback Ben Roethlisberger from behind on a 4th-and-10 and dragged him down two yards short of the first down. A personal foul penalty on Pittsburgh set up Tannehill and the offense at their 9 and after chewing up some clock, rookie kicker Caleb Sturgis drilled a 27-yard field goal to force Roethlisberger to have to go for a touchdown in the closing minute plus and no timeouts. Thomas led all rushers with 105 yards and a touchdown on 16 carries and became the primary ball carrier after Lamar Miller left the game with a concussion. Clay caught seven passes for 98 yards and the two scores to lead all receivers, including a 40-yarder in the first half and Hartline caught five passes for 51 yards and an 18-yard touchdown. Defensively, the Dolphins sacked Roethlisberger three times, with Cam Wake setting up his team's first touchdown by forcing a Roethlisberger fumble that was recovered by Randy Starks at the Pittsburgh 31. He and Olivier Vernon combined on a sack late in the game and safety Jimmy Wilson blocked a punt in the first half.

		<u>1</u>	<u>2</u>	<u>3</u>	<u>4</u>	<u>OT</u>		<u>FINAL</u>
MIAMI	--	3	7	14	10	-	--	34
PITTSBURGH	--	7	0	14	7	-	--	28

TEAM	SCORE	DRIVE (Plays/Yards/Time)	QTR	CLOCK	TIME	Visitor	Home
PIT	Sanders 5 pass from Roethlisberger (Suisham kick)	12/74/7:05	1	4:20	0	7	
MIA	Sturgis 30 field goal	8/64/3:40	1	0:40	3	7	
MIA	Clay 6 pass from Tannehill (Sturgis kick)	5/31/2:29	2	8:15	10	7	
MIA	Thomas 4 run (Sturgis kick)	9/80/4:10	3	10:50	17	7	
PIT	Brown 43 pass from Roethlisberger (Suisham kick)	4/8/1:52	3	8:58	17	14	
PIT	Polamula 19 interception (Suisham kick)		3	8:05	17	21	
MIA	Hartline 4 pass from Tannehill (Sturgis kick)	7/71/3:13	3	4:52	24	21	
PIT	Cotchery 16 pass from Roethlisberger (Suisham kick)	11/78/4:56	4	14:56	24	28	
MIA	Clay 12 pass from Tannehill (Sturgis kick)	4/80/1:38	4	2:53	31	28	
MIA	Sturgis 27 field goal	4/0/1:15	4	1:15	34	28	

ATTENDANCE: 52,489

	TEAM STATISTICS	
	MIAMI	STEELERS
First Downs/Total-Rush-Pass-Penalty	18/5-12-1	16/4-12-0
Third Down Efficiency	6-14/43	8-17/47
Total Yards-Plays-Average	360-60-6.0	412-63-6.5
Rushes-Yards-Average	181-24-7.5	84-21-4.0
Net Yards Passing-Sacked-Yards Lost	179-3-21	328-3-21
Passes Attempted-Completed-Intercepted	33-20-1	39-23-0
Punts/Number-Average	5-46.4	6-39.2
Penalties/Number-Yards	5-36	9-63
Fumbles/Number-Lost	2-0	1-1
Time of Possession	28:55	31:05

INDIVIDUAL STATISTICS

RUSHING

Miami – Thomas 16-105 1TD; Tannehill 2-56; Miller 6-20.
Pittsburgh – Bell 15-61; Dwyer 3-8; Roethlisberger 1-8; Jones 2-7.

PASSING

Miami – Tannehill 33-20, 200 yards, 3TDs, 1INT.
Pittsburgh – Roethlisberger 39-23, 349 yards, 3TDs.

RECEIVING

Miami – Clay 7-97 2TDs, Hartline 5-51, Wallace 2-19; Miller 2-13; Sims 1-; Matthews 1-5; Thomas 1-4; Thigpen 1-4.
Pittsburgh – Brown 5-137 1TD; Cotchery 5-62 1TD; Bell 5-28; Sanders 4-57; Miller 3-56; Johnson 1-9; Wheaton 1-0.

INTERCEPTIONS

Miami – None.
Pittsburgh – Polamula 1.

SACKS

Miami – Starks 1; Vernon 1; Wake 1.
Pittsburgh – Heyward 1; Worlds 2.

MISSED FIELD GOALS

Miami – Sturgis 52SH.
Pittsburgh – None.



Miami Dolphins shrug off snow and Steelers in 34-28 victory

December 8, 2013 | By Chris Perkins, Staff writer

PITTSBURGH — All of a sudden, the Dolphins are starting to look good in the AFC playoff picture.

Badly in need of a victory, the Dolphins went to Pittsburgh on a cold, snowy Sunday (the temperature was 25 degrees at kickoff) and delivered their best performance of the season in a 34-28 victory at Heinz Field.

The Dolphins (7-6), who posted their highest point total of the season against the Steelers, are still behind Baltimore (7-6) for the final AFC wild-card berth. Baltimore recorded a wild 29-26 victory over Minnesota on Sunday by scoring with four seconds left. The Ravens hold a tiebreaker advantage over the Dolphins by virtue of their 26-23 victory in October.

But right now it's all about the surging Dolphins, who defeated the New York Jets, 23-3, last week, and have won back-to-back road games in December for the first time since 2008. It appears they're peaking at the right time. The Dolphins, who rushed for a season-best 181 yards Sunday, have won three of their last four games, and four of their last six.

"You'd like to think every week you get better," defensive tackle Jared Odrick said, "and if that means peaking, yeah, sure."

The Dolphins, spurred by one of quarterback Ryan Tannehill's best games of the season (20-for-33 passing, 200 yards, three touchdowns, one interception), took a 10-7 halftime lead.

Pittsburgh (5-8) went ahead, 21-17, on a 43-yard touchdown pass to wide receiver Andre Brown and a 19-yard interception return for a touchdown by safety Troy Polamalu.

The Dolphins regained the lead at 24-21 on Brian Hartline's 4-yard touchdown reception but Pittsburgh got on top again at 28-24 when quarterback Ben Roethlisberger hit Jerricho Cotchery on a 16-yard touchdown pass.

"Things could have caved from there," Dolphins coach Joe Philbin said.

But they didn't. The Dolphins found a new set of heroes in running back Daniel Thomas and tight end Charles Clay. Thomas rushed for 105 yards and a touchdown on 16 carries while relieving Lamar Miller, who left the game in the third quarter with a concussion. Clay had seven receptions for 97 yards and two touchdowns.

Thomas' 55-yard run in the fourth quarter was a big key to the victory. The third-year back started left and then cut back to the middle of the field and almost scored. Two plays later Clay, who exploited mismatches Sunday the way he's done it all season,

scored on a 12-yard touchdown reception, breaking two tackles on his way to the end zone, to give the Dolphins a 31-28 lead.

The Dolphins tacked on another field goal for a 34-28 lead. That's when things got interesting.

The Steelers, on their own 26-yard line, got down to the game's final play, and almost pulled off what would have been one of the most miraculous endings in NFL history.

Roethlisberger (23-for-39 passing, 349 yards, three touchdowns, no interceptions) passed to wide receiver Emmanuel Sanders. He pitched the ball to Cotchery, who then pitched the ball to running back LeVeon Bell. But things still didn't seem serious. The Steelers were only at their 43-yard line.

Bell pitched the ball to right tackle Marcus Gilbert, and he pitched it to Roethlisberger at the Steelers' 33-yard line. But when Roethlisberger pitched the ball to Brown, things got serious.

Brown hit the left sideline and scampered 55 yards before running out of bounds at the Dolphins' 12-yard line. If Brown didn't barely step out of bounds he would have scored and Pittsburgh would have won a stunner.

Philbin had one thought going through his mind as he watched Brown make his way down the field.

"Please step out of bounds," he said.

The Dolphins, on the verge of their second three-game winning streak this season, host New England next week in another game crucial to their playoff hopes.

"We have a do-or-die mentality," Thomas said, "and we need to keep doing that next week."

GAME NO. 14

DOLPHINS 24, PATRIOTS 20
December 15, 2013

Sun Life Stadium
Miami Gardens, FL

Somehow, somehow the Miami Dolphins figured out how to do something against the New England Patriots that the New Orleans Saints and Denver Broncos couldn't – prevent them from pulling out a last-minute win. Quarterback Ryan Tannehill outdueled future Hall-of-Famer Tom Brady in a 24-20 victory at Sun Life Stadium, hitting Marcus Thigpen with a 14-yard touchdown pass with 1:15 remaining. Cornerback Michael Thomas, who was signed off of San Francisco's practice squad earlier in the week, intercepted Brady in the end zone with two seconds left on a 4th-and-5 to seal the win. For the Miami players on offense, the coaching staff and the fans and the stands those last 75 seconds seemed like an eternity, especially since Brady was coming off yet another fourth quarter comeback. Wide receiver Mike Wallace doesn't feel quite as young as he used to. The Dolphins improved to 8-6 on the season and have one five of their last seven games to stay alive for the sixth and final playoff spot in the AFC and for the AFC East crown. Tannehill completed 25-of-37 passes for 312 yards, three touchdowns and no interceptions and Wallace caught six passes for 105 yards and a 39-yard touchdown pass

at the end of the first half. Cameron Wake sacked Brady once late and hit him a number of other times to throw him off his game a bit and Thomas led a group of reserve defensive backs including rookie cornerback Will Davis that were called into action due to injuries to starting cornerbacks Brent Grimes and Nolan Carroll. It was the latest example of how the Dolphins have had to test the depth of their roster. Unlike the first meeting between these two teams back on October 27th in Foxboro, Mass., when Miami jumped ahead 17-3 only to surrender 24 unanswered points, it was New England blowing the big lead. Brady put his team ahead 10-0 late in the first half before watching the Dolphins score unanswered points to take a 17-10 lead on the first play of the fourth quarter on a 2-yard scoring pass to Daniel Thomas. But like Brady and the Patriots have done all season starting with that comeback win over Miami, they flipped the scoreboard again by scoring the next 10 points to hold a 20-17 lead with just over four minutes left. Brady kept taking hit after hit from Cameron Wake and his defensive teammates, including linebacker Koa Misi on a blitz on that final drive.

		<u>1</u>	<u>2</u>	<u>3</u>	<u>4</u>	<u>OT</u>		<u>FINAL</u>
NEW ENGLAND	--	3	7	0	10	-	--	20
MIAMI	--	0	7	3	14	-	--	24

TEAM	SCORE	DRIVE (Plays/Yards/Time)	QTR	CLOCK		SCORE	
				TIME	Visitor	Home	
NE	Gostkowski 22 field goal		1	3:53	3	0	
NE	Hoomanawanui 13 field goal (Gostkowski kick)		2	1:38	10	0	
MIA	Wallace 39 pass from Tannehill (Sturgis kick)		2	0:32	10	7	
MIA	Sturgis 32 field goal		3	7:31	10	10	
MIA	Thomas 2 pass from Tannehill (Sturgis kick)		4	14:54	10	17	
NE	Gostkowski 23 field goal		4	7:45	13	17	
NE	Edelman 24 pass from Brady (Gostkowski kick)		4	4:07	20	17	
MIA	Thigpen 14 pass from Tannehill (Sturgis kick)		4	1:15	20	24	

ATTENDANCE: 71,863

TEAM STATISTICS		
	<u>PATRIOTS</u>	<u>MIAMI</u>
First Downs/Total-Rush-Pass-Penalty	29/9-19-1	20/3-16-1
Third Down Efficiency	9-17/53	4-11/36
Total Yards-Plays-Average	453-78-5.8	378-64-5.9
Rushes-Yards-Average	96-22-4.4	89-23-3.9
Net Yards Passing-Sacked-Yards Lost	357-1-7	289-4-23
Passes Attempted-Completed-Intercepted	55-34-1	37-25-0
Punts/Number-Average	3-48.7	4-47.3
Penalties/Number-Yards	1-2	4-21
Fumbles/Number-Lost	0-0	2-1
Time of Possession	31:21	28:39

INDIVIDUAL STATISTICS

RUSHING

New England – **Blount** 11-47; **Ridley** 8-34; **Vereen** 2-13; **Develin** 1-2.
 Miami – **Miller** 15-61; **Thomas** 5-16; **Wallace** 1-13; **Fields** 1-0; **Tannehill** 1-0.

PASSING

New England – **Brady** 55-34, 364 yards, 11NT.
 Miami – **Tannehill** 37-25, 312 yards, 3TDs.

RECEIVING

New England – **Edelman** 13-139 1TD, **Amendola** 10-131, **Boyce** 4-42; **Vereen** 3-8; **Collie** 2-25; **Hoomanawanui** 1-13; **Blount** 1-6.
 Miami – **Wallace** 6-105 1TD; **Hartline** 5-70; **Matthews** 5-64; **Egnew** 2-25; **Thigpen** 2-23 1TD; **Moore** 1-11; **Clay** 1-6; **Sims** 1-6; **D. Thomas** 1-2 1TD; **Miller** 1-0.

INTERCEPTIONS

New England – None.
 Miami – **M. Thomas** 1.

SACKS

New England – **Arrington** 1; **Jones** 1; **Siliga** 1; **Vellano** 1.
 Miami – **Wake** 1.

MISSED FIELD GOALS

New England – **Gostkowski** 48WL.
 Miami – None.

The Miami Herald

Miami Dolphins survive comeback attempt, defeat New England Patriots

December 15, 2013 | By Adam Beasley, Staff writer

Few have shattered Dolphins dreams like Tom Brady and the Patriots. But this time, the tears came from unbridled joy.

"Oh my god, who wouldn't [cry]?" asked Michael Thomas, his eyes still moist. "Words can't explain it."

Let's try: Thomas — the guy most Dolphins players and fans had never heard of this time last week — made the team's play of the year Sunday.

Bawl on.

Thomas, a reserve defensive back thrust into action after an avalanche of injuries, intercepted Brady in the end zone Sunday, sealing the Dolphins' pulsating 24-20 victory over the Patriots.

With the victory, the Dolphins improved to 8-6 and kept the pressure on the Baltimore Ravens for the AFC's sixth and final playoff spot.

The Ravens (7-6) play the Lions on Monday night, and a loss by either Baltimore or the Bengals at Pittsburgh in Sunday's late game would give Miami control of its postseason destiny entering Week 16.

Either way, the Dolphins are playing their best football at the most important time. They've won four of five games and will be favored in their final two — next week in Buffalo and then in the finale against the New York Jets.

But just like their wild win over the Steelers the week before, this one was far from easy. They needed contributions from a rookie corner and a safety who is still a stranger in his own locker room.

Thomas and Will Davis had played a grand total of 13 NFL snaps — combined — entering Sunday's game.

But injuries to starting corners Brent Grimes (who injured his groin, but should be fine) and Nolan Carroll (knee) forced both into action late in the game.

The Patriots, down four points with 1:15 to play, needed 80 yards on their final drive to win. In other words, they were right in Brady's wheelhouse.

"He's going to exploit any team's weakness," Thomas said. "If he sees a new guy or a guy went down, the next guy up, he's going to see where they're at. And I knew that I had a chance if I got in, he was going to do that to me."

He did so twice in New England's final five plays. Thomas — claimed by the Dolphins off San Francisco's practice squad Tuesday after both Dimitri Patterson and R.J. Stanford went on injured reserve — passed both tests.

First, Thomas ripped the ball out of Danny Amendola's hands in the end zone.

Then, on fourth-and-5 from Miami's 14, he read Brady's eyes and drifted back from the slot corner position to make the game-clinching pick.

After that? Bedlam. Dolphins players swarmed their new teammate, who had never played in an NFL game before Sunday. Then, the tears came streaming down Thomas' face.

"A lot of people are going to try to put their own term to it," Thomas said. "'Lucky,' you know, 'beastly.' But I used the term 'blessed.'"

Dolphins coach Joe Philbin must feel the same way. Usually, teams down to their third-string defensive back have no chance against Brady — particularly one who barely knows the calls.

But Thomas got special attention from assistants Lou Anarumo and Blue Adams throughout the week.

And yet, Thomas said the first time he worked with the Dolphins' starting defense was during the game. All of his snaps in practice last week came on the scout team.

"I don't know him that well," Philbin said. "When you meet the guy, you like him. He's a bright guy. He picks stuff up and when we needed him, he contributed."

If not for Thomas' heroics, the Dolphins defense might have again had to answer for yet another blown lead.

Ryan Tannehill, who outdueled Brady on this day, did more than enough to win. He had 312 passing yards and three touchdowns Sunday — the last coming on a 14-yard strike to Marcus Thigpen.

But the score came too soon.

Brady had plenty of time to rise from the dead again.

The range of emotions from the Dolphins' sideline, which has seen five blown second-half leads this year?

Receiver Mike Wallace, who had 105 yards and a touchdown on six catches: "Honestly, I might die two years earlier after that."

Tannehill: "That was the longest 75 seconds of my life."

And offensive tackle Bryant McKinnie: "It was torture. The last two weeks have been like that. We were sitting there, and we didn't want to look, then you do want to look. It's too much. We have to get some games that aren't so close."

The Dolphins had no margin for error on Sunday, however, because the offense was so bad early. They went scoreless for the game's first 29 minutes 28 seconds. Miami managed just 112 yards and no points through their first four possessions.

Then, Tannehill got hot. Not surprisingly, it was in a hurry-up situation.

Late in the first half, Tannehill directed an eight-play scoring drive that covered 82 yards in just 66 seconds. Wallace did the heavy lifting.

He caught a post pass, broke a tackle and then raced 39 yards to the end zone to cut the lead to 10-7 at intermission.

The Dolphins would then score on their next two drives to take the lead, but New England, not surprisingly, wouldn't go away.

Brady, who was 34 of 55 passing for 364 yards and two scores, was lights out for most of the second half. Amendola and Julian Edelman had 270 yards on 23 catches between them.

And when Brady connected with Edelman on a 24-yard touchdown pass with just over four minutes to play, it appeared he had foiled the Dolphins for an eighth straight time.

Tannehill and Thomas, however, had other ideas.

GAME NO. 15

BILLS 19, DOLPHINS 0
December 22, 2013

Ralph Wilson Stadium
Buffalo, NY

An emotionally charged Buffalo Bills team put a damper on the Miami Dolphins' playoff push with a 19-0 victory in the freezing rain at Ralph Wilson Stadium. The Dolphins' postseason hopes now hinge on the outcome of the two late games today between Baltimore and New England and San Diego and Oakland. They close out the regular season next Sunday at Sun Life Stadium against the New York Jets looking at 8-7 to finish with a winning record. Buffalo's fearsome pass rush proved to be the difference again as Dolphins quarterback Ryan Tannehill was sacked seven times and knocked out of the game for a series in the fourth quarter with a leg injury. He managed to come back in the game but could not deliver a comeback, finishing the day completing just 10-of-27 passes for 82 yards, as the Dolphins were shutout for the first time since losing at New England, 28-0, last December 30th. Backup quarterback Matt Moore temporarily ignited Miami with a 50-yard bomb

to wide receiver Brian Hartline on a 3rd-and-18 from his own end zone, but he was intercepted on the next play by Bills safety Jim Leonhard. That led to Dan Carpenter's third of four field goals to make it a two-touchdown lead at 16-0 and he finished off the scoring with a 26-yard field goal with 2:18 remaining. Buffalo's ground game also did in the Dolphins by gashing the front seven for 203 rushing yards on a bruising 51 carries, with Fred Jackson leading the way with 111 yards and a touchdown on 19 carries. C.J. Spiller added 77 yards on 20 carries and athletic quarterback Thad Lewis added 13 yards on eight carries. He also completed 15-of-25 passes for 193 yards and one interception. Dolphins punter Brandon Fields had to punt the ball 10 times and delivered a 74-yarder and a 67-yarder, with six of his kicks downed inside the Buffalo 20.

		<u>1</u>	<u>2</u>	<u>3</u>	<u>4</u>	<u>OT</u>		<u>FINAL</u>
MIAMI	--	0	0	0	0	-	--	0
BUFFALO	--	3	7	0	9	-	--	19

TEAM	SCORE	DRIVE (Plays/Yards/Time)	QTR	CLOCK		SCORE	
				TIME	Visitor	Home	
BUF	Carpenter 45 field goal	6/68/1:46	1	6:42	0	3	
BUF	Jackson 9 run (Carpenter kick)	9/57/4:47	2	13:18	0	10	
BUF	Carpenter 21 field goal	19/92/9:16	4	12:01	0	13	
BUF	Carpenter 22 field goal	7/44/3:48	4	6:43	0	16	
BUF	Carpenter 26 field goal	4/9/2:18	4	2:26	0	19	

ATTENDANCE: 52,489

	TEAM STATISTICS	
	<u>MIAMI</u>	<u>BILLS</u>
First Downs/Total-Rush-Pass-Penalty	6/2-4-0	18/9-8-1
Third Down Efficiency	2-14/14	7-19/37
Total Yards-Plays-Average	103-52-2.0	390-77-5.1
Rushes-Yards-Average	14-12-1.2	203-51-4.0
Net Yards Passing-Sacked-Yards Lost	89-7-46	187-1-6
Passes Attempted-Completed-Intercepted	33-12-2	25-15-1
Punts/Number-Average	10-50.1	6-36.3
Penalties/Number-Yards	6-37	4-31
Fumbles/Number-Lost	2-0	3-0
Time of Possession	23:29	36:31

INDIVIDUAL STATISTICS

RUSHING

Miami – **Miller** 3-8; **Dan, Thomas** 9-6.
Buffalo – **Jackson** 19-111 1TD; **Spiller** 20-77; **Lewis** 8-13; **Summers** 2-7; **Graham** 1(1-2); **Goodwin** 1(-3).

PASSING

Miami – **Tannehill** 27-10, 82 yards; **Matt Moore** 6-2, 53 yards 2INTs.
Buffalo – **Lewis** 25-15, 193 yards, 1TD.

RECEIVING

Miami – **Wallace** 4-38; **Clay** 4-32; **Hartline** 2-53; **Matthews** 1-9; **Dan, Thomas** 1-3.
Buffalo – **Woods** 3-70; **Spiller** 3-26; **Chandler** 2-31; **Graham** 2-27; **Hogan** 2-8; **Jackson** 2-7; **Smith** 1-24; .

INTERCEPTIONS

Miami – **Carroll** 1.
Buffalo – **Leonhard** 1; **McKelvin** 1.

SACKS

Miami – **Carroll** 1.
Buffalo – **Robey** 2; **K. Williams** 2; **Hughes** 1; **Searcy** 1; **M. Williams** 1.

MISSED FIELD GOALS

Miami – None.
Buffalo – None.

Dolphins blow golden opportunity with 19-0 loss at Buffalo

December 22, 2013 | By Chris Perkins, Staff writer

ORCHARD PARK, N.Y. — The Dolphins had one mission when they went to a Buffalo franchise preparing for another losing season — get a victory to control their playoff destiny. Instead, the Bills harassed Dolphins quarterback Ryan Tannehill, sacking him a season-high seven times and held the Dolphins offense to 103 total yards of offense in getting the 19-0 victory.

The Dolphins had their best playoff opportunity in five years Sunday... and they blew it. Now, making the playoffs for the first time since 2008 becomes a waiting game.

The bad news for the Dolphins, who currently hold the sixth and final AFC playoff spot, is they no longer control their own playoff future.

The Dolphins (8-7) are currently tied with Baltimore (8-7) and San Diego (8-7) for the sixth and final AFC wildcard berth.

If all three teams win next week — the Dolphins over the New York Jets, the Ravens over Cincinnati, and the Chargers over Kansas City — the Dolphins get the playoff berth by virtue of the tiebreaker, which is their 8-4 AFC record. Baltimore would be 7-5 and San Diego would be 6-6.

If the Dolphins and Ravens win and San Diego lose, the Ravens get the final berth by virtue of beating the Dolphins 26-23 earlier in the season. And in what could be a wild scenario, the Dolphins could also be involved in a four- or five-team scenario with Pittsburgh and the New York Jets, but the Dolphins wouldn't win either of those.

The Dolphins can't get in if they lose Sunday at home against the Jets. On Sunday, the Bills (6-9), an inferior team with inferior talent, pounded the Dolphins at Ralph Wilson Stadium in what has to be considered the most humiliating and frustrating loss in the coach Joe Philbin era.

"(We) picked a helluva day to kind of go out and lay an egg," defensive end Cam Wake said.

The Dolphins, who entered Sunday's game on a three-game winning streak and as one of the feel-good stories of the NFL season after overcoming a four-game losing streak as well as the Jonathan Martin-Richie Incognito scandal. All they needed to do was win their final two games — Sunday at Buffalo and next week against the Jets — to secure an AFC wildcard berth and they couldn't do it.

"In every aspect of the game we failed to step up," said Tannehill, who had one of the worst games in his career by going 10-for-27 passing for 82 yards, no touchdowns and no interceptions.

Tannehill was briefly knocked out of the game with a left knee injury. He later returned and after the game said he'd be OK to play against the Jets. The lowly Bills, using a lineup that included backup quarterback Thad Lewis and didn't include leading receiver Stevie Johnson, manhandled the Dolphins. By the way, this was the second time Lewis, who was making his fourth career start, beat the Dolphins this season. He was under center for the Bills' 23-21 victory over the Dolphins in October.

As for the rest of the team, Buffalo outgained the Dolphins, 390-103. The Bills outrushed the Dolphins, 203-14. The Bills had 18 first downs compared to six for the Dolphins.

Want more ways the Dolphins were dominated?

The Dolphins took one snap in Buffalo territory in the second half, and that resulted in an interception thrown by backup quarterback Matt Moore.

And the Dolphins were 2-for-14 on third-down conversions, a total Tannehill rightfully called "horrendous."

"It wasn't our best day on offense," Philbin said.

The Dolphins still aren't assured of their first winning season since 2008. To accomplish that, they have to defeat the Jets next week. And to make the playoffs they have to defeat the Jets. And it's all because they blew a great opportunity on Sunday.

"Everybody knew how important this was," safety Jimmy Wilson said, "and we just didn't do what we were supposed to do."

GAME NO. 16

JETS 20, DOLPHINS 7
December 29, 2013

Sun Life Stadium
Miami Gardens, FL

Two year ago the Miami Dolphins succeeded in knocking the New York Jets out of the playoffs in the final game of the season at Sun Life Stadium, but the tables were turned on the same field. New York pulled out a 20-7 victory on an overcast South Florida day to stop Miami's run to the postseason, riding the arm and legs of rookie quarterback Geno Smith. With the loss the Dolphins finished at 8-8, one game better than last season, but were left to wonder about what might have been after losing their last two games. The Dolphins actually led early in the game on the strength of second-year quarterback Ryan Tannehill's 5-yard scoring pass to Wallace. That capped off the longest scoring drive of the season of the offense, one that covered 89 yards on 14 plays in 6:56 and included a 25-yard pass to Brian Hartline to put him over 1,000 receiving yards for the second straight season. But Smith answered after the two teams exchanged punts with an efficient drive of his own, taking the Jets 71 yards on 10 plays in 5:21. Big defensive lineman Sheldon Richardson capped it off

with a 1-yard touchdown run and then Smith ended the half with an 11-play, 70-yard drive, running the last seven yards himself into the end zone to give the Jets a 14-7 lead at the half. Three second-half interceptions by Tannehill and a physical running game employed by the Jets did Miami in down the stretch, with a trick play mixed in. Running back Bilal Powell's 30-yard pass to David Nelson out of the Wildcat set up Nick Folk's 34-yard field goal that made it a 10-point lead and then Ed Reed's interception off a deflection set up Folk's second field goal to close out the scoring. His final interception was to Milliner with a little over a minute left. Tannehill ended up competing 20-of-40 passes for 204 yards, one touchdown and three interceptions and his leading receiver in terms of catches was Wallace with five for 25 yards and in terms of yards it was Rishard Matthews with four catches for 58 yards. Second-year running back Lamar Miller finished with 73 yards on 17 carries to lead the team in that category.

		<u>1</u>	<u>2</u>	<u>3</u>	<u>4</u>	<u>OT</u>		<u>FINAL</u>
NEW YORK JETS	--	0	14	0	6	-	--	20
MIAMI	--	0	7	0	0	-	--	7

TEAM	SCORE	DRIVE (Plays/Yards/Time)	QTR	CLOCK	TIME	Visitor	Home
MIA	Wallace 5 pass from Tannehill	14/89/6:56	2	11:51		0	7
NYJ	Richardson 1 run (Folk kick)	10/71/5:21	2	3:20		7	7
NYJ	Smith 7 run (Folk kick)	11/80/2:18	2	0:03		14	7
NYJ	Folk 35 field goal	9/63/5:00	4	4:18		17	7
NYJ	Folk 26 field goal	4/5/1:00	4	2:59		20	7

ATTENDANCE: 70,296

TEAM STATISTICS		
	<u>NYJ JETS</u>	<u>BILLS</u>
First Downs/Total-Rush-Pass-Penalty	22/10-10-2	18/2-15-1
Third Down Efficiency	6-15/40	6-13/46
Total Yards-Plays-Average	374-70-5.3	296-62-4.8
Rushes-Yards-Average	154-42-3.7	92-22-4.2
Net Yards Passing-Sacked-Yards Lost	220-0-0	204-0-0
Passes Attempted-Completed-Intercepted	28-18-0	40-20-3
Punts/Number-Average	5-42.0	5-48.8
Penalties/Number-Yards	5-36	5-38
Fumbles/Number-Lost	0-0	0-0
Time of Possession	32:24	27:36

INDIVIDUAL STATISTICS

RUSHING

NY Jets – Powell 21-76; Smith 10-44, 1TD; Ivory 5-19; Bohanon 2-12; Richardson 2-2, 1TD; Kerley 1-1; Green 1-0.
Miami – Miller 17-73; Tannehill 2-19; Dan. Thomas 2-0; Clay 1-0.

PASSING

NY Jets – Smith 27-17, 190 yards; Powell 1-1, 30 yards.
Miami – Tannehill 40-20, 204 yards, 1TD, 3 INTs.

RECEIVING

NY Jets – Nelson 5-66; Kerley 5-40; Holmes 3-41; Winslow 1-34; Cumberland 1-30; Sudfeld 1-7; Salas 1-6; Powell 1(-4).
Miami – Wallace 5-25; Matthews 4-58; Clay 4-43; Mar. Moore 3-25; Hartline 2-38; Thigpen 1-11; Miller 1-4.

INTERCEPTIONS

NY Jets – Milliner 2; Reed 1.
Miami – None.

SACKS

NY Jets – None.
Miami – None.

MISSED FIELD GOALS

NY Jets – None.
Miami – None.

The Miami Herald

Miami Dolphins have playoff hopes shot down by New York Jets

December 29, 2013 | By Adam Beasley, Staff writer

In a funereal Dolphins locker room late Sunday afternoon, with yet another season ruined, players time and again referred to this team, this season, this franchise, as “average.”

Perhaps that’s being kind.

Average teams score more than 7 points in the year’s final 8 quarters. Average doesn’t turn the ball over three times in a must-win situation.

Average doesn’t lose to the Bills and Jets in eight days.

No, the Dolphins were most definitely below-average Sunday, falling 20-7 to the hated Jets, a limited offensive team with absolutely nothing at stake.

This is how the Dolphins’ 2013 season ended:

With Geno Smith outplaying Ryan Tannehill, with Miami’s defense helpless against the Jets’ running game, and with Brian Hartline out with a seemingly significant knee injury.

It’s going to be a long offseason.

“Losing season,” said receiver Mike Wallace. “I look at this as a losing season. We did too much, we wake up too early, work too hard to be 8-8.”

Added defensive end Jared Odrick: “I’m at a loss for words right now. It’s tough to put these feelings in a bottle and call it something.”

Others, privately, were able to conjure up far saltier language to describe the team’s latest, and arguably worst, late-season collapse.

Without doubt, changes are coming, and probably coming soon. That’s what happens after five years out of the playoffs, and for the first time in franchise history, five years without a winning season.

Stephen Ross stood on the Dolphins’ sideline late in the game Sunday, far from Miami’s bench, surveying the carnage. He spent tens of millions of dollars in free agency and demanded improvement. All he got was one more win than the year before.

“The head coach is responsible for the results,” Dolphins coach Joe Philbin said. “I have to start with myself. We didn’t play well enough to win and earn a spot in the playoffs. You never back into a great achievement. We didn’t earn it, and we’re not going.”

There’s a sense that Dolphins offensive coordinator Mike Sherman will be the fall guy. Some in the Dolphins’ locker room believe that Sherman will and should be fired after leading an offense that averaged 19.8 points and 312.9 yards in a league that practically begs team to score.

The Dolphins, who would have made the playoffs if they had beaten the Jets because the Ravens lost in Cincinnati, managed just one touchdown in their final 25 drives of the season.

And that one scoring drive — which occurred in the first half of Sunday’s loss — came at a high cost. Hartline suffered what appeared to be a significant knee injury.

Hartline limped off the field and did not return. He’ll have an MRI in the coming days to determine the severity.

The catch did lead to a 5-yard touchdown pass from Tannehill and Mike Wallace, which gave the Dolphins their only lead of the game. It didn’t last the quarter.

The Jets would score the final 20 points of the day — touchdown runs by defensive tackle Sheldon Richardson (a la Refrigerator Perry) and Smith, along with a pair of field goals by Nick Folk.

Down a touchdown at the break, the Dolphins still believed they would come back and win. Instead, their final five drives ended like this: turnover on downs, interception, punt, interception, interception.

Tannehill managed just 204 yards on 40 attempts, and his season stats were, well, average.

He had a quarterback rating of 81.7 and now owns a career record of 15-17.

“We didn’t finish strong, plain and simple,” Tannehill said. “Obviously, none of us saw this coming.”

The only consolation: Tannehill survived the season — and a team-record 58 sacks — without catastrophic injury.

To solely blame the offense for this collapse, however, is only half the story.

The Dolphins’ run defense surrendered another 154 yards Sunday, upping the season-long total to 1,998. Miami allowed the Jets to rack up 22 first downs, including 6 on third down.

And the pass-rush, long believed to be the strength of the defense, managed just two sacks in the season’s final 12 quarters. Dion Jordan, who the Dolphins traded up to take with the third overall pick, had only two sacks the entire year.

On Sunday, facing a rookie quarterback and an average group of skill position players, the Dolphins played passively. Instead of bringing pressure every play, they had their corners play soft. And when the Dolphins did blitz, Smith threw right at the space the defender vacated.

Someone will need to answer for all of this. Perhaps it will be Jeff Ireland, the general manager who has been to the playoffs just once in his six seasons in town.

On Sunday afternoon, it was up to Philbin to take the arrows. Asked about his job security, he dodged.

“There’s a time and place for all that stuff,” Philbin said.

Like first thing Monday morning.