



NEW ENGLAND PATRIOTS 2012 SEASON IN REVIEW

2012 PATRIOTS RESULTS

REGULAR SEASON (12-4)

Sun., Sept. 9	at Tennessee	34-13	W
Sun., Sept. 16	Arizona	18-20	L
Sun., Sept. 23	at Baltimore	30-31	L
Sun., Sept. 30	at Buffalo	52-28	W
Sun., Oct. 7	Denver	31-21	W
Sun., Oct. 14	at Seattle	23-24	L
Sun., Oct. 21	N.Y. Jets	29-26(ot)	W
Sun., Oct. 28	at St. Louis#	45-7	W
Sun., Nov. 4	BYE WEEK		
Sun., Nov. 11	Buffalo	37-31	W
Sun., Nov. 18	Indianapolis	59-24	W
Thurs., Nov. 22	at N.Y. Jets	49-19	W
Sun., Dec. 2	at Miami	23-16	W
Mon., Dec. 10	Houston	42-14	W
Sun., Dec. 16	San Francisco	34-41	L
Sun., Dec. 23	at Jacksonville	23-16	W
Sun., Dec. 30	Miami	28-0	W

#Game played in London

AFC Playoffs (1-1)

Sun., Jan. 13	Houston	41-28	W
Sun., Jan. 20	Baltimore	13-28	L

AFC EAST FINAL STANDINGS

Team	W	L	T	Pct.	PF	PA
NEW ENGLAND	12	4	0	.750	557	331
Miami Dolphins	7	9	0	.438	288	317
New York Jets	6	10	0	.375	281	375
Buffalo Bills	6	10	0	.375	344	435

TALE OF THE TAPE

2012 Regular Season	New England
Record	12-4
Divisional Standings	1 st
Total Yards Gained	6,846
Total Offense (Rank)	427.9 (1)
Rush Offense	136.5 (7)
Pass Offense	291.4 (4)
Points Per Game	34.8 (1)
Total Yards Allowed	5,972
Total Defense	373.3 (25)
Rush Defense	101.9 (9)
Pass Defense	271.4 (29)
Points Allowed/Game	20.7 (9t)
Possession Avg.	30:41
Sacks Allowed/Yards Lost	27/182
Sacks Made/Yards	37/213
Passing TD/Int. (off.)	34/9
Passing TD/Int. (def.)	27/20
Total Touchdowns	67
Penalties Against/Yards	97/840
Punts/Avg.	61/42.4
Field Goals Made/Att.	29/35
Takeaway/Giveaway Ratio	+25 (1)

PATRIOTS MEDIA WEBSITE

The Patriots' media website, located at <http://media.patriots.com>, will be updated for registered users throughout the season with all the latest media information, schedules, rosters and press releases.

PATRIOTS CLINCH PLAYOFF SPOT FOR 14TH TIME IN KRAFT'S 19 YEARS OF OWNERSHIP

New England has now qualified for the playoffs 20 times in its 53-year history. The Patriots have earned 14 of those playoff berths in the 19 seasons since Robert Kraft purchased the team in 1994. New England has won 12 AFC East crowns under Kraft's leadership and 15 division crowns overall (14 AFC East Crowns). The Patriots and have qualified as a Wild Card team on four occasions (1998, 1994, 1985 and 1976). The Patriots also qualified for the playoffs in 1982 as part of a 16-team tournament following a players' strike.



PATRIOTS HAVE THE MOST 9+ WIN SEASONS SINCE 2001

The Patriots are the only team in the NFL to have recorded nine or more wins in each of the last 12 seasons.

MOST SEASONS OF 9+ WINS SINCE 2001

New England.....12
Indianapolis.....10
Baltimore.....9
Green Bay.....9
Pittsburgh.....9
Philadelphia.....8

PATRIOTS WIN 10+ FOR THE TENTH STRAIGHT YEAR

New England has reached at least 10 regular-season wins for the tenth consecutive season. San Francisco (16) is the only other team to accomplish the feat.

Team Years Consecutive Seasons with 10+ Wins

San Francisco	1983-1998	16
New England	2003-present	10

PATRIOTS EARN NUMBER TWO SEED IN AFC PLAYOFF FIELD

With the New England Patriots' 28-0 victory over Miami (12/30) in the season finale, a Houston loss and a Denver victory, the Patriots earned the number two seed in the AFC playoff field. The Patriots advanced to the Super Bowl in three of the five seasons (1978, 1996, 2001, 2004 and 2012) that they have earned the two seed, winning in two (2001 and 2004) of their three appearances.

PATRIOTS WILL PLAY AT BALTIMORE IN 2013

In 2013, the Patriots will play each of the other AFC East rivals twice and will play one game against each of the AFC North and NFC South teams. As the first-place team in the AFC East, the Patriots will play the first-place teams of the AFC South (Houston) and the AFC West (Denver).

HOME

Team	W	L	Pct.
Denver Broncos	13	3	.813
Pittsburgh Steelers	8	8	.500
New Orleans Saints	7	9	.438
Miami Dolphins	7	9	.438
TB Buccaneers	7	9	.438
New York Jets	6	10	.375
Buffalo Bills	6	10	.375
Cleveland Browns	5	11	.313

AWAY

Team	W	L	Pct.
Atlanta Falcons	13	3	.813
Houston Texans	12	4	.750
Baltimore Ravens	10	6	.625
Cincinnati Bengals	10	6	.625
Miami Dolphins	7	9	.438
Carolina Panthers	7	9	.438
New York Jets	6	10	.375
Buffalo Bills	5	11	.313

A LOOK AHEAD TO THE 2013 DRAFT

PATRIOTS 2013 DRAFT SELECTIONS

Round	How Acquired
1.....	Assigned Selection
2.....	Assigned Selection
3.....	Assigned Selection
4.....	Traded to Tampa Bay for CB Aqib Talib
5.....	Traded to Washington for DL Albert Haynesworth
6.....	Traded to Cincinnati along with a 2012 5 th round pick forWR Chad Ochocinco
7.....	Obtained from Tampa Bay in the CB Aqib Talib trade
7.....	Assigned Selection



ROBERT KRAFT NEWS & NOTES

Since Robert Kraft purchased the team in 1994, the Patriots have experienced one of the most dramatic turnarounds in the history of sports. Now in his 19th season of ownership, Kraft has transformed one of the league's least successful clubs into what many observers view as a model NFL franchise. In the five seasons immediately preceding his purchase (1989-93), the Patriots were a moribund team, winning just 19 of 80 games (.238 pct.) and recording the worst record in the NFL over that span. When he bought the franchise on Jan. 21, 1994, Kraft announced his intention to bring a championship to New England, a tall order considering the team's previous success rate. But under Kraft's leadership, the Patriots have won more division titles (12), conference crowns (6) and Super Bowl championships (3) than any other NFL team. The Patriots have made six Super Bowl appearances since Kraft purchased the team, a period during which no other NFL franchise has earned more than four berths. In Kraft's 19 seasons, the Patriots qualified for the playoffs 14 times, more than doubling the franchise's accomplishments during its first 34 seasons.



	Pre-Kraft 1960-93	1989-93	Kraft Era 1994-12
Overall Record	225-276-9	19-61	225-110
Winning Pct.	.450	.238	.672
Super Bowl Titles	0	0	3
Conference Titles	1	0	6
Division Titles	3	0	12
Playoff Seasons	6	0	14
Playoff Record	4-6	--	20-11
Home Playoff Games	1	0	17
Home Playoff Record	0-1	--	14-3

A CHAMPIONSHIP TRADITION

MULTIPLE LEAGUE CHAMPIONSHIPS SINCE 2001

Team	League	Titles
Los Angeles Lakers.....	NBA.....	4
New England Patriots.....	NFL.....	3
San Antonio Spurs.....	NBA.....	3

HIGHEST WINNING PERCENTAGE IN MAJOR PROFESSIONAL SPORTS SINCE 1994 (regular season)

Team	League	PCT
San Antonio Spurs.....	NBA.....	.683
New England Patriots.....	NFL.....	.674
Detroit Red Wings.....	NHL.....	.667
Los Angeles Lakers.....	NBA.....	.647
Green Bay Packers.....	NFL.....	.645
Pittsburgh Steelers.....	NFL.....	.633

205-GAME SELLOUT STREAK

In the early 1990s, the Patriots seemed destined for relocation until Robert Kraft's purchase of the team rejuvenated local interest. In 1991, the season ticket base was just 17,635, barely enough to support the club. Now, the season tickets are capped and more than 50,000 fans are on a season ticket waiting list. The Patriots have sold out 205 consecutive home games, including playoff and preseason games (dating back to the 1994 season opener).

SINCE ROBERT KRAFT PURCHASED THE TEAM IN 1994...

TOTAL VICTORIES SINCE 1994 (Regular Season)

New England Patriots.....	205
Green Bay Packers.....	196
Pittsburgh Steelers.....	192
Indianapolis Colts.....	183

TOTAL VICTORIES SINCE 1994 (Incl. Postseason)

New England Patriots.....	225
Green Bay Packers.....	212
Pittsburgh Steelers.....	209
Indianapolis Colts.....	194
Denver Broncos.....	187
Philadelphia Eagles.....	177

WINNING PERCENTAGE SINCE 1994 (Incl. Postseason)

Team	W	L	T	Pct.
New England Patriots.....	225	110	0	.672
Green Bay Packers.....	212	120	0	.639
Pittsburgh Steelers.....	209	121	1	.633
Indianapolis Colts.....	194	134	0	.591
Denver Broncos.....	187	133	0	.584
Philadelphia Eagles.....	177	147	2	.546
New York Giants.....	171	148	1	.536

SUPER BOWL CHAMPIONSHIPS SINCE 1994

New England Patriots.....	3
Green Bay.....	2
Pittsburgh Steelers.....	2
Denver Broncos.....	2
N.Y. Giants.....	2
7 Teams.....	1

CONFERENCE CHAMPIONSHIPS SINCE 1994

New England Patriots.....	6
Pittsburgh Steelers.....	4
Green Bay Packers.....	3
New York Giants.....	3
Denver Broncos.....	2
St. Louis Rams.....	2
Indianapolis Colts.....	2
San Francisco.....	2
13 Teams.....	1

DIVISION CHAMPIONSHIPS SINCE 1994

New England Patriots.....	12
Pittsburgh Steelers.....	10
Green Bay Packers.....	9
Indianapolis Colts.....	8

PLAYOFF VICTORIES SINCE 1994

New England Patriots.....	20
Pittsburgh Steelers.....	17
Green Bay Packers.....	16
Baltimore.....	13
Philadelphia Eagles.....	11
Indianapolis Colts.....	11

PLAYOFF GAMES PLAYED SINCE 1994

New England Patriots.....	31
Green Bay Packers.....	28
Pittsburgh Steelers.....	27
Indianapolis Colts.....	24
Philadelphia Eagles.....	22
Baltimore Ravens.....	20

PLAYOFF SEASONS SINCE 1994

New England Patriots.....	14
Green Bay Packers.....	14
Indianapolis Colts.....	14
Pittsburgh Steelers.....	12
Philadelphia Eagles.....	11
Minnesota Vikings.....	10
Baltimore Ravens.....	9
Dallas Cowboys.....	9
Denver Broncos.....	9
San Francisco 49ers.....	9

PLAYOFF WINNING PERCENTAGE SINCE 1994

Team	W	L	Pct.
Baltimore Ravens.....	13	7	.650
New England Patriots.....	20	11	.645
Pittsburgh Steelers.....	17	10	.630
New York Giants.....	10	6	.625
Arizona Cardinals.....	5	3	.625
New Orleans Saints.....	6	4	.600
Carolina Panthers.....	6	4	.600

MOST PRO BOWLERS DRAFTED SINCE 1994

Since Robert Kraft's purchase of the Patriots in 1994, the team has drafted more Pro Bowl players than any other NFL team.

Rank	Team	Players
1.	New England	20
2.	Green Bay	19
3.	Pittsburgh	18



PATRIOTS HOME DOMINANCE



Since the Patriots opened Gillette Stadium in 2002, they have celebrated more regular season and postseason wins than any other team in the NFL. The Patriots have the highest point differential at home, rank first in points scored and third in points allowed at Gillette Stadium.

REGULAR SEASON HOME RECORD SINCE 2002

Rank	Team	W	L	T	Pct.
1	New England	73	15	0	0.830
2	Baltimore	67	21	0	0.761
3	Indianapolis	66	22	0	0.750
4	Pittsburgh	63	24	1	0.722
5	Green Bay	62	26	0	0.705

HOME PLAYOFF RECORD SINCE 2002 (MIN. 5 GAMES)

Rank	Team	W	L	Pct
1	Seattle	5	1	0.833
2	New England	10	3	0.769
3	Pittsburgh	6	2	0.750
4	Indianapolis	6	3	0.667
5	Philadelphia	5	3	0.625

HOME RECORD SINCE 2002 (INCLUDING PLAYOFFS)

Rank	Team	W	L	T	Pct.
1	New England	83	18	0	0.822
2	Baltimore	69	23	0	0.750
3	Indianapolis	72	25	0	0.742
4	Pittsburgh	69	26	1	0.724
5	San Diego	60	33	0	0.645

HOME RECORD AFTER HALLOWEEN SINCE 2002 (INCLUDING PLAYOFFS)

Rank	Team	W	L	T	Pct.
1	New England	49	12	0	0.803
2	Indianapolis	47	16	0	0.746
3	Green Bay	41	14	0	0.745
4	Baltimore	40	15	0	0.727
5	San Diego	36	20	0	0.643

HOME RECORD VS. NFC SINCE 2002

Rank	Team	W	L	T	Pct.
1	Pittsburgh	19	2	1	0.886
2	Baltimore	20	3	0	0.864
3	New England	18	4	0	0.818
4	Indianapolis	16	6	0	0.727
5	Jacksonville	15	8	0	0.682

HOME RECORD VS DIVISIONAL OPPONENTS SINCE 2002

Rank	Team	W	L	T	Pct.
1	New England	28	5	0	0.848
2	Indianapolis	27	6	0	0.818
3	Green Bay	26	7	0	0.789
4	Seattle	25	8	0	0.758
5t	San Diego	23	10	0	0.697
5t	Pittsburgh	23	10	0	0.697
5t	Minnesota	23	10	0	0.697

POINT DIFFERENTIAL AT HOME SINCE 2002

Rank	Team	Point Differential
1	New England	924
2	Baltimore	772
3	Green Bay	749
4	Pittsburgh	668
5	San Diego	604

POINTS ALLOWED PER GAME AT HOME SINCE 2002

Rank	Team	Points Allowed
1	Baltimore	16.2
2	Pittsburgh	16.6
3	New England	17.1
4	Seattle	18.2
5	Green Bay	18.6

POINTS SCORED PER GAME AT HOME SINCE 2002

Rank	Team	Points Scored
1	New England	27.7
2	Green Bay	27.1
3	San Diego	27.0
4	New Orleans	26.2
5	Indianapolis	25.8



2012 SEASON RANKINGS

TEAM			
Total Net Yards	6,846	Team History	2 nd
Total Net Yards	6,846	NFL History	5 th
Points Scored	557	Team History	2 nd
Points Scored	557	NFL History	3 rd
Touchdowns Scored	67	Team History	2 nd
Touchdowns Scored	67	NFL History	t-4 th
First Downs	444	Team History	1 st
First Downs	444	NFL History	1 st
Passing First Downs	256	Team History	2 nd
Passing First Downs	256	NFL History	6 th
Rushing First Downs	151	Team History	2 nd
Net Passing Yards	4,662	Team History	3 rd
Fewest Fumbles	7	Team History	1 st
Fewest Interceptions	9	Team History	t-2 nd
Turnover Differential	+25	Team History	2 nd
Turnover Differential	+25	NFL in 2012	1 st

TOM BRADY			
Passing Yards	4,827	Team History	2 nd
Passing Yds/Game	301.7	NFL History	14 th
Passing Yds/Game	301.7	Team History	2 nd
Passing Yds in a Game	443	AFC in 2012	1 st
Longest Pass	83	AFC in 2012	1 st
Completions	401	Team History	t-1 st
Touchdown Passes	34	Team History	4 th

WES WELKER			
Receptions	118	Team History	3 rd
Receptions	118	NFL in 2012	2 nd
Receptions	118	AFC in 2012	1 st
Receiving Yards	1,354	Team History	4 th
Receiving Yards	1,354	NFL in 2012	8 th
Receiving Yards	1,354	AFC in 2012	4 th



STEVE RIDLEY			
Rushing Yards	1,263	Team History	4 th
Rushing Yards	1,263	NFL in 2012	7 th
Rushing Yards	1,263	AFC in 2012	3 rd
Rushing Touchdowns	12	Team History	t-5 th
Rushing Touchdowns	12	NFL in 2012	t-3 rd
Scoring Nonkickers	72	NFL in 2012	t-7 th
Scoring Nonkickers	72	AFC in 2012	t-3 rd
Total First Downs	84	NFL in 2012	5 th
Total First Downs	84	AFC in 2012	2 nd
Rushing First Downs	82	NFL in 2012	3 rd
Rushing First Downs	82	AFC in 2012	1 st



ROB GRONKOWSKI			
Receiving TDs TE	11	NFL in 2012	t-4 th
Scoring Nonkickers	60	NFL in 2012	t-11 th
Scoring Nonkickers	66	AFC in 2012	t-5 th
Receiving Yards TE	790	NFL in 2012	7 th
Receiving Yards TE	790	AFC in 2012	3 rd

STEPHEN GOSTKOWSKI			
Scoring	153	NFL in 2012	1 st
Scoring	153	Team History	2 nd
Extra Points	66	Team History	2 nd
Extra Points	66	NFL History	t-3 rd
Field Goals	29	Team History	5 th

JEROD MAYO			
Tackles	184	Team History	5 th

DEVIN MCOURTY			
Interceptions	5	AFC in 2012	t-1 st



PATRIOTS IN THE PLAYOFFS

PATRIOTS IN THE PLAYOFFS

New England has qualified for the playoffs 20 times in its 53-year history. Fourteen of those playoff berths have come in the 19 seasons since Robert Kraft purchased the team in 1994, a dramatic contrast to the six total playoff berths that the team earned in its first 34 years of existence. New England has won 15 division crowns, including 10 in the last 12 seasons, and has qualified as a Wild Card team on four occasions (1976, 1985, 1994, and 1998). The Patriots also qualified for the playoffs in 1982 as part of a 16-team tournament following a players' strike.

PATRIOTS PLAYOFF SEASONS (20)

Year	How Qualified	Seed	Record	Result
2012	Division Champions	2	1-1	AFC Finalist
2011	Division Champions	1	2-1	AFC Champions
2010	Division Champions	1	0-1	AFC Divisional
2009	Division Champions	3	0-1	Wild Card Round
2007	Division Champions	1	2-1	AFC Champions
2006	Division Champions	4	2-1	AFC Finalist
2005	Division Champions	4	1-1	AFC Divisional
2004	Division Champions	2	3-0	SB Champions
2003	Division Champions	1	3-0	SB Champions
2001	Division Champions	2	3-0	SB Champions
1998	Wild Card	6	0-1	Wild Card Round
1997	Division Champions	3	1-1	AFC Divisional
1996	Division Champions	2	2-1	AFC Champions
1994	Wild Card	5	0-1	Wild Card Round
1986	Division Champions	3	0-1	AFC Divisional
1985	Wild Card	5	3-1	AFC Champions
1982*	16-Team Format	7	0-1	First Round
1978	Division Champions	2	0-1	AFC Divisional
1976	Wild Card	4	0-1	AFC Divisional
1963	Division Champions	--	1-1	AFL Finalists

*-Strike Year 24-17 Record

PATRIOTS TIED FOR MOST PLAYOFF WINS IN A DECADE

The Patriots won 14 playoff games in the decade from 2000-09, tying the 1970s Pittsburgh Steelers and Dallas Cowboys for the most playoff victories by any NFL team in either the 1930s, 1940s, 1950s, 1960s, 1970s, 1980s, 1990s or 2000s. Pittsburgh and Dallas both won 14 playoff contests between 1970 and 1979, while New England won 14 postseason games from 2000-09.

MOST PLAYOFF VICTORIES IN A DECADE

Team	Decade	Playoff Wins	Championships
New England	2000s	14	2001, 2003, 2004
Dallas	1970s	14	1971, 1977
Pittsburgh	1970s	14	1974, 1975, 1978, 1979
San Francisco	1980s	13	1981, 1984, 1988, 1989
Dallas	1990s	12	1992, 1993, 1995
Washington	1980s	11	1982, 1987
Buffalo	1990s	10	--
Pittsburgh	2000s	10	2005, 2008
Green Bay	1960s	9	1961, 1962, 1965, 1966, 1967
Green Bay	1990s	9	1996

PATRIOTS IN THE WILD CARD ROUND

PATRIOTS WILD CARD PLAYOFF RESULTS (4-4)

Date	Round	Opponent	W/L	Score
01/08/83	First Round*	at Miami	L	13-28
12/28/85	AFC Wild Card	at N.Y. Jets	W	26-14
01/01/95	AFC Wild Card	at Cleveland	L	13-20
12/28/97	AFC Wild Card	Miami	W	17-3
01/03/99	AFC Wild Card	at Jacksonville	L	10-25
01/07/06	AFC Wild Card	Jacksonville	W	28-3
01/07/07	AFC Wild Card	N.Y. Jets	W	37-16
01/10/10	AFC Wild Card	Baltimore	L	14-33

*16-Team Format

PATRIOTS IN THE DIVISIONAL ROUND AND CONFERENCE TITLE GAME

The Patriots have compiled a 10-6 all-time record in divisional playoff games, including 7-2 at home and 5-1 at Gillette Stadium. They are 7-1 in the conference title game, including a 4-0 record at home and a 3-0 mark at Gillette Stadium.

PATRIOTS DIVISIONAL PLAYOFF RESULTS (10-6)

Date	Round	Opponent	W/L	Score
01/13/13	AFC Divisional	Houston Texans	W	41-28
01/14/12	AFC Divisional	Denver Broncos	W	45-10
01/16/11	AFC Divisional	New York Jets	L	21-28
01/12/08	AFC Divisional	Jacksonville	W	31-20
01/14/07	AFC Divisional	at San Diego	W	24-21
01/14/06	AFC Divisional	at Denver	L	13-27
01/16/05	AFC Divisional	Indianapolis	W	20-3
01/10/04	AFC Divisional	Tennessee	W	17-14
01/19/02	AFC Divisional	Oakland	W	(ot)16-13
01/03/98	AFC Divisional	at Pittsburgh	L	6-7
01/05/97	AFC Divisional	Pittsburgh	W	28-3
01/04/87	AFC Divisional	at Denver	L	17-22
01/05/86	AFC Divisional	at LA Raiders	W	27-20
12/31/78	AFC Divisional	Houston	L	14-31
12/18/76	AFC Divisional	at Oakland	L	21-24
12/28/63	AFL Divisional	at Buffalo	W	26-8

PATRIOTS AFC CHAMPIONSHIP GAME RESULTS (7-2)

Date	Round	Opponent	W/L	Score
01/12/86	AFC Championship	at Miami	W	31-14
01/12/97	AFC Championship	Jacksonville	W	20-6
01/27/02	AFC Championship	at Pittsburgh	W	24-17
01/18/04	AFC Championship	Indianapolis	W	24-14
01/23/05	AFC Championship	at Pittsburgh	W	41-27
01/21/07	AFC Championship	at Indianapolis	L	34-38
01/20/08	AFC Championship	San Diego	W	21-12
01/22/12	AFC Championship	Baltimore	W	23-20
01/20/13	AFC Championship	Baltimore	L	13-28

PATRIOTS IN THE SUPER BOWL

PATRIOTS SUPER BOWL RESULTS (3-4)

Date	Super Bowl	Opponent	W/L	Score
01/26/86	Super Bowl XX	Chicago	L	10-46
01/26/96	Super Bowl XXXI	Green Bay	L	21-35
02/03/02	Super Bowl XXXVI	St. Louis	W	20-17
02/01/04	Super Bowl XXXVIII	Carolina	W	32-29
02/06/05	Super Bowl XXXIX	Philadelphia	W	24-21
02/03/08	Super Bowl XLII	N.Y. Giants	L	14-17
02/05/12	Super Bowl XLVI	N.Y. Giants	L	17-21

PATRIOTS AT HOME IN THE PLAYOFFS

The Patriots are 14-4 at home in the playoffs in their history. Seventeen of the franchise's 18 home playoff games have taken place since Robert Kraft purchased the team 19 years ago. After Kraft bought the team, the Patriots won 11 consecutive home playoff games before experiencing a home loss.

PATRIOTS AT HOME IN THE PLAYOFFS (14-4)

Date	Round	Opponent	W/L	Score
01/20/13	AFC Championship	Baltimore	L	13-28
01/13/13	AFC Divisional	Houston	W	41-28
01/22/12	AFC Championship	Baltimore	W	23-20
01/14/12	AFC Divisional	Denver	W	45-10
01/16/11	AFC Divisional	New York Jets	L	21-28
01/10/10	AFC Wild Card	Baltimore	L	14-33
01/20/08	AFC Championship	San Diego	W	21-12
01/12/08	AFC Divisional	Jacksonville	W	31-20
01/07/07	AFC Wild Card	New York Jets	W	37-16
01/07/06	AFC Wild Card	Jacksonville	W	28-3
01/16/05	AFC Divisional	Indianapolis	W	20-3
01/18/04	AFC Championship	Indianapolis	W	24-14
01/10/04	AFC Divisional	Tennessee	W	17-14
01/19/02	AFC Divisional	Oakland	W	16-13 OT
12/28/97	AFC Wild Card	Miami	W	17-3
01/12/97	AFC Championship	Jacksonville	W	20-6
01/05/97	AFC Divisional	Pittsburgh	W	28-3
12/31/78	AFC Divisional	Houston	L	14-31



PATRIOTS IN THE PLAYOFFS

PATRIOTS AT HOME IN THE PLAYOFFS (CONT.) NFL LONGEST CONSECUTIVE HOME PLAYOFF WINNING STREAKS

TEAM	WINS	SEASONS
Green Bay Packers.....	13	1939-2001
New England Patriots.....	11	1996-2008
Buffalo Bills	9	1988-1995
Washington Redskins.....	8	1942-1983

PATRIOTS HAVE BEST POSTSEASON WINNING PERCENTAGE AT HOME

The Patriots have a 14-4 (.778) all time record in home playoff games. The Patriots' .778 winning percentage at home in the postseason ranks third among teams with at least 10 home playoff games.

HIGHEST POSTSEASON HOME WINNING PERCENTAGE (MIN. 10 GAMES)

Team	Record	Winning Percentage
Green Bay	16-4	.800
Oakland	19-5	.792
New England	14-4	.778
Buffalo	10-3	.769
Denver	13-4	.765
Washington	13-4	.765

TITLE TOWN

The Patriots won the AFC East title seven times during the decade of 2000-09. The Patriots had a streak of five straight division titles snapped in 2008 when they finished 11-5, but lost to Miami on a tie breaker to finish in second place. New England's five straight AFC East crowns from 2003-07 is the longest streak in division history and their current streak of four titles (2009-12) ties the four straight division titles by the Buffalo Bills from 1988-91 and by the Miami Dolphins on two occasions. The Patriots have won nine of the last 10 division crowns. The Patriots have won 12 division titles in the 19 seasons since Robert Kraft bought the team in 1994.

MOST CONSECUTIVE AFC EAST TITLES

Team	Streak	Years
New England Patriots.....	5	2003-07
New England Patriots.....	4	2009-12
Buffalo Bills	4	1988-91
Miami Dolphins	4	1981, 1983-85*
Miami Dolphins	4	1971-74
Baltimore Colts	3	1975-77
Buffalo Bills	3	1964-66@

*-Due to 1982 strike, the NFL played just a 9-game season and the standings were not divided into divisions that season.

@AFL

MOST CONSECUTIVE DIVISION TITLES

Team	Division	Titles	Years
Los Angeles Rams	NFC West	7	1973-79
Pittsburgh Steelers	AFC Central	6	1974-79
Minnesota Vikings	NFC Central	6	1973-78
Dallas Cowboys	NFL Capitol/NFC East	6	1966-71
Cleveland Browns	American/Eastern Conf.	6	1950-55
New England Patriots	AFC East	5	2003-07
Indianapolis Colts	AFC South	5	2003-07
Dallas Cowboys	NFC East	5	1992-96
San Francisco 49ers	NFC West	5	1986-90
Chicago Bears	NFC Central	5	1984-88
Oakland Raiders	AFC West	5	1972-76

WRAPPING IT UP

The Patriots clinched the division with a 23-16 victory over the Miami Dolphins on Dec. 2, 2012, the second earliest that the Patriots clinched the division. In 2007, the Patriots clinched the division on Nov. 25.

PATRIOTS DIVISION-CLINCHING GAMES

Year	Date Clinched	Division Title	Opp.	Final Score	Final Record	2nd Place
2012	12/02/12	at MIA	at MIA	23-16	12-4	MIA (7-9)
2011	12/18/11	at DEN	at DEN	41-23	13-3	NYJ (8-8)
2010	12/26/10	at BUF	at BUF	34-3	14-2	NYJ (11-5)
2009	12/27/09	JAX	JAX	35-7	10-6	NYJ (9-7)
2007	11/25/07	PHI	PHI	31-28	16-0	BUF (7-9)
2006	12/24/06	at JAX	at JAX	24-21	12-4	NYJ (10-6)
2005	12/17/05	TB	TB	28-0	10-6	MIA (9-7)
2004	12/12/04	CIN	CIN	35-28	14-2	NYJ (10-6)
2003	12/07/03	MIA	MIA	12-0	14-2	MIA (10-6)
2001	01/06/02^	at CAR	at CAR	38-6	11-5	MIA (11-5)
1997	12/22/97^	at MIA	at MIA	14-12	10-6	MIA (9-7)
1996	12/15/96	at DAL	at DAL	6-12	11-5	BUF (10-6)
1986	12/22/86^	at MIA	at MIA	34-27	11-5	NYJ (10-6)
1978	12/10/78	BUF	BUF	26-24	11-5	MIA (11-5)
1963	12/28/63*	at BUF	at BUF	26-8	7-6-1	BUF (7-6-1)

^-- Season Finale

*-- Division-deciding AFL playoff in Buffalo, N.Y.

SUSTAINED PLAYOFF SUCCESS

The Patriots won 11 playoff games from 2003-07, tying the NFL's highest playoff victory total over a five-season span. New England won three playoff games in 2003, three in 2004, one in 2005, two in 2006 and two in 2007.

MOST PLAYOFF VICTORIES IN A FIVE-YEAR SPAN

Team	5-Year Span	Playoff Wins	SB Wins
New England Patriots	2003-07	11	2
Dallas Cowboys	1991-95	11	3
Dallas Cowboys	1992-96	11	3
New England Patriots	2001-05	10	3
Pittsburgh Steelers	1974-78	10	3
Pittsburgh Steelers	1975-79	10	3
Buffalo Bills	1990-94	9	0
Green Bay Packers	1993-97	9	1

ALL-TIME PLAYOFF RESULTS

The Patriots have compiled a 24-17 record in their 41 playoff games and their .585 playoff winning percentage is the fifth best in NFL history among teams that have played at least 15 playoff games. New England has qualified for seven Super Bowls (XX, XXXI, XXXVI, XXXVIII, XXXIX, XLII and XLVI) and one AFL Championship Game in 1963.

PATRIOTS PLAYOFF RECORD BY ROUND

First Round*	0-1
Wild Card Round	4-3
Divisional Round	10-6
AFC Championship	7-2
AFL Championship	0-1
Super Bowl	3-4
Total	24-17

*-1982 Strike Season

ALL-TIME BEST NFL PLAYOFF RECORDS

(Minimum 15 Postseason Games)

TEAM	W	L	Pct.
Baltimore Ravens.....	13	7	.650
Green Bay Packers.....	30	18	.625
Pittsburgh Steelers.....	33	21	.611
San Francisco 49ers	28	18	.609
New England/Boston Patriots	24	17	.585
Oakland/L.A. Raiders.....	25	18	.581
Dallas Cowboys	33	25	.569



PATRIOTS IN THE PLAYOFFS

PATRIOTS CLINCH PLAYOFF SPOT FOR 14TH TIME IN KRAFT'S 19 YEARS OF OWNERSHIP

New England has now qualified for the playoffs 20 times in its 53-year history. The Patriots have earned 14 of those playoff berths in the 19 seasons since Robert Kraft purchased the team in 1994. New England has won 12 AFC East crowns under Kraft's leadership. New England has won 15 division crowns overall (14 AFC East Crowns) and has qualified as a Wild Card team on four occasions (1998, 1994, 1985 and 1976). The Patriots also qualified for the playoffs in 1982 as part of a 16-team tournament following a players' strike.



PATRIOTS PLAYOFF TRENDS (since the 1970 merger)

Patriots Playoff Trends (Since NFL Merger in 1970)

All Time (23-16)

vs. AFC.....	20-12
vs. NFC	3-4
Home	14-4
Away	6-8
Leading at Halftime	18-4
Trailing at Halftime	3-10
Tied at Halftime	2-2
Leading After 3 Quarters	18-4
Tied After 3 Quarters	2-0
Trailing After 3 Quarters	3-12
Decided by 7 Points or Less	9-8
Decided By 3 Points or Less	7-3
When Scoring First.....	17-7
When Not Scoring First.....	6-9
Positive Turnover Ratio	16-1
Even Turnover Ratio	3-3
Negative Turnover Ratio	3-12
Winning or Even Penalty Ratio	18-1
Losing Penalty Ratio.....	5-15
With a 100-Yard Rusher	7-0
Without a 100-Yard Rusher.....	16-16
With a 100-Yard Receiver	10-5
Without a 100-Yard Receiver	13-11
When Allowing a 100-Yard Rusher	2-5
When Not Allowing a 100-Yard Rusher	21-11
When Allowing a 100-Yard Receiver	5-7
When Not Allowing a 100-Yard Receiver	18-9
With a 300-Yard Passer.....	4-2
Without a 300-Yard Passer.....	19-14
Allowing a 300-Yard (net) Passer	5-1
Not Allowing a 300-Yard (net) Passer.....	18-15

ANNUAL ACHIEVEMENTS

The Patriots won more than half of their games for the 12th straight year with a 12-4 record in 2012. They are the first team to win more than half of their games in 12 straight seasons since free agency began in 1993.

The Patriots are the fourth team to win more than half of their games in 12 straight seasons since the 1970 AFL-NFL merger, joining the 49ers (16 straight from 1983-1998), the Cowboys (16 straight from 1970-85) and the Raiders (11 straight from 1970-80).

The Patriots have now won nine or more games in 16 of the 19 seasons Robert Kraft has owned the team.

MOST CONSECUTIVE WINNING SEASONS (since 1970 merger)

San Francisco (1983-98).....	16
Dallas (1970-85).....	16
New England (2001-12).....	12
Oakland (1970-80).....	11

PATRIOTS HAVE THE MOST 9+ WIN SEASONS SINCE 2001

The Patriots are the only team in the NFL to have recorded nine or more wins in each of the last 12 seasons.

MOST SEASONS OF 9+ WINS SINCE 2001

New England.....	12
Indianapolis.....	10
Baltimore.....	9
Green Bay	9
Pittsburgh.....	9
Philadelphia	8

PATRIOTS WIN 10+ FOR THE TENTH STRAIGHT YEAR

New England has reached at least 10 regular-season wins for the tenth consecutive season. San Francisco (16) is the only other team to accomplish the feat.

Team	Years	Consecutive Seasons with 10+ Wins
San Francisco	1983-1998	16
New England	2003-present	10

PATRIOTS EARN NUMBER TWO SEED IN AFC PLAYOFF FIELD

With the New England Patriots' 28-0 victory over Miami (12/30) in the season finale, a Houston loss and a Denver victory, the Patriots earned the number two seed in the AFC playoff field. The Patriots have advanced to the Super Bowl in three of the four seasons (1978, 1996, 2001 and 2004) that they have earned the two seed, winning in two (2001 and 2004) of their three appearances.

PATRIOTS EARNED ANOTHER FIRST ROUND BYE

The Patriots secured a first round playoff bye for the seventh time since 2001—a quantity unmatched by any team in the NFL in the last 12 years. During that time, the Chicago Bears and Pittsburgh Steelers have locked up a bye four times and the Indianapolis Colts and Philadelphia Eagles have been given a pass three times.

MOST SEASONS EARNING A BYE SINCE 2001

New England.....	7
Chicago.....	4
Pittsburgh.....	4
Atlanta	3
Indianapolis.....	3
Philadelphia	3

BRADY MOVES UP THE POSTSEASON LISTS

Tom Brady had 320 yards and a touchdown pass against the Ravens, becoming the NFL's all-time leading playoff passer with 5,949 passing yards. Brady extended his playoff touchdown pass total to 42 touchdown passes and is one of three NFL quarterbacks with 40 or more touchdown passes in the postseason. Brady is third all-time on the postseason touchdown list, behind Joe Montana (45) and Brett Favre (44). Brady leads all quarterbacks with 553 postseason completions.

NFL ALL-TIME LEADERS/POSTSEASON TOUCHDOWN PASSES

Player	Team(s)	Touchdowns
1. Joe Montana	San Fran./Kansas City	45
2. Brett Favre	Green Bay/Minnesota	44
3. Tom Brady	New England	42
4. Peyton Manning	Indianapolis/Denver	32
Dan Marino	Miami	32
6. Kurt Warner	St. Louis/Arizona	31
7. Terry Bradshaw	Pittsburgh	30

NFL ALL-TIME LEADERS/POSTSEASON TOUCHDOWN PASSES, GAME

Player	Team	Game	TDs
1. Tom Brady	NE	AFC-D: NE vs. DEN '11	6
2. Daryle Lamonica	OAK	AFC-D: OAK vs. HOU '69	6
3. Steve Young	SF	SB: SF vs. SD '94	6



PATRIOTS IN THE PLAYOFFS

BRADY MOVES UP THE POSTSEASON LISTS (CONT.)

NFL ALL-TIME LEADERS/POSTSEASON TOUCHDOWN PASSES, CONSECUTIVE GAMES

Player	Team(s)	Games
1. Brett Favre	GB/MIN	20 (1995-2009)
2. Tom Brady	NE	18 (2001-2011)
3. Dan Marino	MIA	13 (1983-1995)

NFL ALL-TIME LEADERS/POSTSEASON PASSING YARDS

Player	Team(s)	Passing Yards
1. Tom Brady	New England	5,949
2. Brett Favre	Green Bay/Minnesota	5,855
3. Joe Montana	San Fran./Kansas City	5,772
4. Peyton Manning	Indianapolis/Denver	5,679
5. John Elway	Denver	4,964
6. Dan Marino	Miami	4,510

NFL ALL-TIME LEADERS/POSTSEASON COMPLETIONS

Player	Team(s)	Completions
1. Tom Brady	New England	553
2. Peyton Manning	Indianapolis/Denver	481
Brett Favre	Green Bay/Minnesota	481
4. Joe Montana	San Fran./Kansas City	460

NFL ALL-TIME LEADERS/POSTSEASON COMPLETION PERCENTAGE, GAME (15 COMPLETIONS)

Player	Team	Game	Comp. %
1. Tom Brady	NE	AFC-D: NE vs. JAX '07	92.9 (28-26)
2. Phil Simms	NYG	SB: NYG vs. DEN, '86	88.0 (25-22)
3. Kurt Warner	ARI	NFC-WC: ARI vs. GB '09	87.9 (33-29)

NFL ALL-TIME MOST PLAYOFF VICTORIES AS A STARTING QUARTERBACK

Player	Team(s)	Playoff Wins
Tom Brady	New England	17
Joe Montana	San Francisco/Kansas City	16
Terry Bradshaw	Pittsburgh	14
John Elway	Denver	14
Brett Favre	Green Bay/Minnesota	13
Troy Aikman	Dallas	11
Roger Staubach	Dallas	11

MOST 300 YARD GAMES IN POSTSEASON HISTORY

Player	Team(s)	300 Yard Games
Peyton Manning	Indianapolis/Denver	8
Tom Brady	New England	6
Joe Montana	SF/Kansas City	6
Kurt Warner	STL/Arizona	6
Drew Brees	San Diego/New Orleans	5
Dan Fouts	San Diego	5

BRADY IN THE SUPER BOWL

BRADY IS THE ALL-TIME LEADING PASSER IN SUPER BOWL HISTORY

Tom Brady threw for 276 yards in Super Bowl XLVI to become the all-time leading passer in Super Bowl history with 1,277 yards.

NFL ALL-TIME LEADERS/SUPER BOWL PASSING YARDS

Player	Team(s)	Passing Yards
1. Tom Brady	New England	1,277
2. Kurt Warner	St. Louis/Arizona	1,156
3. Joe Montana	San Francisco	1,142
4. John Elway	Denver	1,128

BRADY IS TIED FOR SECOND WITH NINE SUPER BOWL TD PASSES

Brady threw two touchdown passes in Super Bowl XLVI to increase his Super Bowl total to nine. Brady is tied for second with Terry Bradshaw and behind Joe Montana's 11 Super Bowl touchdown passes.

NFL ALL-TIME LEADERS/SUPER BOWL TOUCHDOWN PASSES

Player	Team(s)	Touchdowns
1. Joe Montana	San Francisco	11
2. Tom Brady	New England	9
3. Terry Bradshaw	Pittsburgh	9
4. Roger Staubach	Dallas	8

BRADY IN THE SUPER BOWL (continued)

BRADY SETS NFL RECORD FOR MOST CONSECUTIVE COMPLETIONS IN SUPER BOWL HISTORY

In Super Bowl XLVI, Brady completed a record 16 straight passes to set a new Super Bowl record. The previous record was held by Joe Montana, who had 13 straight completions in Super Bowl XXIV.

BELICHICK IN THE POSTSEASON

With the victory over Houston (01/13/13), Bill Belichick collected his 18th playoff win and broke a tie with Joe Gibbs for third-most among head coaches in NFL history. Belichick is behind only Tom Landry (20) and Don Shula (19) in career postseason wins.

MOST PLAYOFF WINS BY AN NFL HEAD COACH

Coach	Team(s)	Wins
Tom Landry	Dallas Cowboys	20
Don Shula	Baltimore Colts, Miami Dolphins	19
Bill Belichick	Cleveland Browns, New England Patriots	18
Joe Gibbs	Washington Redskins	17
Chuck Noll	Pittsburgh Steelers	16

BEST POSTSEASON RECORDS IN NFL HISTORY (Min. 10 games)

Head Coach	Team(s)	W	L	Pct.
Vince Lombardi	GB/WAS	9	1	.900
Tom Flores	Oakland	8	3	.727
Bill Walsh	San Francisco	10	4	.714
Joe Gibbs	WAS	17	7	.708
Bill Belichick	CLE/NE	18	8	.692
Jimmy Johnson	DAL/MIA	9	4	.692

ALL-TIME SUPER BOWL BERTHS

Super Bowls	Team
8	Dallas
8	Pittsburgh
7	New England
6	San Francisco
6	Denver
5	GB, NYG, OAK, WAS, MIA

PATRIOTS PLAYOFF PARTICIPATION

Patriots who have played in the playoffs (49)

Player	Pos.	Exp.	GP/GS
Aiken, Danny	LS	2	5/0
Arrington, Kyle	CB	4	7/4
Bolden, Brandon	RB	R	2/0
Brady, Tom	QB	13	24/24
Branch, Deion	WR	11	17/13
Cannon, Marcus	OL	2	5/0
Chung, Patrick	S	4	7/4
Cole, Marquice	CB	4	8/0
Connolly, Dan	OL	7	7/6
Cunningham, Jermaine	DE	3	3/0
Deaderick, Brandon	DL	3	6/5
Dennard, Alfonzo	CB	R	2/2
Ebner, Nate	DB	R	2/0
Fells, Daniel	TE	6	3/2
Marcus Forston	DL	R	0/0
Francis, Justin	DL	R	2/1
Gostkowski, Stephen	K	7	12/0
Gregory, Steve	S	7	9/3
Gronkowski, Rob	TE	3	5/5
Hernandez, Aaron	TE	3	6/5
Hightower, Dont'a	LB	R	2/2
Hoomanawanui, Michael	TE	3	2/1
Jones, Chandler	DE	R	2/1
Koutouvides, Niko	LB	9	13/1
Lloyd, Brandon	WR	10	2/2
Love, Kyle	DL	3	6/3
Mankins, Logan	G	8	15/15
Martin, Derrick	S	7	4/0
Mayo, Jerod	LB	5	7/7
McCourty, Devin	S	3	6/6
McDonald, Nick	OL	3	2/0
Mesko, Zoltan	P	3	6/0
Ninkovich, Rob	DL	7	7/6
Ridley, Stevan	RB	2	3/1
Rivera, Mike	LB	1	2/0
Scott, Trevor	DE	5	2/0
Slater, Matthew	WR	5	7/0



PATRIOTS IN THE PLAYOFFS

PATRIOTS PLAYOFF PARTICIPATION (CONT.)

Patriots who have played in the playoffs (49)

Solder, Nate	T	2	5/5
Spikes, Brandon	LB	3	6/5
Talib, Aqib	CB	5	2/2
Thomas, Donald	OL	5	2/0
Vereen, Shane	RB	2	2/0
Vollmer, Sebastian	T	4	5/5
Welker, Wes	WR	9	9/8
Wendell, Ryan	OL	4	7/2
Wilson, Tavon	DB	R	2/0
White, Tracy	LB	10	12/2
Wilfork, Vince	DL	9	18/16
Williams, Malcolm	DB	2	3/0
Woodhead, Danny	RB	5	8/3

Patriots who have not played in the playoffs (4)

Player	Pos.	Exp.	GP/GS
Aiken, Kamar	WR	2	0/0
Bequette, Jake	DE	R	0/0
Mallett, Ryan	QB	2	0/0
Zusevics, Markus	T	R	0/0

Patriots with Super Bowl Experience (34)

Player	Pos.	Exp.	GP/GS*
Aiken, Danny	LS	2	1/0
Arrington, Kyle	CB	4	1/1
Brady, Tom	QB	13	5/5
Branch, Deion	WR	11	3/3
Cannon, Marcus	OL	2	1/0
Chung, Patrick	S	4	1/1
Connolly, Dan	OL	7	1/1
Deaderick, Brandon	DL	3	1/1
Gostkowski, Stephen	PK	7	2/0
Gronkowski, Rob	TE	3	1/1
Hernandez, Aaron	TE	3	1/0
Koutouvides, Niko@	LB	9	2/0
Love, Kyle	DL	3	1/1
Mallett, Ryan#	QB	2	0/0
Mankins, Logan	G	8	2/2
Martin, Derrick%&	S	7	1/0
Mayo, Jerod	LB	5	1/1
McCourty, Devin	S	3	1/1
Mesko, Zoltan	P	3	1/0
McDonald, Nick#&	OL	3	0/0
Ninkovich, Rob	DL	7	1/1
Ridley, Stevan*	RB	2	0/0
Slater, Matthew	WR	5	1/0
Solder, Nate	T	2	1/1
Spikes, Brandon	LB	3	1/1
Thomas, Donald#	OL	5	0/0
Vereen, Shane#	RB	2	0/0
Vollmer, Sebastian	T	4	1/1
Welker, Wes	WR	9	2/2
Wendell, Ryan	OL	4	1/0
White, Tracy	LB	10	1/1
Wilfork, Vince	DL	8	3/3
Williams, Malcolm	DB	2	1/0
Woodhead, Danny	RB	5	1/0

* Active but did not play in Super Bowl XLVI

Inactive for Super Bowl XLVI

& Inactive/IR for Super Bowl XLV with Green Bay

@ With Seattle in 2005

% With New York Giants in 2011

2012 AFC EAST CHAMPIONS

The Patriots claimed the AFC East Division title for the fourth consecutive season and for the 12th time under Robert Kraft.

DIVISION CHAMPIONSHIPS SINCE 1994

New England Patriots..... 12

Pittsburgh Steelers 10

Green Bay Packers 9

Indianapolis Colts..... 8





PATRIOTS IN THE PLAYOFFS

KRAFT'S SIX CONFERENCE CHAMPIONSHIPS ARE THE MOST OF ANY NFL OWNER IN SUPER BOWL ERA

The 2011 AFC Championship was the sixth conference championship for Robert Kraft as Patriots owner. Kraft is the first NFL owner to bring his team to six Super Bowls and his six conference championships are the most of any NFL owner in the Super Bowl Era (since 1966). Seven NFL owners brought their teams to five Super Bowls, but Kraft is the first NFL owner to lead his team to six Super Bowl appearances.

MOST CONFERENCE CHAMPIONSHIPS BY AN OWNER IN SUPER BOWL ERA

Owner	Team(s)	#	Seasons	Super Bowl Appearances
Robert Kraft	New England	6	1996, 2001, 2003, 2004, 2007, 2011	XXXI, XXXVI, XXXVIII, XXXIX, XLII, XLVI
Pat Bowlen	Denver	5	1986, 1987, 1989, 1997, 1998	XXI, XXII, XXIV, XXXII, XXXIII
Jack Kent Cooke	Washington	5	1972, 1982, 1983, 1987, 1991	VII, XVII, XVIII, XXII, XXVI
Al Davis	Oakland/L.A. Raiders	5	1967, 1976, 1980, 1983, 2002	II, XI, XV, XVIII, XXXVII
Eddie DeBartolo	San Francisco	5	1981, 1984, 1988, 1989, 1994	XVI, XIX, XXIII, XXIV, XXIX
Clint Murchison	Dallas	5	1970, 1971, 1975, 1977, 1978	V, VI, X, XII, XIII
Packers Stockholders	Green Bay	5	1966, 1967, 1996, 1997, 2010	I, II, XXXI, XXXII, XLV
Joe Robbie	Miami	5	1971, 1972, 1973, 1982, 1984	VI, VII, VIII, XVII, XIX
Art Rooney	Pittsburgh	4	1974, 1975, 1978, 1979	IX, X, XII, XIV
Dan Rooney	Pittsburgh	4	1995, 2005, 2008, 2010	XXX, XL, XLIII, XLV
Ralph Wilson	Buffalo	4	1990, 1991, 1992, 1993	XXV, XXVI, XXVII, XXVIII
Max Winter	Minnesota	4	1969, 1973, 1974, 1976	IV, VII, IX, XI
Georgia Frontiere	L.A./St. Louis Rams	3	1979, 1999, 2001	XIV, XXXIV, XXXVI
Jerry Jones	Dallas	3	1992, 1993, 1995	XXXVII, XXXVIII, XXX
Wellington Mara	N.Y. Giants	3	1986, 1990, 2000	XXI, XXV, XXXV

SUPER COMBINATION

New England head coach Bill Belichick and quarterback Tom Brady won their fifth conference championship together in 2011, becoming the first head coach and quarterback tandem to win five conference titles in the Super Bowl Era (since 1966). Three other coach/quarterback duos have qualified for four Super Bowls – Dallas' Tom Landry and Roger Staubach; Buffalo's Marv Levy and Jim Kelly; and Pittsburgh's Chuck Noll and Terry Bradshaw.

MOST CONFERENCE CHAMPIONSHIPS BY A HEAD COACH-QUARTERBACK TANDEM

Quarterback	Head Coach	Team	Conf. Titles	Years
Tom Brady	Bill Belichick	Patriots	5	2001, 2003, 2004, 2007, 2011
Roger Staubach	Tom Landry	Dallas	4	1971, 1975, 1977, 1978
Jim Kelly	Marv Levy	Buffalo	4	1990, 1991, 1992, 1993
Terry Bradshaw	Chuck Noll	Pittsburgh	4	1974, 1975, 1978, 1979

BELICHICK'S FIVE CONFERENCE TITLES TIED FOR SECOND MOST OF ANY HEAD COACH IN SUPER BOWL ERA

The 2011 AFC Championship was Bill Belichick's fifth conference championship as a head coach. Belichick's five conference titles are tied with Tom Landry's total for the second most in NFL history during the Super Bowl Era (since 1966). The only head coach to bring his team to the Super Bowl more times than Belichick is Don Shula (6).

MOST CONFERENCE CHAMPIONSHIPS BY A HEAD COACH IN SUPER BOWL ERA

Head Coach	Team(s)	#	Seasons	Super Bowl Appearances
Don Shula	Balt. Colts/Miami	6	1968, 1971, 1972, 1973, 1982, 1984	III, VI, VII, VIII, XVII, XIX
Bill Belichick	New England	5	2001, 2003, 2004, 2007, 2011	XXXVI, XXXVIII, XXXIX, XLII, XLVI
Tom Landry	Dallas	5	1970, 1971, 1975, 1977, 1978	V, VI, X, XII, XIII
Joe Gibbs	Washington	4	1982, 1983, 1987, 1991	XVII, XVIII, XXII, XXVI
Bud Grant	Minnesota	4	1969, 1973, 1974, 1976	IV, VII, IX, XI
Marv Levy	Buffalo	4	1990, 1991, 1992, 1993	XXV, XXVI, XXVII, XXVIII
Chuck Noll	Pittsburgh	4	1974, 1975, 1978, 1979	IX, X, XIII, XIV
Dan Reeves	Denver/Atlanta	4	1986, 1987, 1989, 1998	XXI, XXII, XXIV, XXIII

BRADY'S FIVE CONFERENCE TITLES TIED FOR MOST OF ANY STARTING QUARTERBACK IN SUPER BOWL ERA

The 2011 AFC Championship was Tom Brady's fifth conference title as a starting quarterback, tying John Elway for the most conference titles in NFL history during the Super Bowl Era (since 1966). Brady has started 14 or more games in 10 different NFL seasons (2001-07, 09-11), and has helped to lead his team to AFC Championships in five of those 10 seasons.

MOST CONFERENCE CHAMPIONSHIPS AS A STARTING QUARTERBACK IN SUPER BOWL ERA

Starting QB	Team(s)	#	Seasons	Super Bowl Appearances
Tom Brady	New England	5	2001, 2003, 2004, 2007, 2011	XXXVI, XXXVIII, XXXIX, XLII, XLVI
John Elway	Denver	5	1986, 1987, 1989, 1997, 1998	XXI, XXII, XXIV, XXXII, XXXIII
Terry Bradshaw	Pittsburgh	4	1974, 1975, 1978, 1979	IX, X, XIII, XIV
Jim Kelly	Buffalo	4	1990, 1991, 1992, 1993	XXV, XXVI, XXVII, XXVIII
Joe Montana	San Francisco	4	1981, 1984, 1988, 1989	XVI, XIX, XXIII, XXIV
Roger Staubach	Dallas	4	1971, 1975, 1977, 1978	VI, X, XII, XIII
Troy Aikman	Dallas	3	1992, 1993, 1995	XXXVII, XXXVIII, XXX
Bob Griese	Miami	3	1971, 1972, 1973	VI, VII, VIII
Ben Roethlisberger	Pittsburgh	3	2005, 2008, 2010	XL, XLIII, XLV
Fran Tarkenton	Minnesota	3	1973, 1974, 1976	VII, IX, XI
Kurt Warner	St. Louis/Arizona	3	1999, 2001, 2008	XXXIV, XXXVI, XLIII



PATRIOTS 2012 TEAM NOTES

2012 NOTES OF INTEREST

BILL BELICHICK

- Bill Belichick (205) moved into a tie with Marty Schottenheimer for sixth place all time in career wins.
- Belichick (18) needs one more postseason victory to tie Don Shula (19) for second place in postseason wins. Tom Landry (20) is in first place.
- Belichick has five conference titles and needs one more to match Don Shula, who led his teams to six Super Bowls.

TOM BRADY

- Tom Brady has 53 career 300-yard games, including eight in 2012, and ranks fifth all-time for most 300-yard games.
- Brady (34) reached 30 touchdown passes in 2012 for the third straight season and became just the fifth player in NFL history with at least 30 or more touchdown passes in four seasons.
- Brady (4,827) reached 4,000 passing yards in 2012. He is just the fifth player in NFL history to reach 4,000 yards in five or more seasons: Peyton Manning (12), Drew Brees (7), Dan Marino (6) and Brett Favre (6).
- Brady has thrown at least one touchdown pass in 48 straight games, the NFL's longest active streak. Brady's 48 straight games with at least one touchdown pass is second all-time, behind Drew Brees (54).
- Brady is the only quarterback in NFL history to have thrown for at least one touchdown pass in each game for three consecutive seasons after throwing at least one touchdown in all 16 games in 2012.

ROB GRONKOWSKI

- Rob Gronkowski (10 touchdowns in 2010 and 18 in 2011) became the first tight end in NFL history with three straight 10-plus touchdown seasons after reaching 11 for the season in 2012. Gronkowski and Antonio Gates (13 in 2004 and 10 in 2005) are the only tight ends to have back-to-back 10-plus touchdown seasons.
- Gronkowski joins Randy Moss (2007, 2008 and 2009) and Corey Dillon (2004, 2005, 2006) as the only Patriots with three straight 10-plus touchdown seasons and three 10-plus seasons overall.
- Gronkowski has 38 receiving touchdowns and 39 touchdowns overall (38 receiving and 1 rushing) since 2010. The 38 receiving touchdowns are the most in the NFL in that time span, and the 39 overall touchdowns are tied with Adrian Peterson for second, behind Arian Foster's 47 touchdowns.

ROB NINKOVICH AND BRANDON SPIKES

- Ninkovich and Brandon Spikes had five forced fumbles in 2012 and are tied with Mike Vrabel, who had five forced fumbles in 2007, for the most by a Patriots player in the last 20 years.

WES WELKER

- Wes Welker now has 18 10-plus catch games and passed Pro Football Hall of Famer Jerry Rice and Andre Johnson (17) for the most such games in NFL history
- Welker (118) had over 100 receptions in 2012 and is the first player in NFL history to have five 100-catch seasons.

TEAM

- The Patriots led the NFL with 557 points in 2012, the second most in team history and the third most in NFL history. The 2007 Patriots set the NFL record 589 points in 2007.
- The Patriots offense set an NFL record for most first downs in a season with a total of 444 in 2012. The previous record was 416 by New Orleans in 2011.
- The Patriots scored 67 touchdowns in 2012, the second most in the team history and tied for the fourth most in NFL history. The Patriots set the NFL record with 75 touchdowns in 2007.
- The Patriots had 25 rushing touchdowns in 2012, the second most in team history to the 30 in 1978.
- The Patriots finished 2012 with 6,846 total yards, second in team history to the 6,848 in 2011 and the fifth most in NFL history.

PATRIOTS 2012 TEAM CAPTAINS

The Patriots team captains were the same six who served as captains in 2011. The Patriots' 2012 captains were elected by their teammates. Quarterback Tom Brady and G Logan Mankins are the offensive captains. Nose tackle Vince Wilfork, LB Jerod Mayo and CB Devin McCourty are the defensive captains. Wide receiver Matthew Slater is the special teams captain. Brady has been chosen as a captain for the 11th straight season. Wilfork is a captain for the fifth straight season, while Mayo, is in his fourth season serving as a captain. Mankins, McCourty and Slater are captains for a second time.

TOP OFFENSE IN 2012

The Patriots offense finished first in the NFL in 2012 with 427.9 yards per game. The Patriots offense has finished in the top 10 for six straight seasons. Since the 1970 merger, the Patriots offense has finished in the top 10 a total of 17 times, including eight times under Bill Belichick.

Year	Rank
2012	1 (427.9)
2011	2 (428.0)
2010	8 (363.8)
2009	3 (397.3)
2008	5 (365.4)
2007	1 (411.3)

PATRIOTS SCORE TOUCHDOWNS IN 2012

The Patriots finished first in the NFL in 2012 with 67 touchdowns, which is second all-time in team history. The Patriots hold the NFL record with 75 touchdowns scored by the 2007 team

MOST TOUCHDOWNS IN A SEASON / PATRIOTS

75 in 2007
67 in 2012
65 in 2010
61 in 2011
52 in 1961 and 1980

MOST TOUCHDOWNS IN A SEASON / NFL HISTORY

Team	Year	TD
New England	2007	75
Green Bay	2011	70
Miami	1984	70
New England	2012	67
St. Louis	2000	67
New Orleans	2011	66
Indianapolis	2004	66
St. Louis	1999	66
San Francisco	1994	66
Houston Oilers	1961	66

2012 PATRIOTS GO OVER 400 POINTS FOR SIXTH STRAIGHT SEASON

The Patriots finished first in the NFL with 557 points in 2012, which is second in team history to the NFL record of 589 points set by the 2007 team. In 2012, the Patriots became the second team to ever have at least six straight 400-point seasons. San Diego ended a streak of eight straight 400-point seasons (2004-11) after finishing with just 350 points in 2012.

MOST POINTS SCORED/PATRIOTS

589 in 2007
557 in 2012
518 in 2010
513 in 2011
441 in 1980

MOST POINT SCORED/NFL

589 Patriots in 2007
560 Green Bay in 2011
557 New England in 2012
556 Minnesota in 1998

PATRIOTS ALL ALONE IN 500 POINT CLUB

The Patriots are the first franchise in NFL history to score 500 or more points in four seasons (2007-589, 2010-518, 2011-513 and 2012-557). St. Louis is the only other team to have done it three times (1999-526, 2000-540, 2001-503). Bill Belichick is the first head coach in NFL history to lead a team to three straight 500-point seasons.



PATRIOTS 2012 TEAM NOTES

PATRIOTS ON POINT IN 2012

The Patriots finished first in the NFL with an average of 34.8 points per game in 2012.

HIGHEST SCORING AVERAGE

36.8 in 2007

34.8 in 2012

32.4 in 2010

32.1 in 2011

29.5 in 1961

PATRIOTS TIE FRANCHISE RECORD FOR MOST POINTS IN A GAME IN THE WIN OVER COLTS

The Patriots scored 59 points vs. Indianapolis (11/18), tying the franchise record for most points in a game. New England also scored 59 points in a 59-0 victory over Tennessee at Gillette Stadium on Oct. 18, 2009. The Patriots scored 50 or more points twice in 2012, with the 59-24 win over the Colts and a 52-28 win over Buffalo on Sept. 30, 2012. It is the third time in team history that the Patriots have scored at least 50 points two times in a season. The Patriots also scored 50 or more points two times in 1979 and 2007. The 59 points are the most by a team the NFL in 2012. Seattle scored the second most with 58 points in a win vs. Arizona (12/09).

PATRIOTS SCORE 45 SECOND HALF POINTS TO TIE A TEAM RECORD FOR MOST POINTS IN A HALF

The Patriots scored 45 points in the second half at Buffalo (9/30), including 31 points in the fourth quarter. It is tied for the highest total in a half in franchise history. The Patriots scored 45 first half points vs. Tennessee on Oct. 18, 2009 in a 59-0 win. The 45 points are the most by a team that trailed after halftime since the Giants had a 48-point second half vs. Baltimore on Nov. 19, 1950.

MOST POINTS/SECOND HALF

49 Chicago Bears vs. Philadelphia, Nov. 30, 1941

48 Chicago Cardinals vs. Baltimore, Oct. 2, 1950

48 N.Y. Giants vs. Baltimore, Nov. 19, 1950

45 Patriots at Buffalo, Sept. 30, 2012

45 Cincinnati vs. Houston, Dec. 17, 1972

MOST POINTS IN A HALF OVERALL

49 Green Bay vs. Tampa Bay, Oct. 2, 1983

49 Chicago Bears vs. Philadelphia, Nov. 30, 1941

48 Buffalo vs. Miami, Sept. 18, 1966

48 Chicago Cardinals vs. Baltimore, Oct. 2, 1950

48 N.Y. Giants vs. Baltimore, Nov. 19, 1950

45 Patriots at Buffalo, Sept. 30, 2012

45 Philadelphia vs. Washington, Nov. 15, 2010

45 Patriots vs. Tennessee, Oct. 18, 2009

45 Seattle vs. Minnesota, Sept. 29, 2002

45 Houston vs. Cleveland, Dec. 9, 1990

45 Indianapolis vs. Denver, Oct. 31, 1988

45 Cincinnati vs. Houston, Dec. 17, 1972

45 Green Bay vs. Cleveland, Nov. 12, 1967

PATRIOTS BECOME FIRST TEAM IN NFL HISTORY WITH TWO 30-POINT QUARTERS IN THE SAME SEASON

The Patriots tied a franchise record for the most points in a quarter with 35 points in the second quarter in the 49-19 win at the Jets (11/22). The Patriots also scored 35 points in the second quarter in a 59-0 win vs. Tennessee on Oct. 18, 2009. The 35 points are tied for the fourth highest amount of points scored in a single quarter. The Patriots are the only team to score 35 points in a quarter since 1983, and they have now done it twice. It is the second time in 2012 that the Patriots have scored 30 or more points in a quarter. The Patriots scored 31 points in the fourth quarter in a 52-28 win at Buffalo on Sept. 30, 2012 and are now the first team in NFL history with two 30-point quarters in the same season.

PATRIOTS TIED FOR FOURTH ALL-TIME WITH THE 35-POINT SECOND QUARTER AGAINST THE JETS

The Patriots 35-point second quarter against the Jets (11/22) is tied for the fourth highest quarter total in NFL history.

Most Points, One Quarter in NFL History

41 Green Bay vs. Detroit, Oct. 7, 1945 (second quarter)

41 Los Angeles vs. Detroit, Oct. 29, 1950 (third quarter)

37 Los Angeles vs. Green Bay, Sept. 21, 1980 (second quarter)

35 Patriots at NY Jets, Nov. 22, 2012 (second quarter)

35 Patriots vs. Tennessee, Oct. 18, 2009 (second quarter)

35 Green Bay vs. Tampa Bay, Oct. 2, 1983 (second quarter)

35 Green Bay vs. Cleveland, Nov. 12, 1967 (first quarter)

35 Chicago Cardinals vs. Boston, Oct. 24, 1948 (third quarter)

PATRIOTS LED NFL IN TOTAL YARDS

The Patriots finished first in the NFL with 6,846 total yards, the second highest in team history and the fifth highest in NFL history.

MOST TOTAL NET YARDS/SEASON PATRIOTS

6,848 in 2011

6,846 in 2012

6,580 in 2007

6,357 in 2009

MOST TOTAL NET YARDS/ NFL

7,474 New Orleans in 2011

7,075 St. Louis in 2000

6,936 Miami in 1984

6,848 Patriots in 2011

6,846 Patriots in 2012

PATRIOTS DEFENSE HOLDS TENNESSEE TO JUST 20 YARDS RUSHING IN 2012 OPENER

The Patriots defense held the Titans to just 20 yards rushing on 16 attempts for a 1.3-yard average in the 2012 season opener. The 20 yards rushing allowed are the fifth-lowest total in Patriots history and the lowest total since holding Buffalo to 14 yards rushing on Dec. 11, 2005 in Buffalo.

FEWEST YARDS ALLOWED RUSHING IN A GAME

2 at San Diego, Dec. 17, 2961

14 at Buffalo, Dec. 11, 2005

14 vs. Kansas City, Oct. 11, 1998

19 vs. Houston, Nov. 1, 1963

20 at Tennessee, Sept. 9, 2012

20 vs. Seattle, Dec. 4, 1988

PATRIOTS HAD TWO RUNNING BACKS REACH 100 YARDS RUSHING AT BUFFALO IN 2012

Rookie RB Brandon Bolden (137) and RB Stevan Ridley (106) both rushed for over 100 yards at Buffalo on Sept. 30. It is the first time the Patriots had two 100-yard rushers in the same game since Nov. 23, 1980 at Baltimore Colts when Don Calhoun (106) and Vagas Ferguson (100) each had 100 yards rushing.

2012 PATRIOTS HAVE FIRST BACK-TO-BACK 200 YARD RUSHING GAMES SINCE 1978

The Patriots had more than 200 rushing yards in back-to-back games for the first time since 1978. Versus Denver (10/7), New England finished the game with a total of 251 rushing yards on 54 carries. The previous week at Buffalo (9/30), New England had a total of 247 rushing yards. The last time New England had 200-plus rushing yards in consecutive games was when it followed a 213-yard performance on Dec. 3, 1978 at Dallas with a 249-yard effort against Buffalo on Dec. 10, 1978. It is the 69th time in franchise history that they have rushed for 200 yards in a game. It is the most rushing yards in a game since gaining 277 at Oakland on Dec. 14, 2008.



PATRIOTS 2012 TEAM NOTES

SECOND TIME IN NFL HISTORY A TEAM HAS TWO 100-YARD RUSHERS, TWO 100-YARD RECEIVERS AND A 300-YARD PASSER

The Patriots had two 100-yard rushers (Brandon Bolden 137 and Stevan Ridley 106), two 100-yard receivers (Wes Welker 129 and Rob Gronkowski 104) and a 300-yard passer (Tom Brady 340) in the win at Buffalo (9/30) for the first time in team history. It is the second time in NFL history that feat has been accomplished. Green Bay was the first team to do so on Dec. 28, 2008 in a win vs. Detroit when Ryan Grant (106) and DeShawn Wynn (106) rushed for over 100 yards, Donald Driver (111) and Greg Jennings (101) went over 100 yards receiving and Aaron Rodgers (308) passed for over 300 yards.

PATRIOTS TIED A TEAM RECORD WITH FOUR RUSHING TOUCHDOWNS AT BUFFALO

The Patriots tied a team record with four rushing touchdowns in the win at Buffalo (9/30). It is the seventh time and the first time since Oct. 16, 1983 vs. San Diego that the Patriots scored four rushing touchdowns in a game.

THE PATRIOTS SCORE 108 IN TWO GAMES

With 59 points vs. Indianapolis (11/18) and 49 points against the Jets (11/22), the Patriots scored 108 points in a two week stretch for the highest two-week point total in team history. The Patriots previous best was 101 points when they scored 49 points and 52 points in back-to-back weeks in 2007. It is tied with Seattle (2012) for third most in a two-game span in a single season in NFL History. The 1950 Rams hold the record with 135 points, followed by the 1948 Chicago Cardinals with 112 points.

PATRIOTS SET TEAM RECORD WITH 35 FIRST DOWNS IN THE WIN VS. DENVER

The Patriots gained a total of 35 first downs vs. Denver (10/7), marking the highest total in franchise history. New England had 18 first downs rushing, 16 first downs passing, and one first down by penalty. The previous team record for most first downs in a game was 34, achieved against Washington on Oct. 28, 2007.

2012 PATRIOTS SET NFL RECORD FOR MOST FIRST DOWNS IN A SEASON

The Patriots set an NFL record for most first downs in a season with 444 first downs in 2012, an average of 28 per game.

NFL RECORD FOR MOST FIRST DOWNS IN A SEASON

444 New England in 2012

416 New Orleans in 2011

399 New England in 2011

398 Kansas City in 2004

PATRIOTS ARE FIRST TEAM SINCE THE NFL MERGER TO REGISTER THREE STRAIGHT GAMES WITH 30 OR MORE FIRST DOWNS

The Patriots are the first team since the 1970 AFL-NFL merger to have recorded 30 or more first downs in three straight games with 33 at Baltimore (9/23), 33 at Buffalo (9/30) and a team-record of 35 vs. Denver (10/7).

PATRIOTS OFFENSE GAINS 580 YARDS AT BUFFALO IN 2012

The Patriots chalked up 580 yards in total offense at Buffalo (9/30), the fourth most in team history. It is the 14th time in team history that the Patriots have recorded at least 500 total yards on offense. It is the ninth time under Bill Belichick that the Patriots have accomplished the feat.

MOST TOTAL NET YARDS/GAME

622 at Miami, Sept. 12, 2011

619 vs. Tennessee, Oct. 18, 2009

597 vs. N.Y. Jets, Sept. 9, 1979

580 at Buffalo, Sept. 30, 2012

PATRIOTS CONVERT FIVE FOURTH DOWNS VS. 49ERS; JUST THIRD TEAM TO EVER DO SO

The Patriots converted 5-of-6 fourth downs vs. San Francisco (12/16) to become just the third NFL team to ever have five fourth down conversions in a single game. The other two teams were Kansas City vs. New York Giants on Sept. 10, 1995 and Chicago vs. Green Bay on Dec. 1, 1996.

PATRIOTS SET NFL RECORD FOR MOST CONSECUTIVE GAMES WITH 350 OR MORE YARDS

The Patriots gained 473 yards in the win against St. Louis (10/28) for their 17th consecutive game with 350 or more yards to set an NFL record. The streak was snapped when the Patriots gained 347 yards in the win vs. Buffalo (11/11).

Team Years Consecutive 350-Yard Games

Patriots 2011-present 17

St. Louis 1999-2000 16

San Diego 1982-1983 14

San Diego 1981-1982 13

Indianapolis 2008-2009 13

PATRIOTS HAD FIVE DEFENSIVE TOUCHDOWNS IN 2012

Steve Gregory's 32-yard touchdown on a fumble return and Julian Edelman's 22-yard fumble return at the Jets (11/22) gave the Patriots five defensive touchdowns in 2012. In addition to Gregory and Edelman's scores, LB Dont'a Hightower returned a fumble at Tennessee (9/9), and Alfonzo Dennard and Aqib Talib returned interceptions for touchdowns vs. Indianapolis (11/18). It is the most for the Patriots since scoring five defensive touchdowns in 2010. The Patriots team record for most defensive touchdowns in a season is six by the 2007 team (3 interception returns and 3 fumble returns). The Patriots also had five defensive touchdowns in 2003 (5 interception returns), 2001 (5 interception returns), 1992 (3 interceptions and 2 fumble returns) and 1961 (2 interception returns and 3 fumble returns).

2012 PATRIOTS HAD SEVEN NON-OFFENSIVE TOUCHDOWNS IN 2012

The Patriots had seven non-offensive touchdowns in 2012. The 2010 Patriots and 1961 Patriots teams own the team record with nine non-offensive touchdowns. The NFL record for most non-offensive touchdowns is 13 by Seattle in 1998.

Date Game Touchdown

9/9/12 at Tennessee Dont'a Hightower 6-yd. Fumble Return

10/21/12 N.Y. Jets Devin McCourty 104-yd. Kickoff Return

10/18/12 Indianapolis Julian Edelman 68-yd. Punt Return

11/18/12 Indianapolis Aqib Talib 59-yd. Int. Return

11/18/12 Indianapolis Alfonzo Dennard 87-yd. Int. return

11/22/12 at N.Y. Jets Steve Gregory 32-yd. Fumble Return

11/22/12 at N.Y. Jets Julian Edelman 22-yd. Fumble Return

2012 PATRIOTS TIE TEAM MARK WITH THREE FUMBLES RETURNED FOR A TOUCHDOWN

The Patriots returned three fumbles for touchdowns in 2012, tying a team mark also set by the 1961, 1985, 2004 and 2007 teams.

2012 PATRIOTS LED THE NFL WITH A TURNOVER DIFFERENTIAL OF +25

The 2012 Patriots finished first in the NFL with a +25 turnover differential, forcing 41 turnovers while allowing just 16 turnovers. The Patriots set a franchise record with a +28 turnover differential in 2010, forcing 38 turnovers while allowing just 10 turnovers. The Patriots turnover differential of +28 in 2010 is tied with the 2011 San Francisco 49ers for the second-best turnover differential since the 1970 AFL-NFL merger, trailing only the +43 posted by the 1983 Washington Redskins.

2012 PATRIOTS DEFENSE FORCED TURNOVERS

The 2012 Patriots' defense finished second in the NFL to Chicago (44) with 41 forced turnovers (20 interceptions and 21 forced fumbles). The Patriots team record is 50 turnovers in 1976. The Patriots 41 turnovers in 2012 ties the 2003 team for the most under Bill Belichick. The 21 fumbles are tied with the 1987 and 1978 teams for third, behind the 24 in 1985 and the 27 in 1976.



PATRIOTS 2012 TEAM NOTES

2012 PATRIOTS HAD AT LEAST ONE TURNOVER IN ALL 16 GAMES

The Patriots have forced a turnover in 27 straight games, dating back to 2011 and including all 16 games of 2012. The last team to have at least one forced turnover in all 16 regular season games was the 2010 Atlanta Falcons. It is the longest streak for the Patriots since going 30 straight games with at least one takeaway from 1986 to 1988.

2012 HONORS AND AWARDS

QB Tom Brady

- AFC Offensive Player of the Week (Wk. 4 at Buffalo)
- AFC Offensive Player of the Week (Wk. 8 at St. Louis)
- AFC Offensive Player of the Week (Wk. 14 vs. Houston)
- AFC Pro Bowl

TE Rob Gronkowski

- AFC Pro Bowl starter
- *Pro Football Weekly* All-NFL Team

DE Chandler Jones

- AFC Rookie of the Month (September)
- *Pro Football Weekly* All-Rookie Team

G Logan Mankins

- AFC Pro Bowl starter
- *Associated Press* All-Pro: Second Team

LB Jerod Mayo

- AFC Pro Bowl starter

DB Devin McCourty

- AFC Special Teams Player of the Week (Wk. 7 vs. New York Jets)

WR Matthew Slater

- AFC Pro Bowl (special teams)
- *Pro Football Weekly* All-NFL Team

WR Wes Welker

- AFC Pro Bowl

DL Vince Wilfork

- AFC Pro Bowl starter
- *Associated Press* All-Pro: First Team
- *Pro Football Weekly* All-NFL Team

BILL BELICHICK HAS THE MOST POINTS PER GAME IN NFL HISTORY

In Bill Belichick's head coaching career, his teams have scored an average of 24.6 points per game.

MOST POINTS PER GAME / NFL HISTORY

Minimum 200 Games as Head Coach

Coach	Gms	Pts	PPG	Teams
Bill Belichick	288	7,089	24.6	1991-95 (CLE), 2000-12 (NE)
Don Shula	490	11,571	23.6	1963-69 (BAL), 1970-95 (MIA)
Tom Landry	418	9,869	23.6	1960-88 (DAL)
Sid Gillman	228	5,381	23.6	1955-59 (Rams), 1960-69 (LA/SD), 1971 (SD), 1973-74 (HOU)

PATRIOTS HAD JUST 9 INTERCEPTIONS IN 2012

The Patriots threw just 9 interceptions in 2012.

FEWEST PASSES HAD INTERCEPTED/PATRIOTS HISTORY

5 in 2010 (Tied for NFL Record)

9 in 1982, 2007 and 2012

11 in 2008

PATRIOTS LED NFL WITH 25 RUSHING TDS

The Patriots led the NFL with 25 rushing touchdowns. The 25 rushing touchdowns is second in team history, trailing the 30 by the 1978 team.

PATRIOTS RECORD FOR MOST RUSHING TOUCHDOWNS IN A SEASON

30	1978
25	2012
24	1976
23	1981
21	2008, 1974
20	2006

PATRIOTS FINISH THE YEAR WITH AT LEAST 30 POINTS PER GAME FOR THIRD STRAIGHT YEAR

The Patriots finished the 2012 season averaging 30 points per game, joining the 1999-01 Rams, the 1949-51 Rams, and the 1941-43 Bears as the only teams to average at least 30 PPG in three straight years after averaging 32.4 in 2010, 32.0 in 2011 and 34.8 in 2012. Bill Belichick is the first head coach in NFL history to lead a team to three straight years of at least 30 PPG.

PATRIOTS HAVE MOST CONSECUTIVE SEASONS STARTING AT 6-3 OR BETTER

The Patriots started the 2012 season with a record of 6-3 for the seventh consecutive season. The Patriots streak of seven straight seasons with at least six wins in the first nine games is the second longest in NFL history to the Dallas Cowboys, who had 12 straight seasons from 1975 to 1986.

CONSECUTIVE YEARS STARTING 6-3 OR BETTER

(Including 2012 season)

New England	7
Pittsburgh	6
Baltimore	3
Chicago	3
Green Bay	3
NY Giants	3

PATRIOTS RETURN TWO FUMBLES FOR A TOUCHDOWN IN THE SAME GAME

Steve Gregory scored on a 32-yard fumble return and Julian Edelman scored on a 22-yard fumble return on the ensuing kickoff in the 49-19 victory over the New York Jets on Nov. 22, 2012. It is the third time in team history that the Patriots have scored on two fumbles returned for a touchdown in the same game and for the first time on back-to-back plays.

GAMES WITH TWO FUMBLES RETURNED FOR A TD IN PATRIOTS HISTORY

Nov. 23, 1980 vs. Baltimore – Rick Sanford scored on a 22-yd. fumble return and Allen Clark scored on a 15-yd. fumble return

Dec. 1, 1996 at San Diego – Willie McGinest recovered a fumble in the end zone and Corwin Brown scored on a 42-yd. fumble return

Nov. 22, 2012 at NY Jets – Steve Gregory scored on a 32-yd. fumble return and Julian Edelman scored on a 22-yd. fumble return.

PATRIOTS HAVE TWO PLAYERS WITH 100 TACKLE SEASONS

Jerod Mayo finished the 2012 season with 184 total tackles and Brandon Spikes recorded 128 total tackles. It is the fifth time in the Bill Belichick era that two players have recorded 100 tackles, but the first time since 2006 when LB Tedy Bruschi (124), DL Ty Warren (117) and LB Mike Vrabel (101) each went over 100 tackles.

Belichick Era Multiple 100+ Tacklers

2012	2003
Jerod Mayo – 184	Rodney Harrison -140
Brandon Spikes – 128	Tedy Bruschi - 137
2006	Roman Phifer - 133
Tedy Bruschi – 124	
Ty Warren – 117	2000
Mike Vrabel – 101	Lawyer Milloy - 121
	Tedy Bruschi - 105

2004

Rodney Harrison – 138
Tedy Bruschi – 128
Ted Johnson – 112

PATRIOTS SCORE 21 POINTS IN 52 SECONDS AGAINST THE JETS

With 10 minutes remaining in the second quarter at the Jets on Nov. 22, 2012, the Patriots were in front, 7-0, but the Jets were in New England territory with a chance to tie the game. Shonn Greene lost a fumble on a fourth-and-one and the Jets proceeded to allow 21 points within a 52-second span. Steve Gregory recovered the Greene fumble. On the next play, Tom Brady completed a screen pass to Shane Vereen that he took 83 yards for a touchdown. On the second play of the Jets next series, Mark Sanchez fumbled and Gregory scooped up the ball and returned the fumble 32 yards for a touchdown. On the ensuing kickoff, Devin McCourty forced a fumble that was fielded in stride by Julian Edelman, who returned it 22 yards for a touchdown. The Patriots are one of three teams to ever score three touchdowns in under a minute since the 1970 merger.

NFL TEAMS TO SCORE THREE TDS IN UNDER 1 MINUTE

2012 New England Patriots at New York Jets (11-22-12)

2002 Seattle Seahawks vs. Minnesota Vikings (9-29-02)

1998 Atlanta Falcons vs. Carolina Panthers (10-4-98)



PATRIOTS SUSTAINING SUCCESS

PATRIOTS ARE MOST FREQUENT SUPER BOWL TEAM OVER LAST 30 YEARS

The Patriots have won seven conference championships since the 1985 season and have more conference titles than any other team over the last 30 years (since 1983). Additionally, the Patriots' six conference titles over the last 25 years are two more than the next closest team and New England's six conference championships in the last 20 years are also more than any other team. New England also has more conference titles over the last 15 years (5) and over the last 10 years (4) than any other team.

Most Conference Championships in Last 5 Years (2008-2012)

Pittsburgh.....	2
New England	1
N.Y. Giants	1
New Orleans.....	1
Indianapolis.....	1
Green Bay	1
Arizona.....	1
Baltimore.....	1
San Francisco	1

Most Conference Championships in Last 10 Years (2003-2012)

New England	4
Pittsburgh.....	3
Indianapolis.....	2
N.Y. Giants	2
9 Other Teams.....	1

Most Conference Championships in Last 15 Years (1998-2012)

New England	5
Pittsburgh.....	3
N.Y. Giants	3
Indianapolis.....	2
St. Louis Rams.....	2
Baltimore.....	2

Most Conference Championships in Last 20 Years (1993-2012)

New England	6
Pittsburgh.....	4
Green Bay	3
N.Y. Giants	3
6 Other Teams.....	2

Conference Championships in Last 25 Years (1988-2012)

New England	6
Buffalo	4
N.Y. Giants	4
Pittsburgh.....	4
San Francisco.....	4
Dallas.....	3
Denver	3
Green Bay	3

Most Conference Championships in Last 30 Years (1983-2012)

New England	7
Denver	5
N.Y. Giants	5
San Francisco.....	5
Buffalo	4
Pittsburgh.....	4
Dallas.....	3
Green Bay	3
Washington	3

WHAT HAVE YOU DONE FOR ME LATELY?

Since the 2009 season, the Patriots have maintained their spot atop the NFL in terms of regular season winning percentage and regular season points scored. Since the beginning of the 2010 season, the Patriots have the NFL's highest winning percentage and have scored the most points in the NFL. Since 2011, the Patriots have the second-best winning percentage and have scored the most points.

HIGHEST WINNING PERCENTAGE SINCE 2009

Team	W	L	T	Pct.	PF	PA
New England Patriots	49	15	0	.766	2015	1271
Green Bay Packers	47	17	0	.734	1842	1232
Atlanta Falcons	45	19	0	.703	1598	1262
New Orleans Saints	44	20	0	.688	1902	1441
Baltimore Ravens	43	21	0	.672	1524	1141
Pittsburgh Steelers	41	23	0	.641	1404	1097
San Francisco 49ers	38	25	1	.602	1412	1129
Houston Texans	37	27	0	.578	1575	1369
Indianapolis Colts	37	27	0	.578	1451	1512
San Diego Chargers	37	27	0	.578	1651	1369

HIGHEST WINNING PERCENTAGE SINCE 2010

Team	W	L	T	Pct.	PF	PA
New England Patriots	39	9	0	.813	1588	986
Atlanta Falcons	36	12	0	.750	1235	937
Green Bay Packers	36	12	0	.750	1381	935
Baltimore Ravens	34	14	0	.708	1133	880
Pittsburgh Steelers	32	16	0	.667	1036	773
New Orleans Saints	31	17	0	.646	1392	1100
San Francisco 49ers	30	17	1	.635	1082	848
Chicago Bears	29	19	0	.604	1062	904

HIGHEST WINNING PERCENTAGE SINCE 2011

Team	W	L	T	Pct.	PF	PA
Green Bay Packers	26	6	0	.813	993	695
New England Patriots	25	7	0	.781	1070	673
San Francisco 49ers	24	7	1	.766	777	502
Atlanta Falcons	23	9	0	.719	821	649
Baltimore Ravens	22	10	0	.688	776	610
Houston Texans	22	10	0	.688	797	609
Denver Broncos	21	11	0	.656	790	679

MOST POINTS SCORED SINCE 2009

Team	Points
New England Patriots.....	2015
New Orleans Saints	1902
Green Bay Packers	1842
San Diego Chargers.....	1651
New York Giants	1619
Atlanta Falcons	1598
Houston Texans	1575
Philadelphia Eagles.....	1544
Baltimore Ravens	1524
Dallas Cowboys.....	1500

MOST POINTS SCORED SINCE 2010

Team	Points
New England Patriots.....	1588
New Orleans Saints	1392
Green Bay Packers	1381
Atlanta Falcons	1235
New York Giants	1217
Detroit Lions	1208
San Diego Chargers.....	1197
Houston Texans	1187

MOST POINTS SCORED SINCE 2011

Team	Points
New England Patriots.....	1070
New Orleans Saints	1008
Green Bay Packers	993
Detroit Lions	846
New York Giants	823
Atlanta Falcons	821
Houston Texans	797



INSIDE THE NUMBERS

BY THE NUMBERS

3

Rob Ninkovich and Chandler Jones each had three forced fumbles on sacks in 2012 to lead the team.

3

The number of interceptions in the end zone by DB Devin McCourty. He led the team with five interceptions. It is the second time in three years that he has led the team in interceptions.

4

The number of interceptions in 2012 by rookie S Tavon Wilson, one more than the total he had during his college career at Illinois.

5

Wes Welker is the first player in NFL history to have five 100-catch seasons.

8

The number of strip-sack/turnovers the Patriots had in 2012 with three each by Chandler Jones and Rob Ninkovich and one each by Trevor Scott and Vince Wilfork.

9

The number of fumble recoveries by Rob Ninkovich over the last three years (2010-12), the most of any player in the NFL. Brian Urlacher and Vince Wilfork are second with seven.

9

The number of times that Wes Welker has reached 100 yards receiving in a single half in the regular season (6 in the first half and 3 in the second).

10

The Patriots 41-34 loss to San Francisco was their first December loss at Gillette Stadium since 2002, nearly 10 years ago.

11

The number of 20-yard runs by RB Stevan Ridley. Since 2000, Corey Dillon and Antowain Smith are tied with 13 runs of 20 or more, followed by Ridley and Laurence Maroney (11).

12

The Patriots earned their 12th straight winning season, the third team in NFL history to have 12 straight winning seasons since the 1970 merger.

13.1

Julian Edelman's 13.1 punt return average on 72 returns. He needs three more punt returns to reach the NFL qualifying number (75) to become the NFL's all-time punt return leader in average currently at 12.8 by George McAfee.

17

With Arizona having a losing record in 2012, the Patriots 20-18 loss to the Cardinals on Sept. 16 was their first home loss to a team with a losing record since a 31-17 loss on Dec. 3, 1995 to New Orleans (7-9), 17 years ago.

27

The Patriots forced a turnover in 27 straight games, dating back to 2011, and including all 16 games of 2012. The last team to have at least one forced turnover in all 16 regular season games was the 2010 Atlanta Falcons.

41

The number of forced turnovers by the Patriots in 2012 (20 interceptions and 21 fumble recoveries), second in the NFL to Chicago (44). The Patriots record for most forced turnovers in a season is 50 by the 1976 team. The most under the Belichick era is 41 by the 2003 team and the 2012 team.

TOM BRADY BY THE NUMBERS

1

Tom Brady became the first player to follow a 500-yard performance with a 400-yard performance after Brady had back-to-back games with 517 yards and 423 yards to start 2011.

7

The number of 12-win seasons that Brady has guided the Patriots to during his career, second only to Peyton Manning's 9.

TOM BRADY BY THE NUMBERS (continued)

TOM BRADY BY THE NUMBERS (continued)

10

The number of division championships by Tom Brady, surpassing the nine division titles by Joe Montana and Peyton Manning for an NFL record.

36

The number of times Brady has thrown for at least three touchdowns with no interceptions, tied for second in NFL history with Brett Favre (36), behind Peyton Manning (38).

48

The number of consecutive games that Brady has thrown at least one touchdown pass, the longest active streak in the NFL and the second longest streak behind Drew Brees (54).

53

The number of regular season 300-yard passing games by Tom Brady, a team record.

107

The number of times that Brady has thrown two or more touchdowns in a game. The Patriots are 91-16 (.850) when he throws for two or more touchdowns.

5,235

The number of passing yards by Brady in 2011, the second most in a season in NFL history.

THE KRAFT ERA

3

The number of Super Bowl championships the Patriots have won since Robert Kraft purchased the team in 1994. That mark is the highest total in the NFL over that span. Only Denver (2; 1997 and 1998), Pittsburgh (2; 2005 and 2008) and the NY Giants (2; 2007 and 2011) have won multiple Super Bowl titles since 1994.

6

The number of conference championships the Patriots have won since Robert Kraft purchased the team in 1994. That mark is the highest total in the NFL over that span. Pittsburgh is second with four conference titles since 1994.

12

The number of division championships won by the Patriots since Kraft purchased the team in 1994.

14

The number of playoff seasons earned by the Patriots in the 19 seasons since Robert Kraft purchased the team.

20

The number of playoff games the Patriots have won since Robert Kraft purchased the team in 1994. That mark is the highest total in the NFL over that span. Pittsburgh ranks second with 17 playoff wins over that span.

31

The number of playoff games the Patriots have appeared in since 1994, the most in the NFL. Green Bay has the second most with 28.

205

The number of consecutive home games that have been sold out, including all playoff and preseason games dating back to the 1994 season opener.

THE BELICHICK ERA

10

The number of 11-win seasons by Bill Belichick, tied with Tom Landry for second to Don Shula's 13.

24.6

In Bill Belichick's head coaching career, his teams have scored an average of 24.6 points per game, the highest total among head coaches with at least 200 games.

205

Bill Belichick has 205 career victories as a head coach, including playoff games, tied with Marty Schottenheimer for sixth place all-time.



POSTSEASON INSIDE THE NUMBERS

PATRIOTS IN THE PLAYOFFS BY THE NUMBERS

.778

The Patriots' home playoff winning percentage. New England has won 14 of 18 home playoff games and has the third best postseason winning percentage among teams with at least 10 home playoff games.

.585

The Patriots' postseason winning percentage. New England is 24-17 in the playoffs and has the fifth best postseason winning percentage in NFL history.

3

The Patriots are one of three teams to make the playoffs in four consecutive seasons (2009-12). The only other teams to accomplish the feat are the Baltimore Ravens and the Green Bay Packers.

7

The number of AFC Championship Game appearances for the Patriots since 2001, the most in the NFL since that then.

7

The number of Super Bowl appearances for the Patriots, ranked third in NFL history behind the eight appearances by Dallas and Pittsburgh.

9

The number of divisional playoff appearances for the Patriots since 2000, the most for any team in the NFL since that year.

10

The number of playoff appearances for the Patriots since 2001. Only the Indianapolis Colts (11) have more playoff appearances during that time.

11

The number of receptions WR Deion Branch (XXXIX) and WR Wes Welker (XLII) each have in a Super Bowl, tied with Jerry Rice (XXIII) and Dan Ross (XVI) for the most in Super Bowl history.

14

The number of playoff games the Patriots won from 2000-2009, tied for the most by any team in any 10-year period in NFL history.

29

In 24 playoff games since 2000, the Patriots have forced 29 interceptions, the second most of any team in the postseason. The Baltimore Ravens are first with 39 postseason interceptions since 2000. New England's 29 postseason interceptions since 2000 have resulted in six touchdowns.

50

The longest field goal in the playoffs made by Stephen Gostkowski on Jan. 14, 2007 at San Diego, which ranks first in Patriots playoff history, surpassing Adam Vinatieri's 48-yard kicks in 2002 and 2005.

KRAFT ERA IN THE PLAYOFFS BY THE NUMBERS

14

The number of times the Patriots have earned playoff berths since Robert Kraft purchased the team in 1994. New England has qualified for the playoffs 20 times in its 52-year history. The Patriots have earned 14 playoff berths in the 19 seasons since Robert Kraft purchased the team in 1994, a dramatic contrast to the six total playoff berths the team earned in its first 34 years of existence.

17

There have been 17 home playoff games since Kraft bought the team in 1994. In the franchise's first 34 years, the Patriots hosted one playoff game, a 31-14 loss to Houston in 1978.

BILL BELICHICK IN THE PLAYOFFS BY THE NUMBERS

1

The number of Super Bowl victories Coach Belichick needs to tie Chuck Noll for the most Super Bowl wins by any head coach in NFL history. Belichick's three Super Bowl victories are tied with Joe Gibbs and Bill Walsh for second most in NFL history.

1

The number of Super Bowl appearances Belichick needs to tie Don Shula (6) for most Super Bowls by a head coach.

18

The number of career playoff games Coach Belichick has won, a total that is the third-highest by a head coach in NFL history. Belichick needs two wins to tie Tom Landry (20) for the most wins in the playoffs in NFL history and one to tie Don Shula (19).

TOM BRADY IN THE PLAYOFFS BY THE NUMBERS

1

The number of Super Bowl victories QB Tom Brady needs to tie Joe Montana and Terry Bradshaw for the most Super Bowl wins by a starting quarterback in NFL history. Brady is tied for second with Troy Aikman with three Super Bowl wins.

1

The number of Super Bowl starts QB Tom Brady needs to pass John Elway for the most Super Bowl starts by a quarterback in NFL history. Brady is currently tied with Elway with five starts.

5

Tom Brady, Matt Light, Cornelius Bennett, John Elway and Charles Haley are the five players in NFL history to start five Super Bowls.

6

Tom Brady tied an NFL single-game playoff record with six touchdown passes against Denver in 2011. Daryle Lamonica of Oakland in 1969 and Steve Young of San Francisco in the 1994 Super Bowl also had six touchdown passes.

17

The number of playoff victories QB Tom Brady (17) has to break a tie with Joe Montana (16) for the most playoff wins by a starting quarterback in NFL history.

18

Brady ended his streak of 18 consecutive postseason games with a touchdown pass vs. Baltimore in the 2011 AFC Championship game. His 18 consecutive games ranks second in NFL history to the 20 by Brett Favre.

24

The number of career playoff games Tom Brady has played in a New England uniform, the most in franchise history.

24

The number of postseason starts by Tom Brady, tied with Brett Favre for the most starts by a quarterback in NFL postseason play.

42

The number of touchdowns Tom Brady has thrown in 24 career playoff games, a number that ranks third in NFL history. Joe Montana ranks first with 45 and Brett Favre ranks second with 44.

92.9

The completion percentage Tom Brady (26-for-28) recorded against the Jacksonville Jaguars in the AFC Divisional game in 2007, an NFL record for a single postseason game with a minimum of 15 completions.

127

The number of completions for Tom Brady in his Super Bowl career, a number that ranks first in NFL history, significantly higher than second place (Joe Montana, 83) and third place (Jim Kelly, 81).



POSTSEASON INSIDE THE NUMBERS

TOM BRADY IN THE PLAYOFFS (continued)

553

The number of postseason completions by Tom Brady, the most in NFL history. Brett Favre and Peyton Manning are second with 481 postseason pass completions.

5,949

The number of passing yards Tom Brady has amassed in 24 career playoff games, a number that ranks first in NFL history, ahead of Brett Favre (5,855), Joe Montana (5,772) and Peyton Manning (5,679).

DEION BRANCH IN THE PLAYOFFS

BY THE NUMBERS

2

The number of double-digit reception games Deion Branch has recorded in 17 postseason games (14 with the Patriots). Branch is one of just five players to record more than one double-digit reception game in postseason history along with Jerry Rice (3), Hines Ward (3), Steve Smith (2), Art Monk (2), Todd Heap (2), and Tony Nathan (2). Both of Branch's double-digit reception games occurred in Super Bowls, the second of which earned him Super Bowl XXXIX MVP with 11 receptions. Branch has 62 receptions for 932 yards and four touchdowns in his postseason career.

3

The number of playoff receptions Deion Branch (56) needs to pass Troy Brown (58) for second most career playoff receptions in franchise history, behind Wes Welker (69).

4

The number of receptions Deion Branch (24) needs in the Super Bowl to surpass Andre Reed (27) for 2nd place all-time for career Super Bowl receptions. Branch has 24 receptions in three Super Bowl appearances. Jerry Rice is the leader with 33 career Super Bowl receptions.

852

The number of postseason receiving yards by Deion Branch, the most postseason receiving yards in Patriots history. Troy Brown (694) is second. In 14 playoff games with the Patriots, Branch has three games of 100 or more receiving yards: (153 at DEN 1/14/06, 143 vs. CAR 2/1/04, and 133 vs. PHI 2/6/05).

WES WELKER IN THE PLAYOFFS

BY THE NUMBERS

6

Wes Welker has at least six catches in each of his nine postseason games with the Patriots.

69

The number of receptions Welker has recorded in nine postseason games. Welker has averaged 7.7 receptions per game, including recording 11 receptions in Super Bowl XLII. The 7.7 receptions per game in the playoffs is the most in NFL history among players who have played in multiple career playoff games. Welker has also caught four touchdowns to go along with his 69 receptions.

69

Welker is first in team history with 69 postseason receptions in just nine games, ahead of Deion Branch (56-14 games) and Troy Brown (58-20 games).

AARON HERNANDEZ IN THE PLAYOFFS

BY THE NUMBERS

61

The number of rushing yards by Aaron Hernandez on five carries vs. Denver (1/14/12) in the Divisional playoff game in 2011, the highest rushing output by a tight end in Patriots history, tied for the ninth highest rushing output by a tight end in NFL history and the highest rushing output by a tight end ever in the NFL postseason.

PATRIOT SUPER BOWL MVPs

BY THE NUMBERS

SUPER BOWL XXXIX - DEION BRANCH

Branch became the first wide receiver to win Super Bowl MVP honors since Jerry Rice (San Francisco) in 1989. Branch amassed 11 catches for 133 yards against Philadelphia and tied the Super Bowl receptions record held by Rice and former Cincinnati Bengals tight end Dan Ross.

SUPER BOWL XXXVIII - TOM BRADY

QB Tom Brady received his second Super Bowl MVP award after the Patriots beat the Carolina Panthers 32-29. Brady completed 32 passes, the record for most completions by in the Super Bowl. Brady recorded 354 yards and three touchdowns as well.

SUPER BOWL XXXVI - TOM BRADY

QB Tom Brady led the Patriots to victory over the 14 point favorite St. Louis Rams by the score of 20-17 and received MVP honors after completing 16 of 27 passes for 145 yards and a touchdown.

PATRIOTS WITH SUPER BOWL EXPERIENCE

BY THE NUMBERS

1

The number of current Patriots players who have played in the last five Patriots Super Bowls (XXXVI, XXXVII, XXXIX, XLII and XLVI). Tom Brady has been with the organization for each of the five previous appearances and has started in each one.

7

The number of current Patriots players with multiple Super Bowl appearances. (Tom Brady- XXXVI, XXXVII, XXXIX, XLII, XLVI; Deion Branch- XXXVII, XXXIX, XLVI; Stephen Gostkowski- XLII, XLVI; Niko Koutouvides- XL, XLVI; Logan Mankins XLII, XLVI; Wes Welker-XLII, XLVI; Vince Wilfork- XXXIX, XLII, XLVI.)





BILL BELICHICK NEWS & NOTES

THE HEAD COACH

18th season as head coach • 38th NFL season

Overall Record: 205-109 (.653)

Regular Season: 187-101 (.649)

Postseason: 18-8 (.692)

With Patriots overall: 168-64 (.724)

Super Bowl Titles: 5 (86, 90, 01, 03, 04)

Conf. Titles: 8 (86, 90, 96, 01, 03, 04, 07, 11)

Division Titles: 17 (75, 78, 86, 89, 90, 96, 98, 01, 03, 04, 05, 06, 07, 09, 10, 11, 12)



Bill Belichick is the only head coach in NFL history to win three Super Bowl titles in a four-year span. He has won more regular season games (123) and more games overall (136) during a 10-year stretch (2002-2011) than any other coach in NFL History. In the 2007 season, Belichick led the Patriots to the fourth undefeated and untied regular season and the first since the NFL established a 16-game schedule in 1978.

BELICHICK LEADS TEAM TO 12TH STRAIGHT WINNING RECORD IN 2012

Bill Belichick has led the Patriots to a winning record for 12 consecutive seasons (2001-2012). The only other NFL coach to have at least 10 consecutive winning seasons with one team since the 1970 merger was Tom Landry, who led the Dallas Cowboys to 16 consecutive winning seasons (1970-1985).

BELICHICK ADDS TO HIS RECORD WITH 10 STRAIGHT SEASONS OF 10 WINS

Bill Belichick has coached the Patriots to 10 straight seasons with 10 or more wins, adding to his NFL record streak. Last season, Belichick became the first coach in NFL history with nine straight seasons with at least 10 victories.

BELICHICK FIRST IN NFL HISTORY WITH 13-PLUS WINS IN FIVE DIFFERENT SEASONS

Bill Belichick is the first head coach in NFL history with 13 or more wins in five different seasons.

2003	14-2
2004	14-2
2007	16-0
2010	14-2
2011	13-3

BELICHICK REACHES 200 WINS

Bill Belichick reached his 200th career win in the Patriots' 49-19 win at the Jets (11/22/12) to become the eighth NFL coach with 200 career victories and the fourth fastest to do so.

MOST WINS NFL COACHES

Head Coach	Team(s)	Games to Reach 200	Record
1. Don Shula	BAL, MIA	286	347-173-6
2. George Halas	Chicago	287	324-151-31
3. Tom Landry	Dallas	325	270-178-6
4. Curly Lambeau	GB/Cards, WAS	300	229-134-22
5. Chuck Noll	Pittsburgh	347	209-156-1
6. Bill Belichick	CLE, NE	307	205-109-0
6. M. Schottenheimer	CLE, KC, WAS, SD	339	205-139-1
8. Dan Reeves	DEN, NYG, ATL	373	201-174-2
9. Chuck Knox	LAR, BUF, SEA		193-158-1
10. Bill Parcells	NYG, NE, NYJ, DAL		183-138-1
11. Mike Holmgren	GB, SEA		174-122-0
12. Joe Gibbs	Washington		171-101-0
13. Paul Brown	CLE, CIN		170-108-6

ELITE COMPANY

Bill Belichick is one of nine NFL head coaches to win three or more championships since the league began postseason play in 1933, but the only one to win three in four years. Belichick joined an exclusive club in which each of the eight other members has been enshrined in the Pro Football Hall of Fame.

HEAD COACHES WITH THREE OR MORE NFL TITLES (Listed alphabetically)

Head Coach	Championship Team(s)
Bill Belichick	Patriots (SB XXXVI, XXXVIII, XXXIX)
Paul Brown	Cleveland Browns (1950, 54, 55)
Weeb Ewbank	Baltimore Colts, New York Jets (1958, 59 SB III)
Joe Gibbs	Washington Redskins (SB XVII, XXII, XXVI)
George Halas	Chicago Bears (1921, 33, 40, 41, 46, 63)
Curly Lambeau	Green Bay Packers (1929, 30, 31, 36, 39, 44)
Vince Lombardi	Green Bay Packers (1961, 62, 65, SB I, II)
Chuck Noll	Pittsburgh Steelers (Super Bowl IX, X, XIII, XIV)
Bill Walsh	San Francisco 49ers (Super Bowl XVI, XIX, XXIII)

BELICHICK'S PATRIOTS RENAISSANCE

Once Head Coach Bill Belichick implemented his coaching design on the Patriots, his approach has given him the best record of any NFL head coach who has coached over 40 games since 2001 (including the postseason).

NFL COACHES' RECORDS SINCE 2001

Coach	Team	W	L	T	Pct.
Bill Belichick	NE	163	53	0	.755
Tony Dungy	TB/IND	101	41	0	.711
John Harbaugh	BAL	62	30	0	.674
Mike Smith	ATL	57	28	0	.671
Mike Tomlin	PIT	68	36	0	.654

AMONG THE GREATS

Bill Belichick has recorded 205 career wins, which ranks 6th all-time in NFL history. Belichick owns a career winning percentage of .653, which is third all-time, behind George Halas (.682) and Don Shula (.667).

TOP WINNING PERCENTAGE AMONG HEAD COACHES WITH AT LEAST 160 WINS (INCL. POSTSEASON)

Head Coach	Team(s)	Years	W	L	T	Pct.
George Halas	CHI	1920-29, 33-41, 46-55, 58-67	324	151	31	.682
Don Shula	BAL/MIA	1963-95	347	173	6	.667
Bill Belichick	CLE/NE	1991-95, 00-12	205	109	0	.653
Curly Lambeau	GB/CHI/WAS	1921-53	229	134	22	.630

NOTE: Winning percentage calculated using current NFL rules, counting a tie as a half-win, half-loss.

SUPER SUCCESS

Bill Belichick is one of just four head coaches to win three Super Bowl championships. Belichick is the only coach to win three Super Bowls in the post-1993 salary cap era.

MOST SUPER BOWL VICTORIES

Head Coach	Team	Titles	Seasons
Chuck Noll	PIT	4	1974, 1975, 1978, 1979
Bill Belichick	NE	3	2001, 2003, 2004
Joe Gibbs	WAS	3	1982, 1987, 1991
Bill Walsh	SF	3	1981, 1984, 1988

NOTE: Sorted by most recent championship. Super Bowls have determined NFL champion since 1966.

PLAYOFF SUCCESS

MOST PLAYOFF WINS BY AN NFL HEAD COACH

Coach	Team(s)	Wins
Tom LandryDallas Cowboys	20
Don ShulaBaltimore Colts, Miami Dolphins	19
Bill BelichickCleveland Browns, New England Patriots	18
Joe GibbsWashington Redskins	17
Chuck NollPittsburgh Steelers	16

POSTSEASON PROWESS

BEST POSTSEASON RECORDS IN NFL HISTORY (minimum of 10 games)

Head Coach	Team(s)	W	L	Pct.
Vince Lombardi	GB/WAS	9	1	.900
Tom Flores	Oakland	8	3	.727
Bill Walsh	San Francisco	10	4	.714
Joe Gibbs	Washington	17	7	.708
Bill Belichick	CLE/NE	18	8	.692
Jimmy Johnson	DAL/MIA	9	4	.692

BELICHICK IS GOOD IN DECEMBER

Bill Belichick is 47-8 (.855) in December with New England, the best record in December among head coaches with one team in NFL history (min. 25 games). George Seifert is second (27-6, .818).

BELICHICK NAMED COACH OF THE YEAR 3 TIMES

The Associated Press named Bill Belichick the NFL's Coach of the Year for 2010. It was the third time that Belichick earned the honor. He was also named Coach of the Year following the 2003 and 2007 seasons. Belichick joins Don Shula (4-time winner) and Chuck Knox as the only three-time winners.

BELICHICK FIRST WITH 14 WINS IN FOUR SEASONS

Bill Belichick guided the Patriots to an NFL-best 14-2 record in 2010. Belichick is the first head coach ever to win at least 14 regular-season games in four separate seasons. Only four other coaches — San Francisco's George Seifert (3), Washington's Joe Gibbs (2), Chicago's Mike Ditka (2) and Miami's Don Shula (2) — have more than one 14-win season.



TOM BRADY NEWS & NOTES

RECORDING SUCCESS

Tom Brady has quarterbacked the Patriots to victories in 136 of his 175 career regular-season starts, compiling a .777 winning percentage and giving him the best record of any quarterback in the Super Bowl era (since 1966). Brady reached 125 career wins in the fewest starts among quarterbacks in NFL history.



TOP WINNING PERCENTAGES IN SUPER BOWL ERA (Since 1966, Minimum 50 Starts, Regular Season Only)

Player	Team(s)	Years	W	L	T	Pct.
Tom Brady	NE	2000-12	136	39	0	.777
Roger Staubach	DAL	1969-79	85	29	0	.746
Joe Montana	SF/KC	1979-94	117	47	0	.713

ACTIVE QUARTERBACKS WINNING PERCENTAGE

Minimum 32 Starts (two full seasons), Regular Season Only

Quarterback	Team(s)	W	L	T	Pct.
Tom Brady	NE	136	39	0	.777
Matt Ryan	ATL	56	22	0	.718
Ben Roethlisberger	PIT	87	39	0	.690
Peyton Manning	IND/DEN	154	70	0	.688
Joe Flacco	BAL	54	26	0	.675
Aaron Rodgers	GB	52	26	0	.667
Philip Rivers	SD	70	42	0	.625

MOST CAREER WINS AS A STARTER

(Regular season only) Bold Indicates active players

Rk	Name	W	L	T	Pct.
1.	Brett Favre	186	112	0	.624
2.	Peyton Manning	154	70	0	.688
3.	John Elway	148	82	1	.643
4.	Dan Marino	147	93	0	.613
5.	Tom Brady	136	39	0	.777
6.	Fran Tarkenton	124	109	6	.531
7.	Johnny Unitas	119	64	4	.647
8.	Joe Montana	117	47	0	.713
9.	Terry Bradshaw	107	51	0	.677
10.	Warren Moon	102	101	0	.510

BRADY IS ONE OF FIVE TO AVERAGE AT LEAST 250 YARDS PER GAME

Brady is one of five NFL quarterbacks to average 250 or more yards per game.

NFL RECORD FOR MOST PASSING YARDS PER GAME

Player	Team	Yards/Game
Drew Brees	SD/NO	270.1
Peyton Manning	IND/DEN	265.6
Kurt Warner	STL/ARI	260.8
Dan Marino	Miami	253.6
Tom Brady	Patriots	253.1

BRADY REACHES 5,000 YARDS IN 2011

Brady set a franchise record with 5,235 passing yards in 2011 and joined Drew Brees (5,177 in 2012, 5,476 in 2011 and 5,069 in 2008), Dan Marino (5,084 in 1984) and Matthew Stafford (5,038 in 2011) as the only players in NFL history to reach 5,000 passing yards in a single season.

Most Passing Yards in a season

5,476	Drew Brees, New Orleans in 2011
5,235	Tom Brady, Patriots in 2011
5,177	Drew Brees, New Orleans in 2012
5,084	Dan Marino, Miami in 1984
5,069	Drew Brees, New Orleans in 2008
5,038	Matthew Stafford, Detroit in 2011

NFL RECORD FOR MOST PASSING YARDS PER GAME/SEASON

Player	Team	Year	Yards/Game
Drew Brees	New Orleans	2011	342.3
Tom Brady	Patriots	2011	327.2

BRADY AVG. 300 YARDS PER GAME IN 2012

Brady averaged 301.7 yards per game in 2012. Brady (300.4 in 2007 and 327.2 in 2011) joins Drew Brees as the first NFL players to average 300 yards in three seasons.

NFL RECORD FOR MOST SEASONS AVERAGING 300 OR MORE YARDS PER GAME

3	Tom Brady (2012, 2011, 2007)
3	Drew Brees (2012, 2011, 2008)
2	Dan Fouts (1982, 1981)

BRADY REACHED 4,000 YARDS IN 2012

Brady reached 4,000 yards passing for the fifth time in his career in 2012. Brady had 4,110 yards in 2005, 4,806 in 2007, 4,398 in 2009, 5,235 in 2011 and had 4,827 yards in 2012. He joins Dan Marino (6), Brett Favre (6), Drew Brees (7) and Peyton Manning (12) as the only players to have at least five seasons with 4,000 passing yards.

All-time 4,000-yard passing seasons

12	Peyton Manning
7	Drew Brees
6	Dan Marino
6	Brett Favre
5	Tom Brady
4	Warren Moon
4	Philip Rivers
4	Tony Romo

BRADY REACHES 3,000 PASSING YARDS FOR 10TH TIME

Brady (4,827) went over 3,000 passing yards on the season for the 10th time in his career. Brady entered the Jets game (11/22) needing 24 yards to reach 3,000 yards and reached 3,000 yards on a 28-yard pass to TE Aaron Hernandez in the first quarter. He is one of six NFL players with at least 10 3,000-yard seasons.

NFL RECORD FOR MOST 3,000-YARD SEASONS

18	Brett Favre
14	Peyton Manning
13	Dan Marino
12	John Elway
10	Tom Brady
10	Drew Brees

BRADY REACHES 30 TDS FOR FOURTH TIME

Tom Brady reached 30 touchdowns in 2012 after finishing with 34 for his third straight 30-touchdown season. Brady now has four 30-touchdown seasons overall after throwing for an NFL-leading 36 in 2010, 39 in 2011 and an NFL-record 50 in 2007. The only other Patriots quarterback to have a 30-touchdown season was Vito "Babe" Parilli in 1964 when he led the AFL with 31. Brady is the fourth quarterback in NFL history to have 30 or more touchdown passes in at least four seasons and the third quarterback in NFL history with three or more straight seasons with 30 or more touchdowns.

MOST SEASONS WITH 30-PLUS TOUCHDOWN PASSES

Brett Favre	9
Peyton Manning	7
Drew Brees	5
Tom Brady	4
Dan Marino	4
Aaron Rodgers	3
Kurt Warner	3

THREE OR MORE STRAIGHT 30 TOUCHDOWN SEASONS

Brett Favre	5 (1994-98)
Drew Brees	5 (2008-2012)
Tom Brady	3 (2010-2012)
Dan Marino	3 (1984-86)



TOM BRADY NEWS & NOTES

BRADY AT 35 TOUCHDOWNS

Brady is the second NFL player to have at least 35 touchdowns in three different seasons. He has 32 TD passes entering the final week of the season.

QBS WITH THE MOST 35+ PASSING TOUCHDOWNS IN NFL HISTORY

Player	35+TD Pass Seasons
Tom Brady	3 (50 in 2007, 36 in 2010 and 39 in 2011)
Brett Favre	3 (38 in 1995, 39 in 1996 and 35 in 1997)

BRADY BECOMES SECOND PLAYER WITH TWO OR MORE SEASONS OF 39-PLUS TDS

Brady finished the 2011 season with 39 touchdown passes, marking the second highest total of his career, trailing the NFL-record of 50 he had in 2007. Brady joins Dan Marino, Drew Brees and Aaron Rodgers as the only players in NFL history with at least two different seasons with 39 or more touchdown passes.

Players with the Most Touchdown Passes in a single season in NFL history

Player	Team	Season	TDs
Tom Brady	Patriots	2007	50
Peyton Manning	Indianapolis	2004	49
Dan Marino	Miami	1984	48
Drew Brees	New Orleans	2011	46
Aaron Rodgers	Green Bay	2011	45
Dan Marino	Miami	1986	44
Drew Brees	New Orleans	2012	43
Matthew Stafford	Detroit	2011	41
Kurt Warner	St. Louis	1999	41
Aaron Rodgers	Green Bay	2012	39
Tom Brady	Patriots	2011	39
Daunte Culpepper	Minnesota	2004	39
Brett Favre	Green Bay	1996	39

BRADY HAS 18 CAREER 4-TD GAMES

Brady has thrown four or more touchdowns in a game 18 times with 14 four-touchdown games, two five-touchdown games and two six-touchdown games.

Most Games with 4+ Touchdown Passes

PLAYER	4+ TD Games
1. Brett Favre	23
2. Peyton Manning	22
3. Dan Marino	21
4. Drew Brees	20
5. Tom Brady	18
5. Johnny Unitas	17

Most Games with 4 TDs and No Interceptions

PLAYER	Games
1. Tom Brady	14
2. Drew Brees	12
2. Brett Favre	12
4. Peyton Manning	10

BRADY PASSED UNITAS FOR SECOND LONGEST TOUCHDOWN STREAK

Brady moved past Johnny Unitas (47) and has now thrown at least one touchdown in 48 regular season games for the second longest touchdown streak in NFL history, behind Drew Brees (54).

MOST CONSECUTIVE GAMES, TOUCHDOWN PASSES

Player	Games
Drew Brees (2009-2012)	54
Tom Brady (2010-current)	48
Johnny Unitas (1956-60)	47
Brett Favre (2002-04)	36
Dan Marino (1985-87)	30

BRADY TIED NFL MARK WITH 13 STRAIGHT GAMES WITH TWO OR MORE TOUCHDOWNS

Brady threw for one touchdown against the Jets (10/9/11), snapping his streak of 13 straight games with two or more touchdown passes. Brady's streak of 13 straight games with two or more touchdowns is tied with Peyton Manning's 2004 total and Aaron Rodgers' 2011 total for the longest such streak in NFL history.

BRADY IS PATRIOTS ALL-TIME LEADING PASSER

PATRIOTS ALL-TIME LEADING PASSERS

Player	YEARS	ATT	COMP	YARDS
Tom Brady	2000-12	5,958	3,798	44,806
Drew Bledsoe	1993-01	4,518	2,544	29,657
Steve Grogan	1975-90	3,593	1,879	26,886

BRADY HAS CAREER HIGH WITH 4 RUSHING TDS

Brady scored his career-high fourth rushing touchdown of the season vs. San Francisco (12/16). His previous best was in 2011 when he had three rushing touchdowns.

MOST CAREER TOUCHDOWN PASSES

MOST TOUCHDOWNS CAREER

(regular season only) Bold indicates active players

Rank	Name	Touchdowns
1.	Brett Favre	508
2.	Peyton Manning	436
3.	Dan Marino	420
4.	Fran Tarkenton	342
5.	Tom Brady	334
6.	Drew Brees	324
7.	John Elway	300
8.	Warren Moon	291
9.	Johnny Unitas	290
10.	Vinny Testaverde	275

BRADY GOES OVER 300 YARDS FOR THE 53rd TIME IN HIS CAREER

Brady had his 53rd NFL game with 300 or more yards passing vs. San Francisco (12/16/12), and his 8th of the 2012 season, and ranks third among active NFL quarterbacks, behind NFL-leader Peyton Manning (72) and Drew Brees (67). The Patriots are 43-10 when Brady throws for 300 or more yards.

NFL QUARTERBACK 300-YARD GAMES (*ACTIVE)

Player	300-Yard Games
Peyton Manning*	72
Drew Brees*	67
Dan Marino	63
Brett Favre	62
Tom Brady*	53
Kurt Warner	52
Dan Fouts	51
Warren Moon	49
Tony Romo	40

Brady had a career-best 11 300-yard games in the 2011 season, which is the second most 300-yard games in a single season. The NFL record for most 300-yard games in a season was set by Drew Brees in 2011 with 13 300-yard games.

TOM BRADY'S RECORD AS A STARTER

	Reg. Season	Playoffs	Total
Overall:	136-39	17-7	153-46
Home:	75-13	11-3	86-16
Road:	61-26	6-4*	67-30*
By Yardage Total			
Less than 200:	29-13	3-1	32-14
200-299:	64-16	10-4	74-20
300 or more:	43-10	4-2	47-12
Other Records			
On Artificial Turf:	73-11	7-5	80-16
Temp. Below 40:	29-4	10-2	39-6
Thanksgiving or later:	54-10	17-7	71-17
Leading at Halftime:	105-11	12-4	117-15
Leading after 3 Qtrs:	113-8	11-3	124-11
Overtime:	8-1	1-0	9-1
Passer rating >100.0:	79-5	8-0	87-5

*Includes five Super Bowls at neutral sites



TOM BRADY NEWS & NOTES

BRADY SET NFL RECORD FOR LONGEST HOME WINNING STREAK

Tom Brady set an NFL record for most consecutive home wins as a starting quarterback with his 26th straight win in a regular-season home start following the 45-3 win against the Jets (12/06/10) and extended his streak to 31 before it ended with a 24-20 loss against the New York Giants (11/6/11).

MOST CONSECUTIVE REGULAR-SEASON HOME GAMES WON AS A STARTING QUARTERBACK:

Player	Team	Years	Streak
Tom Brady	NE	2006-11	31
Brett Favre	GB	1995-98	25
John Elway	DEN	1996-98	22
Bob Griese	MIA	1971-74	20
Randall Cunningham	PHI	1990-94	20

TOP QB HOME STARTING RECORDS (MIN. 50 STARTS) SINCE 1970 MERGER (includes postseason)

Player	Team(s)	W	L	T	Pct.
Tom Brady	NE	86	16	0	.843
Terry Bradshaw	PIT	75	14	0	.843
John Elway	DEN	104	25	0	.806

BRADY'S COMEBACKS

Brady has engineered 35 career game-winning performances to lead his team to a victory from a fourth-quarter deficit or tie.

Time Remaining/Passing Statistics^

Date	Opp.	Score	in Reg.	Att	Cmp	Yds	TD	Int	Final
10/21/12	NYJ	23-26	1:37	9	13	95	0	0	(ot) 29-26
01/22/12	BAL*	16-20	15:00	6	3	20	0	1	23-20
12/24/11	MIA	17-17	15:00	11	8	120	0	0	27-24
10/16/11	DAL	13-16	5:13	9	11	87	1	0	20-16
12/19/10	GB	21-27	13:49	6	5	82	1	0	31-27
10/17/10	BAL	10-20	14:53	24	16	156	1	1	(ot) 23-20
09/14/09	BUF	13-24	5:32	13	11	112	2	0	25-24
12/29/07 at NYG		23-28	15:00	12	8	130	1	0	38-35
12/03/07 at BAL		17-24	14:25	17	7	113	1	0	27-24
11/25/07	PHI	24-28	15:00	16	11	109	0	0	31-28
11/04/07 at IND		10-20	9:42	10	8	144	2	0	24-20
01/14/07 at SD*		13-21	8:35	14	9	122	1	1	24-21
12/03/06	DET	13-21	13:07	15	14	101	0	0	28-21
11/26/06	CHI	10-10	14:46	7	6	98	1	0	17-13
11/13/05 at MIA		15-16	2:53	2	2	76	1	0	23-16
10/30/05	BUF	7-16	10:07	4	4	69	0	0	21-16
10/09/05 at ATL		28-28	3:52	2	2	17	0	0	31-28
09/25/05 at PIT		10-13	14:19	12	12	167	0	0	23-20
02/06/05	PHI**	14-14	15:00	4	2	33	0	0	24-21
10/03/04 at BUF		17-17	15:00	4	2	8	1	0	31-17
02/01/04	CAR**	29-29	1:08	5	4	47	0	0	32-29
01/10/04	TEN*	14-14	15:00	11	6	27	0	0	17-14
11/30/03 at IND		31-31	10:21	6	3	31	1	0	38-34
11/23/03 at HST		13-20	3:11	14	10	133	1	0	(ot) 23-20
11/03/03 at DEN		23-26	2:51	4	5	58	1	0	30-26
10/19/03 at MIA		13-13	15:00	10	7	147	1	0	(ot) 19-13
10/05/03	TEN	24-27	4:40	1	1	15	0	0	38-30
12/29/02	MIA	13-24	4:59	13	8	69	1	0	(ot) 27-24
11/10/02 at CHI		19-30	5:16	14	9	116	2	0	33-30
09/22/02	KC	38-38	0:00	5	4	46	0	0	(ot) 41-38
02/03/02	STL**	17-17	1:21	8	5	53	0	0	20-17
01/19/02	OAK*	3-13	15:00	27	20	138	0	0	(ot) 16-13
12/16/01 at BUF		6-9	5:57	13	9	116	0	0	(ot) 12-9
12/02/01 at NYJ		14-16	15:00	7	6	56	0	0	17-16
10/14/01	SD	16-26	8:48	18	13	130	1	0	(ot) 29-26

^Statistics are from the time noted until the end of the game * Divisional Playoffs ** Super Bowl

BRADY HAD THREE STRAIGHT GAMES WITH 30 COMPLETIONS IN 2011

Brady tied an NFL record with three straight games with 30 completions after completing 32 at Miami (9/12), 31 vs. San Diego (9/18) and 30 at Buffalo (9/25). He shares the record with Drew Brees (2011), Steve Young (1995), Rich Gannon (2002), Kurt Warner (2008) and Peyton Manning (2010). The most 30 completion games Brady has had in a season is five in 2007.

BRADY IN THE POSTSEASON

NFL ALL-TIME LEADERS / PLAYOFF VICTORIES AS STARTING QUARTERBACK

Player	Team(s)	Playoff Wins
Tom Brady	New England	17
Joe Montana	S.F./K.C.	16
Terry Bradshaw	Pittsburgh	14
John Elway	Denver	14
Brett Favre	Green Bay/Minnesota	12
Troy Aikman	Dallas	11
Roger Staubach	Dallas	11

QB'S WITH 3 OR MORE SUPER BOWL VICTORIES

Quarterback	Team	Wins
Terry Bradshaw	PIT	4
Joe Montana	SF	4
Troy Aikman	DAL	3
Tom Brady	NE	3

PLAYERS WITH MULTIPLE SUPER BOWL MVP AWARDS

Player	Team	MVPs
Joe Montana	SF	3
Terry Bradshaw	PIT	2
Tom Brady	NE	2
Bart Starr	GB	2
Eli Manning	NYG	2

BRADY SETS FRANCHISE RECORD WITH 517 PASSING YARDS

Brady set a franchise record with 517 passing yards in the 2011 season-opener at Miami (9/12). The previous high was 426 yards by Drew Bledsoe vs. Minnesota on Nov. 13, 1994. Brady's previous best was 410 passing yards vs. Kansas City on Sept. 22, 2002. Brady is one of 14 NFL quarterbacks to throw for 500 yards or more. His 517 yards are the seventh highest in NFL history.

PLAYER	TEAM	500 YARD GAME
Norm Van Brocklin	LA Rams	554 yards in 1951
Matt Schaub	Houston	527 yards in 2012
Warren Moon	Houston Oilers	527 yards in 1990
Boomer Esiason	Arizona	522 yards in 1996
Dan Marino	Miami	521 yards in 1988
Matthew Stafford	Detroit	520 yards in 2011
Tom Brady	Patriots	517 yards in 2011

BRADY HAD 423 YARDS AS A FOLLOW-UP TO HIS 517 YARD PERFORMANCE IN MIAMI IN 2011

In the 2011 season opener in Miami (9/12), Brady threw for 517 yards. In Week 2 against San Diego (9/18), Brady became the first 500-yard passer to follow up his 500-yard performance by throwing for 400 or more yards. Before Brady's performance against the Chargers, only Drew Brees (2006) had followed-up a 500-yard game with 300 or more passing yards.

BRADY'S 443 YARDS AGAINST SF IN 2012 ARE SECOND HIGHEST OF HIS CAREER

Tom Brady threw for 443 yards vs. San Francisco (12/16), marking the second highest single-game yardage total of his career. The game marked the fourth time in Brady's career that he has eclipsed the 400-yard mark.

MOST PASSING YARDS IN A GAME IN PATRIOTS HISTORY

Player	Date	Opp	Att	Cmp	Yds	TD	Int
Tom Brady	9/12/11	Mia	48	32	517	4	1
Tom Brady	12/16/12	SF	65	36	443	1	2
Drew Bledsoe	11/13/94	Min	70	45	426	3	0
Drew Bledsoe	11/23/98	Mia	54	28	423	2	2
Tom Brady	9/18/11	SD	40	31	423	3	0

BRADY GUIDES PATRIOTS TO 7TH 12-WIN SEASON

Tom Brady guided the Patriots to their 12th win in 2012. Since entering the NFL in 2000, Brady's teams have reached 12 regular-season wins in seven different seasons, tied with Brett Favre for second all-time, behind Peyton Manning.

Starting QB's with the most 12-win Regular Seasons in NFL History

Player	Seasons
Peyton Manning	9
Tom Brady	7
Brett Favre	6
John Elway	4
Jim Kelly	4



TOM BRADY NEWS & NOTES

BRADY'S 65 PASS ATTEMPTS AGAINST SF ARE A CAREER-HIGH

Tom Brady's 65 passing attempts vs. San Francisco (12/16/12) are a career high, topping his 58 pass attempts at Seattle on Oct. 14, 2012. Brady's 65 attempts are the most in franchise history in a non-overtime game and are the second most in team history in any game, trailing only Drew Bledsoe's 70 attempts in an overtime win vs. Minnesota on Nov. 13, 1994. Brady's 65 pass attempts are the seventh most in NFL history and the most since Brian Griese had 67 for Tampa Bay at Chicago on Sept. 21, 2008 in overtime. It is the most in a non-overtime NFL game since Dec. 24, 2000 when the Jets Vinny Testaverde attempted 69 passes at Baltimore.

MOST PASSING ATTEMPTS IN A GAME IN PATRIOTS HISTORY

Player	Date	Opp	Att	Cmp	Yds	TD	Int
Drew Bledsoe	11/13/94	Min	70	45	426	3	0*
Tom Brady	12/16/12	SF	65	36	443	1	2
Drew Bledsoe	12/16/95	Pit	60	39	336	3	1
Steve Grogan	11/12/89	NO	59	27	283	1	1
Tom Brady	10/14/12	Sea	58	36	395	2	2

*Overtime

BRADY BECOMES THE 14TH PLAYER IN NFL HISTORY WITH 40,000 CAREER YARDS

Tom Brady (44,806 passing yards) entered the game at Tennessee (9/9/12) needing 21 yards to become the 14th player in NFL history with 40,000 career passing yards and reached the feat on a 28-yard pass to TE Rob Gronkowski in the first quarter.

BRADY HAS THIRD BEST QB RATING

Quarterback	Years	Team(s)	Rating
Aaron Rodgers	2005-2012	Green Bay	104.9
Steve Young	1985-99	TB/SF	96.8
Tom Brady	2000-2012	Patriots	96.6
Peyton Manning	1998-2012	IND/DEN	95.7

WINNINGEST COACH/QB TANDEM

Bill Belichick and Tom Brady have the best winning percentage among a head coach/starting quarterback tandem since the 1970 merger. The tandem's 136 wins are the most wins by any coach-QB tandem since the 1970 AFL-NFL merger.

WINNINGEST COACH/QB TANDEM SINCE 1970

(Regular Season Only – by winning percentage)

Quarterback/Head Coach	Team	W	L	T	Pct.
Tom Brady/Bill Belichick	NE	136	39	0	.777
Ken Stabler/John Madden	OAK	60	19	1	.756
Jim McMahon/Mike Ditka	CHI	46	15	0	.754
Peyton Manning/Tony Dungy	IND	73	24	0	.753

WINNINGEST COACH/QB TANDEM SINCE 1970

(Regular Season Only – by victories)

Quarterback/Head Coach	Team	W	L	T	Pct.
Tom Brady/Bill Belichick	NE	136	39	0	.777
Dan Marino/Don Shula	MIA	116	68	0	.630
Terry Bradshaw/Chuck Noll	PIT	107	51	0	.601

TOM BRADY EARNS 23rd AFC PLAYER OF THE WEEK HONOR; MOST IN NFL HISTORY

Tom Brady was named AFC Offensive Player of the Week by the National Football League for his performance in the Patriots' 42-14 victory over Houston (12/10/12). It was the 23rd time in his career, and third of the 2012 season, that Brady had received the AFC Offensive Player of the Week honor. He also earned the award following the Patriots' 52-28 win at Buffalo (9/30/12) and the 45-7 win at St. Louis (10/28/12). Brady is tied with Peyton Manning for the most Player of the Week awards earned by a player since the accolade was instituted in 1984.

THE PLAYERS WITH THE MOST CAREER PLAYER OF THE WEEK AWARDS

Player	Career	Team	POW Awards
Tom Brady	2000-present	Patriots	23
Peyton Manning	1998-present	Colts/Broncos	23
Dan Marino	1983-1999	Dolphins	18
Brett Favre	1991-2010	Packers, Jets, Vikings	16
John Elway	1983-1998	Broncos	15

BRADY SETS NFL RECORD FOR MOST PASS ATTEMPTS WITHOUT AN INTERCEPTION

Tom Brady extended his streak to 358 consecutive regular season pass attempts without an interception before throwing his first interception since Oct. 17, 2010 in the 2011 opener at Miami (9/12). Brady eclipsed Bernie Kosar's record of 308 pass attempts on Dec. 26, 2010 at Buffalo. He ended a streak of 201 pass attempts without an interception last at Miami (12/2/12).

MOST CONSECUTIVE PASS ATTEMPTS WITHOUT AN INTERCEPTION

358	Tom Brady (Patriots)	2010-11
308	Bernie Kosar (Cleveland)	1990-91
294	Bart Starr (Green Bay)	1964-65
279	Jeff George (IND/ATL)	1993-94
277	Rich Gannon (Oakland)	2001
271	Jason Campbell (Washington)	2007-08

BRADY IS TIED FOR SECOND WITH MOST GAMES WITH 3 TDS AND NO INTERCEPTIONS

Player Most Games with 3+ TD Passes and 0 Int.

Peyton Manning	38
Tom Brady	36
Brett Favre	36
Drew Brees	27
Dan Marino	18
Fran Tarkenton	18

BRADY SETS NFL RECORD WITH AT LEAST TWO TOUCHDOWNS AND NO INTERCEPTIONS

Tom Brady set an NFL record by throwing at least two touchdowns without an interception in each of the final nine games of the 2010 season. Brady passed Don Meredith's previous record of six straight games with two or more touchdowns and no interceptions (1965-66).

BRADY THREW AT LEAST ONE TOUCHDOWN PASS IN ALL 16 GAMES IN 2012 FOR THE THIRD STRAIGHT SEASON

Since the NFL went to a 16-game season in 1978, Tom Brady is the only quarterback to have thrown for at least one touchdown pass in each game for three consecutive seasons. Since the NFL went to a 16-game season, only eight quarterbacks have thrown for at least one touchdown pass in each game. Brady and Peyton Manning were the only quarterbacks to do so in 2012.

QBS WITH A LEAST ONE TD PASS IN ALL 16 GAMES IN A SEASON

Tom Brady (New England)	2010, 2011, 2012
Drew Brees (New Orleans)	2010, 2011
Peyton Manning (Denver)	2012
Daunte Culpepper (Minnesota)	2004
Brett Favre (Green Bay)	2003
Kurt Warner (St. Louis)	1999
Dan Marino (Miami)	1984, 1986
Dave Krieg (Seattle)	1984

*16-game schedule was instituted in 1978

CLASS OF 2000

Tom Brady was the seventh quarterback selected in the 2000 NFL Draft. The Patriots selected him in the sixth round with the 199th overall pick.

Quarterbacks taken in the 2000 NFL Draft

Rd	Pick	Player	Taken By
1	18	Chad Pennington	NY Jets
3	65	Giovanni Carmazzi	San Francisco
3	75	Chris Redman	Baltimore
5	163	Tee Martin	Pittsburgh
6	168	Marc Bulger	New Orleans
6	183	Spergon Wynn	Cleveland
6	199	Tom Brady	New England

BRADY ONE BEHIND NFL RECORD FOR MOST GAMES WITH 300 YARDS, 4 TDS AND 0 INTERCEPTIONS

Tom Brady had his ninth NFL game with 300 yards, four touchdowns and no interceptions against St. Louis (10/28/12) to tie the NFL record with Drew Brees. Brees jumped ahead with his 10th such game.



PATRIOTS OFFENSIVE NOTES

BRADY MOVES PAST DREW BLEDSOE INTO 9TH PLACE ON THE PASSING YARDS LIST

Brady (44,806) moved past Drew Bledsoe (44,611) into 9th place on the NFL's all-time passing list. Drew Brees is in 8th place with 45,919 passing yards.

BRADY MOVES INTO 8TH FOR MOST PASS COMPLETIONS

Tom Brady (3,798) moved past Vinny Testaverde (3,787) into 8th place on the NFL's all-time completion list. Drew Bledsoe is in 7th place with 3,839 completions.

BRADY IS ONE OF SEVEN TO THROW FOR CONSECUTIVE 400-YARD GAMES

Brady is one of just seven NFL quarterbacks to have back-to-back games with 400 or more passing yards.

NFL RECORD FOR MOST CONSECUTIVE GAMES WITH 400 OR MORE YARDS PASSING

2 Tom Brady, 2011	2 Phil Simms, NY Giants, 1985
2 Cam Newton, Carolina, 2011	2 Dan Marino, Miami, 1984
2 Matt Cassel, Patriots, 2008	2 Dan Fouts, San Diego, 1982
2 Billy Volek, Tennessee, 2004	

BRADY HAS LED THE PATRIOTS TO FIVE 50-POINT GAMES AND TWO IN 2012

Brady and the Patriots knocked off Indianapolis 59-24 on Nov. 18. The game marked the fifth time that New England scored at least 50 points in a game started by Brady, the second-most 50-point games by a starting QB in NFL history (Pro Football Hall of Famer Len Dawson, six.)

Date	Opponent	Score
10/28/07	vs. Washington	52-7
11/18/07	at Buffalo	56-10
10/18/09	vs. Tennessee	59-0
9/30/12	at Buffalo	52-28
11/18/12	vs. Indianapolis	59-24

BRADY HAS THROWN TWO 50-YARD PASSES IN THE SAME GAME SEVEN TIMES

Brady has thrown at least two 50-yard passes in the same game seven times in his career after completing an 83-yard touchdown pass to Shane Vereen and a 56-yard touchdown pass to Julian Edelman at the Jets on Nov. 22, 2012. His career best was when he had a 58-yard touchdown, a 58-yard pass and an 81-yard touchdown at Miami on Dec. 6, 2009.

BRADY'S GAMES WITH AT LEAST TWO 50-YARD PASSES

10/9/05 @ Atlanta	- 55t (3Q) Bethel Johnson	- 51 (1Q) Deion Branch
1/14/06 @ Denver *AFC Divisional Playoff Round	- 73 (4Q) Deion Branch	- 51 (2Q) Andre' Davis
12/31/06 @ Tennessee	- 62t (3Q) Reche Caldwell	- 52 (1Q) Corey Dillon
12/9/07 vs. Pittsburgh	- 63t (2Q) Randy Moss	- 56t (3Q) Jabar Gaffney >Flea-flicker w/R. Moss
11/15/09 @ Indianapolis	- 63t (2Q) Randy Moss	- 55 (1Q) Randy Moss
12/06/09 @Miami	- 58t (1Q) Randy Moss	- 58 (2Q) Wes Welker
	- 81t (3Q) Sam Aiken	
11/22/12 @NY Jets	- 83t (2Q) Shane Vereen	- 56t(2Q) Julian Edelman

ROOKIE BOLDEN HAS FIRST 100-YARD DAY AND FINISHES WITH AN 8.6-YARD AVERAGE

Rookie RB Brandon Bolden finished with 16 carries for 137 yards and an 8.6-yard average at Buffalo (9/30) with runs of 20 and 27 yards. His 8.6-yard average is tied for the third highest ever in a single game for the Patriots among running backs with at least 15 rushing attempts. He earned the FedEx Ground Player of the Week for his performance.

ROOKIE BOLDEN HAS FIRST 100-YARD DAY AND FINISHES WITH AN 8.6-YARD AVERAGE (continued)

Highest Rushing Average/Single Game (min. 15 rushing attempts)

Player	Average
Curtis Martin	9.6 (17-164 vs. Washington, Oct. 13, 1996)
Tony Collins	9.2 (23-212 vs. N.Y. Jets, Sept. 18, 1983)
Brandon Bolden	8.6 (16-137 at Buffalo, Sept. 30, 2012)
Sammy Morris	8.6 (16-138 vs. Denver, Oct. 20, 2008)
Jim Nance	8.6 (17-146 at Houston, Dec. 11, 1966)
Stevan Ridley	8.5 (15-127 at St. Louis, Oct. 28, 2012)

FOOTBALL RUNS IN BOLDEN'S FAMILY

Bolden's grandfather, Frank Pitts, played 10 years in the NFL (1965-74), as a receiver for Kansas City, Cleveland and Oakland. He was with Kansas City for two Super Bowls, losing Super Bowl I and winning Super Bowl IV. Said Bolden about his grandfather, "I remember being 6 years old, him popping in a highlight film of Super Bowl I and IV. I've seen that tape at least 500 times."

DAN CONNOLLY HAS THE LONGEST KICKOFF RETURN EVER BY AN OFFENSIVE LINEMAN

Dan Connolly was named AFC Special Teams Player of the Week after he returned a kickoff 71 yards to the 4-yard line in the second quarter of the Patriots win vs. Green Bay on Dec. 19, 2010. According to the Elias Sports Bureau, it is the longest kickoff return by an offensive lineman in NFL history. The run by Connolly topped the 48-yard touchdown return by Atlanta's Mal Snyder in 1969. Previously, the longest kickoff return for a Patriots offensive lineman was a 27-yard return by G Stephen Neal on Nov. 30, 2008 vs. Pittsburgh. Connolly's previous best was a 16-yard return vs. Miami on Nov. 8, 2009.

JULIAN EDELMAN SETS FRANCHISE RECORD WITH A 94-YARD PUNT RETURN FOR A TOUCHDOWN

WR Julian Edelman set a franchise record with a 94-yard punt return for a touchdown in the second quarter vs. Miami (01/02/11). The Patriots' previous longest punt return was an 89-yard touchdown return by Mike Haynes vs. Buffalo on Nov. 7, 1976. Edelman returned his second career punt for a touchdown vs. Kansas City on Nov. 21, 2011 with a 72-yard return. He was named AFC Special Teams Player of the Week for his performance against Kansas City. He scored his third punt return for a touchdown with a 68-yarder vs. Indianapolis (11/18/12) to tie a franchise record.

Most Punt Return Touchdowns/Patriots Career

3 Julian Edelman
3 Troy Brown
3 Irving Fryar
2 Mike Haynes

EDELMAN SETS PATRIOTS RECORD FOR BEST PUNT RETURN AVERAGE IN A SEASON

Edelman set a franchise record for the best punt return average in a single season with a 15.3-yard punt return average in 2010. The previous best was a 14.8 punt return average by Mack Herron in 1974. Edelman led the AFC and finished second in the NFL with a 15.3 punt return average. Chicago's Devin Hester led the NFL with a 17.1-yard average.

Patriots Best Punt Return Average/Season

Player	Punt Rt Avg.	Year
Julian Edelman	15.3	2010
Mack Herron	14.8	1974
Troy Brown	14.2	2001



PATRIOTS OFFENSIVE NOTES

EDELMAN HAS HIGHEST PUNT RETURN AVERAGE IN TEAM HISTORY

Edelman has returned 72 punts for 943 yards during his Patriots' career and is first in team history with a 13.1 average. The NFL all-time leader (min. of 75 returns) is 12.8 by George McAfee of Chicago (1940-41, 45-50) with 112 returns for 1,431 yards. Edelman needs three more returns to qualify for the all-time lead in NFL history.

HIGHEST PUNT RETURN AVERAGE, PATRIOTS CAREER (20 Returns)

Player	Punt Rt Avg.	Year
Julian Edelman	13.1	2009-12(72-943)
Mack Herron	12.0	1973-75 (74-888)
Carl Garrett	11.3	1969-72 (43-487)
Wes Welker	10.4	2007-12 (114-1,185)

EDELMAN IS FIRST PATRIOTS PLAYER WITH TWO PUNT RETURNS OF 40 YARDS IN THE SAME GAME

Edelman had a 68-yard punt that he returned for a touchdown and a 49-yard return vs. Indianapolis (11/18/12). He is the first player in team history with two punt returns of 40 or more yards in the same game. Troy Brown came close in 2000 when he had returns of 39 and 66 against Tampa Bay.

EDELMAN BREAKS FOR A 47-YARD RUN IN THE FOURTH QUARTER; LONGEST RUN BY A PATS WIDE RECEIVER

Edelman had a 47-yard run in the fourth quarter vs. Indianapolis (11/18/12). It was the longest run from scrimmage for the Patriots in 2012, topping Steven Ridley's 41-yard run against St. Louis in London on Oct. 28. It is the longest run ever by a Patriots receiver, topping Troy Brown's 35-yard run vs. Tampa Bay on Sept. 3, 2000. It is the longest run by a Patriots player since Sammy Morris had a 55-yard run on Dec. 27, 2009 vs. Jacksonville.

EDELMAN GOES FROM STANDOUT QB TO WR

Edelman began his college football career with a year at the College of San Mateo (Calif.) before transferring to Kent State where as a senior he completed 56% of his passes (153 of 275 passes for 1,820 yards) with 13 touchdowns. He was also the leading rusher, gaining 1,551 yards on 215 attempts (an average of 7.5 yards per carry) and scoring 13 touchdowns. His offensive numbers broke Kent State's single-season record for total offense set by Joshua Cribbs in 2003.

GRONKOWSKI SETS NFL RECORD FOR RECEIVING YARDS BY A TIGHT END

Rob Gronkowski finished the 2011 season with 1,327 receiving yards, surpassing San Diego's Kellen Winslow's 1980 record of 1,290 receiving yards for most receiving yards in a season by a tight end. New Orleans' Jimmy Graham also broke Winslow's old record, but finished with 1,310 receiving yards, 17 shy of Gronkowski's new record.



Most Receiving Yards by Tight End in the NFL

Player	Yards	Year
Rob Gronkowski	1,327	2011
Jimmy Graham (NO)	1,310	2011
Kellen Winslow (SD)	1,290	1980
Tony Gonzalez (KC)	1,258	2004
Todd Christensen (Raiders)	1,247	1983
Jackie Smith (STL)	1,205	1967
Tony Gonzalez (KC)	1,203	2000
Pete Retzlaff (PHI)	1,190	1965
Ben Coates (NE)	1,174	1994

Most Receiving Yards by a Patriots Tight End

Player	Yards	Year
Rob Gronkowski	1,327	2011
Ben Coates	1,174	1994
Ben Coates	915	1995
Aaron Hernandez	910	2011
Marv Cook	808	1991
Don Hasselbeck	808	1981

GRONKOWSKI SETS NFL RECORD FOR RECEIVING YARDS BY A TIGHT END (continued)

Most Receptions by a Patriots Tight End

Player	Rec.	Year
Ben Coates	96	1994
Rob Gronkowski	90	2011
Ben Coates	84	1995
Marv Cook	82	1991
Aaron Hernandez	79	2011

GRONKOWSKI SETS NFL MARK FOR TOUCHDOWNS BY A TIGHT END IN A SEASON

Gronkowski set an NFL record for most touchdowns by a tight end with 18 overall touchdowns (17 receiving and 1 rushing). Gronkowski passed the old mark of 13 receiving touchdowns by Vernon Davis (SF in 2009) and Antonio Gates (SD in 2004). In addition to his 17 touchdown receptions, Gronkowski scored on a lateral in the third quarter vs. Indianapolis (12/4/11), credited as his first career rushing play.

MOST TOTAL TDs BY A TIGHT END IN A SINGLE NFL SEASON

18	Rob Gronkowski	NE	2011	(17 pass, 1 rush)
13	Vernon Davis	SF	2009	(13 pass)
13	Antonio Gates	SD	2004	(13 pass)

MOST TD RECEPTIONS BY A TIGHT END IN A SINGLE NFL SEASON

17	Rob Gronkowski	NE	2011
13	Vernon Davis	SF	2009
13	Antonio Gates	SD	2004

GRONKOWSKI SECOND PATRIOTS TIGHT END TO REACH 1,000 YARDS

Gronkowski became the second tight end in New England Patriots history to go over 1,000 receiving yards in 2011. He moved past TE Ben Coates (1,174 yards in 1994) to set the franchise record for most receiving yards by a Patriots tight end with 1,327 yards. He is the seventh tight end in NFL history to reach 1,200 yards.

GRONKOWSKI BECOMES FIRST PATRIOTS TIGHT END TO RECORD A RUSHING TOUCHDOWN

Gronkowski scored a 2-yard touchdown on a lateral from Tom Brady in the third quarter vs. Indianapolis (12/4/11), becoming the first tight end in Patriots history to score a rushing touchdown. Gronkowski is the first NFL tight end to score a rushing touchdown since Tennessee's Bo Scaife had a 31-yard scoring run against Baltimore on Nov. 12, 2006. He is the first tight end since the 1970 merger to have two receiving touchdowns and a rushing touchdown in the same game.

LED AFC IN SCORING IN 2011; FIRST TIME THAT A TE HAS LED A CONFERENCE IN SCORING

Gronkowski led the AFC in scoring among non-kickers with 108 points in 2011 and finished second in the NFL to Philadelphia's LeSean McCoy, who had 120 points. It is the first time in NFL history that a tight end has led his conference in scoring and the first time a tight end has led the NFL in touchdown receptions (17).

GRONKOWSKI HAS THREE STRAIGHT 10-TD SEASONS

Gronkowski has three straight 10 touchdown seasons (10 in 2010, 18 in 2011 and 11 in 2012). Gronkowski joins Randy Moss (2007, 2008 and 2009) and Corey Dillon (2004, 2005, 2006) as the only Patriots with three straight 10-plus touchdown seasons and three 10-plus touchdown seasons overall.

CONSECUTIVE 10-PLUS TD SEASONS / PATRIOTS HISTORY

3 Rob Gronkowski - 2010, 2011, 2012
3 Randy Moss - 2007, 2008, 2009
3 Corey Dillon - 2004, 2005, 2006
2 BenJarvus Green-Ellis - 2010, 2011
2 Curtis Martin - 1995, 1996

MOST 10-PLUS TOUCHDOWN SEASONS / PATRIOTS HISTORY

3 Rob Gronkowski - 2001, 2011, 2012
3 Randy Moss - 2007, 2008, 2009
3 Corey Dillon - 2004, 2005, 2006
2 BenJarvus Green-Ellis - 2010, 2011
2 Curtis Martin - 1995, 1996
2 Stanley Morgan - 1979, 1986



PATRIOTS OFFENSIVE NOTES

GRONKOWSKI IS FIRST TIGHT END WITH THREE STRAIGHT 10-PLUS TOUCHDOWN SEASONS

Gronkowski had 11 touchdowns in 2012 and is the first tight end in NFL history to have three straight 10-plus touchdown seasons.

CONSECUTIVE 10-PLUS TD SEASON BY A TE/NFL HISTORY

Rob Gronkowski 10 in 2010, 18 in 2011, 11 in 2012

Antonio Gates 13 in 2004 and 10 in 2005

GRONKOWSKI IS SECOND IN NFL HISTORY TO RUSH FOR A TD, CATCH A TD, RECORD A TACKLE AND RETURN A KICKOFF IN THE SAME SEASON

In 2011, Gronkowski became the second tight end in NFL history to rush for a touchdown, catch a touchdown, record a tackle and return a kickoff in the same season. Bo Scaife was the first to accomplish the feat in 2006 with Tennessee.

GRONKOWSKI REACHED 20 TDS IN FEWEST GAMES AMONG TEs IN NFL HISTORY

Gronkowski reached the 20-touchdown mark in just 26 career games, the fewest games among tight ends in NFL history.

THE TIGHT ENDS TO REACH 20 TOUCHDOWN RECEPTIONS IN THE FEWEST GAMES

Player	Team	Games to 20 TD catches
Rob Gronkowski	Patriots	26
Mike Ditka	Chicago	31
Kellen Winslow	San Diego	35
Antonio Gates	San Diego	37

GRONKOWSKI IS SECOND ON PATRIOTS LIST FOR TOUCHDOWNS BY A TIGHT END

Most Receiving Touchdowns by a Patriots Tight End

Player	TD	Years
Ben Coates	50	1991-99
Rob Gronkowski	38	2010-Present
Russ Francis	28	1975-80, 87-88
Ben Watson	20	2004-09

MOST TD CATCHES BY A PATS TIGHT END

MOST TOUCHDOWN CATCHES IN A SEASON BY A PATRIOTS TIGHT END

Player	Year	Rec	Yds	Avg	Lg	TD
Rob Gronkowski	2011	90	1327	14.7	52t	17
Rob Gronkowski	2010	42	546	13	28	10
Ben Coates	1996	62	682	11	84t	9

Gronkowski finished the 2011 season with 90 receptions, posting the 13th season with 90 or more receptions by a tight end. New Orleans' Jimmy Graham (99) also eclipsed the 90-reception plateau in 2011..

GRONKOWSKI'S 18 OVERALL TDS ARE SECOND MOST BY A PATRIOT IN A SEASON

Gronkowski finished the 2011 season with 18 overall touchdowns (17 receiving, 1 rushing). His 18 overall touchdowns passed Curtis Martin (17 overall in 1996) for the second highest single season total in Patriots history. Randy Moss had a franchise record 23 total touchdowns in 2007.

PATRIOTS RECORD BOOK / MOST TOUCHDOWNS IN A SEASON

Player	Season	TDs
Randy Moss	2007	23
Rob Gronkowski	2011	18
Curtis Martin	1996	17

GRONKOWSKI'S 38 TDS ARE THIRD MOST IN FIRST THREE NFL SEASONS

Most Touchdown Catches First Three NFL seasons

No.	Player
43	Randy Moss (Minnesota – 17, 11 and 15)
40	Jerry Rice (SF -3, 15 and 22)

38 Rob Gronkowski (10, 17 and 11)

Gronkowski has 38 touchdown receptions and 39 touchdowns overall in his first 43 NFL games since entering the NFL in 2010. The NFL record for most overall touchdowns in a player's first three NFL seasons is 47 by Barry Sanders (43 rushing and 4 receiving) and the record for most touchdown receptions in a player's first three NFL seasons is 43 by Randy Moss.

GRONKOWSKI: NFL TIGHT END RECORD OF SEVEN GAMES OF TWO OR MORE TDS IN 2011

Gronkowski's seven games with two or more touchdowns in 2011 are an NFL record for a tight end. Antonio Gates (San Diego in 2004) and Jerry Smith (Washington in 1967) each had four two-touchdown games. The NFL record for most two-plus touchdown reception games in a season is eight by Randy Moss with the Patriots in 2007. Gronkowski's is tied with Cris Carter (1995) and Jerry Rice (1987) for the second most games with two or more touchdowns in a single season. Gronkowski has 12 such games in his NFL career, including three in 2012.

MOST GAMES WITH 2+ TD RECEPTIONS/SEASON

8	Randy Moss (Patriots)	2007
7	Rob Gronkowski (Patriots)	2011
7	Cris Carter (Minnesota)	1995
7	Jerry Rice (San Francisco)	1987

GRONKOWSKI LEADS ALL NFL PLAYERS WITH 38 TOUCHDOWN RECEPTIONS SINCE 2010

Gronkowski's 38 touchdown receptions since the start of the 2010 season are the most among all NFL players during that span. Gronkowski's 39 overall touchdowns since 2010 are tied with Adrian Peterson for second, behind Arian Foster's 47 touchdowns.

Most Touchdowns Receptions by a Tight End Since 2010

Player	Touchdowns
Rob Gronkowski	38
Jimmy Graham	25
Antonio Gates	24
Tony Gonzalez	21
Vernon Davis	18
Aaron Hernandez	18

Most Touchdown Receptions Since 2010

Player	Touchdowns
Rob Gronkowski	38
Calvin Johnson	33

GRONKOWSKI SETS TEAM MARK WITH A TD REC. IN SIX STRAIGHT GAMES

Gronkowski set a franchise record with a touchdown reception in six straight games in 2011. The Patriots record for most consecutive games with at least one touchdown overall is seven by Curtis Martin.

GRONKOWSKI HAS 9 CAREER 100-YARD GAMES

Gronkowski registered his ninth career 100-yard game and his third of the 2012 season after finishing with 137 yards on seven receptions vs. Indianapolis (11/18/12). In 2011, Gronkowski tied a team mark for a tight end with five 100-yard games. Ben Coates had five 100-yard games in 1994. Gronkowski needs one more 100-yard game to break tie with Ben Coates (9) for the most in team history for a tight end.

Most 100-yard Games by a Patriots Tight End

Player	100-Yard Games
Rob Gronkowski	9
Ben Coates	9

ALL IN THE FAMILY

Gronkowski grew up playing football against his brothers in the backyard. Two of his brothers have NFL playing experience. Dan Gronkowski, finished the 2011 season with Cleveland after spending part of the season with the Patriots. He also spent time with Detroit (2009) and Denver (2010). Chris is currently playing for Denver after spending 2010 with Dallas and 2011 with Indianapolis. The Gronkowskis are among 23 different sets of three brothers to have played in the NFL and join nine other families with at least three brothers in the NFL playing at the same time. (Dan is currently out of the NFL).

Family	Brothers	Yr. in NFL at Same Time
Gronkowski	Rob, Dan, Chris	2010- 2011
Baldinger	Brian, Gary, Rich	1986-88, 90-92
Browner	Joey, Keith, Ross	1984-87
Olsen	Merlin, Phil, Orrin	1976
Saul	Rich, Bill, Ron	1970
Richardson	Gloster, Tom, Willie	1969
Rooney	Bill, Cobb, Joe	1924-27
Kinderdine	Hobby, Shine, Walt	1924
Nesser	Al, Frank, Fred, John, Phil, Ted	1921



WES WELKER NEWS & NOTES

WELKER LEADS NFL IN RECEPTIONS SINCE 2007

Wes Welker leads the NFL with 672 receptions since the start of 2007. Welker finished tied for second in the NFL in 2012 with 118 receptions and 8th in the NFL with 1,354 receiving yards.



2007-PRESENT NFL REC. LEADERS

Player	Team	Rec.	Yds	TD
Wes Welker	NE	672	7,459	37
Brandon Marshall	DEN/MIA/CHI	592	7,446	43
Reggie Wayne	IND	578	7,589	41
Roddy White	ATL	563	7,773	49

WELKER BECOMES FIRST NFL PLAYER WITH FIVE SEASONS WITH 100 RECEPTIONS

Welker had 5 receptions for 56 yards vs. San Francisco (12/16), giving him 100 receptions in 2012 and making him the first player in NFL history to have five 100-catch seasons.

MOST 100-RECEPTION SEASONS IN NFL HISTORY

Player	100-reception seasons
Wes Welker	5*
Marvin Harrison	4
Jerry Rice	4
Brandon Marshall	4*
Reggie Wayne	4*
Herman Moore	3
Andre Johnson	3*

*ACTIVE

WELKER BECOMES PATRIOTS ALL-TIME RECEPTION LEADER

Welker became the Patriots' all-time leader in receptions on a 25-yard pass from Tom Brady vs. Arizona (9/16/12) in the second quarter. The catch was the 558th of Welker's Patriots career, moving him past Troy Brown (557). Welker now has 672 receptions as a member of the Patriots.

WELKER PASSES TROY BROWN TO MOVE INTO SECOND ON THE PATRIOTS RECEIVING LIST

Wes Welker (7,459 receiving yards) moved past Troy Brown (6,366) into second place on the New England all-time receiving yards list on a 9-yard reception from Tom Brady in the second quarter at Buffalo (9/30/12). Stanley Morgan is in first place with 10,352 yards.

WELKER TIES NFL RECORD FOR MOST 10-CATCH GAMES IN NFL HISTORY

Wes Welker had 10 catches for 88 yards in the 23-16 win at Jacksonville (12/23) and now has 18 career games with at least 10 catches to tie Andre Johnson for the NFL record.

Most Games with 10+ receptions/Active Players

18 Wes Welker	15 Reggie Wayne
18 Andre Johnson	13 Tony Gonzalez
16 Brandon Marshall	12 Anquan Boldin

MOST GAMES WITH 10+ RECEPTIONS IN NFL HISTORY

18 Wes Welker	14 Cris Carter
18 Andre Johnson	13 Tim Brown
17 Jerry Rice	13 Tony Gonzalez
16 Marvin Harrison	12 Anquan Boldin
16 Brandon Marshall	
15 Reggie Wayne	

WELKER SECOND IN NFL HISTORY FOR THE MOST 10-CATCH, 100-YARD GAMES IN NFL HISTORY

Welker had 12 receptions for 103 yards at Miami (12/02/12) to set the NFL record with his 16th NFL game with 10 receptions and 100 yards receiving, moving past Jerry Rice (15). Andre Johnson tied the record and then set the record with his 17th 10-catch, 100-yard game.

WELKER IS STREAKING

Welker has a streak of 110 straight regular-season games with at least one reception. He has caught at least one pass in each of his 102 games with the Patriots, including nine postseason games. The last time that Welker did not catch a pass in a game was December 24, 2005 when he was with Miami.

LONGEST CURRENT STREAKS / CONSECUTIVE GAMES WITH A RECEPTION

No.	Player
195	Tony Gonzalez
133	Larry Fitzgerald
112	Reggie Wayne
110	Wes Welker
102	Andre Johnson

WELKER EXTENDS PATRIOTS RECORD WITH HIS FIFTH 1,000 YARD SEASON

Welker (1,354) reached 1,000 yards for the fifth time as a member of the Patriots in the win over Miami on Dec. 2, 2012. The five 1,000-yard seasons are the most by a Patriots receiver.

MOST 1,000-YARD RECEIVING SEASONS IN PATRIOTS HISTORY

5 Wes Welker (2007-09, 11-12)

3 Randy Moss (2007-09)

3 Stanley Morgan (1979, 1981, 1986)

WELKER HAS FOURTH HIGHEST RECEIVING YARDAGE TOTAL IN 2012

Wes Welker had a career-high of 1,569 receiving yards in 2011 for a new franchise record. He surpassed Randy Moss, who had 1,493 yards in 2007. His 1,354 receiving yards in 2012 are the fourth most in franchise history.

PATRIOTS SINGLE-SEASON RECEIVING YARD LEADERS

Player	Season	Yds	Rec.	TD
Wes Welker	2011	1569	122	9
Randy Moss	2007	1493	98	23
Stanley Morgan	1986	1491	84	10
Wes Welker	2012	1354	118	6
Wes Welker	2009	1348	123	4
Rob Gronkowski	2011	1327	90	17

WELKER SETS PERSONAL BEST WITH NINE TOUCHDOWNS IN 2011

Welker caught a 24-yard touchdown in the third quarter at Washington (12/11/11) for his personal-best ninth touchdown of the season. His previous best was eight touchdowns in 2007.

WELKER BECOMES 2ND PLAYER IN NFL HISTORY WITH TWO 120-CATCH SEASONS

Welker led the NFL with 122 receptions in 2011, a total that is tied for the fourth-highest single-season total in NFL history. The 120-plus catch season was the second time in Welker's career he has passed the 120-reception mark (123 in 2009 and 122 in 2011), joining Cris Carter (122 in 1995 and 122 in 1994) as the only players to have 120-plus receptions twice in a career.

MOST RECEPTIONS IN A SEASON

Player	Team	Year	Receptions
Marvin Harrison	Indianapolis	2002	143
Wes Welker	New England	2009	123
Herman Moore	Detroit	1995	123
Calvin Johnson	Detroit	2012	122
Wes Welker	New England	2011	122
Cris Carter	Minnesota	1995	122
Cris Carter	Minnesota	1994	122
Jerry Rice	San Francisco	1995	122

Most receptions in a season by a Patriots Player

Player	Year	Receptions
Wes Welker	2009	123
Wes Welker	2011	122
Wes Welker	2012	118
Wes Welker	2007	112
Wes Welker	2008	111
Troy Brown	2001	101



WES WELKER NEWS & NOTES

WELKER LED TEAM IN RECEPTIONS FOR SIXTH STRAIGHT YEAR

Wes Welker became the first Patriots player to lead the team in receiving in four straight years after finishing 2010 with 86 receptions. He has since added two additional years to that streak by leading the team with 122 receptions in 2011 and with 118 receptions in 2012.

WELKER HAD THREE STRAIGHT 100 CATCH AND 1,000 YARD SEASONS

Welker registered his third straight season with at least 100 receptions (123) and 1,000 receiving yards (1,348) in 2009. Only four other NFL players have had three consecutive seasons of at least 100 receptions and 1,000 yards receiving: Marvin Harrison (4, 1999-02), Brandon Marshall (3, 2007-09), Herman Moore (3, 1995-97) and Jerry Rice (3, 1994-96).

WELKER FINISHED WITH JUST UNDER 8 RECEPTIONS PER GAME IN 2011

Welker averaged 7.6 receptions per game in 2011, totaling 122 receptions in 16 games. The NFL record for highest average per game in a season is 8.9 by Marvin Harrison in 2002. Harrison in 2002 and Welker in 2009 with 8.8 are the only NFL players to average 8.0 or more receptions per game. Welker averaged 7.4 receptions per game in 2012.

NFL Highest Average Per Game/Season

Player	Season	Average
Marvin Harrison (Indianapolis)	2002	8.9
Wes Welker (Patriots)	2009	8.8
Herman Moore (Detroit)	1995	7.7
Lionel Taylor (Denver)	1960	7.7
Calvin Johnson (Detroit)	2012	7.6
Wes Welker (Patriots)	2011	7.6
Cris Carter (Minnesota)	1994	7.6
Cris Carter (Minnesota)	1995	7.6
Jerry Rice (San Francisco)	1995	7.6

WELKER: 7.2 CATCHES PER GAME SINCE 2007

Wes Welker is averaging 7.2 receptions per game since joining New England in 2007. His 7.2 average is the highest in the NFL during that time.

MOST RECEPTIONS PER GAME SINCE 2007 (Minimum-20 games)

Player	Team	Average
Wes Welker	New England Patriots	7.2
Andre Johnson	Houston Texans	6.6
Brandon Marshall	Denver/Miami/Chicago	6.4
Reggie Wayne	Indianapolis	6.0

EIGHTH TIME IN NFL HISTORY A PLAYER REACHES 1,000 YARDS IN THE NINTH GAME

Welker reached 1,000 yards in the ninth game of the 2011 season. It is an accomplishment that has happened just eight times in NFL history since the 1970 merger and for the first time since Torry Holt accomplished the feat with St. Louis in 2003. Isaac Bruce accomplished the feat two times. All eight times the accomplishment was reached in the ninth game of the season.

PLAYERS WHO REACHED 1,000 RECEIVING YARDS BY TEAMS NINTH GAME OF THE SEASON

Player	Team	Year
Wes Welker	Patriots	2011
Torry Holt	St. Louis	2003
Isaac Bruce	St. Louis	2000
Marvin Harrison	Indianapolis	2000
Isaac Bruce	St. Louis	1995
Michael Irvin	Dallas	1995
Jerry Rice	San Francisco	1990
Wes Chandler	San Diego	1982

WELKER IS NFL LEADER IN YARDS AFTER THE CATCH SINCE 2007

2007-PRESENT NFL REC. LEADERS

Player	Team	Yards After the Catch
Wes Welker	NE	3,983
Ray Rice	Baltimore	2,863
Darren Sproles	San Diego/New Orleans	2,804

WELKER BECOMES FASTEST PLAYER IN NFL HISTORY TO REACH 500 RECEPTIONS WITH ONE TEAM

Welker reached 500 receptions as a member of the Patriots in his 70th game with the team and became the fastest player to record 500 receptions with one team, surpassing Anquan Boldin (80 games with Arizona). He is the fourth player in NFL history with at least 500 catches in a five-year span. Only Marvin Harrison (five times), Cris Carter (twice) and Pro Football Hall of Famer Jerry Rice (once) have accomplished the feat.

THE PLAYERS TO REACH 500 RECEPTIONS WITH ONE TEAM IN THE FEWEST GAMES

Player	Team	Games
Wes Welker	New England	70
Anquan Boldin	Arizona	80

WELKER HAS 28 100-YARD GAMES

Welker has 28 100-yard games, second in Patriots' history to the 38 100-yard games by Stanley Morgan. Welker has nine games with 100-yards in a half, with six first half 100-yard games and three second half 100-yard games.

WELKER TIES TEAM MARK WITH FOUR STRAIGHT 100-YARD GAMES

Welker had a string of four straight 100-yard games in 2012 to tie the team mark. Randy Moss opened his Patriots career with four straight 100-yard games in 2007.

WELKER TIES NFL RECORD FOR 10-PLUS CATCH GAMES IN A SEASON WITH SEVEN IN 2009

Welker had seven 10-plus reception games in 2009 season to tie the NFL record for most 10-plus reception games in a single season. Andre Johnson of Houston had seven 10-plus reception games in 2008.

PATRIOTS MOST GAMES WITH 10-PLUS CATCHES

No. of 10-plus reception games for the Patriots

Wes Welker	17
Ben Coates	5
Troy Brown	5

WELKER TIES NFL RECORD WITH THREE GAMES OF 8 RECEPTIONS, 150 YARDS AND A TD

Welker is tied with six other players as the only players in NFL history to have at least eight receptions, 150 receiving yards and at least one touchdown three times in a single season with three such games in 2011.

PLAYERS TIED FOR NFL RECORD OF THREE GAMES WITH 8+ REC, 150+ YDS, AND 1+ TD IN A SINGLE SEASON

Wes Welker	2011
Randy Moss	2003
Tim Brown	1995
Isaac Bruce	1995
Jerry Rice	1993
Sterling Sharpe	1989
Roy Green	1984

WELKER SETS FRANCHISE RECORDS

Welker had a career-high 217 receiving yards to set a franchise record at Buffalo (9/25/11). The previous record was set by Terry Glenn when he had 214 at Cleveland on Oct. 3, 1999. It is the second 200-yard performance in franchise history. Welker's previous best was 192 yards vs. the New York Jets (11/22/09). Welker's 16 receptions at Buffalo are also a personal best and are tied with Troy Brown for the franchise mark. Brown had 16 vs. Kansas City on Sept. 22, 2001. Welker's previous best were the 15 he had vs. the New York Jets (11/22/09).



PATRIOTS OFFENSIVE NOTES

GRONKOWSKI IS ONE OF FIVE NFL TIGHT ENDS WITH 90-PLUS RECEPTIONS, 1000-PLUS YARDS AND 10-PLUS TOUCHDOWNS IN A SINGLE SEASON

In 2011, Rob Gronkowski joined Dallas Clark, Jimmy Graham, Tony Gonzalez and Todd Christensen, as the only tight ends in NFL history with 90-plus receptions, 1,000-plus yards and 10-plus touchdown receptions in a single season.

TIGHT ENDS WITH 90-PLUS RECEPTIONS, 1000-PLUS YARDS AND 10-PLUS TOUCHDOWNS IN A SEASON

Player	Rec.	Yards	TDs	Year
Rob Gronkowski (NE)	90	1,327	17	2011
Jimmy Graham (NO)	99	1,310	11	2011
Dallas Clark (IND)	100	1,106	10	2009
Tony Gonzalez (KC)	96	1,058	10	2008
Todd Christensen (LAR)	92	1,247	12	1983

TIGHT END TANDEM

Ron Gronkowski (90) and Aaron Hernandez (79) combined for 169 receptions in 2011, the most by a pair of tight ends in the same season in NFL history. Jason Witten (94) and Martellus Bennett (33) combined for 127 in 2010 with Dallas for the second most. Gronkowski and Hernandez combined yardage total of 2,237 in 2011 is also the most by any tight end pair in NFL history.

Most Receptions by two Tight Ends, NFL History

2011	Patriots	169
1984	San Diego	163
2005	Tennessee	149

Most Receiving Yards two by Tight Ends, NFL History

2011	Patriots	2,237
1984	San Diego	1,927
1983	San Diego	1,886

TIGHT ENDS EACH HAVE FIVE OR MORE TDS FOR THIRD STRAIGHT SEASON

Gronkowski (17) and Hernandez (7) combined for 24 touchdown receptions in 2011. In 2010, Gronkowski had 10 touchdown catches, while Hernandez had six. It was the first time in NFL history a tight end tandem has had five or more touchdowns in consecutive seasons. The two extended that record in 2012 with Gronkowski's 11 and Hernandez's 5 touchdowns.

AARON HERNANDEZ LEARNS FROM HIS BROTHER

The relationship between Aaron Hernandez and his older brother D.J. has taken on many roles over the years: sibling, teammate, role model and surrogate father. They played high school football together – D.J. the star senior quarterback and Aaron, the athletic, but not quite ready, freshman. When their father passed away when Aaron was 17, he relied on his brother even more. "I just followed my brother's footsteps," he told the *Providence Journal*. "I just tried to follow his work ethic because he did everything the right way. He was always successful." D.J., now a graduate assistant at the University of Miami, has tried to instill hard work and perseverance in his younger brother. It's paying off, as Aaron continues to thrive in the Patriots offense.



AARON HERNANDEZ ON HOW BEING A PATRIOT HAS CHANGED HIM

"This is a place that not only did it change my future from them paying me, but it just changed me as a person," he said. "You can't come here and act reckless and do your own stuff, and [I] was one of the persons that when I came here, I might've acted the way I wanted to act, but you get changed by Bill Belichick's way. You get changed by the Patriots' way. Now that I'm a Patriot, I have to start living like one, and making the right decisions for them."

BRANDON LLOYD SETS CAREER HIGH

Brandon Lloyd set a career high with 190 receiving yards vs. San Francisco (12/16/12), the highest single-game total of his career. Lloyd's previous career high was 169 yards, which he achieved twice in 2010. Lloyd's 10 catches were the second highest single-game total of his career, trailing only his 11 receptions at Tennessee on Oct. 3, 2010.

MOST RECEIVING YARDS IN A GAME IN PATRIOTS HISTORY

Player	Date	Opp	Rec	Yds	Avg	Lg	TD
Wes Welker	9/25/11	Buff.	16	217	13.6	33	2
Terry Glenn	10/3/99	Cle	13	214	16.5	54t	1
Terry Glenn	12/6/1998	Pit	15	192	12.8	43	0
Wes Welker	11/22/09	NYJ	15	192	12.8	43	0
Brandon Lloyd	12/17/12	SF	10	190	19.0	53	0
Randy Moss	9/9/07	NYJ	9	183	20.3	51t	1

MANKINS GOT A UNIQUE RIDE TO THE AFC CHAMPIONSHIP GAME

Logan Mankins' car wouldn't start when he was leaving the team hotel to head to last season's AFC Championship Game (01/22/12). He went back into the hotel lobby with plans to call a car service for help, but he ran into fans dressed in Patriots apparel and asked if they were going to the game and if they could give him a ride. The fans planned on parking at their usual spot across from the stadium but Mankins was able to return the favor of a ride for premium parking right next to the stadium.

STEVAN RIDLEY GOES OVER 1,000 YARDS RUSHING IN 2012

Stevan Ridley reached 1,000 yards in 2012 to give New England its 15th 1,000-yard rushing season. He is the 12th Patriots player to reach 1,000 yards.

PATRIOTS WITH 1,000 YARDS RUSHING IN A SEASON

Player	Yards	Year
Stevan Ridley	1,263	2012
BenJarvus Green-Ellis	1,008	2010
Corey Dillon	1,635	2004
Antowain Smith	1,157	2001
Robert Edwards	1,115	1998
Curtis Martin	1,160	1997
Curtis Martin	1,152	1996
Curtis Martin	1,487	1995
Leonard Russell	1,088	1993
John Stephens	1,168	1988
Craig James	1,227	1985
Tony Collins	1,049	1983
Sam Cunningham	1,015	1977
Jim Nance	1,216	1967
Jim Nance	1,458	1966

RIDLEY GOING STRONG

Stevan Ridley became the fifth Patriots' player to reach 1,200 yards and his 1,263 yards in 2012 are the fourth best in franchise history.

MOST YARDS RUSHING/SINGLE SEASON

Player	Season	Yds
Corey Dillon	2004	1,635
Curtis Martin	1995	1,487
Jim Nance	1966	1,458
Stevan Ridley	2012	1,263
Craig James	1985	1,227

RIDLEY REACHES 12 TDS IN 2012

Stevan Ridley scored 12 rushing TDs in 2012. It is the 13th time in Patriots history that a running back has finished a season with 10 or more touchdowns rushing. Ridley (12) and TE Rob Gronkowski (11) both 10-plus touchdowns on the year. It is the third straight season and fifth time in team history that the Patriots have had two players finish with 10 or more touchdowns in a season. In 2011, RB BenJarvus Green-Ellis (11) and Rob Gronkowski (18) had 10 touchdown seasons. In 2010, Gronkowski (10) and Green-Ellis (13) had 10 touchdown seasons. In 1974, Mack Herron had 12 touchdowns (7 rushing, 5 receiving) and Sam Cunningham had 11 (9 rushing, 2 receiving). In 1976, Steve Grogan had 12 touchdowns (12 rushing) and Andy Johnson had 10 touchdowns (6 rushing, 4 receiving).



PATRIOTS OFFENSIVE NOTES

STEVEN RIDLEY LED TEAM WITH 12 TOUCHDOWNS

Ridley finished tied for third in the NFL with 12 rushing touchdowns in 2012. The 12 rushing touchdowns are tied with Corey Dillon (2005 and 2004), Antowain Smith (2001) and Steve Grogan (1976) for fifth all-time in team history.

MOST RUSHING TOUCHDOWNS/SEASON IN PATRIOTS HISTORY

14	Curtis Martin, 1996
14	Curtis Martin, 1995
13	BenJarvus Green-Ellis, 2010
13	Corey Dillon, 2006
12	Stevan Ridley, 2012
12	Corey Dillon, 2005
12	Corey Dillon, 2004
12	Antowain Smith, 2001
12	Steve Grogan, 1976

STEVEAN RIDLEY HAD FOUR 100-YARD RUSHING DAYS IN 2012

Stevan Ridley had his first career 100-yard day in the 2012 season opener at Tennessee (9/9) with 125 yards rushing on 21 carries for a 6.0-yard average. He finished with 106 yards rushing on 22 carries for a 4.8-yard average at Buffalo (9/30), a career-high 151 rushing yards vs. Denver (10/7) and then gained 127 yards on 15 carries for an 8.5-yard average at St. Louis (10/28).

RIDLEY GOES LONG

In the season opener at Tennessee (9/9/12), Ridley had five runs of 15 or more yards (17, 17, 16, 15, 15). No Patriots running back in at least the past 25 years has done that in a single game, according to the Elias Sports Bureau. Tennessee's Chris Johnson was the last NFL player to have five runs of 15 or more yards in a game (Nov. 27, 2011 vs. Tampa Bay).

2011 FIRST ROUND PICK NATE SOLDER

It only took a day for Nate Solder to decide to change from his lifelong position of tight end to tackle after playing his freshman year at Colorado as a tight end. "My coaches came to me and said, 'You'd be an all right tight end, but you'd be an even better tackle,'" he told the *Boston Globe*. "I've always wanted to be great, so that's why I moved to tackle." He added over 30 pounds after his redshirt freshman season and was named the team's starting left tackle. He played in 2,540 of 2,542 offensive plays over the next three seasons at Colorado and became an immediate contributor on the Patriots offensive line at right tackle as a rookie before moving to left tackle.

MATTHEW SLATER: LIKE FATHER LIKE SON

Matthew Slater is one of seven sons of Hall of Fame members to be drafted in NFL history.

HALL OF FAME FATHERS WITH SONS DRAFTED IN THE NFL

Jackie Slater (class of 2001) – son, Matthew Slater (NE)
 Howie Long (class of 2000) – son, Chris Long (STL)
 Bobby Bell (class of 1983) – son, Bobby Bell (NYJ)
 Tony Dorsett (class of 1994) – son, Anthony Dorsett (HOU)
 Bob Griese (class of 1990) – son, Brian Griese (DEN)
 Russ Grimm (class of 2010) – son, Cody Grimm (TB)
 Kellen Winslow (class of 1995) – son, Kellen Winslow (CLE)

SLATER LED THE TEAM IN SPECIAL TEAMS TACKLES FOR THIRD STRAIGHT YEAR

Slater led the team with 20 special teams tackles, one behind his career-high of 21 tackles set in 2010. He has led the Patriots in special teams tackles for the past three seasons with 21 in 2010, 17 in 2011 and 20 in 2012.

DONALD THOMAS: FROM NO HIGH SCHOOL FOOTBALL TO THE NFL


Donald Thomas found football while playing basketball. A former high school baseball and basketball player who had never played football at any level, Thomas often played pickup basketball at the student gymnasium and one day found himself playing with several members of the UConn football team who convinced him to try out for the team. After meeting with coaches, Thomas walked on to the team as a defensive lineman for the scout team in 2003. He red-shirted a year before contributing on special teams. In 2007, he got his chance to play offensive guard, earning All-Big East honors before being selected in the sixth round of the 2008 draft by the Miami Dolphins.

SEBASTIAN VOLLMER MAKES HIS MARK

A native of Kaarst, Germany, Vollmer did not begin playing football until the age of 14 when he started playing for the Dusseldorf club team. Vollmer helped lead his German prep school team to two national football championships. His early football success landed him an appearance in the 2004 Global Junior Championships in San Diego, which led him to a scholarship at Houston. He spoke very little English when he signed with Houston, but he became fluent in the language as he developed from a 250-pound tight end into a 315-pound lineman who started his final 25 games at tackle for the Cougars. Vollmer's collegiate career created interest from the NFL where the Patriots drafted him in the second round of the 2009 draft. Nicknamed "Seabass" during his playing days at Houston, a nickname that has carried over to the NFL.

WOODHEAD GOES FROM DIVISION II TO THE NFL

Danny Woodhead was a standout at Division II Chadron State in Nebraska. He averaged 178.9 yards per game and totaled 101 rushing touchdowns during his collegiate career. Woodhead's outstanding junior and senior seasons earned him two Harlon Hill Trophies, the Division II equivalent to the Heisman Trophy. He is one of just three players to ever win two or more Harlon Hill Trophies, joining Texas A&M University-Kingsville running back Johnny Bailey, who won it three times (1987-89) before playing six seasons in the NFL for the Bears, Cardinals, and Rams. Valdosta State University's Dusty Bonner was the only other player to win the Harlon Hill Trophy multiple times (2000 and 2001).



DANNY WOODHEAD JOINS THE 40-40 CLUB

Danny Woodhead finished the 2012 season with 76 rushing attempts for 301 yards and four touchdowns, and he caught a career-high 40 passes for 556 yards and three touchdowns. The seven overall touchdowns are the highest total of his career, beating the six (5 rushing and 1 receiving) he had in 2010. Woodhead is the first Patriots running back with 40 rushing attempts and 40 receptions since Kevin Faulk in 2008.

DANNY WOODHEAD SET TEAM MARK FOR RUSHING AVERAGE IN 2010

Danny Woodhead finished the 2010 season with 97 rushes for 547 yards, with his average of 5.64 yards per carry setting a new team record (minimum 90 rushing attempts). Woodhead topped Don Calhoun's previous team mark of 5.59 yards per carry in 1976 (129 attempts for 721 yards).

MOST YARDS PER CARRY / SINGLE SEASON PATRIOTS HISTORY (Minimum 90 rushes)


Player	Year	Gm	Rush	Yds	Avg.	Lg
D. Woodhead	2010	14	97	547	5.64	36t
Don Calhoun	1976	14	129	721	5.59	54
Mosi Tatupu	1983	16	106	578	5.45	55



PATRIOTS DEFENSIVE NOTES

PATRICK CHUNG'S JOURNEY TO THE NFL

Long before S Patrick Chung picked up flag football as a teen, his mother, Jamaican recording artist Sophia George, had preached about being a tough man in a song. Her hit single, "Girlie Girlie" – a traditional reggae song which pokes fun at a boy who was not man enough – topped the charts in 1985. Chung is aware that among his talents he was born with, such as speed and agility, singing is not one of them. Chung possesses a great sense of pride in his unique heritage – his mother is Jamaican and his father is half Jamaican and half Chinese, was born in Jamaica and moved to California at age 12 where he started to play football as a freshman in high school. Chung went on to star at Oregon, where he holds the distinction of starting more games than any other defensive player in school history with 51 starts. He originally entered the draft as a junior, but ultimately decided to return for his senior season. Pinned to the back of his locker is a reminder of the support he has gotten - a Jamaican flag that represents his family's heritage.



ROOKIE DL JUSTIN FRANCIS RECORDS FIRST THREE NFL SACKS IN SEASON-FINALE VS. MIAMI

Rookie DL Justin Francis dropped Miami QB Ryan Tannehill for a 4-yard loss in the first quarter, a 1-yard loss in the third quarter and a 3-yard loss in the fourth quarter for his first three NFL sacks in the season-finale vs. Miami (12/30/12). Francis' three sacks in a game are tied for seventh all time in franchise history with 30 others. The last three-plus sack game was Andre Carter, who had four at the Jets on November 13, 2011.

STEVE GREGORY WAS ABOUT TO ENTER THE POLICE ACADEMY UNTIL SAN DIEGO CALLED

Steve Gregory's father and stepmother are New York City police officers and both were on duty during the events of September 11, 2001. Following his college career at Syracuse, Gregory took the test to enter the police academy. He found out he passed the test on the same day that the San Diego Chargers called him to offer him a free agent contract.

GREGORY SETS CAREER HIGH WITH HIS THIRD INTERCEPTION OF THE SEASON IN 2012

Steve Gregory set a single-season career high when he intercepted Miami QB Ryan Tannehill in the first quarter for his third on the season in the season-finale on Dec. 30. The pick helped set up a 9-yard touchdown pass from Tom Brady to Wes Welker. Gregory's previous single-season high was two interceptions in 2010 when he played for San Diego.

DONT'A HIGHTOWER WEARS TEDY BRUSCHI'S JERSEY #54

As a first round draft pick, Dont'a Hightower is used to high expectations. Hightower went to training camp with jersey #45 but was switched to jersey #54 prior to the start of the regular season. Former LB Tedy Bruschi wore #54 for 13 seasons. Hightower understands the importance of the number and hopes to live up to its legacy. "I definitely feel honored to be able to wear this number," Hightower said. "I've read that Tedy didn't want it to be retired and he hoped another linebacker would come in and be able to wear this number and be able to play as well. I feel honored. Tedy was a great player, and he means a lot to this organization. I'm definitely proud to be able to wear this number."

2012 FIRST ROUND PICK CHANDLER JONES FOLLOWS IN BROTHERS' FOOTSTEPS

Chandler Jones has two brothers, including Arthur, a fifth-round NFL Draft selection by the Baltimore Ravens in 2010, who was a Syracuse defensive tackle, and Jon "Bones" Jones, a UFC fighter and the reigning Lightweight Champion.

CHANDLER'S PERK OF BEING IN THE NFL

Chandler Jones was excited to get the Madden football game and play himself: "I've always put myself in Madden manually, but now that I can actually buy the game and see myself already installed in the game, it's great."

FIRST ROUND PICKS MAKE IMPACT IN 2012 OPENER

Chandler Jones forced a fumble on a 1-yard sack of Tennessee QB Jake Locker in the first quarter and Dont'a Hightower recovered the ball and ran 6-yards for a touchdown in the season opener at Tennessee (9/9/12).

JONES HAS FIRST TWO-SACK GAME

Chandler Jones had his first NFL two-sack game at Seattle (10/14/12). He forced a fumble that was recovered by LB Rob Ninkovich on a 3-yard sack in the second quarter and had a 5-yard sack in the third quarter.

JONES HAS FORCED THREE FUMBLES ON SACKS

Jones had three forced fumbles in 2012. Jones forced a fumble on a sack at Tennessee (9/9), vs. Arizona (9/16) and at Seattle (10/14/12).

JONES NAMED AFC ROOKIE OF THE MONTH FOR SEPTEMBER

Jones was named the AFC Rookie of the Month for September. Jones registered three sacks in his first four games with two forced fumbles, the most sacks of any NFL rookie. His first NFL sack at Tennessee resulted in a forced fumble that was returned for a touchdown. Jones finished the month with 19 tackles, three sacks and two forced fumbles. He joins Jerod Mayo (October of 2008) as the only Patriots to be named NFL Defensive Rookie of the Month.

STILL RECEIVING THE LOVE


Kyle Love continues to receive motivation from his father, retired Army colonel Anthony Love. Every game day, his father sends him a text message with words of encouragement to get him excited. His dad has been motivating him since middle school and the message has always remained the same: "Give the coaches a reason to keep you."

KYLE LOVE 'MINI-V' FOLLOWS WILFORK

Kyle Love has been looking up to Vince Wilfork since his days at Mississippi State, when his teammates dubbed him "Mini-V" for his resemblance to the Patriots defensive tackle. The nickname led Love to closely monitor Wilfork as he finished his playing days with the Bulldogs. Little did he know that he would get the chance to watch Wilfork from an even closer perspective – lined up next to him on the Patriots defensive line. "I stay close to that guy always. Watch me out here, I'm right beside him, no matter what," Love told the *Boston Globe*. Now that they're on the same team, Wilfork has become an even bigger influence, like a big brother, according to Love.

MAYO OVER 100 TACKLES FOR THE FIFTH STRAIGHT YEAR

LB Jerod Mayo had 184 total tackles in 2012 and has now registered 100 or more tackles in five straight years. He is the first player in New England history to register 100 tackles in his first five NFL seasons, and the fourth Patriots' player with at least five straight 100-tackle seasons.



100 Tackles in at least five consecutive seasons/Patriots

6 Fred Marion (1985-1990)

5 Jerod Mayo (2008-2012)

5 Lawyer Milloy (1997-2001)

5 Vincent Brown (1991-1995)



PATRIOTS DEFENSIVE NOTES

MAYO A TACKLING MACHINE

Jerod Mayo had his fifth straight 100-tackle season and his second season with over 180 total tackles after finishing the season with 184 tackles. The fifth-highest tackle season in franchise history. Mayo's 184 tackles are second to the 193 he had in 2010. Mayo registered at least 10 tackles in 10 games, including a season-high of 20 vs. the New York Jets (10/28/12). He matched his career-best with ten games with 10 tackles. In 2010 he also had 10 games with 10 or more tackles.

Patriots Single Season Tackle Leaders All-Time

Year	Player	Tackles
1983	LB Clayton Weishuhn	229
1984	LB Steve Nelson	207
2010	LB Jerod Mayo	193
1980	LB Steve Nelson	186
2012	LB Jerod Mayo	184

MAYO IS A YOUNG LEADER

Jerod Mayo learned knowledge and discipline are the keys to success while spending afternoons with his three brothers under the supervision of their grandfather, Walter Johnson, a retired Air Force veteran of 30 years. While Mayo's mother worked two jobs, Johnson taught the boys discipline, responsibility and the value of life. Those lessons helped Mayo develop a work ethic and demeanor that has earned him the nickname of "Old Soul" from his teammates. His leadership skills and talent helped him become only the second Patriot to be named AFC Rookie of the Year, earning that title in 2008 to join Michael Haynes (1976)

DOUBLE TROUBLE: CB DEVIN MCCOURTY

After being selected by the Patriots in the first round of the 2010 NFL Draft, CB Devin McCourty became part of a select group in league history. McCourty's identical twin brother, Jason, is a cornerback with Tennessee, selected in the sixth round of the 2009 NFL Draft. The two are the 12th set of twins to play in the NFL. Devin redshirted for the 2005 season and therefore was a year behind his brother in eligibility. McCourty is the second twin to suit up for the Patriots, after CB Kato Serwanga was a member of the team from 1998-2000. His twin brother, Wasswa, played for San Francisco and Minnesota from 1999-2001. According to McCourty's mother, the two can only be told apart by tiny scars on their faces left by chickenpox. The McCourty twins are one of three active sets of twins playing in the NFL.

Current Twins Playing in the NFL

Devin (NE) and Jason McCourty (TEN)

Pat (ARI) and Paul McQuistan (SEA)

Maurkice (PIT) and Mike Pouncey (MIA)

MCCOURTY REGISTERS SECOND CAREER TWO-INTERCEPTION GAME AT BUFFALO

Devin McCourty had his second career two-interception game in the win at Buffalo on Sept. 30, 2012. He had his first interception of the 2012 season when he picked off a Ryan Fitzpatrick pass at the Buffalo 42-yard line in the first quarter. He picked off his second pass in the fourth quarter. It is McCourty's second career two-interception game. He had his first two-interception game at Detroit on Nov. 25, 2010. The Patriots are 9-0 when McCourty has at least one interception in a game.

MCCOURTY HAS A 104-YARD KICKOFF RETURN FOR A TOUCHDOWN; SECOND LONGEST IN TEAM HISTORY

Devin McCourty had a 104-yard kickoff return for a touchdown in the first quarter vs. the Jets (10/21/12), the second longest kickoff return in team history. Ellis Hobbs has the longest in team history with a 108-yard return for a touchdown at the New York Jets on Sept. 9, 2007. He was named AFC Special Teams Player of the Week for his performance.

Longest Kickoff return in Patriots History

Ellis Hobbs 108TD at New York Jets (09-09-07)

Devin McCourty 104TD vs. New York Jets (10-21-12)

MCCOURTY HAS THIRD PICK IN THE END ZONE IN 2012

Devin McCourty picked off Colin Kaepernick in the end zone in the third quarter vs. San Francisco (12/16/12). It was his third pick in the end zone this season. McCourty picked off Matt Schaub vs. Houston on Dec. 10, 2012 in the first quarter. McCourty picked off Ryan Fitzpatrick in the end zone in the fourth quarter vs. Buffalo on Nov. 11, 2012. It is the fourth time in 2012 that the Patriots have intercepted a pass in the end zone. Rookie Tavon Wilson had an interception in the end zone at Tennessee on Sept. 9 in the second quarter.

NINKOVICH LEADS NFL OVER LAST THREE SEASONS WITH 9 FUMBLE RECOVERIES

Ninkovich has more opponent fumble recoveries (9) over the last three seasons (2010-2012) than any other NFL player. Chicago's Brian Urlacher and Vince Wilfork are second during that time with seven opponent fumble recoveries.

NINKOVICH: WHERE DID HE COME FROM?

Rob Ninkovich's journey to the Patriots was not easy. He entered the league as a fifth-round pick by the Saints in 2006 and was waived four times by New Orleans and Miami before landing in New England on Aug. 2, 2009. He spent the 2009 offseason trying to make the New Orleans team as a long snapper. Before coming to the Patriots, he had appeared in just eight games over three seasons. He doubled that total in his first year in New England, appearing in 15 games in 2009 and his role on the team has grown since, earning a starting role at linebacker in 2010 and 2011 before moving to a starting role on the defensive line in 2011.



NINKOVICH SETS CAREER HIGH IN SACKS

Ninkovich was credited with a 2-yard sack of Houston QB Matt Schaub in the first quarter to push his 2012 sack total to a career-high 7.0 and surpass the 6.5 sacks he had in 2011. He added his eighth sack of the season vs. San Francisco (12/16).

NINKOVICH SCORED AS A TE IN COLLEGE

Ninkovich played some at tight end in college at Purdue and caught two touchdown passes with a 2-yard touchdown pass from Dallas QB Kyle Orton and a 1-yard touchdown pass from former Indianapolis QB Curtis Painter.

NINKOVICH HELPS DEFENSE WALK OFF WITH A WIN VS. THE JETS

Ninkovich and Jermaine Cunningham combined on a 15-yard sack of Mark Sanchez in overtime vs. the Jets (10/21), and Ninkovich forced and recovered a Sanchez fumble on the play, giving the Patriots possession and ending the game with a 29-26 overtime win for New England.

NINKOVICH AND SPIKES: BACK-TO-BACK WEEKS WITH TWO FORCED FUMBLES EACH

LB Brandon Spikes forced two fumbles at Buffalo (9/30/12) and Ninkovich forced two fumbles vs. Denver (10/7/12) to become one of eight Patriots players to record at least two forced fumbles in a single game.

Most Forced Fumbles in a game/ Patriots History

Player	Points
Mike Vrabel (10/28/07 vs. Washington)	3
Rob Ninkovich (10/07/12 vs. Denver)	2
Brandon Spikes (09/30/12 at Buffalo)	2
Adalius Thomas (12/16/07 vs. NY Jets)	2
Rosevelt Colvin (09/16/07 vs. San Diego)	2
Roman Phifer (11/23/02 vs. Minnesota)	2
Tebucky Jones (12/22/01 vs. Miami)	2
Ferric Collins (10/20/96 at Indianapolis)	2



PATRIOTS DEFENSIVE NOTES

SPIKES IS A THROWBACK

Spikes, who patterns his style of play after Hall of Fame linebacker Dick Butkus, shared his feelings on modeling his game after old-school linebackers. "My thing is, when I'm done with this game, I want the older guys when they watch to say, 'He's playing the position the right way.' It's just a point of respect from me to them." Spikes' passion and energy are apparent when he plays the game. Said former Patriots safety Rodney Harrison in a recent interview with the *Boston Herald*: "You can see how much he loves it, how he enjoys being physical. He's an intimidator. He's got that fight in him. He's going to hit you and you're going to feel it."



SPIKES WENT OVER 100 TACKLES


Spikes had 10 or more tackles in six games and finished with a career-high 128 tackles. With Jerod Mayo at 184 tackles and Spikes at 128, it is the fifth time in the Bill Belichick era that two players have finished with 100 or more tackles.

VINCE WILFORK REGISTERS FIRST CAREER INTERCEPTIONS IN 2011

Vince Wilfork recorded his first career interception when he picked off QB Philip Rivers in the second quarter vs. San Diego (9/18). He had his second interception at Oakland (10/2) to join Anthony Pleasant (2001) as the only other Patriots defensive lineman to ever record two interceptions in the same season. Wilfork is one of four Patriots defensive lineman to ever record two interceptions overall, joining Pleasant, Richard Seymour and Henry Thomas.

WILFORK WEARS HIS HEART ON HIS NECK

Wilfork wears No. 75 over his shoulder pads. Underneath hangs a gold chain locket for those who were number one in his heart: his parents. In 2002, parents David and Barbara Wilfork both passed away within five months of each other, leaving the then University of Miami star without his greatest support system. Wilfork, who lost his father to diabetes, has raised hundreds of thousands of dollars for diabetes-related causes. His annual draft day fundraiser, a bowling event he has held for eight years, is one of the longest running fundraising events held by a pro athlete in New England. While he will always cherish his National Championship and Super Bowl rings, his constant reminder lies closest to his heart, a picture of his late parents at their high school prom. "I carry them with me wherever I go," Wilfork said of his parents' keepsake. "My parents pushed me to be the best I could be. The things I do and my wife does, we do out of the kindness of our heart, and we do it for the community. I never look for anything in return. My teammates are my second family. My kids, my wife, the New England Patriots – that's all I have."



VINCE WILFORK: REASONS FOR PATRIOTS SUCCESS

Patriots Pro Bowl DL Vince Wilfork, who has served as a defensive captain for the Patriots for five straight seasons, says the team's continued success is a result of the entire organization working towards one common goal: "The Patriots are all about team, family and smart football players. They try to get good people here from coaches to guys who work in the front office to guys who put on this uniform. I think everybody has to have one goal in mind, and that's to be together. When you get an organization together that is seeking one goal, you can be pretty successful."





PATRIOTS SPECIAL TEAMS NOTES

GOSTKOWSKI LED NFL IN 2012 WITH 153 POINTS

Stephen Gostkowski finished first in the NFL in 2012 with 153 total points, a single-season career-high. His previous best was 148 points in 2008. Gostkowski's total was second in team history to the 155 by Gino Cappelletti in 1964.

NFL Record for Most Points by a Kicker

166 David Akers (San Francisco) in 2011
164 Gary Anderson (Minnesota) in 1998
163 Jeff Wilkins (St. Louis) in 2003
161 Mark Moseley (Washington) in 1983
157 Mike Vanderjagt (Indianapolis) in 2003

153 Stephen Gostkowski (New England) in 2012

Patriots Record for Most Points in a Season

155 Gino Cappelletti, 1964 (includes 7 TDs)

153 Stephen Gostkowski, 2012

148 Stephen Gostkowski, 2008

147 Gino Cappelletti, 1961

143 Stephen Gostkowski, 2011



EVEN STEPHEN

Since joining the Patriots as a fourth-round draft choice in 2006, Gostkowski has connected on 84.2 percent of his regular-season field goal attempts (170-for-202), achieving the best field goal percentage in Patriots history.

PATRIOTS ALL-TIME LEADERS / FIELD GOAL PCT.

(Minimum 50 Attempts)

Player	Years	FGM	FGA	Pct.
Stephen Gostkowski	2006-12	170	202	.842
Adam Vinatieri	1996-05	263	321	.819
Matt Bahr	1993-95	55	72	.764

GOSTKOWSKI THIRD IN POINTS

Gostkowski is third in team history with 865 total points.

Most Points/ Patriots History

Player	Points
Adam Vinatieri (1996-05)	1,158
Gino Cappelletti (1960-70)	1,130
Stephen Gostkowski (2006-12)	865
John Smith (1974-83)	692

GOSTKOWSKI SEVENTH BEST EVER IN FG PCT.

Stephen Gostkowski's 84.2 field goal percentage is tied for the seventh-best among NFL kickers all-time.

Player	Years	FGM	FGA	Pct.
Mike Vanderjagt	1998-06	230	266	86.5
Nate Kaeding	2004-12	181	210	86.2
Rob Bironas	2005-12	214	250	85.6
Robbie Gould	2005-12	208	243	85.6
Shayne Graham	2001-12	245	287	85.4
Matt Bryant	2002-12	233	276	84.4
Connor Barth	2008-12	101	120	84.2
Stephen Gostkowski	2006-12	170	202	84.2

GOSTKOWSKI IS FIRST PATRIOTS PLAYER TO KICK TWO 50-YARD FIELD GOALS IN THE SAME GAME

Gostkowski drilled a 51-yard field goal in the third quarter and a 53-yarder in the fourth quarter vs. Arizona on Sept. 16, 2012. The 53-yarder ties a career-long. He also had a 53-yarder at Denver on Nov. 11, 2009. It is the first time in Patriots history that a player has connected on two 50-yard field goals in the same game.

GOSTKOWSKI ONE 50-YARD FIELD GOAL AWAY FROM TYING FOR THE FRANCHISE LEAD

Gostkowski is now 7-of-10 from 50 yards or more as a member of the Patriots and needs one more 50-yard field goal to tie Adam Vinatieri for most 50-yard field goals in New England history.

Patriots Record for Most 50 Yard Field Goals

Player	Years	FGM	FGA	Pct.
Adam Vinatieri	1996-2005	8	17	47.1
Stephen Gostkowski	2006-12	7	10	70.0
Tony Franklin	1984-87	3	6	50.0

GOSTKOWSKI FINISHES 2012 WITH SECOND MOST EXTRA POINTS IN A SEASON

With four extra points against Miami (12/30) in the season-finale, Gostkowski finished 2012 with 66 extra points, second in Patriots and NFL history to his 74 in 2007.

Patriots/Most Extra Points in a Season

74 Stephen Gostkowski, 2007

66 Stephen Gostkowski, 2012

59 Stephen Gostkowski, 2011

NFL/Most Extra Points in a Season

74 Stephen Gostkowski, 2007


66 Stephen Gostkowski 2012

64 Jeff Wilkins (St. Louis), 1999

63 John Kasay (New Orleans), 2011

ZOLTAN MESKO: COMING TO AMERICA

P Zoltan Mesko was born in Timisoara, Romania on the Romania-Hungary border. On many occasions in 1989, during the communist revolution, his family was forced to take cover to avoid gun shots from the armies. Even after the fall of the Berlin Wall, his family lived in poverty. His family left Romania when his father won a United States Permanent Resident Card (green card) in the Diversity Immigrant Visa Lottery in 1997 when Mesko was 11. "I survived a war," he noted. "I was coming from a really low point growing up, with communism and a very adverse economic situation. Coming over here, I'm very grateful for where I am. It happens by luck that I am here," he said. "When my dad applied for the green card lottery, there were 20 million applicants and 55,000 winners. That's a percentage in itself that tells you I am lucky to be here."



MESKO HAS SECOND BEST AVERAGE IN TEAM HISTORY

Mesko's 44.2 career average (175 career punts) is second in team history to the 44.7 by Tom Tupa

BEST AVERAGE IN TEAM HISTORY/CAREER

Player	Years	Average
Tom Tupa	1996-98	44.7
Zoltan Mesko	2010-present	44.2

MESKO NETTED 40 IN 2011

Mesko finished the 2011 season with a 41.5 net average, the 10th-best net average in NFL history.

BEST NET AVERAGE IN NFL HISTORY/SEASON

Player	Year	Net Average
Andy Lee (San Francisco)	2011	44.0
Shane Lechler (Oakland)	2009	43.9
Andy Lee (San Francisco)	2012	43.2
Thomas Morestead (New Orleans)	2012	43.2
Thomas Morstead (New Orleans)	2011	43.1
Bitton Colquitt (Denver)	2012	42.1
Kevin Huber (Cincinnati)	2012	42.0
Donnie Jones (St. Louis)	2009	41.7
Matt McBriar (Dallas)	2010	41.7
Zoltan Mesko (Patriots)	2011	41.5



PATRIOTS REFERENCE NOTES

GIL SANTOS – THE VOICE OF THE PATRIOTS

For most Patriots fans, there has been but one "Voice of the New England Patriots" and it belongs to Gil Santos. In 36 seasons, Santos has articulated the sights, sounds and all the play-by-play action for 745 games to millions of Patriots fans. Santos is tied with the Philadelphia Eagles' veteran play-by-play announcer, Merrill Reese, as the two most tenured radio broadcasters in the NFL. Santos began calling games for the Boston Patriots at Fenway Park in 1966. He was the voice of the Patriots for the next 14 seasons (1966-79). He returned to the booth in 1991 and has broadcast every Patriots game since then. Santos and his long-time partner Gino Cappelletti, were honored prior to the last regular season home game against Miami (12/30/12), where it was announced that Santos will be inducted into the team Hall of Fame.



TOM BRADY AND WELKER SCORE ON A 99-YARD PASS

Tom Brady connected with Wes Welker on a 99-yard touchdown in the fourth quarter of the 2011 season-opener at Miami (9/12/11). The 99-yard play tied the NFL record for the longest offensive play, which has been accomplished 14 times.

(13) 99-YARD PASS PLAYS

Frank Filchock to Andy Farkas, Wash. vs. Pitt. – Oct. 15, 1939
George Izo to Bobby Mitchell, Wash. vs. Clev. – Sept. 15, 1963
Karl Sweetan to Pat Studstill, Det. vs. Balt. – Oct. 16, 1966
Sonny Jurgensen to Gerry Allen, Wash. vs. Chic. – Sept. 15, 1968
Jim Plunkett to Cliff Branch, LA Raiders vs. Wash. – Oct. 2, 1983
Ron Jaworski to Mike Quick, Phil. vs. Atl. – Nov. 10, 1985
Stan Humphries to Tony Martin, SD. vs. Sea. – Sept. 18, 1994
Brett Favre to Robert Brooks, GB vs. Chic. – Sept. 11, 1995
Trent Green to Marc Boerigter, KC vs. SD. – Dec. 22, 2002
Jeff Garcia to Andre Davis, Clev. vs. Cin. – Oct. 17, 2004
Gus Ferrotte to Bernard Berrian, Minn. vs. Chi. – Nov. 30, 2008

Tom Brady to Wes Welker, NE at Mia. – Sept. 12, 2011

Eli Manning to Victor Cruz, NY Giants at NY Jets – Dec. 24, 2011

(1) 99-YARD RUN PLAY

Tony Dorsett, Dal. vs. Minn. – Jan. 3, 1983

ANNUAL ACHIEVEMENTS

The Patriots won more than half of their games for the 12th straight year after reaching nine wins with the 23-16 win at Miami on Dec. 2, 2012. They are the first team to win more than half of their games in 12 straight seasons since free agency began in 1993. The Patriots are the third team to win more than half of their games in 12 straight seasons since the 1970 AFL-NFL merger, joining the 49ers (16 straight from 1983-1998) and the Cowboys (16 straight from 1970-85).

MOST CONSECUTIVE WINNING SEASONS (since 1970 merger)

San Francisco (1983-98)..... 16
Dallas (1970-85)..... 16
New England (2001-11).....12
Oakland (1970-80)..... 11

PATRIOTS HAVE THE MOST 9+ WIN SEASONS SINCE 2001

The Patriots are the only team in the NFL to have recorded nine or more wins in each of the last 12 seasons.

MOST SEASONS OF 9+ WINS SINCE 2001

New England 12
Indianapolis 10
Baltimore 9
Green Bay 9
Pittsburgh 9
Philadelphia 8

PATRIOTS WIN 10 FOR THE 10th STRAIGHT YEAR

New England has reached at least 10 regular-season wins for 10 consecutive seasons, joining San Francisco (16) as the only teams to accomplish the feat.

Team	Years	Consecutive Seasons with 10+ Wins
San Francisco	1983-1998	16
New England	2003-present	10
Indianapolis	2002-2010	9

PATRIOTS FORCE TURNOVERS

The Patriots lead the NFL with a +147 turnover margin since the 1994 season. The Patriots finished first in the NFL with a +25 turnover margin in 2012.

NFL TURNOVER MARGIN SINCE 1994

Rank	Team	Turnover Margin
1.	New England	+147
2.	Kansas City	+80
3.	Green Bay	+77

PATRIOTS SET THE NFL RECORD FOR MOST CONSECUTIVE GAMES AT .500 OR BETTER

The loss to Baltimore on Sept. 23, 2012 ended the Patriots run of 145 consecutive games at .500 or better, the longest such streak in NFL history. Dallas had the second longest streak ever with 115 games at .500 or better (1965-1974). At 1-2, the Patriots were under .500 for the first time since starting the 2003 season with an 0-1 record.

NFL'S BEST ROAD WARRIORS

Since the start of the 2000 season, the Patriots have the best regular-season road record at 69-35 (.663).

TEAM	RECORD	PCT.
New England	69-35	.663
Philadelphia	64-39-1	.620
Indianapolis	63-41	.606
Pittsburgh	60-43	.583

DIVISIONAL DOMINANCE I

The New England Patriots own a 59-15 (.797) record in regular season AFC East games since the beginning of the 2001 season, compiling the best intra-division record of any team in the NFL. The Patriots finished a perfect 6-0 in the AFC East in 2012.

NFL'S TOP DIVISIONAL RECORDS SINCE 2001

Team	W	L	T	Pct.
New England Patriots	59	15	0	.797
Green Bay Packers	53	21	0	.716
Pittsburgh Steelers	53	23	0	.697
Indianapolis Colts	51	23	0	.689

AFC EAST DIVISIONAL RECORDS SINCE 2001

Team	W	L	T	Pct.	Div. Titles	Years
New England	59	15	0	.797	10	2001, 03-07, 09-12
New York Jets	36	38	0	.486	1	2002
Miami	31	43	0	.419	1	2008
Buffalo	23	51	0	.311	0	---

NOTES: The Indianapolis Colts were members of the AFC East in 2001 and compiled a 3-5 divisional record that season. In 2002, the Patriots and Jets both finished with a 9-7 overall record and a 4-2 divisional record, but the Jets claimed the division title by virtue of having a better record against common opponents. In 2008, the Patriots and Dolphins both finished with an 11-5 overall record and a 4-2 divisional record, but Miami qualified for the playoffs due to a better conference record (8-4 to 7-5).

DIVISIONAL DOMINANCE II

The Patriots have the highest winning percentage in division games from November until the end of the season since 2002.

Team	W	L	T	Pct.
New England	31	7	0	.816
Green Bay	31	11	0	.738
Indianapolis	28	10	0	.737
San Diego	26	10	0	.722
Pittsburgh	29	14	0	.674

PATRIOTS FINISH UNDEFEATED IN AFC EAST PLAY IN 2012

With the victory 28-0 victory over Miami on Dec. 30, 2012, the Patriots finished their slate of divisional games without a loss for the second time in team history. The Patriots were a perfect 6-0 in AFC East play in 2007. New England had just one loss in division play in 1986, 1997, 2003, 2004 and 2005, 2010 and 2011.



PATRIOTS REFERENCE NOTES

STRONG IN THE SECOND HALF

Since 2001, the Patriots have done a remarkable job of finishing the season strong, compiling an NFL-best 75-18 (.806) record in games on or after Thanksgiving.

PATRIOTS BEFORE AND AFTER THANKSGIVING SINCE 2001

Season	Pre-Thanksgiving	Post-Thanksgiving	Overall
2001	5-5 (.500)	9-0 (1.000)	14-5*
2002	6-5 (.545)	3-2 (.600)^	9-7
2003	9-2 (.818)	8-0 (1.000)	17-2*
2004	9-1 (.900)	8-1 (.889)	17-2*
2005	6-4 (.600)	5-3 (.625)	11-7*
2006	7-3 (.700)	7-2 (.777)	14-5*
2007	10-0 (1.000)	8-1 (.889)	18-1*
2008	7-4 (.636)	4-1 (.800)	11-5
2009	7-3 (.700)	3-4 (.429)	10-7*
2010	8-2 (.800)	6-1 (.857)^	14-3*
2011	7-3 (.700)	8-1 (.889)	15-4*
2012	7-3 (.700)	6-2 (.750)^	13-5
Totals	88-35 (.715)	75-18 (.806)	163-53

*Includes playoffs ^Includes games played on Thanksgiving

BEST RECORDS IN GAMES PLAYED ON OR AFTER THANKSGIVING SINCE 2001

(Includes regular-season and playoff games)

Team	W	L	T	Pct.
New England	75	18	0	.806
Pittsburgh	60	28	0	.682
Green Bay	54	32	0	.628
San Diego	48	29	0	.623
Philadelphia	53	33	0	.616

PATRIOTS LOSE HOME GAME IN DECEMBER FOR FIRST TIME IN NEARLY 10 YEARS

The Patriots lost a December game at Gillette Stadium for just the second time since the facility opened in 2002 after the San Francisco beat the Patriots 41-34 on Dec. 16, 2012. The Patriots are now 22-2 at home in December since Gillette Stadium opened in 2002. Prior to the 49ers game, the Patriots had won 20 straight at home in December. The only other time the Patriots lost a game at Gillette Stadium in December was a 30-17 defeat to the New York Jets on Dec. 22, 2002.

Team	W	L	T	Pct.
New England	22	2	0	.917
Green Bay	21	4	0	.840
Indianapolis	21	6	0	.778
Denver	16	5	0	.762
Philadelphia	14	8	0	.636

NFL'S TOP DECEMBER RECORD SINCE 2001

The Patriots have an NFL-best 45-6 record in the month of December since the 2001 season, including a 4-1 record in 2012.

Rk	Team	Record
1	New England Patriots	45-6
2	Philadelphia Eagles	36-16
3	Pittsburgh Steelers	36-17
4	Indianapolis Colts	35-18
5	San Diego Chargers	34-20

The Patriots have finished undefeated in December seven times since 2001: (2001 - 4-0), (2003 - 4-0), (2005 - 4-0), (2007 - 5-0), (2008 - 4-0), (2010 - 4-0) and (4-0-2011).

PATRIOTS TIE THE NFL RECORD FOR MOST 30-POINT GAMES IN A SINGLE SEASON IN 2011

The Patriots scored 30 points 12 times in 2011 to tie the NFL record for most 30-point games in a single season. The 2007 Patriots and the 1999 St. Louis Rams also had a dozen 30-point games. The NFL record for most consecutive 30-point games in a single season is eight by the 2007 and 2010 Patriots and the 2000 St. Louis Rams. The Patriots scored 30 points or more in 10 games in 2012.

TWO PLAYERS WITH 100 YARDS RECEIVING

The Patriots had five games with two players over 100 yards receiving in 2011 and two in 2012

2012 games with two receivers reaching 100 yards

- Wes Welker (142) and Brandon Lloyd (108) at Baltimore (9/23/12)
- Welker (129) and Rob Gronkowski (106) at Buffalo (9/30/12)

2011 games with two receivers reaching 100 yards

- Wes Welker (160) and Aaron Hernandez (103) at Miami (9/12/11)
- Welker (217) and Rob Gronkowski (109) at Buffalo (9/25/11)
- Welker (136) and Gronkowski (101) vs. NY Giants (11/6/11)
- Welker (115) and Deion Branch (125) at Philadelphia (11/27/11)
- Gronkowski (108) and Hernandez (138) vs. Buffalo (1/1/12).

NFL'S BEST AT HOME

Since their state-of-the-art facility opened at the beginning of the 2002 season, the Patriots own the NFL's best record at home overall. The Patriots own an overall record of 73-15 (.830) at Gillette Stadium in regular season games and an 83-18 (.822) record including playoffs.

BEST HOME RECORDS SINCE 2002

(including playoffs)

Team	W	L	T	Pct.
New England	83	18	0	.822
Baltimore	69	23	0	.750
Indianapolis	72	25	0	.742
Pittsburgh	69	26	1	.724
Green Bay	65	30	0	.684
Seattle	64	30	0	.681
San Diego	60	33	0	.645
Philadelphia	57	39	0	.594

PATRIOTS ARE SHARP AT GILLETTE

The Patriots concluded a 20-game home winning streak with a 24-20 loss to the New York Giants on Nov. 6, 2011. It was the longest home win streak in team history. The Patriots own an overall record of 73-15 (.830) at Gillette Stadium in regular season games.

The teams with the highest winning percentage at a stadium since 1970 (minimum 25 games):

Team	Stadium	W-L-T	WIN PCT.
New England	Gillette Stadium	73-15	.830
Miami	Orange Bowl	101-22-1	.819
Pittsburgh	Heinz Field	70-25-1	.734
Minnesota	Metropolitan Stadium	64-23-1	.733
LA Rams	Memorial Coliseum	53-20-2	.726

LONGEST HOME WINNING STREAK / PATRIOTS HISTORY (REG. SEASON)

Streak	First Win	Last Win
20	Dec. 12, 2008	Oct. 16, 2011
18	Dec. 29, 2002	Sept. 8, 2005
12	Nov. 26, 2006	Sept. 7, 2008
10	Sept. 18, 1976	Oct. 30, 1977

WHAT'S THE POINT?


During the past 13 seasons, the Patriots defense has always ranked higher in fewest points allowed than in yards allowed except for 2007 when both ranked fourth. The Patriots finished tied for 9th in the NFL on defense by allowing an average of 20.7 points per game in 2012.

	Avg. Points Allowed	Avg. Yds Allowed
2012	20.7 (9t)	373.3 (25)
2011	21.4 (15)	411.1 (31)
2010	19.6 (8)	365.5 (25)
2009	17.8 (5)	320.2 (11)
2008	19.3 (8)	309.0 (10)
2007	17.1 (4)	288.3 (4)
2006	14.8 (2)	294.4 (6)
2005	21.1 (17)	330.2 (26)
2004	16.3 (2t)	310.6 (9)
2003	14.9 (1)	291.6 (7)
2002	21.6 (17)	336.1 (23)
2001	17.0 (6)	334.5 (24)
2000	21.1 (17)	334.6 (20)

SEVEN PATRIOTS SELECTED TO AFC PRO BOWL SQUAD



Tom Brady
8th Selection




Rob Gronkowski
2nd Selection



Logan Mankins
5th Selection




Jerod Mayo
2nd Selection



Matthew Slater
2nd Selection



Wes Welker
5th Selection



Vince Wilfork
5th Selection

FOXBOROUGH, Mass. – Seven members of the New England Patriots have been selected to the AFC Pro Bowl squad. Quarterback Tom Brady, TE Rob Gronkowski, G Logan Mankins, LB Jerod Mayo, WR Matthew Slater (special teams), WR Wes Welker and DT Vince Wilfork have been selected to represent the New England Patriots and the AFC in the 2013 Pro Bowl on Jan. 27, 2013 at Aloha Stadium in Hawaii.

It is the eighth Pro Bowl selection for Brady (2001, 2004, 2005, 2007, 2009, 2010, 2011 and 2012) and fifth for Mankins (2007, 2009, 2010, 2011 and 2012), Welker (2008, 2009, 2010, 2011 and 2012) and Wilfork (2007, 2009, 2010, 2011 and 2012).

Gronkowski and Slater earned their second straight Pro Bowl invitations, while Mayo (2010 and 2012) also earned a Pro Bowl berth for the second time.

Gronkowski, Mankins, Mayo and Wilfork were selected as starters.

Brady was named to the Pro Bowl for the eighth time, including four straight seasons. John Hannah (9) is the only Patriots player with more Pro Bowls than Brady. Brady finished the season with 4,827 yards passing and 34 touchdowns. Brady became just the fifth player in NFL history to reach 4,000 yards in five or more seasons and the fifth player with at least 30 or more touchdown passes in four seasons. Brady has now thrown at least one touchdown pass in 48 straight regular season games to move past Johnny Unitas (47) for the second longest touchdown streak in NFL history, behind Drew Brees (54). He also became the first quarterback to throw at least one touchdown pass in all 16 games for three straight seasons.

Gronkowski is going to his second Pro Bowl. Despite missing the five games, Gronkowski led all NFL tight ends with 11 touchdowns on 55 receptions for 790 yards. He is the first tight end in NFL history to have three straight 10-plus touchdown seasons after his 10 in 2010, 18 in 2011 and 11 in 2012. Gronkowski had three 100-yard games in 2012 to increase his career total to nine, tying Ben Coates for the most 100-yard games by a New England tight end.

Mankins is going to his fifth Pro Bowl, including his fourth consecutive. He went to his first Pro Bowl in 2007 when he became the first Patriots guard to earn a Pro Bowl selection since 1985 when Pro Football Hall of Famer John Hannah went to his ninth career Pro Bowl. The Fresno State product is in his eighth season with the Patriots since being selected in the first round (32nd overall) of the 2005 NFL Draft. Since entering the starting lineup in 2005, Mankins has helped the New England offense finish in the Top 10 on offense seven times, including a first-place ranking in 2012.

Mayo earned his second Pro Bowl honor after being selected for the first time in 2010. Mayo finished the season with a team-leading 184 total tackles, the fifth-highest total in franchise history and Mayo's second season with over 180 total tackles. He is the first Patriots player to start his career with five straight 100-tackle seasons and his five straight 100-tackle seasons are tied with Lawyer Milloy and Vincent Brown for second, behind the six straight 100-tackle seasons by Fred Marion. Mayo registered 10 or more tackles in 10 games to tie a career-high. He also had ten 10-tackle games in 2010.

Slater is going to his second Pro Bowl. He finished the season with a team-leading 20 special teams tackles, one behind his career-high of 21 special teams tackles set in 2010. Slater, a Special Teams Captain for the last two seasons, has been a productive member of the Patriots special teams units since joining the team as a fifth round draft pick out of UCLA in 2008. He has led the Patriots in special teams tackles for the past three seasons with 21 in 2010, 17 in 2011 and the 20 this year.

Welker has been selected to the Pro Bowl five straight seasons. He finished tied for second in the NFL with 118 receptions for 1,354 receiving yards and six touchdowns. Welker became the first player in NFL history with five 100-catch seasons. Welker also added four 10-catch games in 2012 to tie an NFL record with 18-career 10-catch games. He extended his team record with his fifth 1,000-yard season. He also became the Patriots' all-time leader in receptions, surpassing Troy Brown in Week 2 vs. Arizona.

Wilfork earned his fifth Pro Bowl selection overall and fourth straight Pro Bowl honor. Since being selected in the first round (21st overall) of the 2004 draft out of Miami, Wilfork has helped the Patriots defense finish in the top 10 in points allowed on seven occasions (2004, 2006, 2007, 2008, 2009, 2010 and 2012). The Patriots own a 107-31 (.775) record in Wilfork's 137 career regular-season games.





PATRIOTS CONTINUE SECOND HALF DOMINANCE

Dating back to 2010 the Patriots have a 23-1 record in the second half of the season (games 9-16). New England went 8-0 in their final eight games of 2010 and 2011 and finished with a 7-1 record in the second half of 2012. During the streak, the Patriots have dominated in a number of statistical categories. New England has nearly doubled the point total of their opponents, scoring 885 points (36.9 points per game) and allowed just 444 points (18.5 points per game). The Patriots have also forced opponents into 65 turnovers while only turning the ball over 13 times. Below are some other statistics that reflect New England's second-half of the season dominance:

SINCE 2010

BEST SECOND HALF RECORD

New England	23-1
Green Bay	18-6
New Orleans.....	18-6
Atlanta	17-7
Baltimore.....	16-8

SECOND HALF GIVEAWAYS

New England	13
San Francisco	17
Green Bay	24
Atlanta	26
Dallas.....	27
Baltimore.....	27

SECOND HALF TAKEAWAYS

New England	65
Chicago	53
Seattle	48
Green Bay	45
Atlanta	44
Carolina.....	44

SECOND HALF POINTS SCORED

New England	885
New Orleans.....	747
Green Bay	722
Seattle	651
Dallas.....	649

SECOND HALF POINTS ALLOWED

Pittsburgh.....	344
Green Bay	443
New England	444
San Francisco	449
Seattle	467

SECOND HALF PASSING TDS

New Orleans.....	65
Green Bay	64
New England	60
Dallas.....	51
Atlanta	47

SECOND HALF RUSHING TDS

New England	36
Carolina.....	33
Seattle	32
Philadelphia	27
Houston	26

SECOND HALF PASSING YARDS

New Orleans.....	7,699
Detroit.....	7,357
New England	7,169
Green Bay	7,036
Atlanta	6,542





THE TEAM OF THE DECADE

When Robert Kraft purchased the New England Patriots in 1994, few would have thought that 17 years later the franchise would be the undisputed team of the decade in the first decade of the new millennium. Kraft brought a winning vision to the organization and dedicated his resources to building a consistent winner. On Jan. 27, 2000, Kraft hired Bill Belichick to coach the team, and three months later the team drafted then-unheralded quarterback Tom Brady, putting the final pieces in place for the Patriots to become the most successful NFL team of the 2000s. Below is a look at the accomplishments of the Patriots during the first decade of the new millennium that earned the Patriots the "Team of the Decade" moniker.

THE PATRIOTS' UNMATCHED NFL SUCCESS FROM 2000-2009

Super Bowl Titles

New England	3
Pittsburgh.....	2
Baltimore.....	1
Indianapolis.....	1
New Orleans.....	1
N.Y. Giants.....	1
Tampa Bay.....	1

Conference Titles

New England	4
Indianapolis.....	2
N.Y. Giants.....	2
Pittsburgh.....	2
10 Teams	1

Division Titles

New England	7
Indianapolis.....	6
Philadelphia.....	5
Pittsburgh.....	5
San Diego.....	5

Note: The Patriots also finished tied for the division lead twice during the 2000s but lost the division title on tiebreakers in 2002 and 2008.

Playoff Wins

New England	14
Philadelphia.....	10
Pittsburgh.....	10
Indianapolis.....	9
Baltimore.....	8

Playoff Winning Percentage

Team	W	L	Pct.
New England	14	4	.777
New Orleans	5	2	.714
Pittsburgh	10	4	.714
Arizona	4	2	.667
Carolina	5	3	.625
Baltimore	8	5	.615

Playoff Games Played

New England	18
Philadelphia.....	18
Indianapolis.....	17
Pittsburgh.....	14
Baltimore.....	13
N.Y. Giants.....	11

Overall Wins

(Includes Regular Season and Playoffs)

New England	126
Indianapolis.....	124
Pittsburgh.....	113
Philadelphia.....	113
Baltimore.....	100

Overall Winning Percentage

(Includes Regular Season and Playoffs)

Team	W	L	T	Pct.
New England	126	52	0	.708
Indianapolis	124	53	0	.701
Pittsburgh	113	60	1	.652
Philadelphia	113	64	1	.638
Green Bay	98	71	0	.580

Most Victories in a Season (Inc. Playoffs), 2000-09

Team	Year	W
New England	2007	18
New England	2003	17
New England	2004	17
Baltimore	2000	16
St. Louis	2001	16
Pittsburgh	2004	16
Indianapolis	2006	16
Indianapolis	2009	16
New Orleans	2009	16

Most Victories in a Single Regular Season, 2000-09

Team	Year	W
New England	2007	16
Pittsburgh	2004	15
New England	2003	14
New England	2004	14
Indianapolis	2005	14
Indianapolis	2009	14
St. Louis	2001	14

Playoff Games Hosted

New England	9
Philadelphia	9
Pittsburgh.....	8
Indianapolis.....	8

Major Sports League Titles, 2000-09

Los Angeles Lakers	NBA	4
New England Patriots	NFL	3
San Antonio Spurs	NBA	3
Boston Red Sox	MLB	2
Detroit Red Wings	NHL	2
Houston Dynamo	MLS	2
Los Angeles Galaxy	MLS	2
New Jersey Devils	NHL	2
New York Yankees	MLB	2
Pittsburgh Steelers	NFL	2
San Jose Earthquakes	MLS	2

Major Sports Conference Titles, 2000-09

Los Angeles Lakers	NBA	6
New England Patriots	NFL	4
New England Revolution	MLS	4
Los Angeles Galaxy	MLS	4
New York Yankees	MLB	4
Detroit Red Wings	NHL	3
New Jersey Devils	NHL	3
San Antonio Spurs	NBA	3

Seasons of NFL Playoff Advancement

Philadelphia	7
New England	6
Pittsburgh.....	5
Baltimore.....	4
Indianapolis.....	4
Green Bay	3
Oakland.....	3
Seattle	3
New Orleans.....	3



SECOND WINNINGEST PRO SPORTS TEAM SINCE 1994

PATRIOTS ARE SECOND WINNINGEST PRO SPORTS FRANCHISE SINCE 1994

Since the 1994 season, the Patriots have won 67.4 percent of their regular season games (205-99), compiling the second-highest winning percentage in major American professional sports over that period. Since 1994, there have been 143 franchises that have fielded teams in the five major American sports leagues (NFL, MLB, NBA, NHL and MLS).

HIGHEST WINNING PERCENTAGE IN MAJOR AMERICAN PROFESSIONAL SPORTS, 1994-PRESENT

(Regular Season – Includes National Football League, Major League Baseball, National Basketball Association, National Hockey League and Major League Soccer)

Records updated through games of January 22, 2013

Rk	Team	Lg	W	L	T/OTL	Pct.
1	San Antonio Spurs	NBA	1004	467	0	0.683
2	New England Patriots	NFL	205	99	0	0.674
3	Detroit Red Wings	NHL	817	361	185	0.667
4	Los Angeles Lakers	NBA	951	518	0	0.647
5	Green Bay Packers	NFL	196	108	0	0.645
6	Pittsburgh Steelers	NFL	192	111	1	0.633
7	New Jersey Devils	NHL	750	438	174	0.615
8	Seattle Sounders FC	MLS	59	32	37	0.605
9	Utah Jazz	NBA	889	580	0	0.605
10	Indianapolis Colts	NFL	183	121	0	0.602
11	New York Yankees	MLB	1801	1206	0	0.599
12	Dallas Stars	NHL	713	459	192	0.593
13	Philadelphia Flyers	NHL	689	451	210	0.588
14	Denver Broncos	NFL	178	126	0	0.586
15	Colorado Avalanche/Quebec Nordiques	NHL	708	476	178	0.585
16	Phoenix Suns	NBA	854	615	0	0.581
17	Atlanta Braves	MLB	1730	1280	0	0.575
18	Dallas Mavericks	NBA	841	629	0	0.572
19	Los Angeles Galaxy	MLS	249	181	96	0.565
20	Oklahoma City/Seattle Thunder	NBA	821	649	0	0.559
21	Miami Heat	NBA	818	648	0	0.558
22	Houston Dynamo	MLS	87	62	71	0.557
23	San Jose Sharks	NHL	662	508	192	0.557
24	Vancouver Canucks	NHL	658	505	199	0.556
25	St. Louis Blues	NHL	653	502	207	0.555
26	Buffalo Sabres	NHL	662	513	187	0.555
27	Baltimore Ravens	NFL	150	121	1	0.553
28	Orlando Magic	NBA	812	657	0	0.553
29	Boston Bruins	NHL	645	503	214	0.552
30	Indiana Pacers	NBA	811	659	0	0.552
31	Ottawa Senators	NHL	657	520	185	0.550
32	Boston Red Sox	MLB	1657	1355	0	0.550
33	Philadelphia Eagles	NFL	166	136	1	0.550
34	Chicago Fire	MLS	202	157	104	0.549
35	Pittsburgh Penguins	NHL	660	529	172	0.548
36	Houston Rockets	NBA	805	666	0	0.547
37	Washington Capitals	NHL	642	531	188	0.541
38	Minnesota Vikings	NFL	164	140	0	0.539
39	San Francisco 49ers	NFL	163	140	1	0.538
40	Nashville Predators	NHL	504	424	141	0.537
41	Detroit Pistons	NBA	789	680	0	0.537
42	Portland TrailBlazers	NBA	788	681	0	0.536
43	St. Louis Cardinals	MLB	1611	1398	0	0.535
44	Dallas Cowboys	NFL	162	142	0	0.533
45	New York Giants	NFL	161	142	1	0.531
46	Toronto Maple Leafs	NHL	628	549	185	0.529
47	Los Angeles/Anaheim/CA Angels	MLB	1589	1424	0	0.527
48	Los Angeles Dodgers	MLB	1584	1427	0	0.526
49	San Francisco Giants	MLB	1582	1429	0	0.525
50	D.C. United	MLS	229	203	94	0.525

NOTES: This analysis uses NFL rules when calculating winning percentage, counting ties as a half-win and a half-loss. For NHL teams, overtime losses (OTL) and ties from 2001-2004 (the NHL abolished ties in 2005-2006 and instituted a shootout system) are counted as ties when calculating winning percentage.

HIGHEST WINNING PERCENTAGE AMONG BOSTON-AREA MAJOR PROFESSIONAL SPORTS TEAMS, 1994-PRESENT

(Rankings listed below are each team's overall ranking among the 143 major American pro sports teams)

Records updated through games of January 22, 2013

Rank	Team	Lg.	W	L	T/OTL	Pct.
2	New England Patriots	NFL	205	99	0	0.674
29	Boston Bruins	NHL	645	503	214	0.552
32	Boston Red Sox	MLB	1657	1355	0	0.550
79	Boston Celtics	NBA	733	736	0	0.499
107	New England Revolution	MLS	194	231	102	0.465



2012 FINAL OFFENSIVE STATISTICS

WON 12, LOST 4

09/09 W 34-13	at Tennessee	69,143
09/16 L 18-20	Arizona	68,756
09/23 L 30-31	at Baltimore	71,269
09/30 W 52-28	at Buffalo	70,684
10/07 W 31-21	Denver	68,756
10/14 L 23-24	at Seattle	68,137
10/21 W 29-26 OT	New York Jets	68,752
10/28 W 45- 7	at St. Louis	84,004
11/11 W 37-31	Buffalo	68,756
11/18 W 59-24	Indianapolis	68,756
11/22 W 49-19	at New York Jets	79,088
12/02 W 23-16	at Miami	72,114
12/10 W 42-14	Houston	68,756
12/16 L 34-41	San Francisco	68,756
12/23 W 23-16	at Jacksonville	70,251
12/30 W 28- 0	Miami	68,756

	N.E.	Opp.
TOTAL FIRST DOWNS	444	340
Rushing	151	100
Passing	256	207
Penalty	37	33
3rd Down: Made/Att	110/226	82/205
3rd Down Pct.	48.7	40.0
4th Down: Made/Att	8/12	9/23
4th Down Pct.	66.7	39.1
POSSESSION AVG.	30:41	29:19
TOTAL NET YARDS	6846	5972
Avg. Per Game	427.9	373.3
Total Plays	1191	1046
Avg. Per Play	5.7	5.7
NET YARDS RUSHING	2184	1630
Avg. Per Game	136.5	101.9
Total Rushes	523	415
NET YARDS PASSING	4662	4342
Avg. Per Game	291.4	271.4
Sacked/Yards Lost	27/182	37/213
Gross Yards	4844	4555
Att./Completions	641/402	594/369
Completion Pct.	62.7	62.1
Had Intercepted	9	20
PUNTS/AVERAGE	61/42.4	67/50.3
NET PUNTING AVG.	61/37.9	67/41.6
PENALTIES/YARDS	97/840	101/932
FUMBLES/BALL LOST	14/7	42/21
TOUCHDOWNS	67	38
Rushing	25	10
Passing	34	27
Returns	8	1

* SCORE BY PERIODS	Q1	Q2	Q3	Q4	OT	PTS
TEAM	113	177	103	161	3	557
OPPONENTS	67	81	75	108	0	331

* SCORING	TD-Ru-Pa-Rt	K-PAT	FG	S	PTS
Gostkowski	0 0 0 0	66/66	29/35	0	153
Ridley	12 12 0 0			0	72
Gronkowski	11 0 11 0			0	66
Woodhead	7 4 3 0			0	42
Welker	6 0 6 0			0	36
Edelman	5 0 3 2			0	30
Hernandez	5 0 5 0			0	30
Lloyd	5 0 4 1			0	30
Brady	4 4 0 0			0	24
Vereen	4 3 1 0			0	24
Bolden	2 2 0 0			0	12
Dennard	1 0 0 1			0	6
Gregory	1 0 0 1			0	6
Hightower	1 0 0 1			0	6
McCourtly	1 0 0 1			0	6
Stallworth	1 0 1 0			0	6
Talib LG	1 0 0 1			0	6
Talib TM	1 0 0 1			0	6
TEAM	67 25 34	8 66/66	29/35	1	557
OPPONENTS	38 10 27	1 38/38	21/25	1	331

* PASSING	Att	Cmp	Yds	Cmp%	Yds/Att	TD	TD%	Int	Int%	Long	Sack/Lost	Rating
Brady	637	401	4827	63.0	7.58	34	5.3	8	1.3	83t	27/ 182	98.7
Mallett	4	1	17	25.0	4.25	0	0.0	1	25.0	17	0/ 0	5.2
TEAM	641	402	4844	62.7	7.56	34	5.3	9	1.4	83t	27/ 182	97.7
OPPONENTS	594	369	4555	62.1	7.67	27	4.5	20	3.4	68t	37/ 213	86.9

* RUSHING	No.	Yds	Avg	Long	TD
Ridley	290	1263	4.4	41	12
Woodhead	76	301	4.0	19	4
Bolden	56	274	4.9	27	2
Vereen	62	251	4.0	16	3
Edelman	4	45	11.3	47	0
Brady	23	32	1.4	7	4
Welker	2	20	10.0	11	0
Hernandez	1	5	5.0	5	0
Hilliard TM	1	2	2.0	2	0
Mallett	8	-9	-1.1	-1	0
TEAM	523	2184	4.2	47	25
OPPONENTS	415	1630	3.9	31	10

* RECEIVING	No.	Yds	Avg	Long	TD
Welker	118	1354	11.5	59	6
Lloyd	74	911	12.3	53	4
Gronkowski	55	790	14.4	41	11
Hernandez	51	483	9.5	31	5
Woodhead	40	446	11.2	25	3
Edelman	21	235	11.2	56t	3
Branch	16	145	9.1	25	0
Vereen	8	149	18.6	83t	1
Ridley	6	51	8.5	20	0
Hoomanawanui	5	109	21.8	41	0
Fells	4	85	21.3	35	0
Bolden	2	11	5.5	11	0
Stallworth	1	63	63.0	63t	1
Winslow	1	12	12.0	12	0
TEAM	402	4844	12.0	83t	34
OPPONENTS	369	4555	12.3	68t	27

* INTERCEPTIONS	No.	Yds	Avg	Long	TD
McCourtly	5	53	10.6	34	0
Wilson	4	87	21.8	45	0
Dennard	3	95	31.7	87t	1
Gregory	3	50	16.7	36	0
Talib LG	2	59	29.5	59t	1
Talib TM	1	59	59.0	59t	1
Chung	2	27	13.5	27	0
Cole	1	0	0.0	0	0
Mayo	1	0	0.0	0	0
TEAM	20	371	18.6	87t	2
OPPONENTS	9	112	12.4	63	0

* PUNTING	No.	Yds	Avg	Net	TB	In	Lg	B
Mesko	60	2585	43.1	37.9	6	28	62	1
TEAM	61	2585	42.4	37.9	6	28	62	1
OPPONENTS	67	3372	50.3	41.6	4	23	66	0

* PUNT RETURNS	Ret	FC	Yds	Avg	Long	TD
Welker	25	7	243	9.7	31	0
Edelman	17	1	263	15.5	68t	1
TEAM	42	8	506	12.0	68t	1
OPPONENTS	23	19	154	6.7	25	0

* KICKOFF RETURNS	No.	Yds	Avg	Long	TD
McCourtly	27	654	24.2	104t	1
Edelman	3	38	12.7	32	0
Welker	3	33	11.0	17	0
Slater	2	39	19.5	20	0
Woodhead	2	43	21.5	23	0
Gronkowski	1	0	0.0	0	0
TEAM	38	807	21.2	104t	1
OPPONENTS	60	1229	20.5	62	0

* FIELD GOALS	1-19	20-29	30-39	40-49	50+
Gostkowski	0/ 0	8/ 8	10/12	9/13	2/2
TEAM	0/ 0	8/ 8	10/12	9/13	2/2
OPPONENTS	0/ 0	6/ 6	5/ 6	9/11	1/2
Gostkowski:	(25G,31G)	(46G,34G,51G,53G,42N)	(37G, 6 49G,20G)	(49N,42N,30G)	(23G) (25G,35G,35G) (43G,48G)
	(26G)	(43G,48G,27G)	(36N,31G)	(39N)	(49N,43G,32G)
	(20G)	() (32G,41G)	(25G,49G,38G)	()	
	6 OPP:	(28G,24G)	(38G,47G)	(27G) () ()	(34G) (54G,21G,
	6 43G,43G)	() (41G)	(47G,58N)	(32G)	(44G,33G,42G) ()
	6	(39N,20G,28G)	(41G,43N,35G,42G)	(41N)	

2-Pt Conv: TM 0-1, OPP 0-0 SACKS: Ninkovich 8, Jones 6, Hightower 4, Francis 3, Mayo 3, Scott 3, Wilfork 3, Cunningham 2.5, Love 1.5, Deaderick 1, Martin 1, Spikes 1, TM 37, OPP 27
FUM/LOST: Ridley 4/2, Welker 3/1, Brady 2/0, Edelman 1/1, Gronkowski 1/1, McCourtly 1/1, Vereen 1/1, Woodhead 1/0



2012 FINAL DEFENSIVE STATISTICS

Tackle Statistics based on Coaches Film Review

PLAYER	TACKLES			SACKS			INTERCEPTIONS				FUMBLES				SP. TEAMS				
Name	TT	UT	A	S	Yds	QH	Int	Yds	TD	PD	FF	FR	Yds	TD	TT	UT	A	FF	FR
Jerod Mayo	184	115	69	3.0	24.0	5	1	0	0	3	4	1	0	0	0	0	0	0	0
Brandon Spikes	128	84	44	1.0	2.0	5	0	0	0	7	5	0	0	0	0	0	0	0	0
Devin McCourty	89	63	26	0.0	0.0	0	5	53	0	13	1	0	0	0	3	3	0	1	0
Dont'a Hightower	75	51	24	4.0	21.0	9	0	0	0	3	0	2	6	1	0	0	0	0	0
Kyle Arrington	67	54	13	0.0	0.0	1	0	0	0	11	1	1	0	0	9	9	0	0	0
Rob Ninkovich	61	47	14	8.0	50.5	11	0	0	0	1	5	4	0	0	0	0	0	0	0
Vince Wilfork	59	41	18	3.0	32.0	3	0	0	0	6	2	4	0	0	0	0	0	0	0
Steve Gregory	55	34	21	0.0	0.0	0	3	50	0	5	2	2	32	1	0	0	0	0	0
Patrick Chung	53	32	21	0.0	0.0	0	2	27	0	5	0	0	0	0	2	1	1	0	0
Tavon Wilson	48	32	16	0.0	0.0	0	4	87	0	6	0	2	0	0	7	3	4	0	0
Chandler Jones	48	24	24	6.0	33.0	12	0	0	0	5	3	0	0	0	0	0	0	0	0
Kyle Love	40	24	16	1.5	4.0	1	0	0	0	0	0	0	0	0	0	0	0	0	0
Alfonzo Dennard	35	33	2	0.0	0.0	0	3	95	1	7	1	0	0	0	0	0	0	0	0
Jermaine Cunningham	25	16	9	2.5	20.5	6	0	0	0	0	0	2	0	0	0	0	0	0	0
Aqib Talib	19	13	6	0.0	0.0	0	1	59	1	2	0	1	0	0	0	0	0	0	0
Brandon Deaderick	14	8	6	1.0	7.0	2	0	0	0	1	2	0	0	0	0	0	0	0	0
Sterling Moore	12	11	1	0.0	0.0	0	0	0	0	1	1	1	0	0	0	0	0	0	0
Marquice Cole	12	10	2	0.0	0.0	0	1	0	0	3	0	0	0	0	7	6	1	0	0
Trevor Scott	12	10	2	3.0	7.0	4	0	0	0	0	1	0	0	0	3	3	0	0	0
Tracy White	10	8	2	0.0	0.0	0	0	0	0	1	0	0	0	0	4	4	0	0	0
Justin Francis	10	9	1	3.0	8.0	7	0	0	0	0	0	0	0	0	1	0	1	0	0
Ras-I Dowling	7	5	2	0.0	0.0	0	0	0	0	1	0	0	0	0	0	0	0	0	0
Derrick Martin	3	3	0	1.0	4.0	1	0	0	0	0	0	0	0	0	5	4	1	0	0
Ron Brace	2	1	1	0.0	0.0	0	0	0	0	0	0	0	0	0	0	0	0	0	0
Mike Rivera	2	2	0	0.0	0.0	0	0	0	0	0	0	0	0	0	12	6	6	0	0
Niko Koutouvides	1	0	1	0.0	0.0	0	0	0	0	0	0	0	0	0	8	1	7	0	0
Jeff Tarpinian	1	1	0	0.0	0.0	0	0	0	0	0	0	0	0	0	0	0	0	0	0
Nate Ebner	0	0	0	0.0	0.0	0	0	0	0	0	0	0	0	0	17	14	3	0	0
Bobby Carpenter	0	0	0	0.0	0.0	0	0	0	0	0	0	0	0	0	3	3	0	0	0
M.Hoomanawanui	0	0	0	0.0	0.0	0	0	0	0	0	0	0	0	0	2	2	0	0	0
Julian Edelman	0	0	0	0.0	0.0	0	0	0	0	0	0	0	0	0	1	1	0	0	1
Shane Vereen	0	0	0	0.0	0.0	0	0	0	0	0	0	0	0	0	1	1	0	0	0
Brandon Bolden	0	0	0	0.0	0.0	0	0	0	0	0	0	0	0	0	6	4	2	0	0
Malcolm Williams	0	0	0	0.0	0.0	0	0	0	0	0	0	0	0	0	2	2	0	0	0
Matthew Slater	0	0	0	0.0	0.0	0	0	0	0	0	0	0	0	0	20	12	8	0	0
Stephen Gostkowski	0	0	0	0.0	0.0	0	0	0	0	0	0	0	0	0	3	2	1	0	0
TOTALS	1072	731	341	37.0	213.0	67	20	371	2	81	28	20	38	2	116	81	35	1	1

FUMBLES - LOST (14-7)				
	No.	Lost	Own Rec	O.B.
Tom Brady	2	0	1	0
Julian Edelman	1	1	0	0
Rob Gronkowski	1	1	0	0
Devin McCourty	1	1	0	0
Stevan Ridley	4	2	0	1
Nate Solder	0	0	1	0
Shane Vereen	1	1	0	0
Wes Welker	3	1	0	1
Danny Woodhead	1	0	0	0
TOTALS	14	7	1	2

MISC. OFFENSIVE STATS				
	Tkl	Ast	FF	FR
Tom Brady	2	0	0	0
Deion Branch	1	0	0	0
Daniel Fells	1	0	0	0
Julian Edelman	1	0	0	0
Rob Gronkowski	1	0	0	0
Aaron Hernandez	1	0	0	1
Brandon Lloyd	0	0	0	1
Stevan Ridley	1	0	0	0
Sebastian Vollmer	1	0	0	0
Wes Welker	1	0	0	0
Ryan Wendell	1	0	0	0
TOTALS	11	0	0	2

KEY	
TT-Total Tackles	Int/Yds-Interceptions/Yards Returned
UT-Unassisted Tackles	PD-Passes Defensed

BLOCKED KICKS		
	XP	FG
Totals	0	0

Additional Notes:

Deion Branch - 1 Special Teams Tackle

Wes Welker - 1 Special Teams Assisted Tackle



2012 POSTSEASON OFFENSIVE STATISTICS

WON 1, LOST 1

01/13 W 41-28	Houston	68,756
01/20 L 13-28	Baltimore	68,756
	N.E.	Opp.
TOTAL FIRST DOWNS	52	50
Rushing	14	14
Passing	34	34
Penalty	4	2
3rd Down: Made/Att	13/28	9/27
3rd Down Pct.	46.4	33.3
4th Down: Made/Att	1/2	3/4
4th Down Pct.	50.0	75.0
POSSESSION AVG.	28:45	31:15
TOTAL NET YARDS	885	781
Avg. Per Game	442.5	390.5
Total Plays	147	146
Avg. Per Play	6.0	5.3
NET YARDS RUSHING	230	212
Avg. Per Game	115.0	106.0
Total Rushes	52	56
NET YARDS PASSING	655	569
Avg. Per Game	327.5	284.5
Sacked/Yards Lost	1/9	3/14
Gross Yards	664	583
Att./Completions	94/54	87/55
Completion Pct.	57.4	63.2
Had Intercepted	2	1
PUNTS/AVERAGE	10/44.3	12/41.3
NET PUNTING AVG.	10/41.5	12/34.9
PENALTIES/YARDS	9/96	8/80
FUMBLES/BALL LOST	1/1	4/0
TOUCHDOWNS	6	7
Rushing	2	2
Passing	4	5
Returns	0	0

* SCORE BY PERIODS

	Q1	Q2	Q3	Q4	OT	PTS
TEAM	10	20	14	10	0	54
OPPONENTS	3	17	7	29	0	56

* SCORING

	TD	Ru	Pa	Rt	K-PAT	FG	S	PTS
Gostkowski	0	0	0	0	6/ 6	4/ 4	0	18
Vereen	3	1	2	0			0	18
Lloyd	1	0	1	0			0	6
Ridley	1	1	0	0			0	6
Welker	1	0	1	0			0	6
TEAM	6	2	4	0	6/ 6	4/ 4	0	54
OPPONENTS	7	2	5	0	6/ 6	2/ 2	0	56

2-Pt Conv: TM 0-0, OPP 1-1

SACKS: Ninkovich 2, (group) 1, TM 3, OPP 1

FUM/LOST: Ridley 1/1

* PASSING

	Att	Cmp	Yds	Cmp%	Yds/Att	TD	TD%	Int	Int%	Long	Sack/Lost	Rating
Brady	94	54	664	57.4	7.06	4	4.3	2	2.1	47	1/ 9	84.7
TEAM	94	54	664	57.4	7.06	4	4.3	2	2.1	47	1/ 9	84.7
OPPONENTS	87	55	583	63.2	6.70	5	5.7	1	1.1	28	3/ 14	97.1

* RUSHING

	No.	Yds	Avg	Long	TD
Ridley	33	152	4.6	23	1
Vereen	11	57	5.2	22	1
Woodhead	4	11	2.8	7	0
Hernandez	1	6	6.0	6	0
Brady	3	4	1.3	3	0
TEAM	52	230	4.4	23	2
OPPONENTS	56	212	3.8	21	2

* RECEIVING

	No.	Yds	Avg	Long	TD
Welker	16	248	15.5	47	1
Hernandez	15	168	11.2	40	0
Lloyd	12	102	8.5	16	1
Vereen	7	105	15.0	33t	2
Branch	2	16	8.0	10	0
Ridley	1	13	13.0	13	0
Woodhead	1	12	12.0	12	0
TEAM	54	664	12.3	47	4
OPPONENTS	55	583	10.6	28	5

* INTERCEPTIONS

	No.	Yds	Avg	Long	TD
Ninkovich	1	6	6.0	6	0
TEAM	1	6	6.0	6	0
OPPONENTS	2	2	1.0	2	0

* PUNTING

	No.	Yds	Avg	Net	TB	In	Lg	B
Mesko	10	443	44.3	41.5	0	6	64	0
TEAM	10	443	44.3	41.5	0	6	64	0
OPPONENTS	12	495	41.3	34.9	1	3	59	0

* PUNT RETURNS

	Ret	FC	Yds	Avg	Long	TD
Welker	5	2	56	11.2	28	0
TEAM	5	2	56	11.2	28	0
OPPONENTS	4	4	28	7.0	12	0

* KICKOFF RETURNS

	No.	Yds	Avg	Long	TD
McCourty	6	121	20.2	29	0
Slater	1	19	19.0	19	0
TEAM	7	140	20.0	29	0
OPPONENTS	8	262	32.8	94	0

* FIELD GOALS

	1-19	20-29	30-39	40-49	50+
Gostkowski	0/ 0	1/ 1	3/ 3	0/ 0	0/0
TEAM	0/ 0	1/ 1	3/ 3	0/ 0	0/0
OPPONENTS	0/ 0	1/ 1	0/ 0	0/ 0	1/1

Gostkowski: (37G,38G) (31G,25G)

TM: (37G,38G) (31G,25G)

OPP: (27G,55G) ()



2012 POSTSEASON DEFENSIVE STATISTICS

PLAYER Name	TACKLES			SACKS			INTERCEPTIONS				FUMBLES				SP. TEAMS				
	TT	UT	A	S/	Yds	OH	Int/	Yds	TD	PD	FF	FR/	Yds	TD	TT	UT	A	FF	FR
Brandon Spikes	17	10	7	0.0	0.0	1	0	0	0	0	0	0	0	0	0	0	0	0	0
Devin McCourty	15	10	5	0.0	0.0	0	0	0	0	0	0	0	0	0	1	1	0	0	0
Jerod Mayo	15	10	5	0.0	0.0	1	0	0	0	0	1	0	0	0	0	0	0	0	0
Steve Gregory	12	7	5	0.0	0.0	0	0	0	0	1	0	0	0	0	0	0	0	0	0
Rob Ninkovich	12	6	6	2.0	5.0	3	1	6	0	2	0	0	0	0	0	0	0	0	0
Aqib Talib	10	9	1	0.0	0.0	0	0	0	0	1	0	0	0	0	0	0	0	0	0
Vince Wilfork	6	3	3	0.0	0.0	1	0	0	0	0	0	0	0	0	0	0	0	0	0
Dont'a Hightower	6	4	2	0.0	0.0	1	0	0	0	0	0	0	0	0	0	0	0	0	0
Justin Francis	6	5	1	0.0	0.0	1	0	0	0	0	0	0	0	0	0	0	0	0	0
Kyle Arrington	6	4	2	0.0	0.0	0	0	0	0	1	0	0	0	0	3	3	0	0	0
Alfonzo Dennard	5	4	1	0.0	0.0	0	0	0	0	0	1	0	0	0	0	0	0	0	0
Marquice Cole	4	2	2	0.0	0.0	0	0	0	0	0	0	0	0	0	4	2	2	0	0
Tavon Wilson	3	2	1	0.0	0.0	0	0	0	0	0	0	0	0	0	0	0	0	0	0
Chandler Jones	2	1	1	0.0	0.0	0	0	0	0	0	0	0	0	0	0	0	0	0	0
Brandon Deaderick	2	1	1	0.0	0.0	0	0	0	0	0	0	0	0	0	0	0	0	0	0
Trevor Scott	1	1	0	0.0	0.0	0	0	0	0	0	0	0	0	0	0	0	0	0	0
Kyle Love	1	0	1	0.0	0.0	0	0	0	0	0	0	0	0	0	0	0	0	0	0
Jermaine Cunningham	1	1	0	0.0	0.0	0	0	0	0	0	0	0	0	0	0	0	0	0	0
Tracy White	1	0	1	0.0	0.0	0	0	0	0	0	0	0	0	0	0	0	0	0	0
Team Sacks	1	0	0	1.0	9.0	0	0	0	0	0	0	0	0	0	0	0	0	0	0
Stephen Gostkowski	0	0	0	0.0	0.0	0	0	0	0	0	0	0	0	0	1	1	0	0	0
Patrick Chung	0	0	0	0.0	0.0	0	0	0	0	0	0	0	0	0	1	0	1	0	0
Matthew Slater	0	0	0	0.0	0.0	0	0	0	0	0	0	0	0	0	1	0	1	0	0
Niko Koutouvides	0	0	0	0.0	0.0	0	0	0	0	0	0	0	0	0	1	0	1	0	0
Nate Ebner	0	0	0	0.0	0.0	0	0	0	0	0	0	0	0	0	2	1	1	0	0
Totals	126	80	45	3.0	14.0	8	1	6	0	5	2	0	0	0	14	8	6	0	0

FUMBLES - LOST (1-1)				
No.	Lost	Rec	O.B.	
Stevan Ridley	1	1	0	0
Totals	1	1	0	0
MISC. OFFENSIVE STATS				
Tkl	Ast	FF	FR	
Ryan Wendell	1	0	0	0
Totals	1	0	0	0

KEY	
TT-Total Tackles	Int/Yds-Interceptions/Yards Returned
UT-Unassisted Tackles	PD-Passes Defensed
Totals	



NEW ENGLAND PATRIOTS 2012 STATS PACK

GAME-BY-GAME STARTERS

2012 OFFENSIVE STARTERS BY GAME												
Date	Opponent	WR	LT	LG	C	RG	RT	TE	WR	QB	RB	TE
09/09	at Tennessee	W. Welker	N. Solder	L. Mankins	R. Wendell	D. Connolly	S. Vollmer	R. Gronkowski	B. Lloyd	T. Brady	S. Ridley	A. Hernandez
09/16	Arizona	J. Edelman	N. Solder	L. Mankins	R. Wendell	D. Thomas	S. Vollmer	R. Gronkowski	B. Lloyd	T. Brady	S. Ridley	A. Hernandez
09/23	at Baltimore	D. Fells (TE)	N. Solder	L. Mankins	R. Wendell	D. Connolly	S. Vollmer	R. Gronkowski	B. Lloyd	T. Brady	S. Ridley	M. Hoomanawanui (RB)
09/30	at Buffalo	D. Fells (TE)	N. Solder	D. Thomas	R. Wendell	D. Connolly	S. Vollmer	R. Gronkowski	B. Lloyd	T. Brady	S. Ridley	M. Hoomanawanui
10/07	Denver	W. Welker	N. Solder	L. Mankins	R. Wendell	D. Connolly	S. Vollmer	R. Gronkowski	B. Lloyd	T. Brady	D. Woodhead	D. Branch (WR)
10/14	at Seattle	W. Welker	N. Solder	L. Mankins	R. Wendell	D. Connolly	S. Vollmer	R. Gronkowski	B. Lloyd	T. Brady	D. Branch (WR)	A. Hernandez (RB)
10/21	New York Jets	W. Welker	N. Solder	D. Thomas	R. Wendell	D. Connolly	S. Vollmer	R. Gronkowski	B. Lloyd	T. Brady	S. Vereen	A. Hernandez
10/28	at St. Louis	W. Welker	N. Solder	D. Thomas	R. Wendell	D. Connolly	S. Vollmer	R. Gronkowski	B. Lloyd	T. Brady	S. Ridley	D. Branch (WR)
11/11	Buffalo	W. Welker	N. Solder	L. Mankins	R. Wendell	D. Connolly	S. Vollmer	R. Gronkowski	B. Lloyd	T. Brady	S. Ridley	M. Hoomanawanui
11/18	Indianapolis	W. Welker	N. Solder	D. Thomas	R. Wendell	N. McDonald	S. Vollmer	R. Gronkowski	B. Lloyd	T. Brady	S. Ridley	J. Edelman (WR)
11/22	at New York Jets	W. Welker	N. Solder	D. Thomas	R. Wendell	D. Connolly	M. Cannon	A. Hernandez	B. Lloyd	T. Brady	S. Ridley	D. Fells
12/02	at Miami	W. Welker	N. Solder	D. Thomas	R. Wendell	D. Connolly	S. Vollmer	A. Hernandez	B. Lloyd	T. Brady	S. Ridley	J. Edelman (WR)
12/10	Houston	W. Welker	N. Solder	L. Mankins	R. Wendell	D. Connolly	S. Vollmer	A. Hernandez	B. Lloyd	T. Brady	S. Ridley	M. Hoomanawanui
12/16	San Francisco	W. Welker	N. Solder	L. Mankins	R. Wendell	D. Connolly	S. Vollmer	A. Hernandez	B. Lloyd	T. Brady	S. Ridley	M. Hoomanawanui
12/23	at Jacksonville	D. Fells (TE)	N. Solder	L. Mankins	R. Wendell	D. Connolly	S. Vollmer	A. Hernandez	B. Lloyd	T. Brady	S. Ridley	M. Hoomanawanui
12/30	Miami	W. Welker	N. Solder	L. Mankins	R. Wendell	D. Connolly	S. Vollmer	R. Gronkowski	D. Branch	T. Brady	D. Woodhead	A. Hernandez
01/13	Houston	W. Welker	N. Solder	L. Mankins	R. Wendell	D. Connolly	S. Vollmer	R. Gronkowski	B. Lloyd	T. Brady	D. Woodhead	A. Hernandez
01/20	Baltimore	W. Welker	N. Solder	L. Mankins	R. Wendell	D. Connolly	S. Vollmer	A. Hernandez	B. Lloyd	T. Brady	S. Ridley	M. Hoomanawanui
2012 DEFENSIVE STARTERS BY GAME												
Date	Opponent	LE	DT	DT	RE	LB	LB	LB	LCB	RCB	S	S
09/09	at Tennessee	R. Ninkovich	V. Wilfork	K. Love	C. Jones	J. Mayo	B. Spikes	D. Hightower	D. McCourty	K. Arrington	S. Gregory	P. Chung
09/16	Arizona	R. Ninkovich	V. Wilfork	K. Love	C. Jones	J. Mayo	B. Spikes	D. Hightower	D. McCourty	K. Arrington	S. Gregory	P. Chung
09/23	at Baltimore	R. Ninkovich	V. Wilfork	K. Love	C. Jones	J. Mayo	B. Spikes	D. Hightower	D. McCourty	K. Arrington	S. Gregory	P. Chung
09/30	at Buffalo	R. Ninkovich	V. Wilfork	K. Love	C. Jones	J. Mayo	B. Spikes	D. Hightower	D. McCourty	K. Arrington	S. Gregory	P. Chung
10/07	Denver	R. Ninkovich	V. Wilfork	K. Love	C. Jones	J. Mayo	B. Spikes	T. White	D. McCourty	K. Arrington	T. Wilson	P. Chung
10/14	at Seattle	J. Cunningham	V. Wilfork	K. Love	C. Jones	J. Mayo	B. Spikes	R. Ninkovich	D. McCourty	K. Arrington	T. Wilson	P. Chung
10/21	New York Jets	J. Cunningham	V. Wilfork	K. Love	C. Jones	J. Mayo	B. Spikes	R. Ninkovich	A. Dennard	K. Arrington	T. Wilson	D. McCourty
10/28	at St. Louis	R. Ninkovich	V. Wilfork	K. Love	C. Jones	J. Mayo	B. Spikes	D. Hightower	A. Dennard	K. Arrington	T. Wilson	D. McCourty
11/11	Buffalo	R. Ninkovich	V. Wilfork	K. Love	C. Jones	J. Mayo	B. Spikes	D. Hightower	A. Dennard	K. Arrington	S. Gregory	D. McCourty
11/18	Indianapolis	R. Ninkovich	V. Wilfork	K. Love	C. Jones	J. Mayo	B. Spikes	D. Hightower	A. Talib	K. Arrington	S. Gregory	D. McCourty
11/22	at New York Jets	R. Ninkovich	V. Wilfork	K. Love	J. Cunningham	J. Mayo	B. Spikes	D. Hightower	A. Talib	A. Dennard	S. Gregory	D. McCourty
12/02	at Miami	T. Scott	V. Wilfork	B. Deaderick	R. Ninkovich	J. Mayo	B. Spikes	D. Hightower	A. Talib	A. Dennard	S. Gregory	D. McCourty
12/10	Houston	T. Scott	V. Wilfork	B. Deaderick	R. Ninkovich	J. Mayo	B. Spikes	D. Hightower	A. Talib	A. Dennard	S. Gregory	D. McCourty
12/16	San Francisco	R. Ninkovich	V. Wilfork	B. Deaderick	C. Jones	J. Mayo	M. Rivera	D. Hightower	A. Talib	A. Dennard	S. Gregory	D. McCourty
12/23	at Jacksonville	R. Ninkovich	V. Wilfork	B. Deaderick	C. Jones	J. Mayo	D. Hightower	M. Cole (Nickel)	D. McCourty	K. Arrington	S. Gregory	P. Chung
12/30	Miami	R. Ninkovich	V. Wilfork	B. Deaderick	C. Jones	J. Mayo	B. Spikes	D. Hightower	D. McCourty	K. Arrington	S. Gregory	P. Chung
01/13	Houston	R. Ninkovich	V. Wilfork	B. Deaderick	C. Jones	J. Mayo	B. Spikes	D. Hightower	A. Talib	A. Dennard	S. Gregory	D. McCourty
01/20	Baltimore	J. Francis	V. Wilfork	K. Love	R. Ninkovich	J. Mayo	B. Spikes	D. Hightower	A. Talib	A. Dennard	S. Gregory	D. McCourty



	Regular Season																							
Player	GP	GS	DNP	INA	at TEN	ARZ	at BAL	at BUF	DEN	at SEA	NYJ	at STL	BUF	IND	at NYJ	at MIA	HOU	SF	at JAX	MIA	HOU	BAL		
Aiken, Danny	16	0	0	0	sub	sub	sub	sub	sub	sub	sub	sub	sub	sub	sub	sub	sub	sub	sub	sub	sub	sub		
Aiken, Kamar	1	0	0	1	%														sub	X	X	X		
Arrington, Kyle	16	12	0	0	RCB	RCB	RCB	RCB	RCB	RCB	RCB	RCB	RCB	RCB	sub	sub	sub	sub	RCB	RCB	sub	sub		
Bequette, Jake	3	0	0	13	X	X	X	sub	X	X	X	sub	X	X	X	sub	X	X	X	X	X	X		
Bolden, Brandon	10	0	4	2	sub	sub	sub	sub	sub	sub	X	X	dnp	dnp	dnp	dnp	sub	sub	sub	sub	sub	sub		
Brace, Ron	10	0	0	5	sub	sub	sub	sub	sub	sub	X	sub	X	sub	sub	sub	X	X	X	Rel.				
Brady, Tom	16	16	0	0	QB	QB	QB	QB	QB	QB	QB	QB	QB	QB	QB	QB	QB	QB	QB	QB	QB	QB		
Branch, Deion	10	4	0	0	Signed 9/19		sub	sub	WR	WR	sub	WR	sub	Rel. 11/17; Signed 12/12			sub	sub	WR	sub	sub			
Cannon, Marcus	16	1	0	0	sub	sub	sub	sub	sub	sub	sub	sub	sub	sub	RT	sub	sub	sub	sub	sub	sub	sub		
Carpenter, Bobby	4	0	0	0	Signed 10/4				sub	sub	sub	sub	Released 10/30											
Chung, Patrick	12	8	0	4	S	S	S	S	S	S	X	X	X	X	sub	sub	sub	sub	S	S	sub	sub		
Cole, Marquice	14	1	0	2	sub	sub	sub	sub	sub	sub	sub	sub	sub	sub	X	sub	sub	sub	DB	X	sub	sub		
Connolly, Dan	14	14	1	1	RG	dnp	RG	RG	RG	RG	RG	RG	RG	X	RG	RG	RG	RG	RG	RG	RG	RG		
Cunningham, Jermaine	12	3	4	0	sub	sub	sub	sub	sub	LE	LE	sub	sub	sub	RE	dnp	dnp	dnp	dnp	sub	sub	sub		
Deaderick, Brandon	14	5	0	2	sub	sub	X	X	sub	sub	sub	sub	sub	sub	sub	DT	DT	DT	DT	DT	DT	sub		
Dennard, Alfonzo	10	7	0	6	X	X	X	X	sub	sub	LCB	LCB	LCB	sub	RCB	RCB	RCB	RCB	X	X	RCB	RCB		
Develin, James	1	0	0	3	Practice Squad; Signed to 53-man roster 11/28											X	X	sub	X	Rel.		PS		
Dowling, Ras-I	6	0	1	0	sub	dnp	sub	sub	sub	sub	sub	Placed on Injured Reserve 10/27/12												
Ebner, Nate	15	0	0	1	sub	sub	sub	sub	sub	sub	sub	sub	sub	sub	sub	sub	sub	sub	sub	X	sub	sub		
Edelman, Julian	9	3	0	3	sub	WR	sub	X	X	X	sub	sub	sub	sub	sub	WR	Placed on I.R. 12/4/12							
Fells, Daniel	14	4	0	3	X	X	TE	TE	sub	sub	sub	sub	sub	X	TE	sub	sub	sub	TE	sub	X	sub		
Forston, Marcus	1	0	0	2	X	X	sub	!	Practice Squad; Signed to 53-Man Roster 1/19														X	
Francis, Justin	10	0	1	5	X	X	X	X	dnp	sub	sub	sub	sub	X	sub	sub	sub	sub	sub	sub	sub	LE		
Gostkowski, Stephen	16	0	0	0	sub	sub	sub	sub	sub	sub	sub	sub	sub	sub	sub	sub	sub	sub	sub	sub	sub	sub		
Gregory, Steve	12	12	0	4	S	S	S	S	X	X	X	X	S	S	S	S	S	S	S	S	S	S		
Gronkowski, Rob	11	11	0	5	TE	TE	TE	TE	TE	TE	TE	TE	TE	TE	X	X	X	X	X	TE	TE	IR		
Hernandez, Aaron	10	10	0	6	TE	TE	X	X	X	RB	TE	X	X	X	TE	TE	TE	TE	TE	TE	TE	TE		
Hightower, Dont'a	14	13	0	2	LB	LB	LB	LB	X	X	sub	LB	LB	LB	LB	LB	LB	LB	LB	LB	LB	LB		
Hilliard, Lex	2	0	0	0	sub	sub	Released 9/19																	
Hoomanawanui, M.	14	6	0	2	sub	sub	RB	TE	X	X	sub													

* - Signed to the Practice Squad 11/20; Signed to 53-Man Roster 12/29



2012 New England Patriots Roster

AS OF JANUARY 19, 2013

ALPHABETICAL ROSTER

#	NAME	POS	HT	WT	BORN	YR	COLLEGE	H.S. HOMETOWN
48	Aiken, Danny	LS	6-4	260	8/28/1988	2	Virginia	Roanoke, Va.
16	Aiken, Kamar	WR	6-2	213	5/30/1989	2	Central Florida	Hollywood, Fla.
24	Arrington, Kyle	CB	5-10	195	8/12/1986	4	Hofstra	Accokeek, Md.
92	Bequette, Jake	DE	6-4	265	2/21/1989	R	Arkansas	Little Rock, Ark.
38	Bolden, Brandon	RB	5-11	220	1/26/1990	R	Mississippi	Baton Rouge, La.
12	Brady, Tom	QB	6-4	225	8/3/1977	13	Michigan	San Mateo, Calif.
84	Branch, Deion	WR	5-9	195	7/18/1979	11	Louisville	Albany, Ga.
61	Cannon, Marcus	OL	6-5	340	5/6/1988	2	Texas Christian	Odessa, Texas
25	Chung, Patrick	S	5-11	210	8/19/1987	4	Oregon	Rancho Cucamonga, Calif.
23	Cole, Marquice	CB	5-10	195	11/13/1983	4	Northwestern	Hazel Crest, Ill.
63	Connolly, Dan	OL	6-4	310	9/2/1982	7	Southeast Missouri St.	St. Louis, Mo.
96	Cunningham, Jermaine	DE	6-3	255	4/24/1988	3	Florida	Stone Mountain, Ga.
71	Deaderick, Brandon	DL	6-4	305	8/19/1987	3	Alabama	Elizabethtown, Ky.
37	Dennard, Alfonzo	CB	5-10	200	9/9/1989	R	Nebraska	Rochelle, Ga.
43	Ebner, Nate	DB	6-0	210	12/14/1988	R	Ohio State	Dublin, Ohio
86	Fells, Daniel	TE	6-4	265	9/23/1983	6	UC Davis	Fullerton, Calif.
98	Forston, Marcus	DL	6-3	305	9/28/1989	R	Miami (Fla.)	Miami, Fla.
94	Francis, Justin	DL	6-4	270	2/8/1989	R	Rutgers	Opa-Locka, Fla.
3	Gostkowski, Stephen	K	6-1	215	1/28/1984	7	Memphis	Madison, Miss.
28	Gregory, Steve	S	5-11	200	1/8/1983	7	Syracuse	Staten Island, N.Y.
81	Hernandez, Aaron	TE	6-1	245	11/6/1989	3	Florida	Bristol, Conn.
54	Hightower, Dont'a	LB	6-3	270	3/12/1990	R	Alabama	Lewisburg, Tenn.
47	Hoomanawanui, Michael	TE	6-4	263	7/4/1988	3	Illinois	Bloomington, Ill.
95	Jones, Chandler	DE	6-5	260	2/27/1990	R	Syracuse	Endicott, N.Y.
90	Koutouvides, Niko	LB	6-2	245	3/25/1981	9	Purdue	New Britain, Conn.
85	Lloyd, Brandon	WR	6-0	200	7/5/1981	10	Illinois	Blue Springs, Mo.
74	Love, Kyle	DL	6-1	315	11/18/1986	3	Mississippi State	Fairburn, Ga.
15	Mallett, Ryan	QB	6-6	245	6/5/1988	2	Arkansas	Texarkana, Texas
70	Mankins, Logan	G	6-4	310	3/10/1982	8	Fresno State	Cathays Valley, Calif.
26	Martin, Derrick	S	5-10	203	5/16/1985	7	Wyoming	Denver, Colo.
51	Mayo, Jerod	LB	6-1	250	2/23/1986	5	Tennessee	Hampton, Va.
32	McCourty, Devin	DB	5-10	195	8/13/1987	3	Rutgers	Montvale, N.J.
65	McDonald, Nick	OL	6-4	305	6/27/1987	3	Grand Valley State	Sterling Heights, Mich.
14	Mesko, Zoltan	P	6-5	230	3/6/1986	3	Michigan	Twinsburg, Ohio
50	Ninkovich, Rob	DL	6-2	260	2/1/1984	7	Purdue	Blue Island, Ill.
22	Ridley, Stevan	RB	5-11	220	1/27/1989	2	Louisiana State	Natchez, Miss.
59	Rivera, Mike	LB	6-2	255	1/10/1986	1	Kansas	Shawnee Mission, Kan.
99	Scott, Trevor	DE	6-5	250	8/30/1984	5	Buffalo	Potsdam, N.Y.
18	Slater, Matthew	WR	6-0	210	9/9/1985	5	UCLA	Anaheim, Calif.
77	Solder, Nate	T	6-8	320	4/12/1988	2	Colorado	Buena Vista, Colo.
55	Spikes, Brandon	LB	6-2	255	9/3/1987	3	Florida	Shelby, N.C.
31	Talib, Aqib	CB	6-1	205	2/13/1986	5	Kansas	Richardson, Texas
64	Thomas, Donald	OL	6-4	305	9/25/1985	5	Connecticut	New Haven, Conn.
34	Vereen, Shane	RB	5-9	205	5/2/1989	2	California	Valencia, Calif.
76	Vollmer, Sebastian	T	6-8	320	7/10/1984	4	Houston	Kaarst, Germany
83	Welker, Wes	WR	5-9	185	5/1/1981	9	Texas Tech	Oklahoma City, Okla.
62	Wendell, Ryan	OL	6-2	300	3/4/1986	4	Fresno State	Diamond Bar, Calif.
58	White, Tracy	LB	6-0	235	4/14/1981	10	Howard	St. Stephen, S.C.
75	Wilfork, Vince	DL	6-2	325	11/4/1981	9	Miami (Fla.)	Boynton Beach, Fla.
41	Williams, Malcolm	DB	5-11	205	11/22/1987	2	Texas Christian	Grand Prairie, Texas
27	Wilson, Tavon	DB	6-0	210	3/19/1990	R	Illinois	Washington, D.C.
39	Woodhead, Danny	RB	5-8	200	1/25/1985	5	Chadron State	North Platte, Neb.
66	Zusevics, Markus	OL	6-5	300	4/25/1989	R	Iowa	Arlington Heights, Ill.

PRACTICE SQUAD

#	NAME	POS	HT	WT	BORN	YR	COLLEGE	H.S. HOMETOWN
46	Develin, James	RB	6-3	251	7/23/1988	1	Brown	Dublin, Ohio
17	Ebert, Jeremy	WR	6-0	195	4/6/1989	R	Northwestern	Hilliard, Ohio
13	Holmes, Andre	WR	6-4	223	6/16/1988	2	Hillsdale	Elk Grove, Ill.
69	Miller, Colin	OL	6-3	300	11/22/1987	1	Central Michigan	Centreville, Va
30	Quarles, Cyhl	DB	6-3	212	4/6/1989	R	Wake Forest	Tucker, Ga.
93	Robertson, Tracy	DL	6-4	280	9/26/1989	R	Baylor	Houston, Texas
53	Tarpinian, Jeff	LB	6-3	240	10/16/1987	2	Iowa	Omaha, Neb.

RESERVE/DID NOT REPORT

#	NAME	POS	HT	WT	BORN	YR	COLLEGE	H.S. HOMETOWN
54	Waters, Brian	G	6-3	320	2/18/1977	13	North Texas	Waxahachie, Texas

RESERVE/P.U.P. LIST

#	NAME	POS	HT	WT	BORN	YR	COLLEGE	H.S. HOMETOWN
88	Ballard, Jake	TE	6-6	275	12/21/1987	2	Ohio State	Springboro, Ohio
91	Pryor, Myron	DL	6-1	305	6/13/1986	4	Kentucky	Louisville, Ky.

EXEMPT/LEFT SQUAD

#	NAME	POS	HT	WT	BORN	YR	COLLEGE	H.S. HOMETOWN
42	Fiammetta, Tony	FB	6-0	250	8/22/1986	4	Syracuse	Walkersville, Md.

RESERVE/INJURED LIST

#	NAME	POS	HT	WT	BORN	YR	COLLEGE	H.S. HOMETOWN
26	Allen, Will	CB	5-10	195	8/5/1978	12	Syracuse	Syracuse, N.Y.
30	Barrett, Josh	S	6-2	225	11/22/1984	5	Arizona State	Reno, Nev.
42	Demps, Jeff	RB	5-7	191	1/8/1990	R	Florida	Groveland, Fla.
21	Dowling, Ras-I	CB	6-1	210	5/9/1988	2	Virginia	Chesapeake, Va.
11	Edelman, Julian	WR	5-10	200	5/22/1986	4	Kent State	Redwood City, Calif.
52	Fletcher, Dane	LB	6-2	245	9/14/1986	3	Montana State	Bozeman, Mont.
87	Gronkowski, Rob	TE	6-6	265	5/14/1989	3	Arizona	Pittsburgh, Pa.
82	Herman, Brad	TE	6-5	255	12/29/1989	R	Iowa	Metamora, Ill.
69	Hix, Kyle	OL	6-7	315	9/23/1988	2	Texas	Aledo, Tex.
46	Larsen, Spencer	FB	6-2	245	3/4/1984	5	Arizona	Gilbert, Ariz.
71	Richard, Jamey	OL	6-5	295	10/9/1984	5	Buffalo	Weston, Conn.
19	Stallworth, Donte'	WR	6-0	200	11/10/1980	10	Tennessee	Sacramento, Calif.

RESERVE/MILITARY LIST

#	NAME	POS	HT	WT	BORN	YR	COLLEGE	H.S. HOMETOWN
15	White, Shun	WR	5-8	195	12/9/1985	1	Navy	Memphis, Tenn.

NUMERICAL ROSTER

#	NAME	POS
3	Stephen Gostkowski	K
12	Tom Brady	QB
14	Zoltan Mesko	P
15	Ryan Mallett	QB
16	Kamar Aiken	WR
18	Matthew Slater	WR
22	Stevan Ridley	RB
23	Marquice Cole	CB
24	Kyle Arrington	CB
25	Patrick Chung	S
26	Derrick Martin	S
27	Tavon Wilson	DB
28	Steve Gregory	S
31	Aqib Talib	CB
32	Devin McCourty	DB
34	Shane Vereen	RB
37	Alfonzo Dennard	CB
38	Brandon Bolden	RB
39	Danny Woodhead	RB
41	Malcolm Williams	DB
43	Nate Ebner	DB
47	Michael Hoomanawanui	TE
48	Danny Aiken	LS
50	Rob Ninkovich	DL
51	Jerod Mayo	LB
54	Dont'a Hightower	LB
55	Brandon Spikes	LB
58	Tracy White	LB
59	Mike Rivera	LB
61	Marcus Cannon	OL
62	Ryan Wendell	OL
63	Dan Connolly	OL
64	Donald Thomas	OL
65	Nick McDonald	OL
66	Markus Zusevics	OL
70	Logan Mankins	G
71	Brandon Deaderick	DL
74	Kyle Love	DL
75	Vince Wilfork	DL
76	Sebastian Vollmer	T
77	Nate Solder	T
81	Aaron Hernandez	TE
83	Wes Welker	WR
84	Deion Branch	WR
85	Brandon Lloyd	WR
86	Daniel Fells	TE
90	Niko Koutouvides	LB
92	Jake Bequette	DE
94	Justin Francis	DL
95	Chandler Jones	DE
96	Jermaine Cunningham	DE
98	Marcus Forston	DL
99	Trevor Scott	DE

PRACTICE SQUAD

#	NAME	POS
13	Andre Holmes	WR
17	Jeremy Ebert	WR
30	Cyhl Quarles	DB
46	James Develin	RB
53	Jeff Tarpinian	LB
69	Colin Miller	OL
93	Tracy Robertson	DL

RESERVE/DID NOT REPORT

#	NAME	POS
54	Brian Waters	G

RESERVE/P.U.P. LIST

#	NAME	POS
88	Jake Ballard	TE
91	Myron Pryor	DL

EXEMPT/LEFT SQUAD

#	NAME	POS
42	Tony Fiammetta	FB

RESERVE/INJURED LIST

#	NAME	POS
11	Julian Edelman	WR
19	Donte' Stallworth	WR
21	Ras-I Dowling	CB
26	Will Allen	CB
30	Josh Barrett	S
42	Jeff Demps	RB
46	Spencer Larsen	FB
52	Dane Fletcher	LB
69	Kyle Hix	OL
71	Jamey Richard	OL
82	Brad Herman	TE
87	Rob Gronkowski	TE

RESERVE/MILITARY LIST

#	NAME	POS
15	Shun White	WR

HEAD COACH: BILL BELICHICK

ASSISTANTS: Josh Boyer, Cornerbacks; Moses Cabrera, Assistant Strength and Conditioning; Ivan Fears, Running Backs; Brian Flores, Safeties;

George Godsey, Tight Ends; Patrick Graham, Defensive Line; Pepper Johnson, Linebackers; Joe Judge, Special Teams Assistant; Josh McDaniels, Offensive Coordinator/Quarterbacks;

Harold Nash, Head Strength and Conditioning; Scott O'Brien, Special Teams; Chad O'Shea, Receivers; Matt Patricia, Defensive Coordinator; Dante Scarnecchia, Assistant Head Coach/Offensive Line



2012 Numerical Roster

January 19, 2013

3	Stephen Gostkowski	K	6-1	215	28	7	Memphis	D4b-06
12	Tom Brady	QB	6-4	225	35	13	Michigan	D6b-00
14	Zoltan Mesko	P	6-5	230	26	3	Michigan	D5-10
15	Ryan Mallett	QB	6-6	245	24	2	Arkansas	D3b-11
16	Kamar Aiken	WR	6-2	213	23	2	Central Florida	FA-12
18	Matthew Slater	WR	6-0	210	27	5	UCLA	D5-08
22	Stevan Ridley	RB	5-11	220	23	2	Louisiana State	D3a-11
23	Marquice Cole	CB	5-10	195	29	4	Northwestern	FA-12
24	Kyle Arrington	CB	5-10	195	26	4	Hofstra	FA-09
25	Patrick Chung	S	5-11	210	25	4	Oregon	D2a-09
26	Derrick Martin	S	5-10	203	27	7	Wyoming	FA-12
27	Tavon Wilson	DB	6-0	210	22	R	Illinois	D2-12
28	Steve Gregory	S	5-11	200	30	7	Syracuse	UFA(SD)-12
31	Aqib Talib	CB	6-1	205	26	5	Kansas	TR(TB)-12
32	Devin McCourty	DB	5-10	195	25	3	Rutgers	D1-10
34	Shane Vereen	RB	5-9	205	23	2	California	D2b-11
37	Alfonzo Dennard	DB	5-10	200	23	R	Nebraska	D7a-12
38	Brandon Bolden	RB	5-11	220	22	R	Mississippi	FA-12
39	Danny Woodhead	RB	5-8	200	27	5	Chadron State	FA-10
41	Malcolm Williams	CB	5-11	205	25	2	Texas Christian	D7-11
43	Nate Ebner	DB	6-0	210	24	R	Ohio State	D6-12
47	Michael Hoomanawanui	TE	6-4	263	24	3	Illinois	FA-12
48	Danny Aiken	LS	6-4	260	24	2	Virginia	CW(BUF)-11
50	Rob Ninkovich	DL	6-2	260	28	7	Purdue	FA-09
51	Jerod Mayo	LB	6-1	250	26	5	Tennessee	D1-08
54	Dont'a Hightower	LB	6-3	270	22	R	Alabama	D1b-12
55	Brandon Spikes	LB	6-2	255	25	3	Florida	D2c-10
58	Tracy White	LB	6-0	235	31	10	Howard	TR(PHI)-10
59	Mike Rivera	LB	6-2	255	27	1	Kansas	FA-12
61	Marcus Cannon	OL	6-5	340	24	2	Texas Christian	D5a-11
62	Ryan Wendell	OL	6-2	300	26	4	Fresno State	FA-08
63	Dan Connolly	OL	6-4	310	30	7	Southeast Missouri St.	FA(JAX)-08
64	Donald Thomas	OL	6-4	305	27	5	Connecticut	FA-11
65	Nick McDonald	OL	6-4	305	25	3	Grand Valley State	FA-11
66	Markus Zusevics	OL	6-5	300	23	R	Iowa	FA-12
70	Logan Mankins	G	6-4	310	30	8	Fresno State	D1-05
71	Brandon Deaderick	DL	6-4	305	25	3	Alabama	D7b-10
74	Kyle Love	DL	6-1	315	26	3	Mississippi State	FA-10
75	Vince Wilfork	DL	6-2	325	31	9	Miami (Fla.)	D1a-04
76	Sebastian Vollmer	T	6-8	320	28	4	Houston	D2d-09
77	Nate Solder	T	6-8	320	24	2	Colorado	D1-11
81	Aaron Hernandez	TE	6-1	245	23	3	Florida	D4-10
83	Wes Welker	WR	5-9	185	31	9	Texas Tech	TR(MIA)-07
84	Deion Branch	WR	5-9	195	33	11	Louisville	FA-12
85	Brandon Lloyd	WR	6-0	200	31	10	Illinois	UFA(STL)-12
86	Daniel Fells	TE	6-4	265	29	6	UC Davis	UFA(DEN)-12
90	Niko Koutouvides	LB	6-2	245	31	9	Purdue	FA-12
92	Jake Bequette	DE	6-5	265	23	R	Arkansas	D3-12
94	Justin Francis	DL	6-4	270	23	R	Rutgers	FA-12
95	Chandler Jones	DE	6-5	260	22	R	Syracuse	D1a-12
96	Jermaine Cunningham	DE	6-3	255	24	3	Florida	D2b-10
98	Marcus Forston	DL	6-3	305	23	R	Miami (Fla.)	FA-12
99	Trevor Scott	DE	6-5	250	28	5	Buffalo	UFA(OAK)-12

PRACTICE SQUAD

#	NAME	POS	HT	WT	AGE	YR	COLLEGE	ACQ.
13	Andre Holmes	WR	6-4	223	24	2	Hillsdale	FA-12
17	Jeremy Ebert	WR	6-0	195	23	R	Northwestern	D7b-12
30	Cyhl Quarles	DB	6-3	212	23	R	Wake Forest	FA-12
46	James Develin	RB	6-3	251	24	1	Brown	FA-12
53	Jeff Tarpinian	LB	6-3	240	25	2	Iowa	FA-11
69	Colin Miller	OL	6-3	300	25	1	Central Michigan	FA-12
93	Tracy Robertson	DL	6-4	280	23	R	Baylor	FA-12

RESERVE/DID NOT REPORT

#	NAME	POS	HT	WT	AGE	YR	COLLEGE	ACQ.
54	Brian Waters	G	6-3	320	35	13	North Texas	FA-11

RESERVE/P.U.P. LIST

#	NAME	POS	HT	WT	AGE	YR	COLLEGE	DATE
88	Jake Ballard	TE	6-6	275	25	2	Ohio State	(8/27/12)
91	Myron Pryor	DL	6-1	305	26	4	Kentucky	(8/27/12)

EXEMPT/LEFT SQUAD

#	NAME	POS	HT	WT	AGE	YR	COLLEGE	ACQ.
42	Tony Fiammetta	FB	6-0	250	26	4	Syracuse	FA-12

RESERVE/INJURED LIST

#	NAME	POS	HT	WT	AGE	YR	COLLEGE	INJURY (IR date)
11	Julian Edelman	WR	5-10	200	26	4	Kent State	foot (12/4/12)
19	Donte' Stallworth	WR	6-0	200	32	10	Tennessee	ankle (12/11/12)
21	Ras-I Dowling	CB	6-1	210	24	2	Virginia	thigh (10/26/12)
26	Will Allen	CB	5-10	195	34	12	Syracuse	knee (8/27/12)
30	Josh Barrett	S	6-2	225	28	5	Arizona State	groin (8/27/12)
42	Jeff Demps	RB	5-7	191	23	R	Florida	knee (8/31/12)
46	Spencer Larsen	FB	6-2	245	28	5	Arizona	knee (8/27/12)
52	Dane Fletcher	LB	6-2	245	26	3	Montana State	knee (8/14/12)
69	Kyle Hix	OL	6-7	315	24	2	Texas	shoulder (8/21/12)
71	Jamey Richard	OL	6-5	295	28	5	Buffalo	head (8/2/12)
82	Brad Herman	TE	6-5	255	23	R	Iowa	Achilles (6/12/12)
87	Rob Gronkowski	TE	6-6	265	23	3	Arizona	forearm (1/17/13)

RESERVE/MILITARY LIST

#	NAME	POS	HT	WT	AGE	YR	COLLEGE	DATE
15	Shun White	WR	5-8	195	27	1	Navy	(8/17/09)



2012 Transactions

UPDATED: January 19, 2013

JANUARY, 2012

1/12/2012 Hartline, Mike Signed a future contract

FEBRUARY, 2012

2/7/2012 Carter, Markell Signed a future contract
 2/7/2012 Davis, Britt Signed a future contract
 2/7/2012 Kopa, Matt Signed a future contract
 2/7/2012 Lavarias, Aaron Signed a future contract
 2/7/2012 Rivera, Mike Signed a future contract
 2/7/2012 Underwood, Tiquan Signed a future contract
 2/7/2012 Ventrone, Ross Signed a future contract
 2/14/2012 Kettani, Eric Signed a future contract
 2/22/2012 Ohmberger, Rich Released
 2/22/2012 Wright, Mike Released

MARCH, 2012

3/5/2012 Welker, Wes Designated Franchise Player
 3/13/2012 Hoyer, Brian Tendered contract
 3/13/2012 Love, Kyle Tendered contract
 3/15/2012 Slater, Matthew Signed
 3/15/2012 Harrison, Marcus Signed
 3/16/2012 Gregory, Steve Signed
 3/16/2012 White, Tracy Signed
 3/17/2012 Gonzalez, Anthony Signed
 3/19/2012 Cole, Marquice Signed
 3/19/2012 Scott, Trevor Signed
 3/20/2012 Connolly, Dan Signed
 3/20/2012 Fanene, Jonathan Signed
 3/20/2012 Fells, Daniel Signed
 3/20/2012 Lloyd, Brandon Signed
 3/20/2012 Cox, Christian Released
 3/21/2012 Allen, Will Signed
 3/21/2012 Gallery, Robert Signed
 3/23/2012 Hoyer, Brian Signed
 3/23/2012 Stallworth, Donte' Signed
 3/26/2012 Polite, Lousaka Released
 3/30/2012 Branch, Deion Signed
 3/30/2012 Fiammetta, Tony Signed
 3/30/2012 Larsen, Spencer Signed

APRIL, 2012

4/5/2012 Carpenter, Bobby Signed
 4/16/2012 Koppen, Dan Signed
 4/16/2012 Koepllin, Chris Signed
 4/26/2012 Jones, Chandler Drafted
 4/26/2012 Hightower, Dont'a Drafted
 4/27/2012 Wilson, Tavon Drafted
 4/27/2012 Bequette, Jake Drafted
 4/28/2012 Ebner, Nate Drafted
 4/28/2012 Dennard, Alfonzo Drafted
 4/28/2012 Ebert, Jeremy Drafted

MAY, 2012

5/3/2012 Warren, Gerard Signed
 5/3/2012 Underwood, Tiquan Released
 5/7/2012 Light, Matt Announced his retirement
 5/7/2012 Gaffney, Jabar Signed
 5/10/2012 Addai, Joseph Signed
 5/10/2012 Bolden, Brandon Signed
 5/10/2012 Forston, Marcus Signed
 5/10/2012 Francis, Justin Signed
 5/10/2012 Herman, Brad Signed
 5/10/2012 Roark, Matt Signed
 5/10/2012 Warren, Jeremiah Signed
 5/10/2012 Zusevics, Markus Signed
 5/15/2012 Wilson, Tavon Signed/Draft Choice
 5/15/2012 Hartline, Mike Released
 5/17/2012 Ebert, Jeremy Signed/Draft Choice
 5/18/2012 Opperud, Jon Signed
 5/21/2012 Ebner, Nate Signed/Draft Choice
 5/21/2012 Welker, Wes Signed Franchise Tender
 5/23/2012 Jones, Chandler Signed/Draft Choice
 5/29/2012 Dennard, Alfonzo Signed/Draft Choice
 5/29/2012 Melillo, Nick Signed
 5/29/2012 Richard, Jamey Signed
 5/29/2012 Gonzalez, Anthony Released

JUNE, 2012

6/7/2012 Scaife, Bo Signed
 6/7/2012 Carter, Markell Released
 6/7/2012 Melillo, Nick Released
 6/7/2012 Ochocinco, Chad Released
 6/7/2012 Opperud, Jon Released
 6/11/2012 Holley, Jesse Signed
 6/11/2012 Ingersoll, Mike Signed
 6/11/2012 Urban, Tyler Signed
 6/12/2012 Ballard, Jake Claimed off Waivers (NYG)

Continued

June, 2012

6/12/2012 Herman, Brad Placed on Reserve/Injured (Achilles)
 6/15/2012 Bequette, Jake Signed/Draft Choice
 6/19/2012 Ingersoll, Mike Released
 6/19/2012 Scaife, Bo Released
 6/22/2012 Ihedigbo, James Signed

July, 2012

7/19/2012 Hightower, Don't'a Signed/Draft Choice
 7/20/2012 Roark, Matt Released
 7/23/2012 Love, Kyle Signed
 7/25/2012 Bulman, Tim Signed
 7/25/2012 Shiancoe, Visanthe Signed
 7/25/2012 Addai, Joseph Released
 7/27/2012 Weems, Darriion Signed

August, 2012

8/2/2012 Dennis, Derek Signed
 8/2/2012 Waldron, Dustin Claimed off Waivers (MIA)
 8/2/2012 Richard, Jamey Placed on Reserve/Injured (head)
 8/4/2012 Huggins, Kareem Signed
 8/4/2012 Martin, Derrick Signed
 8/4/2012 Gallery, Robert Announced his retirement
 8/4/2012 Fiammetta, Tony Placed on Exempt/Left Squad
 8/5/2012 Huggins, Kareem Released
 8/8/2012 Hill, Kyle Signed
 8/14/2012 Davis, Britt Released
 8/14/2012 Fletcher, Dane Placed on Reserve/Injured (knee)
 8/17/2012 Demps, Jeff Signed
 8/21/2012 Hix, Kyle Placed on Reserve/Injured (shoulder)
 8/21/2012 Fanene, Jonathan Released
 8/21/2012 Hill, Kyle Released
 8/21/2012 Koepllin, Chris Released
 8/27/2012 Ballard, Jake Placed on Reserve/PUP
 8/27/2012 Pryor, Myron Placed on Reserve/PUP
 8/27/2012 Zusevics, Markus Placed on Reserve/N.F.I.
 8/27/2012 Allen, Will Placed on Reserve/Injured (knee)
 8/27/2012 Barrett, Josh Placed on Reserve/Injured (groin)
 8/27/2012 Larsen, Spencer Placed on Reserve/Injured (knee)
 8/27/2012 Bulman, Tim Released
 8/27/2012 Gaffney, Jabar Released
 8/27/2012 Stallworth, Donte' Released
 8/27/2012 Ventrone, Ross Released
 8/27/2012 Warren, Gerard Released
 8/27/2012 Taylor, Kerry Claimed off Waivers (MIN)
 8/31/2012 Demps, Jeff Placed on Reserve/Injured (knee)
 8/31/2012 Branch, Deion Released
 8/31/2012 Brown, Sergio Released
 8/31/2012 Dennis, Derek Released
 8/31/2012 Ebert, Jeremy Released
 8/31/2012 Harrison, Marcus Released
 8/31/2012 Holley, Jesse Released
 8/31/2012 Hoyer, Brian Released
 8/31/2012 Ihedigbo, James Released
 8/31/2012 Kettani, Eric Released
 8/31/2012 Kopa, Matt Released
 8/31/2012 Koppen, Dan Released
 8/31/2012 Koutouvides, Niko Released
 8/31/2012 Lavarias, Aaron Released
 8/31/2012 Martin, Derrick Released
 8/31/2012 Silvestro, Alex Released
 8/31/2012 Tarpinian, Jeff Released
 8/31/2012 Taylor, Kerry Released
 8/31/2012 Urban, Tyler Released
 8/31/2012 Waldron, Dustin Released
 8/31/2012 Warren, Jeremiah Released
 8/31/2012 Weems, Darriion Released
 8/31/2012 Williams, Malcolm Released

SEPTEMBER, 2012

9/1/2012 Salas, Greg Acquired via Trade (STL)
 9/1/2012 Tennant, Matt Claimed off Waivers (NO)
 9/1/2012 Carpenter, Bobby Released
 9/1/2012 Austin, Thomas Signed to the practice squad
 9/1/2012 Kettani, Eric Signed to the practice squad
 9/1/2012 Kirkland, Sam Signed to the practice squad
 9/1/2012 Kopa, Matt Signed to the practice squad
 9/1/2012 Silvestro, Alex Signed to the practice squad
 9/1/2012 Tarpinian, Jeff Signed to the practice squad
 9/1/2012 Williams, Malcolm Signed to the practice squad
 9/2/2012 Develin, James Signed to the practice squad
 9/4/2012 Hilliard, Lex Signed
 9/4/2012 Tennant, Matt Released
 9/5/2012 Hoomanawanui, Michael Signed
 9/5/2012 Shiancoe, Visanthe Placed on Reserve/Injured (designated for return)
 9/5/2012 Taylor, Kerry Signed to the practice squad



2012 Transactions

Continued

SEPTEMBER, 2012

9/5/2012	Warren, Jeremiah	Signed to the practice squad
9/5/2012	Kettani, Eric	Released from the practice squad
9/5/2012	Kirkland, Sam	Released from the practice squad
9/12/2012	Quarles, Cyhl	Signed to the practice squad
9/12/2012	Silvestro, Alex	Released from the practice squad
9/19/2012	Branch, Deion	Signed
9/19/2012	Koutouvides, Niko	Signed
9/19/2012	Winslow, Kellen	Signed
9/19/2012	Hilliard, Lex	Released
9/19/2012	Rivera, Mike	Released
9/19/2012	Salas, Greg	Released
9/20/2012	Salas, Greg	Signed to the practice squad
9/20/2012	Taylor, Kerry	Released from the practice squad
9/26/2012	McClain, Terrell	Signed
9/26/2012	Forston, Marcus	Released
9/27/2012	Winslow, Kellen	Released
9/28/2012	Forston, Marcus	Signed to the practice squad
9/28/2012	Quarles, Cyhl	Released from the practice squad
9/29/2012	Tennant, Matt	Signed

OCTOBER, 2012

10/3/2012	Carpenter, Bobby	Signed
10/3/2012	Silvestro, Alex	Signed to the practice squad
10/3/2012	McClain, Terrell	Released
10/3/2012	Austin, Thomas	Released from the practice squad
10/20/2012	Tarpinian, Jeff	Signed from the practice squad
10/20/2012	Tennant, Matt	Released
10/26/2012	Dowling, Ras-I	Placed on Reserve/Injured (thigh)
10/27/2012	Williams, Malcolm	Signed from the practice squad
10/30/2012	Carpenter, Bobby	Released
10/31/2012	Martin, Derrick	Signed
10/31/2012	Rivera, Mike	Signed
10/31/2012	Moore, Sterling	Released
10/31/2012	Silvestro, Alex	Released from the practice squad

NOVEMBER, 2012

11/1/2012	Talib, Aqib	Acquired via trade (TB)
11/1/2012	Fayson, Jarred	Signed to the practice squad
11/2/2012	Moore, Sterling	Signed to the practice squad
11/6/2012	Harris, Jerrell	Signed to the practice squad
11/10/2012	Shiancoe, Visanthe	Activated to the 53-man roster
11/12/2012	Tarpinian, Jeff	Released
11/13/2012	Petrus, Mitch	Signed
11/13/2012	Tarpinian, Jeff	Signed to the practice squad
11/13/2012	Harris, Jerrell	Released from the practice squad
11/17/2012	Talib, Aqib	Activated to the 53-man roster
11/17/2012	Salas, Greg	Signed from the practice squad
11/17/2012	Branch, Deion	Released
11/17/2012	Williams, Malcolm	Released
11/17/2012	Fayson, Jarred	Released from the practice squad
11/19/2012	Aiken, Kamar	Signed to the practice squad
11/20/2012	Williams, Malcolm	Signed to the practice squad
11/22/2012	Zusevics, Markus	Activated to the 53-man roster
11/22/2012	Salas, Greg	Released
11/28/2012	Develin, James	Signed from the practice squad
11/28/2012	Ebert, Jeremy	Signed to the practice squad

DECEMBER, 2012

12/4/2012	Stallworth, Donte'	Signed
12/4/2012	Edelman, Julian	Placed on Reserve/Injured (foot)
12/4/2012	Petrus, Mitch	Released
12/4/2012	Draheim, Tommie	Signed to the practice squad
12/4/2012	Miller, Colin	Signed to the practice squad
12/10/2012	Bolden, Brandon	Activated to the 53-man roster
12/11/2012	Stallworth, Donte'	Placed on Reserve/Injured (ankle)
12/11/2012	Shiancoe, Visanthe	Released
12/11/2012	Draheim, Tommie	Released from the practice squad
12/12/2012	Branch, Deion	Signed
12/12/2012	Logan, Tony	Signed to the practice squad
12/22/2012	Aiken, Kamar	Signed from the practice squad
12/24/2012	Aiken, Kamar	Released
12/24/2012	Develin, James	Released
12/24/2012	Logan, Tony	Released from the practice squad
12/24/2012	Warren, Jeremiah	Released from the practice squad
12/26/2012	Aiken, Kamar	Signed to the practice squad
12/26/2012	Develin, James	Signed to the practice squad
12/26/2012	Quarles, Cyhl	Signed to the practice squad
12/29/2012	Aiken, Kamar	Signed from the practice squad
12/29/2012	Williams, Malcolm	Signed from the practice squad
12/29/2012	Cunningham, Jermaine	Activated to the 53-man roster
12/29/2012	Brace, Ron	Released

JANUARY, 2013

1/1/2013	Robertson, Tracy	Signed to the practice squad
1/8/2013	Holmes, Andre	Signed to the practice squad
1/17/2013	Gronkowski, Rob	Placed on Reserve/Injured (forearm)

JANUARY, 2013 (continued)

1/19/2013	Forston, Marcus	Signed from the practice squad
-----------	-----------------	--------------------------------



2012 Positional Roster

January 19, 2013

DEFENSE (27)							
#	NAME	POS	HT	WT	BORN	YR	H.S. HOMETOWN
DEFENSIVE LINE (10)							
92	Bequette, Jake	DE	6-5	265	2/21/1989	R	Arkansas Little Rock, Ark.
96	Cunningham, Jermaine	DE	6-3	255	4/24/1988	3	Florida Stone Mountain, Ga.
71	Deaderick, Brandon	DL	6-4	305	8/19/1987	3	Alabama Elizabethtown, Ky.
98	Forston, Marcus	DL	6-3	305	9/28/1989	R	Miami (Fla.) Miami, Fla.
94	Francis, Justin	DL	6-4	270	2/8/1989	R	Rutgers Opa-Locka, Fla.
95	Jones, Chandler	DE	6-5	260	2/27/1990	R	Syracuse Endicott, N.Y.
74	Love, Kyle	DL	6-1	315	11/18/1986	3	Mississippi State Fairburn, Ga.
99	Scott, Trevor	DE	6-5	250	8/30/1984	5	Buffalo Potsdam, N.Y.
50	Ninkovich, Rob	DL	6-2	260	2/1/1984	7	Purdue Blue Island, Ill.
75	Wilfork, Vince	DL	6-2	325	11/4/1981	9	Miami (Fla.) Boynton Beach, Fla.
LINEBACKER (6)							
54	Hightower, Dont'a	LB	6-3	270	3/12/1990	R	Alabama Lewisburg, Tenn.
90	Koutouvides, Niko	LB	6-2	245	3/25/1981	9	Purdue New Britain, Conn.
51	Mayo, Jerod	LB	6-1	250	2/23/1986	5	Tennessee Hampton, Va.
59	Rivera, Mike	LB	6-2	255	1/10/1986	1	Kansas Shawnee Mission, Kan.
55	Spikes, Brandon	LB	6-2	255	9/3/1987	3	Florida Shelby, N.C.
58	White, Tracy	LB	6-0	235	4/14/1981	10	Howard St. Stephen, S.C.
DEFENSIVE BACK (11)							
24	Arrington, Kyle	CB	5-10	195	8/12/1986	4	Hofstra Accokeek, Md.
25	Chung, Patrick	S	5-11	210	8/19/1987	4	Oregon Rancho Cucamonga, Calif.
23	Cole, Marquice	CB	5-10	195	11/13/1983	4	Northwestern Hazel Crest, Ill.
37	Dennard, Alfonso	CB	5-10	200	9/9/1989	R	Nebraska Rochelle, Ga.
43	Ebner, Nate	DB	6-0	210	12/14/1988	R	Ohio State Dublin, Ohio
28	Gregory, Steve	S	5-11	200	1/8/1983	7	Syracuse Staten Island, N.Y.
26	Martin, Derrick	S	5-10	203	5/16/1985	7	Wyoming Denver, Co.
32	McCourt, Devin	DB	5-10	195	8/13/1987	3	Rutgers Montvale, N.J.
31	Talib, Aqib	CB	6-1	205	2/13/1986	5	Kansas Richardson, Texas
41	Williams, Malcolm	DB	5-11	205	11/22/1987	2	Texas Christin Grand Prairie, Texas
27	Wilson, Tavon	DB	6-0	210	3/19/1990	R	Illinois Washington, D.C.
OFFENSE (23)							
#	NAME	POS	HT	WT	BORN	YR	H.S. HOMETOWN
OFFENSIVE LINE (9)							
61	Cannon, Marcus	OL	6-5	340	5/6/1988	2	Texas Christian Odessa, Texas
63	Connolly, Dan	OL	6-4	310	9/2/1982	7	Southeast Missouri St. St. Louis, Mo.
70	Markins, Logan	G	6-4	310	3/10/1982	8	Fresno State Cathays Valley, Calif.
65	McDonald, Nick	OL	6-4	305	6/27/1987	3	Grand Valley State Sterling Heights, Mich.
77	Solder, Nate	T	6-8	320	4/12/1988	2	Colorado Buena Vista, Co.
64	Thomas, Donald	OL	6-4	305	9/25/1985	5	Connecticut New Haven, Conn.
76	Vollmer, Sebastian	T	6-8	320	7/10/1984	4	Houston Kaarst, Germany
62	Wendell, Ryan	OL	6-2	300	3/4/1986	4	Fresno State Diamond Bar, Calif.
66	Zusevics, Markus	OL	6-5	300	4/25/1989	R	Iowa Arlington Heights, Ill.
QUARTERBACK (2)							
12	Brady, Tom	QB	6-4	225	8/3/1977	13	Michigan San Mateo, Calif.
15	Mallett, Ryan	QB	6-6	245	6/5/1988	2	Arkansas Texarkana, Texas
WIDE RECEIVER (5)							
16	Aiken, Kamar	WR	6-2	213	5/30/1989	2	Central Florida Hollywood, Fla.
94	Branch, Deion	WR	5-9	195	7/18/1979	11	Louisville Albany, Ga.
85	Lloyd, Brandon	WR	6-0	200	7/5/1981	10	Illinois Blue Springs, Mo.
18	Slater, Matthew	WR	6-0	210	9/9/1985	5	UCLA Anaheim, Calif.
83	Welker, Wes	WR	5-9	185	5/1/1981	9	Texas Tech Oklahoma City, Okla.
RUNNING BACK (4)							
38	Bolden, Brandon	RB	5-11	220	1/26/1990	R	Mississippi Baton Rouge, La.
22	Ridley, Stevan	RB	5-11	220	1/27/1989	2	Louisiana State Natchez, Miss.
34	Vereen, Shane	RB	5-9	205	5/2/1989	2	California Valencia, Calif.
39	Woodhead, Danny	RB	5-8	200	1/25/1985	5	Chadron State North Platte, Ne.
TIGHT END (3)							
86	Fells, Daniel	TE	6-4	265	9/23/1983	6	UC Davis Fullerton, Calif.
81	Hernandez, Aaron	TE	6-1	245	11/6/1989	3	Florida Bristol, Conn.
47	Hoomanawanui, Michael	TE	6-4	263	7/4/1988	3	Illinois Bloomington, Ill.
SPECIALISTS (3)							
#	NAME	POS	HT	WT	BORN	YR	H.S. HOMETOWN
SPECIALISTS (3)							
48	Aiken, Danny	LS	6-4	260	8/28/1988	2	Virginia Roanoke, Va.
3	Gostkowski, Stephen	K	6-1	215	1/28/1984	7	Memphis Madison, Miss.
14	Mesko, Zoltan	P	6-5	230	3/6/1986	3	Michigan Twinsburg, Ohio
RESERVE/DID NOT REPORT (1)							
#	NAME	POS	HT	WT	BORN	YR	H.S. HOMETOWN
RESERVE/DID NOT REPORT (1)							
54	Waters, Brian	G	6-3	320	2/18/1977	13	North Texas Waxahachie, Texas
RESERVE/P.U.P. LIST (2)							
#	NAME	POS	HT	WT	BORN	YR	H.S. HOMETOWN
RESERVE/P.U.P. LIST (2)							
88	Ballard, Jake	TE	6-6	275	12/21/1987	2	Ohio State Springboro, Ohio
91	Pryor, Myron	DL	6-1	305	6/13/1986	4	Kentucky Louisville, Ky.
EXEMPT/LEFT SQUAD (1)							
#	NAME	POS	HT	WT	BORN	YR	H.S. HOMETOWN
EXEMPT/LEFT SQUAD (1)							
42	Fiammetta, Tony	FB	6-0	250	8/22/1986	4	Syracuse Walkersville, Md.
RESERVE/INJURED (12)							
#	NAME	POS	HT	WT	BORN	YR	H.S. HOMETOWN
RESERVE/INJURED (12)							
26	Allen, Will	CB	5-10	195	8/5/1978	12	Syracuse Syracuse, N.Y.
30	Barrett, Josh	S	6-2	225	11/22/1984	5	Arizona State Reno, Nev.
42	Demps, Jeff	RB	5-7	191	1/8/1990	R	Florida Groveland, Fla.
21	Dowling, Ras-I	CB	6-1	210	5/9/1988	2	Virginia Chesapeake, Va.
11	Edelman, Julian	WR	5-10	200	5/22/1986	4	Kent State Redwood City, Calif.
52	Fletcher, Dane	LB	6-2	245	9/14/1986	3	Montana State Bozeman, Mont.
87	Gronkowski, Rob	TE	6-6	265	5/14/1989	3	Arizona Pittsburgh, Pa.
82	Herman, Brad	TE	6-5	255	12/29/1989	R	Iowa Metamora, Ill.
69	Hix, Kyle	OL	6-7	315	9/23/1988	2	Texas Aledo, Tex.
46	Larsen, Spencer	FB	6-2	245	3/4/1984	5	Arizona Gilbert, Ariz.
71	Richard, Jamey	OL	6-5	295	10/9/1984	5	Buffalo Weston, Conn.
19	Stallworth, Donte'	WR	6-0	200	11/10/1980	10	Tennessee Sacramento, Calif.
RESERVE/MILITARY (1)							
#	NAME	POS	HT	WT	BORN	YR	H.S. HOMETOWN
RESERVE/MILITARY (1)							
15	White, Shun	WR	5-8	195	12/9/1985	1	Navy Memphis, Tenn.



How The Patriots Were Built

UPDATED: January 19, 2013

YEAR	DRAFTEES (26)	VETERAN FREE AGENTS (16)	WAIVERS (1) / TRADES (3)	ROOKIE AND FIRST-YEAR FREE AGENTS (7)
2000	Tom Brady (6b)			
2004	Vince Wilfork (1a)			
2005	Logan Mankins (1)			
2006	Stephen Gostkowski (4b)			
2007		Wes Welker (fa)(tr-MIA)		
2008	Jerod Mayo (1) Matthew Slater (5)	Dan Connolly (fa)(JAX)		Ryan Wendell (fa)
2009	Patrick Chung (2a) Sebastian Vollmer (2d)	Rob Ninkovich (5)(NO)		Kyle Arrington (fa) (PHI)
2010	Devin McCourty (1) Jermaine Cunningham (2b) Brandon Spikes (2c) Aaron Hernandez (4) Zoltan Mesko (5) Brandon Deaderick (7)	Danny Woodhead (fa)(NYJ)	Tracy White (fa) (tr-PHI)	Kyle Love (fa)
2011	Nate Solder (1) Shane Vereen (2b) Stevan Ridley (3a) Ryan Mallett (3b) Marcus Cannon (5a) Malcolm Williams (7)	Nick McDonald (fa)(GB) Donald Thomas (6)(MIA)	Danny Aiken (fa) CW (BUF)	
2012	Chandler Jones (1a) Dont'a Hightower (1b) Tavon Wilson (2) Jake Bequette (3) Nate Ebner (6) Alfonzo Dennard (7a)	Kamar Aiken (fa)(BUF) Deion Branch (2)(NE) Marquice Cole (fa)(OAK) Daniel Fells (fa)(ATL) Steve Gregory (fa)(SD) Michael Hoomanawanui (5)(STL) Niko Koutouvides (4)(SEA) Brandon Lloyd (4)(SF) Derrick Martin (6)(BAL) Mike Rivera (fa)(CHI) Trevor Scott (6)(OAK)	Aqib Talib (1) (tr-TB)	Brandon Bolden (fa) Marcus Forston (fa) Justin Francis (fa) Markus Zusevics (fa)
NOTE: Team in parenthesis is the player's prior team (#) – indicates round drafted (fa) – indicates non-drafted free agents				
RESERVE/INJURED (12) Will Allen (1) (NYG) Josh Barrett (7) CW (DEN) Jeff Demps (fa) Ras-I Dowling (2) Julian Edelman (7a) Dane Fletcher (fa) Rob Gronkowski (2a) Brad Herman (fa) Kyle Hix (fa) Spencer Larsen (6) (DEN) Jamey Richard (7)(IND) Donte' Stallworth (1)(NO) RESERVE/DID NOT REPORT (1) Brian Waters (fa)(DAL)			RESERVE/MILITARY (1) Shun White (fa) EXEMPT/LEFT SQUAD (1) Tony Fiammetta (4)(CAR) RESERVE/P.U.P. LIST (2) Jake Ballard (fa) CW (NYG) Myron Pryor (6b)	



UNOFFICIAL DEPTH CHART

Unofficial depth chart compiled by Patriots media relations, January 19, 2013

OFFENSE

WR:	83 Wes Welker	84 Deion Branch	16 Kamar Aiken
LT:	77 Nate Solder	61 Marcus Cannon	
LG:	70 Logan Mankins	64 Donald Thomas	
C:	62 Ryan Wendell	65 Nick McDonald	
RG:	63 Dan Connolly	65 Nick McDonald	<u>66 Markus Zusevics</u>
RT:	76 Sebastian Vollmer	61 Marcus Cannon	
TE:	81 Aaron Hernandez	86 Daniel Fells	47 Michael Hoomanawanui
WR:	85 Brandon Lloyd	18 Matthew Slater	
QB:	12 Tom Brady	15 Ryan Mallett	
RB:	39 Danny Woodhead	34 Shane Vereen	
RB:	22 Stevan Ridley	<u>38 Brandon Bolden</u>	

DEFENSE

LE:	50 Rob Ninkovich	99 Trevor Scott	<u>92 Jake Bequette</u>
DT:	75 Vince Wilfork	<u>94 Justin Francis</u>	
DT:	71 Brandon Deaderick	74 Kyle Love	<u>98 Marcus Forston</u>
RE:	<u>95 Chandler Jones</u>	96 Jermaine Cunningham	
LB:	51 Jerod Mayo	59 Mike Rivera	
LB:	55 Brandon Spikes	90 Niko Koutouvides	
LB:	<u>54 Dont'a Hightower</u>	58 Tracy White	
LCB:	31 Aqib Talib	23 Marquice Cole	
RCB:	<u>37 Alfonzo Dennard</u>	24 Kyle Arrington	
S:	28 Steve Gregory	<u>27 Tavon Wilson</u>	41 Malcolm Williams <u>43 Nate Ebner</u>
S:	32 Devin McCourty	25 Patrick Chung	26 Derrick Martin

SPECIAL TEAMS

K:	3 Stephen Gostkowski
P:	14 Zoltan Mesko
H:	14 Zoltan Mesko
PR:	83 Wes Welker
KR:	32 Devin McCourty 18 Matthew Slater
LS:	48 Danny Aiken

PRONUNCIATION GUIDE

Jake Bequette	BECK-it	Jerod Mayo	je-ROD
Marquice Cole	mar-KWEECE	Zoltan Mesko	ZOLE-tahn
Brandon Deaderick	DEAD-er-rick	Stevan Ridley	STEE-ven
Alfonzo Dennard	DENN-erd	Visanthe Shiancoe	vi-sahn-TAY SHANK-oh
Nate Ebner	EBB-ner	Nate Solder	SOLD-er
Stephen Gostkowski	gust-OW-ski	Aqib Talib	Uh-keeb TUH-leeB
Dont'a Hightower	don-TAY	Shane Vereen	vuh-REEN
Michael Hoomanawanui	Ho-oh-mah-nah-wah-noo-wee	Ryan Wendell	WHEN-dell
Niko Koutouvides	NEE-koh KOO-tah-VEE-dees	Tavon Wilson	TAY-von
		Markus Zusevics	ZOOZ-uh-vicks