

# NEW ENGLAND PATRIOTS

# GAME RELEASE

## SUPER BOWL LI CHAMPIONS

## NEW ENGLAND PATRIOTS 2016 SEASON IN REVIEW



### PATRIOTS WIN FIFTH SUPER BOWL

With the dramatic come-from-behind overtime victory over the Atlanta Falcons, the New England Patriots won their fifth Super Bowl, joining Pittsburgh (6), Dallas (5) and San Francisco (5) as the only teams with at least five Super Bowl wins.

#### PATRIOTS IN THE SUPER BOWL (5-4)

| Date     | Game    | Opponent         | W/L | Score      |
|----------|---------|------------------|-----|------------|
| 02/05/17 | LI      | Atlanta Falcons  | W   | 34-28 (OT) |
| 02/01/15 | XLIX    | Seattle Seahawks | W   | 28-24      |
| 02/05/12 | XLVI    | New York Giants  | L   | 17-21      |
| 02/03/08 | XLII    | New York Giants  | L   | 14-17      |
| 02/06/05 | XXXIX   | Philadelphia     | W   | 24-21      |
| 02/01/04 | XXXVIII | Carolina         | W   | 32-29      |
| 02/03/02 | XXXVI   | St. Louis        | W   | 20-17      |
| 01/26/97 | XXXI    | Green Bay        | L   | 21-35      |
| 01/26/86 | XX      | Chicago          | L   | 10-46      |

### 2016 PATRIOTS SCHEDULE

#### REGULAR SEASON (14-2)

|                |                  |       |   |
|----------------|------------------|-------|---|
| Sun., Sept. 11 | at Arizona       | 23-21 | W |
| Sun., Sept. 18 | Miami            | 31-24 | W |
| Thu., Sept. 22 | Houston          | 27-0  | W |
| Sun., Oct. 2   | Buffalo          | 0-16  | L |
| Sun., Oct. 9   | at Cleveland     | 33-13 | W |
| Sun., Oct. 16  | Cincinnati       | 35-17 | W |
| Sun., Oct. 23  | at Pittsburgh    | 27-16 | W |
| Sun., Oct. 30  | at Buffalo       | 41-25 | W |
| Sun., Nov. 6   | BYE WEEK         |       |   |
| Sun., Nov. 13  | Seattle          | 24-31 | L |
| Sun., Nov. 20  | at San Francisco | 30-17 | W |
| Sun., Nov. 27  | at N.Y. Jets     | 22-17 | W |
| Sun., Dec. 4   | Los Angeles      | 26-10 | W |
| Mon., Dec. 12  | Baltimore        | 30-23 | W |
| Sun., Dec. 18  | at Denver        | 16-3  | W |
| Sat., Dec. 24  | N.Y. Jets        | 41-3  | W |
| Sun., Jan. 1   | at Miami         | 35-14 | W |

#### AFC Playoffs (3-0)

|               |            |            |   |
|---------------|------------|------------|---|
| Sat., Jan. 14 | Houston    | 34-16      | W |
| Sun., Jan. 22 | Pittsburgh | 36-17      | W |
| Super Bowl LI |            |            |   |
| Sun., Feb. 5  | Atlanta    | 34-28 (OT) | W |

### 2016 AFC EAST STANDINGS

| TEAM             | W  | L  | T | PCT. | PF  | PA  |
|------------------|----|----|---|------|-----|-----|
| Y-NEW ENGLAND    | 14 | 2  | 0 | .875 | 441 | 250 |
| X-Miami Dolphins | 10 | 6  | 0 | .625 | 363 | 380 |
| Buffalo Bills    | 7  | 9  | 0 | .438 | 399 | 378 |
| New York Jets    | 5  | 11 | 0 | .313 | 275 | 409 |

Y-Clinched Division X-Clinched Playoff Spot

### SUPER BOWL LI CHAMPIONS

The Super Bowl LI win is the fifth Super Bowl win since Robert Kraft purchased the team in 1994, a total that is the most in the league over that span. Super Bowl LI was the ninth Super Bowl in the history of the New England Patriots, the most Super Bowl berths in NFL history. The Patriots join Pittsburgh (6), Dallas (5) and San Francisco (5) as the only teams with at least five Super Bowl wins.

Bill Belichick coached in his NFL-leading 10th Super Bowl (seven as a head coach) and his five Super Bowl wins are the most in NFL history. He is one of four NFL head coaches to win at least five championships since the league began postseason play in 1933, joining George Halas (6), Curly Lambeau (6) and Vince Lombardi (5).

Tom Brady's Super Bowl LI was his seventh Super Bowl, the most Super Bowls played in NFL history. He matched Pro Football Hall of Famer Charles Haley with five Super Bowl wins for the most in NFL history. Haley won two with San Francisco and three with Dallas. He is the only NFL quarterback with five Super Bowl wins and earned his fourth Super Bowl MVP honor in Super Bowl LI for the most in NFL history.

### PATRIOTS WIN FIFTH SUPER BOWL

The Patriots won their fifth Super Bowl and join Pittsburgh (6), Dallas (5) and San Francisco (5) as the only teams with at least five Super Bowl wins.

#### TEAMS SUPER BOWL WINS

|                    |          |
|--------------------|----------|
| Pittsburgh         | 6        |
| <b>New England</b> | <b>5</b> |
| Dallas             | 5        |
| San Francisco      | 5        |

### 2016 TALE OF THE TAPE

#### 2016 REGULAR SEASON

|                          |             |
|--------------------------|-------------|
| Record                   | 14-2        |
| Divisional Standings     | 1st         |
| Total Yards Gained       | 6,180       |
| Total Offense (Rank)     | 386.3 (4)   |
| Rush Offense             | 117.0 (7)   |
| Pass Offense             | 269.3 (4)   |
| Points Per Game          | 27.6 (3)    |
| Total Yards Allowed      | 5,223       |
| Total Defense            | 326.4 (8)   |
| Rush Defense             | 88.6 (3t)   |
| Pass Defense             | 237.9 (12)) |
| Points Allowed/Game      | 15.6 (1)    |
| Possession Avg.          | 31:13       |
| Sacks Allowed/Yards Lost | 24/148      |
| Sacks Made/Yards         | 34/227      |
| Passing TD/Int (off.)    | 32/2        |
| Passing TD/Int (def.)    | 21/13       |
| Total Touchdowns         | 51          |
| Penalties Against/Yards  | 93/819      |
| Punts/Avg.               | 72/44.7     |
| Field Goals Made/Att.    | 35/37       |
| Takeaway/Giveaway Ratio  | +12 (3)     |

#### NEW ENGLAND

### MEDIA CONTACTS

#### PATRIOTS MEDIA RELATIONS OFFICE: 508-384-4203

**Stacey James**, Vice President of Media Relations, [staceyj@patriots.com](mailto:staceyj@patriots.com), 508-326-6868  
**Aaron Salkin**, Director of Media Relations, [aarons@patriots.com](mailto:aarons@patriots.com), 508-326-6870  
**Michael Jurovaty**, Asst. Director of Media Relations, [mjurovaty@patriots.com](mailto:mjurovaty@patriots.com), 508-326-6187  
**Cecily Faenza**, Social Media Manager, [cecilyf@patriots.com](mailto:cecilyf@patriots.com), 774-254-7917  
**Mark Robbins**, Media Relations Coordinator, [markr@patriots.com](mailto:markr@patriots.com), 508-431-7175

GILLETTE STADIUM • ONE PATRIOT PLACE • FOXBOROUGH, MA 02035

TEL: 508-384-9105 • FAX: 508-543-9053

PATRIOTS.COM • HTTP://MEDIA.PATRIOTS.COM





# 2016 REGULAR SEASON FINAL OFFENSIVE STATISTICS

## WON 14, LOST 2

|               |                  |        |
|---------------|------------------|--------|
| 09/11 W 23-21 | at Arizona       | 64,864 |
| 09/18 W 31-24 | Miami            | 66,829 |
| 09/22 W 27- 0 | Houston          | 66,829 |
| 10/02 L 0-16  | Buffalo          | 66,829 |
| 10/09 W 33-13 | at Cleveland     | 67,431 |
| 10/16 W 35-17 | Cincinnati       | 66,829 |
| 10/23 W 27-16 | at Pittsburgh    | 66,009 |
| 10/30 W 41-25 | at Buffalo       | 70,442 |
| 11/13 L 24-31 | Seattle          | 66,829 |
| 11/20 W 30-17 | at San Francisco | 70,178 |
| 11/27 W 22-17 | at New York Jets | 78,160 |
| 12/04 W 26-10 | Los Angeles      | 66,829 |
| 12/12 W 30-23 | Baltimore        | 66,829 |
| 12/18 W 16- 3 | at Denver        | 76,893 |
| 12/24 W 41- 3 | New York Jets    | 66,829 |
| 01/01 W 35-14 | at Miami         | 66,163 |

|                    |         |         |
|--------------------|---------|---------|
|                    | N.E.    | Opp.    |
| TOTAL FIRST DOWNS  | 351     | 294     |
| Rushing            | 109     | 81      |
| Passing            | 203     | 190     |
| Penalty            | 39      | 23      |
| 3rd Down: Made/Att | 104/227 | 76/206  |
| 3rd Down Pct.      | 45.8    | 36.9    |
| 4th Down: Made/Att | 8/12    | 7/18    |
| 4th Down Pct.      | 66.7    | 38.9    |
| POSSESSION AVG.    | 31:13   | 28:47   |
| TOTAL NET YARDS    | 6180    | 5223    |
| Avg. Per Game      | 386.3   | 326.4   |
| Total Plays        | 1056    | 998     |
| Avg. Per Play      | 5.9     | 5.2     |
| NET YARDS RUSHING  | 1872    | 1417    |
| Avg. Per Game      | 117.0   | 88.6    |
| Total Rushes       | 482     | 368     |
| NET YARDS PASSING  | 4308    | 3806    |
| Avg. Per Game      | 269.3   | 237.9   |
| Sacked/Yards Lost  | 24/148  | 34/227  |
| Gross Yards        | 4456    | 4033    |
| Att./Completions   | 550/368 | 596/368 |
| Completion Pct.    | 66.9    | 61.7    |
| Had Intercepted    | 2       | 13      |
| PUNTS/AVERAGE      | 72/44.7 | 80/45.5 |
| NET PUNTING AVG.   | 72/41.4 | 80/41.1 |
| PENALTIES/YARDS    | 93/819  | 113/930 |
| FUMBLES/BALL LOST  | 27/9    | 26/10   |
| TOUCHDOWNS         | 51      | 27      |
| Rushing            | 19      | 6       |
| Passing            | 32      | 21      |
| Returns            | 0       | 0       |

| * SCORE BY PERIODS | Q1  | Q2  | Q3  | Q4 | OT | PTS |
|--------------------|-----|-----|-----|----|----|-----|
| TEAM               | 130 | 112 | 106 | 93 | 0  | 441 |
| OPPONENTS          | 32  | 77  | 61  | 80 | 0  | 250 |

| * SCORING     | TD | Ru | Pa | Rt | K-PAT | FG    | S | PTS |
|---------------|----|----|----|----|-------|-------|---|-----|
| Gostkowski    | 0  | 0  | 0  | 0  | 46/49 | 27/32 | 0 | 127 |
| Blount        | 18 | 18 | 0  | 0  |       |       | 0 | 108 |
| Bennett       | 7  | 0  | 7  | 0  |       |       | 0 | 42  |
| Floyd LG      | 5  | 0  | 5  | 0  |       |       | 0 | 30  |
| Floyd TM      | 1  | 0  | 1  | 0  |       |       | 0 | 6   |
| J. White      | 5  | 0  | 5  | 0  |       |       | 0 | 30  |
| Amendola      | 4  | 0  | 4  | 0  |       |       | 0 | 24  |
| Hogan         | 4  | 0  | 4  | 0  |       |       | 0 | 24  |
| Mitchell      | 4  | 0  | 4  | 0  |       |       | 0 | 24  |
| Edelman       | 3  | 0  | 3  | 0  |       |       | 0 | 20  |
| R. Gronkowski | 3  | 0  | 3  | 0  |       |       | 0 | 18  |
| Brissett      | 1  | 1  | 0  | 0  |       |       | 0 | 6   |
| Lengel LG     | 1  | 0  | 1  | 0  |       |       | 0 | 6   |
| Lengel TM     | 1  | 0  | 1  | 0  |       |       | 0 | 6   |
| M. Brown      | 0  | 0  | 0  | 0  |       |       | 1 | 2   |
| Hightower     | 0  | 0  | 0  | 0  |       |       | 1 | 2   |
| TEAM          | 51 | 19 | 32 | 0  | 46/49 | 27/32 | 3 | 441 |
| OPPONENTS     | 27 | 6  | 21 | 0  | 23/24 | 21/29 | 0 | 250 |

2-Pt Conv: Edelman, TM 1-2, OPP 1-3  
 SACKS: Flowers 7, Sheard 5, Long 4,  
 Ninkovich 4, M. Brown 3, Hightower 2.5,  
 Branch 1.5, Butler 1, Chung 1, Collins TM 1,  
 McClellin 1, Ryan 1, Valentine 1,  
 Van Noy LG 1, Van Noy TM 1, TM 34, OPP 24  
 FUM/LOST: Brady 5/0, C. Jones 5/1,  
 Amendola 3/1, Brissett 3/1, Edelman 3/2,  
 Blount 2/1, Garoppolo 2/1, Slater 2/1,  
 Hogan 1/1, Lewis 1/0

| * RUSHING | No. | Yds  | Avg | Long | TD |
|-----------|-----|------|-----|------|----|
| Blount    | 299 | 1161 | 3.9 | 44   | 18 |
| Lewis     | 64  | 283  | 4.4 | 15   | 0  |
| J. White  | 39  | 166  | 4.3 | 16   | 0  |
| Brissett  | 16  | 83   | 5.2 | 27t  | 1  |
| Brady     | 28  | 64   | 2.3 | 15   | 0  |
| Edelman   | 12  | 57   | 4.8 | 9    | 0  |
| Foster    | 7   | 24   | 3.4 | 7    | 0  |
| Bennett   | 2   | 10   | 5.0 | 6    | 0  |
| Hogan     | 3   | 9    | 3.0 | 6    | 0  |
| Garoppolo | 10  | 6    | 0.6 | 10   | 0  |
| Slater    | 1   | 5    | 5.0 | 5    | 0  |
| Bolden    | 1   | 4    | 4.0 | 4    | 0  |
| TEAM      | 482 | 1872 | 3.9 | 44   | 19 |
| OPPONENTS | 368 | 1417 | 3.9 | 45   | 6  |

| * RECEIVING   | No. | Yds  | Avg  | Long | TD |
|---------------|-----|------|------|------|----|
| Edelman       | 98  | 1106 | 11.3 | 77t  | 3  |
| J. White      | 60  | 551  | 9.2  | 61   | 5  |
| Bennett       | 55  | 701  | 12.7 | 58   | 7  |
| Hogan         | 38  | 680  | 17.9 | 79t  | 4  |
| Floyd LG      | 37  | 488  | 13.2 | 39   | 5  |
| Floyd TM      | 4   | 42   | 10.5 | 14t  | 1  |
| Mitchell      | 32  | 401  | 12.5 | 56t  | 4  |
| R. Gronkowski | 25  | 540  | 21.6 | 53t  | 3  |
| Amendola      | 23  | 243  | 10.6 | 32   | 4  |
| Lewis         | 17  | 94   | 5.5  | 16   | 0  |
| Blount        | 7   | 38   | 5.4  | 16   | 0  |
| Develin       | 3   | 18   | 6.0  | 13   | 0  |
| Lengel LG     | 2   | 22   | 11.0 | 18t  | 1  |
| Lengel TM     | 2   | 22   | 11.0 | 18t  | 1  |
| Whalen LG     | 2   | 22   | 11.0 | 12   | 0  |
| Bolden        | 2   | 15   | 7.5  | 13   | 0  |
| Garoppolo     | 1   | 3    | 3.0  | 3    | 0  |
| Foster        | 1   | 2    | 2.0  | 2    | 0  |
| TEAM          | 368 | 4456 | 12.1 | 79t  | 32 |
| OPPONENTS     | 368 | 4033 | 11.0 | 66   | 21 |

| * INTERCEPTIONS | No. | Yds | Avg  | Long | TD |
|-----------------|-----|-----|------|------|----|
| Butler          | 4   | 28  | 7.0  | 21   | 0  |
| Ryan            | 2   | 44  | 22.0 | 46   | 0  |
| Collins TM      | 2   | 31  | 15.5 | 18   | 0  |
| Chung           | 1   | 4   | 4.0  | 4    | 0  |
| Harmon          | 1   | 0   | 0.0  | 0    | 0  |
| McCourty        | 1   | 0   | 0.0  | 0    | 0  |
| Rowe            | 1   | 0   | 0.0  | 0    | 0  |
| Van Noy LG      | 1   | 0   | 0.0  | 0    | 0  |
| Van Noy TM      | 1   | 0   | 0.0  | 0    | 0  |
| TEAM            | 13  | 107 | 8.2  | 46   | 0  |
| OPPONENTS       | 2   | 16  | 8.0  | 14   | 0  |

| * PUNTING | No. | Yds  | Avg  | Net  | TB | In | Lg | B |
|-----------|-----|------|------|------|----|----|----|---|
| Allen     | 72  | 3217 | 44.7 | 41.4 | 5  | 23 | 57 | 0 |
| TEAM      | 72  | 3217 | 44.7 | 41.4 | 5  | 23 | 57 | 0 |
| OPPONENTS | 80  | 3639 | 45.5 | 41.1 | 2  | 27 | 76 | 0 |

| * PUNT RETURNS | Ret | FC | Yds | Avg | Long | TD |
|----------------|-----|----|-----|-----|------|----|
| Amendola       | 18  | 7  | 121 | 6.7 | 30   | 0  |
| Edelman        | 15  | 7  | 135 | 9.0 | 23   | 0  |
| C. Jones       | 11  | 3  | 46  | 4.2 | 13   | 0  |
| Chung          | 1   | 1  | 7   | 7.0 | 7    | 0  |
| TEAM           | 45  | 18 | 309 | 6.9 | 30   | 0  |
| OPPONENTS      | 27  | 19 | 134 | 5.0 | 18   | 0  |

| * KICKOFF RETURNS | No. | Yds | Avg  | Long | TD |
|-------------------|-----|-----|------|------|----|
| C. Jones          | 8   | 180 | 22.5 | 43   | 0  |
| Amendola          | 5   | 129 | 25.8 | 73   | 0  |
| Whalen LG         | 4   | 56  | 14.0 | 25   | 0  |
| Develin           | 3   | 35  | 11.7 | 15   | 0  |
| Edelman           | 3   | 44  | 14.7 | 19   | 0  |
| Slater            | 3   | 52  | 17.3 | 19   | 0  |
| Lewis             | 2   | 35  | 17.5 | 23   | 0  |
| McCourty          | 2   | 9   | 4.5  | 9    | 0  |
| J. White          | 2   | 28  | 14.0 | 18   | 0  |
| Foster            | 1   | 30  | 30.0 | 30   | 0  |
| TEAM              | 29  | 542 | 18.7 | 73   | 0  |
| OPPONENTS         | 40  | 771 | 19.3 | 35   | 0  |

| * FIELD GOALS   | 1-19 | 20-29 | 30-39 | 40-49 | 50+  |
|---|------|-------|-------|-------|------|
| Gostkowski  | 0/ 0 | 9/ 9  | 7/ 9  | 9/10  | 2/ 4 |
| TEAM  | 0/ 0 | 9/ 9  | 7/ 9  | 9/10  | 2/ 4 |
| OPPONENTS   | 0/ 0 | 6/ 6  | 7/ 9  | 6/10  | 2/ 4 |
| Gostkowski: (47G,53G,32G) (34G,39N) (24G,25G) (48N) (50N,31G) (46G,31G) ( ) (51G,32G) (30G) (38G) (28G,39N,29G,41G) (28G,48G,45G,45G) ( ) (45G,40G,21G) (29G,22G) (40G,26G,52N) |      |       |       |       |      |
| OPP: (47N) (27G) ( ) (34G,43G,47N,44G) ( ) (25G) (42N,32G,46G,44G,54N) (23G,49N) (27G,31G,41G,23G) (33G) (51G,54B) (44G) (34B,50G,38G,37G) (33G) (34N,29G) ( )                  |      |       |       |       |      |

| * PASSING | Att | Cmp | Yds  | Cmp% | Yds/Att | TD | TD% | Int | Int% | Long | Sack/Lost | Rating |
|-----------|-----|-----|------|------|---------|----|-----|-----|------|------|-----------|--------|
| Brady     | 432 | 291 | 3554 | 67.4 | 8.23    | 28 | 6.5 | 2   | 0.5  | 79t  | 15/ 87    | 112.2  |
| Garoppolo | 63  | 43  | 502  | 68.3 | 7.97    | 4  | 6.3 | 0   | 0.0  | 37t  | 3/ 15     | 113.3  |
| Brissett  | 55  | 34  | 400  | 61.8 | 7.27    | 0  | 0.0 | 0   | 0.0  | 58   | 6/ 46     | 83.9   |
| TEAM      | 550 | 368 | 4456 | 66.9 | 8.10    | 32 | 5.8 | 2   | 0.4  | 79t  | 24/ 148   | 109.5  |
| OPPONENTS | 596 | 368 | 4033 | 61.7 | 6.77    | 21 | 3.5 | 13  | 2.2  | 66   | 34/ 227   | 84.4   |



# 2016 REGULAR SEASON FINAL DEFENSIVE STATISTICS

Tackle Statistics based on Play-by-Play

| PLAYER<br>Name    | TACKLES    |            |            | SACKS       |              |           | INTERCEPTIONS |            |          |           | FUMBLES   |          |           |          | SP. TEAMS |           |           |          |          |
|-------------------|------------|------------|------------|-------------|--------------|-----------|---------------|------------|----------|-----------|-----------|----------|-----------|----------|-----------|-----------|-----------|----------|----------|
|                   | TT         | UT         | A          | S           | Yds          | QH        | Int           | Yds        | TD       | PD        | FF        | FR       | Yds       | TD       | TT        | UT        | A         | FF       | FR       |
| Logan Ryan        | 92         | 74         | 18         | 1.0         | 12.0         | 3         | 2             | 46         | 0        | 11        | 1         | 0        | 0         | 0        | 0         | 0         | 0         | 0        | 0        |
| Patrick Chung     | 87         | 48         | 39         | 1.0         | 12.0         | 1         | 1             | 4          | 0        | 3         | 0         | 0        | 0         | 0        | 4         | 4         | 0         | 0        | 0        |
| Devin McCourty    | 78         | 64         | 14         | 0.0         | 0.0          | 0         | 1             | 0          | 0        | 7         | 1         | 1        | 3         | 0        | 5         | 3         | 2         | 0        | 0        |
| Dont'a Hightower  | 65         | 31         | 34         | 2.5         | 21.5         | 8         | 0             | 0          | 0        | 2         | 1         | 0        | 0         | 0        | 0         | 0         | 0         | 0        | 0        |
| Malcolm Butler    | 63         | 48         | 15         | 1.0         | 0.0          | 1         | 4             | 28         | 0        | 17        | 1         | 2        | 0         | 0        | 0         | 0         | 0         | 0        | 0        |
| Malcom Brown      | 50         | 24         | 26         | 3.0         | 28.0         | 5         | 0             | 0          | 0        | 0         | 1         | 0        | 0         | 0        | 0         | 0         | 0         | 0        | 0        |
| Alan Branch       | 49         | 26         | 23         | 1.5         | 0.5          | 2         | 0             | 0          | 0        | 3         | 1         | 0        | 0         | 0        | 0         | 0         | 0         | 0        | 0        |
| Trey Flowers      | 45         | 23         | 22         | 7.0         | 45.0         | 14        | 0             | 0          | 0        | 1         | 0         | 2        | 0         | 0        | 0         | 0         | 0         | 0        | 0        |
| Elandon Roberts   | 44         | 25         | 19         | 0.0         | 0.0          | 2         | 0             | 0          | 0        | 0         | 1         | 0        | 0         | 0        | 1         | 0         | 1         | 0        | 0        |
| Jamie Collins     | 43         | 31         | 12         | 1.0         | 8.0          | 3         | 2             | 31         | 0        | 3         | 1         | 0        | 0         | 0        | 0         | 0         | 0         | 0        | 0        |
| Shea McClellin    | 39         | 16         | 23         | 1.0         | 7.0          | 3         | 0             | 0          | 0        | 0         | 0         | 1        | 69        | 0        | 2         | 0         | 2         | 0        | 0        |
| Chris Long        | 35         | 22         | 13         | 4.0         | 24.0         | 10        | 0             | 0          | 0        | 3         | 1         | 1        | 0         | 0        | 0         | 0         | 0         | 0        | 0        |
| Jabaal Sheard     | 33         | 20         | 13         | 5.0         | 34.0         | 11        | 0             | 0          | 0        | 4         | 0         | 0        | 0         | 0        | 0         | 0         | 0         | 0        | 0        |
| Rob Ninkovich     | 32         | 17         | 15         | 4.0         | 24.0         | 5         | 0             | 0          | 0        | 2         | 1         | 0        | 0         | 0        | 0         | 0         | 0         | 0        | 0        |
| Duron Harmon      | 27         | 22         | 5          | 0.0         | 0.0          | 0         | 1             | 0          | 0        | 1         | 1         | 0        | 0         | 0        | 2         | 2         | 0         | 0        | 1        |
| Kyle Van Noy      | 27         | 9          | 18         | 1.0         | 8.0          | 1         | 1             | 0          | 0        | 2         | 1         | 0        | 0         | 0        | 2         | 2         | 0         | 0        | 0        |
| Eric Rowe         | 26         | 20         | 6          | 0.0         | 0.0          | 0         | 1             | 0          | 0        | 7         | 0         | 0        | 0         | 0        | 0         | 0         | 0         | 0        | 0        |
| Vincent Valentine | 19         | 11         | 8          | 1.0         | 3.0          | 1         | 0             | 0          | 0        | 0         | 0         | 0        | 0         | 0        | 0         | 0         | 0         | 0        | 0        |
| Jonathan Freeny   | 10         | 6          | 4          | 0.0         | 0.0          | 0         | 0             | 0          | 0        | 0         | 1         | 0        | 0         | 0        | 0         | 0         | 0         | 0        | 0        |
| Anthony Johnson   | 8          | 5          | 3          | 0.0         | 0.0          | 2         | 0             | 0          | 0        | 0         | 0         | 0        | 0         | 0        | 0         | 0         | 0         | 0        | 0        |
| Justin Coleman    | 8          | 8          | 0          | 0.0         | 0.0          | 0         | 0             | 0          | 0        | 3         | 0         | 0        | 0         | 0        | 0         | 0         | 0         | 0        | 0        |
| Cyrus Jones       | 7          | 3          | 4          | 0.0         | 0.0          | 0         | 0             | 0          | 0        | 0         | 0         | 0        | 0         | 0        | 0         | 0         | 0         | 0        | 0        |
| Jonathan Jones    | 6          | 5          | 1          | 0.0         | 0.0          | 1         | 0             | 0          | 0        | 1         | 0         | 0        | 0         | 0        | 8         | 5         | 3         | 1        | 1        |
| Barkevious Mingo  | 4          | 4          | 0          | 0.0         | 0.0          | 0         | 0             | 0          | 0        | 0         | 0         | 0        | 0         | 0        | 7         | 5         | 2         | 0        | 0        |
| Woodrow Hamilton  | 3          | 1          | 2          | 0.0         | 0.0          | 0         | 0             | 0          | 0        | 0         | 0         | 0        | 0         | 0        | 0         | 0         | 0         | 0        | 0        |
| Geneo Grissom     | 1          | 0          | 1          | 0.0         | 0.0          | 0         | 0             | 0          | 0        | 0         | 0         | 0        | 0         | 0        | 4         | 2         | 2         | 0        | 0        |
| Brandon King      | 1          | 1          | 0          | 0.0         | 0.0          | 0         | 0             | 0          | 0        | 0         | 0         | 0        | 0         | 0        | 9         | 6         | 3         | 0        | 0        |
| Joe Cardona       | 0          | 0          | 0          | 0.0         | 0.0          | 0         | 0             | 0          | 0        | 0         | 0         | 0        | 0         | 0        | 3         | 1         | 2         | 0        | 0        |
| Matthew Slater    | 0          | 0          | 0          | 0.0         | 0.0          | 0         | 0             | 0          | 0        | 0         | 0         | 0        | 0         | 0        | 6         | 4         | 2         | 0        | 0        |
| Jordan Richards   | 0          | 0          | 0          | 0.0         | 0.0          | 0         | 0             | 0          | 0        | 0         | 0         | 0        | 0         | 0        | 3         | 1         | 2         | 0        | 1        |
| Julian Edelman    | 0          | 0          | 0          | 0.0         | 0.0          | 0         | 0             | 0          | 0        | 0         | 0         | 0        | 0         | 0        | 1         | 1         | 0         | 0        | 0        |
| Brandon Bolden    | 0          | 0          | 0          | 0.0         | 0.0          | 0         | 0             | 0          | 0        | 0         | 0         | 0        | 0         | 0        | 4         | 4         | 0         | 1        | 0        |
| James Develin     | 0          | 0          | 0          | 0.0         | 0.0          | 0         | 0             | 0          | 0        | 0         | 0         | 0        | 0         | 0        | 1         | 0         | 1         | 0        | 0        |
| Nate Ebner        | 0          | 0          | 0          | 0.0         | 0.0          | 0         | 0             | 0          | 0        | 0         | 0         | 0        | 0         | 0        | 19        | 13        | 6         | 1        | 0        |
|                   | <b>902</b> | <b>564</b> | <b>338</b> | <b>34.0</b> | <b>227.0</b> | <b>73</b> | <b>13</b>     | <b>109</b> | <b>0</b> | <b>70</b> | <b>13</b> | <b>7</b> | <b>72</b> | <b>0</b> | <b>81</b> | <b>53</b> | <b>28</b> | <b>3</b> | <b>3</b> |

| FUMBLES - LOST (27-9) |           |          |           |          |
|-----------------------|-----------|----------|-----------|----------|
| No.                   | Own       |          |           | O.B.     |
|                       | Lost      | Rec      |           |          |
| Danny Amendola        | 3         | 1        | 2         | 0        |
| LeGarrette Blount     | 2         | 1        | 0         | 1        |
| Brandon Bolden        | 0         | 0        | 1         | 0        |
| Tom Brady             | 5         | 0        | 4         | 0        |
| Jacoby Brissett       | 3         | 1        | 1         | 0        |
| Patrick Chung         | 0         | 0        | 1         | 0        |
| Nate Ebner            | 0         | 0        | 1         | 0        |
| Julian Edelman        | 3         | 2        | 0         | 1        |
| Jimmy Garoppolo       | 2         | 1        | 0         | 0        |
| Chris Hogan           | 1         | 1        | 0         | 0        |
| Cyrus Jones           | 5         | 1        | 2         | 0        |
| Dion Lewis            | 1         | 0        | 1         | 0        |
| Shea McClellin        | 0         | 0        | 1         | 0        |
| Matthew Slater        | 2         | 1        | 0         | 0        |
| Joe Thuney            | 0         | 0        | 1         | 0        |
| James White           | 0         | 0        | 1         | 0        |
|                       | <b>27</b> | <b>9</b> | <b>16</b> | <b>2</b> |

| KEY                   |                                      |
|-----------------------|--------------------------------------|
| TT-Total Tackles      | Int/Yds-Interceptions/Yards Returned |
| UT-Unassisted Tackles | PD-Passes Defensed                   |
| A-Assisted Tackles    | FF-Forced Fumbles                    |

| BLOCKED KICKS  |          |          |
|----------------|----------|----------|
|                | XP       | FG       |
| Alan Branch    | 0        | 1        |
| Shea McClellin | 1        | 1        |
| <b>Totals</b>  | <b>1</b> | <b>2</b> |

| MISC. OFFENSIVE STATS |          |          |          |
|-----------------------|----------|----------|----------|
|                       | Tkl      | Ast      | FF       |
| Danny Amendola        | 1        | 0        | 0        |
| Marcus Cannon         | 2        | 0        | 0        |
| Chris Hogan           | 2        | 0        | 0        |
| Malcolm Mitchell      | 1        | 0        | 0        |
| Joe Thuney            | 1        | 0        | 0        |
|                       | <b>7</b> | <b>0</b> | <b>0</b> |



# 2016 POSTSEASON OFFENSIVE STATISTICS

## WON 3, LOST 0

|                    |            |         |  |
|--------------------|------------|---------|--|
| 01/14 W 34-16      | Houston    | 66,829  |  |
| 01/22 W 36-17      | Pittsburgh | 66,829  |  |
| 02/05 W 34-28 OT   | vs Atlanta | 70,807  |  |
|                    | N.E.       | Opp.    |  |
| TOTAL FIRST DOWNS  | 83         | 53      |  |
| Rushing            | 21         | 10      |  |
| Passing            | 55         | 39      |  |
| Penalty            | 7          | 4       |  |
| 3rd Down: Made/Att | 23/45      | 13/39   |  |
| 3rd Down Pct.      | 51.1       | 33.3    |  |
| 4th Down: Made/Att | 1/1        | 0/1     |  |
| 4th Down Pct.      | 100.0      | 0.0     |  |
| POSSESSION AVG.    | 32:26      | 27:34   |  |
| TOTAL NET YARDS    | 1354       | 997     |  |
| Avg. Per Game      | 451.3      | 332.3   |  |
| Total Plays        | 231        | 179     |  |
| Avg. Per Play      | 5.9        | 5.6     |  |
| NET YARDS RUSHING  | 259        | 263     |  |
| Avg. Per Game      | 86.3       | 87.7    |  |
| Total Rushes       | 79         | 61      |  |
| NET YARDS PASSING  | 1095       | 734     |  |
| Avg. Per Game      | 365.0      | 244.7   |  |
| Sacked/Yards Lost  | 9/42       | 8/61    |  |
| Gross Yards        | 1137       | 795     |  |
| Att./Completions   | 143/93     | 110/71  |  |
| Completion Pct.    | 65.0       | 64.5    |  |
| Had Intercepted    | 3          | 4       |  |
| PUNTS/AVERAGE      | 12/41.9    | 18/43.2 |  |
| NET PUNTING AVG.   | 12/38.3    | 18/37.3 |  |
| PENALTIES/YARDS    | 11/83      | 17/159  |  |
| FUMBLES/BALL LOST  | 3/2        | 2/2     |  |
| TOUCHDOWNS         | 12         | 7       |  |
| Rushing            | 4          | 2       |  |
| Passing            | 7          | 4       |  |
| Returns            | 1          | 1       |  |

| * SCORE BY PERIODS | Q1 | Q2 | Q3 | Q4 | OT | PTS |
|--------------------|----|----|----|----|----|-----|
| TEAM               | 24 | 13 | 29 | 32 | 6  | 104 |
| OPPONENTS          | 3  | 40 | 7  | 11 | 0  | 61  |

| * SCORING  | TD | Ru | Pa | Rt | K-PAT | FG   | S | PTS |
|------------|----|----|----|----|-------|------|---|-----|
| Gostkowski | 0  | 0  | 0  | 0  | 7/ 9  | 7/ 7 | 0 | 28  |
| J. White   | 4  | 2  | 2  | 0  |       |      | 0 | 26  |
| Lewis      | 3  | 1  | 1  | 1  |       |      | 0 | 18  |
| Hogan      | 2  | 0  | 2  | 0  |       |      | 0 | 12  |
| Amendola   | 1  | 0  | 1  | 0  |       |      | 0 | 8   |
| Blount     | 1  | 1  | 0  | 0  |       |      | 0 | 6   |
| Edelman    | 1  | 0  | 1  | 0  |       |      | 0 | 6   |
| TEAM       | 12 | 4  | 7  | 1  | 7/ 9  | 7/ 7 | 0 | 104 |
| OPPONENTS  | 7  | 2  | 4  | 1  | 5/ 6  | 4/ 4 | 0 | 61  |

2-Pt Conv: Amendola, J. White, TM 2-2,  
 OPP 1-1  
 SACKS: Flowers 2.5, M. Brown 1, Hightower 1,  
 Ninkovich 1, Ryan 1, Branch 0.5, Sheard 0.5,  
 Van Noy LG 0.5, Van Noy TM 0.5, TM 8, OPP 9  
 FUM/LOST: Lewis 2/1, Blount 1/1

| * RUSHING | No. | Yds | Avg  | Long | TD |
|-----------|-----|-----|------|------|----|
| Blount    | 35  | 109 | 3.1  | 18   | 1  |
| Lewis     | 25  | 79  | 3.2  | 13   | 1  |
| J. White  | 7   | 29  | 4.1  | 10   | 2  |
| Amendola  | 1   | 15  | 15.0 | 15   | 0  |
| Edelman   | 2   | 14  | 7.0  | 12   | 0  |
| Brady     | 9   | 13  | 1.4  | 15   | 0  |
| TEAM      | 79  | 259 | 3.3  | 18   | 4  |
| OPPONENTS | 61  | 263 | 4.3  | 37   | 2  |

| * RECEIVING | No. | Yds  | Avg  | Long | TD |
|-------------|-----|------|------|------|----|
| Edelman     | 21  | 342  | 16.3 | 48   | 1  |
| J. White    | 18  | 137  | 7.6  | 28   | 2  |
| Hogan       | 17  | 332  | 19.5 | 45   | 2  |
| Bennett     | 11  | 98   | 8.9  | 25   | 0  |
| Amendola    | 10  | 90   | 9.0  | 20   | 1  |
| Mitchell    | 7   | 75   | 10.7 | 18   | 0  |
| Lewis       | 5   | 33   | 6.6  | 13t  | 1  |
| Develin     | 2   | 13   | 6.5  | 13   | 0  |
| Floyd LG    | 1   | 9    | 9.0  | 9    | 0  |
| Floyd TM    | 1   | 9    | 9.0  | 9    | 0  |
| Blount      | 1   | 8    | 8.0  | 8    | 0  |
| TEAM        | 93  | 1137 | 12.2 | 48   | 7  |
| OPPONENTS   | 71  | 795  | 11.2 | 39   | 4  |

| * INTERCEPTIONS | No. | Yds | Avg  | Long | TD |
|-----------------|-----|-----|------|------|----|
| Rowe            | 1   | 37  | 37.0 | 37   | 0  |
| Harmon          | 1   | 31  | 31.0 | 31   | 0  |
| Ryan            | 1   | 23  | 23.0 | 23   | 0  |
| McCourty        | 1   | 4   | 4.0  | 4    | 0  |
| TEAM            | 4   | 95  | 23.8 | 37   | 0  |
| OPPONENTS       | 3   | 95  | 31.7 | 82t  | 1  |

| * PUNTING | No. | Yds | Avg  | Net  | TB | In | Lg | B |
|-----------|-----|-----|------|------|----|----|----|---|
| Allen     | 12  | 503 | 41.9 | 38.3 | 0  | 7  | 58 | 0 |
| TEAM      | 12  | 503 | 41.9 | 38.3 | 0  | 7  | 58 | 0 |
| OPPONENTS | 18  | 777 | 43.2 | 37.3 | 2  | 9  | 63 | 0 |

| * PUNT RETURNS | Ret | FC | Yds | Avg  | Long | TD |
|----------------|-----|----|-----|------|------|----|
| Edelman        | 7   | 7  | 66  | 9.4  | 26   | 0  |
| Chung          | 1   | 0  | -1  | -1.0 | -1   | 0  |
| TEAM           | 8   | 7  | 65  | 8.1  | 26   | 0  |
| OPPONENTS      | 4   | 5  | 44  | 11.0 | 18   | 0  |

| * KICKOFF RETURNS                             | No.  | Yds   | Avg   | Long  | TD   |
|---|------|-------|-------|-------|------|
| Lewis   | 5    | 162   | 32.4  | 98t   | 1    |
| TEAM  | 5    | 162   | 32.4  | 98t   | 1    |
| OPPONENTS                                     | 11   | 156   | 14.2  | 31    | 0    |
| * FIELD GOALS                                 | 1-19 | 20-29 | 30-39 | 40-49 | 50+  |
| Gostkowski                                    | 1/ 1 | 1/ 1  | 2/ 2  | 3/ 3  | 0/ 0 |
| TEAM  | 1/ 1 | 1/ 1  | 2/ 2  | 3/ 3  | 0/ 0 |
| OPPONENTS                                     | 0/ 0 | 2/ 2  | 1/ 1  | 1/ 1  | 0/ 0 |
| Gostkowski: (19G,43G) (31G,47G,26G) (41G,33G) |      |       |       |       |      |
| TM: (19G,43G) (31G,47G,26G) (41G,33G)         |      |       |       |       |      |
| OPP: (33G,27G,46G) (23G) ()                   |      |       |       |       |      |

| * PASSING | Att | Cmp | Yds  | Cmp% | Yds/Att | TD | TD% | Int | Int% | Long | Sack/Lost | Rating |
|-----------|-----|-----|------|------|---------|----|-----|-----|------|------|-----------|--------|
| Brady     | 142 | 93  | 1137 | 65.5 | 8.01    | 7  | 4.9 | 3   | 2.1  | 48   | 9/ 42     | 97.7   |
| Edelman   | 1   | 0   | 0    | 0.0  | 0.00    | 0  | 0.0 | 0   | 0.0  | ---  | 0/ 0      | 39.6   |
| TEAM      | 143 | 93  | 1137 | 65.0 | 7.95    | 7  | 4.9 | 3   | 2.1  | 48   | 9/ 42     | 97.0   |
| OPPONENTS | 110 | 71  | 795  | 64.5 | 7.23    | 4  | 3.6 | 4   | 3.6  | 39   | 8/ 61     | 83.0   |



# 2016 POSTSEASON DEFENSIVE STATISTICS

| PLAYER<br>Name    | TACKLES |    |    | SACKS |      |    | INTERCEPTIONS |     |    |    | FUMBLES |     |     |    | SP. TEAMS |    |   |    |    |
|-------------------|---------|----|----|-------|------|----|---------------|-----|----|----|---------|-----|-----|----|-----------|----|---|----|----|
|                   | TT      | UT | A  | S/    | Yds  | OH | Int/          | Yds | TD | PD | FF      | FR/ | Yds | TD | TT        | UT | A | FF | FR |
| Logan Ryan        | 22      | 16 | 6  | 1.0   | 5.0  | 1  | 1             | 23  | 0  | 4  | 0       | 0   | 0   | 0  | 0         | 0  | 0 | 0  | 0  |
| Trey Flowers      | 16      | 6  | 10 | 2.5   | 26.5 | 5  | 0             | 0   | 0  | 0  | 0       | 0   | 0   | 0  | 0         | 0  | 0 | 0  | 0  |
| Alan Branch       | 14      | 4  | 10 | 0.5   | 1.0  | 1  | 0             | 0   | 0  | 0  | 0       | 1   | 0   | 0  | 0         | 0  | 0 | 0  | 0  |
| Devin McCourty    | 14      | 8  | 6  | 0.0   | 0.0  | 0  | 1             | 4   | 0  | 1  | 0       | 0   | 0   | 0  | 0         | 0  | 0 | 0  | 0  |
| Patrick Chung     | 14      | 6  | 8  | 0.0   | 0.0  | 1  | 0             | 0   | 0  | 2  | 0       | 0   | 0   | 0  | 4         | 2  | 2 | 0  | 0  |
| Dont'a Hightower  | 13      | 9  | 4  | 1.0   | 11.0 | 2  | 0             | 0   | 0  | 0  | 1       | 0   | 0   | 0  | 0         | 0  | 0 | 0  | 0  |
| Malcom Brown      | 11      | 5  | 6  | 1.0   | 9.0  | 1  | 0             | 0   | 0  | 1  | 0       | 0   | 0   | 0  | 0         | 0  | 0 | 0  | 0  |
| Eric Rowe         | 11      | 9  | 2  | 0.0   | 0.0  | 0  | 1             | 37  | 0  | 3  | 0       | 0   | 0   | 0  | 0         | 0  | 0 | 0  | 0  |
| Malcolm Butler    | 11      | 9  | 2  | 0.0   | 0.0  | 0  | 0             | 0   | 0  | 0  | 0       | 0   | 0   | 0  | 0         | 0  | 0 | 0  | 0  |
| Kyle Van Noy      | 7       | 6  | 1  | 0.5   | 4.5  | 2  | 0             | 0   | 0  | 1  | 1       | 0   | 0   | 0  | 0         | 0  | 0 | 0  | 0  |
| Elandon Roberts   | 7       | 5  | 2  | 0.0   | 0.0  | 0  | 0             | 0   | 0  | 0  | 0       | 0   | 0   | 0  | 0         | 0  | 0 | 0  | 0  |
| Jabaal Sheard     | 7       | 2  | 5  | 0.5   | 1.0  | 1  | 0             | 0   | 0  | 0  | 0       | 0   | 0   | 0  | 0         | 0  | 0 | 0  | 0  |
| Rob Ninkovich     | 6       | 2  | 4  | 1.0   | 3.0  | 1  | 0             | 0   | 0  | 1  | 0       | 1   | 0   | 0  | 0         | 0  | 0 | 0  | 0  |
| Duron Harmon      | 6       | 3  | 3  | 0.0   | 0.0  | 0  | 1             | 31  | 0  | 1  | 0       | 0   | 0   | 0  | 0         | 0  | 0 | 0  | 0  |
| Vincent Valentine | 2       | 2  | 0  | 0.0   | 0.0  | 0  | 0             | 0   | 0  | 0  | 0       | 0   | 0   | 0  | 0         | 0  | 0 | 0  | 0  |
| Shea McClellin    | 2       | 2  | 0  | 0.0   | 0.0  | 1  | 0             | 0   | 0  | 0  | 0       | 0   | 0   | 0  | 0         | 0  | 0 | 0  | 0  |
| Chris Long        | 1       | 1  | 0  | 0.0   | 0.0  | 1  | 0             | 0   | 0  | 0  | 0       | 0   | 0   | 0  | 0         | 0  | 0 | 0  | 0  |
| Mathew Slater     | 0       | 0  | 0  | 0.0   | 0.0  | 0  | 0             | 0   | 0  | 0  | 0       | 0   | 0   | 0  | 2         | 1  | 1 | 0  | 0  |
| Nate Ebner        | 0       | 0  | 0  | 0.0   | 0.0  | 0  | 0             | 0   | 0  | 0  | 0       | 0   | 0   | 0  | 3         | 2  | 1 | 0  | 0  |
| Matt Lengel       | 0       | 0  | 0  | 0.0   | 0.0  | 0  | 0             | 0   | 0  | 0  | 0       | 0   | 0   | 0  | 1         | 1  | 0 | 0  | 0  |
| Jonathan Jones    | 0       | 0  | 0  | 0.0   | 0.0  | 0  | 0             | 0   | 0  | 0  | 0       | 0   | 0   | 0  | 4         | 4  | 0 | 0  | 0  |
| Barkevious Mingo  | 0       | 0  | 0  | 0.0   | 0.0  | 0  | 0             | 0   | 0  | 0  | 0       | 0   | 0   | 0  | 2         | 2  | 0 | 0  | 0  |
| Brandon King      | 0       | 0  | 0  | 0.0   | 0.0  | 0  | 0             | 0   | 0  | 0  | 0       | 0   | 0   | 0  | 1         | 0  | 1 | 0  | 0  |
| Brandon Bolden    | 0       | 0  | 0  | 0.0   | 0.0  | 0  | 0             | 0   | 0  | 0  | 0       | 0   | 0   | 0  | 2         | 1  | 1 | 0  | 0  |
|                   | 164     | 95 | 69 | 8.0   | 61.0 | 17 | 4             | 95  | 0  | 14 | 2       | 2   | 0   | 0  | 19        | 13 | 6 | 0  | 0  |

| Fumbles-Lost (3-2)    |          |          |          |          |
|-----------------------|----------|----------|----------|----------|
| No.                   | Lost     | Rec      | O.B.     |          |
| LeGarrette Blount     | 1        | 1        | 0        | 0        |
| Dion Lewis            | 2        | 1        | 0        | 0        |
| Joe Thuney            | 0        | 0        | 1        | 0        |
| <b>TOTALS</b>         | <b>3</b> | <b>2</b> | <b>1</b> | <b>0</b> |
|                       |          |          |          |          |
| MISC. OFFENSIVE STATS |          |          |          |          |
| Tkl                   | Ast      | FF       | FR       |          |
| Martellus Bennett     | 1        | 0        | 0        | 0        |
| Julian Edelman        | 2        | 0        | 0        | 0        |
| Joe Thuney            | 1        | 0        | 0        | 0        |
| <b>TOTALS</b>         | <b>4</b> | <b>0</b> | <b>0</b> | <b>0</b> |

|                       |                                      |
|-----------------------|--------------------------------------|
| TT-Total Tackles      | Int/Yds-Interceptions/Yards Returned |
| UT-Unassisted Tackles | PD-Passes Defensed                   |
| <b>TOTALS</b>         |                                      |



X - inactive / CAPS - starters / sub - played / dnp - did not play / PS - Practice Squad

**KEY:**

**Not on active roster**



# NEW ENGLAND PATRIOTS 2016 STATS PACK

## GAME-BY-GAME STARTERS

| 2016 OFFENSIVE STARTERS BY GAME |               |             |              |                 |                   |              |              |                 |                 |              |           |                  |
|---------------------------------|---------------|-------------|--------------|-----------------|-------------------|--------------|--------------|-----------------|-----------------|--------------|-----------|------------------|
| Date                            | Opponent      | WR          | LT           | LG              | C                 | RG           | RT           | TE              | WR              | QB           | RB        | TE               |
| 09/11 at                        | Arizona       | C. Hogan    | C. Fleming   | J. Thuney       | D. Andrews        | T. Karras    | M. Cannon    | M. Bennett      | J. Edelman      | J. Garoppolo | L. Blount | M. Mitchell (WR) |
| 09/18                           | Miami         | C. Hogan    | N. Solder    | J. Thuney       | D. Andrews        | S. Mason     | M. Cannon    | M. Bennett      | J. Edelman      | J. Garoppolo | L. Blount | C. Fleming       |
| 09/22                           | Houston       | C. Hogan    | N. Solder    | J. Thuney       | D. Andrews        | S. Mason     | M. Cannon    | M. Bennett      | J. Edelman      | J. Brissett  | L. Blount | C. Fleming       |
| 10/02                           | Buffalo       | C. Hogan    | N. Solder    | J. Thuney       | D. Andrews        | S. Mason     | M. Cannon    | M. Bennett      | J. Edelman      | J. Brissett  | L. Blount | D. Amendola (WR) |
| 10/09 at                        | Cleveland     | C. Hogan    | N. Solder    | J. Thuney       | D. Andrews        | S. Mason     | C. Fleming   | R. Gronkowski   | J. Edelman      | T. Brady     | L. Blount | M. Mitchell (WR) |
| 10/16                           | Cincinnati    | C. Hogan    | N. Solder    | J. Thuney       | D. Andrews        | S. Mason     | M. Cannon    | R. Gronkowski   | J. Edelman      | T. Brady     | L. Blount | M. Bennett       |
| 10/23 at                        | Pittsburgh    | C. Hogan    | N. Solder    | J. Thuney       | D. Andrews        | S. Mason     | M. Cannon    | R. Gronkowski   | J. Edelman      | T. Brady     | L. Blount | M. Bennett       |
| 10/30 at                        | Buffalo       | C. Hogan    | N. Solder    | J. Thuney       | D. Andrews        | S. Mason     | M. Cannon    | R. Gronkowski   | J. Edelman      | T. Brady     | J. White  | M. Bennett       |
| 11/13                           | Seattle       | C. Hogan    | N. Solder    | J. Thuney       | D. Andrews        | S. Mason     | M. Cannon    | R. Gronkowski   | J. Edelman      | T. Brady     | J. White  | D. Amendola (WR) |
| 11/20 at                        | San Francisco | M. Mitchell | N. Solder    | J. Thuney       | D. Andrews        | S. Mason     | M. Cannon    | M. Bennett      | J. Edelman      | T. Brady     | D. Lewis  | J. Develin (FB)  |
| 11/27 at                        | N.Y. Jets     | C. Hogan    | N. Solder    | J. Thuney       | D. Andrews        | S. Mason     | M. Cannon    | R. Gronkowski   | J. Edelman      | T. Brady     | J. White  | D. Amendola (WR) |
| 12/04                           | Los Angeles   | M. Mitchell | N. Solder    | J. Thuney       | D. Andrews        | S. Mason     | M. Cannon    | D. Lewis (RB)   | J. Edelman      | T. Brady     | J. White  | D. Amendola (WR) |
| 12/12                           | Baltimore     | C. Hogan    | N. Solder    | J. Thuney       | D. Andrews        | S. Mason     | M. Cannon    | M. Bennett      | C. Fleming (TE) | T. Brady     | L. Blount | J. Develin (FB)  |
| 12/18 at                        | Denver        | C. Hogan    | N. Solder    | J. Thuney       | D. Andrews        | S. Mason     | M. Cannon    | M. Bennett      | M. Mitchell     | T. Brady     | D. Lewis  | J. Develin (FB)  |
| 12/24                           | N.Y. Jets     | C. Hogan    | N. Solder    | J. Thuney       | D. Andrews        | S. Mason     | M. Cannon    | M. Bennett      | M. Mitchell     | T. Brady     | D. Lewis  | J. Develin (FB)  |
| 01/01 at                        | Miami         | C. Hogan    | N. Solder    | J. Thuney       | D. Andrews        | S. Mason     | M. Cannon    | M. Bennett      | J. Edelman      | T. Brady     | D. Lewis  | M. Floyd (WR)    |
| 01/14                           | Houston       | C. Hogan    | N. Solder    | J. Thuney       | D. Andrews        | S. Mason     | M. Cannon    | M. Bennett      | J. Edelman      | T. Brady     | D. Lewis  | M. Floyd (WR)    |
| 01/22                           | Pittsburgh    | C. Hogan    | N. Solder    | J. Thuney       | D. Andrews        | S. Mason     | M. Cannon    | M. Bennett      | J. Edelman      | T. Brady     | L. Blount | M. Mitchell (WR) |
| 02/05                           | Atlanta       | C. Hogan    | N. Solder    | J. Thuney       | D. Andrews        | S. Mason     | M. Cannon    | M. Bennett      | J. Edelman      | T. Brady     | D. Lewis  | M. Mitchell (WR) |
| 2016 DEFENSIVE STARTERS BY GAME |               |             |              |                 |                   |              |              |                 |                 |              |           |                  |
| Date                            | Opponent      | LE          | DT           | DT              | RE                | LB           | LB           | LB              | LCB             | RCB          | S         | S                |
| 09/11 at                        | Arizona       | C. Long     | A. Branch    | M. Brown        | J. Sheard         | J. Collins   | D. Hightower | J. Freeny       | M. Butler       | L. Ryan      | P. Chung  | D. McCourty      |
| 09/18                           | Miami         | C. Long     | A. Branch    | M. Brown        | J. Sheard         | J. Collins   | J. Freeny    | J. Coleman (DB) | M. Butler       | L. Ryan      | P. Chung  | D. McCourty      |
| 09/22                           | Houston       | C. Long     | A. Branch    | M. Brown        | J. Sheard         | J. Collins   | J. Freeny    | D. Harmon (DB)  | M. Butler       | L. Ryan      | P. Chung  | D. McCourty      |
| 10/02                           | Buffalo       | C. Long     | A. Branch    | M. Brown        | J. Sheard         | J. Collins   | D. Hightower | J. Freeny       | M. Butler       | L. Ryan      | P. Chung  | D. McCourty      |
| 10/09 at                        | Cleveland     | A. Branch   | W. Hamilton  | M. Brown        | J. Sheard         | J. Collins   | D. Hightower | R. Ninkovich    | M. Butler       | L. Ryan      | P. Chung  | D. McCourty      |
| 10/16                           | Cincinnati    | C. Long     | A. Branch    | M. Brown        | J. Sheard         | D. Hightower | E. Roberts   | D. Harmon (DB)  | M. Butler       | L. Ryan      | P. Chung  | D. McCourty      |
| 10/23 at                        | Pittsburgh    | C. Long     | A. Branch    | A. Johnson      | J. Sheard         | J. Collins   | D. Hightower | R. Ninkovich    | M. Butler       | E. Rowe      | P. Chung  | D. McCourty      |
| 10/30 at                        | Buffalo       | C. Long     | A. Branch    | M. Brown        | J. Sheard         | D. Hightower | E. Roberts   | R. Ninkovich    | M. Butler       | E. Rowe      | P. Chung  | D. McCourty      |
| 11/13                           | Seattle       | A. Branch   | M. Brown     | T. Flowers (RE) | D. Hightower (LB) | R. Ninkovich | E. Roberts   | D. Harmon (DB)  | M. Butler       | L. Ryan      | P. Chung  | D. McCourty      |
| 11/20 at                        | San Francisco | A. Branch   | M. Brown     | T. Flowers (RE) | D. Hightower (LB) | R. Ninkovich | S. McClellin | E. Rowe (DB)    | M. Butler       | L. Ryan      | P. Chung  | D. McCourty      |
| 11/27 at                        | N.Y. Jets     | T. Flowers  | A. Branch    | M. Brown (RE)   | D. Hightower (LB) | R. Ninkovich | K. Van Noy   | E. Rowe (DB)    | M. Butler       | L. Ryan      | P. Chung  | D. McCourty      |
| 12/04                           | Los Angeles   | A. Branch   | M. Brown     | T. Flowers (RE) | D. Hightower (LB) | R. Ninkovich | S. McClellin | E. Rowe (DB)    | M. Butler       | L. Ryan      | P. Chung  | D. McCourty      |
| 12/12                           | Baltimore     | A. Branch   | M. Brown     | T. Flowers (RE) | D. Hightower (LB) | R. Ninkovich | S. McClellin | C. Jones (DB)   | M. Butler       | L. Ryan      | P. Chung  | D. McCourty      |
| 12/18 at                        | Denver        | A. Branch   | M. Brown     | T. Flowers (RE) | D. Hightower (LB) | R. Ninkovich | E. Roberts   | J. Jones (DB)   | M. Butler       | L. Ryan      | P. Chung  | D. McCourty      |
| 12/24                           | N.Y. Jets     | A. Branch   | V. Valentine | T. Flowers (RE) | S. McClellin (LB) | K. Van Noy   | R. Ninkovich | D. Harmon (DB)  | M. Butler       | E. Rowe      | P. Chung  | D. McCourty      |
| 01/01 at                        | Miami         | A. Branch   | V. Valentine | T. Flowers (RE) | D. Hightower (LB) | R. Ninkovich | E. Roberts   | E. Rowe (DB)    | M. Butler       | L. Ryan      | P. Chung  | D. McCourty      |
| 01/14                           | Houston       | A. Branch   | M. Brown     | T. Flowers (RE) | D. Hightower (LB) | R. Ninkovich | E. Roberts   | D. Harmon (DB)  | M. Butler       | L. Ryan      | P. Chung  | D. McCourty      |
| 01/22                           | Pittsburgh    | A. Branch   | M. Brown     | T. Flowers (RE) | D. Hightower (LB) | R. Ninkovich | E. Roberts   | D. Harmon (DB)  | M. Butler       | L. Ryan      | P. Chung  | D. McCourty      |
| 02/05                           | Atlanta       | A. Branch   | M. Brown     | T. Flowers (RE) | D. Hightower (LB) | R. Ninkovich | S. McClellin | D. Harmon (DB)  | M. Butler       | L. Ryan      | P. Chung  | D. McCourty      |





# 2016 NEW ENGLAND PATRIOTS ROSTER

AS OF FEBRUARY 5, 2017

## ALPHABETICAL ROSTER

| #  | NAME                | POS | HT   | WT  | BORN       | YR | COLLEGE              | H.S. HOMETOWN            |
|----|---------------------|-----|------|-----|------------|----|----------------------|--------------------------|
| 6  | Allen, Ryan         | P   | 6-2  | 220 | 2/28/1990  | 4  | Louisiana Tech       | Salem, Ore.              |
| 80 | Amendola, Danny     | WR  | 5-11 | 190 | 11/2/1985  | 8  | Texas Tech           | The Woodlands, Texas     |
| 60 | Andrews, David      | C   | 6-3  | 295 | 7/10/1992  | 2  | Georgia              | Johns Creek, Ga.         |
| 88 | Bennett, Martellus  | TE  | 6-6  | 275 | 3/10/1987  | 9  | Texas A&M            | Taylor, Texas            |
| 29 | Blount, LeGarrette  | RB  | 6-0  | 250 | 12/5/1986  | 7  | Oregon               | Perry, Fla.              |
| 38 | Bolden, Brandon     | RB  | 5-11 | 220 | 1/26/1990  | 5  | Mississippi          | Baton Rouge, La.         |
| 12 | Brady, Tom          | QB  | 6-4  | 225 | 8/3/1977   | 17 | Michigan             | San Mateo, Calif.        |
| 97 | Branch, Alan        | DL  | 6-6  | 350 | 12/29/1984 | 10 | Michigan             | Rio Ranch, N.M.          |
| 7  | Brissett, Jacoby    | QB  | 6-4  | 235 | 12/11/1993 | R  | North Carolina State | West Palm Beach, Fla.    |
| 90 | Brown, Malcom       | DL  | 6-2  | 320 | 2/2/1994   | 2  | Texas                | Brenham, Texas           |
| 21 | Butler, Malcolm     | CB  | 5-11 | 190 | 3/2/1990   | 3  | West Alabama         | Vicksburg, Miss.         |
| 61 | Cannon, Marcus      | OL  | 6-5  | 335 | 5/6/1988   | 6  | Texas Christian      | Odessa, Texas            |
| 49 | Cardona, Joe        | LS  | 6-3  | 245 | 4/16/1992  | 2  | Navy                 | El Cajon, Calif.         |
| 23 | Chung, Patrick      | S   | 5-11 | 215 | 8/19/1987  | 8  | Oregon               | Rancho Cucamonga, Calif. |
| 22 | Coleman, Justin     | DB  | 5-11 | 190 | 3/27/1993  | 2  | Tennessee            | Brunswick, Ga.           |
| 46 | Develin, James      | FB  | 6-3  | 255 | 7/23/1988  | 4  | Brown                | Gilbertsville, Pa.       |
| 43 | Ebner, Nate         | DB  | 6-0  | 220 | 12/14/1988 | 5  | Ohio State           | Dublin, Ohio             |
| 11 | Edelman, Julian     | WR  | 5-10 | 200 | 5/22/1986  | 8  | Kent State           | Redwood City, Calif.     |
| 71 | Fleming, Cameron    | OL  | 6-6  | 320 | 9/3/1992   | 3  | Stanford             | Houston, Texas           |
| 98 | Flowers, Trey       | DL  | 6-2  | 265 | 8/16/1993  | 2  | Arkansas             | Huntsville, Al.          |
| 14 | Floyd, Michael      | WR  | 6-2  | 220 | 11/27/1989 | 5  | Notre Dame           | St. Paul, Minn.          |
| 27 | Foster, D.J.        | RB  | 6-0  | 195 | 11/22/1993 | R  | Arizona State        | Scottsdale, Ariz.        |
| 10 | Garoppolo, Jimmy    | QB  | 6-2  | 225 | 11/2/1991  | 3  | Eastern Illinois     | Arlington, Ill.          |
| 3  | Gostkowski, Stephen | K   | 6-1  | 215 | 1/28/1984  | 11 | Memphis              | Madison, Miss.           |
| 92 | Grissom, Geneo      | DL  | 6-4  | 265 | 6/4/1992   | 2  | Oklahoma             | Hutchinson, Kan.         |
| 30 | Harmon, Duron       | DB  | 6-1  | 205 | 1/24/1991  | 4  | Rutgers              | Magnolia, Del.           |
| 54 | Hightower, Dont'a   | LB  | 6-3  | 265 | 3/12/1990  | 5  | Alabama              | Lewisburg, Tenn.         |
| 15 | Hogan, Chris        | WR  | 6-1  | 210 | 10/24/1988 | 4  | Monmouth             | Wykoff, N.J.             |
| 24 | Jones, Cyrus        | CB  | 5-10 | 200 | 11/29/1993 | R  | Alabama              | Baltimore, Md.           |
| 31 | Jones, Jonathan     | DB  | 5-10 | 190 | 9/20/1993  | R  | Auburn               | Carrollton, Ga.          |
| 75 | Karras, Ted         | G   | 6-4  | 305 | 3/15/1993  | R  | Illinois             | Indianapolis, Ind.       |
| 36 | King, Brandon       | DB  | 6-2  | 220 | 6/8/1993   | 2  | Auburn               | Alabaster, Ala.          |
| 82 | Lengel, Matt        | TE  | 6-7  | 266 | 12/27/1990 | 1  | Eastern Kentucky     | Mechanicsburg, Pa.       |
| 33 | Lewis, Dion         | RB  | 5-8  | 195 | 9/27/1990  | 5  | Pittsburgh           | Blairtown, N.J.          |
| 95 | Long, Chris         | DE  | 6-3  | 270 | 3/28/1985  | 9  | Virginia             | Charlottesville, Va.     |
| 69 | Mason, Shaq         | OL  | 6-1  | 310 | 8/28/1993  | 2  | Georgia Tech         | Columbia, Tenn.          |
| 58 | McClellin, Shea     | LB  | 6-3  | 250 | 8/1/1989   | 5  | Boise State          | Marsing, Idaho           |
| 32 | McCourty, Devin     | DB  | 5-10 | 195 | 8/13/1987  | 7  | Rutgers              | Montvale, N.J.           |
| 51 | Mingo, Barkevious   | LB  | 6-4  | 240 | 10/4/1990  | 4  | LSU                  | West Monroe, La.         |
| 19 | Mitchell, Malcolm   | WR  | 6-1  | 200 | 7/20/1993  | R  | Georgia              | Valdosta, Ga.            |
| 50 | Ninkovich, Rob      | LB  | 6-2  | 260 | 2/1/1984   | 11 | Purdue               | Blue Island, Ill.        |
| 37 | Richards, Jordan    | DB  | 5-11 | 210 | 1/21/1993  | 2  | Stanford             | Folsom, Calif.           |
| 52 | Roberts, Elandon    | LB  | 6-0  | 235 | 4/22/1994  | R  | Houston              | Port Arthur, Texas       |
| 25 | Rowe, Eric          | DB  | 6-1  | 205 | 10/3/1992  | 2  | Utah                 | Klein, Texas             |
| 26 | Ryan, Logan         | CB  | 5-11 | 195 | 2/9/1991   | 4  | Rutgers              | Voorhees, N.J.           |
| 93 | Sheard, Jabaal      | DL  | 6-3  | 265 | 5/10/1989  | 6  | Pittsburgh           | Hollywood, Fla.          |
| 18 | Slater, Matthew     | WR  | 6-0  | 205 | 9/9/1985   | 9  | UCLA                 | Anaheim, Calif.          |
| 77 | Solder, Nate        | T   | 6-8  | 325 | 4/12/1988  | 6  | Colorado             | Buena Vista, Colo.       |
| 62 | Thuney, Joe         | OL  | 6-5  | 305 | 11/18/1992 | R  | North Carolina State | Centerville, Ohio        |
| 99 | Valentine, Vincent  | DT  | 6-3  | 320 | 2/23/1994  | R  | Nebraska             | Edwardsville, Ill.       |
| 53 | Van Noy, Kyle       | LB  | 6-3  | 243 | 3/26/1991  | 3  | Brigham Young        | Reno, Nev.               |
| 68 | Waddle, LaAdrian    | OL  | 6-6  | 315 | 7/21/1991  | 4  | Texas Tech           | Columbus, Texas          |
| 28 | White, James        | RB  | 5-10 | 205 | 2/3/1992   | 3  | Wisconsin            | Ft. Lauderdale, Fla.     |

## NUMERICAL ROSTER

| #  | NAME               | POS |
|----|--------------------|-----|
| 3  | Stephen Gostkowski | K   |
| 6  | Ryan Allen         | P   |
| 7  | Jacoby Brissett    | QB  |
| 10 | Jimmy Garoppolo    | QB  |
| 11 | Julian Edelman     | WR  |
| 12 | Tom Brady          | QB  |
| 14 | Michael Floyd      | WR  |
| 15 | Chris Hogan        | WR  |
| 18 | Matthew Slater     | WR  |
| 19 | Malcolm Mitchell   | WR  |
| 21 | Malcolm Butler     | CB  |
| 22 | Justin Coleman     | DB  |
| 23 | Patrick Chung      | S   |
| 24 | Cyrus Jones        | CB  |
| 25 | Eric Rowe          | DB  |
| 26 | Logan Ryan         | CB  |
| 27 | D.J. Foster        | RB  |
| 28 | James White        | RB  |
| 29 | LeGarrette Blount  | RB  |
| 30 | Duron Harmon       | DB  |
| 31 | Jonathan Jones     | DB  |
| 32 | Devin McCourty     | DB  |
| 33 | Dion Lewis         | RB  |
| 36 | Brandon King       | DB  |
| 37 | Jordan Richards    | DB  |
| 38 | Brandon Bolden     | RB  |
| 43 | Nate Ebner         | DB  |
| 46 | James Develin      | FB  |
| 49 | Joe Cardona        | LS  |
| 50 | Rob Ninkovich      | LB  |
| 51 | Barkevious Mingo   | LB  |
| 52 | Elandon Roberts    | LB  |
| 53 | Kyle Van Noy       | LB  |
| 54 | Dont'a Hightower   | LB  |
| 58 | Shea McClellin     | LB  |
| 60 | David Andrews      | C   |
| 61 | Marcus Cannon      | OL  |
| 62 | Joe Thuney         | OL  |
| 68 | LaAdrian Waddle    | OL  |
| 69 | Shaq Mason         | OL  |
| 71 | Cameron Fleming    | OL  |
| 75 | Ted Karras         | G   |
| 77 | Nate Solder        | T   |
| 80 | Danny Amendola     | WR  |
| 82 | Matt Lengel        | TE  |
| 88 | Martellus Bennett  | TE  |
| 90 | Malcom Brown       | DL  |
| 92 | Geneo Grissom      | DL  |
| 93 | Jabaal Sheard      | DL  |
| 95 | Chris Long         | DE  |
| 97 | Alan Branch        | DL  |
| 98 | Trey Flowers       | DL  |
| 99 | Vincent Valentine  | DT  |

## PRACTICE SQUAD

| #  | NAME              | POS | HT  | WT  | BORN       | YR | COLLEGE       | H.S. HOMETOWN       |
|----|-------------------|-----|-----|-----|------------|----|---------------|---------------------|
| 64 | Barker, Chris     | OL  | 6-2 | 275 | 8/3/1990   | 2  | Nevada        | Etiwanda, Calif.    |
| 44 | Bates, Trevor     | LB  | 6-2 | 247 | 8/28/1993  | R  | Maine         | Westbrook, Maine    |
| 65 | Douglas, Jamil    | OL  | 6-4 | 308 | 2/28/1992  | 2  | Arizona State | Cypress, Calif.     |
| 66 | Farris, Chase     | OL  | 6-4 | 295 | 4/8/1993   | R  | Ohio State    | Elyria, Ohio        |
| 35 | Gaffney, Tyler    | RB  | 6-0 | 220 | 4/20/1991  | 3  | Stanford      | San Diego, Calif.   |
| 47 | Gronkowski, Glenn | FB  | 6-3 | 234 | 3/25/1993  | R  | Kansas State  | Williamsville, N.Y. |
| 74 | Hamilton, Woodrow | DL  | 6-3 | 315 | 12/20/1992 | R  | Mississippi   | Raleigh, Miss.      |
| 96 | Kilgo, Darius     | DL  | 6-3 | 319 | 12/14/1991 | 2  | Maryland      | Matthews, N.C.      |
| 16 | Lucien, Devin     | WR  | 6-2 | 200 | 6/26/1993  | R  | Arizona State | Encino, Calif.      |
| 17 | White, DeAndrew   | WR  | 6-0 | 192 | 10/16/1991 | 2  | Alabama       | Houston, Texas      |

## PRACTICE SQUAD

| #  | NAME             | POS |
|----|------------------|-----|
| 16 | Devin Lucien     | WR  |
| 17 | DeAndrew White   | WR  |
| 35 | Tyler Gaffney    | RB  |
| 44 | Trevor Bates     | LB  |
| 47 | Glenn Gronkowski | FB  |
| 64 | Chris Barker     | OL  |
| 65 | Jamil Douglas    | OL  |
| 66 | Chase Farris     | OL  |
| 74 | Woodrow Hamilton | DL  |
| 96 | Darius Kilgo     | DL  |

## RESERVE/P.U.P

| #  | NAME               | POS | HT  | WT  | BORN       | YR | COLLEGE       | H.S. HOMETOWN   |
|----|--------------------|-----|-----|-----|------------|----|---------------|-----------------|
| 63 | Jackson, Tre'      | G   | 6-4 | 320 | 12/14/1992 | 2  | Florida State | Jesup, Ga.      |
| 76 | Vollmer, Sebastian | T   | 6-8 | 320 | 7/10/1984  | 8  | Houston       | Kaarst, Germany |

## RESERVE/P.U.P.

| #  | NAME              | POS |
|----|-------------------|-----|
| 63 | Tre' Jackson      | G   |
| 76 | Sebastian Vollmer | T   |

## RESERVE/INJURED LIST

| #  | NAME             | POS | HT  | WT  | BORN      | YR | COLLEGE    | H.S. HOMETOWN       |
|----|------------------|-----|-----|-----|-----------|----|------------|---------------------|
| 55 | Freemy, Jonathan | LB  | 6-2 | 255 | 6/15/1989 | 5  | Rutgers    | Coconut Creek, Fla. |
| 87 | Gronkowski, Rob  | TE  | 6-6 | 265 | 5/14/1989 | 7  | Arizona    | Pittsburgh, Pa.     |
| 83 | Scruggs, Greg    | TE  | 6-3 | 277 | 8/17/1990 | 5  | Louisville | Cincinnati, Ohio    |

## RESERVE/INJURED LIST

| #  | NAME            | POS |
|----|-----------------|-----|
| 55 | Jonathan Freemy | LB  |
| 83 | Greg Scruggs    | TE  |
| 87 | Rob Gronkowski  | TE  |

## HEAD COACH: BILL BELICHICK

**ASSISTANTS:** Steve Belichick, Safeties; Josh Boyer, Cornerbacks; Moses Cabrera, Head Strength and Conditioning; Brian Daboll, Tight Ends; Brendan Daly, Defensive Line; Ivan Fears, Running Backs; Brian Flores, Linebackers; James Hardy, Assistant Strength and Conditioning; Joe Judge, Special Teams; Josh McDaniels, Offensive Coordinator/Quarterbacks; Chad O'Shea, Wide Receivers; Matt Patricia, Defensive Coordinator; Dante Scarnecchia, Offensive Line; Jerry Schuplinski, Assistant Quarterbacks; Ray Ventrone, Asst. Special Teams.





# 2016 NUMERICAL ROSTER

February 5, 2017

| #  | NAME               | POS | HT   | WT  | AGE | YR | COLLEGE              | HOW ACQ.     |
|----|--------------------|-----|------|-----|-----|----|----------------------|--------------|
| 3  | Stephen Gostkowski | K   | 6-1  | 215 | 33  | 11 | Memphis              | D4b-06       |
| 6  | Ryan Allen         | P   | 6-2  | 220 | 26  | 4  | Louisiana Tech       | FA-13        |
| 7  | Jacoby Brissett    | QB  | 6-4  | 235 | 23  | R  | North Carolina State | D3b-16       |
| 10 | Jimmy Garoppolo    | QB  | 6-2  | 225 | 25  | 3  | Eastern Illinois     | D2-14        |
| 11 | Julian Edelman     | WR  | 5-10 | 200 | 30  | 8  | Kent State           | D7a-09       |
| 12 | Tom Brady          | QB  | 6-4  | 225 | 39  | 17 | Michigan             | D6b-00       |
| 14 | Michael Floyd      | WR  | 6-2  | 220 | 27  | 5  | Notre Dame           | CW (ARI)-16  |
| 15 | Chris Hogan        | WR  | 6-1  | 210 | 28  | 4  | Monmouth             | RFA (BUF)-16 |
| 18 | Matthew Slater     | WR  | 6-0  | 205 | 31  | 9  | UCLA                 | D5-08        |
| 19 | Malcolm Mitchell   | WR  | 6-1  | 200 | 23  | R  | Georgia              | D4-16        |
| 21 | Malcolm Butler     | CB  | 5-11 | 190 | 26  | 3  | West Alabama         | FA-14        |
| 22 | Justin Coleman     | DB  | 5-11 | 190 | 23  | 2  | Tennessee            | FA-15        |
| 23 | Patrick Chung      | S   | 5-11 | 215 | 29  | 8  | Oregon               | FA-13        |
| 24 | Cyrus Jones        | CB  | 5-10 | 200 | 23  | R  | Alabama              | D2-16        |
| 25 | Eric Rowe          | DB  | 6-1  | 205 | 24  | 2  | Utah                 | TR (PHI)-16  |
| 26 | Logan Ryan         | CB  | 5-11 | 195 | 26  | 4  | Rutgers              | D3a-13       |
| 27 | D.J. Foster        | RB  | 6-0  | 195 | 23  | R  | Arizona State        | FA-16        |
| 28 | James White        | RB  | 5-10 | 205 | 25  | 3  | Wisconsin            | D4b-14       |
| 29 | LeGarrette Blount  | RB  | 6-0  | 250 | 30  | 7  | Oregon               | FA-14        |
| 30 | Duron Harmon       | DB  | 6-1  | 205 | 26  | 4  | Rutgers              | D3b-13       |
| 31 | Jonathan Jones     | DB  | 5-10 | 190 | 23  | R  | Auburn               | FA-16        |
| 32 | Devin McCourty     | DB  | 5-10 | 195 | 29  | 7  | Rutgers              | D1-10        |
| 33 | Dion Lewis         | RB  | 5-8  | 195 | 26  | 5  | Pittsburgh           | FA-15        |
| 36 | Brandon King       | DB  | 6-2  | 220 | 23  | 2  | Auburn               | FA-15        |
| 37 | Jordan Richards    | DB  | 5-11 | 210 | 24  | 2  | Stanford             | D2-15        |
| 38 | Brandon Bolden     | RB  | 5-11 | 220 | 27  | 5  | Mississippi          | FA-12        |
| 43 | Nate Ebner         | DB  | 6-0  | 220 | 28  | 5  | Ohio State           | D6-12        |
| 46 | James Develin      | FB  | 6-3  | 255 | 28  | 4  | Brown                | FA-12        |
| 49 | Joe Cardona        | LS  | 6-3  | 245 | 24  | 2  | Navy                 | D5-15        |
| 50 | Rob Ninkovich      | LB  | 6-2  | 260 | 33  | 11 | Purdue               | FA-09        |
| 51 | Barkevious Mingo   | LB  | 6-4  | 240 | 26  | 4  | Louisiana State      | TR (CLE)-16  |
| 52 | Elandon Roberts    | LB  | 6-0  | 235 | 22  | R  | Houston              | D6b-16       |
| 53 | Kyle Van Noy       | LB  | 6-3  | 243 | 25  | 3  | Brigham Young        | TR (DET)-16  |
| 54 | Dont'a Hightower   | LB  | 6-3  | 265 | 26  | 5  | Alabama              | D1b-12       |
| 58 | Shea McClellin     | LB  | 6-3  | 250 | 27  | 5  | Boise State          | UFA (CHI)-16 |
| 60 | David Andrews      | C   | 6-3  | 295 | 24  | 2  | Georgia              | FA-15        |
| 61 | Marcus Cannon      | OL  | 6-5  | 335 | 28  | 6  | Texas Christian      | D5a-11       |
| 62 | Joe Thuney         | OL  | 6-5  | 305 | 24  | R  | North Carolina State | D3a-16       |
| 68 | LaAdrian Waddle    | OL  | 6-6  | 315 | 25  | 4  | Texas Tech           | CW (DET)-15  |
| 69 | Shaq Mason         | OL  | 6-1  | 310 | 23  | 2  | Georgia Tech         | D4c-15       |
| 71 | Cameron Fleming    | OL  | 6-6  | 320 | 24  | 3  | Stanford             | D4c-14       |
| 75 | Ted Karras         | G   | 6-4  | 305 | 23  | R  | Illinois             | D6c-16       |
| 77 | Nate Solder        | T   | 6-8  | 325 | 28  | 6  | Colorado             | D1-11        |
| 80 | Danny Amendola     | WR  | 5-11 | 190 | 31  | 8  | Texas Tech           | UFA (STL)-13 |
| 82 | Matt Lengel        | TE  | 6-7  | 266 | 26  | 1  | Eastern Kentucky     | FA-16        |
| 88 | Martellus Bennett  | TE  | 6-6  | 275 | 29  | 9  | Texas A&M            | TR (CHI)-16  |
| 90 | Malcom Brown       | DL  | 6-2  | 320 | 23  | 2  | Texas                | D1-15        |
| 92 | Geneo Grissom      | DL  | 6-4  | 265 | 24  | 2  | Oklahoma             | D3-15        |
| 93 | Jabaal Sheard      | DL  | 6-3  | 265 | 27  | 6  | Pittsburgh           | UFA (CLE)-15 |
| 95 | Chris Long         | DE  | 6-3  | 270 | 31  | 9  | Virginia             | FA-16        |
| 97 | Alan Branch        | DL  | 6-6  | 350 | 32  | 10 | Michigan             | FA-14        |
| 98 | Trey Flowers       | DL  | 6-2  | 265 | 23  | 2  | Arkansas             | D4a-15       |
| 99 | Vincent Valentine  | DT  | 6-3  | 320 | 22  | R  | Nebraska             | D3c-16       |

## PRACTICE SQUAD

| #  | NAME             | POS | HT  | WT  | AGE | YR | COLLEGE       | HOW ACQ.    |
|----|------------------|-----|-----|-----|-----|----|---------------|-------------|
| 16 | Devin Lucien     | WR  | 6-2 | 200 | 23  | R  | Arizona State | D7-16       |
| 17 | DeAndrew White   | WR  | 6-0 | 192 | 25  | 2  | Alabama       | FA-16       |
| 35 | Tyler Gaffney    | RB  | 6-0 | 220 | 25  | 3  | Stanford      | CW (CAR)-14 |
| 44 | Trevor Bates     | LB  | 6-2 | 247 | 23  | R  | Maine         | FA-16       |
| 47 | Glenn Gronkowski | FB  | 6-3 | 235 | 23  | R  | Kansas State  | FA-16       |
| 64 | Chris Barker     | OL  | 6-2 | 275 | 26  | 2  | Nevada        | FA-16       |
| 65 | Jamil Douglas    | OL  | 6-4 | 308 | 24  | 2  | Arizona State | FA-16       |
| 66 | Chase Farris     | OL  | 6-4 | 295 | 23  | R  | Ohio State    | FA-16       |
| 74 | Woodrow Hamilton | DL  | 6-3 | 315 | 24  | R  | Mississippi   | FA-16       |
| 96 | Darius Kilgo     | DL  | 6-3 | 319 | 25  | 2  | Maryland      | CW (DEN)-16 |

## RESERVE/P.U.P.

| #  | NAME              | POS | HT  | WT  | AGE | YR | COLLEGE       | HOW ACQ. |
|----|-------------------|-----|-----|-----|-----|----|---------------|----------|
| 63 | Tre' Jackson      | G   | 6-4 | 320 | 24  | 2  | Florida State | D4b-15   |
| 76 | Sebastian Vollmer | T   | 6-8 | 320 | 32  | 8  | Houston       | D2d-09   |

## RESERVE/INJURED LIST

| #  | NAME            | POS | HT  | WT  | AGE | YR | COLLEGE    | (IR DATE)    |
|----|-----------------|-----|-----|-----|-----|----|------------|--------------|
| 55 | Jonathan Freeny | LB  | 6-2 | 255 | 27  | 5  | Rutgers    | (10/15/2016) |
| 83 | Greg Scruggs    | TE  | 6-3 | 277 | 26  | 5  | Louisville | (10/15/2016) |
| 87 | Rob Gronkowski  | TE  | 6-6 | 265 | 27  | 7  | Arizona    | (12/03/2016) |



# 2016 POSITIONAL ROSTER

February 5, 2017

| DEFENSE (25)               |                     |     |      |     |            |    |                      |                          |
|----------------------------|---------------------|-----|------|-----|------------|----|----------------------|--------------------------|
| #                          | NAME                | POS | HT   | WT  | BORN       | YR | COLLEGE              | H.S. HOMETOWN            |
| <b>DEFENSIVE LINE (7)</b>  |                     |     |      |     |            |    |                      |                          |
| 97                         | Branch, Alan        | DL  | 6-6  | 350 | 12/29/1984 | 10 | Michigan             | Rio Rancho, N.M.         |
| 90                         | Brown, Malcom       | DL  | 6-2  | 320 | 2/2/1994   | 2  | Texas                | Brenham, Texas           |
| 98                         | Flowers, Trey       | DL  | 6-2  | 265 | 8/16/1993  | 2  | Arkansas             | Huntsville, Ala.         |
| 92                         | Grissom, Geneo      | DL  | 6-4  | 265 | 6/4/1992   | 2  | Oklahoma             | Hutchinson, Kan.         |
| 95                         | Long, Chris         | DE  | 6-3  | 275 | 3/28/1985  | 9  | Virginia             | Charlottesville, Va.     |
| 93                         | Sheard, Jabaal      | DL  | 6-3  | 265 | 5/10/1989  | 6  | Pittsburgh           | Hollywood, Fla.          |
| 99                         | Valentine, Vincent  | DT  | 6-3  | 320 | 2/23/1994  | R  | Nebraska             | Edwardsville, Ill.       |
| <b>LINEBACKER (6)</b>      |                     |     |      |     |            |    |                      |                          |
| 54                         | Hightower, Dont'a   | LB  | 6-3  | 265 | 3/12/1990  | 5  | Alabama              | Lewisburg, Tenn.         |
| 58                         | McClellin, Shea     | LB  | 6-3  | 250 | 8/1/1989   | 5  | Boise State          | Marsing, Idaho           |
| 51                         | Mingo, Barkevious   | LB  | 6-4  | 240 | 10/4/1990  | 4  | Louisiana State      | West Monroe, La.         |
| 50                         | Ninkovich, Rob      | LB  | 6-2  | 260 | 2/1/1984   | 11 | Purdue               | Blue Island, Ill.        |
| 52                         | Roberts, Elandon    | LB  | 6-0  | 235 | 4/22/1994  | R  | Houston              | Port Arthur, Texas       |
| 53                         | Van Noy, Kyle       | LB  | 6-3  | 243 | 3/26/1991  | 3  | Brigham Young        | Reno, Nev.               |
| <b>DEFENSIVE BACK (12)</b> |                     |     |      |     |            |    |                      |                          |
| 21                         | Butler, Malcolm     | CB  | 5-11 | 190 | 3/2/1990   | 3  | West Alabama         | Vicksburg, Miss.         |
| 23                         | Chung, Patrick      | S   | 5-11 | 215 | 8/19/1987  | 8  | Oregon               | Rancho Cucamonga, Calif. |
| 22                         | Coleman, Justin     | DB  | 5-11 | 190 | 3/27/1993  | 2  | Tennessee            | Brunswick, Ga.           |
| 43                         | Ebner, Nate         | DB  | 6-0  | 220 | 12/14/1988 | 5  | Ohio State           | Dublin, Ohio             |
| 30                         | Harmon, Duron       | DB  | 6-1  | 205 | 1/24/1991  | 4  | Rutgers              | Magnolia, Del.           |
| 24                         | Jones, Cyrus        | CB  | 5-10 | 200 | 11/29/1993 | R  | Alabama              | Baltimore, Md.           |
| 31                         | Jones, Jonathan     | DB  | 5-10 | 190 | 9/20/1993  | R  | Auburn               | Carrollton, Ga.          |
| 36                         | King, Brandon       | DB  | 6-2  | 220 | 6/8/1993   | 2  | Auburn               | Alabaster, Ala.          |
| 32                         | McCourty, Devin     | DB  | 5-10 | 195 | 8/13/1987  | 7  | Rutgers              | Montvale, N.J.           |
| 37                         | Richards, Jordan    | DB  | 5-11 | 210 | 1/21/1993  | 2  | Stanford             | Folsom, Calif.           |
| 25                         | Rowe, Eric          | DB  | 6-1  | 205 | 10/3/1992  | 2  | Utah                 | Klein, Texas             |
| 26                         | Ryan, Logan         | CB  | 5-11 | 195 | 2/9/1991   | 4  | Rutgers              | Voorhees, N.J.           |
| OFFENSE (25)               |                     |     |      |     |            |    |                      |                          |
| #                          | NAME                | POS | HT   | WT  | BORN       | YR | COLLEGE              | H.S. HOMETOWN            |
| <b>OFFENSIVE LINE (8)</b>  |                     |     |      |     |            |    |                      |                          |
| 60                         | Andrews, David      | C   | 6-3  | 295 | 7/10/1992  | 2  | Georgia              | Johns Creek, Ga.         |
| 61                         | Cannon, Marcus      | OL  | 6-5  | 335 | 5/6/1988   | 6  | Texas Christian      | Odessa, Texas            |
| 71                         | Fleming, Cameron    | OL  | 6-6  | 320 | 9/3/1992   | 3  | Stanford             | Houston, Texas           |
| 75                         | Karras, Ted         | G   | 6-4  | 305 | 3/15/1993  | R  | Illinois             | Indianapolis, Ind.       |
| 69                         | Mason, Shaq         | OL  | 6-1  | 310 | 8/28/1993  | 2  | Georgia Tech         | Columbia, Tenn.          |
| 77                         | Solder, Nate        | T   | 6-8  | 325 | 4/12/1988  | 6  | Colorado             | Buena Vista, Co.         |
| 62                         | Thuney, Joe         | OL  | 6-5  | 305 | 11/18/1992 | R  | North Carolina State | Centerville, Ohio        |
| 68                         | Waddle, LaAdrian    | OL  | 6-6  | 315 | 7/21/1991  | 4  | Texas Tech           | Columbus, Texas          |
| <b>QUARTERBACK (3)</b>     |                     |     |      |     |            |    |                      |                          |
| 12                         | Brady, Tom          | QB  | 6-4  | 225 | 8/3/1977   | 17 | Michigan             | San Mateo, Calif.        |
| 7                          | Brissett, Jacoby    | QB  | 6-4  | 235 | 12/11/1993 | R  | North Carolina State | West Palm Beach, Fla.    |
| 10                         | Garoppolo, Jimmy    | QB  | 6-2  | 225 | 11/2/1991  | 3  | Eastern Illinois     | Arlington Heights, Ill.  |
| <b>WIDE RECEIVER (6)</b>   |                     |     |      |     |            |    |                      |                          |
| 80                         | Amendola, Danny     | WR  | 5-11 | 190 | 11/2/1985  | 8  | Texas Tech           | The Woodlands, Texas     |
| 11                         | Edelman, Julian     | WR  | 5-10 | 200 | 5/22/1986  | 8  | Kent State           | Redwood City, Calif.     |
| 14                         | Floyd, Michael      | WR  | 6-2  | 220 | 11/27/1989 | 5  | Notre Dame           | St. Paul, Minn.          |
| 15                         | Hogan, Chris        | WR  | 6-1  | 210 | 10/24/1988 | 4  | Monmouth             | Wykoff, N.J.             |
| 19                         | Mitchell, Malcolm   | WR  | 6-1  | 200 | 7/20/1993  | R  | Georgia              | Valdosta, Ga.            |
| 18                         | Slater, Matthew     | WR  | 6-0  | 205 | 9/9/1985   | 9  | UCLA                 | Anaheim, Calif.          |
| <b>RUNNING BACK (6)</b>    |                     |     |      |     |            |    |                      |                          |
| 29                         | Blount, LeGarrette  | RB  | 6-0  | 250 | 12/5/1986  | 7  | Oregon               | Perry, Fla.              |
| 38                         | Bolden, Brandon     | RB  | 5-11 | 220 | 1/26/1990  | 5  | Mississippi          | Baton Rouge, La.         |
| 46                         | Develin, James      | FB  | 6-3  | 255 | 7/23/1988  | 4  | Brown                | Gilbertsville, Pa.       |
| 27                         | Foster, D.J.        | RB  | 6-0  | 195 | 11/22/1993 | R  | Arizona State        | Scottsdale, Ariz.        |
| 33                         | Lewis, Dion         | RB  | 5-8  | 195 | 9/27/1990  | 5  | Pittsburgh           | Blairstown, N.J.         |
| 28                         | White, James        | RB  | 5-10 | 205 | 2/3/1992   | 3  | Wisconsin            | Ft. Lauderdale, Fla.     |
| <b>TIGHT END (2)</b>       |                     |     |      |     |            |    |                      |                          |
| 88                         | Bennett, Martellus  | TE  | 6-6  | 275 | 3/10/1987  | 9  | Texas A&M            | Taylor, Texas            |
| 82                         | Lengel, Matt        | TE  | 6-7  | 266 | 12/27/1990 | 1  | Eastern Kentucky     | Mechanicsburg, Pa.       |
| SPECIALISTS (3)            |                     |     |      |     |            |    |                      |                          |
| #                          | NAME                | POS | HT   | WT  | BORN       | YR | COLLEGE              | H.S. HOMETOWN            |
| <b>SPECIALISTS (3)</b>     |                     |     |      |     |            |    |                      |                          |
| 6                          | Allen, Ryan         | P   | 6-2  | 220 | 2/28/1990  | 4  | Louisiana Tech       | Salem, Ore.              |
| 49                         | Cardona, Joe        | LS  | 6-3  | 245 | 4/16/1992  | 2  | Navy                 | El Cajon, Calif.         |
| 3                          | Gostkowski, Stephen | K   | 6-1  | 215 | 1/28/1984  | 11 | Memphis              | Madison, Miss.           |
| RESERVE/PUP (2)            |                     |     |      |     |            |    |                      |                          |
| #                          | NAME                | POS | HT   | WT  | BORN       | YR | COLLEGE              | H.S. HOMETOWN            |
| <b>RESERVE/PUP (2)</b>     |                     |     |      |     |            |    |                      |                          |
| 63                         | Jackson, Tre'       | G   | 6-4  | 320 | 12/14/1992 | 2  | Florida State        | Jesup, Ga.               |
| 76                         | Vollmer, Sebastian  | T   | 6-8  | 320 | 7/10/1984  | 8  | Houston              | Kaerst, Germany          |
| RESERVE/INJURED (3)        |                     |     |      |     |            |    |                      |                          |
| #                          | NAME                | POS | HT   | WT  | BORN       | YR | COLLEGE              | H.S. HOMETOWN            |
| <b>RESERVE/INJURED (3)</b> |                     |     |      |     |            |    |                      |                          |
| 55                         | Freeny, Jonathan    | LB  | 6-2  | 255 | 6/15/1989  | 5  | Rutgers              | Coconut Creek, Fla.      |
| 87                         | Gronkowski, Rob     | TE  | 6-6  | 265 | 5/14/1989  | 7  | Arizona              | Pittsburgh, Pa.          |
| 83                         | Scruggs, Greg       | TE  | 6-3  | 277 | 8/17/1990  | 5  | Louisville           | Cincinnati, Ohio         |



# HOW THE PATRIOTS WERE BUILT

UPDATED: February 5, 2017

| <u>YEAR</u>  | <u>DRAFTEES (27)</u>  | <u>VETERAN FREE AGENTS (10)</u>   | <u>WAIVERS (2) /<br/>TRADES (4)</u>  | <u>ROOKIE AND FIRST-YEAR<br/>FREE AGENTS (10)</u>  |
|--|---|---|--|--|
| 2000   | Tom Brady (6b)  |   |  |  |
| 2006   | Stephen Gostkowski (4b)   |   |  |  |
| 2008   | Matthew Slater (5)  |   |  |  |
| 2009   | Julian Edelman (7a)   | Rob Ninkovich (5) (NO)  |  |  |
| 2010   | Devin McCourty (1)  |   |  |  |
| 2011   | Nate Solder (1)<br>Marcus Cannon (5a)   |   |  |  |
| 2012   | Dont'a Hightower (1b)<br>Nate Ebner (6)   |   |  | Brandon Bolden (fa)<br>James Develin (fa) (CIN)  |
| 2013   | Logan Ryan (3a)<br>Duron Harmon (3b)  | Danny Amendola (fa) (DAL)   |  | Ryan Allen (fa)  |
| 2014   | Jimmy Garoppolo (2)<br>James White (4b)<br>Cameron Fleming (4c)   | LeGarrette Blount (fa) (TEN)<br>Alan Branch (2) (ARI)<br>Patrick Chung (2) (NE) |  | Malcolm Butler (fa)  |
| 2015   | Malcom Brown (1)<br>Jordan Richards (2)<br>Geneo Grissom (3)<br>Trey Flowers (4a)<br>Shaq Mason (4c)<br>Joe Cardona (5)                                 | Dion Lewis (5) (PHI)<br>Jabaal Sheard (2) (CLE)                                 | LaAdrian Waddle (fa) CW (DET)  | David Andrews (fa)<br>Justin Coleman (fa) (MIN)<br>Brandon King (fa)   |
| 2016   | Cyrus Jones (2)<br>Joe Thuney (3a)<br>Jacoby Brissett (3b)<br>Vincent Valentine (3c)<br>Malcolm Mitchell (4)<br>Elandon Roberts (6b)<br>Ted Karras (6c) | Chris Hogan (fa) (SF)<br>Chris Long (1) (STL)<br>Shea McClellin (1) (CHI)       | Martellus Bennett (2) (tr-CHI)<br>Michael Floyd (1) CW (ARI)<br>Barkevious Mingo (1) (tr-CLE)<br>Eric Rowe (2) (tr-PHI)<br>Kyle Van Noy (2) (tr-DET) | D.J. Foster (fa)<br>Jonathan Jones (fa)<br>Matt Lengel (fa) (CIN)  |
| <b>NOTE:</b> Team in parenthesis is the player's prior team<br>(#) – indicates round drafted<br>(fa) – indicates non-drafted free agents |   |   | <b><u>RESERVE/PUP: (2)</u></b><br>Tre' Jackson (4b)<br>Sebastian Vollmer (2d)  | <b><u>RESERVE/INJURED (3)</u></b><br>Jonathan Freeny (fa) (MIA)<br>Rob Gronkowski (2a)<br>Greg Scruggs (7) (SEA) |



# UNOFFICIAL DEPTH CHART

Unofficial depth chart compiled by Patriots media relations

## OFFENSE

|                                 |                            |                          |
|---------------------------------|----------------------------|--------------------------|
| <b>WR:</b> 15 Chris Hogan       | 80 Danny Amendola          | 18 Matthew Slater        |
| <b>LT:</b> 77 Nate Solder       | 68 LaAdrian Waddle         |                          |
| <b>LG:</b> <u>62 Joe Thuney</u> | 69 Shaq Mason              |                          |
| <b>C:</b> 60 David Andrews      | <u>75 Ted Karras</u>       |                          |
| <b>RG:</b> 69 Shaq Mason        | <u>75 Ted Karras</u>       |                          |
| <b>RT:</b> 61 Marcus Cannon     | 71 Cameron Fleming         |                          |
| <b>TE:</b> 88 Martellus Bennett | 82 Matt Lengel             |                          |
| <b>WR:</b> 11 Julian Edelman    | <u>19 Malcolm Mitchell</u> | 14 Michael Floyd         |
| <b>QB:</b> 12 Tom Brady         | 10 Jimmy Garoppolo         | <u>7 Jacoby Brissett</u> |
| <b>RB:</b> 28 James White       | 33 Dion Lewis              | 46 James Develin         |
| <b>RB:</b> 29 LeGarrette Blount | 38 Brandon Bolden          | <u>27 D.J. Foster</u>    |

## DEFENSE

|                                |                             |                           |
|--------------------------------|-----------------------------|---------------------------|
| <b>LE:</b> 95 Chris Long       | 92 Geneo Grissom            |                           |
| <b>DT:</b> 97 Alan Branch      | <u>99 Vincent Valentine</u> |                           |
| <b>DT:</b> 90 Malcom Brown     | <u>99 Vincent Valentine</u> |                           |
| <b>RE:</b> 98 Trey Flowers     | 93 Jabaal Sheard            |                           |
| <b>LB:</b> 58 Shea McClellin   | 51 Barkevious Mingo         | <u>52 Elandon Roberts</u> |
| <b>LB:</b> 54 Dont'a Hightower | 53 Kyle Van Noy             |                           |
| <b>LB:</b> 50 Rob Ninkovich    | 58 Shea McClellin           |                           |
| <b>RCB:</b> 26 Logan Ryan      | 25 Eric Rowe                | <u>24 Cyrus Jones</u>     |
| <b>LCB:</b> 21 Malcolm Butler  | 22 Justin Coleman           | <u>31 Jonathan Jones</u>  |
| <b>S:</b> 23 Patrick Chung     | 30 Duron Harmon             | 37 Jordan Richards        |
| <b>S:</b> 32 Devin McCourty    | 43 Nate Ebner               | 36 Brandon King           |

## SPECIAL TEAMS

|                                  |                       |                   |                       |
|----------------------------------|-----------------------|-------------------|-----------------------|
| <b>K:</b> 3 Stephen Gostkowski   |                       |                   |                       |
| <b>P:</b> 6 Ryan Allen           |                       |                   |                       |
| <b>H:</b> 6 Ryan Allen           |                       |                   |                       |
| <b>PR:</b> 80 Danny Amendola     | <u>24 Cyrus Jones</u> | 11 Julian Edelman |                       |
| <b>KR:</b> <u>24 Cyrus Jones</u> | 80 Danny Amendola     | 18 Matthew Slater | <u>27 D.J. Foster</u> |
| <b>LS:</b> 49 Joe Cardona        |                       |                   |                       |

## PRONUNCIATION GUIDE

|                    |                   |                  |                 |
|--------------------|-------------------|------------------|-----------------|
| Danny Amendola     | am-men-DOLE-uh    | Dont'a Hightower | don-TAY         |
| LeGarrette Blount  | LUH-gare-et BLUNT | Ted Karras       | CARE-us         |
| Jacoby Brissett    | briss-ETTE        | Matt Lengel      | LENG-guhl       |
| Joe Cardona        | car-DOAN-a        | Barkevious Mingo | bar-KEY-vee-us  |
| Stephen Gostkowski | gost-COW-ski      | Jabaal Sheard    | juh-BALL SHEERD |
| Geneo Grissom      | GEE-no            | Joe Thuney       | TOO-nee         |



# 2016 TRANSACTIONS

**UPDATED: February 5, 2017**

## **JANUARY, 2016**

|           |                  |                             |
|-----------|------------------|-----------------------------|
| 1/25/2016 | Barker, Chris    | Signed to a future contract |
| 1/25/2016 | Carter, DeAndre  | Signed to a future contract |
| 1/25/2016 | Iosefa, Joey     | Signed to a future contract |
| 1/25/2016 | Melvin, Rashaan  | Signed to a future contract |
| 1/25/2016 | Milton, Keavon   | Signed to a future contract |
| 1/25/2016 | Thompson, Cedric | Signed to a future contract |
| 1/25/2016 | Vaughters, James | Signed to a future contract |
| 1/25/2016 | Vereen, Brock    | Signed to a future contract |
| 1/26/2016 | Vellano, Joe     | Signed to a future contract |

## **FEBRUARY, 2016**

|           |                  |          |
|-----------|------------------|----------|
| 2/17/2016 | Johnson, Leonard | Released |
|-----------|------------------|----------|

## **MARCH, 2016**

|           |                    |                              |
|-----------|--------------------|------------------------------|
| 3/2/2016  | Chandler, Scott    | Released                     |
| 3/2/2016  | LaFell, Brandon    | Released                     |
| 3/4/2016  | Fleming, Darius    | Released                     |
| 3/9/2016  | Humber, Ramon      | Signed                       |
| 3/9/2016  | Fletcher, Dane     | Released                     |
| 3/11/2016 | Hogan, Chris       | Signed                       |
| 3/11/2016 | Kearse, Frank      | Signed                       |
| 3/15/2016 | Ebner, Nate        | Re-signed                    |
| 3/15/2016 | Cooper, Jonathan   | Acquired Via Trade (Arizona) |
| 3/15/2016 | Jones, Chandler    | Traded to Arizona            |
| 3/17/2016 | Bennett, Martellus | Acquired Via Trade (Chicago) |
| 3/18/2016 | Brown, Donald      | Signed                       |
| 3/18/2016 | Long, Chris        | Signed                       |
| 3/18/2016 | McClellin, Shea    | Signed                       |
| 3/24/2016 | Washington, Nate   | Signed                       |
| 3/30/2016 | Biggers, E.J.      | Signed                       |

## **APRIL, 2016**

|           |                    |          |
|-----------|--------------------|----------|
| 4/4/2016  | Harbor, Clay       | Signed   |
| 4/4/2016  | Knighton, Terrance | Signed   |
| 4/7/2016  | Kuhn, Markus       | Signed   |
| 4/11/2016 | Gaffney, Tyler     | Released |
| 4/12/2016 | Blount, LeGarrette | Signed   |
| 4/12/2016 | Coleman, Justin    | Signed   |
| 4/12/2016 | King, Brandon      | Signed   |
| 4/13/2016 | Easley, Dominique  | Released |
| 4/14/2016 | Gaffney, Tyler     | Signed   |
| 4/15/2016 | Jones, Chris       | Released |
| 4/15/2016 | Kitchen, Ishmael   | Released |
| 4/22/2016 | Steward, Tony      | Signed   |
| 4/22/2016 | Yount, Christian   | Signed   |
| 4/29/2016 | Jones, Cyrus       | Drafted  |
| 4/29/2016 | Thuney, Joe        | Drafted  |
| 4/29/2016 | Brissett, Jacoby   | Drafted  |
| 4/29/2016 | Valentine, Vincent | Drafted  |
| 4/30/2016 | Mitchell, Malcolm  | Drafted  |
| 4/30/2016 | Grugier-Hill, Kamu | Drafted  |
| 4/30/2016 | Roberts, Elandon   | Drafted  |
| 4/30/2016 | Karras, Ted        | Drafted  |
| 4/30/2016 | Lucien, Devin      | Drafted  |

## **MAY, 2016**

|           |                    |                     |
|-----------|--------------------|---------------------|
| 5/2/2016  | Melvin Rashaan     | Released            |
| 5/2/2016  | Vaughters, James   | Released            |
| 5/6/2016  | Jones, Cyrus       | Signed/Draft Choice |
| 5/6/2016  | Thuney, Joe        | Signed/Draft Choice |
| 5/6/2016  | Valentine, Vincent | Signed/Draft Choice |
| 5/6/2016  | Mitchell, Malcolm  | Signed/Draft Choice |
| 5/6/2016  | Grugier-Hill, Kamu | Signed/Draft Choice |
| 5/6/2016  | Roberts, Elandon   | Signed/Draft Choice |
| 5/6/2016  | Karras, Ted        | Signed/Draft Choice |
| 5/6/2016  | Lucien, Devin      | Signed/Draft Choice |
| 5/6/2016  | Bentley, V'Angelo  | Signed              |
| 5/6/2016  | Foster, D.J.       | Signed              |
| 5/6/2016  | Hamilton, Woodrow  | Signed              |
| 5/6/2016  | Johnson, D.J.      | Signed              |
| 5/6/2016  | Jones, Jonathan    | Signed              |
| 5/6/2016  | LeBlanc, Cre'von   | Signed              |
| 5/6/2016  | Scheu, Steven      | Signed              |
| 5/6/2016  | Williams, Bryce    | Signed              |
| 5/6/2016  | Iosefa, Joey       | Released            |
| 5/9/2016  | Johnson, Anthony   | Signed              |
| 5/9/2016  | Bostic, Jonathan   | Traded to Detroit   |
| 5/11/2016 | Steward, Tony      | Released            |
| 5/13/2016 | Iosefa, Joey       | Signed              |

## **JUNE, 2016**

|           |                   |                     |
|-----------|-------------------|---------------------|
| 6/10/2016 | Williams, Michael | Released            |
| 6/16/2016 | Brissett, Jacoby  | Signed/Draft Choice |

## **JULY, 2016**

|           |                  |          |
|-----------|------------------|----------|
| 7/21/2016 | Johnson, C.J.    | Released |
| 7/21/2016 | Yount, Christian | Released |
| 7/24/2016 | Kerbyson, Kyler  | Signed   |
| 7/24/2016 | Sunseri, Vinnie  | Signed   |
| 7/27/2016 | Halapio, Jon     | Signed   |
| 7/27/2016 | Pascoe, Bear     | Signed   |

## **AUGUST, 2016**

|           |                    |                                |
|-----------|--------------------|--------------------------------|
| 8/14/2016 | Kerbyson, Kyler    | Released                       |
| 8/16/2016 | Vereen, Brock      | Released                       |
| 8/22/2016 | Bentley, V'Angelo  | Released                       |
| 8/22/2016 | Pascoe, Bear       | Released                       |
| 8/22/2016 | Thompson, Cedric   | Released                       |
| 8/23/2016 | Biggers, E.J.      | Released                       |
| 8/23/2016 | Brown, Donald      | Released                       |
| 8/23/2016 | Kearse, Frank      | Released                       |
| 8/24/2016 | Washington, Nate   | Released                       |
| 8/25/2016 | Mingo, Barkevious  | Acquired Via Trade (Cleveland) |
| 8/29/2016 | Knighton, Terrance | Released                       |
| 8/29/2016 | Stork, Bryan       | Released                       |
| 8/29/2016 | Jackson, Tre'      | Placed on Reserve/P.U.P.       |
| 8/30/2016 | Humber, Ramon      | Released                       |
| 8/30/2016 | Milton, Keavon     | Released                       |
| 8/30/2016 | Scheu, Steven      | Released                       |
| 8/30/2016 | Lewis, Dion        | Placed on Reserve/P.U.P.       |
| 8/30/2016 | Vollmer, Sebastian | Placed on Reserve/P.U.P.       |

## **SEPTEMBER, 2016**

|           |                    |                                   |
|-----------|--------------------|-----------------------------------|
| 9/3/2016  | Barker, Chris      | Released                          |
| 9/3/2016  | Carter, DeAndre    | Released                          |
| 9/3/2016  | Dobson, Aaron      | Released                          |
| 9/3/2016  | Gaffney, Tyler     | Released                          |
| 9/3/2016  | Grissom, Geneo     | Released                          |
| 9/3/2016  | Grugier-Hill, Kamu | Released                          |
| 9/3/2016  | Halapio, Jon       | Released                          |
| 9/3/2016  | Hamilton, Woodrow  | Released                          |
| 9/3/2016  | Harper, Chris      | Released                          |
| 9/3/2016  | Iosefa, Joey       | Released                          |
| 9/3/2016  | Johnson, Rufus     | Released                          |
| 9/3/2016  | Kuhn, Markus       | Released                          |
| 9/3/2016  | LeBlanc, Cre'von   | Released                          |
| 9/3/2016  | Lucien, Devin      | Released                          |
| 9/3/2016  | Martin, Keshawn    | Released                          |
| 9/3/2016  | Roberts, Darryl    | Released                          |
| 9/3/2016  | Snyder, Kevin      | Released                          |
| 9/3/2016  | Sunseri, Vinnie    | Released                          |
| 9/3/2016  | Vellano, Joe       | Released                          |
| 9/3/2016  | Williams, Bryce    | Released                          |
| 9/4/2016  | Barker, Chris      | Signed to the practice squad      |
| 9/4/2016  | DeBord, Clay       | Signed to the practice squad      |
| 9/4/2016  | Grissom, Geneo     | Signed to the practice squad      |
| 9/4/2016  | Hamilton, Woodrow  | Signed to the practice squad      |
| 9/4/2016  | Johnson, Rufus     | Signed to the practice squad      |
| 9/4/2016  | Lucien, Devin      | Signed to the practice squad      |
| 9/5/2016  | Sankey, Bishop     | Signed to the practice squad      |
| 9/5/2016  | Street, Devin      | Signed to the practice squad      |
| 9/6/2016  | Hilton, Mike       | Signed to the practice squad      |
| 9/6/2016  | Sunseri, Vinnie    | Signed to the practice squad      |
| 9/7/2016  | Rowe, Eric         | Acquired Via Trade (Philadelphia) |
| 9/7/2016  | Kline, Josh        | Released                          |
| 9/7/2016  | Gause, Quentin     | Signed to the practice squad      |
| 9/7/2016  | Johnson, Rufus     | Released from the practice squad  |
| 9/13/2016 | Hilton, Mike       | Released from the practice squad  |
| 9/14/2016 | White, DeAndrew    | Signed to the practice squad      |
| 9/15/2016 | Silberman, Ian     | Signed to the practice squad      |
| 9/15/2016 | DeBord, Clay       | Released from the practice squad  |
| 9/26/2016 | Johnson, Anthony   | Released                          |
| 9/27/2016 | Hughes III, John   | Signed                            |
| 9/27/2016 | Brown, Da'Ron      | Signed to the practice squad      |
| 9/28/2016 | Johnson, Anthony   | Signed to the practice squad      |
| 9/28/2016 | Silberman, Ian     | Released from the practice squad  |

## **OCTOBER, 2016**

|            |                   |                                  |
|------------|-------------------|----------------------------------|
| 10/1/2016  | Scruggs, Greg     | Signed                           |
| 10/1/2016  | Gronkowski, Glenn | Signed to the practice squad     |
| 10/1/2016  | Hughes III, John  | Released                         |
| 10/1/2016  | Brown, Da'Ron     | Released from the practice squad |
| 10/3/2016  | Harbor, Clay      | Released                         |
| 10/5/2016  | Farris, Chase     | Signed to the practice squad     |
| 10/5/2016  | Gause, Quentin    | Released from the practice squad |
| 10/7/2016  | Brissett, Jacoby  | Placed on Reserve/Injured        |
| 10/8/2016  | Hamilton, Woodrow | Signed from the practice squad   |
| 10/8/2016  | Cooper, Jonathan  | Released                         |
| 10/11/2016 | Silberman, Ian    | Signed to the practice squad     |
| 10/12/2016 | Evans, Shaquille  | Signed to the practice squad     |
| 10/12/2016 | Gronkowski, Glenn | Released from the practice squad |



# 2016 TRANSACTIONS

## OCTOBER, 2016 (continued)

|            |                   |                                  |
|------------|-------------------|----------------------------------|
| 10/15/2016 | Grissom, Geneo    | Signed from the practice squad   |
| 10/15/2016 | Johnson, Anthony  | Signed from the practice squad   |
| 10/15/2016 | Freeny, Jonathan  | Placed on Reserve/Injured        |
| 10/15/2016 | Scruggs, Greg     | Placed on Reserve/Injured        |
| 10/17/2016 | Gaffney, Tyler    | Signed from the practice squad   |
| 10/17/2016 | Gronkowski, Glenn | Signed from the practice squad   |
| 10/18/2016 | Douglas, Jamil    | Signed to the practice squad     |
| 10/18/2016 | Silberman, Ian    | Released from the practice squad |
| 10/20/2016 | Reilly, Trevor    | Signed to the practice squad     |
| 10/20/2016 | Evans, Shaquelle  | Released from the practice squad |
| 10/24/2016 | Johnson, Anthony  | Released                         |
| 10/24/2016 | Sunseri, Vinnie   | Released from the practice squad |
| 10/25/2016 | Van Noy, Kyle     | Acquired Via Trade (Detroit)     |
| 10/25/2016 | Derby, AJ         | Traded to Denver                 |
| 10/25/2016 | Gary, Shamiel     | Signed to the practice squad     |
| 10/26/2016 | Johnson, Anthony  | Signed to the practice squad     |
| 10/26/2016 | Farris, Chase     | Released from the practice squad |
| 10/29/2016 | Gaffney, Tyler    | Signed from the practice squad   |
| 10/31/2016 | Collins, Jamie    | Traded to Cleveland              |

## NOVEMBER, 2016

|            |                   |                                       |
|------------|-------------------|---------------------------------------|
| 11/1/2016  | Farris, Chase     | Signed to the practice squad          |
| 11/1/2016  | Traylor, Austin   | Signed to the practice squad          |
| 11/2/2016  | Lengel, Matt      | Signed from Cincinnati practice squad |
| 11/7/2016  | Bates, Trevor     | Signed to the practice squad          |
| 11/7/2016  | Gronkowski, Glenn | Released from the practice squad      |
| 11/10/2016 | Gaffney, Tyler    | Released                              |
| 11/12/2016 | Lewis, Dion       | Activated to the 53-man roster        |
| 11/12/2016 | Backman, Kennard  | Signed to the practice squad          |
| 11/12/2016 | Gaffney, Tyler    | Signed to the practice squad          |
| 11/12/2016 | Traylor, Austin   | Released from the practice squad      |
| 11/15/2016 | Backman, Kennard  | Released from the practice squad      |
| 11/16/2016 | Gronkowski, Glenn | Signed to the practice squad          |
| 11/26/2016 | Gary, Shamiel     | Released from the practice squad      |
| 11/28/2016 | Foster, D.J.      | Released                              |
| 11/28/2016 | Kilgo, Darius     | Claimed off Waivers (Denver)          |
| 11/29/2016 | Backman, Kennard  | Signed to the practice squad          |
| 11/30/2016 | Foster, D.J.      | Signed to the practice squad          |
| 11/30/2016 | Gronkowski, Glenn | Released from the practice squad      |

## DECEMBER, 2016

|            |                   |                                  |
|------------|-------------------|----------------------------------|
| 12/2/2016  | Gronkowski, Glenn | Signed to the practice squad     |
| 12/2/2016  | Backman, Kennard  | Released from the practice squad |
| 12/3/2016  | Gronkowski, Rob   | Placed on Reserve/Injured        |
| 12/3/2016  | Foster, D.J.      | Signed from the practice squad   |
| 12/8/2016  | Kilgo, Darius     | Released                         |
| 12/9/2016  | Whalen, Griff     | Signed                           |
| 12/10/2016 | Kilgo, Darius     | Signed to the practice squad     |
| 12/15/2016 | Floyd, Michael    | Claimed off Waivers (Arizona)    |
| 12/15/2016 | Whalen, Griff     | Released                         |
| 12/21/2016 | Brissett, Jacoby  | Activated to the 53-man roster   |
| 12/21/2016 | Hamilton, Woodrow | Released                         |
| 12/23/2016 | Hamilton, Woodrow | Signed to the practice squad     |





# ROBERT KRAFT


## PLAYOFF NOTES

### TWO DECADES OF SUCCESS

Since purchasing the New England Patriots in 1994, Robert Kraft has won more championships than any other team over that span.

#### SUPER BOWL CHAMPIONSHIPS SINCE 1994

|                             |          |
|-----------------------------|----------|
| <b>New England Patriots</b> | <b>5</b> |
| Denver Broncos              | 3        |
| Baltimore Ravens            | 2        |
| Green Bay Packers           | 2        |
| Pittsburgh Steelers         | 2        |
| N.Y. Giants                 | 2        |



### ALL-TIME POSTSEASON WINS BY AN OWNER

Robert Kraft has 28 career postseason wins, the third-most in NFL history.

| WINS      | OWNERSHIP                                       |
|-----------|---|
| 36        | The Rooney Family, Pittsburgh (1933-present)    |
| 34        | Green Bay Packers (1919-present)                |
| <b>28</b> | <b>Robert Kraft, New England (1994-present)</b> |
| 24        | The Mara Family, N.Y. Giants (1925-present)     |
| 22        | Eddie DeBartolo, Jr., San Francisco (1977-1999) |
| 21        | Al Davis, Oakland/Los Angeles (1972-2011)       |
| 21        | Pat Bowlen, Denver (1984-present)               |

| OWNERSHIP                        | WINS      | YEARS                    |
|----------------------------------|-----------|--------------------------|
| Rooney Family, Pittsburgh        | 36        | 84 (1933-present)        |
| Green Bay Packers                | 34        | 98 (1919-present)        |
| <b>Robert Kraft, New England</b> | <b>28</b> | <b>23 (1994-present)</b> |

### WINNING TRADITION

Kraft's winning percentage with the Patriots (.692) since taking over the team in 1994 is the highest among all owners/ownership groups with at least 200 wins (regular and postseason) with one team. He is just one of five owners with at least 200 wins and a winning percentage over .600.

| OWNER                | TEAM            | YEARS               | WINNING PCT. |
|----------------------|-----------------|---------------------|--------------|
| <b>Robert Kraft</b>  | <b>Patriots</b> | <b>1994-present</b> | <b>.692</b>  |
| Eddie DeBartolo, Jr. | 49ers           | 1977-1999           | .636         |
| Clint Murchison, Jr. | Cowboys         | 1960-1983           | .634         |
| Pat Bowlen           | Denver          | 1984-2016           | .610         |
| Joe Robbie           | Dolphins        | 1966-1989           | .609         |

### EIGHT CONFERENCE TITLES ARE THE FOR MOST OF ANY NFL OWNER IN SUPER BOWL ERA

The 2016 AFC Championship is the eighth conference championship for Robert Kraft, the most conference championships as an owner.

#### MOST CONFERENCE CHAMPIONSHIPS BY AN OWNER IN SUPER BOWL ERA

| OWNER                | TEAM                 | #        | SEASONS   | SUPER BOWL APPEARANCES                                   |
|----------------------|----------------------|----------|---|--|
| <b>Robert Kraft</b>  | <b>New England</b>   | <b>8</b> | <b>1996, 2001, 2003, 2004, 2007, 2011, 2014, 2016</b>                               | <b>XXXI, XXXVI, XXXVIII, XXXIX, XLII, XLVI, XLIX, LI</b> |
| Pat Bowlen           | Denver               | 7        | 1986, 1987, 1989, 1997, 1998, 2013, 2015 XXI, XXII, XXIV, XXXII, XXXIII, XLVIII, 50 |  |
| Jack Kent Cooke      | Washington           | 5        | 1972, 1982, 1983, 1987, 1991  | VII, XVII, XVIII, XXII, XXVI                             |
| Al Davis             | Oakland/L.A. Raiders | 5        | 1967, 1976, 1980, 1983, 2002  | II, XI, XV, XVIII, XXXVII                                |
| Eddie DeBartolo      | San Francisco        | 5        | 1981, 1984, 1988, 1989, 1994  | XVI, XIX, XXIII, XXIV, XXIX                              |
| Clint Murchison      | Dallas               | 5        | 1970, 1971, 1975, 1977, 1978  | V, VI, X, XII, XIII                                      |
| Packers Stockholders | Green Bay            | 5        | 1966, 1967, 1996, 1997, 2010  | I, II, XXXI, XXXII, XLV                                  |
| Joe Robbie           | Miami                | 5        | 1971, 1972, 1973, 1982, 1984  | VI, VII, VIII, XVII, XIX                                 |
| Art Rooney           | Pittsburgh           | 4        | 1974, 1975, 1978, 1979  | IX, X, XII, XIV  |
| Dan Rooney           | Pittsburgh           | 4        | 1995, 2005, 2008, 2010  | XXX, XL, XLIII, XLV                                      |
| Ralph Wilson         | Buffalo              | 4        | 1990, 1991, 1992, 1993  | XXV, XXVI, XXVII, XXVIII                                 |
| Max Winter           | Minnesota            | 4        | 1969, 1973, 1974, 1976  | IV, VII, IX, XI  |
| Georgia Frontiere    | L.A./St. Louis Rams  | 3        | 1979, 1999, 2001  | XIV, XXXIV, XXXVI  |
| Jerry Jones          | Dallas               | 3        | 1992, 1993, 1995  | XXXVII, XXXVIII, XXX                                     |
| Wellington Mara      | N.Y. Giants          | 3        | 1986, 1990, 2000  | XXI, XXV, XXXV   |

### PLAYOFF SEASONS SINCE 1994

Since Robert Kraft purchased the team in 1994, the New England Patriots have qualified for the playoffs 18 times, tied for the most of any NFL team.

| OWNER                | TEAM               | PLAYOFF SEASONS |
|----------------------|--------------------|-----------------|
| <b>Robert Kraft</b>  | <b>New England</b> | <b>18</b>       |
| Packers Shareholders | Green Bay          | 18              |
| Robert and Jim Irsay | Indianapolis       | 16              |
| Rooney Family        | Pittsburgh         | 15              |
| Jeffrey Lurie        | Philadelphia       | 12              |
| Bowlen Family        | Denver             | 12              |

### PLAYOFF GAMES SINCE 1994

Since Robert Kraft purchased the team in 1994, the New England Patriots have played in an NFL-high 41 postseason games.

| OWNER                          | TEAM               | PLAYOFF GAMES |
|--------------------------------|--------------------|---------------|
| <b>Robert Kraft</b>            | <b>New England</b> | <b>41</b>     |
| Packers Shareholders           | Green Bay          | 36            |
| Rooney Family                  | Pittsburgh         | 33            |
| Robert and Jim Irsay           | Indianapolis       | 29            |
| Paul Allen                     | Seattle            | 24            |
| Jeffery Lurie                  | Philadelphia       | 23            |
| Art Modell and Steve Bisciotti | Baltimore          | 23            |
| Bowlen Family                  | Denver             | 23            |



# PATRIOTS

## PLAYOFF NOTES

### PATRIOTS IN THE PLAYOFFS

The Patriots have qualified for the playoffs 24 times in their 57-year history. Eighteen of those playoff berths have come in the 23 seasons since Robert Kraft purchased the team in 1994, a dramatic contrast to the six total playoff berths the team earned in its first 34 years of existence. The Patriots have won 19 division crowns, including 14 in the last 16 seasons, and have qualified as a Wild Card team four times (1976, 1985, 1994 and 1998). The Patriots also qualified for the playoffs in 1982 during the strike season.

#### PATRIOTS PLAYOFF SEASONS (24)

| Year  | How Qualified      | Seed | Record | Result                |
|-------|--------------------|------|--------|-----------------------|
| 2016  | Division Champions | 1    | 3-0    | Super Bowl Champions  |
| 2015  | Division Champions | 2    | 1-1    | AFC Championship Game |
| 2014  | Division Champions | 1    | 3-0    | Super Bowl Champions  |
| 2013  | Division Champions | 2    | 1-1    | AFC Championship Game |
| 2012  | Division Champions | 2    | 1-1    | AFC Championship Game |
| 2011  | Division Champions | 1    | 2-1    | AFC Champions         |
| 2010  | Division Champions | 1    | 0-1    | AFC Divisional Round  |
| 2009  | Division Champions | 3    | 0-1    | Wild Card Round       |
| 2007  | Division Champions | 1    | 2-1    | AFC Champions         |
| 2006  | Division Champions | 4    | 2-1    | AFC Championship Game |
| 2005  | Division Champions | 4    | 1-1    | AFC Divisional Round  |
| 2004  | Division Champions | 2    | 3-0    | Super Bowl Champions  |
| 2003  | Division Champions | 1    | 3-0    | Super Bowl Champions  |
| 2001  | Division Champions | 2    | 3-0    | Super Bowl Champions  |
| 1998  | Wild Card          | 6    | 0-1    | Wild Card Round       |
| 1997  | Division Champions | 3    | 1-1    | AFC Divisional Round  |
| 1996  | Division Champions | 2    | 2-1    | AFC Champions         |
| 1994  | Wild Card          | 5    | 0-1    | Wild Card Round       |
| 1986  | Division Champions | 3    | 0-1    | AFC Divisional Round  |
| 1985  | Wild Card          | 5    | 3-1    | AFC Champions         |
| 1982* | 16-Team Format     | 7    | 0-1    | First Round           |
| 1978  | Division Champions | 2    | 0-1    | AFC Divisional Round  |
| 1976  | Wild Card          | 4    | 0-1    | AFC Divisional Round  |
| 1963  | Division Champions | -    | 1-1    | AFL Championship Game |

\*Strike Year

32-19 Record

### MOST PLAYOFF WINS IN A DECADE

The Patriots won 14 playoff games in the decade from 2000-09, tying the 1970s Pittsburgh Steelers and Dallas Cowboys for the most playoff victories by any NFL team in either the 1930s, 1940s, 1950s, 1960s, 1970s, 1980s, 1990s or 2000s.

#### MOST PLAYOFF VICTORIES IN A DECADE

| Team               | Decade              | Playoff Wins | Championships           |
|--------------------|---------------------|--------------|-------------------------|
| <b>New England</b> | <b>2000s</b>        | <b>14</b>    | <b>2001, 2003, 2004</b> |
| Dallas             | 1970s               | 14           | 1971, 1977              |
| Pittsburgh         | 1970s               | 14           | 1974, 1975, 1978, 1979  |
| San Francisco      | 1980s               | 13           | 1981, 1984, 1988, 1989  |
| Dallas             | 1990s               | 12           | 1992, 1993, 1995        |
| <b>New England</b> | <b>2009-present</b> | <b>11</b>    | <b>2014, 2016</b>       |
| Washington         | 1980s               | 11           | 1982, 1987              |
| Buffalo            | 1990s               | 10           | -                       |
| Pittsburgh         | 2000s               | 10           | 2005, 2008              |

### SUSTAINED PLAYOFF SUCCESS

The Patriots won 11 playoff games from 2003-07, tying the NFL's highest playoff victory total over a five-season span.

#### MOST PLAYOFF VICTORIES IN A FIVE-YEAR SPAN

| Team                        | 5-Year Span    | Playoff Wins | SB Wins  |
|-----------------------------|----------------|--------------|----------|
| <b>New England Patriots</b> | <b>2003-07</b> | <b>11</b>    | <b>2</b> |
| Dallas Cowboys              | 1991-95        | 11           | 3        |
| Dallas Cowboys              | 1992-96        | 11           | 3        |
| New England Patriots        | 2001-05        | 10           | 3        |
| Pittsburgh Steelers         | 1974-78        | 10           | 3        |
| Pittsburgh Steelers         | 1975-79        | 10           | 3        |
| <b>New England Patriots</b> | <b>2012-16</b> | <b>9</b>     | <b>2</b> |
| Buffalo Bills               | 1990-94        | 9            | 0        |
| Green Bay Packers           | 1993-97        | 9            | 1        |
| Baltimore Ravens            | 2008-12        | 9            | 1        |

### PATS REACH 50 PLAYOFF GAMES

The Patriots played in their 50th postseason game in the AFC Title Game against Pittsburgh on Jan. 22, 2017 and are now one of five NFL teams with 50 postseason games. Super Bowl 51 was the Patriots 51st playoff game.

#### MOST POSTSEASON GAMES PLAYED

| Team               | Postseason Games Played |
|--------------------|-------------------------|
| Dallas             | 61                      |
| Pittsburgh         | 60                      |
| Green Bay          | 56                      |
| <b>New England</b> | <b>51</b>               |
| San Francisco      | 50                      |

### PATRIOTS AT HOME IN THE PLAYOFFS

The Patriots are 20-4 (.833) at home in the playoffs in their history. Twenty-three of the franchise's 24 home playoff games have taken place since Robert Kraft purchased the team 23 years ago. After Kraft bought the team, the Patriots won 11 consecutive home playoff games before experiencing a home loss.

#### PATRIOTS AT HOME IN THE PLAYOFFS (20-4)

| Date     | Round            | Opponent     | W/L | Score      |
|----------|------------------|--------------|-----|------------|
| 01/22/17 | AFC Championship | Pittsburgh   | W   | 36-17      |
| 01/14/17 | AFC Divisional   | Houston      | W   | 34-16      |
| 01/16/16 | AFC Divisional   | Kansas City  | W   | 27-20      |
| 01/18/15 | AFC Championship | Indianapolis | W   | 45-7       |
| 01/10/15 | AFC Divisional   | Baltimore    | W   | 35-31      |
| 01/11/14 | AFC Divisional   | Indianapolis | W   | 43-22      |
| 01/20/13 | AFC Championship | Baltimore    | L   | 13-28      |
| 01/13/13 | AFC Divisional   | Houston      | W   | 41-28      |
| 01/22/12 | AFC Championship | Baltimore    | W   | 23-20      |
| 01/14/12 | AFC Divisional   | Denver       | W   | 45-10      |
| 01/16/11 | AFC Divisional   | N.Y. Jets    | L   | 21-28      |
| 01/10/10 | AFC Wild Card    | Baltimore    | L   | 14-33      |
| 01/20/08 | AFC Championship | San Diego    | W   | 21-12      |
| 01/12/08 | AFC Divisional   | Jacksonville | W   | 31-20      |
| 01/07/07 | AFC Wild Card    | N.Y. Jets    | W   | 37-16      |
| 01/07/06 | AFC Wild Card    | Jacksonville | W   | 28-3       |
| 01/16/05 | AFC Divisional   | Indianapolis | W   | 20-3       |
| 01/18/04 | AFC Championship | Indianapolis | W   | 24-14      |
| 01/10/04 | AFC Divisional   | Tennessee    | W   | 17-14      |
| 01/19/02 | AFC Divisional   | Oakland      | W   | 16-13 (OT) |
| 12/28/97 | AFC Wild Card    | Miami        | W   | 17-3       |
| 01/12/97 | AFC Championship | Jacksonville | W   | 20-6       |
| 01/05/97 | AFC Divisional   | Pittsburgh   | W   | 28-3       |
| 12/31/78 | AFC Divisional   | Houston      | L   | 14-31      |

### PATRIOTS AT HOME IN THE PLAYOFFS

#### NFL LONGEST CONSECUTIVE HOME PLAYOFF WINNING STREAKS

| Team                        | Wins      | Seasons          |
|-----------------------------|-----------|------------------|
| Green Bay Packers           | 13        | 1939-2001        |
| <b>New England Patriots</b> | <b>11</b> | <b>1996-2008</b> |
| Buffalo Bills               | 9         | 1988-1995        |
| Washington Redskins         | 8         | 1942-1983        |

## HOME DOMINANCE

The Patriots have an 20-4 (.833) all-time record in home playoff games. The Patriots' .833 winning percentage at home in the postseason is second among teams with at least 10 home playoff games. The Patriots are now one of four teams with at least 20 wins at home. Pittsburgh has 21 home wins in the postseason, followed by the Patriots (20), Dallas (20) and San Francisco (20).

| TEAM               | RECORD      | PCT.        |
|--------------------|-------------|-------------|
| Seattle            | 12-2        | .857        |
| <b>New England</b> | <b>20-4</b> | <b>.833</b> |
| Oakland            | 19-5        | .792        |
| Green Bay          | 18-5        | .783        |
| Denver             | 17-5        | .773        |
| Buffalo            | 10-3        | .769        |
| Washington         | 13-5        | .722        |
| Dallas             | 20-9        | .690        |
| San Francisco      | 20-9        | .690        |

### PATRIOTS AT HOME IN THE PLAYOFFS

#### NFL LONGEST CONSECUTIVE HOME PLAYOFF WINNING STREAKS

| Team                        | Wins      | Seasons          |
|-----------------------------|-----------|------------------|
| Green Bay Packers           | 13        | 1939-2001        |
| <b>New England Patriots</b> | <b>11</b> | <b>1996-2008</b> |
| Buffalo Bills               | 9         | 1988-1995        |
| Washington Redskins         | 8         | 1942-1983        |



# PATRIOTS

## PLAYOFF NOTES

### PATRIOTS IN THE WILD CARD ROUND

#### PATRIOTS WILD CARD PLAYOFF RESULTS (4-4)

| Date      | Round         | Opponent        | W/L | Score |
|-----------|---------------|-----------------|-----|-------|
| 01/10/10  | AFC Wild Card | Baltimore       | L   | 14-33 |
| 01/07/07  | AFC Wild Card | N.Y. Jets       | W   | 37-16 |
| 01/07/06  | AFC Wild Card | Jacksonville    | W   | 28-3  |
| 01/03/99  | AFC Wild Card | at Jacksonville | L   | 10-25 |
| 12/28/97  | AFC Wild Card | Miami           | W   | 17-3  |
| 01/01/95  | AFC Wild Card | at Cleveland    | L   | 13-20 |
| 12/28/85  | AFC Wild Card | at N.Y. Jets    | W   | 26-14 |
| 01/08/83* | First Round   | at Miami        | L   | 13-28 |

\*16-Team Format

### PATRIOTS IN THE DIVISIONAL ROUND AND CONFERENCE TITLE GAME

The Patriots have compiled a 14-6 all-time record in divisional playoff games, and are 8-4 in the conference title game.

#### PATRIOTS DIVISIONAL PLAYOFF RESULTS (14-6)

| Date     | Round          | Opponent        | W/L | Score      |
|----------|----------------|-----------------|-----|------------|
| 01/14/17 | AFC Divisional | Houston         | W   | 34-16      |
| 01/16/16 | AFC Divisional | Kansas City     | W   | 27-20      |
| 01/10/15 | AFC Divisional | Baltimore       | W   | 35-31      |
| 01/11/14 | AFC Divisional | Indianapolis    | W   | 43-22      |
| 01/13/13 | AFC Divisional | Houston         | W   | 41-28      |
| 01/14/12 | AFC Divisional | Denver          | W   | 45-10      |
| 01/16/11 | AFC Divisional | N.Y. Jets       | L   | 21-28      |
| 01/12/08 | AFC Divisional | Jacksonville    | W   | 31-20      |
| 01/14/07 | AFC Divisional | at San Diego    | W   | 24-21      |
| 01/14/06 | AFC Divisional | at Denver       | L   | 13-27      |
| 01/16/05 | AFC Divisional | Indianapolis    | W   | 20-3       |
| 01/10/04 | AFC Divisional | Tennessee       | W   | 17-14      |
| 01/19/02 | AFC Divisional | Oakland         | W   | 16-13 (OT) |
| 01/03/98 | AFC Divisional | at Pittsburgh   | L   | 6-7        |
| 01/05/97 | AFC Divisional | Pittsburgh      | W   | 28-3       |
| 01/04/87 | AFC Divisional | at Denver       | L   | 17-22      |
| 01/05/86 | AFC Divisional | at L.A. Raiders | W   | 27-20      |
| 12/31/78 | AFC Divisional | Houston         | L   | 14-31      |
| 12/18/76 | AFC Divisional | at Oakland      | L   | 21-24      |
| 12/28/63 | AFC Divisional | at Buffalo      | W   | 26-8       |

#### PATRIOTS AFC CHAMPIONSHIP GAME RESULTS (9-4)

| Date     | Round            | Opponent        | W/L | Score |
|----------|------------------|-----------------|-----|-------|
| 01/22/17 | AFC Championship | Pittsburgh      | W   | 36-17 |
| 01/24/16 | AFC Championship | at Denver       | L   | 18-20 |
| 01/18/15 | AFC Championship | Indianapolis    | W   | 45-7  |
| 01/19/14 | AFC Championship | at Denver       | L   | 16-26 |
| 01/20/13 | AFC Championship | Baltimore       | L   | 13-28 |
| 01/22/12 | AFC Championship | Baltimore       | W   | 23-20 |
| 01/20/08 | AFC Championship | San Diego       | W   | 21-12 |
| 01/21/07 | AFC Championship | at Indianapolis | L   | 34-38 |
| 01/23/05 | AFC Championship | at Pittsburgh   | W   | 41-27 |
| 01/18/04 | AFC Championship | Indianapolis    | W   | 24-14 |
| 01/27/02 | AFC Championship | at Pittsburgh   | W   | 24-17 |
| 01/12/97 | AFC Championship | Jacksonville    | W   | 20-6  |
| 01/12/86 | AFC Championship | at Miami        | W   | 31-14 |

### PATRIOTS IN THE SUPER BOWL

#### PATRIOTS SUPER BOWL RESULTS (5-4)

| Date     | Super Bowl         | Opponent     | W/L | Score      |
|----------|--------------------|--------------|-----|------------|
| 02/05/17 | Super Bowl LI      | Atlanta      | W   | 34-28 (OT) |
| 02/01/15 | Super Bowl XLIX    | Seattle      | W   | 28-24      |
| 02/05/12 | Super Bowl XLVI    | N.Y. Giants  | L   | 17-21      |
| 02/03/08 | Super Bowl XLII    | N.Y. Giants  | L   | 14-17      |
| 02/06/05 | Super Bowl XXXIX   | Philadelphia | W   | 24-21      |
| 02/01/04 | Super Bowl XXXVIII | Carolina     | W   | 32-29      |
| 02/03/02 | Super Bowl XXXVI   | St. Louis    | W   | 20-17      |
| 01/26/96 | Super Bowl XXXI    | Green Bay    | L   | 21-35      |
| 01/26/86 | Super Bowl XX      | Chicago      | L   | 10-46      |

### WRAPPING IT UP

The Patriots clinched the division after a 16-3 win at Denver (12/18/16).

#### PATRIOTS DIVISION-CLINCHING GAMES

| Year | Date Clinched | Opp.   | Score | Record | 2nd Place   |
|------|---------------|--------|-------|--------|-------------|
| 2016 | 12/18/16      | at DEN | 16-3  | 14-2   | MIA (10-6)  |
| 2015 | 12/13/15      | at HOU | 27-6  | 12-4   | NYJ (10-6)  |
| 2014 | 12/14/14      | MIA    | 41-13 | 12-4   | BUF (9-7)   |
| 2013 | 12/15/13      | at BAL | 41-7  | 12-4   | NYJ (8-8)   |
| 2012 | 12/02/12      | at MIA | 23-16 | 12-4   | MIA (7-9)   |
| 2011 | 12/18/11      | at DEN | 41-23 | 13-3   | NYJ (8-8)   |
| 2010 | 12/26/10      | at BUF | 34-3  | 14-2   | NYJ (11-5)  |
| 2009 | 12/27/09      | JAX    | 35-7  | 10-6   | NYJ (9-7)   |
| 2007 | 11/25/07      | PHI    | 31-28 | 16-0   | BUF (7-9)   |
| 2006 | 12/24/06      | at JAX | 24-21 | 12-4   | NYJ (10-6)  |
| 2005 | 12/17/05      | TB     | 28-0  | 10-6   | MIA (9-7)   |
| 2004 | 12/12/04      | CIN    | 35-28 | 14-2   | NYJ (10-6)  |
| 2003 | 12/07/03      | MIA    | 12-0  | 14-2   | MIA (10-6)  |
| 2001 | 01/06/02@     | at CAR | 38-6  | 11-5   | MIA (11-5)  |
| 1997 | 12/22/97@     | at MIA | 14-12 | 10-6   | MIA (9-7)   |
| 1996 | 12/15/96      | at DAL | 6-12  | 11-5   | BUF (10-6)  |
| 1986 | 12/22/86@     | at MIA | 34-27 | 11-5   | NYJ (10-6)  |
| 1978 | 12/10/78      | BUF    | 26-24 | 11-5   | MIA (11-5)  |
| 1963 | 12/28/63*     | at BUF | 26-8  | 7-6-1  | BUF (7-6-1) |

@Season Finale

\*Division-deciding AFL playoff in Buffalo, N.Y.

### TITLE TOWN

The Patriots topped the Los Angeles Rams (1973-79) as the only team to win eight straight division titles. Los Angeles won seven straight NFC West titles.

#### MOST CONSECUTIVE DIVISION TITLES

| Team                 | Division               | Titles | Years   |
|----------------------|------------------------|--------|---------|
| New England Patriots | AFC East               | 8      | 2009-16 |
| Los Angeles Rams     | NFC West               | 7      | 1973-79 |
| Pittsburgh Steelers  | AFC Central            | 6      | 1974-79 |
| Minnesota Vikings    | NFC Central            | 6      | 1973-78 |
| Dallas Cowboys       | NFL Capitol/NFC East   | 6      | 1966-71 |
| Cleveland Browns     | American/Eastern Conf. | 6      | 1950-55 |
| New England Patriots | AFC East               | 5      | 2003-07 |
| Denver Broncos       | AFC West               | 5      | 2011-15 |
| Indianapolis Colts   | AFC South              | 5      | 2003-07 |
| Dallas Cowboys       | NFC East               | 5      | 1992-96 |
| San Francisco 49ers  | NFC West               | 5      | 1986-90 |
| Chicago Bears        | NFC Central            | 5      | 1984-88 |
| Oakland Raiders      | AFC West               | 5      | 1972-76 |

The Patriots have won the AFC East for eight straight seasons, besting the five straight the team won from 2003-07 for the longest streak in AFC East division history. The Patriots have won 14 of the last 16 division crowns. The Patriots have won 16 division titles in the 23 seasons since Robert Kraft bought the team in 1994.

#### MOST CONSECUTIVE AFC EAST TITLES

| Team                 | Streak | Years          |
|----------------------|--------|----------------|
| New England Patriots | 8      | 2009-16        |
| New England Patriots | 5      | 2003-07        |
| Buffalo Bills        | 4      | 1988-91        |
| Miami Dolphins       | 4      | 1981, 1983-85* |
| Miami Dolphins       | 4      | 1971-74        |
| Baltimore Colts      | 3      | 1975-77        |
| Buffalo Bills        | 3      | 1964-66@       |

\*Due to 1982 strike, the NFL played just a nine-game season and the standings were not divided into divisions that season.

@AFL



# PATRIOTS

## PLAYOFF NOTES

### ALL-TIME PLAYOFF RESULTS

The Patriots have compiled a 32-19 record in their 51 playoff games and their .627 playoff winning percentage is second-best in NFL history among teams that have played at least 15 playoff games.

#### PATRIOTS PLAYOFF RECORD BY ROUND

| Round            | Record       |
|------------------|--------------|
| First Round*     | 0-1          |
| Wild Card Round  | 4-3          |
| Divisional Round | 14-6         |
| AFC Championship | 9-4          |
| AFL Championship | 0-1          |
| Super Bowl       | 5-4          |
| <b>Total</b>     | <b>32-19</b> |

\*1982 Strike Season

#### ALL-TIME BEST NFL PLAYOFF RECORDS (Minimum 15 Postseason Games)

| Team                        | Wins      | Losses    | Win Pct.    |
|-----------------------------|-----------|-----------|-------------|
| Baltimore Ravens            | 15        | 8         | .652        |
| <b>New England Patriots</b> | <b>32</b> | <b>19</b> | <b>.627</b> |
| Green Bay Packers           | 34        | 22        | .607        |
| Pittsburgh Steelers         | 36        | 24        | .600        |
| San Francisco 49ers         | 30        | 20        | .600        |
| Oakland/L.A. Raiders        | 25        | 19        | .568        |
| Carolina Panthers           | 9         | 7         | .563        |
| Dallas Cowboys              | 34        | 27        | .557        |

#### MOST POSTSEASON WINS ALL-TIME

| Team                        | Wins      |
|-----------------------------|-----------|
| Pittsburgh Steelers         | 36        |
| Dallas Cowboys              | 34        |
| Green Bay Packers           | 34        |
| <b>New England Patriots</b> | <b>32</b> |
| San Francisco 49ers         | 30        |
| Oakland Raiders             | 25        |

### PATRIOTS PLAYOFF TRENDS

#### PATRIOTS PLAYOFF TRENDS (SINCE 1970 NFL MERGER)

| All-Time (31-18)                      | Record |
|---------------------------------------|--------|
| vs. AFC                               | 26-14  |
| vs. NFC                               | 5-4    |
| Home                                  | 20-4   |
| Away                                  | 6-10   |
| Leading at Halftime                   | 23-4   |
| Trailing at Halftime                  | 5-12   |
| Tied at Halftime                      | 3-2    |
| Leading After 3 Quarters              | 23-4   |
| Tied After 3 Quarters                 | 3-0    |
| Trailing After 3 Quarters             | 5-14   |
| Decided by 7 Points or Fewer          | 13-9   |
| Decided by 3 Points or Fewer          | 7-4    |
| When Scoring First                    | 23-7   |
| When Not Scoring First                | 8-11   |
| Positive Turnover Ratio               | 21-1   |
| Even Turnover Ratio                   | 4-4    |
| Negative Turnover Ratio               | 6-13   |
| Winning or Even Penalty Ratio         | 24-3   |
| Losing Penalty Ratio                  | 7-15   |
| With a 100-Yard Rusher                | 9-0    |
| Without a 100-Yard Rusher             | 22-18  |
| With a 100-Yard Receiver              | 16-7   |
| Without a 100-Yard Receiver           | 15-12  |
| When Allowing a 100-Yard Rusher       | 4-5    |
| When Not Allowing a 100-Yard Rusher   | 27-13  |
| When Allowing a 100-Yard Receiver     | 7-7    |
| When Not Allowing a 100-Yard Receiver | 24-10  |
| With a 300-Yard Passer                | 9-3    |
| Without a 300-Yard Passer             | 22-15  |
| Allowing a 300-Yard Passer            | 8-2    |
| Not Allowing a 300-Yard Passer        | 24-16  |

### PATRIOTS CLINCH PLAYOFF SPOT FOR 18th TIME IN KRAFT'S 23 YEARS OF OWNERSHIP

New England has now qualified for the playoffs 24 times in its 57-year history. The Patriots have earned 18 of those playoff berths in the 23 seasons since Robert Kraft purchased the team in 1994. New England has won 19 division crowns overall (18 AFC East crowns) and has qualified as a Wild Card team on four occasions (1998, 1994, 1985 and 1976). The Patriots also qualified for the playoffs in 1982 as part of a 16-team tournament following a players' strike.



### ANNUAL ACHIEVEMENTS

The Patriots won more than half of their games for the 16th straight year with a 14-2 record in 2016. They are the first team to win more than half of their games in 16 straight seasons since free agency began in 1993.

The Patriots are the third team to win more than half of their games in 16 straight seasons since the 1970 AFL-NFL merger, joining the 49ers (16 straight from 1983-98) and the Cowboys (16 straight from 1970-85).

The Patriots have now won nine or more games in 20 of the 23 seasons Robert Kraft has owned the team.

#### MOST CONSECUTIVE WINNING SEASONS (SINCE 1970 NFL MERGER)

| Team                                  | Winning Seasons |
|---------------------------------------|-----------------|
| <b>New England Patriots (2001-16)</b> | <b>16</b>       |
| San Francisco 49ers (1983-98)         | 16              |
| Dallas Cowboys (1970-85)              | 16              |
| Oakland Raiders (1970-80)             | 11              |

#### MOST CONSECUTIVE WINNING SEASONS ALL-TIME

|                              |           |
|------------------------------|-----------|
| Dallas (1966-85)             | 20        |
| <b>New England (2001-16)</b> | <b>16</b> |
| San Francisco (1983-98)      | 16        |
| Oakland (1965-80)            | 16        |
| Chicago (1930-44)            | 15        |
| Green Bay (1934-47)          | 14        |
| Cleveland (1957-69)          | 13        |

### PATRIOTS NEAR THE TOP WITH 31 WINNING SEASONS SINCE THE NFL MERGER

The Patriots have 31 winning seasons since the 1970 merger.

#### MOST WINNING SEASONS SINCE THE 1970 MERGER

|                    |           |
|--------------------|-----------|
| Pittsburgh         | 34        |
| <b>New England</b> | <b>31</b> |
| Dallas             | 31        |
| Miami              | 30        |
| Denver             | 29        |
| Minnesota          | 28        |
| San Francisco      | 26        |

### CONTINUED ADVANCEMENT

#### TEAMS TO WIN AT LEAST ONE PLAYOFF GAME IN CONSECUTIVE SEASONS

| Team                        | Consecutive Seasons | Years          | Wins      |
|-----------------------------|---------------------|----------------|-----------|
| <b>New England Patriots</b> | <b>6</b>            | <b>2011-16</b> | <b>11</b> |
| Dallas Cowboys              | 6                   | 1991-96        | 12        |
| New England Patriots        | 5                   | 2003-07        | 11        |
| Baltimore Ravens            | 5                   | 2008-12        | 9         |
| Philadelphia Eagles         | 5                   | 2000-04        | 7         |
| Green Bay Packers           | 5                   | 1993-97        | 9         |
| Oakland Raiders             | 5                   | 1973-77        | 7         |





# PATRIOTS

## PLAYOFF NOTES

### 2016 AFC EAST CHAMPIONS

The Patriots claimed the AFC East Division title for the eighth consecutive season and for the 16th time under Robert Kraft.

#### DIVISION CHAMPIONSHIPS SINCE 1994

|                      |    |
|----------------------|----|
| New England Patriots | 16 |
| Pittsburgh Steelers  | 12 |
| Green Bay Packers    | 12 |
| Indianapolis Colts   | 10 |

### SIX STRAIGHT CONFERENCE CHAMPIONSHIP GAMES

The Patriots advanced to the AFC Championship for the sixth straight season in 2016, the most consecutive Conference Title appearances by an NFL team in history.

#### NFL TEAMS WITH AT LEAST THREE CONSECUTIVE CONFERENCE CHAMPIONSHIP GAME APPEARANCES SINCE 1970 MERGER

| Team                 | Years         | Results                |
|----------------------|---------------|------------------------|
| New England Patriots | (6) 2011-2016 | (3-3) W, L, L, W, L, W |
| Oakland Raiders      | (5) 1973-1977 | (1-4) L, L, L, W, L    |
| Philadelphia Eagles  | (4) 2001-2004 | (1-3) L, L, L, W       |
| Buffalo Bills        | (4) 1990-1993 | (4-0) W, W, W, W       |
| Dallas Cowboys       | (4) 1970-1973 | (2-2) W, W, L, L       |
| Dallas Cowboys       | (4) 1992-1995 | (3-1) W, W, L, W       |
| San Francisco 49ers  | (3) 2011-2013 | (1-2) L, W, L          |
| Dallas Cowboys       | (3) 1980-1982 | (0-3) L, L, L          |
| Green Bay Packers    | (3) 1995-1997 | (2-1) L, W, W          |
| Miami Dolphins       | (3) 1971-1973 | (3-0) W, W, W          |
| Pittsburgh Steelers  | (3) 1974-1976 | (2-1) W, W, L          |
| San Francisco 49ers  | (3) 1992-1994 | (1-2) L, L, W          |
| San Francisco 49ers  | (3) 1988-1990 | (2-1) W, W, L          |
| St. Louis Rams       | (3) 1974-1976 | (0-3) L, L, L          |

### PATRIOTS EARN ANOTHER BYE

The Patriots secured a first round playoff bye in 2016 for the 11th time since 2001—a feat unmatched by any team in the NFL in the last 16 years.

#### MOST SEASONS EARNING A BYE SINCE 2001

|              |    |
|--------------|----|
| New England  | 11 |
| Denver       | 5  |
| Atlanta      | 4  |
| Chicago      | 4  |
| Pittsburgh   | 4  |
| Seattle      | 3  |
| Indianapolis | 3  |
| Philadelphia | 3  |

### NFL MARK FOR MOST FIRST-ROUND BYES

The Patriots earned a first-round bye in the 2016 NFL playoffs and lead the NFL with 12 first-round byes since the current NFL playoff format was instituted in 1990. The Patriots earned a first-round bye for the seventh consecutive season, becoming the first team in NFL history to do so. Dallas and San Francisco earned four straight byes from 1992 through 1995.

#### MOST SEASONS EARNING A BYE SINCE 12-TEAM PLAYOFF FORMAT IN 1990

|               |    |
|---------------|----|
| New England   | 12 |
| Denver        | 8  |
| Pittsburgh    | 8  |
| San Francisco | 8  |

#### MOST FIRST ROUND BYES SINCE 2001

|              |    |
|--------------|----|
| New England  | 11 |
| Denver       | 5  |
| Atlanta      | 4  |
| Chicago      | 4  |
| Pittsburgh   | 4  |
| Indianapolis | 3  |
| Philadelphia | 3  |
| Seattle      | 3  |

### PATRIOTS WIN 12+ FOR THE 7th STRAIGHT YEAR

New England reached at least 12 regular-season wins for the seventh consecutive season in 2016. It is the 11th time in team history that the team has won at least 12 games in a season and the seventh straight season with at least 12 wins.

#### CONSECUTIVE SEASONS OF 12+ WINS SINCE 1970 MERGER

| Team         | Years   | Consecutive Seasons With 10+ Wins |
|--------------|---------|-----------------------------------|
| New England  | 2010-16 | 7                                 |
| Indianapolis | 2003-09 | 7                                 |
| Dallas       | 1992-95 | 4                                 |

#### 12+ WIN SEASONS SINCE 1970 MERGER

|               |    |
|---------------|----|
| San Francisco | 13 |
| Dallas        | 12 |
| New England   | 11 |
| Denver        | 11 |
| Pittsburgh    | 9  |
| Indianapolis  | 8  |

### PATRIOTS WIN 10+ FOR THE 14th STRAIGHT YEAR

New England reached at least 10 regular-season wins for the 14th consecutive season in 2016. San Francisco (16) is the only other team to accomplish the feat.

#### MOST SEASONS OF 10+ WINS

| Team          | Years     | Consecutive Seasons With 10+ Wins |
|---------------|-----------|-----------------------------------|
| San Francisco | 1983-1998 | 16                                |
| New England   | 2003-16   | 14                                |
| Indianapolis  | 2002-10   | 9                                 |

### MOST 9-WIN SEASONS SINCE 2001

The Patriots are the only team in the NFL to have recorded nine or more wins in each of the last 16 seasons.

#### MOST SEASONS OF 9+ WINS SINCE 2001

|              |    |
|--------------|----|
| New England  | 16 |
| Pittsburgh   | 12 |
| Indianapolis | 12 |
| Green Bay    | 12 |
| Baltimore    | 10 |
| Philadelphia | 10 |

### ALL-TIME SUPER BOWL BERTHS

New England advanced to its ninth Super Bowl in franchise history in 2016, a total that is the most Super Bowl berths.

#### TEAM SUPER BOWLS

|                        |   |
|------------------------|---|
| New England Patriots   | 9 |
| Dallas Cowboys         | 8 |
| Denver Broncos         | 8 |
| Pittsburgh Steelers    | 8 |
| San Francisco 49ers    | 6 |
| GB, NYG, OAK, WAS, MIA | 5 |

## WINNING TANDEM

Bill Belichick and Tom Brady are the winningest coach and quarterback tandem in the postseason and continued to build on their success in 2016.

| Quarterback/Head Coach    | Postseason wins |
|---------------------------|-----------------|
| Bill Belichick/Tom Brady  | 25              |
| Chuck Noll/Terry Bradshaw | 14              |
| Tom Landry/Roger Staubach | 11              |



# TOM BRADY

## PLAYOFF NOTES

### BRADY TOPS POSTSEASON STATS LISTS

Tom Brady threw three touchdown passes in the 2014 AFC Divisional Playoff game vs. Baltimore (01/10/15) to move past Joe Montana (45) for the most touchdown passes in the postseason. Brady now had 63 postseason touchdowns. Brady is also the all-time leading passer in the postseason.

#### NFL ALL-TIME LEADERS: POSTSEASON TOUCHDOWN PASSES

| PLAYER         | TEAM                  | TOUCHDOWNS |
|----------------|-----------------------|------------|
| Tom Brady      | New England           | 63         |
| Joe Montana    | San Fran./Kansas City | 45         |
| Brett Favre    | Green Bay/Minnesota   | 44         |
| Peyton Manning | Indianapolis/Denver   | 40         |
| Aaron Rodgers  | Green Bay             | 36         |
| Dan Marino     | Miami                 | 32         |
| Kurt Warner    | St. Louis/Arizona     | 31         |

#### NFL ALL-TIME LEADERS: POSTSEASON TD PASSES, SINGLE GAME

| PLAYER          | TEAM | GAME                   | TOUCHDOWNS |
|-----------------|------|------------------------|------------|
| Tom Brady       | NE   | AFC-D: NE vs. DEN '11  | 6          |
| Daryle Lamonica | OAK  | AFC-D: OAK vs. HOU '69 | 6          |
| Steve Young     | SF   | SB: SF vs. SD '94      | 6          |

#### NFL ALL-TIME LEADERS: POSTSEASON PASSING YARDS

| PLAYER             | TEAM                  | YARDS |
|--------------------|-----------------------|-------|
| Tom Brady          | New England           | 9,094 |
| Peyton Manning     | Indianapolis/Denver   | 7,339 |
| Brett Favre        | Green Bay/Minnesota   | 5,855 |
| Joe Montana        | San Fran./Kansas City | 5,772 |
| John Elway         | Denver                | 4,964 |
| Ben Roethlisberger | Pittsburgh            | 4,787 |

#### NFL ALL-TIME LEADERS: POSTSEASON COMPLETIONS

| PLAYER         | TEAM                  | COMPLETIONS |
|----------------|-----------------------|-------------|
| Tom Brady      | New England           | 831         |
| Peyton Manning | Indianapolis/Denver   | 649         |
| Brett Favre    | Green Bay/Minnesota   | 481         |
| Joe Montana    | San Fran./Kansas City | 460         |

#### NFL ALL-TIME LEADERS: POSTSEASON COMP. PCT., SINGLE GAME

| PLAYER      | TEAM | GAME                   | COMP. PCT.   |
|-------------|------|------------------------|--------------|
| Tom Brady   | NE   | AFC-D: NE vs. JAX '07  | 92.9 (26-28) |
| Phil Simms  | NYG  | SB: NYG vs. DEN, '86   | 88.0 (22-25) |
| Kurt Warner | ARI  | NFC-WC: ARI vs. GB '09 | 87.9 (29-33) |

#### MOST 300-YARD GAMES, POSTSEASON HISTORY

| PLAYER         | TEAM                  | 300-YARD GAMES |
|----------------|-----------------------|----------------|
| Tom Brady      | New England           | 12             |
| Peyton Manning | Indianapolis/Denver   | 9              |
| Aaron Rodgers  | Green Bay             | 6              |
| Joe Montana    | SF/Kansas City        | 6              |
| Kurt Warner    | STL/Arizona           | 6              |
| Drew Brees     | San Diego/New Orleans | 6              |
| Dan Fouts      | San Diego             | 5              |

#### NFL ALL-TIME LEADERS: POSTSEASON TD PASSES, CONSECUTIVE GAMES

| PLAYER      | TEAM   | GAMES          |
|-------------|--------|----------------|
| Brett Favre | GB/MIN | 20 (1995-2009) |
| Tom Brady   | NE     | 18 (2001-2011) |
| Dan Marino  | MIA    | 13 (1983-1995) |

### BRADY IN POSTSEASON

With the win in Super Bowl LI and another MVP award, Brady now has the most Super Bowl wins by a quarterback and the most Super Bowl MVP Awards.

#### QB's WITH 3 OR MORE SUPER BOWL VICTORIES

| PLAYER         | TEAM | WINS |
|----------------|------|------|
| Tom Brady      | NE   | 5    |
| Terry Bradshaw | PIT  | 4    |
| Joe Montana    | SF   | 4    |
| Troy Aikman    | DAL  | 3    |

#### PLAYERS WITH MULTIPLE SUPER BOWL MVP AWARDS

| PLAYER         | TEAM | MVPS |
|----------------|------|------|
| Tom Brady      | NE   | 4    |
| Joe Montana    | SF   | 3    |
| Terry Bradshaw | PIT  | 2    |
| Bart Starr     | GB   | 2    |
| Eli Manning    | NYG  | 2    |

### BRADY HAS MOST PLAYOFF WINS

Tom Brady is the winningest quarterback in NFL playoff history among signal callers who have made at least 10 starts.

#### MOST PLAYOFF WINS BY STARTING QB IN NFL HISTORY

| PLAYER             | TEAM                | PLAYOFF WINS |
|--------------------|---------------------|--------------|
| Tom Brady          | New England         | 25           |
| Joe Montana        | San Fran./K.C.      | 16           |
| Terry Bradshaw     | Pittsburgh          | 14           |
| John Elway         | Denver              | 14           |
| Peyton Manning     | Indianapolis/Denver | 14           |
| Brett Favre        | Green Bay           | 13           |
| Ben Roethlisberger | Pittsburgh          | 12           |
| Troy Aikman        | Dallas              | 11           |
| Roger Staubach     | Dallas              | 11           |

#### HIGHEST PLAYOFF WIN PCT. BY STARTING QB IN NFL HISTORY

(Minimum 10 Starts)

| PLAYER         | TEAM              | W  | L | PCT  |
|----------------|-------------------|----|---|------|
| Bart Starr     | Green Bay         | 9  | 1 | .900 |
| Jim Plunkett   | Oak./L.A. Raiders | 8  | 2 | .800 |
| Terry Bradshaw | Pittsburgh        | 14 | 5 | .737 |
| Tom Brady      | New England       | 25 | 9 | .735 |
| Troy Aikman    | Dallas            | 11 | 4 | .733 |
| Joe Montana    | San Fran./K.C.    | 16 | 7 | .696 |
| Kurt Warner    | St. Louis/Arizona | 9  | 4 | .692 |
| Russell Wilson | Seattle           | 8  | 4 | .667 |
| John Elway     | Denver            | 14 | 7 | .667 |
| Joe Flacco     | Baltimore         | 10 | 5 | .667 |
| Eli Manning    | NY Giants         | 8  | 4 | .667 |

#### MOST PLAYOFF STARTS BY A QUARTERBACK

| PLAYER         | TEAM                  | STARTS |
|----------------|-----------------------|--------|
| Tom Brady      | New England           | 34     |
| Peyton Manning | Indianapolis/Denver   | 27     |
| Brett Favre    | Green Bay/Minnesota   | 24     |
| Joe Montana    | San Fran./Kansas City | 23     |
| John Elway     | Denver                | 21     |

### BRADY IN THE SUPER BOWL

Brady is the all-time leader in Super Bowl passing yards (2,071), completions (207), pass attempts (309) and touchdowns (15). Brady's start in Super Bowl LI was his NFL record seventh Super Bowl start, the most among all NFL players.

#### SUPER BOWL PASSING YARDS

| PLAYER         | ATT | COMP | YARDS |
|----------------|-----|------|-------|
| Tom Brady      | 309 | 207  | 2,071 |
| Kurt Warner    | 132 | 83   | 1,156 |
| Joe Montana    | 122 | 83   | 1,142 |
| John Elway     | 152 | 76   | 1,128 |
| Peyton Manning | 155 | 103  | 1,001 |
| Terry Bradshaw | 84  | 49   | 932   |

#### SUPER BOWL PASSING TOUCHDOWNS

| PLAYER         | APPEARANCES | TDs |
|----------------|-------------|-----|
| Tom Brady      | 7           | 15  |
| Joe Montana    | 4           | 11  |
| Terry Bradshaw | 4           | 9   |
| Roger Staubach | 4           | 8   |
| Kurt Warner    | 3           | 6   |
| Steve Young    | 2           | 6   |

#### SUPER BOWL STARTS BY A QUARTERBACK

| STARTING QB    | TEAM    | # | APPEARANCES                                 |
|----------------|---------|---|---|
| Tom Brady      | NE      | 7 | XXXVI, XXXVIII, XXXIX, XLII, XLVI, XLIX, LI |
| John Elway     | DEN     | 5 | XXI, XXII, XXIV, XXXII, XXXIII              |
| Terry Bradshaw | PIT     | 4 | IX, X, XIII, XIV                            |
| Jim Kelly      | BUF     | 4 | XXV, XXVI, XXVII, XXVIII                    |
| Peyton Manning | IND/DEN | 4 | XLI, XLIV, XLVIII, 50                       |
| Joe Montana    | SF      | 4 | XVI, XIX, XXIII, XXIV                       |
| Roger Staubach | DAL     | 4 | VI, X, XII, XIII                            |





# TOM BRADY

## PLAYOFF NOTES

### BRADY'S SEVEN CONFERENCE TITLES ARE THE MOST OF ANY STARTING QB IN SUPER BOWL ERA

The 2016 AFC Championship is Tom Brady's seventh conference title, the most conference titles in NFL history during the Super Bowl Era [since 1966].

#### MOST CONFERENCE CHAMPIONSHIPS AS A STARTING QUARTERBACK IN SUPER BOWL ERA

| STARTING QB        | TEAM                | # | SEASONS                                  | SUPER BOWL APPEARANCES                      |
|--------------------|---------------------|---|--|---|
| Tom Brady          | New England         | 7 | 2001, 2003, 2004, 2007, 2011, 2014, 2016 | XXXVI, XXXVIII, XXXIX, XLII, XLVI, XLIX, LI |
| John Elway         | Denver              | 5 | 1986, 1987, 1989, 1997, 1998             | XXI, XXII, XXIV, XXXII, XXXIII              |
| Terry Bradshaw     | Pittsburgh          | 4 | 1974, 1975, 1978, 1979                   | IX, X, XIII, XIV                            |
| Jim Kelly          | Buffalo             | 4 | 1990, 1991, 1992, 1993                   | XXV, XXVI, XXVII, XXVIII                    |
| Joe Montana        | San Francisco       | 4 | 1981, 1984, 1988, 1989                   | XVI, XIX, XXIII, XXIV                       |
| Roger Staubach     | Dallas              | 4 | 1971, 1975, 1977, 1978                   | VI, X, XII, XIII                            |
| Peyton Manning     | Indianapolis/Denver | 4 | 2006, 2009, 2013, 2015                   | XLI, XLIV, XLVIII, 50                       |
| Troy Aikman        | Dallas              | 3 | 1992, 1993, 1995                         | XXXVII, XXXVIII, XXX                        |
| Bob Griese         | Miami               | 3 | 1971, 1972, 1973                         | VI, VII, VIII                               |
| Ben Roethlisberger | Pittsburgh          | 3 | 2005, 2008, 2010                         | XL, XLIII, XLV                              |
| Fran Tarkenton     | Minnesota           | 3 | 1973, 1974, 1976                         | VII, IX, XI                                 |
| Kurt Warner        | St. Louis/Arizona   | 3 | 1999, 2001, 2008                         | XXXIV, XXXVI, XLIII                         |

### SUPER COMBINATION

New England head coach Bill Belichick and quarterback Tom Brady won their seventh conference championship together in 2016. Three other coach/quarterback duos have qualified for four Super Bowls - Dallas' Tom Landry and Roger Staubach; Buffalo's Marv Levy and Jim Kelly; and Pittsburgh's Chuck Noll and Terry Bradshaw.

#### MOST CONFERENCE CHAMPIONSHIPS BY A HEAD COACH-QUARTERBACK TANDEM

| QUARTERBACK    | HEAD COACH     | TEAM        | CONFERENCE TITLES | YEARS                                    |
|----------------|----------------|-------------|-------------------|--|
| Tom Brady      | Bill Belichick | New England | 7                 | 2001, 2003, 2004, 2007, 2011, 2014, 2016 |
| Roger Staubach | Tom Landry     | Dallas      | 4                 | 1971, 1975, 1977, 1978                   |
| Jim Kelly      | Marv Levy      | Buffalo     | 4                 | 1990, 1991, 1992, 1993                   |
| Terry Bradshaw | Chuck Noll     | Pittsburgh  | 4                 | 1974, 1975, 1978, 1979                   |

## DIVISION TITLES

# 14

Tom Brady added to his NFL record with his 14th division championship in 2016. Peyton Manning has the second-most with 12 division titles.

| Quarterback    | Career Division Titles |
|----------------|------------------------|
| Tom Brady      | 14                     |
| Peyton Manning | 12                     |
| Joe Montana    | 9                      |
| Brett Favre    | 8                      |
| Terry Bradshaw | 7                      |
| John Elway     | 7                      |

### BRADY SETS NFL RECORD FOR MOST CONSECUTIVE DIVISION TITLES

Tom Brady set an NFL record by leading the Patriots to their eighth straight division title in 2016.

| Player         | Team     | Cons. Division Titles |
|----------------|----------|-----------------------|
| Tom Brady      | Patriots | 8 (2009-16)           |
| Terry Bradshaw | Steelers | 6 (1974-79)           |
| Fran Tarkenton | Vikings  | 6 (1973-78)           |

### BRADY SET NFL RECORD FOR MOST CONSECUTIVE COMPLETIONS IN SUPER BOWL HISTORY

In Super Bowl XLVI, Brady completed a record 16 straight passes to set a new Super Bowl record. The previous record was held by Joe Montana, who had 13 straight completions in Super Bowl XXIV.

### BRADY SET NFL RECORD WITH HIS 11TH CONFERENCE CHAMPIONSHIP

Tom Brady appeared in his NFL-record 11th conference championship game in 2016, moving past Gene Upshaw and George Blanda, who played in 10 conference championship games.

### BRADY POSTSEASON GAMES

Tom Brady leads the NFL with 34 postseason games.

| Player         | Teams      | Postseason Games |
|----------------|------------|------------------|
| Tom Brady      | Patriots   | 34               |
| Adam Vinatieri | NE/IND     | 30               |
| Jerry Rice     | SF/OAK/SEA | 29               |
| D.D. Lewis     | Dallas     | 27               |
| Peyton Manning | IND/DEN    | 27               |

### GOOD THINGS COME IN THREES

Tom Brady threw for three in the 2016 AFC Championship Game to tie Joe Montana for the most games with three or more touchdowns in the postseason. Brady is 9-0 in those games.

#### Most 3 TD Pass Playoff Games - Since Merger

|                |   |
|----------------|---|
| Tom Brady      | 9 |
| Joe Montana    | 9 |
| Aaron Rodgers  | 7 |
| Peyton Manning | 6 |
| Brett Favre    | 6 |



# BILL BELICHICK

## PLAYOFF NOTES

### BELICHICK'S SEVEN CONFERENCE TITLES ARE THE MOST OF ANY HEAD COACH IN SUPER BOWL ERA

The 2016 AFC Championship was Bill Belichick's seventh conference championship, the most in NFL history during the Super Bowl era (since 1966).

### MOST CONFERENCE CHAMPIONSHIPS BY A HEAD COACH IN SUPER BOWL ERA

| HEAD COACH     | TEAM              | # | SEASONS                                  | SUPER BOWL APPEARANCES                      |
|----------------|-------------------|---|--|---|
| Bill Belichick | New England       | 7 | 2001, 2003, 2004, 2007, 2011, 2014, 2016 | XXXVI, XXXVIII, XXXIX, XLII, XLVI, XLIX, LI |
| Don Shula      | Balt. Colts/Miami | 6 | 1968, 1971, 1972, 1973, 1982, 1984       | III, VI, VII, VIII, XVII, XIX               |
| Tom Landry     | Dallas            | 5 | 1970, 1971, 1975, 1977, 1978             | V, VI, X, XII, XIII                         |
| Joe Gibbs      | Washington        | 4 | 1982, 1983, 1987, 1991                   | XVII, XVIII, XXII, XXVI                     |
| Bud Grant      | Minnesota         | 4 | 1969, 1973, 1974, 1976                   | IV, VII, IX, XI                             |
| Marv Levy      | Buffalo           | 4 | 1990, 1991, 1992, 1993                   | XXV, XXVI, XXVII, XXVIII                    |
| Chuck Noll     | Pittsburgh        | 4 | 1974, 1975, 1978, 1979                   | IX, X, XIII, XIV                            |
| Dan Reeves     | Denver/Atlanta    | 4 | 1986, 1987, 1989, 1998                   | XXI, XXII, XXIV, XXIII                      |

## SUPER SUCCESS

Bill Belichick has won five Super Bowls, the most Super Bowl wins by a head coach in NFL history.

### MOST SUPER BOWL VICTORIES

| HEAD COACH     | TEAM          | TITLES | SEASONS                      |
|----------------|---------------|--------|------------------------------|
| Bill Belichick | New England   | 5      | 2001, 2003, 2004, 2014, 2016 |
| Chuck Noll     | Pittsburgh    | 4      | 1974, 1975, 1978, 1979       |
| Joe Gibbs      | Washington    | 3      | 1982, 1987, 1991             |
| Bill Walsh     | San Francisco | 3      | 1981, 1984, 1988             |

**NOTE:** Sorted by most recent championship. Super Bowls have determined NFL champion since 1966.

## ELITE COMPANY

Bill Belichick is one of four NFL head coaches to win five or more championships since the league began postseason play in 1933, but the only one to win five Super Bowls. Belichick joined an exclusive club in which each of the four other members has been enshrined in the Pro Football Hall of Fame.

### HEAD COACHES WITH FOUR OR MORE NFL TITLES (Listed alphabetically)

| HEAD COACH     | CHAMPIONSHIP TEAM(S)                             |
|----------------|--|
| Bill Belichick | 5- Patriots (SB XXXVI, XXXVIII, XXXIX, XLIX, LI) |
| George Halas   | 6- Chicago Bears (1921, 33, 40, 41, 46, 63)      |
| Curly Lambeau  | 6- Green Bay Packers (1929, 30, 31, 36, 39, 44)  |
| Vince Lombardi | 5- Green Bay Packers (1961, 62, 65, SB I, II)    |

## MOST POSTSEASON WINS

With the victory over Indianapolis in the AFC Championship Game [01/18/15], Bill Belichick collected his 21st career playoff win, the most postseason wins by a head coach.

### MOST PLAYOFF WINS BY AN NFL HEAD COACH

| COACH          | TEAM                                  | WINS |
|----------------|---------------------------------------|------|
| Bill Belichick | Cleveland Browns/New England Patriots | 26   |
| Tom Landry     | Dallas Cowboys                        | 20   |
| Don Shula      | Baltimore Colts/Miami Dolphins        | 19   |
| Joe Gibbs      | Washington Redskins                   | 17   |
| Chuck Noll     | Pittsburgh Steelers                   | 16   |

### BEST POSTSEASON RECORDS IN NFL HISTORY (Minimum 10 Games)

| HEAD COACH     | TEAM                  | W  | L  | PCT  |
|----------------|-----------------------|----|----|------|
| Vince Lombardi | Green Bay/Washington  | 9  | 1  | .900 |
| Tom Flores     | Oakland               | 8  | 3  | .727 |
| Bill Belichick | Cleveland/New England | 26 | 10 | .722 |
| Bill Walsh     | San Francisco         | 10 | 4  | .714 |
| Joe Gibbs      | Washington            | 17 | 7  | .708 |
| Jimmy Johnson  | Dallas/Miami          | 9  | 4  | .692 |

## RECORD 10 SB APPEARANCES

Belichick secured his 10th Super Bowl during his coaching career in 2016 with the Patriots berth in Super Bowl LI, the most among any head coach or assistant coach in NFL history.

### MOST SUPER BOWL APPEARANCES AS A HEAD COACH OR ASSISTANT

| Head Coach     | Super Bowls                |
|----------------|----------------------------|
| Bill Belichick | 10 (seven as a head coach) |
| Dan Reeves     | 7 (four as a head coach)   |
| Don Shula      | 6 (six as a head coach)    |
| Tom Landry     | 5 (five as a head coach)   |
| Chuck Noll     | 5 (four as a head coach)   |
| Marv Levy      | 5 (four as a head coach)   |

## POSTSEASON APPEARANCES

Belichick tied Tom Landry and Don Shula by coaching in his 36th postseason game in Super Bowl LI.

### MOST POSTSEASON GAMES AS A HEAD COACH

| Head Coach                             | GAMES |
|--|-------|
| Bill Belichick (Cleveland/New England) | 36    |
| Tom Landry (Dallas)                    | 36    |
| Don Shula (Baltimore/Miami)            | 36    |
| Chuck Noll (Pittsburgh)                | 24    |
| Mike Holmgren (Green Bay/Seattle)      | 24    |
| Joe Gibbs (Washington)                 | 24    |

## POSTSEASON APPEARANCES

Bill Belichick has led his teams to 15 postseason berths, which is third all-time among NFL head coach.

### NFL HEAD COACHES WITH THE MOST POSTSEASON SEASONS

|                     |
|---------------------|
| Don Shula - 19      |
| Tom Landry 18       |
| Bill Belichick - 15 |

## BELICHICK 1ST ALL-TIME IN CONFERENCE CHAMPIONSHIP APPEARANCES

Bill Belichick reached his 11th conference championship as a head coach in 2016 to move out of a tie with Tom Landry for the most by a head coach since the 1970 merger.

| HEAD COACH     | CONFERENCE CHAMPIONSHIPS |
|----------------|--------------------------|
| Bill Belichick | 11                       |
| Tom Landry     | 10                       |
| Don Shula      | 7                        |
| Chuck Noll     | 7                        |
| John Madden    | 6                        |
| Bill Cowher    | 6                        |



# BILL BELICHICK

## PLAYOFF NOTES

### BELICHICK GUIDES PATRIOTS TO EIGHTH STRAIGHT DIVISION TITLE; MOST CONSECUTIVE DIVISION TITLES AMONG ALL NFL COACHES

Bill Belichick is the first NFL coach to lead his team to eight consecutive division titles. Paul Brown (1950-55), Tom Landry (1966-71), Bud Grant (1973-78) and Chuck Noll (1974-79) led their teams to six straight titles.

| HEAD COACH            | TEAMS           | CONSECUTIVE DIVISION TITLES |
|-----------------------|-----------------|-----------------------------|
| <b>Bill Belichick</b> | <b>Patriots</b> | <b>8 (2009-2016)</b>        |
| Paul Brown            | Cleveland       | 6 (1950-1955)               |
| Tom Landry            | Dallas          | 6 (1966-1971)               |
| Bud Grant             | Minnesota       | 6 (1973-1978)               |
| Chuck Noll            | Steelers        | 6 (1974-1979)               |

## DIVISION

TITLES

# 14

Belichick guided the Patriots to the AFC East title in 2016. It is the 14th division title of his career, three more than Don Shula (11) for the most division titles since the 1970 NFL merger.







# PLAYOFF NOTES

## PLAYER PARTICIPATION

### PATRIOTS PLAYOFF PARTICIPATION

#### PATRIOTS WHO HAVE PLAYED IN PLAYOFFS (49)

| PLAYER              | POS | EXP | GP/GS |
|---------------------|-----|-----|-------|
| Allen, Ryan         | P   | 4   | 10/0  |
| Amendola, Danny     | WR  | 8   | 10/4  |
| Andrews, David      | C   | 2   | 5/3   |
| Bennett, Martellus  | TE  | 9   | 5/4   |
| Blount, LeGarrette  | RB  | 7   | 8/2   |
| Bolden, Brandon     | RB  | 5   | 12/2  |
| Brady, Tom          | QB  | 17  | 34/34 |
| Branch, Alan        | DL  | 10  | 12/8  |
| Brown, Malcom       | DL  | 2   | 5/5   |
| Butler, Malcom      | CB  | 3   | 8/5   |
| Cannon, Marcus      | OL  | 6   | 15/7  |
| Cardona, Joe        | LS  | 2   | 5/0   |
| Chung, Patrick      | S   | 8   | 16/13 |
| Coleman, Justin     | DB  | 2   | 2/0   |
| Develin, James      | FB  | 4   | 8/2   |
| Ebner, Nate         | DB  | 5   | 12/0  |
| Edelman, Julian     | WR  | 8   | 15/11 |
| Fleming, Cameron    | OL  | 3   | 6/0   |
| Flowers, Trey       | DL  | 2   | 3/3   |
| Floyd, Michael      | WR  | 5   | 4/4   |
| Garoppolo, Jimmy    | QB  | 3   | 1/0   |
| Gostkowski, Stephen | K   | 11  | 22/0  |
| Grissom, Geneo      | DL  | 2   | 3/0   |
| Harmon, Duron       | DB  | 4   | 10/5  |
| Hightower, Dont'a   | LB  | 5   | 12/12 |
| Hogan, Chris        | WR  | 4   | 3/3   |
| Jones, Jonathan     | DB  | R   | 3/0   |
| Karras, Ted         | G   | R   | 3/0   |
| King, Brandon       | DB  | 2   | 5/0   |
| Lengel, Matt        | TE  | 1   | 3/0   |
| Lewis, Dion         | RB  | 5   | 3/2   |
| Long, Chris         | DE  | 9   | 3/0   |
| Mason, Shaq         | OL  | 2   | 5/5   |
| McClellin, Shea     | LB  | 5   | 3/1   |

### PATRIOTS PLAYOFF PARTICIPATION

#### PATRIOTS WHO HAVE PLAYED IN PLAYOFFS (49)

| PLAYER             | POS | EXP | GP/GS |
|--------------------|-----|-----|-------|
| McCourty, Devin    | DB  | 7   | 16/16 |
| Mingo, Barkevious  | LB  | 4   | 3/0   |
| Mitchell, Malcolm  | WR  | R   | 2/2   |
| Ninkovich, Rob     | DE  | 11  | 17/16 |
| Richards, Jordan   | DB  | 2   | 2/0   |
| Roberts, Elandon   | LB  | R   | 3/2   |
| Rowe, Eric         | DB  | 2   | 3/0   |
| Ryan, Logan        | CB  | 4   | 10/5  |
| Sheard, Jabaal     | DL  | 6   | 5/0   |
| Slater, Matthew    | WR  | 9   | 17/1  |
| Solder, Nate       | T   | 6   | 13/13 |
| Thuney, Joe        | OL  | R   | 3/3   |
| Valentine, Vincent | DT  | R   | 3/0   |
| Van Noy, Kyle      | LB  | 3   | 4/0   |
| White, James       | RB  | 3   | 5/1   |

#### PATRIOTS ON IR OR PUP WITH PLAYOFF EXPERIENCE (5)

| PLAYER             | POS | EXP | GP/GS |
|--------------------|-----|-----|-------|
| Freemy, Jonathan   | LB  | 5   | 2/0   |
| Gronkowski, Rob    | TE  | 7   | 10/10 |
| Jackson, Tre'      | G   | 2   | 0/0   |
| Scruggs, Greg      | TE  | 5   | 2/0   |
| Vollmer, Sebastian | T   | 8   | 10/10 |

#### PATRIOTS WHO HAVE NOT PLAYED IN PLAYOFFS (4)

| PLAYER           | POS | EXP | GP/GS |
|------------------|-----|-----|-------|
| Brissett, Jacoby | QB  | R   | 0/0   |
| Foster, D.J.     | RB  | R   | 0/0   |
| Jones, Cyrus     | CB  | R   | 0/0   |
| Waddle, LaAdrian | OL  | 4   | 0/0   |





# PLAYOFF NOTES

## GOSTKOWSKI PILING ON

Stephen Gostkowski is the Patriots' all-time leading scorer in the postseason and is third for the most postseason points all-time.

### Most Kicking Points in the Postseason

|                              |            |
|------------------------------|------------|
| 1. Adam Vinatieri            | 234        |
| 2. David Akers               | 175        |
| <b>3. Stephen Gostkowski</b> | <b>160</b> |
| 4. Gary Anderson             | 153        |
| 5. Mason Crosby              | 137        |
| 6. George Blanda             | 115        |
| 7. Matt Stover               | 106        |
| 8. Matt Bahr                 | 103        |

### MOST FIELD GOALS IN THE POSTSEASON

|                                |
|--------------------------------|
| Adam Vinatieri - 56            |
| David Akers - 39               |
| Gary Anderson - 32             |
| <b>Stephen Gostkowski - 31</b> |
| Mason Crosby - 26              |

### Most Points in the Postseason

|                              |            |
|------------------------------|------------|
| 1. Adam Vinatieri            | 234        |
| 2. David Akers               | 175        |
| <b>3. Stephen Gostkowski</b> | <b>160</b> |
| 4. Gary Anderson             | 153        |
| 5. Mason Crosby              | 137        |
| 6. Jerry Rice                | 132        |
| 7t. Emmitt Smith             | 126        |
| 7t. Thurman Thomas           | 126        |
| 9. George Blanda             | 115        |
| 10. Matt Stover              | 106        |
| 11. Matt Bahr                | 103        |
| 12. Franco Harris            | 102        |

## EDELMAN INCHING CLOSER TO TOP

Julian Edelman had 21 receptions in the 2016 postseason to move to third all-time in postseason receptions with 89. He is the Patriots all-time leader with 89 receptions and 1,024 receiving yards. He is ranked 13th all-time in postseason receiving yards and is one of 14 players with at least 1,000 postseason receiving yards.

### Most Postseason Receptions

|                          |           |
|--------------------------|-----------|
| 1. Jerry Rice            | 151       |
| 2. Reggie Wayne          | 93        |
| <b>3. Julian Edelman</b> | <b>89</b> |
| 4t. Hines Ward           | 88        |
| 4t. Wes Welker           | 88        |
| 6. Michael Irvin         | 87        |
| 7. Andre Reed            | 85        |
| 8. Thurman Thomas        | 76        |
| 9. Cliff Branch          | 73        |
| 10t. Fred Biletnikoff    | 70        |
| 10t. Anquan Boldin       | 70        |
| 12. Art Monk             | 69        |

### Most Postseason Receptions in Patriots History

|                          |           |
|--------------------------|-----------|
| <b>1. Julian Edelman</b> | <b>89</b> |
| 2. Wes Welker            | 69        |
| 3. Troy Brown            | 58        |
| 4. Deion Branch          | 56        |
| 5. Rob Gronkowski        | 52        |

### Most Postseason Receiving Yards in Patriots History

|                          |              |
|--------------------------|--------------|
| <b>1. Julian Edelman</b> | <b>1,024</b> |
| 2. Deion Branch          | 852          |
| 3. Rob Gronkowski        | 754          |
| 4. Troy Brown            | 694          |
| 5. Wes Welker            | 686          |

## DEFENSIVE LEADERS

Devin McCourty, Rob Ninkovich and Dont'a Hightower are moving up on the Patriots postseason tackle list. .

### Patriots All-Time Leading Postseason Tacklers

|                            |           |
|----------------------------|-----------|
| 1. Tedy Bruschi            | 128       |
| 2. Mike Vrabel             | 88        |
| 3. Willie McGinest         | 85        |
| 4. Vince Wilfork           | 81        |
| 5. Rodney Harrison         | 77        |
| <b>6. Devin McCourty</b>   | <b>72</b> |
| <b>7. Rob Ninkovich</b>    | <b>64</b> |
| <b>8. Dont'a Hightower</b> | <b>63</b> |
| 9. Ted Johnson             | 62        |
| 10. Jerod Mayo             | 58        |



# INSIDE THE NUMBERS

## POSTSEASON

### PATRIOTS IN THE PLAYOFFS

5

The New England Patriots have won five Super Bowls, joining Pittsburgh (6), Dallas (5) and San Francisco (5) as the only teams with at least five Super Bowls.

6

The Patriots set six team records in Super Bowl LI: Most first downs (37), Most first downs passing (26), most offensive plays (93), most pass attempts (63), most pass completions (43) and most passing yards (442).

7

New England reached 12 regular-season wins for the seventh consecutive season in 2016, the second-longest such streak since the 1970 merger.

8

New England has captured eight consecutive AFC East titles from 2009-16, marking the longest streak in AFC East division history and passing the LA Rams (1973-79) for the most consecutive division titles in NFL history.

9

The Patriots have earned a Super Bowl berth nine times in their 57-year history, the most Super Bowl berths in NFL history.

12

The Patriots earned a first-round bye in the 2016 NFL playoffs, and they lead the NFL with 12 first-round byes since the current playoff format was instituted in 1990.

13

The Patriots reached their 13th Conference Championship game in 2016, fourth, behind Pittsburgh (16), San Francisco (15) and Dallas (14).

14

The Patriots overcame two 14-point deficits in the 35-31 win over Baltimore (01/10/15) in the Divisional game to become the first team ever to erase a pair of 14-point deficits in a single playoff game.

16

The Patriots currently have the longest active winning seasons streak with 16 straight winning seasons since 2001.

24

New England has made the playoffs 24 times in its 57-year history, with 18 of those berths coming in the 23 seasons since Robert Kraft purchased the team in 1994.

25

The Patriots 25-point comeback in Super Bowl LI is the largest ever in a Super Bowl and the third largest comeback in NFL postseason history.

31

New England has compiled 31 winning seasons since the 1970 merger, tied for the second-most among all NFL teams.

38

New England's 45-7 victory over Indianapolis in the 2014 AFC title game is the third largest margin of victory in a Conference Championship Game since the merger.

180

WR Chris Hogan set a franchise postseason record with 180 receiving yards in the AFC Championship Game vs. Pittsburgh on Jan. 22, 2017.

.627

New England's playoff winning percentage of .627 is the second best in NFL history among teams that have played at least 15 playoff games, behind Baltimore .652.

### BILL BELICHICK IN THE PLAYOFFS

5

Belichick won his fifth Super Bowl in 2016, the most Super Bowls among all NFL head coaches.

7

Belichick has seven Super Bowl berths as a head coach, to move past Don Shula (6) for the most all time.

10

Belichick participated in his 10th Super Bowl overall, including seven as a head coach and three as an assistant coach.

14

The number of division titles won by Bill Belichick, the most of any head coach in NFL history since the NFL merger in 1970.

26

Belichick passed Tom Landry (20) for the most postseason wins by a head coach in NFL history with three wins in the 2014 postseason.

### TOM BRADY IN THE PLAYOFFS

4

Brady was named MVP of the Super Bowl for the fourth time in his career in Super Bowl LI, the most Super Bowl MVP awards of any player.

5

Brady won his fifth Super Bowl in 2016 to become the only NFL quarterback with five Super Bowl wins.

7

Brady won his seventh conference title in 2016, the most conference titles by a quarterback. Brady's start in Super Bowl LI moved him out of a tie with DL Mike Lodish for the most Super Bowls played with seven. Lodish played in six (four with Buffalo and two with Denver).

11

Brady played in his 11th Conference Title game in 2016 to move past the 10 appearances by Gene Upshaw and George Blanda.

12

The number of 300-yard games that Tom Brady has accumulated in the postseason, the most in NFL history.

14

The number of division championships by Tom Brady, the most division titles ever by a quarterback. Peyton Manning is second with 12.

16

Brady set a Super Bowl record with 16 straight pass completions in Super Bowl XLVI vs. the New York Giants.

25

The number of playoff wins for Tom Brady, the most of any quarterback in NFL history.

34

The number of playoff starts for Tom Brady, the most of any quarterback in NFL history and any NFL player overall.

63

Brady is first in NFL history with 63 postseason touchdown passes.

466

Brady set a Super Bowl record with 466 passing yards in Super Bowl LI, becoming the second player to throw for 400 yards in a Super Bowl (Kurt Warner - 414).

### STEPHEN GOSTKOWSKI IN THE PLAYOFFS

31

Gostkowski has 31 career postseason field goals, the fourth-most in the postseason, behind Adam Vinatieri (56), David Akers (39) and Gary Anderson (32).

160

The number of postseason points for Stephen Gostkowski, third all-time in postseason points.

### THE KRAFT ERA IN THE PLAYOFFS

5

The number of Super Bowl championships the Patriots have won since Robert Kraft purchased the team in 1994. That mark is the highest total in the NFL over that span.

8

The number of conference championships the Patriots have won since Robert Kraft purchased the team in 1994, the most by an ownership group in the Super Bowl era.

16

The number of division championships won by the Patriots since Kraft purchased the team in 1994.

18

The number of playoff seasons earned by the Patriots in the 23 seasons since Robert Kraft purchased the team.

41

The number of playoff games the Patriots have appeared in since 1994, the most in the NFL. Green Bay has the second most with 36.

251

The number of consecutive home games that have been sold out, including all playoff and preseason games dating back to the 1994 season opener.

283

The number of games the Patriots have won since Robert Kraft purchased the franchise in 1994. Prior to Kraft's ownership, the team had won 225 total games in its entire history from 1960-93.



# INDIVIDUAL & TEAM NOTES





# ROBERT KRAFT

## News & Notes

Since Robert Kraft purchased the team in 1994, the Patriots have experienced one of the most dramatic turnarounds in the history of sports. Now in his 23rd season of ownership, Kraft has transformed one of the league's least successful clubs into what observers view as a model NFL franchise. In the five seasons immediately preceding his purchase (1989-93), the Patriots were a moribund team, winning just 19 of 80 games (.238 pct.) and logging the worst record in the NFL over that span. When he bought the franchise on Jan. 21, 1994, Kraft announced his intention to bring a championship to New England, a tall order considering the team's previous success rate. But under Kraft's leadership, the Patriots have won more division titles (16), conference crowns (8) and Super Bowl championships (5) than any other NFL team. Super Bowl LI was the eighth Super Bowl appearance since Kraft purchased the team, a period during which no other team has earned more than four berths. In Kraft's 23 seasons, the Patriots have qualified for the playoffs 18 times, more than doubling the franchise's accomplishments during its first 34 seasons. In 2016, Kraft earned his 20th winning season in 23 years of owning the franchise.



|                     | <u>Pre-Kraft<br/>1960-93</u> | <u>Pre-Kraft<br/>1989-93</u> | <u>Kraft Era<br/>1994-16</u> |
|---------------------|------------------------------|------------------------------|------------------------------|
| Overall Record      | 225-276-9                    | 19-61                        | 283-126                      |
| Winning Pct.        | .450                         | .238                         | .692                         |
| Super Bowl Titles   | 0                            | 0                            | 5                            |
| Conference Titles   | 1                            | 0                            | 8                            |
| Division Titles     | 3                            | 0                            | 16                           |
| Playoff Seasons     | 6                            | 0                            | 18                           |
| Playoff Record      | 4-6                          | -                            | 28-13                        |
| Home Playoff Games  | 1                            | 0                            | 23                           |
| Home Playoff Record | 0-1                          | -                            | 20-3                         |

## A CHAMPIONSHIP TRADITION

### MULTIPLE LEAGUE CHAMPIONSHIPS SINCE 2001

| TEAM                 | LEAGUE | TITLES |
|----------------------|--------|--------|
| New England Patriots | NFL    | 5      |
| Los Angeles Galaxy   | MLS    | 5      |
| Los Angeles Lakers   | NBA    | 4      |
| San Antonio Spurs    | NBA    | 4      |
| Boston Red Sox       | MLB    | 3      |
| San Francisco Giants | MLB    | 3      |

### HIGHEST WINNING PERCENTAGE IN MAJOR PROFESSIONAL SPORTS SINCE 1994 (Regular Season)

| TEAM                 | LEAGUE | PCT  |
|----------------------|--------|------|
| New England Patriots | NFL    | .693 |
| San Antonio Spurs    | NBA    | .693 |
| Detroit Red Wings    | NHL    | .647 |
| Green Bay Packers    | NFL    | .643 |
| Pittsburgh Steelers  | NFL    | .632 |
| Denver Broncos       | NFL    | .609 |

## 251 GAME SELLOUT STREAK

In the early 1990's, the Patriots seemed destined for relocation until Robert Kraft's purchase of the team rejuvenated local interest. In 1991, the season ticket base was just 17,635, barely enough to support the club. Now, the season tickets are capped and more than 50,000 fans are on a season ticket waiting list. The Patriots have sold out 251 consecutive home games, including playoff and preseason games (dating back to the 1994 season opener).

## SINCE ROBERT KRAFT PURCHASED THE TEAM IN 1994

### TOTAL VICTORIES SINCE 1994 (Regular Season)

|                      |     |
|----------------------|-----|
| New England Patriots | 255 |
| Green Bay Packers    | 236 |
| Pittsburgh Steelers  | 232 |
| Denver Broncos       | 224 |
| Indianapolis Colts   | 221 |

### TOTAL VICTORIES SINCE 1994 (Incl. Postseason)

|                      |     |
|----------------------|-----|
| New England Patriots | 283 |
| Green Bay Packers    | 256 |
| Pittsburgh Steelers  | 252 |
| Denver Broncos       | 238 |
| Indianapolis Colts   | 235 |
| Philadelphia Eagles  | 211 |
| Seattle Seahawks     | 211 |

### MOST HOME VICTORIES SINCE 1994 (Incl. Postseason)

|                      |     |
|----------------------|-----|
| New England Patriots | 161 |
| Green Bay Packers    | 151 |
| Pittsburgh Steelers  | 144 |
| Denver Broncos       | 139 |
| Indianapolis Colts   | 131 |
| Seattle Seahawks     | 131 |

### WINNING PERCENTAGE SINCE 1994 (Incl. Postseason)

| TEAM                 | W   | L   | T | PCT. |
|----------------------|-----|-----|---|------|
| New England Patriots | 283 | 126 | 0 | .692 |
| Green Bay Packers    | 256 | 147 | 1 | .635 |
| Pittsburgh Steelers  | 252 | 148 | 1 | .630 |
| Denver Broncos       | 238 | 153 | 0 | .609 |
| Indianapolis Colts   | 235 | 162 | 0 | .592 |
| Baltimore Ravens     | 196 | 162 | 1 | .547 |

### SUPER BOWL CHAMPIONSHIPS SINCE 1994

|                      |   |
|----------------------|---|
| New England Patriots | 5 |
| Denver Broncos       | 3 |
| Baltimore Ravens     | 2 |
| Green Bay Packers    | 2 |
| Pittsburgh Steelers  | 2 |
| N.Y. Giants          | 2 |

### CONFERENCE CHAMPIONSHIPS SINCE 1994

|                      |   |
|----------------------|---|
| New England Patriots | 8 |
| Pittsburgh Steelers  | 4 |
| Denver Broncos       | 4 |
| Green Bay Packers    | 3 |
| N.Y. Giants          | 3 |
| Seattle Seahawks     | 3 |

### DIVISION CHAMPIONSHIPS SINCE 1994

|                      |    |
|----------------------|----|
| New England Patriots | 16 |
| Green Bay Packers    | 12 |
| Pittsburgh Steelers  | 12 |
| Indianapolis Colts   | 10 |

### PLAYOFF VICTORIES SINCE 1994

|                      |    |
|----------------------|----|
| New England Patriots | 28 |
| Pittsburgh Steelers  | 20 |
| Green Bay Packers    | 20 |
| Baltimore Ravens     | 15 |
| Denver Broncos       | 14 |
| Indianapolis Colts   | 14 |
| Seattle Seahawks     | 13 |
| San Francisco 49ers  | 12 |

### PLAYOFF GAMES PLAYED SINCE 1994

|                      |    |
|----------------------|----|
| New England Patriots | 41 |
| Green Bay Packers    | 36 |
| Pittsburgh Steelers  | 33 |
| Indianapolis Colts   | 29 |
| Seattle Seahawks     | 24 |
| Philadelphia Eagles  | 23 |
| Baltimore Ravens     | 23 |
| Denver Broncos       | 23 |
| San Francisco 49ers  | 21 |

### PLAYOFF SEASONS SINCE 1994

|                      |    |
|----------------------|----|
| New England Patriots | 18 |
| Green Bay Packers    | 18 |
| Indianapolis Colts   | 16 |
| Pittsburgh Steelers  | 15 |
| Philadelphia Eagles  | 12 |
| Denver Broncos       | 12 |
| Seattle Seahawks     | 12 |

### PLAYOFF WINNING PERCENTAGE SINCE 1994

| TEAM                 | W  | L  | PCT. |
|----------------------|----|----|------|
| New England Patriots | 28 | 13 | .683 |
| Baltimore Ravens     | 15 | 8  | .652 |
| Denver Broncos       | 14 | 9  | .609 |
| Pittsburgh Steelers  | 20 | 13 | .606 |
| St. Louis Rams       | 6  | 4  | .600 |
| N.Y. Giants          | 10 | 7  | .588 |
| New Orleans Saints   | 7  | 5  | .583 |



# ROBERT KRAFT

## Chairman & CEO

### ESTABLISHING A WINNING TRADITION

Kraft's winning percentage with the Patriots (.692) since taking over the team in 1994 is the highest among all owners/ownership groups with at least 200 wins (regular and postseason) with one team. He is just one of five owners with at least 200 wins and a winning percentage over .600.

| OWNER                | TEAM            | YEARS               | WINNING PCT. |
|----------------------|-----------------|---------------------|--------------|
| <b>Robert Kraft</b>  | <b>Patriots</b> | <b>1994-present</b> | <b>.692</b>  |
| Eddie DeBartalo, Jr. | 49ers           | 1977-1999           | .636         |
| Clint Murchison, Jr. | Cowboys         | 1960-1983           | .634         |
| Pat Bowlen           | Denver          | 1984-present        | .610         |
| Joe Robbie           | Dolphins        | 1966-1989           | .609         |

### ALL-TIME POSTSEASON WINS BY AN OWNER

Robert Kraft has 28 career postseason wins, which is the third-most in NFL history.

| WINS      | OWNERSHIP                                       |
|-----------|---|
| 36        | The Rooney Family, Pittsburgh (1933-present)    |
| 34        | Green Bay Packers (1919-present)                |
| <b>28</b> | <b>Robert Kraft, New England (1994-present)</b> |
| 24        | the Mara Family, N.Y. Giants (1925-present)     |
| 22        | Eddie DeBartalo, Jr., San Francisco (1977-1999) |
| 21        | Al Davis, Oakland/Los Angeles (1972-2011)       |
| 21        | Bowlen Family, Denver (1984-present)            |

### QB STABILITY

Since 1994, the Patriots have had 15 quarterbacks on their active roster. Of this group, only four quarterbacks have started a regular-season or post-season game for the club, the fewest total of any team in the NFL. Only Drew Bledsoe, Tom Brady and Jimmy Garoppolo have started on Opening Weekend for New England.

| Team               | Starting QBs since 1994 | Opening Day QBs since 1996 |
|--------------------|-------------------------|----------------------------|
| <b>New England</b> | <b>5</b>                | <b>3</b>                   |
| Green Bay          | 5                       | 2                          |
| N.Y. Giants        | 7                       | 6                          |
| Pittsburgh         | 12                      | 7                          |
| San Diego          | 12                      | 6                          |
| Cincinnati         | 13                      | 7                          |
| Houston**          | 14                      | 5                          |
| Indianapolis       | 14                      | 4                          |
| New Orleans        | 14                      | 6                          |
| Seattle            | 15                      | 6                          |
| Carolina           | 15                      | 7                          |
| Kansas City        | 16                      | 7                          |
| Atlanta            | 16                      | 6                          |
| Jacksonville       | 16                      | 8                          |
| Detroit            | 17                      | 7                          |
| Buffalo            | 18                      | 10                         |
| San Francisco      | 18                      | 8                          |
| Philadelphia       | 18                      | 10                         |
| Tampa Bay          | 18                      | 10                         |
| Baltimore*         | 19                      | 9                          |
| Denver             | 19                      | 7                          |
| Tennessee          | 19                      | 7                          |
| N.Y. Jets          | 20                      | 8                          |
| Miami              | 20                      | 8                          |
| Minnesota          | 21                      | 11                         |
| Washington         | 21                      | 11                         |
| Dallas             | 22                      | 6                          |
| Arizona            | 23                      | 11                         |
| Los Angeles        | 24                      | 8                          |
| Chicago            | 26                      | 8                          |
| Oakland            | 27                      | 11                         |
| Cleveland          | 29                      | 14                         |

\* Since 1996

\*\* Since 2002

### A MODEL OF CONSISTENCY

With Bill Belichick in his 17th season as head coach, the Patriots have had just three head coaches since 1994, the fewest number by far of any AFC East team.

| AFC EAST TEAM      | HEAD COACHES SINCE 1994 |
|--------------------|-------------------------|
| <b>New England</b> | <b>3</b>                |
| N.Y. Jets          | 8                       |
| Buffalo            | 9                       |
| Miami              | 11                      |

### COACHING CONSISTENCY

Since Kraft took ownership of the team in 1994, the Patriots have had just three head coaches - Bill Parcells (1994-1996), Pete Carroll (1997-1999) and current head coach Bill Belichick (2000-present). The only team with fewer head coaches since 1994 is the Pittsburgh Steelers, who have had two - Bill Cowher (1992-2006) and Mike Tomlin (2007-present).

| TEAM               | HEAD COACHES SINCE 1994 |
|--------------------|-------------------------|
| Pittsburgh         | 2                       |
| <b>New England</b> | <b>3</b>                |
| Baltimore Ravens*  | 3                       |

\* Since 1996

| NFL Average of new head coaches per team since 1994 | Patriots |
|---|----------|
| 6.3   | 3        |

### TWO DECADES OF WINNING

Robert Kraft has earned 20 winning seasons in 23 years of owning the New England Patriots.

### MILESTONE WIN FOR KRAFT

The victory over the New York Jets (12/21/14) was the 250th win under Robert Kraft. His 250 wins in his first 368 total games tied Chicago's George Halas for the fastest an owner has reached 250 victories.

### CONTINUITY BREEDS SUCCESS

New England is the first team in NFL history to win five Super Bowls with the same owner (Robert Kraft), head coach (Bill Belichick) and quarterback (Tom Brady).

### KRAFT PRODUCES MORE WINS THAN EVERY OTHER PATRIOTS OWNER COMBINED

The Patriots have 283 wins overall under Robert Kraft. He has produced more victories than every other Patriots owner combined. Under Kraft, the Patriots are 283-126 overall since he purchased the team in 1994. Kraft's predecessors in the owner's office went 225-276-9 in the 34 years prior to his purchase of the team.



# PATRIOTS

2016 Pro Bowl Selections

## FOUR PATRIOTS SELECTED TO NFL PRO BOWL SQUAD



**Tom Brady**  
12th Selection



**Dont'a Hightower**  
1st Selection



**Devin McCourty**  
3rd Selection



**Matthew Slater**  
6th Selection

Four members of the New England Patriots have been selected to the 2017 NFL Pro Bowl. Quarterback Tom Brady, LB Dont'a Hightower, DB Devin McCourty and WR Matthew Slater (special teams) have been selected to represent the New England Patriots in the 2017 NFL Pro Bowl on Sun., Jan. 29, 2017, at Camping World Stadium in Orlando, Fla. All four players that have been selected are team captains. The Patriots have now had at least four players selected to the Pro Bowl in each of the last eight seasons - (2009-5, 2010-8, 2011-8, 2012-7, 2013-5, 2014-7, 2015-7 and 2016-5).

**Brady** was named to the Pro Bowl for a franchise record 12th time in his 17-year career and this is Brady's eighth consecutive selection to the all-star game. He was voted to the Pro Bowl after each of the following seasons: 2001, 2004, 2005, 2007, 2009, 2010, 2011, 2012, 2013, 2014, 2015 and now, 2016. He has tied G John Hannah (1978-85) for most consecutive Pro Bowl selections in franchise history. Brady finished the season with 28 touchdown passes, a quarterback rating of 112.2, highest in the AFC and second in the NFL and has thrown a league-low two interceptions among starting quarterbacks. Brady's touchdown/interception ratio was 14.00, the best ever by a quarterback in a single season. Brady became the NFL's all-time winningest quarterback in 2016 and is the fifth quarterback in NFL history to reach 60,000 passing yards. He also guided the Patriots to their 14th division title of his career, the most by a quarterback in NFL history, including eight straight, also an NFL record.

**Hightower** was named to his first Pro Bowl. A first-round draft pick out of Alabama in 2012, Hightower has started 64-of-67 games in his five-year career and was selected by his teammates as a captain for the first time in 2016. He is fourth on the team with 65 total tackles, has 2½ sacks, one forced fumble and two passes defended despite missing three games due to injury.

**McCourty** is headed to his third career Pro Bowl. The seven-year veteran defensive back started all 16 games at safety this season and finished third on the team with 78 tackles. He leads all current Patriots with 19 career interceptions. McCourty has earned Pro Bowl honors as a cornerback as a rookie in 2010 and as a safety in 2014.

**Slater** earned his sixth consecutive Pro Bowl selection as a special teams player. The former fifth-round draft pick out of UCLA earned a roster position with the Patriots as a rookie in 2008 with his contributions on special teams. Entering the 2011 season, teammates elected him as their special teams captain. That year, he was also selected to his first Pro Bowl. Since then, he has earned special teams captain honors to start each season and been voted to the Pro Bowl at season's end. He has led the Patriots in special teams tackles for five of his first nine seasons and finished this season with six special teams tackles.





# SEASON RANKINGS

2016 Team & Individual

## TEAM OFFENSE

| CATEGORY              | STAT    | LEAGUE/YEAR  | RANK  |
|-----------------------|---------|--------------|-------|
| Points                | 441     | NFL in 2016  | 3rd   |
| Points                | 441     | Team History | T-8th |
| First Downs           | 351     | NFL in 2016  | T-5th |
| First Downs           | 351     | Team History | 8th   |
| 3rd Down Conversions  | 104     | NFL in 2016  | 2nd   |
| 3rd Down Conversions  | 104     | Team History | 4th   |
| 3rd Down Percentage   | 45.8    | NFL in 2016  | 4th   |
| Touchdowns            | 51      | Team History | 9th   |
| Touchdowns            | 51      | NFL in 2016  | T-3rd |
| Total Yards           | 6,180   | NFL in 2016  | 4th   |
| Total Yards           | 6,180   | Team History | 5th   |
| Rushing Yards         | 1,872   | NFL in 2016  | 7th   |
| Rushing Touchdowns    | 19      | NFL in 2016  | 5th   |
| Rushing Touchdowns    | 19      | Team History | T-8th |
| Rushing First Downs   | 109     | NFL in 2016  | 6th   |
| Passing Yards         | 4,456   | NFL in 2016  | 4th   |
| Passing Yards         | 4,456   | Team History | 7th   |
| Passer Rating         | 109.5   | NFL in 2016  | 2nd   |
| Passer Rating         | 109.5   | Team History | 3rd   |
| Touchdown Passes      | 32      | NFL in 2016  | T-6th |
| Touchdown Passes      | 32      | Team History | 7th   |
| Completion Percentage | 66.9    | NFL in 2016  | 6th   |
| Completion Percentage | 66.9    | Team History | 2nd   |
| Turnovers             | 11      | NFL in 2016  | T-1st |
| Turnovers             | 11      | Team History | 2nd   |
| Turnover Differential | Plus-12 | NFL in 2016  | 3rd   |
| Red Zone Scoring Pct. | 63.3    | NFL in 2016  | 8th   |

## TEAM DEFENSE

| CATEGORY              | STAT  | LEAGUE/YEAR  | RANK  |
|-----------------------|-------|--------------|-------|
| Points Allowed        | 250   | NFL in 2016  | 1st   |
| Points Allowed        | 250   | Team History | 6th   |
| Rushing TDs Allowed   | 6     | NFL in 2016  | 1st   |
| Rushing TDs Allowed   | 6     | Team History | T-2nd |
| Rushing Yards Allowed | 1,417 | NFL in 2016  | T-3rd |
| Rushing Yards Allowed | 1,417 | Team History | 7th   |
| Opp. Points Per Game  | 15.6  | NFL in 2016  | 1st   |
| Opp. Points Per Game  | 15.6  | Team History | 4th   |
| Opp. Passer Rating    | 84.4  | NFL in 2016  | 8th   |
| 4th Down Percentage   | 38.9  | NFL in 2016  | 10th  |

## MARTELLUS BENNET

| CATEGORY                  | STAT | LEAGUE/YEAR        | RANK  |
|---------------------------|------|--------------------|-------|
| Receiving Yards           | 701  | Tight Ends in 2016 | 9th   |
| Yards Per Reception       | 12.7 | Tight Ends in 2016 | 6th   |
| Receiving Touchdowns      | 7    | Tight Ends in 2016 | T-3rd |
| Yards After Catch         | 410  | Tight Ends in 2016 | 2nd   |
| Average Yards After Catch | 7.5  | Tight Ends in 2016 | 2nd   |

## LEGARRETTE BLOUNT

| CATEGORY                  | STAT  | LEAGUE/YEAR  | RANK  |
|---------------------------|-------|--------------|-------|
| Rushing Yards             | 1,161 | NFL in 2016  | 8th   |
| Rushing Yards             | 1,161 | Team History | 8th   |
| Rushing Touchdowns        | 18    | NFL in 2016  | 1st   |
| Rushing Touchdowns        | 18    | Team History | 1st   |
| Rushing Attempts Per Game | 18.7  | NFL in 2016  | 5th   |
| Rushing Attempts Per Game | 18.7  | Team History | 9th   |
| Rushing First Downs       | 67    | NFL in 2016  | 5th   |
| Rushing First Downs       | 67    | Team History | 5th   |
| 10+ Yard Rushes           | 29    | NFL in 2016  | 9th   |
| 10+ Yard Rushes           | 29    | Team History | T-4th |

## TOM BRADY

| CATEGORY                     | STAT  | LEAGUE/YEAR  | RANK  |
|------------------------------|-------|--------------|-------|
| Passer Rating                | 112.2 | NFL in 2016  | 2nd   |
| Passer Rating                | 112.2 | Team History | 2nd   |
| Passing Touchdowns           | 28    | NFL in 2016  | T-7th |
| Passing Touchdowns           | 28    | Team History | T-8th |
| Completion Percentage        | 67.4  | NFL in 2016  | 5th   |
| Completion Percentage        | 67.4  | Team History | 2nd   |
| 25+ Yard Completions         | 35    | NFL in 2016  | T-4th |
| 25+ Yard Completions         | 35    | Team History | T-5th |
| Passing Yards Per Attempt    | 8.23  | NFL in 2016  | 2nd   |
| Passing Yards Per Attempt    | 8.23  | Team History | 3rd   |
| Passing Yards Per Completion | 12.21 | NFL in 2016  | 6th   |
| Interception Percentage      | 0.5   | NFL in 2016  | 1st   |
| Interception Percentage      | 0.5   | Team History | 1st   |
| TD/Int. Ratio                | 14.0  | NFL in 2016  | 1st   |
| TD/Int. Ratio                | 14.0  | Team History | 1st   |

## NATE EBNER

| CATEGORY              | STAT | LEAGUE/YEAR | RANK  |
|-----------------------|------|-------------|-------|
| Special Teams Tackles | 19   | NFL in 2016 | T-1st |

## JULIAN EDELMAN

| CATEGORY            | STAT | LEAGUE/YEAR  | RANK   |
|---------------------|------|--------------|--------|
| Receptions          | 98   | NFL in 2016  | 4th    |
| Receptions          | 98   | Team History | T-8th  |
| Receptions Per Game | 6.1  | NFL in 2016  | 7th    |
| Receptions Per Game | 6.1  | Team History | T-10th |
| Yards After Catch   | 505  | NFL in 2016  | 8th    |
| Yards After Catch   | 505  | Team History | T-10th |

## STEPHEN GOSTKOWSKI

| CATEGORY                 | STAT | LEAGUE/YEAR  | RANK   |
|--------------------------|------|--------------|--------|
| Average Yards Per Return | 19.3 | NFL in 2016  | 4th    |
| Average Yards Per Return | 19.3 | Team History | 3rd    |
| Extra Points Made        | 46   | NFL in 2016  | T-3rd  |
| Extra Points Made        | 46   | Team History | T-10th |
| Total Points             | 127  | NFL in 2016  | T-8th  |

## CHRIS HOGAN

| CATEGORY            | STAT | LEAGUE/YEAR | RANK  |
|---------------------|------|-------------|-------|
| Yards Per Reception | 17.9 | NFL in 2016 | T-1st |

## JAMES WHITE

| CATEGORY                  | STAT | LEAGUE/YEAR           | RANK  |
|---------------------------|------|-----------------------|-------|
| Receptions                | 60   | Running Backs in 2016 | 3rd   |
| Receiving Yards Per Game  | 34.4 | Running Backs in 2016 | 3rd   |
| Receiving Touchdowns      | 5    | Running Backs in 2016 | T-1st |
| Yards Per Reception       | 9.2  | Running Backs in 2016 | 6th   |
| Receptions Per Game       | 3.8  | Running Backs in 2016 | 3rd   |
| Receiving First Downs     | 26   | Running Backs in 2016 | 3rd   |
| Yards After Catch         | 540  | NFL in 2016           | 6th   |
| Average Yards After Catch | 9.0  | NFL in 2016           | 5th   |





# HIGHLIGHTS

## 2016

### PATRIOTS

\*The Patriots passed the Oakland Raiders (5 - 1973-1977) to become the only team to advance to six straight Conference Championship games.

\*The Patriots have won eight straight division titles (2009-16) to move past the Los Angeles Rams (7-1973-79) for the most consecutive division titles in NFL history.

\*The Patriots have 16 straight winning seasons to tie the San Francisco 49ers (1983-98) and the Dallas Cowboys (1970-85) for the most consecutive winning seasons since the 1970 merger.

\*The Patriots have qualified for the playoffs for eight straight seasons and became the fifth team in NFL history to play in a postseason game in at least eight consecutive seasons in 2016.

\*The Patriots have advanced in the postseason for six straight seasons (2011-2016) to match the record of six straight seasons of postseason advancement by the Dallas Cowboys (1991-96).

### PATRIOTS 2016 CAPTAINS

The Patriots 2016 team captains were elected by their teammates.

#### OFFENSE

★ QB Tom Brady and TE Rob Gronkowski

#### DEFENSE

★ LB Dont'a Hightower and DB Devin McCourty

#### SPECIAL TEAMS

★ Matthew Slater

Brady was selected captain for the 15th time. McCourty and Slater were elected captains for a sixth time, while Gronkowski and Hightower are first-time team captains.

### 2016 HONORS & AWARDS

#### P RYAN ALLEN

★ AFC Special Teams Player of the Week (Wk. 3 vs. Houston)

#### RB LEGARRETTE BLOUNT

★ AFC Defensive Player of the Month (September)

#### QB TOM BRADY

★ NFL Pro Bowl (12th selection)

★ Associated Press All-Pro: Second Team

★ *Sporting News* Offensive Player of the Year

★ *Sporting News* All-Pro: First Team

★ AFC Offensive Player of the Week (Wk 5 at Clev. and Wk 11 SF)

★ AFC Offensive Player of the Month (October)

★ PFWA All-AFC Team

#### CB MALCOLM BUTLER

★ Associated Press All-Pro: Second Team

#### OL MARCUS CANNON

★ Associated Press All-Pro: Second Team

#### DB NATE EBNER

★ Associated Press All-Pro: Second Team

#### WR JULIAN EDELMAN

★ AFC Offensive Player of the Week (Wk. 17 at Mia.)

#### K STEPHEN GOSTKOWSKI

★ AFC Special Teams Player of the Week (Wk. 1 at Ari. and Week 13 vs. LA)

#### LB DONT'A HIGHTOWER

★ NFL Pro Bowl (1st selection)

★ Associated Press All-Pro: Second Team

★ AFC Defensive Player of the Week (Week 6 vs. Cincinnati)

★ PFWA All-AFC Team

#### DB DEVIN MCCOURTY

★ NFL Pro Bowl (3rd selection)

★ Associated Press All-Pro: Second Team

★ PFWA All-AFC Team

#### ST MATTHEW SLATER

★ NFL Pro Bowl (6th selection)

★ Associated Press All-Pro: First Team

★ 2017 Bart Starr Award Winner

★ PFWA All-NFL Team

★ PFWA All-AFC Team

#### G JOE THUNEY

★ PFWA All-Rookie Team

### BILL BELICHICK

\*Bill Belichick reached his seventh Super Bowl in 2016 to move past Don Shula (6) for the most conference titles.

\*Belichick has five Super Bowl wins as a head coach to move past Pittsburgh's Chuck Noll for the most Super Bowl wins by a head coach in Super Bowl history.

\*Belichick won his 14th division title to move past Tom Landry and Don Shula (13) to set the record for most among all head coaches.

\*Bill Belichick now has 237 regular seasons wins. He is behind Don Shula (328), George Halas (318) and Tom Landry (250).

\*Belichick set the postseason mark with his six straight season of playoff advancement (2011-2016), Belichick (2003-07), John Harbaugh (2008-12), Mike Holmgren (1993-97), John Madden (1973-77) and Andy Reid (2000-04) won a playoff game in five consecutive seasons.

### TOM BRADY

\*Tom Brady has 208 wins overall (183 in the regular season and 25 in the postseason) and passed Peyton Manning (200: 186 in the regular season and 14 in the postseason) to become the all-time leader for most wins by an NFL quarterback.

\*Brady (183) is just the third NFL quarterback with 180 career regular-season wins, joining Brett Favre (186) and Peyton Manning (186).

\*Brady threw 28 touchdowns and only two interceptions in 2016 for a TD/INT. ratio of 14.00, the best ever in a single season.

\*Brady threw just two interceptions in 432 pass attempts in 2016 for an interception percentage of 0.46, the fourth lowest in NFL history.

\*Brady became the fifth NFL quarter to reach 60,000 passing yards in the win at the NY Jets 1(1/27/16). He now has 61,582 passing yards, fourth in NFL history.

\*Brady (27) needs one more AFC Offensive Player of the Week honors to break a tie with Peyton Manning (27) for the most player of the week honors in NFL history.

\*Brady had his 17th season in 2016 and became the longest tenured Patriots player, surpassing the 16 seasons by Steve Grogan (1975-90).

\*Brady's 17 seasons with one team are tied for the most by an NFL quarterback with John Brodie (San Francisco) and Dan Marino (Miami).

### LEGARRETTE BLOUNT

\*RB LeGarrette Blount established a team single-season record after leading the NFL with 18 rushing touchdowns in 2016.

\*Blount is the second Patriots player to lead the NFL in rushing touchdowns. Jim Nance led the AFL with 11 rushing touchdowns in 1966 and 7 in 1967.

\*Blount's 18 rushing touchdowns in 2016 are the most by an NFL running back since Adrian Peterson had 18 for Minnesota in 2009.

\*Blount's 18 touchdowns in 2016 are tied with Rob Gronkowski (2011) for the second most in a single season for the Patriots, behind the 23 by Randy Moss in 2007.

### NATE EBNER

\*DB Nate Ebner had a team-leading and career-best 19 special teams tackles in 2016, which was tied with Miami's Michael Thomas (19) for the NFL lead. He has had 10 or more tackles in each of his five NFL seasons.

### JULIAN EDELMAN

\*WR Julian Edelman had his second career 1,000-yard receiving season after setting a single-season best with 1,106 yards in 2016. He joins Wes Welker (5), Rob Gronkowski (3), Randy Moss (3), Stanley Morgan (3) and Terry Glenn (2) as the only Patriots players with at least two 1,000-yard seasons. Edelman had 1,056 yards receiving in 2013.





# PATRIOTS

## Team Notes



### DECADE OF DOMINANCE

The Patriots regular-season record of 148-44 (.771) over the past 10 seasons is the best in the NFL. Over the past 10 years, only five NFL teams have posted a winning percentage of .600 or better. The Patriots are the only team over .700.

#### BEST RECORDS SINCE 2005

| Team               | W          | L         | T        | Pct.        |
|--------------------|------------|-----------|----------|-------------|
| <b>New England</b> | <b>148</b> | <b>44</b> | <b>0</b> | <b>.771</b> |
| Indianapolis       | 126        | 66        | 0        | .656        |
| Pittsburgh         | 122        | 70        | 0        | .635        |
| Green Bay          | 118        | 73        | 1        | .617        |
| Denver             | 116        | 76        | 0        | .604        |
| Seattle            | 111        | 80        | 1        | .581        |
| Dallas             | 110        | 82        | 0        | .573        |
| Baltimore          | 109        | 83        | 0        | .568        |
| New York Giants    | 107        | 85        | 0        | .557        |
| San Diego          | 106        | 86        | 0        | .552        |

### DIVISIONAL DOMINANCE

The New England Patriots own a 76-22 (.776) record in regular-season AFC East games since the beginning of the 2001 season, compiling the best intra-division record of any team in the NFL.

#### NFL'S TOP DIVISIONAL RECORDS SINCE 2001

| Team               | W         | L         | T        | Pct.        |
|--------------------|-----------|-----------|----------|-------------|
| <b>New England</b> | <b>76</b> | <b>22</b> | <b>0</b> | <b>.776</b> |
| Indianapolis       | 70        | 28        | 0        | .714        |
| Green Bay          | 69        | 28        | 1        | .709        |
| Pittsburgh         | 69        | 31        | 0        | .690        |

#### AFC EAST DIVISIONAL RECORDS SINCE 2001

| Team               | W         | L         | T        | Pct.        | Div. Titles | Years                     |
|--------------------|-----------|-----------|----------|-------------|-------------|---------------------------|
| <b>New England</b> | <b>76</b> | <b>22</b> | <b>0</b> | <b>.776</b> | <b>14</b>   | <b>2001, 03-07, 09-16</b> |
| N.Y. Jets          | 45        | 53        | 0        | .459        | 1           | 2002                      |
| Miami              | 41        | 57        | 0        | .418        | 1           | 2008                      |
| Buffalo            | 35        | 63        | 0        | .357        | 0           | -                         |

The New England Patriots have won 13 division titles and have 13 playoff berths since realignment in 2002, most in the NFL.

#### MOST DIVISION TITLES SINCE 2002 REALIGNMENT

| Team               | Division Titles | Playoff Berths |
|--------------------|-----------------|----------------|
| <b>New England</b> | <b>13</b>       | <b>13</b>      |
| Green Bay          | 9               | 12             |
| Indianapolis       | 9               | 12             |
| Seattle            | 8               | 11             |
| Pittsburgh         | 7               | 10             |
| Philadelphia       | 6               | 8              |

### EIGHT STRAIGHT DIV. TITLES

The Patriots have won eight straight AFC East titles, the longest streak in NFL history. The Patriots have won 14 of the last 16 AFC East division crowns.

#### MOST CONSECUTIVE DIVISION TITLES

| Team                        | Division               | Titles   | Years          |
|-----------------------------|------------------------|----------|----------------|
| <b>New England Patriots</b> | <b>AFC East</b>        | <b>8</b> | <b>2009-16</b> |
| Los Angeles Rams            | NFC West               | 7        | 1973-79        |
| Pittsburgh Steelers         | AFC Central            | 6        | 1974-79        |
| Minnesota Vikings           | NFC Central            | 6        | 1973-78        |
| Dallas Cowboys              | NFL Capitol/NFC East   | 6        | 1966-71        |
| Cleveland Browns            | American/Eastern Conf. | 6        | 1950-55        |
| <b>New England Patriots</b> | <b>AFC East</b>        | <b>5</b> | <b>2003-07</b> |
| Denver Broncos              | AFC West               | 5        | 2011-15        |
| Indianapolis Colts          | AFC South              | 5        | 2003-07        |
| Dallas Cowboys              | NFC East               | 5        | 1992-96        |
| San Francisco 49ers         | NFC West               | 5        | 1986-90        |
| Chicago Bears               | NFC Central            | 5        | 1984-88        |
| Oakland Raiders             | AFC West               | 5        | 1972-76        |

## ROAD WARRIORS I

Since the start of the 1994 season when Robert Kraft purchased the team, the Patriots have the best regular-season road record in the NFL. New England finished with an 8-0 road record in 2016 for the second time in team history. The 2007 team also finished 8-0 on the road.

| TEAM               | RECORD        | PCT.        |
|--------------------|---------------|-------------|
| <b>New England</b> | <b>114-70</b> | <b>.620</b> |
| Pittsburgh         | 101-83        | .549        |
| Indianapolis       | 98-86         | .533        |
| Green Bay          | 96-88         | .522        |
| Denver             | 94-90         | .511        |

## ROAD WARRIORS II

The 2016 Patriots finished 8-0 on the road for the second time in team history with the win at Miami. The only other season the Patriots went undefeated on the road was in 2007 with an 8-0 record. The Patriots join San Francisco (3 times) as the only NFL team with two 8-0 undefeated road seasons.

#### NFL TEAMS THAT HAVE FINISHED WITH AN 8-0 ROAD RECORD

| Team               | Year        |
|--------------------|-------------|
| <b>New England</b> | <b>2016</b> |
| Dallas             | 2014        |
| <b>New England</b> | <b>2007</b> |
| St. Louis          | 2001        |
| San Francisco      | 1990        |
| San Francisco      | 1989        |
| San Francisco      | 1984        |

## WINNING THE CLOSE ONES

Since 2001, the New England Patriots own the NFL's best record (including postseason) in games decided by three points or fewer. The Patriots are the only team with a winning percentage above .700 in those games. New England is 7-2 in those close games in the playoffs, the only defeats are a 17-14 loss to the N.Y. Giants in Super Bowl XLII and a 20-18 loss in the 2015 AFC Championship game at Denver.

#### BEST RECORD IN GAMES DECIDED BY 3 POINTS OR FEWER (SINCE 2001; Playoffs Included)

| Team                        | W         | L         | T        | Win Pct     |
|-----------------------------|-----------|-----------|----------|-------------|
| <b>New England Patriots</b> | <b>39</b> | <b>16</b> | <b>0</b> | <b>.709</b> |
| Indianapolis Colts          | 40        | 20        | 0        | .667        |
| Denver Broncos              | 36        | 24        | 0        | .600        |
| Chicago Bears               | 30        | 23        | 0        | .566        |
| Atlanta Falcons             | 35        | 28        | 1        | .556        |

## 1ST AFL TEAM TO REACH 500

The Patriots have the most overall wins among the original eight AFL teams. They are the first original AFL team to reach 500 victories.

#### OVERALL VICTORY TOTAL OF ORIGINAL AFL TEAMS (REGULAR AND POSTSEASON)

| TEAM                        | W          | L          | T        |
|-----------------------------|------------|------------|----------|
| <b>New England Patriots</b> | <b>508</b> | <b>402</b> | <b>9</b> |
| Denver Broncos              | 488        | 412        | 10       |
| Oakland Raiders             | 481        | 420        | 11       |



# PATRIOTS

## Team Notes

### MOST 14-WIN SEASONS

The 2016 Patriots finished with a 14-2 record. The Patriots have now won 14 or games in a season five times, the most in NFL history.

#### PATRIOTS 14-WIN SEASONS

2003-14-2  
2004-14-2  
2007-16-0  
2010-14-2  
**2016-14-2**

#### MOST SEASONS WITH 14 OR MORE WINS

##### Team 14-plus win seasons

|               |   |
|---------------|---|
| New England   | 5 |
| San Francisco | 4 |
| Chicago       | 2 |
| Indianapolis  | 2 |
| Miami         | 2 |
| Pittsburgh    | 2 |
| Washington    | 2 |

### BOUNCE BACK PATS

Since the beginning of 2003, the Patriots are 42-6 (.875) in regular-season games following a loss. They have dropped back-to-back regular season games in 2006, 2009, 2011, 2012 and 2015 (twice). As a starter in his career, Tom Brady is 42-10 in games following a loss.

### SUCCESS WITH BALL SECURITY

The 2016 New England team had just 11 turnovers (2 interceptions and 9 fumbles), tied with the 2016 Atlanta team for the second fewest turnovers in a 16-game season. The 2010 Patriots and 2011 San Francisco team own the record with 10 turnovers.

#### FEWEST GIVEAWAYS IN 16-GAME SEASON

|                         |           |
|-------------------------|-----------|
| 2011 San Francisco      | 10        |
| 2010 New England        | 10        |
| <b>2016 New England</b> | <b>11</b> |
| 2016 Atlanta            | 11        |
| 2016 Buffalo            | 12        |
| 2014 Green Bay          | 13        |
| 2014 New England        | 13        |
| 2008 Miami              | 13        |
| 2008 New York Giants    | 13        |

### PROTECTING THE BALL

Since 2008, the Patriots lead the NFL with 59 games without turning the ball over. The Patriots are 54-5 in those games.

#### ZERO TURNOVER GAMES (SINCE 2008)

| Rk  | Team          | Zero-Turnover Games |
|-----|---------------|---------------------|
| 1.  | New England   | 59                  |
| 2.  | Green Bay     | 52                  |
| 3t. | Kansas City   | 46                  |
| 3t. | San Francisco | 46                  |
| 5.  | Seattle       | 40                  |
| 6.  | Indianapolis  | 39                  |
| 7t. | Baltimore     | 38                  |
| 7t. | Carolina      | 38                  |

### STRONG SECOND HALF

Since Robert Kraft purchased the franchise in 1994, the New England Patriots own the NFL's best record in the second half of the season. The Patriots are the only team with a winning percentage over .700 over that span.

#### MOST WINS IN THE SECOND HALF SINCE 1994 (REGULAR SEASON ONLY)

| Team         | G   | W   | L  | T | Pct. |
|--------------|-----|-----|----|---|------|
| New England  | 184 | 134 | 50 | 0 | .728 |
| Green Bay    | 184 | 123 | 60 | 1 | .671 |
| Pittsburgh   | 184 | 118 | 65 | 1 | .644 |
| Indianapolis | 184 | 113 | 71 | 0 | .614 |
| Denver       | 184 | 108 | 76 | 0 | .587 |
| Seattle      | 184 | 105 | 79 | 0 | .571 |

### DECEMBER REIGN

The Patriots have the best record in the NFL in the month of December since 2001.

#### BST WINNING PERCENTAGE IN NOVEMBER SINCE 2001

| Team                 | W  | L  | T | Pct. |
|----------------------|----|----|---|------|
| New England Patriots | 58 | 10 | 0 | .853 |
| Pittsburgh Steelers  | 50 | 19 | 0 | .725 |
| Green Bay Packers    | 48 | 20 | 0 | .706 |
| Indianapolis Colts   | 45 | 25 | 0 | .643 |
| Carolina Panthers    | 44 | 25 | 0 | .638 |
| Philadelphia Eagles  | 44 | 25 | 0 | .638 |
| Seattle Seahawks     | 43 | 27 | 0 | .614 |
| San Diego Chargers   | 40 | 31 | 0 | .563 |

### STELLAR INTER-CONFERENCE RECORD

The New England Patriots own a 48-12 (.800) record vs. NFC teams since realignment in 2002, the best inter-conference record in the NFL during that time.

#### NFL'S BEST INTER-CONFERENCE RECORD SINCE 2002

| Team         | W  | L  | T | Pct. |
|--------------|----|----|---|------|
| New England  | 48 | 12 | 0 | .800 |
| Pittsburgh   | 40 | 19 | 1 | .675 |
| Indianapolis | 39 | 21 | 0 | .650 |
| Denver       | 37 | 23 | 0 | .617 |
| Cincinnati   | 35 | 22 | 3 | .608 |
| Tennessee    | 35 | 25 | 0 | .583 |
| Baltimore    | 35 | 25 | 0 | .583 |
| Philadelphia | 34 | 25 | 1 | .575 |
| Atlanta      | 34 | 25 | 1 | .575 |
| Dallas       | 34 | 26 | 0 | .567 |

### UNDEFEATED MONTHS

The Patriots finished the month of September with a 3-0 record and the month of December with a 4-0 record and now have 23 undefeated months since 2000, the most in the NFL during that time period. Indianapolis is second with 15 undefeated months during that time.

#### PATRIOTS UNDEFEATED MONTHS SINCE THE 2000 SEASON (NOT INCLUDING JANUARY)

2001 - December  
2003 - October, November, December  
2004 - September, November  
2005 - December  
2006 - October  
2007 - September, October, November, December  
2008 - December  
2010 - October, December  
2011 - December  
2012 - November  
2013 - September  
2014 - October  
2015 - September, October  
**2016 - September, December**



### DEFENSE DOMINATES AGAIN

The Patriots defense allowed an NFL-low of 15.6 points per game in 2016, marking the 11th season since 2001 that the team kept opponents under 20 points per game, the most in the NFL over that span. The only other time the Patriots led the NFL in this category was in 2003 when they finished by allowing just 14.9 points per game.

#### SEASONS ALLOWING 20 POINTS PER GAME OR FEWER SINCE 2001

| Team        | Seasons | Years                           |
|-------------|---------|---------------------------------|
| New England | 11      | 2001, 2003-04, 2006-10, 2014-16 |
| Baltimore   | 10      | 2001, 2003-06, 2008-11, 2014    |
| Pittsburgh  | 10      | 2001, 2004-08, 2010-12, 2015    |
| Miami       | 8       | 2001-03, 2005-06, 2008, 2011-12 |
| Seattle     | 8       | 2005, 2007, 2011-16             |



# PATRIOTS

## Team Notes

### DEFENSE DENIES

The Patriots defense has held its opponent under 20 points in 11 games in 2016, tied for the most under Bill Belichick. The Patriots held their opponents under 20 points 11 times in 2001 and 2006.

The Patriots led the NFL by allowing just six rushing touchdowns in 2016, tied for the second-lowest total ever in Patriots history. The Patriots did not allow a rushing touchdown in the final eight games of the 2016 regular season.

#### Fewest Rushing Touchdowns Allowed by the Patriots in a Season

5 - 1991  
6 - 2016, 2014, 2009 and 1999  
7 - 2007, 2001, 1966  
8 - 2015, 2008, 1998, 1977

### LOW POINT MARK

The Patriots allowed a NFL-low 250 points in 2016

#### FEWEST POINTS ALLOWED BY THE PATRIOTS IN A SEASON

157 in 1982 (9 games)  
217 in 1977  
236 in 1976  
237 in 2006  
238 in 2003  
**250 in 2016**  
257 in 1963

### RUSH DEFENSE HOLDS STRONG

New England held Cleveland (10/9/16) to just 27 yards rushing for a 1.2-yard average after they entered the game first in the NFL in rushing with an average of 149.3 yards per game. Browns RB Isaiah Crowell entered the game third in the NFL in rushing yards and was held to 22 yards on 13 carries for a 1.7-yard average. The Patriots have held the opponent under 30 yards rushing 17 times in team history.

#### FEWEST RUSHING YARDS ALLOWED IN PATRIOTS HISTORY

| DATE           | OPP        | ATT       | YDS       | AVG.       |
|----------------|------------|-----------|-----------|------------|
| 12/17/61       | SD         | 16        | 2         | 0.1        |
| 10/11/98       | KC         | 11        | 14        | 1.3        |
| 12/11/05       | BUF        | 12        | 14        | 1.2        |
| 10/29/15       | MIA        | 13        | 15        | 1.2        |
| 11/1/63        | HOU        | 12        | 19        | 1.6        |
| 11/16/14       | IND        | 16        | 19        | 1.2        |
| 12/4/88        | SEA        | 19        | 20        | 1.1        |
| 9/9/12         | TEN        | 16        | 20        | 1.3        |
| 9/22/63        | OAK        | 10        | 24        | 2.4        |
| 12/11/77       | MIA        | 19        | 25        | 1.3        |
| <b>10/9/16</b> | <b>CLE</b> | <b>22</b> | <b>27</b> | <b>1.2</b> |
| 12/9/61        | OAK        | 10        | 27        | 2.7        |
| 11/17/68       | KC         | 26        | 27        | 1.0        |
| 11/4/84        | DEN        | 18        | 28        | 1.6        |
| 10/2/66        | NYJ        | 18        | 29        | 1.6        |
| 11/15/70       | SD         | 28        | 29        | 1.0        |
| 9/22/96        | JACK       | 11        | 29        | 2.6        |

### A SAFETY FIRST

The Patriots recorded a safety in back-to-back games for the first time in team history. LB Dont'a Hightower dropped Cincinnati (10/16/16) QB Andy Dalton in the end zone for an 8-yard sack for a safety. At Cleveland (10/9/16) the previous week, Browns QB Cody Kessler fumbled the ball out of the end zone for a safety, forced by a strong rush by Dont'a Hightower. The Patriots recorded their team-record third safety of the 2016 season when DL Malcom Brown registered a tackle in the end zone vs. Baltimore on Dec. 12.

### BLOCK PARTY

LB Shea McClellin blocked a first-quarter field goal attempt vs. Baltimore on Dec. 12, 2016 for the Patriots third blocked kick of the 2016 season. McClellin blocked an extra point attempt vs. Seattle on Nov. 13 and DL Alan Branch blocked a field goal at the New York Jets on Nov. 27. The block was the first miss of the 2016 season by Baltimore K Justin Tucker. The Patriots three blocked kicks are the most blocked kicks New England has recorded since 2014 when the team recorded five on the year (4 field goals and 1 punt) The Patriots' record for most kicks blocked in a season sits at six in 1975 (2 extra points, 3 field goals and 1 punt), while they have tallied five in season on two occasions (2014 and 1973) and four in a season four times (1974, 1977, 1986, 2002).

### DEFENSE NETS THIRD SAFETY

DL Malcom Brown registered the Patriots third safety of the season when he dropped Baltimore RB Kenneth Dixon in the end zone in the first quarter on Dec. 12, 2016. The Patriots three safeties in 2016 are a team mark. The Patriots registered safeties in back-to-back games - at Cleveland (10/9) when QB Cody Kessler fumbled out of the end zone and when LB Dont'a Hightower registered one in the win vs. Cincinnati (10/16) when he sacked QB Andy Dalton in the end zone. The Patriots had two safeties in a season six previous times (1963, 1965, 1967, 1969, 1978 and 1985). The NFL record for most safeties in a season is 4 by many teams.

### STELLAR SCORING DEFENSE

The 2016 Patriots defense allowed just 27 touchdowns, second only to the New York Giants, who allowed 26 touchdowns. It is the seventh time in team history that the Patriots have allowed under 30 touchdowns in a season.

#### FEWEST TOUCHDOWNS ALLOWED IN A SEASON/PATRIOTS HISTORY

1982 - 18 (nine game season)  
2003 - 23  
2006 - 24  
1977 - 26  
2001 - 26  
**2016 - 27**  
1976 - 29



### TAKING CARE OF BALL PAYS OFF

Since 2002, the Patriots are an NFL-best 115-16 when throwing no interceptions.

| TEAM               | GAMES WITH 0 INTS | W-L-T           | WIN PCT.    |
|--------------------|-------------------|-----------------|-------------|
| <b>New England</b> | <b>131</b>        | <b>115-16-0</b> | <b>.878</b> |
| Kansas City        | 116               | 75-41-0         | .647        |
| San Francisco      | 109               | 74-34-1         | .683        |
| Jacksonville       | 106               | 63-43-0         | .594        |
| Philadelphia       | 105               | 74-31-0         | .705        |
| Indianapolis       | 103               | 87-16-0         | .845        |
| Denver             | 99                | 76-23-0         | .768        |
| San Diego          | 98                | 73-25-0         | .745        |
| Tennessee          | 97                | 70-27-0         | .722        |
| Baltimore          | 95                | 78-17-0         | .821        |

### OFFENSE DROPS 30

The Patriots scored 30 points against the top ranked Baltimore defense on Dec. 12, 2016. The Ravens entered the game tied for first with the Patriots, allowing just 17.3 points per game.



# PATRIOTS

## Team Notes

### SCORING PACE

The 2016 Patriots finished tied with Green Bay for third with 51 overall touchdowns and 3rd with 441 total points.

#### MOST PATRIOTS TD/SEASON MOST PATRIOTS PTS /SEASON

|                   |                    |
|-------------------|--------------------|
| 75 in 2007        | 589 in 2007        |
| 67 in 2012        | 557 in 2012        |
| 65 in 2010        | 518 in 2010        |
| 61 in 2011        | 513 in 2011        |
| 52 in 2014        | 468 in 2014        |
| 52 in 2015        | 465 in 2015        |
| 52 in 1980        | 444 in 2013        |
| 52 in 1961        | <b>441 in 2016</b> |
| <b>51 in 2016</b> | 441 in 1980        |
| 50 in 2009        |                    |

### RECORD SCORING STREAK

The Patriots set an NFL record by scoring in 38 consecutive quarters from Week 1 to Week 11 in 2015.

#### THE MOST CONSECUTIVE REGULATION QUARTERS WITH AT LEAST ONE POINT:

| Team               | Year(s)     | Consec. quarters with points scored |
|--------------------|-------------|-------------------------------------|
| <b>New England</b> | <b>2015</b> | <b>38</b>                           |
| St. Louis          | 1999-2000   | 31                                  |
| Indianapolis       | 2005        | 31                                  |
| New England        | 1993-94     | 27                                  |
| Kansas City        | 2002        | 27                                  |
| Oakland            | 2002        | 27                                  |

### RUSH TO VICTORY

Since 2000, New England is 45-1 in the regular season when a Patriot eclipses 100 yards rushing. The only loss during the Bill Belichick era came at Miami on Dec. 20, 2004, when Corey Dillon rushed for 121 yards on 26 carries and the Patriots lost to the Dolphins, 29-28. Since then, New England is 32-0 with a 100-yard rusher.

### TOP-10 TEAM

The 2016 Patriots ranked 4th in offense and 8th in defense. It is the 9th time in team history and the second straight season that both the offense and defense have finished in the top ten.

#### PATRIOTS SEASONS WITH A TOP 10 OFFENSE AND TOP 10 DEFENSE (SINCE 1970 MERGER)

|      |            |            |
|------|------------|------------|
| 2016 | Offense-4  | Defense-8  |
| 2015 | Offense-6  | Defense-9  |
| 2008 | Offense-5  | Defense-10 |
| 2007 | Offense-1  | Defense-4  |
| 2004 | Offense-7  | Defense-9  |
| 1985 | Offense-9  | Defense-7  |
| 1980 | Offense-10 | Defense-8  |
| 1979 | Offense-8  | Defense-3  |
| 1978 | Offense-1  | Defense-9  |

### TWO 100-YARD RECEIVERS

TE Rob Gronkowski (109) and WR Chris Hogan (114) both went over 100 yards receiving at Cleveland (10/09/16). It is 35th time in team history that has occurred and the first time since Oct. 26, 2014, vs. Chicago - Gronkowski (149) and Brandon LaFell (124).

### PATS SET INT RECORD

The 2016 Patriots set an NFL record by going 258 pass attempts to start the season without an interception to surpass the 2008 Washington Redskins, who went 251 pass attempts without an interception to start the season. Jacoby Brissett (55), Jimmy Garoppolo (60) and Tom Brady (143) combined for the record.

#### MOST PASS ATTEMPTS TO START A SEASON WITHOUT AN INTERCEPTION

| Team                               | Pass Attempts |
|------------------------------------|---------------|
| <b>New England Patriots (2016)</b> | <b>258</b>    |
| Washington Redskins (2008)         | 251           |

### PATS SET NEW NFL PICK RECORD

The Patriots set an NFL record by throwing just two interceptions in 2016. The previous NFL record for fewest interceptions thrown in a season by an NFL team since the 1970 merger was five. The 2016 Patriots had just two interceptions in 550 pass attempts.

#### FEWEST INTERCEPTIONS IN A SEASON

| Year        | Team               | Int.     | Pass Attempts |
|-------------|--------------------|----------|---------------|
| <b>2016</b> | <b>New England</b> | <b>2</b> | <b>550</b>    |
| 2010        | New England        | 5        | 507           |
| 2011        | San Francisco      | 5        | 451           |
| 1990        | Kansas City        | 5        | 449           |
| 1990        | NY Giants          | 5        | 398           |
| 1966        | Green Bay          | 5        | 318           |
| 1960        | Cleveland          | 5        | 264           |

### BEST TD/INT PCT. IN HISTORY

The 2016 Patriots threw 32 touchdowns and had just two interceptions for an NFL record TD/INT. percentage of 16.0

#### BEST TOUCHDOWN TO INTERCEPTION PERCENTAGE IN A SINGLE SEASON

| Year        | Team            | TDs       | INT.     | TD/INT Percentage |
|-------------|-----------------|-----------|----------|-------------------|
| <b>2016</b> | <b>Patriots</b> | <b>32</b> | <b>2</b> | <b>16.00</b>      |
| 2010        | Patriots        | 37        | 5        | 7.40              |
| 2011        | Green Bay       | 51        | 8        | 6.38              |
| 2014        | Green Bay       | 38        | 6        | 6.33              |
| 2016        | Dallas          | 24        | 4        | 6.00              |
| 2007        | Patriots        | 50        | 9        | 5.56              |

### INT STREAK ENDS

The Patriots threw their first interception of the season in the second quarter, vs. Seattle (11/13/16) falling one game shy of the NFL record for most games without an interception to start a season.

#### MOST CONSECUTIVE GAMES TO START A SEASON WITHOUT AN INTERCEPTION

|          |                                  |
|----------|----------------------------------|
| 9        | 1960 Cleveland Browns            |
| <b>8</b> | <b>2016 New England Patriots</b> |
| 8        | 2008 Washington Redskins         |



# PATRIOTS

## Sustaining Success

### PATRIOTS ARE MOST FREQUENT SUPER BOWL TEAM OVER LAST 33 YEARS

The Patriots have won nine conference championships since the 1984 season and have more conference titles than any other team over the last 33 years (since 1984). Additionally, the Patriots' eight conference titles over the last 28 years are three more than the next closest team and New England's seven conference titles over the last 18 years are more than any other team.

#### Most Super Bowl Wins in Last 13 Seasons (2004-2016)

|                    |          |
|--------------------|----------|
| <b>New England</b> | <b>3</b> |
| Pittsburgh         | 2        |
| N.Y. Giants        | 2        |
| 6 Other Teams      | 1        |

#### Most Super Bowl Wins in Last 23 Seasons (1994-2016)

|                    |          |
|--------------------|----------|
| <b>New England</b> | <b>5</b> |
| Denver             | 3        |
| Pittsburgh         | 2        |
| Green Bay          | 2        |
| N.Y. Giants        | 2        |
| Baltimore          | 2        |
| 7 Other Teams      | 1        |

#### Most Super Bowl Wins in Last 33 Seasons (1984-2016)

|                    |          |
|--------------------|----------|
| <b>New England</b> | <b>5</b> |
| N.Y. Giants        | 4        |
| San Francisco      | 4        |
| Dallas             | 3        |
| Denver             | 3        |
| 4 Other Teams      | 2        |
| 6 Other Teams      | 1        |

#### Most Conference Championships in Last 10 Seasons (2007-2016)

|                    |          |
|--------------------|----------|
| <b>New England</b> | <b>4</b> |
| Denver             | 2        |
| Pittsburgh         | 2        |
| N.Y. Giants        | 2        |
| Seattle            | 2        |
| 7 Other Teams      | 1        |

#### Most Conference Championships in Last 13 Seasons (2004-2016)

|                    |          |
|--------------------|----------|
| <b>New England</b> | <b>5</b> |
| Pittsburgh         | 3        |
| Seattle            | 3        |
| Denver             | 2        |
| Indianapolis       | 2        |
| N.Y. Giants        | 2        |
| 8 Other Teams      | 1        |

#### Most Conference Championships in Last 18 Seasons (1999-2016)

|                    |          |
|--------------------|----------|
| <b>New England</b> | <b>7</b> |
| Pittsburgh         | 3        |
| N.Y. Giants        | 3        |
| Seattle            | 3        |
| 5 other teams      | 2        |

#### Most Conference Championships in Last 23 Seasons (1994-2016)

|                    |          |
|--------------------|----------|
| <b>New England</b> | <b>8</b> |
| Pittsburgh         | 4        |
| Denver             | 4        |
| Green Bay          | 3        |
| N.Y. Giants        | 3        |
| Seattle            | 3        |
| 5 Other Teams      | 2        |

#### Most Conference Championships in Last 28 Seasons (1989-2016)

|                    |          |
|--------------------|----------|
| <b>New England</b> | <b>8</b> |
| Denver             | 5        |
| Buffalo            | 4        |
| N.Y. Giants        | 4        |
| Pittsburgh         | 4        |
| 3 Other Teams      | 3        |

#### Most Conference Championships in Last 33 Seasons (1984-2016)

|                    |          |
|--------------------|----------|
| <b>New England</b> | <b>9</b> |
| Denver             | 7        |
| N.Y. Giants        | 5        |
| San Francisco      | 5        |
| Buffalo            | 4        |
| Pittsburgh         | 4        |
| 3 Other Teams      | 3        |

### WHAT HAVE YOU DONE FOR ME LATELY?

Since the 2011 season, the Patriots have maintained their spot atop the NFL in terms of regular season winning percentage and regular season points scored. Since the beginning of the 2011, 2012 and 2013 season, the Patriots have the NFL's highest winning percentage and scored the most points in the NFL.

#### HIGHEST WINNING PERCENTAGE SINCE 2011

| TEAM               | W         | L         | T        | PCT.         | PF          | PA          |
|--------------------|-----------|-----------|----------|--------------|-------------|-------------|
| <b>New England</b> | <b>75</b> | <b>21</b> | <b>0</b> | <b>0.781</b> | <b>2888</b> | <b>2080</b> |
| Denver             | 67        | 29        | 0        | 0.698        | 2566        | 2025        |
| Green Bay          | 66        | 29        | 1        | 0.693        | 2696        | 2182        |
| Seattle            | 63        | 32        | 1        | 0.661        | 2321        | 1614        |
| Pittsburgh         | 60        | 35        | 1        | 0.630        | 2298        | 1925        |
| Cincinnati         | 58        | 36        | 2        | 0.615        | 2274        | 1886        |
| Carolina           | 53        | 42        | 1        | 0.557        | 2337        | 2117        |
| San Francisco      | 51        | 45        | 0        | 0.531        | 2036        | 1981        |

#### HIGHEST WINNING PERCENTAGE SINCE 2012

| TEAM               | W         | L         | T        | PCT.         | PF          | PA          |
|--------------------|-----------|-----------|----------|--------------|-------------|-------------|
| <b>New England</b> | <b>62</b> | <b>18</b> | <b>0</b> | <b>0.775</b> | <b>2375</b> | <b>1738</b> |
| Denver             | 59        | 21        | 0        | 0.738        | 2257        | 1635        |
| Seattle            | 56        | 23        | 1        | 0.706        | 2000        | 1299        |
| Green Bay          | 51        | 28        | 1        | 0.644        | 2136        | 1823        |
| Cincinnati         | 49        | 29        | 2        | 0.625        | 1930        | 1563        |
| Indianapolis       | 49        | 31        | 0        | 0.613        | 1950        | 1892        |
| Carolina           | 47        | 32        | 1        | 0.594        | 1931        | 1688        |
| Arizona            | 46        | 33        | 1        | 0.581        | 1846        | 1711        |

#### HIGHEST WINNING PERCENTAGE SINCE 2013

| TEAM               | W         | L         | T        | PCT.         | PF          | PA          |
|--------------------|-----------|-----------|----------|--------------|-------------|-------------|
| <b>New England</b> | <b>50</b> | <b>14</b> | <b>0</b> | <b>0.781</b> | <b>1818</b> | <b>1407</b> |
| Denver             | 46        | 18        | 0        | 0.719        | 1776        | 1346        |
| Seattle            | 45        | 18        | 1        | 0.711        | 1588        | 1054        |
| Arizona            | 41        | 22        | 1        | 0.648        | 1596        | 1354        |
| Carolina           | 40        | 23        | 1        | 0.633        | 1574        | 1325        |
| Cincinnati         | 39        | 23        | 2        | 0.625        | 1539        | 1243        |

#### MOST POINTS SCORED SINCE 2011

| Team               | Points      |
|--------------------|-------------|
| <b>New England</b> | <b>2888</b> |
| New Orleans        | 2700        |
| Green Bay          | 2696        |
| Denver             | 2566        |
| Dallas             | 2347        |
| Carolina           | 2337        |
| Philadelphia       | 2336        |
| Seattle            | 2321        |
| Cincinnati         | 2274        |

#### MOST POINTS SCORED SINCE 2012

| Team               | Points      |
|--------------------|-------------|
| <b>New England</b> | <b>2375</b> |
| Denver             | 2257        |
| New Orleans        | 2153        |
| Green Bay          | 2136        |
| Seattle            | 2000        |
| Philadelphia       | 1940        |
| Carolina           | 1931        |
| Cincinnati         | 1930        |

#### MOST POINTS SCORED SINCE 2013

| Team               | Points      |
|--------------------|-------------|
| <b>New England</b> | <b>1818</b> |
| Denver             | 1776        |
| Green Bay          | 1703        |
| New Orleans        | 1692        |
| Philadelphia       | 1660        |
| Pittsburgh         | 1637        |
| Seattle            | 1588        |





# INSIDE

## The Numbers

### BY THE NUMBERS

2

The Patriots forced two fumbles on kickoffs in the 27-0 win vs. Houston on Sept. 22, 2016.

2

WR Chris Hogan caught two 40-yard passes (63 and 43) at Cleveland (10/9/16) to become the first Patriots player to do so in a game since Rob Gronkowski (50 and 49) at Washington (12/11/11).

3

James White finished third in the NFL among running backs with 60 receptions and 551 yards in 2016.

4

Stephen Gostkowski executed a successful onside kick vs. Washington (11/08/15) and vs. Philadelphia (12/06/15). It was his third (Cleveland - 12/08/13) and the fourth in team history. The first came when Jim Lee Hunt recovered a Gino Cappelletti kick at the end of the first half in a 26-10 win vs. the NY Jets (9/27/64).

5

TE Martellus Bennett had his fifth career 100-yard game and his third of the 2016 season after finishing with 7 receptions for 102 yards vs. Seattle (11/13/16).

7

The Patriots became the first team in NFL history in 2014 to earn five straight first-round byes and extended that record with their seventh straight bye in 2016. Dallas and San Francisco earned four straight byes from 1992 through 1995 and Denver earned four straight from 2012-15.

8

The Patriots and Green Bay Packers are the only teams that has made the playoffs in each of the last eight seasons (2009-2016).

16

The Patriots have gone 16 straight seasons without being swept by a division opponent after beating each of the AFC East teams in 2016, extending the longest such streak since the 1970 NFL merger.

16

The Patriots have won nine or more games in 16 straight seasons, the most seasons of 9 or more wins since 2001 in the NFL.

17

The Patriots have held their opponent under 30 yards rushing a total of 17 times after holding Cleveland (10/9/16) to just 27 yards rushing.

17.9

The Patriots WR Chris Hogan finished tied for first in the NFL with Washington's DeSean Jackson with a 17.9-yard average in 2016.

18

RB Legarrette Blount led the NFL with 18 rushing touchdowns in 2016, a Patriots team record.

19

Nate Ebner finished tied for first in the NFL with Miami's Michael Thomas (19) with a career-best 19 special teams tackles.

20

The Patriots have scored in the final possession of the first half and the opening possession of the second half 20 times since 2009, first in the NFL. New Orleans is second with 14 such scoring drives.

23

Following a 3-0 record in September and a 4-0 record in December in 2016, the Patriots now have 23 undefeated months since 2000, the most in the NFL. Indianapolis is second with 15.

24

The Patriots have won 24 straight home games against non-division AFC opponents. Their last loss to a non-division AFC team was a 33-10 loss vs. Pittsburgh on Nov. 30, 2008.

26

The Patriots have gone 26 straight games (regular season and postseason) without allowing an opponent to run for 100 or more yards. (last game - Nov. 29, 2015 at Denver).

67

Rob Gronkowski and Tom Brady have connected on 67 touchdown passes. It is the second-most connections between a quarterback and a tight end in NFL history and is sixth overall.

87

The Patriots have won 87 straight home regular season games when leading at halftime, adding to their NFL record. The last time the Patriots lost at home after leading at halftime was on Dec. 24, 2000, vs. Miami when they lost 27-24 after leading 21-17 at halftime.

### TOM BRADY BY THE NUMBERS

7

Brady won his seventh conference title and moved past DL Mike Lodish for the most Super Bowls played with seven in Super Bowl LI. Lodish played in six (four with Buffalo and two with Denver).

### TOM BRADY BY THE NUMBERS (continued)

5

Brady is the only QB with five Super Bowl wins. He joined Hall of Fame DL Charles Haley (5) as the only other NFL player with five Super Bowl Championships.

6

Brady has six seasons with 30 or more touchdown passes.

11

Brady played in his 11th conference championship game in 2016 to move past Gene Upshaw and George Blanda (10) for the most conference championship game appearances.

14

The number of division championships won by Tom Brady, the most division titles ever by a quarterback. Peyton Manning is second with 12.

16

Brady set a Super Bowl record with 16 straight pass completions in Super Bowl XLVI vs. the New York Giants.

19

The longest streak of consecutive pass completions by Brady in a regular season game (Sept. 10, 2015 vs. Pittsburgh), a team record.

90.6

The percent of quarterback keepers converted by Brady (106 of 117) for first downs (80-of-87 on third-and-2 or less and 26-of-30 on fourth-and-2 or less).

183

Brady has 183 career regular-season wins with the Patriots, the most wins by a starting quarterback with one team. Brett Favre is second with 160 with Green Bay.

### THE KRAFT ERA

5

The number of Super Bowl championships the Patriots have won since Robert Kraft purchased the team in 1994. That mark is the highest total in the NFL over that span.

8

The number of conference championships the Patriots have won since Robert Kraft purchased the team in 1994, an NFL record for most conference championships as an owner.

16

The number of division championships won by the Patriots since Kraft purchased the team in 1994.

18

The number of playoff seasons earned by the Patriots in the 23 seasons since Robert Kraft purchased the team.

41

The number of playoff games the Patriots have appeared in since 1994, the most in the NFL. Green Bay has the second most with 36.

251

The number of consecutive home games that have been sold out, including all playoff and preseason games dating back to the 1994 season opener.

283

The number of games the Patriots have won since Robert Kraft purchased the franchise in 1994. Prior to Kraft's ownership, the team had won 225 total games in its entire 34-year history from 1960-93.

### THE BELICHICK ERA

5

Bill Belichick has won five Super Bowls as a head coach, the most Super Bowl wins by a head coach in NFL history.

4

Bill Belichick is the first coach to lead his team to four 500-point seasons (2007, 2010-12).

4

Bill Belichick (262 wins) passed Curly Lambeau (229 wins) for sole possession of fourth place on the NFL wins list.

5

The number of 14-win seasons by Bill Belichick, the most among all NFL coaches.

10

Super Bowl LI was Belichick's 10th Super Bowl overall, including seven as a head coach and three as an assistant coach.



# BILL BELICHICK

## NEWS & NOTES



### 22ND SEASON AS HEAD COACH • 42ND NFL SEASON

**Overall Record:** 263-125 (.678) • **Regular Season:** 237-115 (.673) • **Postseason:** 26-10 (.722)

**With Patriots overall (2000-16):** 226-80 (.739)

**Super Bowl Titles:** 7 (86, 90, 01, 03, 04, 14, 16) • **Conf. Titles:** 9 (86, 90, 96, 01, 03, 04, 07, 11, 14, 16)

**Division Titles:** 21 (75, 78, 86, 89, 90, 96, 98, 01, 03, 04, 05, 06, 07, 09, 10, 11, 12, 13, 14, 15, 16)

Bill Belichick is the only head coach in NFL history to win three Super Bowl titles in a four-year span. He won more regular season games (123) and more games overall (136) during a 10-year stretch (2002-11) than any other coach in NFL history. In the 2007 season, Belichick led the Patriots to the fourth undefeated and untied regular season in NFL history and the first since the NFL established a 16-game schedule in 1978. His 42 consecutive years as an NFL coach are second in NFL history to 44 by Tennessee's Dick LeBeau.



### AMONG THE GREATS

Bill Belichick has recorded 263 career wins, which is fourth in NFL history. Belichick owns a career winning percentage of .678 which is second all-time, behind George Halas (.682).

#### TOP WINNING PERCENTAGE AMONG HEAD COACHES WITH AT LEAST 160 WINS (INCL. POSTSEASON)

| HEAD COACH            | TEAM(S)       | YEARS                        | W          | L          | T        | PCT.        |
|-----------------------|---------------|------------------------------|------------|------------|----------|-------------|
| George Halas          | CHI           | 1920-29, 33-41, 46-55, 58-67 | 324        | 151        | 31       | .682        |
| <b>BILL BELICHICK</b> | <b>CLE/NE</b> | <b>1991-95, 00-16</b>        | <b>263</b> | <b>125</b> | <b>0</b> | <b>.678</b> |
| Don Shula             | BAL/MIA       | 1963-95                      | 347        | 173        | 6        | .666        |
| Curly Lambeau         | GB/CHI/WAS    | 1921-53                      | 229        | 134        | 22       | .630        |

NOTE: Winning percentage calculated using current NFL rules, counting a tie as a half-win, half-loss.

### MOVING ON UP

Bill Belichick is in fourth place on the NFL wins list with 263 career wins.

#### MOST WINS NFL COACHES

| HEAD COACH            | TEAM(S)       | YEARS                        | W          | L          | T        |
|-----------------------|---------------|------------------------------|------------|------------|----------|
| Don Shula             | BAL/MIA       | 1963-95                      | 347        | 173        | 6        |
| George Halas          | CHI           | 1920-29, 33-41, 46-55, 58-67 | 324        | 151        | 31       |
| Tom Landry            | DAL           | 1960-88                      | 270        | 178        | 6        |
| <b>BILL BELICHICK</b> | <b>CLE/NE</b> | <b>1991-95, 00-16</b>        | <b>263</b> | <b>125</b> | <b>0</b> |
| Curly Lambeau         | GB/CHI/WAS    | 1921-53                      | 229        | 134        | 22       |

NOTE: Winning percentage calculated using current NFL rules, counting a tie as a half-win, half-loss.

## SUPER SUCCESS

Bill Belichick has won five Super Bowls, the most by a head coach.

#### MOST SUPER BOWL VICTORIES

| HEAD COACH            | TEAM               | TITLES   | SEASONS                             |
|-----------------------|--------------------|----------|-------------------------------------|
| <b>Bill Belichick</b> | <b>New England</b> | <b>5</b> | <b>2001, 2003, 2004, 2014, 2016</b> |
| Chuck Noll            | Pittsburgh         | 4        | 1974, 1975, 1978, 1979              |
| Joe Gibbs             | Washington         | 3        | 1982, 1987, 1991                    |
| Bill Walsh            | San Francisco      | 3        | 1981, 1984, 1988                    |

NOTE: Sorted by most recent championship. Super Bowls have determined NFL champion since 1966.

### MOST CONSEC. DIVISION TITLES

Bill Belichick is the first NFL coach to lead his team to eight consecutive division titles. Paul Brown (1950-55), Tom Landry (1966-71), Bud Grant (1973-78) and Chuck Noll (1974-79) led their teams to six straight titles.

#### NFL COACHES WITH THE MOST CONSECUTIVE DIVISION TITLES

| Head Coach            | Teams           | Consecutive Division Titles |
|-----------------------|-----------------|-----------------------------|
| <b>Bill Belichick</b> | <b>Patriots</b> | <b>8 (2009-2016)</b>        |
| Paul Brown            | Cleveland       | 6 (1950-1955)               |
| Tom Landry            | Dallas          | 6 (1966-1971)               |
| Bud Grant             | Minnesota       | 6 (1973-1978)               |
| Chuck Noll            | Pittsburgh      | 6 (1974-1979)               |

### ELITE COMPANY

Bill Belichick is one of four NFL head coaches to win five or more championships since the league began postseason play in 1933, but the only one to win five Super Bowls. Belichick joined an exclusive club in which each of the four other members has been enshrined in the Pro Football Hall of Fame.

#### HEAD COACHES WITH FOUR OR MORE NFL TITLES (Listed alphabetically)

| HEAD COACH            | CHAMPIONSHIP TEAM(S)                                    |
|-----------------------|---|
| <b>Bill Belichick</b> | <b>5- Patriots (SB XXXVI, XXXVIII, XXXIX, XLIX, LI)</b> |
| George Halas          | 6- Chicago Bears (1921, 33, 40, 41, 46, 63)             |
| Curly Lambeau         | 6- Green Bay Packers (1929, 30, 31, 36, 39, 44)         |
| Vince Lombardi        | 5- Green Bay Packers (1961, 62, 65, SB I, II)           |

### 3X COACH OF THE YEAR

The Associated Press named Bill Belichick the NFL's Coach of the Year in 2010, the third time that Belichick earned the honor. He was also named Coach of the Year following the 2003 and 2007 seasons, joining Don Shula (4-time winner) and Chuck Knox as the only three-time winners.



# BILL BELICHICK

## NEWS & NOTES

### 200 WINS WITH PATS

Bill Belichick now has 201 career regular season wins with the Patriots, becoming the fifth NFL coach to reach 200 regular season wins with one team.

#### NFL HEAD COACHES WITH THE MOST WINS WITH ONE TEAM

George Halas (Chicago) – 318-148  
Don Shula (Miami) – 257-133-2  
Tom Landry (Dallas) – 250-162  
Curly Lambeau (Green Bay) – 209-104-21  
**Bill Belichick (Patriots) – 201-71**  
Chuck Noll (Pittsburgh) – 193-148-1

### CAREER MILESTONE FOR BELICHICK

Belichick (237) is just the sixth NFL head coach to reach 200 career regular-season victories, joining Don Shula (328), George Halas (318), Tom Landry (250), Curly Lambeau (226) and Marty Schottenheimer (200).

#### NUMBER OF GAMES TO 200 REGULAR-SEASON WINS

282 Don Shula  
288 George Halas  
300 Curly Lambeau  
**306 Bill Belichick**  
319 Tom Landry  
327 Marty Schottenheimer

| Head Coach            | Teams                      | W-L-T (regular season) |
|-----------------------|----------------------------|------------------------|
| Don Shula             | Colts/Dolphins             | 328-156-6              |
| George Halas          | Bears                      | 318-148-6              |
| Tom Landry            | Cowboys                    | 250-162-6              |
| <b>Bill Belichick</b> | <b>Browns/Patriots</b>     | <b>237-115-0</b>       |
| Curly Lambeau         | Packers/Cardinals/Redskins | 226-132-22             |

### BETTER THAN AVERAGE

Bill Belichick has led the Patriots to 16 straight winning seasons (2001-2016), second all-time, behind 20 by Tom Landry (1966-85).

#### MOST CONSECUTIVE SEASONS WITH A WINNING RECORD

| HEAD COACH            | TEAM               | YEARS                 |
|-----------------------|--------------------|-----------------------|
| Tom Landry            | Dallas             | 20 – 1966-1985        |
| <b>Bill Belichick</b> | <b>New England</b> | <b>16 – 2001-2016</b> |
| Curly Lambeau         | Green Bay          | 14 – 1934-1947        |
| Curly Lambeau         | Green Bay          | 12 – 1921-1932        |
| George Halas          | Chicago            | 10 – 1933-1942        |
| John Madden           | Oakland            | 10 – 1969-1978        |

### 10-WIN SEASONS

Bill Belichick has coached the Patriots to 14 straight seasons with 10 or more wins, adding to his NFL record streak. In 2011, Belichick became the first coach in NFL history with nine straight seasons with at least 10 victories. George Seifert has the second most consecutive 10-win seasons with eight from 1989-1996 for San Francisco.

### 11 ON 14

Bill Belichick passed Don Shula (13) for most 11-win seasons in NFL history after leading the Patriots to 11 wins in 2016, his 14th 11-win season. Belichick has thirteen 11-win seasons with New England and one with Cleveland.

#### NFL HEAD COACHES WITH THE MOST 11-WIN SEASONS

|                       |           |
|-----------------------|-----------|
| <b>Bill Belichick</b> | <b>14</b> |
| Don Shula             | 13        |
| Tom Landry            | 10        |

### A DOZEN TIMES 11

Bill Belichick owns the NFL record among head coaches with 11 seasons of 12 or more wins. He owns the record with seven consecutive 11-win seasons (2010-2016).

#### NFL HEAD COACHES WITH THE MOST 12-WIN SEASONS

| Head Coach            | Team(s)     | 12-win Seasons |
|-----------------------|-------------|----------------|
| <b>Bill Belichick</b> | <b>NE</b>   | <b>11</b>      |
| Don Shula             | BAL, MIA    | 8              |
| Tony Dungy            | IND         | 6              |
| Tom Landry            | DAL         | 6              |
| Marty Schottenheimer  | CLE, KC, SD | 5              |

### FIRST WITH 14 WINS IN 5 SEASONS

Bill Belichick guided the Patriots to an NFL-best 14-2 record in 2016, becoming the first head coach ever to win at least 14 regular-season games in five separate seasons. Only four other coaches — San Francisco's George Seifert (3), Washington's Joe Gibbs (2), Chicago's Mike Ditka (2) and Miami's Don Shula (2) — have more than one 14-win season.

### BELICHICK'S DIVISIONAL SUCCESS

#### HEAD COACHES WITH THE HIGHEST WINNING PERCENTAGE AGAINST DIVISION OPPONENTS (SINCE 1970 - MINIMUM 60 GAMES)

| Head Coach            | Teams                     | W-L-T          | Win Pct.    |
|-----------------------|---------------------------|----------------|-------------|
| Mike McCarthy         | Green Bay                 | 48-17-1        | .735        |
| George Allen          | LA Rams, Washington       | 42-18-2        | .700        |
| Bud Grant             | Minnesota                 | 69-31-1        | .688        |
| Tom Landry            | Dallas                    | 101-46-0       | .687        |
| <b>Bill Belichick</b> | <b>Cleveland/Patriots</b> | <b>93-45-0</b> | <b>.674</b> |
| Marty Schottenheimer  | CLE/KC/SD/WAS             | 95-51-0        | .651        |

#### THE HEAD COACHES WITH THE MOST WINS AGAINST DIVISION OPPONENTS SINCE 1970

| Head Coach            | Teams               | Wins vs. Div. Opponents |
|-----------------------|---------------------|-------------------------|
| Don Shula             | Miami               | 132                     |
| Tom Landry            | Dallas              | 101                     |
| Dan Reeves            | DEN/NYG/ATL         | 95                      |
| Marty Schottenheimer  | CLE/KC/SD/WAS       | 95                      |
| <b>Bill Belichick</b> | <b>CLE/Patriots</b> | <b>93</b>               |

### GOOD IN DECEMBER

Bill Belichick is 60-12 (.833) in December with New England, the best record in December among head coaches with one team in NFL history (min. 25 games). George Seifert is second (27-6, .818).



# BILL BELICHICK

## NEWS & NOTES

### DIVISION TITLES RECORD

Bill Belichick guided the Patriots to the AFC East title in 2016. His 14 division titles are the most by a head coach since the 1970 merger. Don Shula is second with 11 division titles since the merger. Overall, Belichick's 14 division titles are the most in NFL history among NFL head coaches with Shula and Tom Landry second with 13 titles.

### BELICHICK'S PATRIOTS RENAISSANCE

Once head coach Bill Belichick implemented his coaching design on the Patriots, his approach has given him the best record of any NFL head coach who has coached over 40 games since 2001 (including the postseason).

#### NFL COACHES' RECORDS SINCE 2001

| COACH                 | TEAM                   | W          | L         | T        | PCT.        |
|-----------------------|------------------------|------------|-----------|----------|-------------|
| <b>Bill Belichick</b> | <b>New England</b>     | <b>221</b> | <b>69</b> | <b>0</b> | <b>.762</b> |
| Tony Dungy            | Tampa Bay/Indianapolis | 101        | 41        | 0        | .711        |
| Jim Harbaugh          | San Francisco          | 49         | 22        | 1        | .688        |
| Bill Cowher           | Pittsburgh             | 70         | 35        | 1        | .665        |
| Mike McCarthy         | Green Bay              | 124        | 69        | 1        | .642        |
| Mike Tomlin           | Pittsburgh             | 111        | 63        | 0        | .638        |
| Bruce Arians          | Arizona                | 42         | 24        | 1        | .634        |
| Pete Carroll          | Seattle                | 79         | 46        | 1        | .631        |
| Mike Martz            | St. Louis              | 46         | 29        | 0        | .613        |
| Chuck Pagano          | Indianapolis           | 52         | 34        | 0        | .605        |
| Andy Reid             | PHIL/KC                | 167        | 109       | 0        | .605        |

### ABOVE THE CENTURY MARK

Bill Belichick has an overall record of 263-125. He joins Don Shula and George Halas as the only coaches with 100 more wins than losses.

#### MOST WINS NFL COACHES

| HEAD COACH            | TEAM(S)        | RECORD           |
|-----------------------|----------------|------------------|
| Don Shula             | BAL, MIA       | 347-173-6        |
| George Halas          | Chicago        | 324-151-31       |
| <b>Bill Belichick</b> | <b>CLE, NE</b> | <b>263-125-0</b> |

### 500+ FOR THREE STRAIGHT YEARS

Bill Belichick is the first head coach in NFL history to lead a team to three straight 500-point seasons (2010-12). The Patriots are the first franchise in NFL history to score 500 or more points in four seasons (2007-589, 2010-518, 2011-513 and 2012-557). St. Louis is the only other team to have done it three times (1999-526, 2000-540, 2001-503).

### 1ST-TIME QBS 6-0 UNDER BELICHICK

Under head coach Bill Belichick, quarterbacks are now 6-0 in their first career starts after QB Jacoby Brissett picked up a 27-0 win in his first start.

| QB                     | Game                                  | Score           |
|------------------------|---------------------------------------|-----------------|
| Todd Philcox           | Cleveland at LA Rams (9/20/93)        | 28-16 (W)       |
| Eric Zeier             | Cleveland at Cincinnati (10/29/95)    | 29-26 (W)       |
| Tom Brady              | Patriots vs. Indianapolis (9/30/01)   | 44-13 (W)       |
| Matt Cassel            | Patriots at NY Jets (9/14/08)         | 19-10 (W)       |
| Jimmy Garoppolo        | Patriots at Arizona (9/11/16)         | 23-21 (W)       |
| <b>Jacoby Brissett</b> | <b>Patriots vs. Houston (9/22/16)</b> | <b>27-0 (W)</b> |

### POSTSEASON PROWESS

#### BEST POSTSEASON RECORDS IN NFL HISTORY (minimum of 10 games)

| COACH                 | TEAM(S)       | W         | L         | PCT.        |
|-----------------------|---------------|-----------|-----------|-------------|
| Vince Lombardi        | GB/WAS        | 9         | 1         | .900        |
| Tom Flores            | Oakland       | 8         | 3         | .727        |
| <b>Bill Belichick</b> | <b>CLE/NE</b> | <b>26</b> | <b>10</b> | <b>.722</b> |
| Bill Walsh            | San Francisco | 10        | 4         | .714        |
| Joe Gibbs             | Washington    | 17        | 7         | .708        |
| Jimmy Johnson         | DAL/MIA       | 9         | 4         | .692        |

#### MOST POSTSEASON GAMES AS A HEAD COACH

| HEAD COACH                                    | GAMES     |
|---|-----------|
| <b>Bill Belichick (Cleveland/New England)</b> | <b>36</b> |
| Tom Landry (Dallas)                           | 36        |
| Don Shula (Baltimore/Miami)                   | 36        |

### PLAYOFF SUCCESS

#### MOST PLAYOFF WINS BY AN NFL HEAD COACH

| HEAD COACH            | TEAM(S)                              | WINS      |
|-----------------------|--------------------------------------|-----------|
| <b>Bill Belichick</b> | <b>Cleveland Browns, NE Patriots</b> | <b>26</b> |
| Tom Landry            | Dallas Cowboys                       | 20        |
| Don Shula             | Baltimore Colts, Miami Dolphins      | 19        |
| Joe Gibbs             | Washington Redskins                  | 17        |
| Chuck Noll            | Pittsburgh Steelers                  | 16        |

### TEN SB APPEARANCES ARE A RECORD

Super Bowl LI was Bill Belichick's 10th Super Bowl in his career, the most appearances by an NFL coach in history.

#### MOST SUPER BOWL APPEARANCES AS A HEAD COACH OR ASSISTANT

| HEAD COACH            | SUPER BOWLS                       |
|-----------------------|-----------------------------------|
| <b>Bill Belichick</b> | <b>10 (seven as a head coach)</b> |
| Dan Reeves            | 7 (four as a head coach)          |
| Don Shula             | 6 (six as head coach)             |
| Tom Landry            | 5 (five as a head coach)          |
| Chuck Noll            | 5 (four as a head coach)          |
| Marv Levy             | 5 (four as a head coach)          |

### 11 CONFERENCE CHAMPIONSHIP GAMES

Bill Belichick reached his 11th conference championship game as a head coach in 2016, to move past Tom Landry (10) for the most since the 1970 merger.

| Head Coach            | Conference Championships |
|-----------------------|--------------------------|
| <b>Bill Belichick</b> | <b>11</b>                |
| Tom Landry            | 10                       |
| Don Shula             | 7                        |
| Chuck Noll            | 7                        |
| John Madden           | 6                        |
| Bill Cowher           | 6                        |





# TOM BRADY

## NEWS & NOTES



### CAREER NOTES

Tom Brady has quarterbacked the Patriots to victories in 183 of his 235 career regular season starts, compiling a .779 winning percentage and giving him the best record of any quarterback in the Super Bowl era (since 1966). Brady's 155 career wins in his first 200 starts are the most in NFL history. Peyton Manning is second with 136 wins in his first 200 career starts.

### RECORDING SUCCESS

#### TOP WINNING PERCENTAGE IN SUPER BOWL ERA (Since 1966, Minimum 50 Starts, Regular Season Only)

| PLAYER           | TEAM(S)   | YEARS          | W          | L         | T        | PCT.        |
|------------------|-----------|----------------|------------|-----------|----------|-------------|
| <b>TOM BRADY</b> | <b>NE</b> | <b>2000-16</b> | <b>183</b> | <b>52</b> | <b>0</b> | <b>.779</b> |
| Roger Staubach   | DAL       | 1969-79        | 85         | 29        | 0        | .746        |
| Joe Montana      | SF/KC     | 1979-94        | 117        | 47        | 0        | .713        |
| Russell Wilson   | SEA       | 2012-16        | 56         | 23        | 1        | .706        |

#### ACTIVE QUARTERBACKS WINNING PERCENTAGE

Minimum 32 Starts (two full seasons), Regular Season Only

| QUARTERBACK        | TEAM(S)   | W          | L         | T        | PCT.        |
|--------------------|-----------|------------|-----------|----------|-------------|
| <b>TOM BRADY</b>   | <b>NE</b> | <b>183</b> | <b>52</b> | <b>0</b> | <b>.779</b> |
| Russell Wilson     | SEA       | 56         | 23        | 1        | .706        |
| Ben Roethlisberger | PIT       | 123        | 60        | 0        | .672        |
| Aaron Rodgers      | GB        | 90         | 45        | 0        | .667        |
| Tony Romo          | DAL       | 78         | 49        | 0        | .614        |
| Andrew Luck        | IND       | 43         | 27        | 0        | .614        |
| Andy Dalton        | CIN       | 56         | 35        | 2        | .613        |
| Joe Flacco         | BAL       | 83         | 55        | 0        | .601        |
| Matt Ryan          | ATL       | 85         | 57        | 0        | .599        |
| Alex Smith         | SF/KC     | 79         | 56        | 1        | .585        |
| Drew Brees         | SD/NO     | 131        | 101       | 0        | .565        |

#### TEN AFC CHAMPIONSHIP GAME APPEARANCES

The Patriots have reached 11 conference championship games in the Tom Brady - Bill Belichick era (since 2001 with Brady starting at QB). By omitting the season Brady missed due to injury in 2008, the Patriots have made 11 title games in the 15 seasons with Brady as the starter..



### BRADY ALL-TIME LEADER

#### MOST CAREER WINS BY AN NFL QUARTERBACK (REGULAR SEASON AND POSTSEASON)

| Quarterback      | Teams          | Wins                                       |
|------------------|----------------|--|
| <b>Tom Brady</b> | <b>NE</b>      | <b>208 (183 reg. season/25 postseason)</b> |
| Peyton Manning   | IND/DEN        | 200 (186 reg. season/14 postseason)        |
| Brett Favre      | ATL/GB/NYJ/MIN | 199 (186 reg. season/13 postseason)        |
| John Elway       | DEN            | 162 (148 reg. season/14 postseason)        |

### SIX 30-TD SEASONS

Brady has six 30-touchdown seasons overall. The only other Patriots quarterback to have a 30-touchdown season was Vito "Babe" Parilli in 1964 when he led the AFL with 31. Brady is one of five quarterback in NFL history to have 30 or more touchdown passes in at least six seasons and one of six quarterback in NFL history with three or more straight seasons with 30 or more touchdowns.

#### MOST SEASONS WITH 30-PLUS TOUCHDOWN PASSES

|                  |          |
|------------------|----------|
| Brett Favre      | 9        |
| Peyton Manning   | 9        |
| Drew Brees       | 9        |
| <b>TOM BRADY</b> | <b>6</b> |
| Aaron Rodgers    | 6        |
| Philip Rivers    | 5        |
| Dan Marino       | 4        |
| Tony Romo        | 4        |
| Eli Manning      | 3        |
| Kurt Warner      | 3        |

#### THREE-PLUS STRAIGHT 30 TOUCHDOWN SEASONS

|                  |                      |
|------------------|----------------------|
| Drew Brees       | 9 (2008-2016)        |
| Brett Favre      | 5 (1994-98)          |
| Peyton Manning   | 5 (2009-10, 12-14)   |
| <b>TOM BRADY</b> | <b>3 (2010-2012)</b> |
| Dan Marino       | 3 (1984-86)          |
| Aaron Rodgers    | 3 (2014-2016)        |

### PILING UP THE WINS

Brady is one of three NFL quarterbacks with at least 180 career wins.  
(Regular season only)

| RK        | NAME               | W          | L         | T        | PCT.        |
|-----------|--------------------|------------|-----------|----------|-------------|
| 1t.       | Brett Favre        | 186        | 112       | 0        | .624        |
| 1t.       | Peyton Manning     | 186        | 79        | 0        | .702        |
| <b>3.</b> | <b>Tom Brady</b>   | <b>183</b> | <b>52</b> | <b>0</b> | <b>.779</b> |
| 4.        | John Elway         | 148        | 82        | 1        | .643        |
| 5.        | Dan Marino         | 147        | 93        | 0        | .613        |
| 6.        | Drew Brees         | 131        | 101       | 0        | .565        |
| 7.        | Fran Tarkenton     | 124        | 109       | 6        | .531        |
| 8.        | Ben Roethlisberger | 123        | 60        | 0        | .672        |
| 9.        | Johnny Unitas      | 119        | 64        | 4        | .647        |
| 10.       | Joe Montana        | 117        | 47        | 0        | .713        |
| 11.       | Eli Manning        | 108        | 91        | 0        | .543        |
| 12.       | Terry Bradshaw     | 107        | 51        | 0        | .677        |
| 13.       | Warren Moon        | 102        | 101       | 0        | .510        |

### FOUR 35-TD SEASONS

Brady, who led the NFL in 2015 with 36 touchdowns, is one of four NFL quarterbacks with at least 35 touchdowns passes in four different seasons.

#### QBS WITH THE MOST 35+ PASSING TOUCHDOWNS IN NFL HISTORY

| PLAYER           | 35+ TD SEASONS                                |
|------------------|---|
| <b>Tom Brady</b> | <b>4 (50-2007, 36-2010, 39-2011, 36-2015)</b> |
| Peyton Manning   | 4 (49-2004, 37-2012, 55-2013, 39-2014)        |
| Drew Brees       | 4 (46-2011, 43-2012, 39-2013, 37-2016)        |
| Aaron Rodgers    | 4 (45-2011, 39-2012, 38-2014, 40-2016)        |
| Brett Favre      | 3 (38-1995, 39-1996, 35-1997)                 |





# TOM BRADY

## NEWS & NOTES

### BRADY ONE OF 11

#### NFL PLAYERS TO AVG. 250 YARDS PER GAME

| PLAYER                  | TEAM           | YARDS/GAME   |
|-------------------------|----------------|--------------|
| Drew Brees.....         | SD/NO.....     | 283.7        |
| Matthew Stafford.....   | DET.....       | 278.0        |
| Peyton Manning.....     | IND/DEN.....   | 270.5        |
| Matt Ryan.....          | ATL.....       | 265.5        |
| Kurt Warner.....        | STL/ARI.....   | 260.8        |
| <b>Tom Brady.....</b>   | <b>NE.....</b> | <b>259.8</b> |
| Aaron Rodgers.....      | GB.....        | 259.3        |
| Philip Rivers.....      | SD.....        | 254.6        |
| Dan Marino.....         | Miami.....     | 253.6        |
| Ben Roethlisberger..... | PIT.....       | 253.0        |
| Carson Palmer.....      | CIN/ARI.....   | 253.0        |

### BRADY AT 4,000

Brady reached 4,000 passing yards for the eighth time in his career in 2015.

#### ALL-TIME 4,000 YARD PASSING SEASONS

|          |   |
|----------|---|
| 14       | Peyton Manning                                  |
| 11       | Drew Brees                                      |
| <b>8</b> | <b>Tom Brady</b>                                |
| 7        | Philip Rivers                                   |
| 6        | Dan Marino                                      |
| 6        | Brett Favre                                     |
| 6        | Matt Ryan                                       |
| 6        | Aaron Rodgers                                   |
| 6        | Carson Palmer, Eli Manning and Matthew Stafford |

#### PATRIOTS TOP PASSING YARDS/SEASON

| Yards        | Player           | Year        |
|--------------|------------------|-------------|
| 5,235        | Tom Brady        | 2011        |
| 4,827        | Tom Brady        | 2012        |
| 4,806        | Tom Brady        | 2007        |
| <b>4,770</b> | <b>Tom Brady</b> | <b>2015</b> |
| 4,555        | Drew Bledsoe     | 1994        |
| 4,398        | Tom Brady        | 2009        |
| 4,343        | Tom Brady        | 2013        |
| 4,110        | Tom Brady        | 2005        |
| 4,109        | Tom Brady        | 2014        |
| 4,086        | Drew Bledsoe     | 1996        |

### 26 CAREER 4-TD GAMES

Brady has thrown four or more touchdowns in 26 games - 21 four-TD games, three five-TD games and two six-TD games. The Patriots are 25-1 when Brady throws four or more TD passes. He has two 4-TD games in 2016

#### MOST GAMES WITH 4+ TOUCHDOWN PASSES

##### PLAYER 4+ TD GAMES

|                     |           |
|---------------------|-----------|
| 1. Peyton Manning   | 35        |
| 2. Drew Brees       | 31        |
| <b>3. Tom Brady</b> | <b>26</b> |
| 4. Brett Favre      | 23        |
| 5. Dan Marino       | 21        |
| 6. Aaron Rodgers    | 20        |

#### MOST GAMES WITH 4+ TDS AND NO INTERCEPTIONS

##### PLAYER GAMES

|                  |           |
|------------------|-----------|
| <b>Tom Brady</b> | <b>21</b> |
| Drew Brees       | 21        |
| Peyton Manning   | 18        |
| Aaron Rodgers    | 15        |
| Brett Favre      | 12        |

### SIX FOR SIX-PLUS

Brady has thrown six touchdowns in a game two times and is one of eight NFL players to have thrown at least six touchdowns in a game two times. Brady threw six touchdowns at Miami (10/21/07) and vs. Tennessee (10/18/09).

#### NFL PLAYERS WITH AT LEAST TWO 6+TD GAMES

##### PLAYER 6+ TD GAMES

|                    |                                      |
|--------------------|--------------------------------------|
| Peyton Manning     | 3 (Two 6 TD games and one 7 TD Game) |
| George Blanda      | 2 games with 7 touchdowns            |
| Y.A. Tittle        | 2 (1 game with 7 and 1 with 6 TDs)   |
| Drew Brees         | 2 (1 game with 7 and 1 with 6 TDs)   |
| <b>Tom Brady</b>   | <b>2 games with 6 touchdowns</b>     |
| Charley Johnson    | 2 games with 6 touchdowns            |
| Ben Roethlisberger | 2 games with 6 touchdowns            |
| Aaron Rodgers      | 2 games with 6 touchdowns            |



## 60,000 YARDS

Tom Brady (61,582) became the fifth NFL player to reach 60,000 passing yards and is fourth all-time on the NFL's passing list.

#### Player Passing yards

|                        |               |
|------------------------|---------------|
| 1. Peyton Manning      | 71,940        |
| 2. Brett Favre         | 71,838        |
| 3. Drew Brees          | 66,111        |
| <b>4. Tom Brady</b>    | <b>61,582</b> |
| 5. Dan Marino          | 61,361        |
| 6. John Elway          | 51,475        |
| 7. Warren Moon         | 49,325        |
| 8. Eli Manning         | 48,214        |
| 9. Fran Tarkenton      | 47,003        |
| 10. Ben Roethlisberger | 46,814        |

### A GOOD RATIO

Brady ranks first in touchdown-to-interception ratio among quarterbacks with 400 career TD passes. He ranks third in TD-to-INT ratio overall, behind only Aaron Rodgers and Russell Wilson.

#### BRADY TOPS 400 CLUB IN TD/INT RATIO

##### NFL All-Time Rank in Parentheses

| Player           | Touchdowns     | Interceptions   | Ratio           |
|------------------|----------------|-----------------|-----------------|
| <b>Tom Brady</b> | <b>456 (4)</b> | <b>152 (57)</b> | <b>3.00 (2)</b> |
| Peyton Manning   | 539 (1)        | 251 (9)         | 2.15 (7)        |
| Drew Brees       | 465 (3)        | 220 (18t)       | 2.11 (9)        |
| Dan Marino       | 420 (5)        | 252 (8)         | 1.67 (26)       |
| Brett Favre      | 508 (2)        | 336 (1)         | 1.51 (34)       |

### 400-TD CLUB

Tom Brady is one of five NFL players with at least 400 career touchdowns.

#### MOST CAREER TOUCHDOWN PASSES

(regular season only) Bold indicates active players

| RANK      | NAME                      | TOUCHDOWNS |
|-----------|---------------------------|------------|
| 1.        | Peyton Manning            | 539        |
| 2.        | Brett Favre               | 508        |
| 3.        | <b>Drew Brees</b>         | <b>465</b> |
| <b>4.</b> | <b>Tom Brady</b>          | <b>456</b> |
| 5.        | Dan Marino                | 420        |
| 6.        | Fran Tarkenton            | 342        |
| 7.        | <b>Eli Manning</b>        | <b>320</b> |
| 8.        | <b>Philip Rivers</b>      | <b>314</b> |
| 9.        | <b>Ben Roethlisberger</b> | <b>301</b> |
| 10.       | John Elway                | 300        |

### ONE OF THREE WITH 500 TOTAL TDS; HAS RECORD FOR TD PASSES WITH ONE TEAM

Brady is third in NFL history in all-time touchdown passes (regular season and playoffs) and ranks first for most touchdowns with one team.

#### ALL-TIME TOUCHDOWN PASS LEADERS (INCLUDING PLAYOFFS)

| Player           | Years               | Team(s)        | Total TD   | Reg. Season | Playoffs  |
|------------------|---------------------|----------------|------------|-------------|-----------|
| Peyton Manning   | 1998-Present        | IND/DEN        | 579        | 539         | 40        |
| Brett Favre      | 1991-2010           | ATL/GB/NYJ/MIN | 552        | 508         | 44        |
| <b>Tom Brady</b> | <b>2000-Present</b> | <b>NE</b>      | <b>519</b> | <b>456</b>  | <b>63</b> |
| Drew Brees       | 2001-present        | SD/NO          | 489        | 465         | 24        |
| Dan Marino       | 1983-1999           | MIA            | 452        | 420         | 32        |
| Fran Tarkenton   | 1961-1978           | MIN/NYG        | 353        | 342         | 11        |
| Eli Manning      | 2004-present        | NYG            | 338        | 320         | 18        |
| Aaron Rodgers    | 2005-present        | GB             | 333        | 297         | 36        |
| John Elway       | 1983-1998           | DEN            | 327        | 300         | 27        |

#### MOST TOUCHDOWN PASSES WITH ONE TEAM (INCLUDING PLAYOFFS)

| Player           | Years               | Team(s)   | Total TD   | Reg. Season | Playoffs  |
|------------------|---------------------|-----------|------------|-------------|-----------|
| <b>Tom Brady</b> | <b>2000-Present</b> | <b>NE</b> | <b>519</b> | <b>456</b>  | <b>63</b> |
| Brett Favre      | 1992-2007           | GB        | 481        | 442         | 39        |
| Dan Marino       | 1983-1999           | MIA       | 452        | 420         | 32        |
| Peyton Manning   | 1998-2010           | IND       | 428        | 399         | 29        |



# TOM BRADY

## NEWS & NOTES

### ECLIPSING 3K

Brady (3,554) once again reached 3,000 yards in 2016 for his 14th 3,000-yard season.

#### NFL RECORD FOR MOST 3,000-YARD SEASONS

|           |                  |
|-----------|------------------|
| 18        | Brett Favre      |
| 16        | Peyton Manning   |
| <b>14</b> | <b>Tom Brady</b> |
| 14        | Drew Brees       |
| 13        | Dan Marino       |
| 12        | John Elway       |
| 12        | Eli Manning      |

### FRANCHISE LEADING PASSER

#### PATRIOTS ALL-TIME LEADING PASSERS

| PLAYER           | YEARS          | ATT          | COMP         | YARDS         |
|------------------|----------------|--------------|--------------|---------------|
| <b>Tom Brady</b> | <b>2000-16</b> | <b>8,224</b> | <b>5,244</b> | <b>61,582</b> |
| Drew Bledsoe     | 1993-01        | 4,518        | 2,544        | 29,657        |
| Steve Grogan     | 1975-90        | 3,593        | 1,879        | 26,886        |

### NFL FRANCHISE WINS LEADER

Tom Brady has 183 career regular-season wins with the Patriots, the most by a starting quarterback with one team. Brady made his 208th career start against Pittsburgh (9/10/15) when he won his 161st game. It took Brett Favre 253 starts to reach 160 wins with Green Bay.

#### MOST WINS AS A STARTING QUARTERBACK FOR ONE TEAM

| Player           | Wins       | Team               |
|------------------|------------|--------------------|
| <b>Tom Brady</b> | <b>183</b> | <b>New England</b> |
| Brett Favre      | 160        | Green Bay          |
| John Elway       | 148        | Denver             |
| Dan Marino       | 147        | Miami              |
| Peyton Manning   | 141        | Indianapolis       |

### BRADY RACKS UP PASSING YARDS

Brady has 76 NFL games with 300 or more yards passing and the Patriots are 63-13 in those games. He is one of three players with 70 300-yard games.

#### NFL QUARTERBACK 300-YARD GAMES (\* ACTIVE)

| PLAYER            | 300-YARD GAMES |
|-------------------|----------------|
| Drew Brees*       | 106            |
| Peyton Manning    | 93             |
| <b>Tom Brady*</b> | <b>76</b>      |
| Dan Marino        | 63             |
| Brett Favre       | 62             |
| Kurt Warner       | 52             |
| Dan Fouts         | 51             |
| Philip Rivers*    | 51             |

Brady had a career-best eleven 300-yard games in the 2011 season, tied for third in NFL history behind Drew Brees (13 in 2011) and Peyton Manning (12 in 2013). He had seven 300-yard games in 2015.

### TOP QB HOME STARTING RECORDS (MIN. 75 STARTS) SINCE 1970 MERGER (INCLUDES POSTSEASON)

| PLAYER           | TEAM(S)   | W          | L         | T        | PCT.        |
|------------------|-----------|------------|-----------|----------|-------------|
| <b>Tom Brady</b> | <b>NE</b> | <b>118</b> | <b>19</b> | <b>0</b> | <b>.861</b> |
| Terry Bradshaw   | PIT       | 75         | 14        | 0        | .843        |
| John Elway       | DEN       | 104        | 25        | 0        | .806        |

### 40 GAME-WINNING DRIVES

Brady has 40 game-winning drives in the fourth quarter or overtime in the regular season.

#### MOST GAME WINNING DRIVES IN THE FOURTH QUARTER OR OVERTIME

(Regular Season since 1970)

| PLAYER               | TEAMS              | 4TH QTR GAME-WINNING DRIVES |
|----------------------|--------------------|-----------------------------|
| 1. Peyton Manning    | IND/DEN            | 54                          |
| 2. Dan Marino        | Miami              | 47                          |
| 3. Brett Favre       | GB/NYJ/MIN         | 43                          |
| <b>4t. Tom Brady</b> | <b>New England</b> | <b>40</b>                   |
| 4t. John Elway       | Denver             | 40                          |
| 6. Drew Brees        | SD/NO              | 38                          |
| 7. Warren Moon       | HOU/MIN/SEA/KC     | 35                          |

### BRADY'S COMEBACKS

Brady has engineered 51 career game-winning performances to lead his team to a victory from a fourth-quarter deficit or tie.

| DATE     | OPP.   | TIME REMAINING |         | PASSING STATISTICS |     |     |    |     |            |  |
|----------|--------|----------------|---------|--------------------|-----|-----|----|-----|------------|--|
|          |        | SCORE          | IN REG. | ATT                | CMP | YDS | TD | INT | FINAL      |  |
| 02/05/17 | ATL**  | 9-28           | 15:00   | 27                 | 21  | 246 | 1  | 0   | (ot) 34-28 |  |
| 11/27/16 | at NYJ | 13-17          | 10:17   | 15                 | 10  | 132 | 1  | 0   | 22-17      |  |
| 11/15/15 | at NYG | 17-23          | 15:00   | 18                 | 11  | 193 | 1  | 1   | 27-26      |  |
| 10/25/15 | NYJ    | 16-17          | 15:00   | 17                 | 14  | 150 | 2  | 0   | 30-23      |  |
| 02/01/15 | SEA**  | 14-24          | 15:00   | 15                 | 13  | 124 | 2  | 0   | 28-24      |  |
| 01/10/15 | BAL*   | 28-28          | 15:00   | 8                  | 9   | 72  | 1  | 0   | 35-31      |  |
| 12/21/14 | at NYJ | 10-13          | 15:00   | 6                  | 3   | 26  | 0  | 1   | 17-13      |  |
| 12/07/14 | at SD  | 13-14          | 15:00   | 8                  | 7   | 112 | 1  | 0   | 23-14      |  |
| 12/08/13 | CLE    | 3-19           | 15:00   | 20                 | 16  | 142 | 2  | 0   | 27-26      |  |
| 12/01/13 | at HOU | 21-24          | 15:00   | 12                 | 8   | 87  | 0  | 0   | 34-31      |  |
| 11/24/13 | DEN    | 21-24          | 15:00   | 19                 | 12  | 100 | 1  | 0   | (ot) 34-31 |  |
| 10/13/13 | NO     | 23-27          | 1:13    | 5                  | 7   | 70  | 1  | 0   | 30-27      |  |
| 09/08/13 | at BUF | 20-21          | 4:31    | 7                  | 7   | 36  | 0  | 0   | 23-21      |  |
| 10/21/12 | NYJ    | 23-26          | 1:37    | 9                  | 13  | 95  | 0  | 0   | (ot) 29-26 |  |
| 09/30/12 | at BUF | 21-21          | 15:00   | 7                  | 4   | 78  | 2  | 0   | 52-28      |  |
| 01/22/12 | BAL*   | 16-20          | 15:00   | 6                  | 3   | 20  | 0  | 1   | 23-20      |  |
| 12/24/11 | MIA    | 17-17          | 15:00   | 11                 | 8   | 120 | 0  | 0   | 27-24      |  |
| 10/16/11 | DAL    | 13-16          | 5:13    | 9                  | 11  | 87  | 1  | 0   | 20-16      |  |
| 12/19/10 | GB     | 21-27          | 13:49   | 6                  | 5   | 82  | 1  | 0   | 31-27      |  |
| 11/25/10 | at DET | 24-24          | 15:00   | 5                  | 5   | 86  | 2  | 0   | 45-24      |  |
| 10/17/10 | BAL    | 10-20          | 14:53   | 24                 | 16  | 156 | 1  | 1   | (ot) 23-20 |  |
| 09/14/09 | BUF    | 13-24          | 5:32    | 13                 | 11  | 112 | 2  | 0   | 25-24      |  |
| 12/29/07 | at NYG | 23-28          | 15:00   | 12                 | 8   | 130 | 1  | 0   | 38-35      |  |
| 12/03/07 | at BAL | 17-24          | 14:25   | 17                 | 7   | 113 | 1  | 0   | 27-24      |  |
| 11/25/07 | PHI    | 24-28          | 15:00   | 16                 | 11  | 109 | 0  | 0   | 31-28      |  |
| 11/04/07 | at IND | 10-20          | 9:42    | 10                 | 8   | 144 | 2  | 0   | 24-20      |  |
| 01/14/07 | at SD* | 13-21          | 8:35    | 14                 | 9   | 122 | 1  | 1   | 24-21      |  |
| 12/03/06 | DET    | 13-21          | 13:07   | 15                 | 14  | 101 | 0  | 0   | 28-21      |  |
| 11/26/06 | CHI    | 10-10          | 14:46   | 7                  | 6   | 98  | 1  | 0   | 17-13      |  |
| 09/10/06 | BUF    | 14-17          | 15:00   | 6                  | 3   | 58  | 0  | 1   | 19-17      |  |
| 11/13/05 | at MIA | 15-16          | 2:53    | 2                  | 2   | 76  | 1  | 0   | 23-16      |  |
| 10/30/05 | BUF    | 7-16           | 10:07   | 4                  | 4   | 69  | 0  | 0   | 21-16      |  |
| 10/09/05 | at ATL | 28-28          | 3:52    | 2                  | 2   | 17  | 0  | 0   | 31-28      |  |
| 09/25/05 | at PIT | 10-13          | 14:19   | 12                 | 12  | 167 | 0  | 0   | 23-20      |  |
| 02/06/05 | PHI**  | 14-14          | 15:00   | 4                  | 2   | 33  | 0  | 0   | 24-21      |  |
| 10/03/04 | at BUF | 17-17          | 15:00   | 4                  | 2   | 8   | 1  | 0   | 31-17      |  |
| 02/01/04 | CAR**  | 29-29          | 1:08    | 5                  | 4   | 47  | 0  | 0   | 32-29      |  |
| 01/10/04 | TEN*   | 14-14          | 15:00   | 11                 | 6   | 27  | 0  | 0   | 17-14      |  |
| 11/30/03 | at IND | 31-31          | 10:21   | 6                  | 3   | 31  | 1  | 0   | 38-34      |  |
| 11/23/03 | at HST | 13-20          | 3:11    | 14                 | 10  | 133 | 1  | 0   | (ot) 23-20 |  |
| 11/03/03 | at DEN | 23-26          | 2:51    | 4                  | 5   | 58  | 1  | 0   | 30-26      |  |
| 10/19/03 | at MIA | 13-13          | 15:00   | 10                 | 7   | 147 | 1  | 0   | (ot) 19-13 |  |
| 10/05/03 | TEN    | 24-27          | 4:40    | 1                  | 1   | 15  | 0  | 0   | 38-30      |  |
| 12/29/02 | MIA    | 13-24          | 4:59    | 13                 | 8   | 69  | 1  | 0   | (ot) 27-24 |  |
| 11/10/02 | at CHI | 19-30          | 5:16    | 14                 | 9   | 116 | 2  | 0   | 33-30      |  |
| 09/22/02 | KC     | 38-38          | 0:00    | 5                  | 4   | 46  | 0  | 0   | (ot) 41-38 |  |
| 02/03/02 | STL**  | 17-17          | 1:21    | 8                  | 5   | 53  | 0  | 0   | 20-17      |  |
| 01/19/02 | OAK*   | 3-13           | 15:00   | 27                 | 20  | 138 | 0  | 0   | (ot) 16-13 |  |
| 12/16/01 | at BUF | 6-9            | 5:57    | 13                 | 9   | 116 | 0  | 0   | (ot) 12-9  |  |
| 12/02/01 | at NYJ | 14-16          | 15:00   | 7                  | 6   | 56  | 0  | 0   | 17-16      |  |
| 10/14/01 | SD     | 16-26          | 8:48    | 18                 | 13  | 130 | 1  | 0   | (ot) 29-26 |  |

^Statistics are from the time noted until the end of the game \* Divisional Playoffs \*\* Super Bowl



# TOM BRADY

## NEWS & NOTES

### LATE GAME WINNER

Brady now has seven career games in which he threw a game-winning touchdown pass in the final minute of the game to turn a Patriots deficit into a Patriots win.

**11/10/02 at Chicago\* W 33-30**

The Patriots trailed 30-25 when Brady threw a 20-yard touchdown to David Patten with 21 seconds left to give the Patriots a 33-30 win.

\*-Champaign, Ill.

**11/3/03 at Denver W 30-26**

The Patriots trailed 26-23 when Brady threw an 18-yard touchdown to David Givens with 30 seconds left to give the Patriots a 30-26 win.

**12/3/07 at Baltimore W 27-24**

The Patriots trailed 24-20 when Brady threw an 8-yard touchdown to Jabar Gaffney with 44 seconds left to give the Patriots a 27-24 win.

**9/14/09 vs. Buffalo W 25-24**

The Patriots trailed 24-19 when Brady threw a 16-yard touchdown to Ben Watson with 50 seconds left to give the Patriots a 25-24 win.

**10/16/11 vs. Dallas W 20-16**

The Patriots trailed 16-13 when Brady threw an 8-yard touchdown pass to Aaron Hernandez with 22 seconds left to give the Patriots a 20-16 win.

**10/13/13 vs. New Orleans W 30-27**

The Patriots trailed 27-23 when Brady threw a 17-yard touchdown pass to Kenbrell Thompson with five seconds left to give the Patriots a 30-27 win.

**12/08/13 vs. Cleveland W 27-26**

The Patriots trailed 26-21 when Brady threw a 1-yard touchdown pass to Danny Amendola with 31 seconds left to give the Patriots a 27-26 win.

### 51 - THREE TD; NO INT

Tom Brady threw three touchdowns and no interceptions in the 2016 season-finale at Miami (01/01-17) to tie Peyton Manning with 51 such games. The Patriots are 49-2 (.961) in such games.

**PLAYER MOST GAMES WITH 3+ TD PASSES AND 0 INT.**

|                  |           |
|------------------|-----------|
| <b>Tom Brady</b> | <b>51</b> |
| Peyton Manning   | 51        |
| Drew Brees       | 41        |
| Aaron Rodgers    | 39        |
| Brett Favre      | 36        |

### TOM BRADY'S RECORD AS A STARTER

|                         | REG. SEASON   | PLAYOFFS    | TOTAL         |
|-------------------------|---------------|-------------|---------------|
| <b>Overall</b>          | <b>183-52</b> | <b>25-9</b> | <b>208-61</b> |
| Home: .....             | 101-16        | 17-3        | 118-19        |
| Road: .....             | 82-36         | 8-6*        | 90-42         |
| <b>By Yardage Total</b> |               |             |               |
| Less than 200: .....    | 36-16         | 4-1         | 40-17         |
| 200-299: .....          | 84-23         | 12-5        | 96-28         |
| 300 or more: .....      | 63-13         | 9-3         | 72-16         |

#### Other Records

|                              |        |      |        |
|------------------------------|--------|------|--------|
| On Artificial Turf: .....    | 114-17 | 14-5 | 128-22 |
| Temp Below 40: .....         | 38-6   | 13-2 | 51-8   |
| Thanksgiving or later: ..... | 69-17  | 25-9 | 94-26  |
| Leading at Halftime: .....   | 142-16 | 17-4 | 159-20 |
| Leading after 3 Qtrs: .....  | 152-9  | 16-3 | 168-12 |
| Overtime: .....              | 9-4    | 2-0  | 11-4   |
| Passer rating >100.0: .....  | 104-6  | 12-0 | 116-6  |

\*Includes seven Super Bowls at neutral sites

### RECORD TITLE HOLDER

Tom Brady earned his NFL record 14th division championship in 2016.

| QUARTERBACK      | CAREER DIVISION TITLES |
|------------------|------------------------|
| <b>Tom Brady</b> | <b>14</b>              |
| Peyton Manning   | 12                     |
| Joe Montana      | 9                      |

### 12-WIN SEASONS

Since entering the NFL in 2000, Tom Brady's teams have reached 12 regular-season wins in 11 different seasons, tied with Peyton Manning for the most.

**STARTING QBS WITH THE MOST 12-WIN REGULAR SEASONS IN NFL HISTORY**

| PLAYER           | SEASONS   |
|------------------|-----------|
| <b>Tom Brady</b> | <b>11</b> |
| Peyton Manning   | 11        |
| Brett Favre      | 6         |
| John Elway       | 4         |
| Jim Kelly        | 4         |

### BRADY BIG IN DECEMBER

Tom Brady is 54-10 (.844) in December, the second-best winning percentage in December among quarterbacks in the Super Bowl era. Roger Staubach is first (17-3, .850). Among active quarterbacks, Cam Newton is second with a 19-5 record (.792). Brady has 54 wins in December, the most in NFL history, followed by 52 by Brett Favre and 49 by Peyton Manning.

### MOST WINS IN 200 STARTS

Brady had 155 career regular-season wins in his first 200 regular-season starts (.775 win pct.). Peyton Manning is second with 136 victories in his first 200 starts.

### MOST WINS BY A STARTING QB THROUGH 200 REGULAR SEASON STARTS

| Quarterback      | Wins Through 200 Starts |
|------------------|-------------------------|
| <b>Tom Brady</b> | <b>155</b>              |
| Peyton Manning   | 136                     |
| Dan Marino       | 125                     |
| John Elway       | 124                     |

### FOURTH TO REACH 5,000 COMPLETIONS

Tom Brady had 28 completions at Cleveland (10/9/16) to move past Dan Marino for the fourth-most completions by an NFL quarterback. He had 29 completions vs. Cincinnati (10/16/16) to become the fourth player with 5,000 completions.

### MOST PASS COMPLETIONS IN NFL HISTORY

|                     |              |
|---------------------|--------------|
| 1. Brett Favre      | 6,300        |
| 2. Peyton Manning   | 6,125        |
| 3. Drew Brees       | 5,836        |
| <b>4. Tom Brady</b> | <b>5,244</b> |
| 5. Dan Marino       | 4,967        |
| 6. John Elway       | 4,123        |
| 7. Eli Manning      | 4,072        |

### THIRD-BEST QB RATING

| PLAYER           | YEARS          | TEAM            | RATING      |
|------------------|----------------|-----------------|-------------|
| Aaron Rodgers    | 2005-16        | Green Bay       | 104.1       |
| Russell Wilson   | 2012-16        | Seattle         | 99.6        |
| <b>Tom Brady</b> | <b>2000-16</b> | <b>Patriots</b> | <b>97.2</b> |
| Tony Romo        | 2004-15        | Dallas          | 97.1        |
| Steve Young      | 1985-99        | TB/SF           | 96.8        |
| Peyton Manning   | 1998-15        | IND/DEN         | 96.5        |
| Drew Brees       | 2001-16        | SD/NO           | 96.3        |
| Philip Rivers    | 2004-16        | SD              | 94.7        |



# TOM BRADY

## NEWS & NOTES

### MOST TD THROWS COACH/QB TANDEM

Tom Brady has thrown 456 career touchdowns under head coach Bill Belichick, the most touchdowns among any head coach/starting quarterback tandem.

#### MOST TDS/QB TANDEMS (Regular Season Only)

| Quarterback/Head Coach          | Team      | Touchdowns |
|---------------------------------|-----------|------------|
| <b>Tom Brady/Bill Belichick</b> | <b>NE</b> | <b>456</b> |
| Dan Marino/Don Shula            | MIA       | 352        |
| Drew Brees/Sean Payton          | NO        | 342        |
| Aaron Rodgers/Mike McCarthy     | GB        | 297        |

### BRADY UNDEFEATED AGAINST 7

Brady is undefeated against seven teams – Atlanta (4-0), Chicago (4-0), Dallas (4-0), Detroit (4-0), Jacksonville (5-0), Minnesota (4-0) and Tampa Bay (3-0). Brady is most successful against Buffalo, with a 26-3 career record and the non-divisional team he has beaten the most is Indianapolis (9-3).

### NO PLACE LIKE HOME

Tom Brady made his 100th career home start against Chicago on Oct. 26, 2014. The win over Chicago gave Brady an 87-13 home record in his first 100 home starts, the best in NFL history since the merger for a quarterback with at least 50 starts.

#### BEST HOME REGULAR SEASON STARTING RECORDS (MINIMUM 40 STARTS)

| Player           | Record               |
|------------------|----------------------|
| <b>Tom Brady</b> | <b>101-16 (.863)</b> |
| Terry Bradshaw   | 67-12 (.848)         |
| Roger Staubach   | 49-10 (.831)         |
| John Elway       | 95-23 (.805)         |
| Aaron Rodgers    | 53-14 (.791)         |
| Joe Flacco       | 53-16 (.768)         |

#### BEST HOME REGULAR SEASON STARTING RECORD IN FIRST 100 STARTS

| Player           | Record              |
|------------------|---------------------|
| <b>Tom Brady</b> | <b>87-13 (.870)</b> |
| Brett Favre      | 82-18 (.820)        |
| John Elway       | 77-23 (.770)        |
| Peyton Manning   | 74-26 (.740)        |

### WINNINGEST COACH/QB TANDEM

Bill Belichick and Tom Brady have the best winning percentage and most wins for a head coach/starting quarterback tandem since the 1970 merger.

#### WINNINGEST COACH/QB TANDEMS SINCE 1970 (Regular Season Only – by winning percentage)

| Quarterback/Head Coach          | Team      | W          | L         | T        | Pct.        |
|---------------------------------|-----------|------------|-----------|----------|-------------|
| <b>Tom Brady/Bill Belichick</b> | <b>NE</b> | <b>183</b> | <b>52</b> | <b>0</b> | <b>.779</b> |
| Peyton Manning/Tony Dungy       | IND       | 85         | 27        | 0        | .759        |
| Ken Stabler/John Madden         | OAK       | 60         | 19        | 1        | .756        |
| Jim McMahon/Mike Ditka          | CHI       | 46         | 15        | 0        | .754        |

#### WINNINGEST COACH/QB TANDEMS SINCE 1970 (Regular Season Only – by victories)

| Quarterback/Head Coach          | Team      | W          | L         | T        | Pct.        |
|---------------------------------|-----------|------------|-----------|----------|-------------|
| <b>Tom Brady/Bill Belichick</b> | <b>NE</b> | <b>183</b> | <b>52</b> | <b>0</b> | <b>.779</b> |
| Terry Bradshaw/Chuck Noll       | PIT       | 107        | 51        | 0        | .677        |
| Dan Marino/Don Shula            | MIA       | 116        | 68        | 0        | .630        |

#### WINNINGEST COACH/QB TANDEMS (Notable Combinations)

| Quarterback/Head Coach          | Wins       | Playoff Apps | NFL Titles |
|---------------------------------|------------|--------------|------------|
| <b>Tom Brady/Bill Belichick</b> | <b>183</b> | <b>14</b>    | <b>4</b>   |
| Dan Marino/Don Shula            | 116        | 7            | 0          |
| Terry Bradshaw/Chuck Noll       | 107        | 10           | 4          |
| Roger Staubach/Tom Landry       | 85         | 10           | 2          |
| Bart Starr/Vince Lombardi       | 77         | 6            | 5          |
| Joe Montana/Bill Walsh          | 75         | 7            | 3          |

### BRADY EXTENDS DIV. TITLE MARK

Tom Brady extended his NFL record by leading the Patriots to their eighth straight division title.

#### NFL RECORD FOR MOST CONSECUTIVE DIVISION TITLES BY A STARTING QB

| Player           | Team            | Consecutive Division Titles |
|------------------|-----------------|-----------------------------|
| <b>Tom Brady</b> | <b>Patriots</b> | <b>8 (2009-2016)</b>        |
| Terry Bradshaw   | Steelers        | 6 (1974-1979)               |
| Fran Tarkenton   | Vikings         | 6 (1973-1978)               |

#### NFL RECORD FOR MOST DIVISION TITLES

| Player           | Career Division Titles |
|------------------|------------------------|
| <b>Tom Brady</b> | <b>14</b>              |
| Peyton Manning   | 12                     |
| Joe Montana      | 9                      |
| Brett Favre      | 8                      |
| Terry Bradshaw   | 7                      |
| John Elway       | 7                      |

### FRIENDLY CONFINES

Brady is 51-1 at home against the AFC since 2007. His only loss at home against an AFC opponent since 2007 was the season-finale in 2014 when the Patriots lost to Buffalo, 17-9, on Dec. 28, 2014.

Since 2007, Brady is 64-6 overall at home in the regular season. That is more wins than six teams have (home and away) combined during that span.

|                       |
|-----------------------|
| Detroit-63            |
| Tampa Bay - 63        |
| Oakland - 60          |
| Jacksonville - 53     |
| Cleveland - 48        |
| Los Angeles Rams - 46 |

### MOST STARTS UNDER ONE HC

Tom Brady made his 185th career start at Carolina on Nov. 18, 2013, all under Bill Belichick. It is the most starts by a quarterback under one head coach in NFL history. Brady surpassed Dan Marino, who had 184 career starts under head coach Don Shula. Brady now has 235 career starts under Belichick.

### 14 GAMES WITH 300 YARDS, 4 TDS & 0 INTS

Tom Brady had his 14th NFL game with 300 yards, four touchdowns and no interceptions at Buffalo (10/30/16), second in NFL history to the 18 such games by Drew Brees.

### NFL RECORD FOR ATTEMPTS BETWEEN INTS

Tom Brady attempted 358 consecutive regular-season passes without an interception, a streak spanning from Oct. 17, 2010-Sept. 1, 2011. Brady eclipsed Bernie Kosar's record on Dec. 26, 2010 at Buffalo.

#### MOST CONSECUTIVE PASS ATTEMPTS WITHOUT AN INTERCEPTION

| 358 | Tom Brady (Patriots)        | 2010-11 |
|-----|-----------------------------|---------|
| 312 | Alex Smith (Kansas City)    | 2015    |
| 308 | Bernie Kosar (Cleveland)    | 1990-91 |
| 294 | Bart Starr (Green Bay)      | 1964-65 |
| 279 | Jeff George (IND/ATL)       | 1993-94 |
| 277 | Rich Gannon (Oakland)       | 2001    |
| 271 | Jason Campbell (Washington) | 2007-08 |

### TIED FOR FIRST IN DISTINCT HONOR

Tom Brady has earned 27 AFC Player of the Week honors, to tie Peyton Manning for the most in NFL history. Brady was named AFC Offensive Player of the Week for Week 5 and Week 10 in 2016. Brady was named Offensive Player of the Month for October in 2016. It is his 9th Player of the Month award, surpassing Peyton Manning (8) for the most in NFL history.

#### CAREER PLAYER OF THE WEEK AWARDS

| Player           | Career              | Team                   | POW Awards |
|------------------|---------------------|------------------------|------------|
| <b>Tom Brady</b> | <b>2000-present</b> | <b>Patriots</b>        | <b>27</b>  |
| Peyton Manning   | 1998-present        | Colts/Broncos          | 27         |
| Dan Marino       | 1983-1999           | Dolphins               | 18         |
| Brett Favre      | 1991-2010           | Packers, Jets, Vikings | 16         |
| John Elway       | 1983-1998           | Broncos                | 15         |



# TOM BRADY

## NEWS & NOTES

### BEST TD/INT RATIO IN NFL HISTORY

Tom Brady threw 28 touchdown passes and just two interceptions in 2016 for an NFL-best TD/INT ratio of 14.0.

(MINIMUM OF 20 TOUCHDOWNS)

| PLAYER                          | TD/INT      | RATIO        |
|---------------------------------|-------------|--------------|
| <b>Tom Brady (NE-2016)</b>      | <b>28/2</b> | <b>14.00</b> |
| Nick Foles (Philadelphia -2013) | 27/2        | 13.50        |
| Tom Brady (NE-2010)             | 36/4        | 9.00         |
| Aaron Rodgers (GB-2014)         | 38/5        | 7.60         |
| Aaron Rodgers (GB-2011)         | 45/6        | 7.50         |
| Tom Brady (NE-2007)             | 50/8        | 6.25         |

### MOST GAMES PLAYED AS A PATRIOT

Tom Brady passed Bruce Armstrong at Dallas (10/11/15) with his 213th game played in a Patriot uniform.

| Player           | Games Played |
|------------------|--------------|
| <b>Tom Brady</b> | <b>237</b>   |
| Bruce Armstrong  | 212          |
| Julius Adams     | 206          |

### SECOND PATRIOT WITH 200 STARTS

Tom Brady (235) is the second New England Patriots player to start in at least 200 games. Patriots Hall of Fame OL Bruce Armstrong started in 212 games during his career.

### 200-PLUS STARTS

Tom Brady is one of nine NFL quarterbacks with at least 200 career starts in the regular season.

#### MOST NFL STARTS BY AN NFL QUARTERBACK

| Player           | Starts     |
|------------------|------------|
| Brett Favre      | 298        |
| Peyton Manning   | 265        |
| Dan Marino       | 240        |
| Fran Tarkenton   | 239        |
| <b>Tom Brady</b> | <b>235</b> |
| Drew Brees       | 232        |
| John Elway       | 231        |
| Vinny Testaverde | 214        |
| Warren Moon      | 203        |

### ELITE COMPANY

Tom Brady (235 starts in the regular season and 34 postseason starts) and Pro Football Hall of Famer Jerry Rice (284 regular season starts and 29 postseason starts) are the only NFL players with at least 200 regular-season starts and at least 25 postseason starts.

### MOST VALUABLE PLAYERS

#### MOST ASSOCIATED PRESS NFL MVP AWARDS

Peyton Manning 5  
Brett Favre 3

**Tom Brady 2\* (2007 and 2010)**

Joe Montana 2  
Aaron Rodgers 2\*  
Johnny Unitas 2  
Kurt Warner 2  
Steve Young 2  
\*Active

### BRADY BEATS BUFFALO

Tom Brady owns a 26-3 record against the Buffalo Bills. He has more wins against Buffalo than any other NFL team. The New York Jets are second with 23 wins on Brady's list. Brady's 26 wins against Buffalo are the tied with Brett Favre (26 wins against Detroit) for the most against a single opponent.

#### MOST WINS BY A STARTING QUARTERBACK AGAINST AN OPPONENT (REGULAR SEASON)

| Player           | Wins                                 |
|------------------|--------------------------------------|
| <b>Tom Brady</b> | <b>26 wins against Buffalo</b>       |
| Brett Favre      | 26 wins against Detroit              |
| <b>Tom Brady</b> | <b>23 wins against New York Jets</b> |
| Brett Favre      | 23 wins against Chicago              |
| Dan Marino       | 22 wins against Indianapolis         |



### BRADY HAS LOW INTERCEPTION PCT.

Tom Brady threw just two interceptions in 432 pass attempts in 2016 for an int PCT of 0.46, fourth best ever in a single season.

#### NFL INTERCEPTION PERCENTAGE (150 MIN ATTEMPTS)

| Rank      | Player                             | Int. Pct.   |
|-----------|------------------------------------|-------------|
| 1.        | Brian Hoyer (CHI) 2016 (200-0)     | 0.00        |
| 2.        | Damon Huard (KC) 2006 (244-1)      | 0.41        |
| 3.        | Josh McCown (CHI) 2013 (224-1)     | 0.45        |
| <b>4.</b> | <b>Tom Brady (NE) 2016 (432-2)</b> | <b>0.46</b> |
| 5.        | David Garrard (JAC) 2005 (168-1)   | 0.60        |
| 6.        | Nick Foles (PHI) 2013 (317-2)      | 0.63        |
| 7.        | Joe Ferguson (BUF) 1976 (151-1)    | 0.66        |
| 8.        | Sam Bradford (MIN) 2016 (519-4)    | 0.77        |
| <b>9.</b> | <b>Tom Brady (NE) 2010 (492-4)</b> | <b>0.81</b> |
| 10.       | Dak Prescott (DAL) 2016 (459-4)    | 0.87        |
| 11t.      | Steve DeBerg (KC) 1990 (444-4)     | 0.90        |
| 11t.      | Sam Bradford (MIN) 2016 (552-5)    | 0.90        |

### BRADY GOES LONG

Brady owns eight of the 10 4,000-yard passing seasons in Patriots history.

#### PATRIOTS TOP PASSING YARDS/SEASON

| YARDS        | PLAYER           | YEAR        |
|--------------|------------------|-------------|
| <b>5,235</b> | <b>Tom Brady</b> | <b>2011</b> |
| <b>4,827</b> | <b>Tom Brady</b> | <b>2012</b> |
| <b>4,806</b> | <b>Tom Brady</b> | <b>2007</b> |
| <b>4,770</b> | <b>Tom Brady</b> | <b>2015</b> |
| 4,555        | Drew Bledsoe     | 1994        |
| <b>4,398</b> | <b>Tom Brady</b> | <b>2009</b> |
| <b>4,343</b> | <b>Tom Brady</b> | <b>2013</b> |
| <b>4,110</b> | <b>Tom Brady</b> | <b>2005</b> |
| <b>4,109</b> | <b>Tom Brady</b> | <b>2014</b> |
| 4,086        | Drew Bledsoe     | 1996        |

### BRADY WINS TOUCHDOWN CROWN

Tom Brady finished the 2015 season with an NFL-leading 36 touchdowns. Brady has led the league in touchdown passes four times in his career (2002-28 tds, 2007-50 tds, 2010-36 tds and 2015-36 tds) and ties Drew Brees, Len Dawson, Brett Favre, Peyton Manning, Johnny Unitas and Steve Young for the most seasons leading the league in touchdown passes with four.

### CAREER HIGH COMPLETIONS

Tom Brady set a career high in completions in 2015 with 402. Brady's previous best was 401 completions in 2011 and 2012. Brady (3) joins Drew Brees (9), Matt Ryan (4) and Peyton Manning (3) for the most seasons with 400 completions.



### BRADY THROWS FOR SECOND-HIGHEST TOTAL

Tom Brady threw for 466 yards at Buffalo (9/20/15), the second-highest single-game mark of his career and the most ever against Buffalo, eclipsing the 464 yards by George Blanda in 1961.

#### MOST PASSING YARDS IN A GAME IN PATRIOTS HISTORY

| Player       | Date     | Opp  | Att | Cmp | Yds | TD | Int |
|--------------|----------|------|-----|-----|-----|----|-----|
| Tom Brady    | 9/12/11  | MIA  | 48  | 32  | 517 | 4  | 1   |
| Tom Brady    | 9/20/15  | BUF  | 59  | 38  | 466 | 3  | 0   |
| Tom Brady    | 12/16/12 | SF   | 65  | 36  | 443 | 1  | 2   |
| Tom Brady    | 11/03/13 | PITT | 33  | 23  | 432 | 4  | 0   |
| Drew Bledsoe | 11/13/94 | MIN  | 70  | 45  | 426 | 3  | 0   |
| Drew Bledsoe | 11/23/98 | MIA  | 54  | 28  | 423 | 2  | 2   |
| Tom Brady    | 9/18/11  | SD   | 40  | 31  | 423 | 3  | 0   |





# TOM BRADY

## NEWS & NOTES

### 50-YARD DOUBLE DOWN

Brady has thrown at least two 50-yard passes in the same game 11 times in his career. His career best came in 2009 with three 50-yard strikes in one game.

#### BRADY'S GAMES WITH AT LEAST TWO 50-YARD PASSES

##### 10/9/05 @ Atlanta

-55t (3Q) Bethel Johnson  
-51 (1Q) Deion Branch

##### 1/14/06 @ Denver \*AFC Divisional Playoff Round

-73 (4Q) Deion Branch  
-51 (2Q) Andre' Davis

##### 12/31/06 @ Tennessee

-62t (3Q) Reche Caldwell  
-52 (1Q) Corey Dillon

##### 12/9/07 vs. Pittsburgh

-63t (2Q) Randy Moss  
-56t (3Q) Jabar Gaffney >Flea-flicker w/R. Moss

##### 11/15/09 @ Indianapolis

-63t (2Q) Randy Moss  
-55 (1Q) Randy Moss

##### 12/06/09 @ Miami

-58t (1Q) Randy Moss  
-58 (2Q) Wes Welker  
-81t (3Q) Sam Aiken

##### 11/22/12 @ NY Jets

-83t (2Q) Shane Vereen  
-56t (2Q) Julian Edelman

##### 11/03/13 vs. Pittsburgh

-57 (2Q) Danny Amendola  
-81t(4Q) Aaron Dobson

##### 11/15/15 at New York Giants

-76t (4Q) Rob Gronkowski  
-54(4Q) Brandon LaFell

##### 10/30/16 at Buffalo

-53t (1Q) Chris Hogan  
-53t(2Q) Rob Gronkowski

##### 12/04/16 vs. Baltimore

-61 (2Q) James White  
-79t (4Q) Chris Hogan

### PASSING YARD PACE

Tom Brady owns one of the eight 5,000-yard passing seasons in NFL history.

#### MOST PASSING YARDS IN A SEASON

| Player                  | Yards        |
|-------------------------|--------------|
| Peyton Manning (2013)   | 5,477        |
| Drew Brees (2011)       | 5,476        |
| <b>Tom Brady (2011)</b> | <b>5,235</b> |
| Drew Brees (2016)       | 5,208        |
| Drew Brees (2012)       | 5,177        |
| Drew Brees (2013)       | 5,162        |
| Dan Marino (1984)       | 5,084        |
| Drew Brees (2008)       | 5,069        |
| Matthew Stafford (2011) | 5,038        |

### SPREADING THE WEALTH

Brady completed passes to 10 different receivers in the win at Buffalo (10/12/14). It was the 10th time in his career he has completed passes to 10 different receivers in a game and the first time since 12/8/13 vs. Cleveland.

### BRADY TD PASS RATE

Tom Brady threw for 50 touchdown passes in 2007.

#### QUARTERBACKS WITH 40 OR MORE TOUCHDOWN PASSES IN A SEASON

| Player                  | Touchdown Passes |
|-------------------------|------------------|
| Peyton Manning (2013)   | 55               |
| <b>Tom Brady (2007)</b> | <b>50</b>        |
| Peyton Manning (2004)   | 49               |
| Dan Marino (1984)       | 48               |
| Drew Brees (2011)       | 46               |
| Aaron Rodgers (2011)    | 45               |
| Dan Marino (1986)       | 44               |
| Drew Brees (2012)       | 43               |
| Matthew Stafford (2011) | 41               |
| Kurt Warner (1999)      | 41               |
| Aaron Rodgers (2016)    | 40               |
| Andrew Luck (2014)      | 40               |

### THE BRADY SIX

Tom Brady was the seventh quarterback selected in the 2000 NFL Draft

#### QUARTERBACKS TAKEN IN THE 2000 NFL DRAFT

| Rd       | Pick       | Player            | Taken By           |
|----------|------------|-------------------|--------------------|
| 1        | 18         | Chad Pennington   | NY Jets            |
| 3        | 65         | Giovanni Carmazzi | San Francisco      |
| 3        | 75         | Chris Redman      | Baltimore          |
| 5        | 163        | Tee Martin        | Pittsburgh         |
| 6        | 168        | Marc Bulger       | New Orleans        |
| 6        | 183        | Spergon Wynn      | Cleveland          |
| <b>6</b> | <b>199</b> | <b>Tom Brady</b>  | <b>New England</b> |

### BRADY HANGS 50

Brady and the Patriots knocked off Jacksonville, 51-17, on Sept. 27, 2015, the eighth time that New England scored at least 50 points in a game started by Brady, the most in NFL history. Pro Football Hall of Famer Len Dawson (6) is second. Brady's eight 50-point games are more than 20 current teams have in their entire history.

| Date     | Opponent         | Score |
|----------|------------------|-------|
| 10/28/07 | vs. Washington   | 52-7  |
| 11/18/07 | at Buffalo       | 56-10 |
| 10/18/09 | vs. Tennessee    | 59-0  |
| 9/30/12  | at Buffalo       | 52-28 |
| 11/18/12 | vs. Indianapolis | 59-24 |
| 11/03/13 | vs. Pittsburgh   | 55-31 |
| 10/26/14 | vs. Chicago      | 51-23 |
| 9/27/15  | vs. Jacksonville | 51-17 |

### 300 IN A HALF

Brady had his fourth 300-yard half and his third 300-yard second half after throwing for 323 yards in the second half vs. Cleveland on Dec. 8, 2013.

| YARDS      | GAME                            | HALF            |
|------------|---------------------------------|-----------------|
| 367        | vs. San Francisco (12-16-12)    | 2nd half        |
| 345        | vs. Tennessee (10-18-09)        | 1st half        |
| <b>323</b> | <b>vs. Cleveland (12-08-13)</b> | <b>2nd half</b> |
| 306        | at Miami (9-12-11)              | 2nd half        |



# PATRIOTS OFFENSIVE NOTES

## C DAVID ANDREWS

### FOOTBALL FAMILY

David Andrews is the nephew of long-time NFL head coach and player Dan Reeves.

Andrews said the bond between the two is still strong and he still seeks Reeves' advice.

"Not many people in my family know what it's like to play in the NFL," he told the *Boston Globe*. "So he's kind of the only one I can bounce things off or someone who might understand what it's like, so it's definitely cool."

## WR DANNY AMENDOLA

### WEARING TROY BROWN'S #80 JERSEY

When Danny Amendola joined the Patriots in the 2013 offseason, he was assigned jersey #80, the same number worn by Patriots' Hall of Famer Troy Brown, who finished his career as the team's all-time leading receiver and punt returner.

Said Amendola on wearing Brown's jersey #80: "I talked to [Troy Brown] a little bit before I came here. I told him he's one of the greatest ever, and it's an honor to wear No. 80. I'm going to try to represent it the best I can."

## TE MARTELLUS BENNETT

### BENNETT GETS CREATIVE

Martellus, who prefers to go by 'Marty,' is known for his sense of humor, creativity and charismatic personality.

★ Bennett has a spot in his home that he calls the "Imagination Lounge." In this area, he develops creative projects including an animated feature film and a children's book series, "Hey A.J.!" featuring a character based on his daughter, Jett.

★ He credits Tim Burton, Dr. Seuss, Pixar and Dreamworks as his creative inspirations.

★ Martellus keeps a journal on his nightstand so he can record his never-ending flow of imaginative thoughts. He told *Chicago Magazine*, "My mind is like a theme park, because it's fun and there's lots of cool stuff and you can take rides."

### BENNETT GOES OVER 100 AGAIN

TE Martellus Bennett set a single-season best with his third 100-yard game of the 2016 season after finishing with 102 yards on seven receptions vs. Seattle on Nov. 13. He had 114 vs. Miami on Sept. 18 and 109 vs. Buffalo on Oct. 2. He had two 100-yard games in 2014. Overall, Bennett now has five career 100-yard games.

## RB LEGARRETTE BLOUNT

### BLOUNT-FORCED TRAUMA

RB LeGarrette Blount gained 105 yards rushing against Houston (9/22), a week after gaining 123 yards vs. Miami (9/18) in 2016. He has now rushed for over 100 yards in back-to-back games three times.

#### 2010 Tampa Bay

12/19/10 vs. Detroit - 110 yards

12/26/10 vs. Seattle - 164 yards

#### 2011 Tampa Bay

11/20/11 at Green Bay - 107 yards

11/27/11 at Tennessee - 103 yards

#### 2016 Patriots

09/18/16 vs. Miami - 123 yards

09/22/16 vs. Houston - 105 yards

### BLOUNT SETS RUSHING RECORD

RB LeGarrette Blount finished 2016 with an NFL-leading 18 rushing touchdowns, a Patriots single season record. Blount joins Jim Nance (11 in 1966 and 7 in 1966) as the only Patriots to lead the NFL in rushing touchdowns.

#### MOST RUSHING TOUCHDOWNS/SEASON IN PATRIOTS HISTORY

|    |                             |
|----|-----------------------------|
| 18 | LeGarrette Blount, 2016     |
| 14 | Curtis Martin, 1996         |
| 14 | Curtis Martin, 1995         |
| 13 | BenJarvus Green-Ellis, 2010 |
| 13 | Corey Dillon, 2006          |
| 12 | Stevan Ridley, 2012         |
| 12 | Corey Dillon, 2005          |
| 12 | Corey Dillon, 2004          |
| 12 | Antowain Smith, 2001        |
| 12 | Steve Grogan, 1976          |
| 11 | BenJarvus Green-Ellis, 2011 |
| 11 | Horace Ivory, 1978          |
| 11 | Jim Nance, 1966             |
| 10 | Tony Collins, 1983          |

### BLOUNT IN A RUSH

Blount has rushed for a career-high, 1,161 yards in 2016. It is the 15th time in team history and first since 2012 that the Patriots would have a 1,000-yard rusher in a season. Blount had 1,007 yards as a rookie with Tampa Bay in 2010.

#### PATRIOTS WITH 1,000 YARDS RUSHING IN A SEASON

| Player                | Yards | Year |
|-----------------------|-------|------|
| LeGarrette Blount     | 1,161 | 2016 |
| Stevan Ridley         | 1,263 | 2012 |
| BenJarvus Green-Ellis | 1,008 | 2010 |
| Corey Dillon          | 1,635 | 2004 |
| Antowain Smith        | 1,157 | 2001 |
| Robert Edwards        | 1,115 | 1998 |
| Curtis Martin         | 1,160 | 1997 |
| Curtis Martin         | 1,152 | 1996 |
| Curtis Martin         | 1,487 | 1995 |
| Leonard Russell       | 1,088 | 1988 |
| Craig James           | 1,227 | 1985 |
| Tony Collins          | 1,049 | 1983 |
| Sam Cunningham        | 1,015 | 1977 |
| Jim Nance             | 1,216 | 1967 |
| Jim Nance             | 1,458 | 1966 |

#### MOST YARDS RUSHING IN A SEASON IN PATRIOTS HISTORY

|       |                         |
|-------|-------------------------|
| 1,635 | Corey Dillon, 2004      |
| 1,487 | Curtis Martin, 1995     |
| 1,458 | Jim Nance, 1966         |
| 1,263 | Stevan Ridley, 2012     |
| 1,227 | Craig James, 1985       |
| 1,216 | Jim Nance, 1967         |
| 1,168 | John Stephens, 1988     |
| 1,161 | LeGarrette Blount, 2016 |



# PATRIOTS OFFENSIVE NOTES

## BLOUNT TIES FOR 2ND-MOST TDS

Blount had 18 touchdowns in 2016, tied with Rob Gronkowski (18 in 2011) for the second-most touchdowns in a single season for the Patriots

### PATRIOTS RECORD FOR MOST OVERALL TOUCHDOWNS IN A SEASON

23 Randy Moss, 2007 (23 receiving)

**18 LeGarrette Blount, 2016 (18 rushing)**

18 Rob Gronkowski, 2011 (17 receiving and 1 rushing)

17 Curtis Martin, 1996 (14 rushing and 3 receiving)

15 Curtis Martin, 1995 (14 rushing and 1 receiving)

## UNDRAFTER PLAYERS IN A RUSH

Blount has 5,122 career rushing yards, sixth all-time among undrafted players since the 1970 merger.

### MOST RUSHING YARDS BY AN UNDRAFTED PLAYER (SINCE THE 1970 MERGER)

| Player                   | Yards        |
|--------------------------|--------------|
| Priest Holmes            | 8,172        |
| Arian Foster             | 6,527        |
| Fred Jackson             | 5,746        |
| Willie Parker            | 5,378        |
| Kevin Mack               | 5,123        |
| <b>LeGarrette Blount</b> | <b>5,122</b> |



## BETTER THAN AVERAGE

RB Brandon Bolden's 8.6-yard average at Buffalo (9/30/12) is tied for the third highest ever in a single game for the Patriots among running backs with at least 15 rushing attempts. Bolden earned the FedEx Ground Player of the Week for his performance.

### HIGHEST RUSHING AVERAGE/SINGLE GAME (MIN. 15 RUSHING ATTEMPTS)

| Player                | Average  |
|-----------------------|--|
| Curtis Martin         | 9.6 (17-164 vs. Washington, Oct. 13, 1996)     |
| Tony Collins          | 9.2 (23-212 vs. N.Y. Jets, Sept. 18, 1983)     |
| Sammy Morris          | 8.6 (16-138 vs. Denver, Oct. 20, 2008)         |
| Jim Nance             | 8.6 (17-146 at Houston, Dec. 11, 1966)         |
| <b>Brandon Bolden</b> | <b>8.6 (16-137 at Buffalo, Sept. 30, 2012)</b> |
| Stevan Ridley         | 8.5 (15-127 at St. Louis, Oct. 28, 2012)       |

## BOLDEN FORCES THE ISSUE

RB Brandon Bolden forced a fumble on a first-quarter kickoff vs. Houston (9/22/16) that was recovered by S Duron Harmon. It was Bolden's third career forced fumble on a kickoff.


He forced a fumble on a kickoff vs. Cincinnati (10/5/14) that was returned 9-yards for a touchdown by DB Kyle Arrington. He also forced a fumble on a kickoff at the New York Giants (11/15/15).

## FOOTBALL FAMILY TRADITION

Bolden's grandfather, Frank Pitts, played 10 years in the NFL (1965-74) as a receiver for Kansas City, Cleveland and Oakland. He was with Kansas City for two Super Bowls, losing Super Bowl I and winning Super Bowl IV. Said Bolden about his grandfather, "I remember being six years old, him popping in a high-light film of Super Bowl I and IV. I've seen that tape at least 500 times."

## BOLDEN BLOCK PARTY

Brandon Bolden blocked his first NFL punt in the win at San Diego (12/7/14) to give the Patriots a first down at the Chargers 25-yard line. It was the Patriots first blocked punt since Patrick Chung blocked a punt at Miami on Oct. 4, 2010.



## OVERCOMING ADVERSITY

On April 20, 2011, just days before Texas Christian offensive line prospect Marcus Cannon was to enter the NFL Draft, he was diagnosed with non-Hodgkin's lymphoma, a treatable form of cancer found in lymph tissue. A little more than one week later, the Patriots selected Cannon in the fifth round (138th overall) of the draft with the knowledge of his illness. The Patriots placed Cannon on the Reserve/Non Football Injury list to start the 2011 season while he received treatment and recovered. Cannon was activated to the 53-man roster later that year and is now in his fifth season with the team. Cannon made a full recovery and was named the Patriots 2011 Ed Block Courage Award winner - an annual award presented to select players in the National Football League who are voted by their teammates as role models of inspiration, sportsmanship and courage.



## EDELMAN VERY RECEPTIVE

Julian Edelman has 356 receptions over the last four seasons (2013-16), i

| Player                             | Receptions |
|------------------------------------|------------|
| Antonio Brown (PIT)                | 481        |
| Demaryius Thomas (DEN)             | 398        |
| Julio Jones (ATL)                  | 364        |
| Larry Fitzgerald (ARI)             | 361        |
| <b>Julian Edelman (NE)</b>         | <b>356</b> |
| Golden Tate (SEA/DET)              | 344        |
| Pierre Garcon (IND/WAS)            | 332        |
| Brandon Marshall (DEN/MIA/CHI/NYJ) | 329        |
| T.Y. Hilton (IND)                  | 324        |



## RECORD RETURNER

WR Julian Edelman set a franchise record with his fourth career punt returned for a touchdown when he returned a punt 84 yards for a touchdown vs. Denver on Nov. 2, 2014. He set a franchise record with a 94-yard punt returned for a touchdown vs. Miami (1/2/11). The previous longest punt return was an 89-yard touchdown return by Mike Haynes vs. Buffalo (11/7/76). Edelman also returned punts for touchdowns vs. Kansas City (11/21/11 - 72 yards) and vs. Indianapolis (11/18/12 - 68 yards). Edelman is now tied for third-most punt return touchdowns in the NFL since 2010.

### Most Punt Return Touchdowns/Patriots Career

**4 Julian Edelman**

3 Troy Brown

3 Irving Fryar

2 Mike Haynes

### MOST PUNT RETURN TOUCHDOWNS IN THE NFL SINCE 2010

|                       |             |          |
|-----------------------|-------------|----------|
| Devin Hester          | CHI/ATL/BAL | 7        |
| Darren Sproles        | SD/NO/PHI   | 5        |
| Marcus Sherels        | MIN         | 5        |
| <b>Julian Edelman</b> | <b>NE</b>   | <b>4</b> |
| Patrick Peterson      | ARZ         | 4        |
| Antonio Brown         | PIT         | 4        |
| Tavon Austin          | LA          | 3        |
| Ted Ginn, Jr.         | SF/CAR/ARZ  | 3        |
| Dexter McCluster      | KC/TEN/SD   | 3        |
| Leodis McKelvin       | BUF/PHI     | 3        |
| Micah Hyde            | GB          | 3        |
| Travis Benjamin       | CLE/SD      | 3        |
| Dwayne Harris         | NYG         | 3        |



# PATRIOTS OFFENSIVE NOTES

## ANOTHER TEAM RECORD

Edelman had a 47-yard run in the fourth quarter vs. Indianapolis (11/18/12). It is the longest run ever by a Patriots receiver, topping Troy Brown's 35-yard run vs. Tampa Bay on (9/3/00).

## FROM STANDOUT QB TO WR

Edelman began his college football career with a year at the College of San Mateo (Calif.) before transferring to Kent State where as a senior he completed 56 percent of his passes (153 of 275 passes for 1,820 yards) with 13 touchdowns. He was also the leading rusher, gaining 1,551 yards on 215 attempts (an average of 7.5 yards per carry) and scoring 13 touchdowns. His offensive numbers broke Kent State's single-season record for total offense set by Joshua Cribbs in 2003. Said head coach Bill Belichick on the versatility of Edelman: "He played the quarterback position in college at Kent State and all the positions really that he's played in the NFL – covering kicks, returning kicks, slot receiver, outside receiver, slot defender – he didn't do any of those things in college. I think that really speaks to his versatility and how much he's grown as a player and how many things he's learned how to do that he really didn't have much experience with in college. I'd say that's pretty unusual, especially to be as competent in them as he is."

## NOT YOUR AVERAGE RETURNER

Edelman has returned 157 punts for 1,832 yards during his career and is second in team history and tied for ninth in NFL history with a 11.7 average.

### HIGHEST PUNT RETURN AVERAGE, PATRIOTS CAREER (20 Returns)

| Player                | Punt Rt Avg. | Year                       |
|-----------------------|--------------|----------------------------|
| Mack Herron           | 12.0         | 1973-75 (74-888)           |
| <b>Julian Edelman</b> | <b>11.7</b>  | <b>2009-16 (156-1,832)</b> |
| Carl Garrett          | 11.3         | 1969-72 (43-487)           |
| Wes Welker            | 10.4         | 2007-12 (114-1,185)        |

### HIGHEST PUNT RETURN AVERAGE IN THE NFL (75 Returns)

| Player                              | Punt Rt Avg.            | Year                  |
|-------------------------------------|-------------------------|-----------------------|
| George McAfee (Chicago)             | 12.8 (112-1,431)        | (1940-41, 1945-1950)  |
| Jack Christiansen (Detroit)         | 12.8 (85-1,084)         | (1951-58)             |
| Claude Gibson (SD/OAK)              | 12.6 (110-1,381)        | (1961-65)             |
| Bill Dudley (PITT/DEN/WAS)          | 12.2 (124-1,515)        | (1942-53)             |
| Rick Upchurch (DEN)                 | 12.1 (248-3,008)        | (1975-83)             |
| Travis Benjamin (CLE/SD)            | 11.9 (77-916)           | 2012-present)         |
| Desmond Howard (WAS/JAC/GB/OAK/DET) | 11.9 (244-2,895)        | (1992-2002)           |
| Billy Johnson (HOU/ATL/WAS)         | 11.8 (282-3,317)        | (1974-88)             |
| <b>Julian Edelman (NE)</b>          | <b>11.7 (157-1,832)</b> | <b>(2009-present)</b> |
| Devin Hester (CHI/ATL/BAL)          | 11.7 (315-3,695)        | (2006-present)        |
| Mark Herron (NE/ATL)                | 11.7 (84-982)           | (1973-75)             |

## EDELMAN'S BIG RETURN

Edelman owns 13 career punt returns of 30 yards or more.

### MOST 30-YARD PUNT RETURNS IN PATRIOTS HISTORY

| Player                | 30-yard returns |
|-----------------------|-----------------|
| Troy Brown            | 14              |
| <b>Julian Edelman</b> | <b>13</b>       |
| Irving Fryar          | 13              |
| Mike Haynes           | 13              |

## EDELMAN HAS SECOND 1,000-YARD SEASON

WR Julian Edelman had his second career 1,000-yard receiving season in 2016 after setting a single-season best with 1,106 yards in 2016. He joins Wes Welker (5), Rob Gronkowski (3), Randy Moss (3), Stanley Morgan (3) and Terry Glenn (2) as the only Patriots players with at least two 1,000-yard seasons. Edelman had 1,056 yards receiving in 2013.

### Most 1,000 Yard Season/Patriots History

|                         |
|-------------------------|
| 5 Wes Welker            |
| 3 Rob Gronkowski        |
| 3 Randy Moss            |
| 3 Stanley Morgan        |
| <b>2 Julian Edelman</b> |
| 2 Terry Glenn           |

## BEST PUNT RETURN AVERAGE IN A SEASON

Edelman has the two best punt return averages in a single season in New England history. In 2010, Edelman led the AFC and finished second in the NFL with a 15.3 punt return average. Chicago's Devin Hester led the NFL with a 17.1-yard average.

### PATRIOTS BEST PUNT RETURN AVERAGE/SEASON (MIN. 15 RETURNS)

| PLAYER                | PR AVG.     | YEAR        |
|-----------------------|-------------|-------------|
| <b>Julian Edelman</b> | <b>15.5</b> | <b>2012</b> |
| <b>Julian Edelman</b> | <b>15.3</b> | <b>2010</b> |
| Mack Herron           | 14.8        | 1974        |
| Troy Brown            | 14.2        | 2001        |



# PATRIOTS OFFENSIVE NOTES

## RETURNS PILING UP

Julian Edelman is third place in team history with 157 punt returns and 1,832 return yards.

### MOST PUNT RETURNS IN PATRIOTS HISTORY

| Player                   | Punt Returns |
|--------------------------|--------------|
| 1. Troy Brown            | 252          |
| 2. Irving Fryar          | 206          |
| <b>3. Julian Edelman</b> | <b>157</b>   |
| 4. David Meggett         | 142          |
| 5. Wes Welker            | 114          |
| 6. Mike Haynes           | 111          |

Edelman is in third place in team history with 1,832 punt return yards.

### MOST PUNT RETURN YARDS IN PATRIOTS HISTORY

| Player                   | Punt Return Yards |
|--------------------------|-------------------|
| 1. Troy Brown            | 2,625             |
| 2. Irving Fryar          | 2,055             |
| <b>3. Julian Edelman</b> | <b>1,832</b>      |
| 4. David Meggett         | 1,438             |
| 5. Wes Welker            | 1,185             |

## EDELMAN ECLIPSES 1,000-YARDS

Edelman finished the 2016 season with 1,106 receiving yards. He is become the 10th Patriots player to register a 1,000-yard season in 2013.

### 1,000-YARD RECEIVING SEASONS IN PATRIOTS HISTORY

| Player                | Yards        | Season      |
|-----------------------|--------------|-------------|
| Wes Welker            | 1,569        | 2011        |
| Randy Moss            | 1,493        | 2007        |
| Stanley Morgan        | 1,491        | 1986        |
| Wes Welker            | 1,354        | 2012        |
| Wes Welker            | 1,348        | 2009        |
| Rob Gronkowski        | 1,327        | 2011        |
| Randy Moss            | 1,264        | 2009        |
| Troy Brown            | 1,199        | 2001        |
| Rob Gronkowski        | 1,176        | 2015        |
| Wes Welker            | 1,175        | 2007        |
| Ben Coates            | 1,174        | 1994        |
| Wes Welker            | 1,165        | 2008        |
| Terry Glenn           | 1,147        | 1999        |
| Terry Glenn           | 1,132        | 1996        |
| Rob Gronkowski        | 1,124        | 2014        |
| <b>Julian Edelman</b> | <b>1,106</b> | <b>2016</b> |
| <b>Julian Edelman</b> | <b>1,056</b> | <b>2013</b> |
| Stanley Morgan        | 1,029        | 1981        |
| Irving Fryar          | 1,014        | 1991        |
| Harold Jackson        | 1,013        | 1979        |
| Randy Moss            | 1,008        | 2008        |
| Stanley Morgan        | 1,002        | 1979        |

## EDELMAN IN A RUSH

WR Julian Edelman has 39 rushing attempts for 257 yards, the most rushing attempts and rushing yards by a Patriots wide receiver.

### MOST RUSHING ATTEMPTS BY A PATRIOTS WIDE RECEIVER

| Player                | Rushes    |
|-----------------------|-----------|
| <b>Julian Edelman</b> | <b>39</b> |
| Irving Fryar          | 35        |
| Troy Brown            | 29        |
| Darryl Stingley       | 28        |
| Stanley Morgan        | 21        |

### MOST RUSHING YARDS BY A PATRIOTS WIDE RECEIVER

| Player                | Rushing Yards |
|-----------------------|---------------|
| <b>Julian Edelman</b> | <b>257</b>    |
| Darryl Stingley       | 244           |
| Irving Fryar          | 188           |
| Troy Brown            | 178           |

## EDELMAN TAKES HIS FATHER'S ADVICE

If there is one thing Julian Edelman has never lacked, it's athletic ability. A dual-threat quarterback at Kent State and former baseball standout in high school, Edelman once wowed Toronto Blue Jays players with his impressive footwork while fielding ground balls in an appearance at batting practice in 2011.

This natural ability may have been overlooked by NFL scouts, who let him fall to the Patriots in the seventh round of the 2009 NFL Draft. Edelman remains focused on the lessons his father, Frank Edelman, taught him at a young age. "I'm still constantly trying to learn," Edelman told *The Boston Herald*. "My dad always put it in my head, when you're green, you're growing, when you're ripe, you're lost. When you're done learning, you're done."



## GAROPPOLO MAKES FIRST START

Jimmy Garoppolo became just the fifth quarterback in the last 30 years to make his first regular-season start in a season-opening night game (Sept. 11, 2016 vs. Cardinals). Aaron Rodgers was the last (2008, win vs. Minnesota), with Philip Rivers (2006), David Carr (2002) and Brian Griese (1999) before him. Garoppolo finished 24-of-33 for 264 yards with one touchdown.





# PATRIOTS OFFENSIVE NOTES



## UNCONVENTIONAL JOURNEY

Despite a successful three-year lacrosse career at Penn State, Hogan, also a standout football player in high school, said that playing college football was always in the back of his mind. Having redshirted his sophomore year of lacrosse, Hogan had an extra year of athletic eligibility following his fourth academic year at Penn State. As the football itch still lurked in the back of his mind, Chris played his final year of eligibility with the Monmouth football team, and at the end of the season, joined in on some workouts with teammates who were training for the NFL Combine.

"I honestly didn't know if I had what it took to play in the NFL," Hogan wrote in the Tribune. "Still, it was one of those things where I didn't want to look back in five years and be like, 'Man, I wish I would've tried.'"

Chris did not get invited to compete in that year's Combine, but turned heads during a Pro Day held at Fordham. Later that summer, he signed with the San Francisco 49ers as an undrafted free agent.



## LIKE FATHER LIKE SON

Matthew Slater is one of 10 sons of Hall of Fame members to be drafted in NFL history.

### HALL OF FAME FATHERS WITH SONS DRAFTED IN THE NFL

**Jackie Slater (class of 2001) – son, Matthew Slater (NE)**

Bobby Bell (class of 1983) – son, Bobby Bell (NYJ)

Tony Dorsett (class of 1994) – son, Anthony Dorsett (HOU)

Bob Griese (class of 1990) – son, Brian Griese (DEN)

Russ Grimm (class of 2010) – son, Cody Grimm (TB)

Howie Long (class of 2000) – son, Chris Long (STL)

son, Kyle Long (CHI)

Bruce Matthews (class of 2007) – son, Jake Matthews (ATL)

Don Shula (class of 1997) – son, Mike Shula (TB)

Kellen Winslow (class of 1995) – son, Kellen Winslow (CLE)

## ALL-STAR COMBINATION

Matthew Slater was voted to his sixth straight Pro Bowl in 2016. His father, Jackie Slater, went to seven Pro Bowls. The Slater family's 13 combined Pro Bowls are the second most among father-son contingents to have been voted to at least one Pro Bowl each.

### MOST FATHER AND SON PRO BOWL SELECTIONS

| Players                                     | Pro Bowls |
|---|-----------|
| Archie (2), Peyton (14) and Eli Manning (3) | 19        |
| <b>Jackie (7) and Matthew Slater (6)</b>    | <b>13</b> |

## ELECTED TEAM LEADER

Patriots wide receiver Matthew Slater has been named to six straight Pro Bowls (2011-16) for his special teams work, but perhaps more revealing of his value to New England is the fact that he was elected a captain by his teammates for the sixth straight season in 2016.

The special teams ace was willing to share his advice on being a great captain with high school football players in a story published by *The Boston Globe*. "I think first and foremost, you have to be able to put others before yourself. Being a captain and leadership is about serving, and to me, that means a great deal of sacrifice – putting aside personal agendas for the greater common goal. Leadership is equated with sacrifice. I think you have to be willing to do whatever it takes for the unit to succeed. I think you need to lead by example. A lot of times, it's about what you do, not what you say."

## SLATER'S EMERGENCE WAS SPECIAL

Bill Belichick acknowledged Matthew Slater's role as a gunner on special teams: "Matt is one of the best in the league," Belichick said. "Any time the punt return team has to double somebody, that makes it one less guy they can use somewhere else in the return. He almost always draws two guys out there unless they're in an eight-man rush. Most of the time, there's two guys out there – fourth-and-short, where they're trying to protect the box – but he draws a lot of double teams, and deservedly so. He does an outstanding job of covering punts."



## WHITE HAS CAREER DAY

James White set career highs with 10 receptions and 115 receiving yards vs. Philadelphia (12/6/15). White's 115 receiving yards are the second-highest such total for a Patriots running back since the 1970 AFL-NFL merger, trailing only Shane Vereen's team-record 153 receiving yards vs. Cleveland on Dec. 8, 2013. White's 10 catches are the third highest such total of the Bill Belichick era for a running back (since 2000), trailing only Shane Vereen's club record 12 catches vs. Cleveland on Dec. 8, 2013, and Kevin Faulk's 11 catches vs. Tampa Bay on Sept. 3, 2000.

### PATRIOTS HISTORY / MOST RECEIVING YARDS IN A GAME BY A RUNNING BACK

| Player             | Date             | Opp        | Rec        |
|--------------------|------------------|------------|------------|
| Shane Vereen       | 12/8/2013        | Cle        | 153        |
| Dick Christy       | 11/4/1960        | Oak        | 124        |
| Joe Johnson        | 11/25/1960       | Hou        | 123        |
| <b>James White</b> | <b>12/6/2015</b> | <b>Phi</b> | <b>115</b> |
| Larry Garron       | 12/11/1966       | Hou        | 113        |
| Tony Collins       | 10/27/1985       | TB         | 109        |
| Kevin Faulk        | 11/10/2002       | Chi        | 109        |
| Kevin Faulk        | 11/23/2003       | Hou        | 108        |
| Billy Lott         | 10/22/1961       | Buf        | 108        |

### PATRIOTS HISTORY / MOST RECEPTIONS IN A GAME BY A RUNNING BACK

| Player             | Date             | Opp        | Rec       |
|--------------------|------------------|------------|-----------|
| Shane Vereen       | 12/8/2013        | CLV        | 12        |
| Tony Collins       | 11/29/1987       | PHI        | 11        |
| Kevin Faulk        | 9/3/2000         | TB         | 11        |
| Leroy Thompson     | 11/13/1994       | MIN        | 11        |
| <b>James White</b> | <b>12/6/2015</b> | <b>PHI</b> | <b>10</b> |
| Tony Collins       | 11/16/1986       | LA Rams    | 10        |
| Tony Collins       | 9/28/1986        | DEN        | 9         |
| Kevin Faulk        | 12/29/2002       | MIA        | 9         |



# PATRIOTS DEFENSIVE NOTES

## CB MALCOLM BUTLER

### WHAT'S IN A NAME

During his rookie season in 2014, Malcolm Butler was nicknamed "Strap" by former teammate Jamie Collins, alluding to his ability to so closely cover receivers on the field. Last year, some teammates started calling him "Scrap" for his scrappy style of play, giving Butler two unique, albeit similar-sounding, nicknames.

### BUTLER HAS FIRST TWO-PICK GAME

CB Malcolm Butler had his first career two-interception game in the win vs. NY Jets (12/24/16). It is the first time a Patriots player has had two picks in a game since CB Logan Ryan had two interceptions at Baltimore on Dec. 22, 2013.

### THE BUTLER DID IT - THREE TIMES

Butler had three total takeaways with two interceptions and a fumble recovery in the second quarter vs. the NY Jets (12/24/16). It is the first time that a Patriots player has had three takeaways in the same game since Steve Gregory had two fumble recoveries and an interception at N.Y. Jets (11/22/12).

## DB NATE EBNER

### MAKING THE OLYMPICS



On July 18, Nate Ebner was selected to the 2016 U.S. Olympic Rugby squad and after he was given an excused leave of absence from his football obligations in Foxboro, suited up for Team USA in Rio de Janeiro in August. The Dublin, Ohio native was introduced to the sport of rugby around the age of six and developed a passion and a talent that stemmed from his father and role model, Jeff Ebner, who played the game at the University of Minnesota. Nate did not play football in high school but was a two-time MVP of the USA Rugby team at the Junior World Cup and a standout on the U19 and U20 national teams.

Although his parents were divorced, Nate and his father remained very close. "We were super tight," Nate told the Boston Globe. "I would put my father-son relationship against anyone's. He taught me how to be a man." The two often spent time working together at the family's auto reclamation business, Ebner & Sons in Springfield, Ohio, and would also train in the gym together behind the motto, "Finish Strong," - a message Jeff always preached to his son.

Nate played rugby at Ohio State during his first two years of college, but as an All-American on the school's club team, he decided to walk on to the Buckeyes football team and finish his career with his sights set on reaching the NFL.

### WON CHAMPIONSHIP/OLYMPIANS

| Player                | Olympics         | Event/ Results                         | Pro Football Champs.                     |
|-----------------------|------------------|--|--|
| <b>Jim Thorpe</b>     | Stockholm 1912   | Pentathlon, decathlon<br>2x Gold Medal | 1916, 17, 1919<br>w/ Canton Bulldogs     |
| <b>Jack Torrance</b>  | Berlin 1936      | Shot put, Placed 5th                   | 1940 w/ Chicago Bears                    |
| <b>Clyde Scott</b>    | London 1948      | 110 hurdles, Silver Medal              | 1948, 1949<br>w/ Philadelphia            |
| <b>Bob Hayes</b>      | 1964 Tokyo       | 100m, 4x100m relay<br>2xew Gold Medal  | 1971 Super Bowl w/ Dallas                |
| <b>Michael Carter</b> | 1984 Los Angeles | Shot put, Silver Medal                 | 1985, 1989, 1990<br>SBs w/ San Francisco |
| <b>James Trapp</b>    | 1992 Barcelona   | 4x100, alternate                       | 2000 SB w/ Baltimore                     |
| <b>Nate Ebner</b>     | 2016 Rio         | U.S. Rugby team                        | 2014 SB w/ New England                   |

### SPECIAL TEAMS LEADER

Nate Ebner had a team-leading and career-high 19 special teams tackles in 2016, which tied for the NFL lead with Miami's Michael Thomas (19). Ebner has had 10 or more tackles in each of his five NFL seasons. (2012-17, 2013-11, 2014-11, 2015-11 and 2016-19).

## DL TREY FLOWERS

### FLOWERS DOUBLES UP AGAIN

DL Trey Flowers has had three games in 2016 with two sacks after finishing with two at Denver (12/18). He had his second straight two-sack game after finishing with two sacks for 15 yards vs. Seattle (11/13). He had a 7-yard sack in the first quarter and an 8-yard sack in the third quarter. Flowers registered his first two career sacks in the win at Buffalo on Oct. 20.

#### Most Sacks Since Week 8 of 2016


|                     |          |
|---------------------|----------|
| Vic Beasley, Jr.    | 9        |
| Cameron Wake        | 8.5      |
| Danielle Hunter     | 8.5      |
| Khalil Mack         | 8        |
| Oliver Vernon       | 7.5      |
| <b>Trey Flowers</b> | <b>7</b> |

## LB DONT'A HIGHTOWER

### WEARING BRUSCHI'S JERSEY #54

As a first round draft pick, Dont'a Hightower is used to high expectations. Hightower went to training camp with jersey #45 but was switched to jersey #54 prior to the start of his rookie year in 2012. Former LB Tedy Bruschi wore #54 for 13 seasons.

Hightower understands the importance of the number and hopes to live up to its legacy. "I definitely feel honored to be able to wear this number," Hightower said. "I've read that Tedy didn't want it to be retired and he hoped another



linebacker would come in and be able to wear this number and be able to play as well. I feel honored. Tedy was a great player, and he means a lot to this organization. I'm definitely proud to be able to wear this number."



# PATRIOTS DEFENSIVE NOTES

## HIGHTOWER HAS A CAREER FIRST

LB Dont'a Hightower registered his first career two-sack game at Minnesota (09/14/14).

## HIGHTOWER SETS CAREER HIGH

LB Dont'a Hightower registered a 9-yard sack of Green Bay QB Aaron Rodgers (11/30/14) in the second quarter to set a career high with 4½ sacks in 2014. He finished the year with six. His previous best was four sacks as a rookie in 2012.



## THE SKINNY ON LONG

★ In 2013, Long climbed Mt. Kilimanjaro with former teammate James Hall. While on the trip, Chris noticed the horrible water conditions facing the children and natives to Tanzania. Through his charitable organization, the Chris Long Foundation, Long started the Waterboys Initiative to help raise money and build wells in East Africa that could provide a source of clean water in poor areas.

★ Chris's brother, two-time Pro Bowler Kyle Long, plays for the Chicago Bears, while his father, a Charlestown, Mass. Native, Pro Football Hall of Famer and eight-time Pro Bowler, Howie Long, played 13 seasons for the Oakland Raiders. Long's youngest brother, Howie Jr., is a personnel assistant for the Raiders.



## DOUBLE TROUBLE: DB DEVIN McCOURTY

After being selected by the Patriots in the first round of the 2010 NFL Draft, DB Devin McCourty became part of a select group in league history. McCourty's identical twin brother, Jason, is a cornerback with Tennessee, selected in the sixth round of the 2009 NFL Draft. The two are the 12th set of twins to play in the NFL. Devin redshirted for the 2005 season and therefore was a year behind his brother in eligibility. McCourty is the second twin to suit up for the Patriots, after CB Kato Serwanga was a member of the team from 1998-2000. His twin brother, Wasswa, played for San Francisco and Minnesota from 1999-2001. According to McCourty's mother, the two can only be told apart by tiny scars on their faces left by chickenpox. The McCourty twins are one of two active sets of twins playing in the NFL.

Current Twins Playing in the NFL

**Devin (NE) and Jason McCourty (TEN)**

Maurkice (PIT) and Mike Pouncey (MIA)

## McCOURTY GOES LONG

Devin McCourty had a 104-yard kickoff return for a touchdown vs. N.Y. Jets (10/21/12), the second longest kickoff return in team history. Ellis Hobbs has the longest in team history with a 108-yard return for a touchdown at N.Y. Jets on Sept. 9, 2007. He was named AFC Special Teams Player of the Week for his performance.

Longest Kickoff return in Patriots History

Ellis Hobbs

108TD at New York Jets (9-9-07)

**Devin McCourty**

**104TD vs. New York Jets (10-21-12)**

## IN GOOD COMPANY

Devin McCourty earned Associated Press All-Pro Second Team honors at safety in 2013. He also earned Second Team All-Pro Honors as a rookie in 2010 when he played cornerback. McCourty joins Pro Football Hall of Famers Rod Woodson and Ronnie Lott as the only NFL players to earn All-Pro honors at both safety and cornerback.



## A NOSE FOR THE FOOTBALL



Ninkovich has more opponent fumble recoveries (14) over the last seven seasons (2010-2016) than any other NFL player. J.J. Watt is second during that time with 13 opponent fumble recoveries.

## WHERE DID HE COME FROM?

Rob Ninkovich's journey to the Patriots was not easy. He entered the league as a fifth-round pick by the Saints in 2006 and was waived four times by New Orleans and Miami before landing in New England on Aug. 2, 2009. He spent the 2009 offseason trying to make the New Orleans team as a long snapper. Before coming to the Patriots, he had appeared in just eight games over three seasons. He doubled that total in his first year in New England, appearing in 15 games in 2009 and his role on the team has grown since, earning a starting role at linebacker in 2010 and 2011 before moving to a starting role on the defensive line in 2011.



# PATRIOTS DEFENSIVE NOTES

## CAREER DAY IN BUFFALO

Ninkovich finished with a three-sack game for the first time in his career in the win at Buffalo (10/12/14). He has had two two-sack performances - vs. Miami (1/2/11) and at Carolina (11/18/13).

## CRAZY EIGHTS

Ninkovich had eight sacks in three consecutive seasons from 2012-14, becoming the first Patriots player to have at least eight sacks in three consecutive seasons since Pro Football Hall of Famer Andre Tippett achieved the feat from 1985-87 (1985, 16½, 1986, 9½ and 1987, 12½).

## NINKOVICH SCORED AS A TE IN COLLEGE

Ninkovich played some at tight end in college at Purdue and caught two touchdown passes with a 2-yard touchdown pass from Buffalo QB Kyle Orton and a 1-yard touchdown pass from former New York Giants and Indianapolis QB Curtis Painter.

**DB LOGAN RYAN AND  
DB DURON HARMON**

## CLASSMATES REUNITE IN NEW ENGLAND

Defensive backs Logan Ryan and Duron Harmon are used to working together. Ryan and Harmon began their college football careers together as members of the same recruiting class at Rutgers University and developed a close friendship during their four years in Piscataway, N.J. As fate would have it, Ryan and Harmon would begin their NFL journeys together as well when the Patriots selected the two defensive backs just eight picks apart in the third round of the 2013 NFL Draft.

Reunited once again, the former Scarlet Knights are excited and eager to make their mark, just as they did at Rutgers. "We talked before the draft and said how good it would be to play on the same team again, and for it to happen again, it's exciting and it's a blessing," Harmon told *The Boston Globe*. "It's great [we're contributing], because at the end of the day you want to play, and to contribute to a team like this, it's fun."

## RYAN RETURNS... TO SCHOOL

When Logan Ryan decided to leave Rutgers and enter the NFL Draft after his redshirt junior season in 2012, he made a promise to his parents that after his rookie year, he would return to school and earn his degree.

Ryan kept his promise and graduated in the spring of 2014 with a degree in labor relations and a minor in psychology.

"I committed to Rutgers, not only as a football player, but as a student, so I was going to make sure I finished that end too," Ryan told NJ.com.

"It's a big accomplishment in my life. I held my word to my parents and stuck with it and I'm fortunate. It took a lot of work, but I was able to go back and finish and walk in graduation."

## RYAN'S FIRST PICK FOR SIX

Ryan returned his first NFL interception 79 yards for a touchdown N.Y. Jets on Oct. 20, 2013. The last Patriots player to return their first career interception for a touchdown was Kyle Arrington in 2010. The last rookie Patriots player to return their first career interception for a touchdown was James Sanders in 2005:

### PATRIOTS PLAYERS TO RETURN THEIR FIRST CAREER INT FOR A TD

| Season      | Player            | INT TD Yds |
|-------------|-------------------|------------|
| <b>2013</b> | <b>Logan Ryan</b> | <b>79</b>  |
| 2010        | Gary Guyton       | 59         |
| 2010        | Kyle Arrington    | 36         |
| 2005        | James Sanders     | 39         |
| 2003        | Asante Samuel     | 55         |
| 1999        | Andy Katzenmoyer  | 59         |
| 1996        | Willie McGinest   | 46         |
| 1992        | Chris Singleton   | 82         |
| 1967        | John Charles      | 35         |
| 1963        | Jim Hunt          | 78         |
| 1961        | Don Webb          | 27         |

## LOGAN RYAN THE BALL HAWK

Logan Ryan has the seventh-most interceptions by a cornerback since 2013.

### MOST INTERCEPTIONS BY A CORNERBACK SINCE 2013

| Player                      | Interceptions |
|-----------------------------|---------------|
| Richard Sherman             | 18            |
| Brent Grimes                | 17            |
| Trumaine Johnson            | 14            |
| Aqib Talib                  | 14            |
| Marcus Peters               | 14            |
| Dominique Rodgers-Cromartie | 14            |
| <b>Logan Ryan</b>           | <b>13</b>     |
| Stephon Gilmore             | 13            |
| Patrick Peterson            | 11            |



# PATRIOTS SPECIAL TEAMS NOTES

## K STEPHEN GOSTKOWSKI

### FRANCHISE SCORING LEADER

K Stephen Gostkowski became the Patriots all-time leader in points, passing Adam Vinatieri in 2014.

| Player                    | Points       |
|---------------------------|--------------|
| <b>Stephen Gostkowski</b> | <b>1,457</b> |
| Adam Vinatieri            | 1,158        |
| Gino Cappelletti          | 1,130        |



## TEAM FG RECORD

Stephen Gostkowski moved past Adam Vinatieri (263) to become the Patriots all-time leader with 303 career field goals.

| MOST FIELD GOALS IN PATRIOTS HISTORY |            |
|--------------------------------------|------------|
| <b>Stephen Gostkowski</b>            | <b>303</b> |
| Adam Vinatieri                       | 263        |
| Gino Cappelletti                     | 176        |
| John Smith                           | 128        |

### EVEN STEPHEN

Gostkowski has connected on 87.1 percent of his regular-season field goal attempts in his career, the best percentage in Patriots history. Additionally, Gostkowski's 87.2 field goal percentage is fourth-best among NFL kickers all-time. (Minimum 100 field goals)

#### PATRIOTS ALL-TIME LEADERS / FIELD GOAL PCT.

(Minimum 50 Attempts)

| Player                    | Years          | FGM        | FGA        | Pct.        |
|---------------------------|----------------|------------|------------|-------------|
| <b>Stephen Gostkowski</b> | <b>2006-16</b> | <b>303</b> | <b>348</b> | <b>.871</b> |
| Adam Vinatieri            | 1996-05        | 263        | 321        | .819        |
| Matt Bahr                 | 1993-95        | 55         | 72         | .764        |

#### NFL ALL-TIME LEADERS / FIELD GOAL PCT.

(Minimum 50 Attempts)

| Player                    | Years          | FGM        | FGA        | Pct.        |
|---------------------------|----------------|------------|------------|-------------|
| Justin Tucker             | 2012-16        | 168        | 187        | 89.8        |
| Dan Bailey                | 2011-16        | 171        | 191        | 89.5        |
| Steven Hauschka           | 2008-16        | 191        | 219        | 87.2        |
| <b>Stephen Gostkowski</b> | <b>2006-16</b> | <b>303</b> | <b>348</b> | <b>87.1</b> |
| Mike Vanderjagt           | 1998-06        | 230        | 266        | 86.5        |
| Nate Kaeding              | 2004-12        | 181        | 210        | 86.2        |
| Robbie Gould              | 2005-16        | 286        | 333        | 85.9        |
| Rob Bironas               | 2005-13        | 239        | 279        | 85.7        |
| Matt Bryant               | 2002-16        | 334        | 390        | 85.6        |
| Shayne Graham             | 2001-15        | 277        | 324        | 85.5        |

### CONSECUTIVE EXTRA POINTS

Stephen Gostkowski is first in NFL history for most consecutive extra points made in the regular season..

#### Most Consecutive [Kicking] PATS

|            |  |
|------------|--|
| <b>478</b> | <b>Stephen Gostkowski, NE, 2006-2016</b>         |
| 422        | Matt Stover, BAL, IND 1996-2009                  |
| 371        | Jason Elam, DEN, 1993-2002                       |
| 371        | Jeff Wilkins, STL, 1999-2007                     |
| 360        | Jay Feely, ATL, NYG, MIA, NYJ, ARZ, CHI, 2002-14 |

## DISTANCE

### PROFICIENCY

# 73.1%

Stephen Gostkowski has made 73.1 percent of his field goals (19-for-26) from 50 yards or more, converting the third highest percentage of 50-plus yard field goal attempts in NFL history (minimum 15 attempts).

#### HIGHEST FIELD GOAL PERCENTAGE FROM 50 YARDS

| Player                    | FGM       | FGA       | Pct.        |
|---------------------------|-----------|-----------|-------------|
| Matt Prater               | 36        | 45        | 80.0        |
| Robbie Gould              | 23        | 31        | 74.2        |
| <b>Stephen Gostkowski</b> | <b>19</b> | <b>26</b> | <b>73.1</b> |
| Jeff Wilkins              | 26        | 36        | 72.2        |

### NFL SCORING LEADER

Stephen Gostkowski finished first in the NFL in 2015 with 151 points. Gostkowski has led the NFL in scoring for four straight seasons and is the first NFL player with four seasons of 150 or more points.

#### Patriots Record for Most Points in a Season

|            |   |
|------------|---|
| <b>158</b> | <b>Stephen Gostkowski, 2013</b>         |
| <b>156</b> | <b>Stephen Gostkowski, 2014</b>         |
| 155        | Gino Cappelletti, 1964 (includes 7 TDs) |
| <b>153</b> | <b>Stephen Gostkowski, 2012</b>         |
| <b>151</b> | <b>Stephen Gostkowski, 2015</b>         |
| <b>148</b> | <b>Stephen Gostkowski, 2008</b>         |
| 147        | Gino Cappelletti, 1961                  |
| <b>143</b> | <b>Stephen Gostkowski, 2011</b>         |

#### NFL Record for Most Points by a Kicker

|            |  |
|------------|--|
| 166        | David Akers (SF) in 2011               |
| 164        | Gary Anderson (MIN) in 1998            |
| 163        | Jeff Wilkins (STL) in 2003             |
| 161        | Mark Moseley (WAS) in 1983             |
| 158        | Matt Bryan (ATL) in 2016               |
| <b>158</b> | <b>Stephen Gostkowski (NE) in 2013</b> |
| 157        | Mike Vanderjagt (Indianapolis) in 2003 |
| <b>156</b> | <b>Stephen Gostkowski (NE) in 2014</b> |
| <b>153</b> | <b>Stephen Gostkowski (NE) in 2012</b> |
| <b>151</b> | <b>Stephen Gostkowski (NE) in 2015</b> |

### 1,000-POINT BENCHMARK

Stephen Gostkowski (1,457) reached the 1,000 point mark in only his 119th career game. He is the only kicker in NFL history to reach 1,000 career points in less than 120 career games played.

#### KICKERS TO REACH 1,000 POINTS IN FEWEST GAMES:

| Player                    | Points       | Games      |
|---------------------------|--------------|------------|
| <b>Stephen Gostkowski</b> | <b>1,009</b> | <b>119</b> |
| Mike Vanderjagt           | 1,004        | 126        |
| Jason Elam                | 1,003        | 132        |
| Ryan Longwell             | 1,002        | 136        |
| Jan Stenerud              | 1,002        | 136        |

### GOSTKOWSKI HAS TEAM MARK

Gostkowski scored at least one point in 142 straight games, a franchise record. He set the new record in a win vs. Denver on Nov. 24, 2013. The record ended in the shutout loss vs. Buffalo on Oct. 2, 2016.

#### Patriots Record for Most Consecutive Games Scored

|            |   |
|------------|---|
| <b>142</b> | <b>Stephen Gostkowski (12/17/06-10/02/16)</b> |
| 101        | Adam Vinatieri (11/24/96-12/29/02)            |
| 101        | John Smith (09/28/75-10/02/80)                |





# PATRIOTS SPECIAL TEAMS NOTES

## FIVE-TIME LEAGUE LEADER

Gostkowski led the NFL in scoring for the fourth straight season in 2015. He led the NFL with 151 points in 2015, 156 points in 2014, 158 points in 2013, 153 points in 2012 and 148 points in 2008. He joins Don Hutson and Gino Cappelletti as the only players to lead the NFL in scoring five times.

### NFL Record for Most Seasons Leading the League in Scoring

#### 5 Stephen Gostkowski (2008, 2012-15)

5 Don Hutson Green Bay (1940-44)

5 Gino Cappelletti Patriots (1961, 1963-66)

3 Earl Clark, Portsmouth (1932), Detroit (1935-36)

3 Pat Harder, Chicago Cardinals (1947-49)

3 Paul Hornung, Green Bay (1959-61)

## GOSTKOWSKI GAME WINNERS

Gostkowski has seven career regular-season game-winning kicks and one in the playoffs.

### GOSTKOWSKI'S CAREER GAME-WINNING FIELD GOALS

| TIME LEFT | DISTANCE | FINAL SCORE | OPP | DATE        |
|-----------|----------|-------------|-----|-------------|
| 3:44 4th  | 32       | 23-21       | ARI | 09/11/2016  |
| 0:01 4th  | 54       | 27-16       | NYG | 11/15/2015  |
| 3:12 4th  | 53       | 34-31       | HOU | 12/01/2013  |
| 1:56, OT  | 31       | 34-31       | DEN | 11/24/2013  |
| 0:05, 4th | 35       | 23-21       | BUF | 09/08/2013  |
| 1:56, OT  | 35       | 23-20       | BAL | 10/17/2010  |
| 11:02 OT  | 48       | 29-26       | NYJ | 10/21/2012  |
| 1:10, 4th | 31       | 24-21       | SD  | 01/14/2007* |

\*Postseason

## GOSTKOWSKI DRILLS 300TH FG

K Stephen Gostkowski's 29-yard field goal in the first quarter vs. NY Jets (12/24/16) was his 300th career field goal. He is the 30th NFL player to reach 300 career field goals.

### Most Field Goals Among Active NFL Kickers

|                           |            |
|---------------------------|------------|
| Adam Vinatieri            | 530        |
| Sebastian Janikowski      | 414        |
| Phil Dawson               | 404        |
| Matt Bryant               | 334        |
| Josh Brown                | 319        |
| <b>Stephen Gostkowski</b> | <b>303</b> |

## GOSTKOWSKI BREAKS HIS OWN TEAM RECORD

Gostkowski set a Patriots franchise record with 38 field goals in 2013 and now owns the top four field goal seasons in team history.

### MOST FIELD GOALS MADE IN A SEASON/PATRIOTS

| Player                    | Field Goals | Year        |
|---------------------------|-------------|-------------|
| <b>Stephen Gostkowski</b> | <b>38</b>   | <b>2013</b> |
| <b>Stephen Gostkowski</b> | <b>36</b>   | <b>2008</b> |
| <b>Stephen Gostkowski</b> | <b>35</b>   | <b>2014</b> |
| <b>Stephen Gostkowski</b> | <b>33</b>   | <b>2015</b> |
| Tony Franklin             | 32          | 1986        |
| Adam Vinatieri            | 31          | 2004        |
| Adam Vinatieri            | 31          | 1998        |

## ON THE MARK

Gostkowski made 94.6 percent of his field goals in 2014 (35-of-37), setting a new team record for field goal percentage in a single season.

### PATRIOTS BEST FIELD GOAL PCT./SEASON

(Minimum 30 Attempts)

| Player                    | Years       | FGM       | FGA       | Pct.        |
|---------------------------|-------------|-----------|-----------|-------------|
| <b>Stephen Gostkowski</b> | <b>2014</b> | <b>35</b> | <b>37</b> | <b>.946</b> |
| Adam Vinatieri            | 2004        | 31        | 33        | .939        |
| <b>Stephen Gostkowski</b> | <b>2013</b> | <b>38</b> | <b>41</b> | <b>.927</b> |
| <b>Stephen Gostkowski</b> | <b>2015</b> | <b>33</b> | <b>36</b> | <b>.917</b> |
| <b>Stephen Gostkowski</b> | <b>2008</b> | <b>36</b> | <b>40</b> | <b>.900</b> |
| Adam Vinatieri            | 2002        | 27        | 30        | .900        |

## GOSTKOWSKI KICKS CAREER-LONG FG

Gostkowski connected on a career-long 57-yard field goal at Dallas on Oct. 11, 2015 to tie a franchise record. Adam Vinatieri kicked a 57-yarder at Chicago on Nov. 10, 2002. Gostkowski's previous long was a 54-yarder vs. New Orleans (10/13/13).

## 30-PLUS FIELD GOAL SEASONS

Stephen Gostkowski is one of seven players in NFL history to make 30 or more field goals in at least four different seasons after reaching 30 field goal for the third straight season in 2015.

| Player                    | Team            | Years                   | Seasons  |
|---------------------------|-----------------|-------------------------|----------|
| John Carney               | NYG/NO/SD       | 1993-94, 1999, 2002, 08 | 5        |
| David Akers               | SF/PHI          | 2002, 2008-11           | 5        |
| <b>Stephen Gostkowski</b> | <b>NE</b>       | <b>2008, 2013-15</b>    | <b>4</b> |
| Adam Vinatieri            | IND/NE          | 1998, 2004, 2013-14     | 4        |
| Jay Feely                 | ARI/NYJ/NYG/ATL | 2002, 05, 09, 13        | 4        |
| Matt Stover               | BAL             | 2000-01, 03, 05         | 4        |
| Justin Tucker             | BAL             | 2012-13, 2015-16        | 4        |

## FIFTH-MOST FGs IN A SEASON

### MOST FIELD GOALS MADE IN A SEASON/NFL

| Player                               | Field Goals | Year        |
|--------------------------------------|-------------|-------------|
| David Akers (San Francisco)          | 44          | 2011        |
| Neil Rackers (Arizona)               | 40          | 2005        |
| Olindo Mare (Miami)                  | 39          | 1999        |
| Jeff Wilkins (St. Louis)             | 39          | 2003        |
| <b>Stephen Gostkowski (Patriots)</b> | <b>38</b>   | <b>2013</b> |
| Justin Tucker (Baltimore)            | 38          | 2016        |
| Justin Tucker (Baltimore)            | 38          | 2013        |

## MOST 50-YARD FIELD GOALS IN TEAM HISTORY

Gostkowski has the most 50-yard field goals in New England history.

### PATRIOTS RECORD FOR MOST 50 YARD FIELD GOALS

| Player                    | Years          | FGM       | FGA       | Pct.        |
|---------------------------|----------------|-----------|-----------|-------------|
| <b>Stephen Gostkowski</b> | <b>2006-16</b> | <b>19</b> | <b>26</b> | <b>73.1</b> |
| Adam Vinatieri            | 1996-2005      | 8         | 17        | 47.1        |
| Tony Franklin             | 1984-87        | 3         | 6         | 50.0        |

## MOST 50-YARD FGs IN A SEASON

Gostkowski was 5-of-6 on 50 yard field goals in 2013, the most by a Patriots player in a single season and was 4-of-5 from 50 yards in 2015. The NFL record for most successful 50-yard field goals in a season is 10 by Blair Walsh in 2012 with Minnesota.

## KICKING A CAREER HIGH

Stephen Gostkowski made five field goals vs. Cincinnati (10/5/14), setting a new single-game career high. Gostkowski's five field goals tied the second highest single-game total in Patriots history, trailing only Gino Cappelletti's six successful field goals on Oct. 4, 1964. The last time a Patriots player had five field goals in a game was on Nov. 14, 2004, when Adam Vinatieri had five field goals vs. Buffalo.

## TWO FROM 50-PLUS

Gostkowski drilled a 51-yard field goal and a 53-yarder vs. Arizona (9/16/12) and connected on two 53-yard field goals at Houston on (12/1/13). He is the first Patriots player to have two 50-yard field goals in the same game.

## RYAN COMES UP BIG

P Ryan Allen had six of his seven punts downed inside the 20-yard line and helped hold Houston (9/22/16) to no punt return yards. He landed punts at the 11, 10, 10, 14, 5 and 4. His only punt that did not land inside the 20, was downed at the 20-yard line. Ryan's previous best was five punts inside the 20-yard line on Oct. 6, 2013 at Cincinnati. He was named AFC Special Teams Player of the Week for his performance.



# PATRIOTS REFERENCE NOTES

## CONSECUTIVE PLAYOFF SEASONS

The Patriots have made the playoffs for eight consecutive seasons, one behind the NFL record held by Dallas and Indianapolis

### MOST CONSECUTIVE PLAYOFF SEASONS/NFL HISTORY

|   |   |
|---|---|
| 9 | Dallas Cowboys (1975-83)<br>Indianapolis Colts (2002-10)  |
| 8 | <b>New England Patriots (2009-16)</b><br>Green Bay Packers (2009-16)<br>Pittsburgh Steelers (1972-79)<br>Los Angeles Rams (1973-80)<br>Dallas (1966-73)<br>San Francisco (1983-90)<br>Houston Oilers (1987-93)<br>San Francisco 49ers (1992-98) |
| 7 |   |

## PATRIOTS REACH DOUBLE-DIGIT W'S

New England reached at least 10 regular-season wins for 14 consecutive seasons, joining San Francisco (16) as the only teams to accomplish the feat.

| Team               | Years            | Consecutive Seasons with 10+ Wins |
|--------------------|------------------|-----------------------------------|
| San Francisco      | 1983-1998        | 16                                |
| <b>New England</b> | <b>2003-2016</b> | <b>14</b>                         |
| Indianapolis       | 2002-2010        | 9                                 |
| Dallas             | 1975-1981        | 7                                 |

## DIVISIONAL DOMINANCE I

The Patriots have the highest winning percentage vs. division opponents from November until the end of the season since 2002.

| Team               | W         | L         | T        | Pct.        |
|--------------------|-----------|-----------|----------|-------------|
| <b>New England</b> | <b>38</b> | <b>11</b> | <b>0</b> | <b>.776</b> |
| Indianapolis       | 39        | 13        | 0        | .750        |
| Green Bay          | 40        | 16        | 1        | .714        |
| Pittsburgh         | 42        | 18        | 0        | .700        |
| Seattle            | 34        | 17        | 0        | .667        |

## TOP 10 OFFENSE

Since the 1970 merger, the Patriots offense has finished in the top 10 a total of 21 times, including 11 times under Bill Belichick.

| Year        | Rank             |
|-------------|------------------|
| <b>2016</b> | <b>4 [386.3]</b> |
| 2015        | 6 [374.4]        |
| 2013        | 7 [384.5]        |
| 2012        | 1 [427.9]        |
| 2011        | 2 [428.0]        |
| 2010        | 8 [363.8]        |
| 2009        | 3 [397.3]        |
| 2008        | 5 [365.4]        |
| 2007        | 1 [411.3]        |
| 2005        | 7 [352.0]        |
| 2004        | 7 [411.3]        |

## FORCING THE ISSUE

The Patriots lead the NFL with a +188 turnover margin since the 1994 season.

### NFL TURNOVER MARGIN SINCE 1994

| Rank | Team               | Turnover Margin |
|------|--------------------|-----------------|
| 1.   | <b>New England</b> | <b>+188</b>     |
| 2.   | Kansas City        | +123            |
| 3.   | Green Bay          | +101            |

## STRONG IN THE SECOND HALF

Since 2001, the Patriots have done a remarkable job of finishing the season strong, compiling an NFL-best 98-27 (.784) record in games on or after Thanksgiving.

### PATRIOTS BEFORE AND AFTER THANKSGIVING SINCE 2001

| Season        | Pre-Thanksgiving     | Post-Thanksgiving   | Overall       |
|---------------|----------------------|---------------------|---------------|
| 2001          | 5-5 (.500)           | 9-0 (1.000)         | 14-5*         |
| 2002          | 6-5 (.545)           | 3-2 (.600)^         | 9-7           |
| 2003          | 9-2 (.818)           | 8-0 (1.000)         | 17-2*         |
| 2004          | 9-1 (.900)           | 8-1 (.889)          | 17-2*         |
| 2005          | 6-4 (.600)           | 5-3 (.625)          | 11-7*         |
| 2006          | 7-3 (.700)           | 7-2 (.777)          | 14-5*         |
| 2007          | 10-0 (1.000)         | 8-1 (.889)          | 18-1*         |
| 2008          | 7-4 (.636)           | 4-1 (.800)          | 11-5          |
| 2009          | 7-3 (.700)           | 3-4 (.429)          | 10-7*         |
| 2010          | 8-2 (.800)           | 6-1 (.857)^         | 14-3*         |
| 2011          | 7-3 (.700)           | 8-1 (.889)          | 15-4*         |
| 2012          | 7-3 (.700)           | 6-2 (.750)^         | 13-5*         |
| 2013          | 8-3 (.727)           | 5-2 (.833)          | 13-5*         |
| 2014          | 9-2 (.818)           | 6-2 (.750)          | 15-4*         |
| 2015          | 10-0 (1.000)         | 3-5 (.375)          | 13-5*         |
| 2016          | 8-2 (.800)           | 9-0 (1.000)         | 17-2*         |
| <b>Totals</b> | <b>123-42 (.745)</b> | <b>98-27 (.782)</b> | <b>221-69</b> |

\*-Includes playoffs ^Includes games played on Thanksgiving

### BEST RECORDS ON OR AFTER THANKSGIVING SINCE 2001 (Includes regular-season and playoff games)

| Team               | W         | L         | T        | Pct.        |
|--------------------|-----------|-----------|----------|-------------|
| <b>New England</b> | <b>98</b> | <b>27</b> | <b>0</b> | <b>.784</b> |
| Pittsburgh         | 80        | 36        | 0        | .690        |
| Green Bay          | 74        | 42        | 0        | .638        |
| Indianapolis       | 71        | 44        | 0        | .617        |
| Seattle            | 68        | 47        | 0        | .591        |

## NFL'S BEST AT HOME

Since Gillette Stadium opened in 2002, the Patriots own the NFL's best record at home overall. The Patriots own an overall record of 101-19 (.842) in regular season games and a 117-22 (.842) record including playoffs. The Patriots are an NFL-best 161-46 at home since 1994 when Robert Kraft purchased the team.

### BEST HOME RECORDS SINCE 2002 (including playoffs)

| Team               | W          | L         | T        | Pct.        |
|--------------------|------------|-----------|----------|-------------|
| <b>New England</b> | <b>117</b> | <b>22</b> | <b>0</b> | <b>.842</b> |
| Seattle            | 95         | 36        | 0        | .725        |
| Indianapolis       | 94         | 37        | 0        | .718        |
| Pittsburgh         | 93         | 36        | 1        | .719        |
| Baltimore          | 90         | 34        | 0        | .726        |
| Green Bay          | 90         | 39        | 1        | .696        |
| Denver             | 87         | 42        | 0        | .674        |
| Minnesota          | 77         | 46        | 0        | .626        |
| Atlanta            | 76         | 50        | 0        | .603        |
| Philadelphia       | 76         | 53        | 0        | .589        |
| San Diego          | 76         | 49        | 0        | .608        |
| Arizona            | 75         | 48        | 1        | .609        |

## SHARP AT GILLETTE

The Patriots concluded a 20-game home winning streak with a 24-20 loss to the New York Giants on Nov. 6, 2011. It was the longest home win streak in team history. The Patriots own an overall record of 101-19 (.842) at Gillette Stadium in regular season games. The NFL record for most consecutive home victories is 27, achieved by Miami from 1971-74.

### HIGHEST HOME WINNING PCT. SINCE 1970 (MINIMUM 25 GAMES):

| Team               | Stadium                 | W-L-T           | WIN PCT.    |
|--------------------|-------------------------|-----------------|-------------|
| <b>New England</b> | <b>Gillette Stadium</b> | <b>101-19-0</b> | <b>.842</b> |
| Miami              | Orange Bowl             | 101-22-1        | .819        |
| Minnesota          | Metropolitan Stadium    | 64-23-1         | .733        |
| Pittsburgh         | Heinz Field             | 93-34-1         | .730        |
| LA Rams            | Memorial Coliseum       | 53-20-2         | .726        |

### LONGEST HOME WINNING STREAK/PATRIOTS HISTORY (REG. SEASON)

| Streak | First Win      | Last Win      |
|--------|----------------|---------------|
| 20     | Dec. 21, 2008  | Oct. 16, 2011 |
| 18     | Dec. 29, 2002  | Sept. 8, 2005 |
| 16     | Dec. 30, 2012  | Dec. 28, 2014 |
| 12     | Nov. 26, 2006  | Sept. 7, 2008 |
| 10     | Sept. 18, 1976 | Oct. 30, 1977 |



# PATRIOTS REFERENCE NOTES

## WHAT'S THE POINT?

During the past 17 seasons, the Patriots defense has always ranked higher in points allowed than in yards allowed except for 2007, when both ranked fourth and in 2015.

|      | <u>Avg. Points Allowed</u> | <u>Avg. Yds Allowed</u> |
|------|----------------------------|-------------------------|
| 2016 | 15.6 (1)                   | 326.4 (8)               |
| 2015 | 19.7 (10)                  | 339.4 (9)               |
| 2014 | 19.5 (8)                   | 344.1 (13)              |
| 2013 | 21.1 (10)                  | 373.1 (26)              |
| 2012 | 20.7 (9t)                  | 373.3 (25)              |
| 2011 | 21.4 (15)                  | 411.1 (31)              |
| 2010 | 19.6 (8)                   | 365.5 (25)              |
| 2009 | 17.8 (5)                   | 320.2 (11)              |
| 2008 | 19.3 (8)                   | 309.0 (10)              |
| 2007 | 17.1 (4)                   | 288.3 (4)               |
| 2006 | 14.8 (2)                   | 294.4 (6)               |
| 2005 | 21.1 (17)                  | 330.2 (26)              |
| 2004 | 16.3 (2t)                  | 310.6 (9)               |
| 2003 | 14.9 (1)                   | 291.6 (7)               |
| 2002 | 21.6 (17)                  | 336.1 (23)              |
| 2001 | 17.0 (6)                   | 334.5 (24)              |
| 2000 | 21.1 (17)                  | 334.6 (20)              |

## TOP OFFENSE

The Patriots had finished in the top-10 in offense for seven straight seasons (2007-13), second only to the nine straight by New Orleans (2006-14).

The NFL record for the most consecutive seasons finishing in the top-10 in offense since the merger in 1970 is the San Francisco 49ers with 15 (1982-96).

## IN A RUSH FOR THE END ZONE

Since 2003, the Patriots and Kansas City are the only teams to average more than one rushing touchdown per game. The Patriots have 244 rushing touchdowns in 223 games.

### RUSHING TOUCHDOWNS SINCE 2003 (REGULAR SEASON)

|                    |            |
|--------------------|------------|
| <b>New England</b> | <b>244</b> |
| Kansas City        | 225        |
| Minnesota          | 213        |
| Philadelphia       | 212        |
| Carolina           | 211        |
| San Diego          | 210        |
| Atlanta            | 203        |
| New Orleans        | 202        |

## HISTORIC SCORING CLIP

The Patriots had a historic scoring output over a three-game span in October and November 2014. New England tied a team record by scoring 40 or more points in three consecutive games from Oct. 26 to Nov. 16. The Patriots also scored 40 or more in three straight games in 2007. The Patriots have scored 40 or more points 62 times in team history, including 35 times since Bill Belichick became head coach in 2000, and 19 times since 2010.

### PATRIOTS HISTORY / MOST CONSECUTIVE GAMES WITH 40+ POINTS

| Gm | Year | Game 1                  | Game 2                    | Game 3                 |
|----|------|-------------------------|---------------------------|------------------------|
| 3  | 2014 | 10/26/14 (51-23 v. CHI) | 11/02/14 (43-21 v. DEN)   | 11/16/14 (42-20 @ IND) |
| 3  | 2007 | 10/14/07 (48-27 @ DAL)  | 10/21/07 (49-28 @ MIA)    | 10/28/07 (52-7 v. WAS) |
| 2  | 1962 | 09/21/62 (41-16 v. DEN) | 10/06/62 (43-14 @ NYT)    |                        |
| 2  | 2002 | 09/15/02 (44-7 @ NYJ)   | 09/22/02 (41-38 v. KC)    |                        |
| 2  | 2008 | 12/14/08 (49-26 @ OAK)  | 12/21/08 (47-7 v. ARZ)    |                        |
| 2  | 2010 | 11/25/10 (45-24 @ DET)  | 12/06/10 (45-3 v. NYJ)    |                        |
| 2  | 2012 | 11/18/12 (59-24 v. IND) | 11/22/12 (49-19 @ NYJ)    |                        |
| 2  | 2015 | 09/20/15 (40-32 @ BUF)  | 09/27/15 (51-17 vs. JACK) |                        |

## SCORING FLURRY

The Patriots scored three touchdowns in a 57-second span during the final two minutes of the first half against Chicago on Oct. 26, 2014 to turn a 17-7 lead into a 38-7 cushion. It was the fastest three-touchdown flurry in the NFL since the Patriots had three touchdowns in 52 seconds against the New York Jets on Nov. 22, 2012. The Patriots are one of three teams to score three touchdowns in under a minute since the 1970 merger, and are the only team to have achieved the feat twice.

### NFL TEAMS TO SCORE THREE TDs IN LESS THAN 1 MINUTE

2014 New England Patriots vs. Chicago Bears (10-26-14)

2012 New England Patriots at New York Jets (11-22-12)

2002 Seattle Seahawks vs. Minnesota Vikings (9-29-02)

1998 Atlanta Falcons vs. Carolina Panthers (10-4-98)

### HOW THE PATRIOTS SCORED THREE TOUCHDOWNS IN 57 SECONDS:

★ Rob Gronkowski got the scoring started by hauling in a 2-yard touchdown pass from Tom Brady with 1:57 left in the first half to make the score 24-7 and cap off a 10-play, 80-yard drive.

★ After the Patriots defense forced a quick three-and-out, a 42-yard Julian Edelman punt return gave New England possession at the Chicago 9-yard line, and Brady found Brandon LaFell for a 9-yard touchdown on the next play to give the Patriots a 31-7 lead with 1:07 left in the first half.

★ On the Bears' first play following the LaFell touchdown, Zach Moore forced a Jay Cutler fumble that was recovered by Rob Ninkovich and returned for a 15-yard touchdown and a 38-7 Patriots lead with 55 seconds left in the first half.

## A COMEBACK FOR THE AGES

The Patriots came back from a 24-point deficit to defeat the Broncos, 34-31, in overtime in a Sunday Night Football matchup on Nov. 24, 2013, marking the largest regular season comeback win in team history, after trailing 24-0 at half-time.

New England's previous best comeback win was from a 23-0 deficit to win, 38-23, vs. Seattle (9/16/84). The Patriots also came back from 22 points down to win at the New York Giants, 23-22 (12/21/96). The Patriots have come from 21 points down to win four times, most recently vs. Buffalo (1/1/12).



# PATRIOTS FOOTBALL Network

The **Patriots Football Network (PFN)** is the full portfolio of media offerings from the three-time Super Bowl Champion New England Patriots. PFN provides Patriots content produced both in-house and with media partners spanning print, television, radio and the Internet.

## PATRIOTS ALL ACCESS

The Emmy Award-winning "Patriots All-Access" airs weekly throughout the season on WBZ-TV Channel 4 in Boston and regional affiliates in Hartford, Providence and Springfield, MA, Burlington, VT Portland and Bangor ME. "Patriots All-Access" features exclusive behind-the-scenes access and in-depth weekly features on Patriots players and personnel. Hosted by WBZ's Steve Burton, the show features weekly sit-downs with Bill Belichick including the popular "Belestrator" segment where the coach breaks down upcoming opponents with Scott Zolak. The program airs Fridays from 7 p.m.-8 p.m. on WBZ-TV and Sunday from 9 a.m.-10 a.m. on myTV38 in Boston. Check local listings for airtime.



"Patriots All-Access" airs Fridays from 7-8 p.m. on **WBZ-TV** and Sunday from 9-10 a.m. on **myTV38** in Boston. **Check local listings for airtime.**  
Check your local listings for airtime.

## TOTALLY PATRIOTS



Totally Patriots is a unique, one-of-a-kind Patriots show aimed for the next generation of Patriots fans. This weekly, youth-oriented football show allows school-aged fans unprecedented access to their favorite players, enabling them to ask questions in a relaxed informal setting.

## PATRIOTS TODAY AND PATRIOTS THIS WEEK

**PATRIOTS TODAY:** Available daily at Patriots.com.

**PATRIOTS THIS Week:** Insider information. Passionate debate. Timely analysis. That's what "Patriots This Week" delivers. The show, hosted by Bob Socci with former Patriots Scott Zolak and Matt Chatham, is a fast-paced, half-hour of football talk. From breaking down the previous contest to game planning the next opponent, there's no better way to get ready for football than "Patriots This Week" — every Friday night at 10:30 p.m. on Comcast SportsNet

## PATRIOTS.COM

### NEWS

Patriots.com features daily updates and exclusive content from the writers of *Patriots Football Weekly*, offering everything from breaking news to player features and the popular "Ask PFV" postings.

### VIDEO

The first professional sports team website to offer streaming video provides Patriots fans with a variety of exclusive video content. Visitors can choose their channel and watch exclusive video from news to cheerleaders. Patriots.com also features video of every Patriots press conference, including postgame press conferences and Coach Belichick's weekday media updates.

### AUDIO

Patriots Web Radio programming is available exclusively on Patriots.com beginning at noon each day, Monday through Friday. Kicking off the programming lineup is PFW In Progress, a daily online program that features candid commentary from the writers of Patriots Football Weekly. Following PFW In Progress is Patriots Playbook, hosted by John Rooke, featuring items from around the NFL. Fantasy Football Champs and Football Nation round out the Patriots.com radio lineup. Patriots.com also offers streaming audio of every Patriots press conference, as well as archives of Patriots.com Radio shows and exclusive podcasts.

## PATRIOTS MONDAY ON WEEI

WEEI Sports Radio broadcasts Patriots Monday each week, offering fans unique insight and analysis from Coach Belichick and Tom Brady in addition to other Patriots players. WEEI will broadcast Patriots Monday live from Gillette Stadium each Monday, kicking off with Kirk & Callahan at 6 a.m.

## PATRIOTS FRIDAY ON WAAF

WAAF broadcasts Patriots Friday each week, offering fans a look ahead at the weekend's game, match ups and rivalries. Various Patriots players will be featured on air. WAAF will broadcast Patriots Fridays each week throughout the season with Greg Hill from the Hill-Man Morning Radio Show.

## 98.5 THE SPORTS HUB PATRIOTS RADIO NETWORK

98.5 The Sports Hub is the Patriots' flagship station, broadcasting every Patriots game across its FM radio network and featuring broadcasting duo Bob Socci and Scott Zolak. Three hours prior to kickoff, during halftime and after the game, Marc Bertrand and Chris Gasper will be serving up all the pregame and postgame news and notes, including live sound from the postgame press conferences.



### FLAGSHIP STATION

|                      |          |
|----------------------|----------|
| WBZ-FM...Boston      | 98.5 FM  |
| <b>Massachusetts</b> |          |
| WBZ-FM...Boston      | 98.5 FM  |
| WAQY...Springfield   | 102.1 FM |
| WBEC...Pittsfield    | 1420 AM  |
| WPKZ...Fitchburg     | 1280 AM  |
| WNAW...North Adams   | 1230 AM  |
| WBSM...New Bedford   | 1420 AM  |
| WPVQ...Greenfield    | 95.3 FM  |
| WSAR...Fall River    | 1480 AM  |
| WWFX...Worcester     | 100.1 FM |
| WXTK...Hyannis       | 95.1 FM  |
| WMRC...Milford       | 1490 AM  |
| <b>Maine</b>         |          |
| WBLM...Portland      | 102.9 FM |
| WEBB...Augusta       | 98.5 FM  |
| WEZQ...Bangor        | 92.9 FM  |
| WEGP...Presque Isle  | 1390 AM  |

### Connecticut

|                   |          |
|-------------------|----------|
| WTIC...Hartford   | 1080 AM  |
| WINY...Putnam     | 1350 AM  |
| WMOS...New London | 102.3 FM |
| WGCH...Greenwich  | 1490 AM  |
| WINE...Brookfield | 940 AM   |

### New Hampshire

|                         |          |
|-------------------------|----------|
| WFNQ...Nashua           | 106.3 FM |
| WPKQ...North Conway     | 103.7 FM |
| WSAK...Hampton          | 102.1 FM |
| WSHK...Portsmouth/Dover | 105.3 FM |
| WNNH...Concord          | 99.1 FM  |
| WLNH...Laconia          | 98.3 FM  |
| WEMJ...Laconia          | 1490 AM  |
| WINQ...Keene            | 98.7 FM  |
| WXXX...Lebanon          | 100.5 FM |

### Vermont

|                         |          |
|-------------------------|----------|
| WCPV...Burlington       | 101.3 FM |
| WDVT...Rutland          | 94.5 FM  |
| WIKE...Newport          | 1490 AM  |
| WKVT...Brattleboro      | 92.7 FM  |
| WRFK...Barre/Montpelier | 107.1 FM |
| WSTJ...St. Johnsbury    | 1340 AM  |

### Rhode Island

|                   |         |
|-------------------|---------|
| WPRO...Providence | 630 AM  |
| WEAN...Providence | 99.7 FM |

### New York

|                    |          |
|--------------------|----------|
| WINU...Albany      | 104.9 FM |
| WENU...Glens Falls | 1410 AM  |
| WHTK...Rochester   | 1280 AM  |