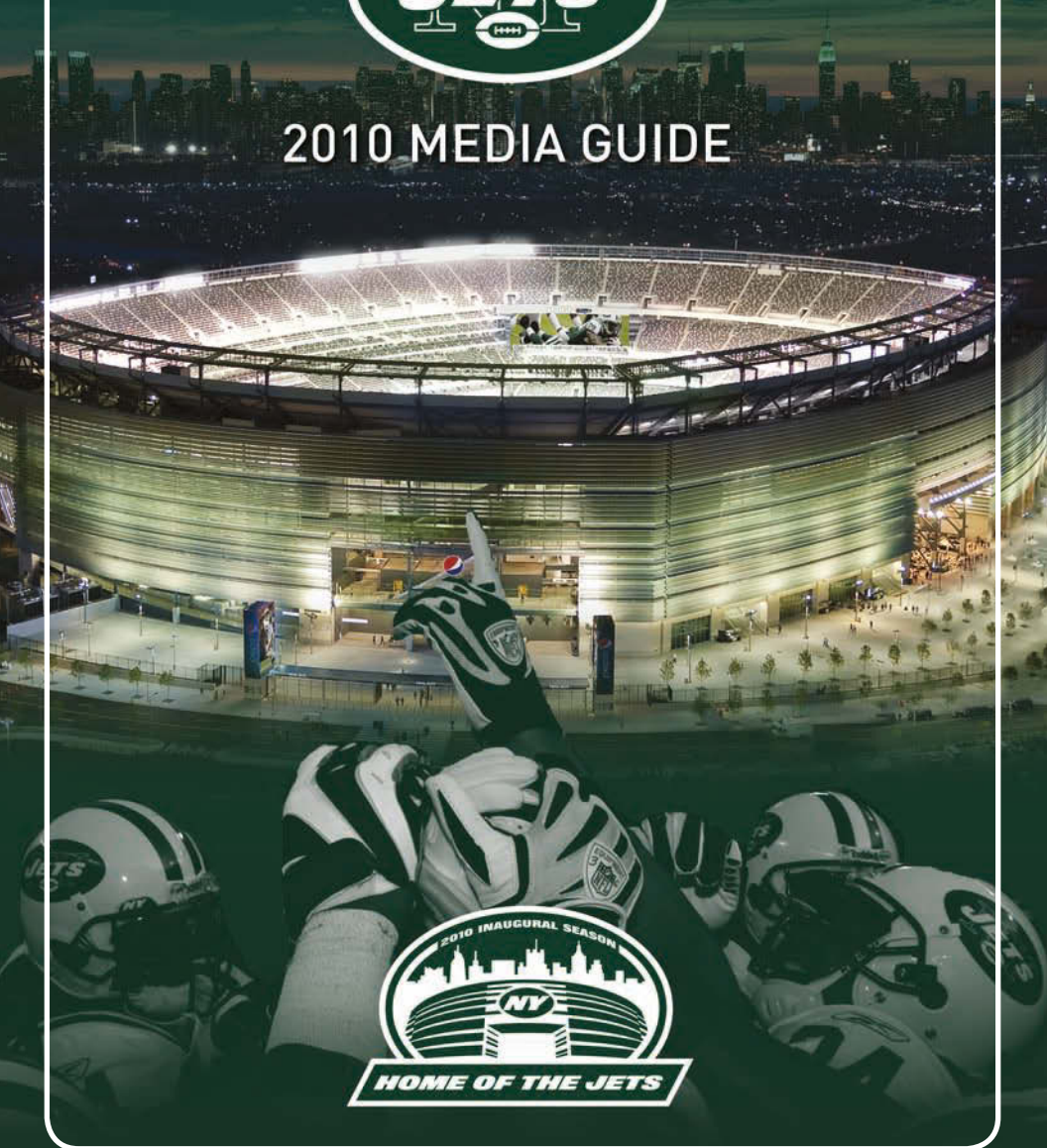


NEW YORK JETS



2010 MEDIA GUIDE



HOME OF THE JETS



NEW YORK JETS MEDIA RELATIONS

Atlantic Health Jets Training Center - One Jets Drive, Florham Park, NJ 07932



Nick Filis
Coordinator
973.549.4857
nfilis@jets.nfl.com



Meghan Gilmore
Manager
973.549.4684
mgilmore@jets.nfl.com



Bruce Speight
Senior Director
973.549.4690
bspeight@jets.nfl.com



Jared Winley
Director
973.549.4683
jwinley@jets.nfl.com



Ashley Earle
Seasonal Assistant



Erin O'Grady
Seasonal Assistant

2010 SCHEDULE

PRESEASON

Monday	8/16	vs. Giants	8 p.m.	ESPN
Saturday	8/21	at Carolina	8 p.m.	WCBS
Friday	8/27	vs. Washington	7 p.m.	WCBS
Thursday	9/2	at Philadelphia	7:30 p.m.	WCBS

REGULAR SEASON

Monday	9/13	vs. Baltimore	7 p.m.	ESPN
Sunday	9/19	vs. New England	4:15 p.m.	CBS
Sunday	9/26	at Miami	8:20 p.m.	NBC
Sunday	10/3	at Buffalo	1 p.m.	CBS
Monday	10/11	vs. Minnesota	8:30 p.m.	ESPN
Sunday	10/17	at Denver	4:05 p.m.	CBS
Sunday	10/25	Bye		
Sunday	10/31	vs. Green Bay	1 p.m.	FOX
Sunday	11/7	at Detroit	1 p.m.	CBS
Sunday	11/14	at Cleveland	1 p.m.	CBS
Sunday	11/21	vs. Houston	TBA*	TBA*
Thursday	11/25	vs. Cincinnati	8:20 p.m.	NFLN
Monday	12/6	at New England	8:30 p.m.	ESPN
Sunday	12/12	vs. Miami	TBA*	TBA*
Sunday	12/19	at Pittsburgh	TBA*	TBA*
Sunday	12/26	at Chicago	TBA*	TBA*
Sunday	1/2/2011	vs. Buffalo	TBA*	TBA*

Home games in bold

* Subject to NFL flexible scheduling

All games broadcast on 1050 ESPN New York; in Spanish on WADO 1280

The 2010 New York Jets Media Guide

Published by the New York Jets LLC.

Copyright 2010 New York Jets LLC. All Rights Reserved.

Editing, Research and Writing: Eric Allen, Jessica L. Ciccone, Pete DiVito, Nick Filis, Ashley Earle, Meghan Gilmore, Randy Lange, Jesse Linder, Erin O'Grady, Tim Shanahan, Bruce Speight, Jared Winley

Copy Editor: Chuck Garrity

Photography: Al Pereira

Cover Photography: Aerial Photos of New Jersey, Al Pereira
Additional Photos: Lee Weissman Photography, Dave Drapkin Photography, Jerry Leibman, John A. Gibson, Jr., ESPN, Pro Football Hall of Fame, Maple Leaf Productions, Ltd., Getty Images (Andy Lyons, Al Bello, Dong Benc, Chris Trotman, Jim McIsaac, Focus On Sport)

Design & Printing: National Communications Group, Inc.
Rob Krollick, VP, Client Services; Duane Bruton, Art Director; Kelly McLees, Production

Additional Design: Michael Scott

SPECIAL EVENTS

9/19	Hispanic Heritage Day
10/31	ALR Lupus Awareness Day
11/21	Interfaith Nutrition Network Food Drive
	Military Appreciation Day
12/12	U.S. Marine Reserve Corps Toys-for-Tots Toy Drive
1/2/11	Jersey Cares Coat Drive

GAME CREDENTIALS

www.newyorkjets.com/credentials

The New York Jets credential website is available 24 hours a day, seven days a week and serves as the team's primary media credentialing system. The deadline to submit a single-game credential request is **TUESDAY AT NOON** the week prior to each game. Please contact Meghan Gilmore at mgilmore@jets.nfl.com or by phone at 973-549-4684.



TABLE OF CONTENTS

PR Contacts/2010 Schedule	IFC	2009 IN REVIEW		FRANCHISE HISTORY	
Table of Contents/Index	1	Final Regular Season Statistics	262	Historical Highlights	312
New Meadowlands Stadium	2	Final Standings	264	Hall of Famers	313
Atlantic Health Jets Training Center	4	Game-by-Game Statistics	265	All-Time Alphabetical Roster	317
Community	6	2009 Quarter-by-Quarter Scoring	265	Practice Squad	324
		Superlatives	266	All-Time Numerical Roster	325
ADMINISTRATION		Starters	267	Jets vs. Opponent	333
Staff Directory	14	Participation	268	All-Time Coaching Roster	337
Woody Johnson	18	Transactions	269	Prime Time/OT/Thanksgiving	338
Matt Higgins	19	The Last Time	271	100-Yard Rushing Games	339
Thad Sheely	19			100-Yard Rushers (Opponents)	340
Mike Tannenbaum	20	RECORDS		100-Yard Receiving Games	342
Executive Staff	22	All-Time Superlatives	274	100-Yard Receiving Games (Opponents)	344
		All-Time Individual Superlatives	275	300-Yard Passing Games	346
COACHES		Scoring	276	300-Yard Passing Games (Opponents)	347
Rex Ryan	28	Passing	278	Year-by-Year Results	349
Coaching Staff	30	Rushing	280		
		Receiving	282	MISCELLANEOUS	
STAFF		Defense	284	2010 Training Camp (SUNY Cortland)	358
Player Personnel	46	Returns for Touchdowns	286	New Meadowlands Stadium	
Pro Personnel	50	Service	288	Gameday Info	360
College Scouting	51	Punting	289	Uniform History	362
Staff Biographies	56	Punt Returns	290	Jets Media Partners	365
Staff Photos	72	Kickoff Returns	291	In-House Media	367
		Year-by-Year Leaders	292	Radio Network Bios	369
2010 PLAYERS		Team Records	296	Jets Radio Network History	372
Veterans	80	Offense Year-by-Year	300	2010 NFL Schedule	374
Draft Picks	240	Defense Year-by-Year	301	2010 AFC Team Schedules	376
Rookies/First-Year Players	244	Divisional History	302	2010 NFC Team Schedules	378
Rookie/First-Year Roster	256	Individual Playoff Records	303		
Building the 2010 New York Jets	257	Team Records (Playoff)	308		
Alphabetical Roster	258	Team Year-by-Year Record	310		
Numerical Roster	259				

INDEX			
2009 Final Standings	264	Historical Highlights	312
2009 Game-by-Game Statistics	265	Jets vs. Opponents	333
2009 Jets Defense	169	Johnson, Woody	18
2009 Regular Season Statistics	262	La Greca, Don	370
2010 Jets Schedule	IFC	Longest Running Plays -	
2010 NFL Schedule	374	Franchise History - Postseason	41
2010 Roster	258	Longest Touchdown Passes -	
All-Time Alphabetical Roster	317	Franchise History - Postseason	38
All-Time Coaching Roster	337	Los Jets en Español	371
All-Time Jets Quarterbacks Starting Records	78	Lott, Ronnie	316
All-Time Numerical Roster	325	Lyons, Marty	369
Atlantic Health Jets Training Center	4	Maynard, Don	315
Buttle, Greg	370	Maynard's 200-Yard Games	53
Drafted Players 2006-09, Starts	46	Media Information	IFC
Ewbank, Weeb	313	Media Partners	365
Flight Crew	17	Mike Tannenbaum's Trades	373
Fourth Quarter Comebacks	371	Missed Field Goal Returns	256
From One-to-One, The Punt Still		Monday Night Miracle	260
Reigns Supreme	368	Monk, Art	316
Game Day Information	360	Most Kickoff Returns for TDs, 2002-09	178
Higgins, Matt	19	Namath, Joe	314
		Namath vs. Unitas	26
		New Meadowlands Stadium	2
		O'Brien vs. Marino	43
		Practice Squad	324
		Prime Time/OT/Thanksgiving	338
		QB Rushing Yards Single Game	299
		Receivers Matched Up On	
		Revis, Darrelle	174
		Returns for Touchdowns	286
		Riggins, John	316
		Ryan, Rex	28
		Sheely, Thad	19
		Smith Muñiz, Clemson	371
		Staff Directory	14
		Tannenbaum, Mike	20
		Training Camp Sites	358
		Uniform History	362
		Wischusen, Bob	369
		Year-by-Year Records	310

NEW MEADOWLANDS STADIUM



In 2010, for the first time in Jets history, the team has a stadium it can call home. From the lighting and LED signage to the massive video boards to the new plaza and tailgating options, the stadium will bleed green on Jets gamedays.

Travelling to the game is easier than ever with three times the number of roadways and the New Meadowlands rail stop just outside the MetLife Gate. Once at the stadium, fans have many options for entertainment and tailgating before the game.

One element that sets this venue apart is the integration of key partners into the game experience. Each cornerstone – Bud Light, MetLife, Pepsi and Verizon – have more than 20,000 square feet to engage and entertain fans.

The 1050 ESPN pregame radio show will be broadcast from the west plaza area. Fans can also enjoy live music, activities for kids and a vast array of food and beverage. The Great Hall, located at the 50-yard line, is the grand front door to the stadium and home to the team's 10,000 square foot store where fans can find the newest Jets gear.

Inside there is more food variety and number of concessions stands all adding up to a new “Home Food Advantage” for fans. The intimate seating bowl, uncompromised sightlines, cutting-edge video boards, LED signage and state-of-the-art sound system enhance the game-watching experience.

One of the biggest upgrades in the stadium is the availability of club seats. There are four clubs – Coaches, Great Hall, Gridiron and Touchdown – that offer access to VIP reserved parking, a private club entrance as well as a host of other amenities and benefits.

Visit www.newyorkjets.com for more information.

NEW MEADOWLANDS STADIUM TIMELINE

- ◇ **Sept. 29, 2005** – Stadium becomes a reality when Jets and Giants agree to build as 50-50 partners
- ◇ **Jan. 26, 2007** – Skanska wins design/build contract for stadium
- ◇ **Sept. 5, 2007** – Construction formally begins with groundbreaking ceremony
- ◇ **Sept. 2008** – Seat installation in the bowl begins
- ◇ **Mar. 10, 2009** – Last piece of major steel is placed in Topping Out ceremony
- ◇ **June 1, 2009** – Building awarded Green Certification by US Environmental Protection Agency
- ◇ **July 20, 2009** – New Meadowlands rail line opens
- ◇ **Dec. 8, 2009** – Finishing of the Field ceremony marks final installation of turf
- ◇ **April 10, 2010** – Konica Minolta Big City Classic collegiate lacrosse tournament
- ◇ **May 7, 2010** – Mexico v. Ecuador soccer match
- ◇ **May 25, 2010** – Stadium awarded the Super Bowl in 2014
- ◇ **May 26, 2010** – Bon Jovi plays first of 4 concert dates at stadium
- ◇ **August 10, 2010** – Brazil v. USA soccer match
- ◇ **August 16, 2010** – Jets host Giants in first football game



NEW MEADOWLANDS STADIUM AT A GLANCE

Venue Size:	2.1 million square feet	Concessions:	800+
Capacity:	82,500, capability for 90,000 for non-football major events	Parking:	Over 28,000 spaces
Surface:	FieldTurf	Toilets:	1,350
LED Screens:	28	Transportation:	New Meadowlands rail line located adjacent to stadium
TV Screens:	2,100	Architect of Record:	Ewing Cole
Club Seating:	Capacity: 10,000 seats	Sports Architect:	360 Architects
Clubs:	Coaches Club, Great Hall Club, Touchdown Club, Gridiron Club	Interior Architect:	Rockwell Group
Elevators:	16		
Escalators:	38		



ATLANTIC HEALTH JETS TRAINING CENTER



ONE JETS DRIVE, FLORHAM PARK, NJ 07932 • BOROUGH INCORPORATED: 1899 • COUNTY: MORRIS



The Atlantic Health Jets Training Center in Florham Park, N.J. is the headquarters of the New York Jets. The team moved into the facility in a formal ribbon-cutting ceremony on September 2, 2008. Located at One Jets Drive, this 224,000 square-foot complex sitting on a majestic 27-acre campus provides players, coaches and staff of the Jets with a state-of-the-art learning, practice and working environment. The facility is a short drive to the Meadowlands and to Newark Liberty International Airport.

The complex has five full-length fields, three natural grass, one Sportex synthetic turf field outdoors, and one Sportex synthetic turf field in the Field House. The goalposts on two of the natural grass fields can be repositioned 90 degrees and



ATLANTIC HEALTH JETS TRAINING CENTER HIGHLIGHTS

- ◇ Short drive to both the Meadowlands and Newark Liberty International Airport.
- ◇ 224,000 square-foot complex on a 27-acre campus.
- ◇ Five full-length fields.
- ◇ Permanent scoreboards for each field.
- ◇ Over 75 miles of data cabling.
- ◇ 5,500 square-foot locker room.
- ◇ 11,000 square-foot weight room.
- ◇ 10 state-of-the-art classrooms.
- ◇ 60 large-screen TV monitors.
- ◇ The Players Gallery, consisting of a life-size photo of cheering Jets fans, spans the building's main corridor

re-lined in order to get maximum use out of the grass. Each field also has a permanent scoreboard.

Inside the complex, players use a 5,500-square-foot locker room, an almost 11,000-square-foot weight room, 10 classrooms and two individual study rooms, with each location just steps from the practice fields, as the facilities are strategically located in between the indoor facility and the outdoor fields. Sixty large-screen TV monitors throughout the building support all the Jets' coaching video functions as well as the club's business interests. The "Players Gallery," consisting of a life-size photo of cheering Jets fans, spans the corridor running the length of the building to remind everyone in the organization of the tremendous support the Jets receive from our faithful fans.

The Atlantic Health Jets Training Center, serving as the home base for the entire Jets organization, is equipped with sleekly-designed workstations and state-of-the-art technology to create an efficient and friendly work environment. An outdoor terrace, which overlooks the practice fields, provides a business entertainment area for both the team and its corporate partners. The training center can also be rented for parties, events and conferences. The Atlantic Health Jets Training Center provides the organization with a new competitive advantage and a new community to call home.

THE NEW YORK JETS:

MISSION



The New York Jets take great pride in playing an active role in making a year-round commitment to the tri-state community.

Programs funded by the New York Jets Foundation touch the lives of countless young men and women in the tri-state area. Over the past ten years, the Jets and their charitable foundation have raised or contributed more than \$10 million to promote youth health, fitness and education, particularly in disadvantaged communities.

From fighting childhood obesity through the Generation Jets: Be Lean & Green

initiative to launching a football team in an urban high school, urging students to eat right and move more, and supporting the efforts of the Alliance for Lupus Research, the New York Jets invest in programs that make a difference in the lives of others. In addition to the Jets Foundation, which supports our own extensive youth initiatives, the Jets partner with numerous established charitable organizations and participate in causes sponsored by the NFL.

Eat Right, Move More



Launched in 2006, the Eat Right, Move More campaign is a joint effort between the Jets, the New Jersey Department of Agriculture and the American Dairy Association & Dairy Council, Inc.'s Fuel Up to Play 60 campaign to encourage New Jersey school children to take advantage of healthy foods in their school cafeterias and become more active. The campaign also challenges schools to submit their meal menus to determine the six schools with the most creative meal selections each year. One of the six winning

schools is awarded the grand prize of a \$5,000 grant, sponsored in part by the American Dairy Association & Dairy Council, Inc. for a cafeteria makeover and recognized on field at a Jets home game. Jets Pro Bowl Tackle **D'Brickashaw Ferguson** is featured on posters in every New Jersey school telling students, "Eating healthy meals helps me play my best. Your school cafeteria has a variety of nutritious foods to keep you going all day long. So let's get up, eat right and move more!"



D'Brickashaw Ferguson speaks to students on the importance of proper nutrition at Harrison High School.

Alliance for Lupus Research



The New York Jets organization is deeply committed to supporting the Alliance for Lupus Research (ALR)—a national voluntary health organization based in New York City, founded in 1999 and chaired by Robert Wood Johnson IV, a member of the founding family of Johnson & Johnson and owner of the New York Jets. The ALR's mission is to find better treatments and ultimately prevent and cure systemic lupus erythematosus (SLE, or Lupus), a debilitating autoimmune disease, by supporting the most promising and innovative lupus research. To date, the ALR

has committed over \$60 million to lupus research projects at the most prestigious universities, medical schools and hospitals throughout the world.

Since 2001, the New York Jets have increased awareness of lupus and raised more than \$6.5 million for research through the ALR Walk with Us to Cure Lupus program, proceeds from the annual New York Jets Kickoff Luncheon and other events in the tri-state area. To learn more, visit www.lupusresearch.org or call toll free, (800) 867-1743. Together, we will find a cure!



Joe Trunzio, Brenda Blackmon, Mark Sanchez, Mike Tannenbaum and Rex Ryan kickoff the Northern New Jersey Walk With Us to Cure Lupus.

Be a Champion

In the fall of 2008, the New York Jets along with the New York City Department of Education (NYC DOE) and Lime Connect, an organization that promotes employment for people with disabilities, launched "Be a Champion", an annual writing essay contest for students with disabilities. The contest, open to grades six through twelve, is designed to encourage students with disabilities to reflect on concepts of achievement and success

as they prepare for the challenges of the last years of secondary education and think about their options beyond high school. The contest also provides a valuable instructional opportunity for teachers to address transition with their students. Authors of winning essays are invited to attend a wrap-up event hosted by the Jets, NYC DOE and Lime Connect to meet Jets Fullback **Tony Richardson**.



Heads Up!




In 2001 the New York Jets formed a community partnership with the Public Schools Athletic League (PSAL) to provide support to New York City public school football programs. The Jets and the PSAL expanded this partnership in 2005 and titled it Heads Up!

Through an annual matching grant from the NFL's Youth Football Fund, the New York Jets donate \$100,000 to the PSAL's football programs. The grant has helped recondition every helmet in the PSAL, ensuring the safety of more than 4,000 student-athletes, create new and developmental football teams and expand the C.H.A.M.P.S. Middle School Flag Football League throughout the New

York City public school system. In 2010, the Jets created the Play Like a Jet \$5,000 college scholarship and presented it to a PSAL athlete who excels on the field as well as in the classroom.

Beyond these grants, the Jets continue to support the PSAL in a variety of other ways. In addition to providing funding, the Jets' support for the PSAL has included hosting PSAL high school football coaches at team practices, creating "Captain's Day" for PSAL football team captains to spend a day at training camp each summer, and honoring PSAL football champions at a selected home game during the NFL season.



Jets EVP Matt Higgins, Robert Turner and Jerricho Cotchery present Cardozo High School with a \$12,500 grant.

Play 60

Designed to tackle childhood obesity, NFL PLAY 60 brings together the NFL's long-standing commitment to health and fitness with an impressive roster of partner organizations—Action for Healthy Kids, Ad Council, American Heart Association, National Dairy Council, Cartoon Network, United Way, The Cooper Institute, and the U.S. Department of Health and Human Services. NFL PLAY 60: The NFL Movement for an Active Generation focuses on the health and wellness of young fans by encouraging them to be active for at least 60 minutes a day. In addition to national PSAs and online programs, PLAY 60 is also implemented locally, as part of the NFL's

in-school, after-school and team-based programs, from youth football to the PLAY 60 Challenge. The PLAY 60 Challenge is an in school curriculum created by the National Football League and the American Heart Association, and sponsored locally by the American Dairy Association & Dairy Council, Inc.'s Fuel Up to PLAY 60 initiative. The Jets launched the program in 2006 and wide receiver **Brad Smith** serves as the spokesperson. For more information on how become involved with the PLAY 60 Challenge go to www.americanheart.org/nflplay60challenge or go to www.nflrush.com/play60 for all things PLAY 60.



C.H.A.M.P.S. Middle School Flag Football League

The New York Jets have teamed up with the New York City Department of Education (NYC DOE) to support their C.H.A.M.P.S. middle school flag football program. The program provides over 75 middle schools with afterschool opportunities for their students to learn the skills and techniques of football from qualified coaches. Each participant receives a T-shirt uniform provided by the Jets.

In 2005, the NYC DOE and the New York Jets created the Heads Up! program to support New York City public school football. The Jets commitment to the C.H.A.M.P.S. Middle School Flag Football League falls under the Heads Up! umbrella.

Through the NYC DOE's C.H.A.M.P.S. Middle School Sport and Fitness League, students are empowered to become Cooperative, Healthy, Active, Motivated, Positive Students—for life. Regardless of athletic ability, student participants in C.H.A.M.P.S. are provided with opportunities to engage in a wide variety of physical activities before and after school, including traditional sports, non-traditional sports and fitness activities. The C.H.A.M.P.S. program promotes health-related fitness and sports skills that can be maintained long after school days are over.



Eric Smith works with a student at a C.H.A.M.P.S. flag football event.

SchoolFood

Beginning in 2004 the New York Jets partnered with the New York City Department of Education's SchoolFood program in an effort to encourage all New York City public school students to eat healthy and take advantage of the nutritious meals that are served throughout the schools. Jets Tight End **Dustin Keller** serves as the spokesperson for the SchoolFood program.

The New York Jets specifically support SchoolFood's Feed Your Mind campaign. Feed Your Mind is an outreach campaign to encourage parents to submit school meal

applications and help increase the amount of students who take advantage of free and reduced-price meals in New York City's public schools. The campaign also aims to educate parents and children about the nutritional reforms taking place in public school cafeterias, where a variety of healthy meals now are included on the menu. The campaign includes posters encouraging students to eat healthy foods and stay fit as well as a Jets-sponsored sweepstakes trip to the National Football League Pro Bowl.



SchoolFood
Feed your mind



Generation Jets Academy

Generation Jets Academy has served as the linchpin of the New York Jets community relations program since its inception in 2002. An education initiative, the primary goal of Generation Jets Academy is to provide elementary school students with enjoyable learning experiences that enhance their literacy, math skills, creativity, community awareness and self-esteem. The program provides students with personalized

attention from caring and creative teachers, and a 50% increase in learning time each day. Generation Jets Academy is operated by the Gary Klinsky Children's Centers of the Brooklyn Bureau of Community Service.

Throughout the year Jets players make appearances at the school as well as attending field trips with the students. Generation Jets Academy is located at the Ethan Allen School (P.S. 306) in East New York, Brooklyn.

Atlantic Health Jets Women's Organization



In 2008 the Jets Women's Organization and Atlantic Health partnered to form the Atlantic Health Jets Women's Organization (AHJWO). Through this partnership the AHJWO can accomplish their mission of working together to build goodwill in the tri-state community through active volunteer participation. The AHJWO is an organization comprising the wives, fiancées and significant others of New York Jets players, coaches and select football support staff members. The Jets Community Relations Department oversees this organization with the assistance of Michelle Ryan, wife of the Jets head coach,

and Michelle Tannenbaum, wife of the Jets general manager.

The AHJWO seeks to team up with select charities to assist in maximizing the impact of their events. The AHJWO serves as a unique and positive outlet in the community on behalf of the New York Jets. All members of the organization are encouraged to get involved and maximize their role to benefit others. The work the wives, fiancées and significant others of New York Jets players, coaches and select football support staff would not be possible without the partnership with Atlantic Health.

United Way & Tix for Kids



**United Way
of New York City**

Since 1973, United Way, the NFL and the New York Jets have had the most visible and longest-running charitable collaboration of its kind. Each year, thanks to community service projects and public service announcements, millions of Americans learn about United Way's vital work and the volunteer spirit of the NFL.

Combining their rich histories of active community involvement, United Way of New York City and the New York Jets have teamed up to drive home the importance of community involvement. Our community outreach efforts include the Hometown Huddle, an annual hands-on volunteer project with players; the Gridiron Gala, New York City's premier charity event, and Tix for Kids, a charitable ticket turn-back program.

Tix for Kids provides a vehicle for season ticket holders to release unused game tickets, which are then made available to underprivileged children throughout the New York region. The United Way has an extensive network of mentoring agencies such as Mentoring USA, The Mentoring Partnership of New York, The Children's Aid Society, Boys and Girls Clubs and Big Brothers-Big Sisters to name a few. Season ticket holders can donate tickets online through My Jets Account at www.newyorkjets.com or by mail to the following address:

TIX FOR KIDS PROGRAM
c/o United Way of New York City
2 Park Avenue
New York, NY 10157-2550



NFL Auction

The New York Jets offer fans numerous exclusive auction items throughout the year, ranging from game-worn items to VIP Gameday Experiences, Training Camp Experiences, private Quarterback Clinics and

more. Fans can visit www.nflauction.nfl.com to place their bids. All proceeds from the auctions benefit the extensive work of the New York Jets Foundation.


Hometown Huddle

The NFL/United Way Hometown Huddle is an NFL-wide day of service that provides NFL players, coaches, wives and staff from each team the opportunity to participate in a variety of community-service activities, including such projects as building playgrounds,

serving food to the homeless, visiting local military bases and funding after-school programs for underserved children. Started in 1999 by the NFL and United Way, Hometown Huddle continues to help make a difference in local NFL communities.



Hometown HUDDLE



Matt Slauson, Mark Sanchez, Shonn Greene and Jamaal Westerman present a \$50,000 grant to P.G. Chambers School for the United Way Hometown Huddle.

High School Coach of the Week

2010 marks the fifteenth season that the Jets will participate in the High School Coach of the Week Program. Locally, the Jets' award is given weekly during the season to a coach in the tri-state area who serves the best interests of the game through the teaching of sound football fundamentals, the motivation of young players to achieve, and the promotion of youth football by way of dedication to his community, his school and his student-athletes. High school football reporter Mike Quick of the television show High School Weekly and the New York Jets' Community Relations department select the

winner. Each winner is recognized on Tuesday night as well as being awarded \$1,000 for his high school's football program from NFL Charities. At the end of the high school football season, a Coach of the Year is selected. The winner of the Coach of the Year is awarded \$2,000 for his high school's football program.

A League wide initiative, the High School Coach of the Week Program aids in the development of youth football. It gives high school coaches the recognition they deserve, and provides high schools with financial assistance in maintaining and upgrading their football programs.





Stadium Drives

Each season the New York Jets host several stadium drives to collect donations and help create awareness for important issues facing our community. In 2010 the Jets will hold food, toy and coat drives. In addition, the Jets will host what is considered to be the only ALR Lupus Awareness Day at the Meadowlands on October 31 vs. Green Bay, where approximately \$35,000 has been collected over three years. The annual food drive on November 21 vs.

Houston benefits the Interfaith Nutrition Network which addresses issues of hunger and homelessness on Long Island. The annual toy drive on December 12 vs. Miami supports the U.S. Marine Reserve Corps Toys for Tots program which distributes toys to needy kids during the Christmas season and the coat drive on January 2 vs. Buffalo supports Jersey Cares which provides New Jersey's neediest citizens with coats during the winter months.

New York Jets Taste of the NFL Benefit

Featuring the best of football, food and fun, the annual New York Jets Taste of the NFL Benefit raises money for New York

Jets Foundation. In 2010 the New York Jets Taste of the NFL raised more than \$200,000 for this important cause.

Marty Lyons Award

Marty Lyons, a former All-American defensive tackle from the University of Alabama, played his entire 12 year NFL career with the New York Jets as a member of the feared "Sack Exchange". Early in his career, Marty befriended and became a surrogate father to a 3 year-old boy suffering from an advanced illness. Three years later in the spring of 1982, the youngster's death coincided with the sudden death of Marty's father and the birth of his first child, a healthy son. These experiences profoundly affected Marty's outlook towards life, fame and his fellow human being. With the encouragement and the assistance of his family and friends, he established a foundation dedicated to granting wishes of seriously ill children.

The Marty Lyons Foundation helps lift children's spirits and lets the magic of hope lead their thoughts and dreams for the future. More than 3,000 wishes to children suffering from life threatening or terminal illnesses have been granted since it was incorporated in 1982. Lyons was named National Football League's Man of the Year in 1984 for this work with the foundation and his efforts also led the New York Jets to name the Outstanding Community Service Award, the Marty Lyons Award, which is presented to the player who gives from the heart through charity and community involvement (as voted by Jets staff).

Winners

1990 – Marty Lyons, DT/DE
1991 – Rob Moore, WR
1992 – Brad Baxter, FB
1993 – Bobby Houston, LB
1994 – Boomer Esiason, QB
1995 – Adrain Murrell, RB
1996 – John Paci, QB
1997 – Lorenzo Neal, FB
1998 – Leon Johnson, RB
1999 – Dwight Stone, WR

2000 – Ray Lucas, QB
2001 – Kevin Mawae, C
2002 – Damien Robinson, S
2003 – Marvin Jones, LB
2004 – Kareem McKenzie, T
2005 – Kevin Mawae, C
2006 – Erik Coleman, S
2007 – Jericho Cotchery, WR
2008 – Tony Richardson, FB
2009 – D'Brickashaw Ferguson, T

Walter Payton Man of the Year



Since 1970, the NFL has awarded the Walter Payton NFL Man of the Year award to recognize a player's off-the-field community service as well as his playing excellence. The New York Jets named Offensive Tackle **D'Brickashaw Ferguson** as the club's 2009 Walter Payton Man of the Year. Through his D'Brickashaw Ferguson Foundation and the New York Jets Community Relations Department, Ferguson has impacted many lives throughout the tri-state area. As the Jets' award winner, Ferguson

will receive \$1,000 from NFL Charities to donate to the D'Brickashaw Ferguson Foundation, his 501(c)(3) organization of choice. Ferguson was eligible to win the national Walter Payton Man of the Year Award and be recognized at a press conference during Super Bowl week in South Florida. The national winner will receive \$25,000 to donate to the 501(c)(3) organization of his choice. The Jets have had two national winners, Marty Lyons in 1984 and Boomer Esiason in 1995.

Winners (since 2001)

2001 – Kevin Mawae
 2002 – Mo Lewis
 2003 – Marvin Jones
 2004 – Kareem McKenzie
 2005 – Kevin Mawae

2006 – Chad Pennington
 2007 – Jericho Cotchery
 2008 – Tony Richardson
 2009 – D'Brickashaw Ferguson

Jets Sports Wrap

The New York Jets have partnered with Rock and Wrap it Up!, a national think tank working to reduce poverty. Using greening tactics, Rock and Wrap it Up! recovers food and other assets to be given to agencies fighting poverty, increasing their operating budgets. This allows the agencies to hire more services such as tutors, social workers, job placement counselors and mental health counselors to attack the root cause of poverty.

Rock and Wrap It Up! recovers food and other assets in Sports, Music, Schools, Film, T.V. and Hotels. In 2008, The Federal Food Donation Act was written and passed with Rock and Wrap it Up!'s help. The Law encourages all federal buildings to donate food in their cities to feed the poor and keep it out of land fill. All

donors are protected from liability by the Bill Emerson Good Samaritan Act of 1996.

Rock and Wrap it Up! accomplishes its goals of feeding the hungry through food recovery using local volunteers and delivering to neighborhood pantries and kitchens. The concept is simple: Once a band goes on stage, whatever food is left over that has been prepared but not served is picked up by Rock and Wrap it Up! volunteers and delivered to a local food shelter. Along the same premise, Rock and Wrap it Up! works with the Jets to pick up food from our home games that has been prepared and not served and deliver it to food shelters Mount Vernon Missionary Baptist and St. Rocco's Outreach - Project Solution in Newark, NJ.



STAFF DIRECTORY

CLUB INFORMATION

STADIUM

New Meadowlands
Stadium (82,500)
East Rutherford, NJ

SURFACE

COLORS

RADIO

FieldTurf
Green and White
ESPN Radio (1050)
WABC-AM (770)
CBS, ESPN, FOX,
NFL Network, NBC
WCBS, ESPN, WPIX

REGULAR-SEASON TV

PRESEASON TV

CHAIRMAN & CEO

Woody Johnson

EXECUTIVE STAFF

Executive Vice President, Business Operations
Assistant to the EVP, Business Operations

Matt Higgins
Nicole Amaral

Executive Vice President, Finance and Stadium Development
Assistant to the EVP, Finance and Stadium Development

Thad Sheely
Jocelyn Norman

Executive Vice President/General Manager
Assistant to the EVP/General Manager

Mike Tannenbaum
Lauren Reed

Assistant General Manager

Scott Cohen

Senior Vice President, Programming and Media Production
Vice President, College Scouting

Bob Parente
Joey Clinkscales

Chief Financial Officer

Brian Friedman

Vice President, Finance

Mike Gerstle

Vice President, Design and Construction

New Meadowlands Stadium

Robert Jordan

Vice President, Corporate Sales

Marc Riccio

Vice President, Consumer Sales & Service

Robert Sullivan

Vice President, Security

Steve Yamell

COACHING STAFF

Head Coach

Rex Ryan

Assistant to the Head Coach

Laura Young

Defensive Coordinator

Mike Pettine

Offensive Coordinator

Brian Schottenheimer

Special Teams Coordinator

Mike Westhoff

Head Strength and Conditioning

Sal Alosi

Assistant Offensive Coordinator

Mike Bloomgren

Assistant Head Coach/Offensive Line

Bill Callahan

Defensive Line

Mark Carrier

Quarterbacks

Matt Cavanaugh

Tight Ends/Assistant Offensive Line

Mike Devlin

Wide Receivers

Henry Ellard

Assistant Special Teams

Ben Kotwica

Running Backs

Anthony Lynn

Senior Defensive Assistant/Linebackers

Bob Sutton

Assistant Strength and Conditioning

Kyle Thorne

Defensive Backs

Dennis Thurman

Outside Linebackers

Jeff Weeks

Football Support Staff

Coaching Assistant - Strength and Conditioning

Bryan Dermody

Coaching Assistant - Assistant Defensive Backs

Jim O'Neil

FOOTBALL ADMINISTRATION

Director, Football Administration

Ari Nissim

Manager, Football Administration

Jacqueline Davidson

PLAYER DEVELOPMENT

Director, Player Development

David Scott

Team Psychologist

Sara Hickmann

PLAYER PERSONNEL

Senior Personnel Executive

Terry Bradway

Assistant Director, Player Personnel

Jolo Wooden

Assistant, Player Personnel

Kathryn Smith

PRO PERSONNEL

Director, Pro Personnel

Brendan Proffitt

Pro Scout

Brock Sunderland

Assistant, Pro Personnel

Cole Hufnagel

COLLEGE SCOUTING

Assistant Director, College Scouting

Michael Davis

Coordinator, College Scouting

Dan Zbojovsky

Senior Personnel Consultant

Jesse Kaye

National Scout

Jim Cochran

College Scout

Jeff Bauer

College Scout

Matt Bazrgan

College Scout

Joe Bommarito

College Scout

Jay Mandolesi

College Scout

Gary Smith

STAFF

ACCOUNTING/ FINANCE

Director, Finance

Elaine Chen

Manager, Accounting

Edward Feeley

Manager, Accounting

Dennis Mayer

Manager, Finance

John MacCarter

Administrator, Accounts Payable

Theresa Hunziker

Senior Payroll Specialist

Kachana Wilder

ATHLETIC TRAINING

Head Athletic Trainer

John Melody

Assistant Athletic Trainer

Joshua Koch

Assistant Athletic Trainer

David Zuffelato

Seasonal Intern, Athletic Training

Colby Clardy

Seasonal Intern, Athletic Training

Matt Goetz

Seasonal Intern, Athletic Training

Kevin Orloski

BOX OFFICE

Senior Director, Ticket Operations

Jeff Hecker

Director, Ticket Operations

Michele Spadavecchia

Coordinator, Ticket Operations

Rick Bencivenni

Coordinator, Ticket Operations

Nora Neustadt

Coordinator, Ticket Operations

William Torpey

BROADCASTING & MULTIMEDIA PRODUCTION

Senior Director, Broadcasting and Multimedia Production

Rich Gentile

Senior Producer, Broadcasting and Multimedia Production

Chris Ubens

Senior Editor, Broadcasting and Multimedia Production

Chad Freeman

Editor, Broadcasting and Multimedia Production

James Castronuovo

Associate Producer, Broadcasting and Multimedia Production

Ryann Ruzika

BUILDING OPERATIONS

Director, Building Operations

Michael Lebet

Facility Technician

Harvey Flatt

Facility Technician

James Hadzrimichalis

Facility Technician

Thomas Loosse

Facility Technician

Eugene Martel

Facility Technician

Oswald Pierre

COMMUNITY RELATIONS

Director, Community Relations

Jesse Linder

Coordinator, Community Relations

Charles Wande

SUITE SALES/EQUITY PARTNERSHIPS

Director, Suite Sales
Director, Suite Sales
Director, Customer Service – Suites & Equity Partnerships
Director, Suite Sales
Director, Suite Sales
Manager, Suite Sales
Coordinator, Customer Service –
Suites & Equity Partnerships

Crystal Fraser
Joshua Peikon
Jessica Roerden
Sandy Sarbadhikari
Andrew Stein
Corey Norkin

Antonita Francois

VIDEO/FOOTBALL

Director, Video
Assistant, Video
Assistant, Video
Seasonal Assistant, Video/Football
Seasonal Assistant, Video/Football

Tim Tubito
Ryan Mahanes
Ryan O'Heir
Sal Aiello
James Montalbano

WEBSITE/PUBLICATIONS

Director, Publications/Editor-in-Chief, newyorkjets.com
Director, Internet Programming/Senior Reporter
Seasonal Intern, Website/Publications
Team Photographer/Photo Manager

Randy Lange
Eric Allen
Nick Gallo
Al Pereira

FIRST ANNUAL JETS EMPLOYEES COMMUNITY SERVICE DAY



Jets staff renovate West Side High School NAF Academy in Newark, New Jersey on June 4, 2010.

NEW YORK JETS FLIGHT CREW

The New York Jets Flight Crew, the team's cheerleading squad, was created in 2007 to enhance the overall fan experience by infusing additional energy and enthusiasm into each home game. Members of the multi-talented, multi-purpose entertainment team are dancers, athletes and active participants in the Jets community. Whether performing a choreographed dance routine or appearing at New York Jets charity events, every member of the New York Jets Flight Crew is committed to excellence and serving as role models for Jets fans across the globe.

In 2010, members of the squad will be featured in the second-annual Flight Crew swimsuit calendar shot on the exotic beaches of Aruba. The 16-month calendar will be available at all Jets Shop outlets starting in August.



Bring the energy of the New York Jets and the NFL to your next event by booking the Flight Crew Cheerleaders! Log on to www.newyorkjets.com and click on Flight Crew appearances.



2007 Inaugural year. Flight Crew Director Denise Garvey assembles a squad of 10 young women who will entertain Jets fans at home games with their trendsetting routines and high-energy performances. The Flight Crew has its first representative at the annual NFL Pro Bowl.

2008 Flight Crew Cheerleaders grow in number to form a 22-member squad. Marc Ecco Enterprises designs the official uniform for the crew. Cheerleaders begin making several national media appearances including television, radio and print as their popularity grows.

2009 Team increases in size and talent. The first-ever Flight Crew Swimsuit Calendar is shot at Jones Beach, New York and Belmar Beach, New Jersey. Cheerleaders make more than 100 public and personal appearances throughout the tri-state area.

2010 Still under the direction of Garvey, the first-ever Junior Flight Crew Cheerleaders Program is implemented where girls ages 7-14 can train and perform with the Flight Crew. The 2011 Swimsuit Calendar is shot on the beautiful beaches of Aruba. Team increases in size to become the largest cheerleading team in professional sports for the greater New York/New Jersey area.

Purchase the 2011 Flight Crew Cheerleaders Swimsuit Calendar at Jetsshop.com.



WOODY JOHNSON

CHAIRMAN & CEO

Woody Johnson purchased the Jets in January 2000. Since then, the franchise has posted seven winning seasons, appeared in nine postseason games, captured an AFC East division title in 2002 and appeared in the AFC Championship game following the 2009 season.

Johnson has instilled a philosophy that fans are the driving force behind a successful team. That belief permeates the culture of the entire organization from the front office to the field. In what has become a tradition at Jets' home games, he often walks the parking lot pregame, moving from one tailgate party to the next in order to hear directly from the most loyal fans in the NFL.

Driven to give the organization every competitive advantage, Johnson moved the entire franchise into the Atlantic Health Jets Training Center in Florham Park, NJ in September 2008. Located at One Jets Drive, this state-of-the-art 224,000-square-foot practice complex sits on a majestic 27-acre campus where players, coaches and staff are united under one roof as they enjoy a first-class learning, practice and working environment. This season, Johnson delivered on his promise of providing the team and its fans a new home. When the doors open for Jets games, the stadium will be entirely green and fans will experience the best venue in sports.

Johnson firmly believes that the organization has a duty to enrich the greater community. The franchise's efforts are aimed at promoting youth fitness, football and education. Over the past 10 years, the Jets have raised or contributed more than \$9.5 million to those causes.

At the league level, Johnson works with other team owners to address challenges faced by the NFL and ensure its continued prosperity. Johnson served on the committee of owners that conducted the search that led to the selection of Roger Goodell as the NFL Commissioner. He currently is a member of the Business Ventures Committee, the Legislative Committee, the Investment Committee and the Los Angeles Stadium Committee.

Outside of the Jets, Johnson is active in a wide range of civic and philanthropic activities related to improving the health of millions of Americans. He is founder and chairman of the Alliance for Lupus Research, which has raised more than \$50 million since 2000 to fund and accelerate research that will prevent, treat and cure lupus. Johnson also serves as chairman of Juvenile Diabetes Research Foundation International.

Johnson is chairman and CEO of The Johnson Company, Inc., a private investment company. He is a member of the founding family of Johnson & Johnson, the worldwide health-care company, and is a trustee of the Robert Wood Johnson Foundation, which is the nation's largest philanthropic organization devoted to health and health care.

He has served in various capacities within government agencies and has been a strong advocate for increased government spending for diabetes and lupus research. Johnson was appointed by the Secretary of Health and Human Services to a three-year term on the National Diabetes and Digestive and Kidney Diseases Advisory Council, which is affiliated with the National Institutes of Health. He also served a three-year term on the President's Export Council.

Johnson was the Commissioning Committee Chairman for the USS NEW YORK, one of three amphibious assault ships named after places where the terrorist attacks took place on September 11, 2001. The vessel was commissioned last fall and her bow stem includes seven and a half tons of steel recovered from the World Trade Center's twin towers. The committee arranged and supported events during Commission Week for the ship's crew and their families, raised funds to establish the USS NEW YORK Foundation for the benefit of crews of the ship and continues to coordinate efforts to generate attention to USS NEW YORK and her mission.

Active in the political arena, Johnson served as the National Finance Chair for the 2008 Republican Convention. He is a director of Mayor Michael R. Bloomberg's Fund to Advance New York City and is a board member of the National September 11 Memorial and Museum at the World Trade Center. He also lends his time and talents to the Council on Foreign Relations and is a trustee of the Wildlife Conservation Society.

The recipient of the 2009 Woodrow Wilson Award for Corporate Citizenship, Johnson co-hosts Playmakers, a segment on FOX Business Network's America's Nightly Scoreboard with David Asman. On the show, Asman and Johnson invite guests to discuss timely issues and topics affecting business, politics and sports.

Johnson lives in New York City with his wife Suzanne and their two sons. He also has three daughters, one of whom is deceased. He received his bachelor's degree from the University of Arizona.

EXECUTIVE STAFF

EXECUTIVE
STAFF

FOOTBALL/STAFF

PLAYERS

2009 REVIEW

RECORDS

HISTORY

MISCELLANEOUS

**MATT HIGGINS****EXECUTIVE VICE PRESIDENT,
BUSINESS OPERATIONS****EXPERIENCE:****NFL: 7th / Jets: 7th**

Matt Higgins is entering his seventh season with the Jets and third as executive vice president of business operations. Higgins reports directly to Jets Chairman and CEO Woody Johnson. Initially hired as vice president of strategic planning in 2004, he was elevated to senior vice president of business operations in 2007. Higgins oversees all elements of business operations, including marketing, sponsorships, legal, human resources, public affairs, merchandising, internet and broadcasting.

Prior to joining the Jets, Higgins was involved in the recovery of Lower Manhattan since September 11, 2001. In the immediate aftermath of the attacks, he was named vice president for communications of the agency charged with rebuilding the World Trade Center site, the Lower Manhattan Development Corporation (LMDC). In May 2003, Higgins was named chief operating officer, where he provided daily oversight and direction to the staff of the LMDC and spearheaded major initiatives. During his tenure, the agency completed the largest

design competition in history, resulting in the selection of Daniel Libeskind's master plan, and selected a design for the September 11 national memorial from among thousands of submissions. Before his work with the LMDC, Higgins served as press secretary to former Mayor Rudolph W. Giuliani, was director of corporate communications for Kozmo.com and was assistant editor of the *Queens Tribune*.

Higgins was honored as one of the top 40 executives under 40 in New York by *Crain's New York Business* and is a member of the board of PENCIL, an organization that fosters partnerships between the private sector and New York City schools. He holds a bachelor's degree in Political Science from Queens College and a Juris Doctorate from the Fordham University School of Law, where he served on Law Review. Born in Bayside, NY and a survivor of testicular cancer, Higgins resides with his wife, Michele, their son, Matthew Jr., and daughter, Collette, in New Jersey.

**THAD SHEELY****EXECUTIVE VICE PRESIDENT,
FINANCE AND STADIUM DEVELOPMENT****EXPERIENCE:****NFL: 10th / Jets: 10th**

Thad Sheely is entering his 10th season with the Jets and his third as the executive vice president of stadium development and finance. Sheely reports directly to Jets Chairman and CEO Woody Johnson.

He oversees all matters related to the New Meadowlands Stadium, including the design and construction of the stadium, as well as the marketing and sales of sponsorships, suites and club seats. He was also responsible for the construction and oversees the operation of the team's award-winning headquarters, the Atlantic Health Jets Training Center in Florham Park, NJ. Sheely also manages the team's finance, information technology, ticketing operations and the development of new business ventures.

Prior to joining the Jets, Sheely was the Miami Heat's vice president of business development, where he contributed in the effort to build the new American Airlines Arena and managed the team's

diverse interests in sports, entertainment and facility development.

He began his career in sports as an investment banker with Prudential Securities' Sports Facility Finance Group, responsible for structuring financing solutions for professional sports teams. Sheely has served as an adjunct professor at NYU's Tisch School of Sports, Hospitality and Management, lecturing on sports facility finance.

He received an undergraduate degree from Columbia College, where he was a three-year letterman in varsity heavyweight crew, and he received his MBA from the Stanford Graduate School of Business. He was recently recognized by the *Sports Business Journal's* 40 under 40 most outstanding executives in sports. Sheely serves on the board of Friends of TEAM Schools, a network of KIPP schools in Newark, NJ. He was raised in Youngstown, OH, and resides with his wife, Gabrielle, and their two sons, Ben and Nick, in Montclair, NJ.



MIKE TANNENBAUM

EXECUTIVE VICE PRESIDENT/GENERAL MANAGER

EXPERIENCE:

NFL: 17th / Jets: 14th

Since being named General Manager of the New York Jets on February 7, 2006, Mike Tannenbaum has remained true to his mantra, "We will look under every rock, every day." But the boulders appeared lined up against Tannenbaum after the Jets advanced to the AFC Championship Game and no new Collective Bargaining Agreement was reached between the NFL and the NFL Players Association. As a "Final Four" team, the Green and White were not expected to make any offseason splashes because they were only permitted to sign an unrestricted free agent if they lost one of their unrestricted free agents.

Intent on improving his club outside of unrestricted free agency, Tannenbaum traded for CB Antonio Cromartie, signed free agent RB LaDainian Tomlinson, returned to the trade route to bring in WR Santonio Holmes and then dipped back into free agency to land the NFL's active sack leader in Jason Taylor. The cost for a Pro Bowl corner, a future Hall of Fame RB, a Super Bowl MVP and a future Hall of Fame pass rusher was a fifth-round pick in 2010 (Holmes) and a conditional selection in 2011 (Cromartie).

"I looked at it as an opportunity of what we could do — not what we couldn't do. I think my job is to bring passionate energy every day to solving problems," Tannenbaum said. "I always try to look at things with the glass half full, not

half empty, and let's make the most of what we can do. We shouldn't be around here to lament. That's wasting energy... What problems can we solve giving the resources that we have? If we don't embrace that challenge, we're not in the right line of work."

Cromartie, whose 10 interceptions led the NFL in '07, Tomlinson, the NFL's eighth all-time leading rusher, and Taylor, a former Jets' nemesis whose 127.5 sacks lead active players, have combined to appear in 12 Pro Bowls. The 26-year-old Holmes is fresh off a 79-catch, 1,248-yard campaign and provides another tremendous target for young quarterback Mark Sanchez.

Tannenbaum, who added the title of Executive Vice President on June 17, 2008, has acquired a league-high eight players who've gone on to play in the NFL's Pro Bowl since 2006.

Reporting directly to Jets Chairman and CEO Woody Johnson, Tannenbaum is responsible for managing all football operations, including the coaching staff, overseeing pro and college scouting, supervising salary cap management and contract analysis, video and football technologies, equipment, operations, training and medical personnel, as well as training camp and turf management.

He is charged with establishing and implementing policies and practices, and is involved in all areas of financial planning with respect to personnel decisions in the signing of free agents, the selection of players in the NFL Draft, trades, waivers, and all related football activities.

"The Jets will not be defined by the challenges we faced in a single season, but how we overcome them — by embracing change and taking calculated risks," said Jets' owner Woody Johnson on hiring Tannenbaum.



CAREER AT A GLANCE

Years	Team/School	Position
1994	New Orleans Saints	Intern
1995	Cleveland Browns	Player Personnel Assistant
1996	New Orleans Saints	Player Personnel Assistant
1997-99	New York Jets	Director of Player Contracts
2000	New York Jets	Director Pro Player Development/ Player Contracts
2001-03	New York Jets	Assistant General Manager/ Director of Pro Personnel
2004-05	New York Jets	Assistant General Manager/ Senior Vice President, Football Operations
2006-07	New York Jets	General Manager
2008-	New York Jets	Executive Vice President/ General Manager

Known to be very active on draft weekend, Tannenbaum sat tight early this April and still was able to get arguably the best corner available — Boise State's Kyle Wilson — with the 29th overall selection. But on day three, "Trader Mike" got back up to the dealer's table and went to work on the Jets' "Ground and Pound" approach by moving up to get USC RB Joe McKnight in the fourth round and then Kentucky FB John Conner in round five.

In April 2009, Tannenbaum put together two packages in order to go up and draft QB Mark Sanchez in the first round (D1, 5) and RB Shonn Greene in the third round (D3, 65). Sanchez, who completed 60.3 percent of his passes and threw four touchdowns in the postseason, and Greene, whose 304 yards on the ground in the playoffs led all runners, figure to be cornerstones of the Jets' offense for years to come.

Tannenbaum's belief in developing players within the Jets' system mirrors his own ascent to the position of General Manager. He was first hired by the Jets on February 19, 1997 by Bill Parcells as the Director of Player Contract Negotiations, which emphasized his expertise and knowledge of the salary cap.

For a decade, Tannenbaum paid his dues, learning from the likes of Parcells, Dick Haley and Terry Bradway while being involved in almost every conceivable type of transaction. After his first three seasons under Parcells and Haley, he added Pro Player Development to his title in 2000. When Bradway was hired as General Manager in 2001, Tannenbaum was promoted to Assistant General Manager/Director of Pro Personnel. Before being elevated to the GM role, Tannenbaum served as the team's Senior Vice President, Football Operations/Assistant General Manager.

Whether it was the widely-acclaimed signing of Curtis Martin in 1998, signing four first-round picks, including defensive end Shaun Ellis in 2000, or trades for Pro Bowlers Thomas Jones in 2007 as well as for Brett Favre and Kris Jenkins in 2008, Tannenbaum has grown from an administrator specializing in the salary cap to a General Manager who can evaluate personnel, negotiate contracts and lead an organization that has become known for aggressively exhausting all channels to acquire players.

Under Tannenbaum, the Jets have mined the draft for players that have started a combined total of 229 games. In 2008, the Jets led the league with seven Pro Bowl players, acquiring all seven players through trades, free agency or the draft since Tannenbaum assumed the GM role. They followed up with five Pro Bowlers last February as LT D'Brickshaw Ferguson made his first all-star appearance and DE Shaun Ellis was selected for the first time since the 2003 season while G Alan Faneca, C Nick Mangold and CB Darrelle Revis were return invitees.

Tannenbaum's first draft in 2006 began with the selection of two offensive linemen, as the Jets became the first team since the 1975 Rams to select two offensive linemen in the first round. Both Ferguson, chosen fourth overall, and Mangold, selected 29th overall, were named to various NFL All-Rookie teams and have started every game since joining the club.

That '06 draft class started 47 games and helped the Jets advance to the first round of the NFL playoffs with a record of 10-6 in Tannenbaum's first season at the helm, a six-win improvement from the 2005 campaign.

In Tannenbaum's second draft as GM, the Jets made a pair of scintillating strikes that helped solidify their defense. Using trade as a means of attack once again, New York's AFC representative moved up in rounds one and two to select Revis and LB David Harris, respectively. Revis, already a two-time Pro Bowler, is widely considered the top corner in football while Harris has become one of the league's top inside linebackers.

Tannenbaum is intent on building from within, and has followed through on that pledge, signing wide receiver Jericho Cotchery, guard Brandon Moore, defensive tackles Sione Pouha, linebacker Bryan Thomas and, in July, Ferguson to long-term contract extensions. But the Jets have made good use of unrestricted free agency as well, hauling in five starters — outside linebacker Calvin Pace, safety Jim Leonhard, inside linebacker Bart Scott, fullback Tony Richardson and right tackle Damien Woody — in the 2008 and 2009 spring seasons.

Before coming to the Jets, the Needham, MA, native spent time with the New Orleans Saints in 1996 and the Cleveland Browns in 1995, spending both seasons as a player personnel assistant. He worked as an intern with the Pittsfield (NY) Mets of the New York-Penn League (Class A) in 1991 before moving on to Tulane Law School, where he graduated Cum Laude and earned his certificate in sports law while interning with the Saints.

Selected to the NFL General Managers Advisory Committee in 2008, Tannenbaum was appointed to the Board of Directors of the Sports Lawyers Association in 2008 and is also a member of the American Bar Association in the Sports and Entertainment division. He graduated from the University of Massachusetts with a degree in accounting, and earlier graduated from Needham High School in Boston.

Tannenbaum has been a longtime supporter of numerous charitable endeavors and has served as a Chairman for the Alliance for Lupus Research's Walk. Born in New York City, Tannenbaum and his wife, Michelle, reside in New Jersey with their daughter and son.





BRIAN FRIEDMAN

CHIEF FINANCIAL OFFICER

EXPERIENCE:

NFL: 1st / Jets: 1st

Brian Friedman is in his first year with the New York Jets and his first year in the NFL. Brian is responsible for all financial planning and daily accounting operations for the team and the financial oversight of the team's interests in the New Meadowlands Stadium. In addition, he is responsible for all internal and external reporting to the NFL and various other agencies.

Prior to joining the Jets, Brian was the Chief Financial Officer of Blissworld, LLC, the owner and operator of Bliss spas and seller of a full line of skin care products. At Bliss, he

was responsible for all financial operations and new business development. Before joining Bliss, Brian was the Senior Director of Finance for the Columbia House Company and prior to that held several finance roles of increasing responsibility at Polo Ralph Lauren. Brian began his career at Price Waterhouse and is a Certified Public Accountant.

Brian has a degree in Economics and Business Management from Cornell University and an MBA from Columbia University. He lives in Monmouth County, NJ with his wife, Diane, and their three children, Alexa, Matthew and Jenna.



MICHAEL GERSTLE

**VICE PRESIDENT,
FINANCE**

EXPERIENCE:

NFL: 32nd / Jets: 32nd

Michael Gerstle is entering his 32nd season with the Jets and ninth season as vice president of finance. Promoted to his current position in 2001, Gerstle is responsible for team financial and tax matters and interaction with the NFL, as well as local and federal government officials. He is also responsible for financial reporting, the team's cash management and all treasury functions. He was promoted to the position of controller in 1991 and held that position until 1993, after holding the position of assistant controller from 1979-90.

Gerstle is a 1970 graduate of the University of Wisconsin with a degree in accounting. He earned his MBA from Pace

University in 1980. He is a member of the American Institute of Certified Public Accountants and holds his CPA license from the state of New York. He began his career at the accounting firm of Peat, Marwick, Mitchell in 1970 as a junior accountant before moving to Degussa Chemical in 1974. He worked for Time Warner Cable and the Hertz Truck Division as budget director before joining the Jets in 1979. An avid golfer, Gerstle's other interests include reading, traveling and cooking. He and his wife, Donna, have a daughter, Michelle, and a grandson, Jack. The family resides in Staten Island, NY.

**ROBERT D. JORDAN CFE****VICE PRESIDENT, DESIGN AND CONSTRUCTION,
NEW MEADOWLANDS STADIUM****EXPERIENCE:
NFL: 6th / Jets: 6th**

Bob Jordan is in his sixth full season with the New York Jets as vice president, design and construction for the New Meadowlands Stadium LLC. He is responsible for the design and development of the New Meadowlands Stadium, opening this season.

Jordan has more than three decades of public assembly facility design and operation experience. Most recently, Jordan directed the operational design and development of the American Airlines Center (AAC) in Dallas, home of the NHL's Dallas Stars and the NBA's Dallas Mavericks. Prior to the AAC, Jordan directed the operations of Reunion Arena in Dallas.

Leading to the position in Dallas, Jordan had been involved in the design, management and operations of numerous major public assembly facility projects. Throughout his career, Jordan has focused on the efficiency and the uniqueness of the design and operation of facilities and how that efficiency can enhance the guest experience and maximize revenue opportunities.

Jordan began working in facilities as a stagehand in high school and has continued working in the industry in every department and discipline, including finance, marketing, operations and development. Jordan is a 1981 graduate of the University of Texas at Arlington with a BBA in finance. Immediately following his graduation, Jordan owned and operated his own special-events production and design firm before moving into the facility management field.

Originally from Woodstock, Ontario, Canada, Jordan is an avid hockey player. He is active in the International Association of Assembly Managers (IAAM), the leading association of public assembly facilities, and serves on the Board of Directors of The Sports Video Group, the association of sports broadcasting networks and companies. Jordan and his wife, Karyn, have two daughters and one son.

**BOB PARENTE****SENIOR VICE PRESIDENT,
PROGRAMMING & MEDIA PRODUCTION****EXPERIENCE:
NFL: 34th / Jets: 34th**

Bob Parente is entering his 34th season with the Jets and second as a senior vice president. Parente was promoted to SVP, Programming and Media Production on September 2, 2009.

In his current capacity, Parente manages broadcasting, multimedia production, community relations, publications, game operations and special events. Parente also manages building and game operations at all Jets' home games. Parente works closely with SNY (SportsNet New York) on the production, scheduling and promotion of all team shows on SNY — "Jets Nation," "Jets Open Mic," "Jets Extra Point," "Jets Game Plan," and "Jets Post Game Live," as well as specials created for draft day and training camp coverage. Parente is also the executive producer of "Jets Flight Plan" that airs on WCBS-TV Channel 2 all season. In 2004, he added the responsibility of executive producer for the Jets' radio broadcast on 1050 AM ESPN New York. Past programming Parente produced for WCBS-TV included "Jets 24/7" and "Generation Jets" for which he won multiple New York Emmy awards.

He was promoted to vice president, business operations on May 22, 2001 and on September 18, 2006 was named vice president, broadcasting and production. Prior to his promotion to vice president, he served as executive director of business operations from 1993-2001. A 1977 graduate of Villanova University with a degree in political science, Parente also received an MBA from Pace University in Manhattan in 1983.

Parente has been a Jets season ticket holder since 1964 and has been to every home game since the age of nine, except while attending college. In his spare time, the Jackson Heights, Queens native enjoys golfing and fishing and has served as an administrator and coach in the Long Island Junior Soccer League. He and his wife, Carmen, have two daughters, Diana, a graduate of Syracuse University, and Victoria, a graduate of Stanford University currently attending Stony Brook Medical School.



MARC RICCIO

**VICE PRESIDENT,
CORPORATE SALES**

EXPERIENCE:
NFL: 15th / Jets: 15th

Marc Riccio is entering his 15th season with the New York Jets and will begin his sixth season as vice president, corporate sales. Riccio directs the corporate sales/business development group; the corporate partnership department; suite sales and customer service; and the organization's merchandise division.

The corporate sales/business development group is responsible for all Club revenue generating initiatives, including, but not limited to, all sponsorship and advertising programs. The corporate partnership department manages the multiple interactions and program executions for all of these partnerships. These departments work with national and regional businesses to create and execute these platforms in several Jets' TV shows, play-by-play radio, all Jets' print properties, stadium signage and entitlements, newyorkjets.com, special event marketing, premium hospitality and in-market consumer promotions. Developing new stadium partnerships has been a major focus for Riccio and these departments for the past two years.

Riccio has recently added the newly-created Jets' luxury suite sales and customer service departments to his responsibilities. These groups work the many large-, mid-, and small-size businesses to create hospitality solutions. This group is also

responsible for the Jets Equity Partnership program which is an initiative solely designed to drive relationships and business growth for all suite holders.

The Jets' merchandise business has grown steadily and now includes a retail store in Manhattan, a Stadium team store business, as well as catalog and internet sales channels.

Prior to his promotion, Riccio was senior director of marketing and business development, where he was responsible for corporate sponsorship and advertising sales. He also spent five seasons as the director of marketing and senior marketing manager, respectively.

Before joining the Jets, Riccio served as the director of marketing and development for intercollegiate athletics at Hofstra University. During his seven years at Hofstra, he developed athletic marketing, sponsorship and fundraising programs.

A native of Canandaigua, NY, he holds a bachelor's degree in communications arts, television broadcasting and a Master of Business Administration in marketing from Hofstra University, along with a Juris Doctor from St. John's University School of Law.

Riccio has three children, Tyler, Ryan, and Jillian. He resides in Long Beach, NY.



ROBERT SULLIVAN

**VICE PRESIDENT,
CONSUMER SALES AND SERVICE**

EXPERIENCE:
NFL: 5th / Jets: 2th

Rob Sullivan is entering his fifth season in the NFL and second with the Jets as vice president, consumer sales and service. Sullivan is responsible for the relocation process from the Meadowlands to the New Meadowlands Stadium, including the sale of personal seat licenses as well as the development of a customer service team for all club and non-club season ticket holders. He built a consumer sales and service team to execute the seat relocation process, as well as foster a culture of customer service.

Prior to joining the Jets, Sullivan was the senior director of consumer sales and marketing for the Oakland Raiders. Before

working with the Raiders, Sullivan was the vice president, sales and service at Maloof Sports and Entertainment managing the season ticket renewals and new business acquisition process for the Sacramento Kings (NBA) and the Sacramento Monarchs (WNBA). Prior to that, Sullivan spent nine years in Major League Baseball with the San Francisco Giants as the director, sales and marketing, leading a sales and service team responsible for selling charter seat licenses and luxury suites for the new home of the Giants, AT&T Park. Sullivan resides in New Jersey with his wife and two young children.

STEVE YARNELL**VICE PRESIDENT,
SECURITY****EXPERIENCE:
NFL: 14th / Jets: 14th**

Steve Yarnell is in his 14th season with the Jets and third season as the Vice President, Security. He joined the Jets after serving as a Special Agent with the Federal Bureau of Investigation (FBI) in the FBI's New York Office. In his current position, Yarnell directs security at training camp, all home and away games, and provides valuable assistance to the General Manager and Head Coach during the period prior to the NFL Draft with regard to draft-eligible players. He also acts as the Jets' liaison for security-related matters with the NFL, federal, state and local law enforcement agencies.

While with the FBI, Yarnell worked on criminal and terrorism matters, including the investigation of the 1993 World Trade Center bombing, the crash of TWA Flight 800 and in 1995 was responsible for the security of the then highest-paid terrorism informant in the history of the FBI while serving in the National Security Division from 1980-1997.

He organized the New York Giants' team security during the 1991 playoffs and Super Bowl XXV, at which time there was a heightened threat of terrorism due to the impending war in the Persian Gulf. Yarnell also managed the security for the New England Patriots at Super Bowl XXXI.

Yarnell was a three-year letterman in football at the U.S. Military Academy at West Point (Army), where he was coached by then-Army assistant Bill Parcells. He graduated with a Bachelor of Science degree and was commissioned an officer in the Infantry. He is also an honor graduate of the U.S. Army's Ranger School and Airborne School.

Yarnell, raised in Key Biscayne, FL, was named "Citizen of the Year" by the New York State Police in April, 2004. Yarnell and his wife, Jane, reside in Westfield, NJ.

**NAMATH VS UNITAS - 9.24.72**

Baltimore, MD - On a cold and cloudy September day, Joe Namath outdueled Johnny Unitas as the New York Jets defeated the Baltimore Colts, 44-34. Namath put up a team-record 496 yards and team-record six TD on just 15-of-28 passing while Unitas was 26-of-45 for 376 yards and two TD. Namath and Unitas set a combined NFL passing record with 872 yards between the two future Hall of Fame quarterbacks.

After falling behind 13-6 in the second quarter, Namath put the Jets in command with three TD passes in a span of 1:29 in the second quarter, surrounded by a Don McCauley 93-yard kickoff return. Namath's three scoring strikes went to three different receivers, John Riggins (67 yards), Don Maynard (28 yards) and Richard Caster (10 yards) and the Jets led 27-20 at halftime. Namath completed his record-setting day with a pair of long TD completions to Caster of 79 and 80 yards on back-to-back offensive plays in the fourth-quarter, answering a Colts' touchdown each time.

Namath's 15 completions went to only four receivers (Ed Bell 7-197, Caster 6-204, Riggins 1-67, Maynard 1-28), each of whom caught at least one TD. On the day, the Jets were outgained by the Colts, 573-412, and ran only 54 offensive plays compared to Baltimore's 78.

Jets	6	21	3	14	-	44
Colts	7	13	0	14	-	34

Scoring Summary

1st	NYJ - Bell 65 pass from Namath (kick failed)
	BAL - Havrilak 40 pass from Unitas (O'Brien kick)
2nd	BAL - FG O'Brien 14
	BAL - FG O'Brien 32
	NYJ - Riggins 67 pass from Namath (Howfield kick)
	BAL - McCauley 93 kickoff return (O'Brien kick)
	NYJ - Maynard 28 pass from Namath (Howfield kick)
	NYJ - Caster 10 pass from Namath (Howfield kick)
3rd	NYJ - FG Howfield 32
4th	BAL - McCauley 1 run (O'Brien kick)
	NYJ - Caster 79 pass from Namath (Howfield kick)
	BAL - Matte 21 pass from Unitas (O'Brien kick)
	NYJ - Caster 80 pass from Namath (Howfield kick)



FOOTBALL/ STAFF





REX RYAN

HEAD COACH

Born: 1962
Birthplace: Ardmore, OK
College: SW Oklahoma State
Hired: 1-21-09
Experience: NFL: 14th / Jets: 2nd

Rex Ryan is not afraid to speak up. Since Jets Chairman and CEO Woody Johnson introduced him on January 21, 2009, as the new Head Coach, Ryan has spoken about his dyslexia, his weight, and shed some tears during a passionate address to his team last season.

And when Ryan is questioned about his hopes and expectations for the franchise he's now steering, he similarly doesn't flinch.

"Overall, this is not a surprise to us," he said when asked in April about the Jets' franchise-record five regular-season primetime games in 2010. "We expected a lot because we're a team that people want to watch. The expectations now throughout the league and among football fans are becoming closer to our own expectations, which is to have an outstanding football team and a team that can battle for a Super Bowl."

Rex has never shied away from title talk, and one good reason is his track record. For instance, he joined the elite list of first-year NFL head coaches to guide their teams to conference championship games — with a rookie QB in Mark Sanchez at the offensive helm, no less. His offense had the league's number-one ranked rushing offense and his defense led the NFL in overall yards, passing yards, scoring and several other categories.

And those rankings, especially on defense, are no fluke. Including his four seasons as Baltimore's defensive coordinator from 2005-09, Ryan's defenses have been in the NFL's top 10 in yards allowed per game for 81 of the past 82 weeks. The only blemish: After Week 6 last year, when the Jets slipped to 11th, only to return to the top 10 for the rest of the season.

Something else that explains Ryan's fearlessness is his family tree. His arrival as the Jets' 15th full-time head coach was a homecoming of sorts as he returned to the franchise that he first became familiar with in 1968 when his father, Buddy, was hired as the defensive line coach under Weeb Ewbank. That season culminated in the Jets' Super Bowl III victory in Miami with a six-year-old Rex Ryan watching from the Orange Bowl stands.

One has to look no further than the framed jerseys of Joe Namath, Winston Hill and Gerry Philbin hanging in Ryan's Atlantic Health Jets Training Center office to understand his appreciation of Green & White history and to also shed some light on what the job means to him.

"It's been a dream of mine to become a head coach in the NFL," he said at his first news conference as an NFL head coach. "Coming here to the New York Jets, where my father once coached

THE WORLD ACCORDING TO REX...

• **On what he told the players at the end of the season:**

What I told the players today, is that next year, when we come back, we can't make the assumption that we are going to get back to where we were, in the AFC Championship. We have an excellent football team. There is no question. The work ethic (and) the resiliency, that's why we were in that situation. What we did in the off season, to put in a brand new defense and to lead the (NFL) in defense and to have this all weather type offense and really watch it come together, especially those last couple of months. Those are great things, but we enter this season 0-0. There's no guarantee that we are going to get back. My challenge to myself and to all our players and all our coaches is to find a way to get better. I don't know what it is, but how ever, find a way that everybody gets a little bit better. When that happens, maybe that will put us over the top.

• **On the "ground-and-pound" approach:** The ability to be able to run the football and play great defense. The ground-and-pound philosophy is more of an old fashioned football value, and traditions. I still feel that the way you win a championship is you have the ability to run the football. I've been blessed to be around a lot of great offensive line coaches, Jim Coletto, John Matsco, but, in my book, Bill Callahan is the best teacher I've ever seen, an amazing

football coach. We've got so much talent, ones across the board, D'Brickashaw (Ferguson), (Nick) Mangold... Damien Woody and, by the way, you have Brandon Moore, who should be a Pro Bowl player. He's that type of a player. It's a sense of pride, a sense of my pride. All the defensive players give me flack because I have one picture up and it's of our offensive line in my room, besides the old time Jet players. That's where it starts right there and I've always said that I think if you have the ability to run the football and protect the quarterback, you can have an outstanding offense and those are the guys that we really lean on.

• **On balancing fun and business:** Everybody knows how I feel. All I want is the very best you have, and if you don't give it to us, you don't give it to me, then you'll probably see a different side of me. I want guys to play loose. I want them to have fun, enjoy playing this game. It is a game, yet you have to be accountable, not just to me, but to your teammates. That's where our football team is at right now. That's where we are at. That's why I have so much confidence in this group. Whoever we bring in in the future has to play and practice and study to a certain standard, or you'll be an outcast and you'll be gone. It's as simple as that. I'm not ever going to beg somebody to do anything. If you don't belong and you don't see it that way, then you won't be here.

and was part of the Super Bowl III staff, is fantastic. I look around at the facilities and the people they have in place and see a first-class organization. I'm just proud to be part of it."

Before landing with the Jets, Ryan spent 10 seasons in Baltimore. From 1999-2008 the Ravens ranked first in the NFL for fewest points allowed (17.1 per game), fewest rushing yards allowed (87.3 per game), most shutouts (9), most takeaways (337), most interceptions (212), most interceptions returned for touchdowns (29) and third-down conversion defense (33.9 percent). They also ranked second in total defense (280.7 yards per game) and fourth in sacks (416) in that span.

Ryan began his Baltimore career as the defensive line coach for Brian Billick in 1999, when the Ravens' defense finished second in the NFL in total defense and second against the run. In 2000, that defense allowed the fewest points in a 16-game season in NFL history (165) en route to winning Super Bowl XXXV.

Ryan was promoted to coordinator in 2005. During his four seasons in that role, the Ravens finished fifth (2005), first (2006), sixth (2007) and second (2008) in total defense in the NFL. In 2006, the defense allowed only 201 points and 264 yards per game and Ryan was named NFL Assistant Coach of the Year by *Pro Football Weekly* and the Pro Football Writers Association.

In 2008, new Baltimore head coach John Harbaugh named Ryan assistant head coach/defensive coordinator. The Ravens' defense that season led the league with 34 takeaways, 26 interceptions, a 60.6 opponents' passer rating and four rushing TDs allowed.

Before joining the Ravens, Ryan was a defensive coordinator at the collegiate level at Oklahoma (1998) and Cincinnati (1996-97). His first NFL coaching stint was with Arizona under his father, Buddy Ryan, when he oversaw the Cardinals' defensive line in 1994 and linebackers in 1995 (on the same staff with his twin brother, Rob, now the Cleveland Browns' defensive coordinator). Rex also coached at Morehead State (1990-93), New Mexico Highlands (1989) and Eastern Kentucky (1987-88).

Before Ryan became a coach himself, he had a chance to see one of the best defenses in NFL history up close, watching his father coach the 1985 Chicago Bears. He was a ballboy for those Bears teams early in his father's tenure as the defensive coordinator.

He was off in college during that 1985 season, but was on the sidelines during Super Bowl XX, when the Bears finished their 18-1 run with a 46-10 victory over New England and Buddy was carried off on his defenders' shoulders.

Ryan, 47, graduated from Stevenson High School in Prairie View, IL, and played football at SW Oklahoma State. He earned his bachelor's degree and his master's degree in physical education at Eastern Kentucky in 1988.

Ryan was born in Ardmore, OK. He and his wife, Michelle, have two sons, Payton, named after Walter Payton, and Seth.

REX RYAN'S COACHING CAREER (NFL – 13 seasons; College – 10 seasons)

- 1987-88: Eastern Kentucky (Head Coach Roy Kidd)
 - Defensive Ends
- 1989: New Mexico Highlands (Head Coach George Martinez)
 - Assistant Head Coach/Defensive Coordinator
- 1990-93: Morehead State (Head Coach Cole Proctor)
 - Defensive Coordinator
- 1994-95: Arizona Cardinals (Head Coach Buddy Ryan)
 - 1994, Defensive Line
 - 1995, Linebackers
- 1996-97: Cincinnati (Head Coach Rick Minter)
 - Defensive Coordinator
- 1998: Oklahoma (Head Coach John Blake)
 - Defensive Coordinator
- 1999-08: Baltimore Ravens (Head Coach Brian Billick 1999-07; John Harbaugh 2008)
 - 1999-2004, Defensive Line
 - 2005-07, Defensive Coordinator
 - 2008, Assistant Head Coach/Defensive Coordinator
- 2009-: New York Jets
 - Head Coach





MIKE PETTINE

DEFENSIVE COORDINATOR
VIRGINIA/DOYLESTOWN, PA

EXPERIENCE:
NFL: 9TH / Jets: 2ND

- ◇ In his first season as a defensive coordinator in the NFL, Mike Pettine installed a completely new defense and fielded a unit that ranked first in points allowed, total defense and pass defense.
- ◇ Under Coach Pettine CB Darrelle Revis recorded what Coach Ryan referred to as: "...the best year a corner has ever had (and) the most impact a corner has ever had in the National Football League. That's my opinion." Revis earned first-team honors on every recognized team for his performance in 2009. LB David Harris also excelled under Pettine and earned second-team All Pro honors after leading the NFL's number one defense with 142 tackles, 5.5 sacks, two interceptions, three passes defended and two forced fumbles.
- ◇ Pettine's background in football is similar to Coach Ryan's background. While Rex learned from his legendary coaching father, Buddy, Pettine's coaching roots trace to his father, Mike, Sr., the head coach for 33 years at Central Bucks West HS in Doylestown, PA. Pettine played for his dad before graduating in 1984, and assisted him for five seasons (1988-92). When Mike Sr. retired as a head coach after the 1999 season, he was the winningest coach in the history of Pennsylvania High School football with a career record of 326-42-4.
- ◇ Pettine spent the previous four seasons coaching the outside linebackers for the Baltimore Ravens and was a part of the Ravens organization from 2002 to 2008. During his four seasons as the outside linebackers coach, the Ravens defense finished fifth (2005), first (2006), sixth (2007) and second (2008) in the NFL. In 2006, the defense allowed only 201 points and 264 yards per game.
- ◇ The Ravens 2008 defense allowed 261.1 yards per game, finishing second overall in the NFL. The 2008 Ravens allowed 244 points, third-fewest in the NFL, and led the NFL with 34 takeaways, 26 interceptions and a league-low 60.6 opponents' passer rating. Baltimore also yielded a league-low four rushing touchdowns.
- ◇ As the Ravens outside linebackers coach, Terrell Suggs, Adalius Thomas and Jarret Johnson are among the players he tutored on a defensive unit that had always been among the stingiest in the NFL.
- ◇ Before he was promoted to OLB coach in 2005, Pettine assisted Ryan in 2004 coaching the defensive line. In 2002-03, Pettine used his computer expertise to help develop

playbooks, scouting reports and video analysis for the defensive coaches. Through the years he has produced innovative coaching programs that utilize football video to develop playbooks and analyze game video.

- ◇ Before entering the NFL, Pettine was the head coach at North Penn HS in Towamencin Township, PA, a suburb of Philadelphia. Pettine's 1999 team was featured in the ESPN documentary, "The Season." That team went 11-2, with the only two losses to his father's Central Bucks (CB) West team, which won the state title in his father's final season as a head coach.
- ◇ Pettine's teams won 45 games in five seasons at North Penn. He was also the head coach at William Tennent HS in Warminster, PA for two seasons, leading that team to a school-record nine wins in 1996.

CAREER HIGHLIGHTS

- ◇ Pettine played free safety at Virginia under Head Coach George Welsh and was a two-year letterman (1986-87). He led the team in interceptions in 1986, including a school-record three in one contest vs. North Carolina State.
- ◇ He was an All-State quarterback and defensive back at CB West.

OFF THE FIELD

- ◇ Mike has three children, Megan, Ryan and Katie.
- ◇ Graduated from the University of Virginia with a degree in Economics.

MIKE PETTINE'S FOOTBALL CAREER

Years	Team/School	Position
1984-87	Virginia	DB/QB (player)
1988-92	CB West HS	Assistant Coach
1993-94	University of Pittsburgh	Defensive GA
1995-96	W. Tennent HS	Head Coach
1997-2001	North Penn HS	Head Coach
2002	Baltimore Ravens	Coaching and Video Assistant
2003	Baltimore Ravens	Coaching Assistant/Quality Control
2004	Baltimore Ravens	Defensive Assistant
2005-08	Baltimore Ravens	OLB Coach
2009-	New York Jets	Defensive Coordinator



BRIAN SCHOTTENHEIMER

OFFENSIVE COORDINATOR
FLORIDA/OVERLAND PARK, KS

EXPERIENCE:
NFL: 12TH / Jets: 5TH

◇ In 2009, while tutoring rookie QB Mark Sanchez, Brian Schottenheimer coordinated an offense that rushed for a franchise record 2,756 yards, led the NFL with 172.3 yards per game and scored 21 touchdowns (tied for 3rd most in franchise history). The running game was powered by an offensive line that has started 35 (32 regular season, 3 postseason) consecutive games, the longest active streak in the NFL: LT D'Brickshaw Ferguson, LG Alan Faneca, C Nick Mangold, RG Brandon Moore and RT Damien Woody. Three of those players: Ferguson, Faneca and Mangold earned Pro Bowl honors for the unit's efforts throughout the season.

◇ Has a wide range of experience working with quarterbacks in various points of their careers: Mark Sanchez (rookie), Philip Rivers (first and second seasons), Drew Brees (second thru fifth seasons), Chad Pennington (seventh and eighth seasons) and Brett Favre (18th season).

◇ He was retained by Head Coach Rex Ryan as the offensive coordinator after one of the best offensive seasons in franchise history. He was originally named the Jets' offensive coordinator, 1/30/06, coming to the Jets after serving as quarterbacks coach for the San Diego Chargers for four seasons (2002-05). Schottenheimer's offensive scheme features multiple sets and flexibility, as well as a no-huddle component.

◇ After acquiring Brett Favre, 8/6/08, the 2008 Jets scored 405 points, only the third time in franchise history that they reached 400 points, and their 42 offensive touchdowns were their most since 1998. The offense ranked 16th in the NFL in total yards and ninth in rushing yards, both rankings were the team's highest since 2004. The running game, led by Pro Bowler Thomas Jones (AFC-leading 1,312 rushing yards, team-record 13 rushing touchdowns) and Leon Washington (448 rushing yards, six rushing touchdowns), averaged 4.75 yards per carry, fifth in the league and the best season mark in franchise history.

◇ In 2007, his offense produced a 1,000-yard rusher in Jones (1,119) and 1,000-yard receiver in Jericho Cotchery (1,130).

◇ In 2006, Chad Pennington completed 65 percent of his passes for a career-best 3,352 yards, winning NFL Comeback Player of the Year, while Cotchery (82-961-6) and Laveranues Coles (91-1,098-6) combined for the most catches by any receiver tandem in Jets franchise history.

◇ At San Diego, he was instrumental in the development of Chargers' quarterback Drew Brees. Under his tutelage in 2004, Brees won NFL Comeback Player of the Year and

earned a Pro Bowl berth when he threw 27 touchdown passes and completed over 65 percent of his passes.

◇ Prior to his stint in San Diego, worked for his father, Marty, in Washington and Kansas City.

◇ Gained two years of coaching experience at the collegiate level, tutoring tight ends at Southern California in 2000 and wide receivers at Syracuse in 1999.

◇ Made his NFL coaching debut in 1997 as an offensive assistant for the St. Louis Rams.

CAREER HIGHLIGHTS

◇ Was a three-year letterman QB at the University of Florida under Steve Spurrier, serving as backup to Heisman Trophy winner Danny Wuerffel during the Gators' 1996 National Championship season. College statistics: 25-of-38 passing (65.8%), 290 yards, two touchdowns, ran for one additional touchdown.

◇ Quarterbacked Blue Valley HS in Stilwell, KS to the 1991 Kansas 5A state football championship as a senior while earning All-State first team and All-American honorable mention honors, throwing for 2,586 yards and 26 touchdowns in his prep career.

OFF THE FIELD

◇ Born in Denver, CO, graduated from Blue Valley High School in Overland Park, KS.

◇ Wife, Gemmi. One son, Sutton, and one daughter, Savannah.

◇ Attended Kansas but then transferred to Florida, where he earned a degree in sports management in 1997.

◇ Brian is the son of former Chargers, Redskins, Chiefs and Browns Head Coach Marty Schottenheimer and nephew of veteran NFL coach Kurt Schottenheimer.

◇ Diagnosed in 2004 with thyroid cancer and underwent surgery to remove thyroid gland...Takes thyroid medicine daily.

BRIAN SCHOTTENHEIMER'S FOOTBALL CAREER

Years	Team/School	Position
1992	Kansas	Quarterback (player)
1993-96	Florida	Quarterback (player)
1997	St. Louis Rams	Offensive Assistant
1998	Kansas City Chiefs	Offensive Assistant
1999	Syracuse University	Wide Receivers
2000	Southern California	Tight Ends
2001	Washington Redskins	Quarterbacks
2002-05	San Diego Chargers	Quarterbacks
2006-	New York Jets	Offensive Coordinator



MIKE WESTHOFF

SPECIAL TEAMS COORDINATOR
WICHITA STATE/PITTSBURGH, PA

EXPERIENCE:
NFL: 28TH / Jets: 10TH

- ◇ Mike Westhoff begins his 10th season in charge of the Jets special teams...Since joining the Jets in 2001, Westhoff's units have annually ranked among the top units across the board in overall special teams rankings.
- ◇ The Jets 12 kickoff returns for touchdowns from 2001-09 under Westhoff are the most in the NFL in that time span...CLE is second with 10, followed by NE and CHI with eight.
- ◇ Under Westhoff, the Jets special teams units have blocked five punts since 2001, four of which the Jets have recovered and returned for touchdowns.
- ◇ Six different players have returned kickoffs for touchdowns under Westhoff: Chad Morton (2), Jonathan Carter (1), Jerricho Cotchery (1), Justin Miller (3), Brad Smith (1) and Leon Washington (4). Smith's return in 2009 of 106 yards set the franchise record for longest touchdown scored.
- ◇ Washington was elected to the Pro Bowl in 2008 after finishing sixth in the AFC in kick returns (25.6) and seventh in the AFC in punt returns (10.4) as the Jets finished fourth-best in the NFL in average kickoff drive start (29.6 yard line).
- ◇ Miller was elected to the Pro Bowl in 2006, averaging 28.3 yards per return and taking back two kicks for touchdowns.
- ◇ Punt coverage unit did not allow a return over 18 yards in 2006...In 2004, the team's punt coverage unit was tied for fourth in the NFL in yards allowed per return, allowing opponents just 6.5 yards per return...In 2003, the highly-regarded Jets special teams finished second in the NFL in kickoff return average (24.4) and fourth in average start (31.6) and gross punting average (36.9).
- ◇ During his first two seasons (2001-02), kickoff coverage and kickoff return units combined to rank first in the NFL...In 2002, return teams scored four touchdowns, two each on punts and kickoffs and placed first in punt return average (16.0) in the NFL...Punt return unit was the only unit in the NFL to have 10 returns over 20 yards, while his punt coverage team was the only in the NFL not to allow a return of 20 yards or more in 2002...In 2001, special teams units earned a combined starting field position ranked first in the NFL (kickoff coverage ranked fifth in average kickoff drive start — 26.6 yard line; kickoff returns ranked second in average kickoff drive start — 31.2 yard line)...Also blocked two punts and returned both for touchdowns.
- ◇ Came to the Jets after 15 years with the Miami Dolphins. Cited in a vote by his peers as the "NFL Special Teams Coach of the Year" for his work during the 2000 season.

- ◇ From 1996-99, Miami produced the top-ranked punt and kickoff coverage units.
- ◇ Began his coaching career as a graduate assistant at Indiana University, where he also earned his Masters degree in educational psychology in 1974.
- ◇ Coached in college at Indiana, Dayton, Indiana State, Northwestern and TCU.

CAREER HIGHLIGHTS

- ◇ Began his collegiate playing career at Wyoming in 1965, where he was a starting outside linebacker as a freshman for the Cowboys.
- ◇ Transferred to Wichita State where he started for three years at both center and linebacker.
- ◇ Voted team MVP as a junior and served as team captain as a senior before graduating in 1970 with a history degree.

OFF THE FIELD

- ◇ In 1989, the Dolphins' players honored Westhoff's dedication and courage by awarding him the NFL's Ed Block Courage Award as he battled bone cancer. Despite the treatments he endured, he continued to coach full time.
- ◇ Inducted into the Western Chapter of the Pennsylvania Sports Hall of Fame in 2000.
- ◇ Son, John, played football at the University of Pennsylvania and is attending law school at Indiana University...John and his wife, Elise, live in Indianapolis.

MIKE WESTHOFF'S FOOTBALL CAREER

Years	Team/School	Position
1965	Wyoming	Linebacker
1967-69	Wichita State	Center/Linebacker
1974	Indiana	Graduate Assistant
1975	Indiana	Freshman Coach
1976	Dayton	Offensive Line
1977	Indiana State	Defensive Line/Linebackers
1978-80	Northwestern	Offensive Line
1981	TCU	Offensive Line
1982-84	Baltimore/Ind. Colts	Offensive Line/Tight Ends/ Special Teams
1985	Arizona Outlaws (USFL)	Offensive Line
1986-2000	Miami Dolphins	Special Teams
2001-2003	New York Jets	Special Teams Coordinator
2004-2005	New York Jets	Assistant Head Coach/ Special Teams Coordinator
2006-	New York Jets	Special Teams Coordinator



BILL CALLAHAN

ASSISTANT HEAD COACH/OFFENSIVE LINE
ILLINOIS BENEDICTINE/CHICAGO, IL

EXPERIENCE:
NFL: 12TH / Jets: 3RD

- ◇ In two seasons with the Jets, Coach Callahan has coached three players to five Pro Bowl appearances (Alan Faneca-2, Nick Mangold-2 and D'Brickashaw Ferguson-1) and one player to AP All-Pro honors (Nick Mangold - 2009)...In 2009, with the help of his schemes in the running game the Jets set a new franchise record and led the NFL with 2,756 rushing yards in 2009...The Jets rushing attack recorded two 300-yard games, while registering 175-or-more yards seven times during the season.
- ◇ In his first season with the Jets in 2008, the improved Jets running attack averaged 4.7 yards per carry, ninth in the NFL, and featured the AFC rushing champion, Pro Bowler Thomas Jones, who ran for 1,312 yards and scored a team-record 13 rushing touchdowns (up from one in 2007)...The offensive line also improved in pass protection, limiting defenses to 30 sacks, down from 53 sacks allowed in 2007.
- ◇ Joined the Jets in 2007 after leading Nebraska to a Big 12 Conference Championship game appearance (2006) and two Bowl appearances in four seasons (27-22).
- ◇ Served as the head coach for the Oakland Raiders for two seasons (2002-03), logging a 15-17 regular season record and a 2-1 postseason mark.
- ◇ In his first season as a head coach on any level, led the Raiders to an 11-5 record, an AFC West title and a berth in Super Bowl XXXVII. The trip to the Super Bowl made Callahan only the fourth first-year head coach to lead a team to the Super Bowl in NFL history.
- ◇ Oakland led the NFL in passing and set new team records for total offensive yards (6,237), first downs (366), first downs passing (226), passes attempted (619), passes completed (418), passing yards (4,689) and highest completion percentage (67.5). His offense also ranked second in the NFL in points scored with 450 points (28.1 per game). As a result of his accomplishments, he was named Coach of the Year by the Columbus (OH) Touchdown Club and Rookie Coach of the Year by Football Digest.
- ◇ In a three-season span, all with Callahan as either the offensive coordinator or head coach, the Raiders went from leading the NFL in rushing, with 154.4 yards per game in 2000 to leading the league in passing, averaging 293.1 yards per game.
- ◇ He directed an offense in 2000 that set a Raider single-season record in fewest sacks allowed with 28, only to set a new record the next season, allowing just 27 sacks.

- ◇ In 1999, Oakland ranked third in the NFL in rushing yards and fifth in total offense. From 1999 through 2002, Oakland Raiders' offensive players earned 12 Pro Bowl appearances.
- ◇ Before joining the Raiders, Callahan coached the offensive line for the Philadelphia Eagles from 1995-97. His unit helped the Eagles rank second in the NFC in passing, fifth in rushing and third in total offense in 1997. In 1996, the Eagles led the conference in passing, ranked second in rushing and led the NFC in total offense. In 1995, the Eagles placed fourth in the league in rushing.

CAREER HIGHLIGHTS

- ◇ Callahan started at quarterback for three seasons (1975-77) at Illinois Benedictine (Lisle, IL) where he earned honorable-mention All-America honors in 1976 and 1977.

OFF THE FIELD

- ◇ Born in Chicago, IL, attended Mendel Catholic HS.
- ◇ Wife, Valerie. Four children: Daughters, Cathryn and Jaclyn. Sons, Brian and Daniel.
- ◇ Graduated from Illinois Benedictine with a B.A. in Physical Education in 1978.

BILL CALLAHAN'S FOOTBALL CAREER

Years	Team/School	Position
1975-77	Illinois Benedictine	Quarterback (player)
1980-81	Illinois	Associate Coach/Offense
1982-83	Illinois	Special Teams, Tight Ends
1984-85	Illinois	Offensive Line
1986	Illinois	Quarterbacks
1987-88	Northern Arizona	Offensive Line
1989	Southern Illinois	Offensive Coordinator
1990-94	Wisconsin	Offensive Line
1995-97	Philadelphia Eagles	Offensive Line
1998	Oakland Raiders	Offensive Coordinator/Tight Ends
1999-2001	Oakland Raiders	Offensive Coordinator/Off. Line
2002-03	Oakland Raiders	Head Coach
2004-07	Nebraska	Head Coach
2008-	New York Jets	Assistant Head Coach/Off. Line



SAL ALOSI

HEAD STRENGTH & CONDITIONING

HOFSTRA/MASSAPEQUA, NY

EXPERIENCE:

NFL: 9TH / Jets: 8TH

- ◇ Sal Alosi begins his fourth season as the head strength and conditioning coach with the Jets. Alosi has implemented a unique and comprehensive approach to the Jets program which encompasses multiple training disciplines geared towards increasing sports performance and maximizing each player's preparedness level. Additionally, he works closely with head athletic trainer John Mellody on all secondary rehabilitation programs for Jets players.
- ◇ Returned to the Jets after spending the 2006 season directing the strength & conditioning program for the Atlanta Falcons
- ◇ In 2003, he was hired full time by the Jets as the assistant strength & conditioning coach.
- ◇ Entered the NFL as an intern with the Jets in 2002 working under former Jets' Strength & Conditioning Coach John Lott, who is now with the Arizona Cardinals.
- ◇ Alosi was an assistant on the strength & conditioning staff at Hofstra University in 2001, when Hofstra won its first Atlantic 10 Conference football title, advancing to the Division 1-AA playoffs for the third consecutive year.

CAREER HIGHLIGHTS

- ◇ Played four years for the Hofstra Pride at linebacker, where he earned two Division I-AA quarterfinal playoff appearances (1999, 2000) and led the team in tackles his senior year.

OFF THE FIELD

- ◇ Earned Bachelor's Degree in Exercise Science from Hofstra.
- ◇ Raised in Massapequa, NY on Long Island.
- ◇ Younger brother, Pete, is currently the assistant strength & conditioning coach with the Arizona Cardinals.
- ◇ Wife, Michele
- ◇ Son, Sal Brian.

SAL ALOSI'S FOOTBALL CAREER

Years	Team/School	Position
1996-00	Hofstra University	Linebacker
2001	Hofstra University	Asst. Strength & Conditioning
2002-05	New York Jets	Asst. Strength & Conditioning
2006	Atlanta Falcons	Head Strength & Conditioning
2007-	New York Jets	Head Strength & Conditioning



MIKE BLOOMGREN

ASSISTANT OFFENSIVE COORDINATOR

FLORIDA STATE/TALLAHASSEE, FL

EXPERIENCE:

NFL: 4TH / Jets: 4TH

- ◇ Mike Bloomgren was promoted to assistant offensive coordinator after serving as offensive assistant for a season and quality control – offense for two seasons.
- ◇ Joined the Jets after serving as the offensive coordinator at Delta State University (Mississippi) where his Statesmen passed for over 7,500 yards in two seasons and advanced to the semifinals of the NCAA Division II Playoffs in 2006.
- ◇ Before Delta State, held the role of co-offensive coordinator at Catawba College (NC) and led the Indians to the SAC Championship in 2003 and to the NCAA Division II playoffs in 2002 and 2004.
- ◇ While at Alabama, Bloomgren worked under both Mike Dubose as a defensive GA and Dennis Franchione as a GA on the offensive line where they won the SEC in 1999.
- ◇ Started his coaching career as an undergraduate assistant for Bobby Bowden at Florida State, where he was a part of two ACC Championships (1997-98).

CAREER HIGHLIGHTS

- ◇ Prior to his coaching career, played tight end at Culver-Stockton College.

OFF THE FIELD

- ◇ In 1999, Bloomgren graduated Magna Cum Laude with a Bachelor's in Sports Management from Florida State.
- ◇ In 2001, earned a Masters in Higher Education at Alabama.
- ◇ Wife, Lara; two sons: Tyler Scott (4), and Parker William (1).

MIKE BLOOMGREN'S FOOTBALL CAREER

Years	Team/School	Position
1996	Culver-Stockton College	Tight End (player)
1997-98	Florida State University	Undergraduate Coach
1999-2000	University of Alabama	Defensive GA
2001	University of Alabama	Offensive Line GA
2002-04	Catawba College	Co-Offensive Coordinator
2005-06	Delta State University	Offensive Coordinator
2007-08	New York Jets	Quality Control – Offense
2009	New York Jets	Offensive Assistant
2010	New York Jets	Asst. Offensive Coordinator



MARK CARRIER

DEFENSIVE LINE

SOUTHERN CALIFORNIA/LAKE CHARLES, LA

EXPERIENCE:

NFL: 16TH / Jets: 1ST

- ◇ Carrier joins the Jets as the defensive line coach after tutoring the Baltimore Ravens defensive backs for four seasons where he helped the club record 93 interceptions, the second most during that time span. In 2009, the Ravens allowed opponents to score 27 touchdowns (8 rushing & 17 receiving), the second fewest in the NFL.
- ◇ Led by five-time Pro Bowl safety Ed Reed's NFL-high nine INTs in 2008, Baltimore's defense ranked second against the pass. Under Carrier's direction S Ed Reed was voted to his fifth Pro Bowl and was the NFL's only unanimous All-Pro selection...Reed stole an NFL-high nine picks, returning one an NFL-record 107 yards for a TD. The Ravens defense returned five INTs for TDs (second to GB's six), tying a team record ('04 and '06).
- ◇ In 2007, Reed earned his fourth Pro Bowl nod after leading the team with seven INTs...S Dawan Landry started every game, posting 91 tackles, one sack and seven PD...CB Corey Ivy subbed for a number of injured DBs and started 13 games, contributing 63 tackles, three sacks, one INT, 16 PD, one FF and one FR.
- ◇ He coached three seasons on the high school and college levels before joining the Ravens staff in 2006.
- ◇ He earned two more Pro Bowl selections (91 & 93) during his professional career.
- ◇ Received the Joe Schmidt Leadership Award twice (99 & 98) while with Detroit, and was also selected as the top FS by Sports Illustrated in 1998.
- ◇ In three seasons at USC, he recorded 13 INT, 336 tackles, six FR, one FF, 34 PD and one sack.
- ◇ Won the Jim Thorpe Award, given annually to the premier defensive back in college football, and earned first-team all-America by Sporting News, Football News, Associated Press and Walter Camp as a junior...Also earn every all-Pac Ten list.

OFF THE FIELD

- ◇ He and his wife, Andrea, have a son Mac and a daughter, Lexi.
- ◇ Earned a B.A. in communications in 1993.
- ◇ Established MacKids Foundation in honor of his son, Mac, to raise money for a number of causes, such as disaster and Red Cross relief.
- ◇ In 2001, he began a career as a full-time sports commentator with various radio and TV outlets, including serving as a co-host of the pre- and post-game shows for the USC Football Radio Network.
- ◇ During his football career, Carrier twice served as an on-air personality for television stations (WGN-TV and WKBD-TV) in season.

CAREER HIGHLIGHTS

- ◇ Carrier was selected sixth overall by the Chicago Bears in the 1990 NFL Draft and played 11 seasons for three teams (CHI, DET, WAS).
- ◇ Earned NFL Defensive Rookie of the Year and his first Pro Bowl appearance in 1990 when he recorded 10 INT, 122 tackles, 20 PD and five FF. In his career He played in 108 consecutive games to begin his career before missing his first game due to injury. He finished his career with 32 INT, 111 PD, 16 FF, eight FR and 556 tackles in 168 games played.

MARK CARRIER'S FOOTBALL CAREER

Years	Team/School	Position
1987-89	USC	Safety (player)
1990-96	Chicago Bears	Safety (player)
1997-99	Detroit Lions	Safety (player)
2000	Washington Redskins	Safety (player)
2003	Brophy College Prep	Secondary
2004-05	Arizona State	Cornerbacks
2006-09	Baltimore Ravens	Defensive Backs



MATT CAVANAUGH

QUARTERBACKS

PITTSBURGH/YOUNGSTOWN, OH

EXPERIENCE:

NFL: 27TH / Jets: 2ND

◇ Under the tutelage of Cavanaugh, Mark Sanchez became the first Jets rookie quarterback to open a season as the club's starter. In Sanchez's debut, he became the fourth rookie quarterback since the merger in 1970 to win his opening day start on the road. In that contest he completed 18-of-31 passes for 272 yards, one touchdown and one interception for a passer rating of 84.3.

◇ Cavanaugh joined the Jets after four seasons as the offensive coordinator and quarterbacks coach at the University of Pittsburgh. In 2007, The Sporting News named Cavanaugh the top offensive coordinator in the Big East as Pitt produced their first 1,000-yard rusher in seven years (LeSean McCoy, 1,328 yards). In 2006, Pitt's scoring average of nearly 32 points per game that season was its highest in 25 years.

◇ Cavanaugh last coached in the NFL as the offensive coordinator for the Ravens (1999-2004), where he was on the same staff as Jets Head Coach Rex Ryan. The Ravens won Super Bowl XXXV after the 2000 season when the offense featured a rushing attack that produced a franchise-record 2,199 yards.

◇ Offensive coordinator for the Bears (1997-98) and quarterbacks coach for the 49ers (1996) and Cardinals (1994-95).

◇ Began coaching career as Pitt tight ends coach in 1993 for Johnny Majors.

CAREER HIGHLIGHTS

◇ A second-round selection of the Patriots in 1978, he spent five seasons (1978-82) with NE before stints with the 49ers (1983-85), Eagles (1986-89) and Giants (1990-91). Threw for 4,332 yards and 28 touchdowns in his career.

◇ Earned two Super Bowl rings as a player, as a backup quarterback for the Giants (XXV) and the 49ers (XIX).

◇ Starting quarterback for Pitt's 1976 National Championship, capping the season with an MVP performance in the Sugar Bowl, leading Pittsburgh to a 27-3 victory over Georgia and appearing on the cover of Sports Illustrated, 1/10/77.

◇ Earned All-America status in 1977 and threw for 3,378 passing yards in his collegiate career.

OFF THE FIELD

◇ Cavanaugh earned his Bachelor's degree from Pitt in administration of justice.

◇ Wife, Maria.

◇ Three children: Amy, Andrew and Mollie.

MATT CAVANAUGH'S FOOTBALL CAREER

Years	Team/School	Position
1974-77	University of Pittsburgh	Quarterback (player)
1978-82	New England Patriots	Quarterback (player)
1983-85	San Francisco 49ers	Quarterback (player)
1986-89	Philadelphia Eagles	Quarterback (player)
1990-91	New York Giants	Quarterback (player)
1993	University of Pittsburgh	Tight Ends
1994-95	Arizona Cardinals	Quarterbacks
1996	San Francisco 49ers	Quarterbacks
1997-98	Chicago Bears	Offensive Coordinator
1999-2004	Baltimore Ravens	Offensive Coordinator
2005-08	University of Pittsburgh	Offensive Coordinator/QB
2009-	New York Jets	Quarterbacks



MIKE DEVLIN

TIGHT ENDS/ASSISTANT OFFENSIVE LINE
IOWA/BLACKSBURG, VA

EXPERIENCE:
NFL: 16TH / Jets: 5TH

- ◇ Mike Devlin begins his fifth year on the Jets staff.
- ◇ Joined the Jets after two seasons as the offensive line coach for the University of Toledo (2004-05). In 2005, his line plowed the way for the 11th-ranked offense in the country (459.2 yards/game) as T Nick Kaczur developed into a third-round draft pick (2005) of the Patriots.
- ◇ Began his coaching career as the offensive quality control coach for the Arizona Cardinals in 2000 before being promoted to assistant offensive line coach in 2001.

CAREER HIGHLIGHTS

- ◇ Selected in the fifth round of the 1993 NFL draft by the Buffalo Bills.
- ◇ Played in 101 regular season games over seven seasons, from 1993-95 with the Bills and from 1996-99 with the Cardinals.
- ◇ Appeared in Super Bowl XXVIII with the Bills.
- ◇ Earned All-America honors at the University of Iowa and was a semifinalist for the Outland Trophy as the nation's top interior lineman in 1992.

- ◇ Named Big Ten Offensive Lineman of the Year in 1992 in addition to being tabbed Big Ten MVP by the Chicago Tribune.
- ◇ Earned All-America honors at Cherokee HS in Marlton, NJ, before matriculating to Iowa.

OFF THE FIELD

- ◇ Wife, Julie; four children: sons Zachary and Matthew, and daughters, Hallie and Carlie.

MIKE DEVLIN'S FOOTBALL CAREER

Years	Team/School	Position
1989-92	Iowa	Offensive Line (player)
1993-95	Buffalo Bills	Offensive Line (player)
1996-99	Arizona Cardinals	Offensive Line (player)
2000	Arizona Cardinals	Offensive Quality Control
2001-03	Arizona Cardinals	Assistant Offensive Line
2004-05	Toledo	Offensive Line
2006	New York Jets	Tight Ends/Asst. Offensive Line
2007	New York Jets	Offensive Line
2008-	New York Jets	Tight Ends/Asst. Offensive Line

LONGEST TOUCHDOWN PASSES - FRANCHISE HISTORY - POSTSEASON

Yards	Quarterback-Receiver	Opp	Date
80	M. Sanchez-B. Edwards	at IND	1/24/10
77	C. Pennington-J. Cotchery	at NE	1/7/07
56	C. Pennington-R. Anderson	IND	1/4/03
47	C. Pennington-S. Moss	at SD	1/8/05
45	B. Smith-J. Cotchery	at IND	1/24/10
45	M. Sanchez-D.Keller	at CIN	1/9/10



HENRY ELLARD

WIDE RECEIVERS

FRESNO STATE/FRESNO, CA

EXPERIENCE:

NFL: 26TH / Jets: 2ND

- ◇ In Henry Ellard's first season with the Jets, he coached a unit that recorded 64% of the club's receptions. Additionally, he integrated mid-season acquisition, WR Braylon Edwards with starting WR Jerricho Cotchery. Cotchery and Edwards finished the season with a combined 92 receptions for 1,362 yards and seven of the team's nine TD receptions. The team's 12.4 yards per catch average ranked third in the AFC behind only SD (13.3) and PIT (12.8).
- ◇ Joined the Jets after eight seasons as an offensive assistant (2001-02) and then the wide receivers coach (2003-08) with the Rams. Under Ellard's tutelage, Torry Holt posted seven consecutive 1,000-yard seasons and reached 11,000 yards in 131 games, fastest in NFL history.
- ◇ Coached at his alma mater, Fresno State, in 2000.
- ◇ Began his football coaching career an assistant coach at Southern California Christian HS in 1999.

CAREER HIGHLIGHTS

- ◇ Ellard, a second-round draft choice (32nd overall) of the Los Angeles Rams in 1983.
- ◇ Finished his 16-year NFL career with 814 receptions, 13,777 yards and 65 TD for the Rams, Redskins and Patriots.
- ◇ Tied for 19th in NFL history in receptions (Keyshawn Johnson) and eighth all-time in receiving yards. His 16.9 yards per-catch average is second in NFL history for all players in the top 20 of receiving yards.
- ◇ Three-time Pro Bowler who led the NFC in punt return average in 1984 (13.4, 2 TD) and 1985 (13.5).
- ◇ In 1988, he led the NFC in receptions (86) and led the NFL in receiving yards (1,414).

- ◇ Ellard set a then-NCAA record with 1,510 receiving yards (62 receptions, 24.4 yards per catch) in 1982 at Fresno State and won conference Player of the Year.
- ◇ Still holds FSU record for receiving touchdowns (25 – tied with Bernard Berrian and Charlie Jones), touchdown receptions in a season (15 in 1982), consecutive games with a touchdown catch (8 in 1982) and consecutive games with a reception (34). Fourth in career receiving yards (2,947), all-purpose yards (4,152) and eighth in receptions (138).

OFF THE FIELD

- ◇ Graduated from Hoover HS where he competed in both football and track.
- ◇ Wife, Lillian.
- ◇ Daughters: Whitney, Christiana, Alexandria and Adriana
- ◇ Son: Henry Austin Jr.
- ◇ While with the Rams in 1992, Ellard qualified for the Olympic Trials in the triple jump with a high mark of 54'3-1/2".
- ◇ An assistant track-and-field coach at Villa Park (Calif.) HS in 1999-2000.

HENRY ELLARD'S FOOTBALL CAREER

Years	Team/School	Position
1979-82	Fresno State	Wide receiver (player)
1983-93	Los Angeles Rams	Wide receiver (player)
1994-98	Washington Redskins	Wide receiver (player)
1998	New England Patriots	Wide receiver (player)
1999	So. Calif. Christian HS	Assistant Coach
2000	Fresno State	Graduate Assistant
2001-02	St. Louis Rams	Offensive Asst./Wide Receivers
2003-08	St. Louis Rams	Wide Receivers
2009-	New York Jets	Wide Receivers



BEN KOTWICA

ASSISTANT SPECIAL TEAMS

UNITED STATES MILITARY ACADEMY/TINLEY PARK, IL

EXPERIENCE:

NFL: 4TH / Jets: 4TH

- ◆ Ben Kotwica was promoted to assistant special teams coach after two seasons as a quality control coach on defense and special teams.
- ◆ Joined the Jets after two seasons as the defensive coordinator at the U.S. Military Academy Preparatory School, in Monmouth, NJ.
- ◆ In 2000, deployed to Bosnia-Herzegovina for eight months before returning to the states to attend the Aviation Captain Career course. He completed the course in the top 10 percent of his class.
- ◆ In 2002, returned overseas to Camp Page, Korea where he served as the Military Intelligence Officer for six months.

CAREER HIGHLIGHTS

- ◆ Three-year starter at linebacker and captain of the winningest team in Army history, leading the Black Knights to a 10-2 record and the Commander-in-Chief's Trophy in 1996, while playing for current Jets defensive coordinator Bob Sutton. He was 4-0 vs. Navy.
- ◆ In early 2003, he was selected to serve as the Battalion Executive Officer for a unit comprised of more than 300 soldiers, 24 attack helicopters and more than \$400 million worth of equipment.
- ◆ In January 2004, briefly returned to Fort Hood, Texas to serve as the Training Officer for the 1st Calvary Division.

OFF THE FIELD

- ◆ Two months later, deployed to Iraq in support of Operation Iraqi Freedom II, serving as a Combat Attack Helicopter Commander and flying over 1,000 combat hours in support of five maneuver Brigades within the 1st Calvary Division.
- ◆ Missions included convoy security operations; VIP escorts for former President Bush, former Secretary of Defense Donald Rumsfeld and former Secretary of State Condoleezza Rice; search and destroy missions to suppress insurgent activities.
- ◆ In March 2005, returned to Fort Hood, where he decided to depart the military with more than seven years of meritorious service.
- ◆ Kotwica is a decorated officer who spent seven years in the Army after graduating from West Point.
- ◆ Awards include the Army Achievement Medal, the Army Commendation Medal, the Meritorious Service Medal and the Bronze Star.
- ◆ Wife, Christina; three children: daughter, Analyssa, sons, Christian and Brayden.
- ◆ Systems Engineer major who made Dean's List.
- ◆ Commissioned as a 2nd Lieutenant in the Aviation Branch of the Army and was selected to fly the AH-64 Apache Longbow, the world's best attack helicopter.
- ◆ An Attack Helicopter Platoon Leader in support of the 82nd Airborne Division from 1998-2001, where he was responsible for the health and welfare of 20 soldiers.

BEN KOTWICA'S FOOTBALL CAREER

Years	Team/School	Position
1993-96	Army	Linebacker (player)
2005-06	USMA Prep School	Defensive Coordinator
2007-08	New York Jets	Quality Control/Def., Special Teams
2009-	New York Jets	Assistant Special Teams



ANTHONY LYNN

RUNNING BACKS

TEXAS TECH/McKINNEY, TX

EXPERIENCE:

NFL: 16TH / Jets: 2ND

◇ With his knowledge of zone-blocking schemes, Coach Lynn helped the Jets switch running schemes in 2009. The change helped the Jets average a league-leading 172.3 rushing yards per game. Under the direction of Lynn, Thomas Jones recorded the best statistical season of his career, with 1,402 yards and 14 TD on 331 carries. His 14 TD set a Jets single-season record. He also directed Shonn Greene to an NFL postseason leading 304 yards and 2 touchdowns on 54 carries. Greene also recorded the two longest runs in Jets postseason history (53-yards and 39-yards), both touchdowns.

◇ Lynn came to the Jets after spending the previous six years as a running backs coach with the Browns (2007-08), Cowboys (2005-06) and Jaguars (2003-04).

◇ In Cleveland worked with Jamal Lewis, who finished with 1,304 yards rushing in 2007 despite missing two games.

◇ At Dallas, he oversaw the emergence of Julius Jones and Marion Barber III. At Jacksonville, Fred Taylor recorded two of the top four rushing seasons in Jaguars history.

◇ Began his coaching career with the Broncos as an offensive assistant and assistant special teams coach (2000-02).

CAREER HIGHLIGHTS

◇ Made the 1993 Broncos roster and saw action in 13 games but spent 1994 on IR after breaking his leg.

◇ Spent the 1995-96 seasons with the 49ers before three seasons with the Broncos as an H-back, winning back-to-back Super Bowl championships (1997-98)

◇ Ran for 1,911 yards and 17 touchdowns on 481 carries. Earned All-SWC honors as a junior.

OFF THE FIELD

◇ Played high school football at Celina HS in Texas.

◇ Two children: D'Anton (19 – a cornerback at Penn State), and daughter, Danielle (15).

ANTHONY LYNN'S FOOTBALL CAREER

Years	Team/School	Position
1988-91	Texas Tech	Running Back (player)
1993, 97-99	Denver Broncos	Running Back (player)
1995-96	San Francisco 49ers	Running Back (player)
2000-02	Denver Broncos	Offensive Asst./Asst. Spec. Teams
2003-04	Jacksonville Jaguars	Running Backs
2005-06	Dallas Cowboys	Running Backs
2007-08	Cleveland Browns	Running Backs
2009-	New York Jets	Running Backs

LONGEST RUNNING PLAYS - FRANCHISE HISTORY - POSTSEASON

Player	Yds	Opp	Date
1. S. Greene	53t	at SD	1/17/10
2. S. Greene	39t	at CIN	1/9/10
3. F. McNeil	35	at CIN	1/9/83



BOB SUTTON

SENIOR DEFENSIVE ASSISTANT/LINEBACKERS
EASTERN MICHIGAN/JPSILANTI, MI

EXPERIENCE:
NFL: 11TH / Jets: 11TH

- ◇ Bob Sutton's 11 consecutive seasons are the most by a Jets assistant in team history. His 11 total seasons as an assistant tie him with Walt Michaels for service as an assistant with the club. Michaels served as an assistant for 10 consecutive seasons, before leaving the team for three seasons and returning to serve as an assistant for one and the Head Coach for six.
- ◇ In 2009, Sutton's unit served as the foundation to a Jets defense that ranked first in defense, leading the NFL in seven categories...David Harris (142 tackles, 5.5 sacks and 2 INT) and Calvin Pace (67 tackles, 8 sacks, 3 FF) recorded their best statistical seasons under his tutelage.
- ◇ Sutton's 2008 unit was ranked near the top of the NFL in rushing defense (94.9) and yards per rush allowed (3.7), the Jets best statistical showing since 1993...Five defensive touchdowns were a Jets franchise record...Defense registered 41 sacks, seventh in NFL and 30 takeaways were tied for fifth in the NFL.
- ◇ In 2005, coached LB Jonathan Vilma to his first Pro Bowl appearance after he finished with an NFL-leading 187 tackles...Vilma became only the third Jet in Club history to be voted AP NFL Defensive Rookie of the Year after finishing the 2004 season with 118 tackles, two sacks, three pressures and three interceptions.
- ◇ In 2004, fielded three new full-time starting linebackers (Eric Barton, Victor Hobson and Vilma) who combined for 297 tackles, 4.5 sacks, nine passes defended and five interceptions...The Jets defense finished fourth in the NFL in fewest points allowed with 261 and fifth against the run, holding opponents to 97.9 rushing yards per game.
- ◇ In 2001, the Jets were the only team to place three linebackers in the NFL's Top 25 in tackles, with all three starters over 100 tackles...In his first year with the Jets in 2000, he oversaw a Jets' 3-4 defense under Al Groh which was led consistently by play from Marvin Jones' 135 tackles and Mo Lewis' 88 tackles and team-high 10 sacks, which earned Lewis his third consecutive Pro Bowl appearance.
- ◇ Spent nine years as the head coach at Army (1991-99) and achieved remarkable success, including guiding the Cadets to just their fourth Bowl appearance...Nine seasons placed him second in tenure at Army, trailing only legendary Earl "Red" Blaik, who guided the Cadets for 18 seasons...Finished his Army career with a mark of 44-54-1.
- ◇ Rattled off 11 straight victories from 1995-96, the longest winning streak at the school in five decades...Finished as

the nation's top-ranked rushing offense in 1993, '96 and '98, and only once in those years did the Cadets not finish in the top five rushing attacks in the country.

- ◇ In 1996, the Cadets posted one of their finest seasons in history, notching an Army-record 10 victories and earning a spot in the Independence Bowl...His offense set a school record for total offense in a single season, while the defense, led by current Jets assistant special teams coach, Ben Kotwica, was ranked ninth in total defense and sixth in rushing defense...Sutton became the first Army coach to defeat Navy five straight times (1992-96).
- ◇ The 1996 Army team won the Commander-In-Chief's Trophy...His efforts were recognized as he won the Bobby Dodd Coach of the Year Award, making him the first Army coach since Tom Cahill in 1966 to earn the award...One of six finalists for the Bear Bryant Coach of the Year Award, was named the Metropolitan Football Writers Division I Coach of the Year and the GTE Regional Coach of the Year by the AFCA...The Cadets finished the season ranked in the top 25 for the first time since 1985.
- ◇ Served as the running backs' coach at North Carolina State under Monte Kiffin in 1982...Two tours at Western Michigan under Elliott Uzelac (1980-81 and 1975-76), serving first as defensive coordinator and later as offensive coordinator...Defensive coordinator and linebackers' coach at Illinois (1977-79) under Gary Moeller...In 1974, he was the linebackers' coach at Syracuse for Frank Maloney...In 1972-73 Sutton had his first coaching job as a graduate assistant at Michigan for Bo Schembechler.

OFF THE FIELD

- ◇ Wife, Debbie; son, Andrew, daughter, Sarah and granddaughter, Molly.
- ◇ Earned Physical Education degree from Eastern Michigan.

BOB SUTTON'S FOOTBALL CAREER

Years	Team/School	Position
1972-73	Michigan	Graduate Assistant/LB/DB
1974	Syracuse	Linebackers
1975-76	Western Michigan	Defensive Coord./Linebackers
1977-79	Illinois	Defensive Coord./Linebackers
1980-81	Western Michigan	Offensive Coordinator/QB/WR
1982	North Carolina State	Running Backs
1983-90	Army	Defensive Coordinator
1991-99	Army	Head Coach
2000-05	New York Jets	Linebackers
2006-08	New York Jets	Defensive Coordinator
2009-	New York Jets	Sr. Defensive Asst./Linebackers



KYLE THORNE

ASSISTANT STRENGTH AND CONDITIONING
HOFSTRA/TUCSON, AZ

EXPERIENCE:
NFL: 3RD / Jets: 2ND

- ◆ Kyle Thorne joined the New York Jets in February 2009 as assistant strength and conditioning coach.
- ◆ Served as head strength and conditioning coach with Everton FC, an English Premier League soccer club based in Liverpool, England.
- ◆ Served as sports performance coach at Athletes' Performance in Los Angeles (2006-07) and strength and conditioning intern with the San Diego Chargers (2006).

CAREER HIGHLIGHTS

- ◆ Played safety and wide receiver for the Hawai'i Islanders in Arena Football 2 in 2004 and coached and played with the Billings Outlaws in the Indoor Football League in 2005.
- ◆ Played linebacker for Long Beach City College (1998-99) and Hofstra (2000-01).

OFF THE FIELD

- ◆ Graduated from Hofstra in 2002.
- ◆ Earned his Master's degree in physical education from Azusa Pacific University in 2006.

KYLE THORNE'S FOOTBALL CAREER

Years	Team/School	Position
1998-99	Long Beach CC	Linebacker (player)
2000-01	Hofstra	Linebacker (player)
2004	Hawai'i Islanders (AFL2)	LB/WR (player)
2005	Billings Outlaws (indoor)	DB/WR (player & coach)
2006	San Diego Chargers	Strength & Conditioning intern
2008-09	Everton FC	Strength & Conditioning Coach
2009	New York Jets	Asst Strength & Conditioning

O'BRIEN TOPS MARINO - 9.21.86

The Meadowlands, NJ - It's been more than two decades since the Jets downed the Dolphins, 51-45 in overtime, and the numbers are still mind-boggling. Quarterbacks Ken O'Brien and Dan Marino combined to throw for 884 net yards passing, still an NFL record. Wesley Walker's four TD catches are still a Jets' record. Marino threw six TD passes, a mark he never again matched in his Hall of Fame career.

O'Brien (29-43-479 yards, 1 INT and 4 TD passes) culminated his career day with a pair of scoring drives. First, he led the Jets 80 yards in the last 1:04 of regulation, hitting Walker on a 21-yard TD pass as time expired to send the game to OT. Three plays after the Jets won the toss, O'Brien hooked up with Walker again on a 43-yard TD bomb to cap the victory.

Marino on the day: 30-50-448-2 INT-6 TD. Check out these receiving numbers: Walker 6-194-4 TD; Al Toon 7-111; Mark Clayton 8-174-1 TD; Mark Duper 7-154-2 TD.

Dolphins	7	14	17	7	0	-	45
Jets	3	28	0	14	6	-	51

Scoring Summary

1st	NYJ - FG Leahy 32
	MIA - Pruitt 6 pass from Marino (Revez kick)
2nd	NYJ - Hector 1 run (Leahy kick)
	NYJ - Hector 8 run (Leahy kick)
	MIA - Johnson 1 pass from Marino (Revez kick)
	MIA - Duper 13 pass from Marino (Revez kick)
	NYJ - Walker 65 pass from O'Brien (Leahy kick)
	NYJ - Walker 50 pass from O'Brien (Leahy kick)
3rd	MIA - Duper 46 pass from Marino (Revez kick)
	MIA - FG Revez 44
	MIA - Hardy 1 pass from Marino (Revez)
4th	NYJ - Bligen 7 run (Leahy kick)
	MIA - Clayton 4 pass from Marino (Revez kick)
	NYJ - Walker 21 pass from O'Brien (Leahy kick)
OT	NYJ - Walker 43 pass from O'Brien (Leahy kick)



DENNIS THURMAN

DEFENSIVE BACKS

SOUTHERN CALIFORNIA/LOS ANGELES, CA

EXPERIENCE:

NFL: 18TH / Jets: 2ND

- ◇ Dennis Thurman led a secondary that allowed an NFL-best 153.7 yards passing a game and helped the Jets defense finish first in both yards and points allowed in 2009. Thurman, coached CB Darrelle Revis to a season referred to by Head Coach Rex Ryan as "...the best year a corner has ever had (and) the most impact a corner has ever had in the National Football League." In 2009, Revis recorded six INT, 72 tackles and 34 PD. Also, excelling under the instruction of Thurman was S Jim Leonhard. In his first season as a full-time starter Leonhard recorded career-highs in tackles (95), sacks (2.5), PD (7) and FF (1).
- ◇ Spent six years coaching the Ravens secondary (2002-07), four as secondary coach, two as defensive assistant alongside Head Coach Rex Ryan...The team led the NFL with 126 interceptions and 18 interception returns for touchdowns while he was coaching Ed Reed (34 INT, 2002-07), Chris McAlister, Samari Rolle and Deion Sanders, among others.
- ◇ Before coming back to the NFL, he coached the defensive backs at his alma mater, USC, for eight years (1993-2000).
- ◇ Coached defensive backs for the Cardinals (1988-89).
- ◇ Played nine years in the NFL as a cornerback and safety, eight with the Cowboys and one with the Cardinals.
- ◇ Recorded 36 career interceptions (four for touchdowns) and played in Super Bowl XIII for the Cowboys in 1979.
- ◇ A two-time All-American safety at USC who was part of teams that won four Bowl games and the 1974 National Championship. That season he patrolled a defensive backfield that also featured future Hall of Famer Ronnie Lott. Recorded 13 interceptions, returning two for scores.
- ◇ Played quarterback and defensive back at Santa Monica HS on three CIF Division I championship teams that combined to go 39-1-1.

OFF THE FIELD

- ◇ Graduated from USC in 1978.
- ◇ Two daughters, Chelsea and Jade.

CAREER HIGHLIGHTS

- ◇ Selected in the 11th round of the 1978 NFL Draft by the Cowboys.

DENNIS THURMAN'S FOOTBALL CAREER

Years	Team/School	Position
1974-77	USC	Defensive Back (player)
1978-85	Dallas Cowboys	Defensive Back (player)
1986	St. Louis Cardinals	Defensive Back (player)
1988-89	Phoenix Cardinals	Defensive Backs
1992	Ohio Glory (WFLA)	Defensive Coordinator
1993-2000	USC	Defensive Backs
2002-03	Baltimore Ravens	Defensive Assistant
2004-07	Baltimore Ravens	Secondary
2009-	New York Jets	Defensive Backs



JEFF WEEKS

OUTSIDE LINEBACKERS

NORTHWEST OKLAHOMA STATE/BARTESVILLE, OK

EXPERIENCE:

NFL: 3RD / Jets: 2ND

- ◇ Weeks enters his second season with the Jets and his first as the outside linebackers coach. In his new duties he will assist Bob Sutton with the specific task of tutoring the outside linebackers on their assignments and techniques.
- ◇ Comes to the Jets after a year as a defensive assistant with the Raiders under then-Oakland Defensive Coordinator Rob Ryan, Rex Ryan's twin brother.
- ◇ Coached with Rex Ryan in college at Morehead State (1990-91) and at Oklahoma (1998).
- ◇ Also coached collegiately at Texas A&M-Kingsville (2006), Southeastern Oklahoma State (2005), Trinity Valley (Texas) CC (2001-04), Fort Scott (Kansas) CC (2000), Glendale (Arizona) CC (1997) and Phoenix (Arizona) CC (1996).

CAREER HIGHLIGHTS

- ◇ Attended training camp in 1986 as a wide receiver with the Philadelphia Eagles under Head Coach Buddy Ryan.
- ◇ College roommate and teammate of Rex and Rob Ryan at Southwest Oklahoma State before transferring and graduating from Northwest Oklahoma State. All-Oklahoma wide receiver in 1982 at SW Okla. and in 1985 at NW Okla.
- ◇ All-state receiver at College HS in Bartlesville, OK.

OFF THE FIELD

- ◇ Bachelor's degree in health, physical education and recreation from Northwest Oklahoma State.
- ◇ Master's degree in physical education and recreation from Morehead State.
- ◇ One son, Jeffery.

JEFF WEEKS' FOOTBALL CAREER

Years	Team/School	Position
1982-84	SW Oklahoma State	Wide Receiver (player)
1985	NW Oklahoma State	Wide Receiver (player)
1987-88	Western Kentucky	Wide Receivers Coach
1988-89	Bartlesville HS	Assistant Coach
1990-91	Morehead State	Wide Receivers/Special Teams
1992-95	Ellinwood (KS) HS	Head Football Coach
1996	Phoenix CC	Defensive Coordinator
1997	Glendale (AZ) CC	Assistant Coach
1999	University of Oklahoma	Quality Control/Defense
2000	Fort Scott (KS) CC	Defensive Coordinator
2001-04	Trinity Valley (TX) CC	Defensive Coordinator
2005	SE Oklahoma State	Linebackers/Special Teams
2006	Texas A&M-Kingsville	Linebackers/DB/Special Teams
2007	Tuloso-Midway (TX) HS	Defensive Coord./Special Teams
2008	Oakland Raiders	Defensive Assistant
2009	New York Jets	Defensive Assistant
2010	New York Jets	Outside Linebackers



SCOTT COHEN

ASSISTANT GENERAL MANAGER

EXPERIENCE:

NFL: 19th / Jets: 3rd

Scott Cohen is entering his 19th NFL season and his third with the Jets as assistant general manager. Cohen assists General Manager Mike Tannenbaum on the day-to-day operations of the team with a primary focus on player personnel. In addition to overseeing the pro personnel department, he prepares advance reports for the coaches, evaluates the top college players for the draft, and develops a plan for free agency.

Prior to joining the Jets, he spent seven seasons with the Philadelphia Eagles as the director of pro personnel, where he evaluated players on NFL rosters for trades and as potential acquisitions as free agents, as well as reviewed players in other pro leagues (Arena League and CFL). Cohen also provided advance scouting reports in addition to managing the pro scouting department and handling player tryouts. While with the Eagles, he was involved each year in evaluating players for the draft as well as draft-day trades and projecting other team's needs and selections. Cohen has also negotiated contracts for undrafted and future free agents.

Cohen joined the Eagles in 2001 after spending the previous two seasons with the Jacksonville Jaguars as assistant director of pro scouting. He was responsible for scouting teams that the Jaguars would not play that season, players in other pro leagues, and some advance scouting. Prior to that, Cohen spent seven seasons with the Washington Redskins, where he worked his way up from intern, to training camp director, to scouting administrator, to college scout. He also evaluated players at the pro level.

Born in Philadelphia, Cohen was raised in Cherry Hill, NJ, and attended Cherry Hill West High School. A four-year starter at Dickinson College where he was a wide receiver in football and a pitcher in baseball, he earned an economics degree from Dickinson in 1991 and a master's degree in sports management at the University of Massachusetts in 1992. He and his wife, Linda, have two children, Hannah and Andrew.

STARTS BY JETS DRAFT PICKS (2006-09)

Draft Year/ Round	Player	Pos.	Starts
06-1st	D'Brickshaw Ferguson	LT	64
06-1st	Nick Mangold	C	64
07-1st	Darrelle Revis	CB	48
07-2nd	David Harris	LB	36
08-1st	Dustin Keller	TE	32
08-4th	Dwight Lowery	CB	16
09-1st	Mark Sanchez	QB	15
06-4th	Brad Smith	WR/RB	15
06-3rd	Eric Smith	S	14
<i>06-4th</i>	<i>Leon Washington</i>	<i>RB</i>	<i>13</i>
06-2nd	Kellen Clemens	QB	9
06-6th	Drew Coleman	CB	5
<i>07-7th</i>	<i>Chansi Stuckey</i>	<i>WR</i>	<i>5</i>
08-1st	Vernon Gholston	LB	3
TOTAL STARTS			339

Bold indicates Pro Bowl in 2009

Italics indicates not on the roster for 2010 training camp



TERRY BRADWAY

SENIOR PERSONNEL EXECUTIVE

EXPERIENCE:

NFL: 25th / Jets: 10th

Terry Bradway enters his 10th season with the New York Jets and third as senior personnel executive. In this capacity, Bradway continues to play a key role, remaining actively involved with all strategic initiatives surrounding the evaluation and acquisition of personnel, and teaming up with Joey Clinkscales to orchestrate the team's efforts surrounding the draft. From 2006-08, Bradway oversaw the entire Jets' college and pro scouting operations and the year-long process leading up to the NFL Draft. For five seasons (2001-05), he served as the club's general manager and executive vice president. During that time, the Jets appeared in the postseason three times in four years (2001, '02, '04), earning Bradway Executive of the Year honors in 2002 by the New Jersey Sportswriters Association.

Bradway was originally hired in 2001 by Woody Johnson after having worked for the Kansas City Chiefs for the previous nine seasons in the team's player personnel department. He held several positions in Kansas City: vice president of player personnel (2000), director of player personnel (1997-99) and director of college scouting (1992-96). The Chiefs had seven winning seasons and five postseason appearances in his nine years.

Prior to the Chiefs, he spent six years (1986-91) as a scout with the New York Giants, participating in two Super

Bowl runs (XXI and XXV). Bradway also spent three seasons (1983-85) as assistant director of player personnel for the USFL's Philadelphia/Baltimore Stars, highlighted by three championship game appearances and two USFL titles. Bradway started his football career as a graduate assistant coaching the receivers at the University of Cincinnati in 1978 and as running backs' coach at the United States Merchant Marine Academy in 1979.

The former defensive back at Trenton State (now the College of New Jersey) earned three letters there before transferring and graduating from Glassboro State (now Rowan University) with a bachelor's degree in health/physical education in 1978. He earned his master's degree in health and physical education from Glassboro/Rowan in 1982. Born in Atlantic City, NJ he was inducted into the Holy Spirit HS (Absecon, NJ) Hall of Fame in October 2004.

Bradway and his wife, Kathy, have two sons, Mike and Tom and a daughter, Jen. Jen is currently playing lacrosse at The University of Delaware and Mike, who played TE and graduated from Villanova, is currently working in the Philadelphia Eagles' scouting department.



JOJO WOODEN

**ASSISTANT DIRECTOR,
PLAYER PERSONNEL**

EXPERIENCE:
NFL: 14th / Jets: 14th

JoJo Wooden is entering his 14th season with the Jets and his fifth as assistant director of player personnel. He assists in pro scouting, advance scouting of upcoming opponents, unrestricted free agency and evaluating players not on the rosters of professional teams. Wooden also is responsible for scouting college players throughout the country in preparation for the NFL Draft. His previous titles with the Jets included director of pro scouting (2004-06), assistant director of pro scouting (2003), senior pro scout/AFC (2001-02), pro scout (1999-2000) and pro personnel assistant (1997-98), where he helped track NFL players and scout NFL Europe, CFL, Arena League, and college players.

A 1993 graduate of Syracuse University where he earned a bachelor's degree in sociology, Wooden was a two-year starter at outside linebacker for the Orangemen and a member of five Bowl teams, including Syracuse's 1991 and 1992 teams that each went 10-2 and earned top-10 rankings each season. He went to training camp with the Arizona Cardinals in 1993.

Wooden's older brother, Terry, was a nine-year NFL linebacker who currently works for the Saints as a West Coast college scout. Born in Hartford, CT, Wooden, who graduated from Farmington (CT) High School, and his wife, Sarah, have two daughters.



ARI NISSIM

**DIRECTOR,
FOOTBALL ADMINISTRATION**

EXPERIENCE:
NFL: 6th / Jets: 5th

Ari Nissim is in his fifth season with the New York Jets, fourth as director of football administration. His primary responsibilities are serving as the lead negotiator for the majority of the player contracts, managing the team's salary cap and working closely with General Manager Mike Tannenbaum on strategic cap planning. His other responsibilities include researching and forecasting trends for the NFL salary cap and player costs, as well as monitoring club compliance with the NFL collective bargaining agreement and NFL player personnel rules.

Nissim joined the Jets' front office in February, 2006, as the manager of football administration after serving as staff counsel/director of research for Athletic Resource Management, where he helped in contract negotiations and

representing players in league hearings. He interned with NFL Management Council during the 2004 season, monitoring and analyzing the league-wide salary cap. In 2003, Nissim interned with the Jets' pro personnel department, analyzing contract issues and game timing projects while attending law school.

Nissim received his Juris Doctorate from Tulane University School of Law in 2004 and his bachelor's degree from the University of Wisconsin in 2000. His article 'The Trading Game: NFL Free Agency, the Salary Cap, and a Proposal for Greater Trading Flexibility' was published in the 11th Edition of the *Sports Lawyers Journal* in 2004. Admitted to practice law in New York State, Nissim was born and raised in New York City and graduated from the Columbia Grammar and Preparatory School.



DAVE SZOTT

**DIRECTOR,
PLAYER DEVELOPMENT**

**EXPERIENCE:
NFL: 20th / Jets: 7th**

Dave Szott is beginning his third season as the Jets director of player development, his seventh season with the Jets overall and his 20th season in the NFL. Originally selected in the seventh round (180th overall) of the 1990 NFL Draft, the Penn State grad played 14 seasons in the league with the Chiefs (1990-2000), Redskins (2001) and Jets (2002-03). He appeared in 162 games (156 starts) and 12 postseason starts, and was a consensus All-Pro and All-Madden choice in 1997.

After retiring from football, Szott coached the offensive line for the Jets for two seasons and served as team chaplain for two seasons before being named the director of player development in April 2008.

Szott oversees a number of NFL-mandated programs including Players Assistance, Continuing Education, Financial Education, and Career Development. With the Jets relocation to the Atlantic Health Jets Training Center in Summer 2008, Szott was a key figure in the smooth transition and relocation of the entire Jets organization. Szott's efforts were recognized as he was awarded the player development award in the area of Player Assistance in 2008, the first rookie player development

director to be so honored. He was also awarded the 2009 Player Assistance Award for this past season for his work in this area regarding the players.

Szott has served the community by receiving the Ed Block Coverage Award twice, once while playing for Kansas City and the other while playing for the Jets. He is on the Board of Directors for the Matheny Medical and Educational Center, which is a school and medical center for special needs children and adults located in Peapack, NJ. He also serves as special advisor and coach of the Morristown Wildcats Football Club, where he is consulted on coach and player code of conduct guidelines, helped establish a playbook, practice plans, coaching clinics for the coaches, etc.

Szott and his wife, Andrea, started Szott for Tots, a foundation whose mission is to bring awareness to the special needs community. The annual Szott for Tots Golf Outing is held every fall to raise money for the Matheny Medical and Educational Center.

Szott, a native of Clifton, NJ, Andrea, and their sons Shane, 15, and Joshua, 11, reside in Morristown, NJ.



BRENDAN PROPHETT

**DIRECTOR,
PRO PERSONNEL**

EXPERIENCE:
NFL: 12th / Jets: 11th

Brendan Prophett is entering his 11th season with the Jets and fourth as the director of pro personnel after a year as the assistant director of pro scouting and a year as a pro scout. His current duties include running the day-to-day operations of the pro personnel department, which includes advance scouting of upcoming opponents, coordinating free agency and year-round player evaluation on all levels of professional football.

Prophett spent three seasons as a full-time Northeast regional scout after serving two years as the college scouting assistant for the Jets. He interned with the NFL Management Council in 2000 after spending the 1999 season as a pro personnel intern for the New York Giants.

Prophett played wide receiver in college for one year at the University of Maine before transferring to the College of New Jersey, where he was a four-year starter and three-time all-conference selection. Prophett played professionally in Germany in 1998 before a leg injury ended his season. He spent the 1999 preseason with the Arena Football League's Orlando Predators and played half of the 2000 season with the Augusta Stallions before interning at the NFL League Office. He received his bachelor's degree in economics from the College of New Jersey in 1998. Born in Bridgewater, MA, Prophett resides in Weehawken, NJ.



BROCK SUNDERLAND

PRO SCOUT

EXPERIENCE:
NFL: 4th / Jets: 4th

Brock Sunderland joined the Jets in June 2007 as a pro scout after three seasons with the Montreal Alouettes of the Canadian Football League. In his position with the Jets, Sunderland evaluates players from every level of professional football and serves as an advance scout, preparing reports on the Jets' upcoming opponents. In addition, he also splits time as a college scout and handles parts of the Northwest region.

With the Alouettes, Sunderland was elevated to director of scouting after joining the team as a scout in 2004 and was responsible for scouting players in the NFL, NFL Europe, the AFL and AFL2, as well as advance scouting of every CFL team. He also evaluated college players from the United

States and Canada, helping the Alouettes prepare for the annual CFL Draft. In addition, he was also responsible for the negotiation of player contracts.

A wide receiver and punt returner for the University of Montana (1998-2000), Sunderland played for three conference championship teams before knee injuries ended his playing career. He was a student assistant coach at Montana before joining the Alouettes in 2004. A native of Great Falls, MT, he holds a bachelor's degree in communications. His father, Marv, is currently a college scout for the Tennessee Titans and will be entering his 33rd season in the NFL.



JOEY CLINKSCALES

**VICE PRESIDENT,
COLLEGE SCOUTING**

EXPERIENCE:
NFL: 23rd / Jets: 16th

Joey Clinkscales is entering his 16th season with the Jets and third season as the vice president of college scouting. In this position, he oversees the entire college scouting operation, working with the football staff annually to sort out more than 1,400 college players eligible for the NFL Draft.

A highly-respected talent evaluator, Clinkscales was first promoted to national scout prior to the start of the 2002 season after seven seasons as a talent scout for the Jets, where he was responsible for scouting the talent-rich southeastern portion of the country.

A former wide receiver for the Pittsburgh Steelers (1987) and Tampa Bay Buccaneers (1988), Clinkscales joined the

Jets from the National Football Scouting Combine Service, where he worked as a scout, after serving as a part-time scout for the Pittsburgh Steelers from 1989-93. Originally selected in the ninth round of the 1987 draft by Pittsburgh after playing in the Hula Bowl, he was a two-year starter and team captain as a standout wide receiver for the University of Tennessee in his hometown of Knoxville. Born in Asheville, NC, Clinkscales resides in Memphis, TN with his wife, Lucia, daughter, Sydni, and son, Noah.



MICHAEL DAVIS

**ASSISTANT DIRECTOR,
COLLEGE SCOUTING**

EXPERIENCE:
NFL: 14th / Jets: 14th

Michael Davis is in his third season as the assistant director of college scouting, assisting Joey Clinkscales in running the college scouting department. He is also responsible for scouting the Southeast region, including ACC and SEC schools.

Prior to joining the Jets, Davis was a part of the NFL's minority internship program with the Washington Redskins in July 1996. Before breaking into the NFL, Davis served as wide receiver and special teams' coach at his alma mater, Virginia State University, for nine years (CIAA

Champions 1995-96). In addition to his coaching duties at VSU, Davis served as the recruiting coordinator and liaison to professional teams. Davis, a receiver at VSU, earned a degree in marketing and management, and also earned CIAA All-Conference honors in 1986 and 1987 on the field. He set the school record for most receiving yards in 1987, a mark which stood until 1992 when one of Davis' players broke it. He was inducted into Virginia State's Athletic Hall of Fame on June 6, 1997. Davis resides in Chester, VA with his wife, Pamela, two daughters, Kamryn and Mia, and son, Michael.



DAN ZBOJOVSKY

**COORDINATOR,
COLLEGE SCOUTING**

EXPERIENCE:
NFL: 4th / Jets: 4th

Dan Zbojovsky is entering his fourth season with the Jets and second as the coordinator of college scouting, where he is responsible for maintaining the day-to-day operations of the college scouting department regarding scouts' scheduling, university relations and processing and organizing the information gathered on draft-eligible players.

He began as a seasonal intern in the Jets' video department in 2007 and followed with an internship in pro personnel. Prior to the 2008 season, he was elevated to player personnel

assistant, where he worked in both the pro and college scouting departments. In addition, he assisted the football administration department on a daily basis.

Born in Trenton, NJ, Zbojovsky graduated Magna Cum Laude with a bachelor's degree in health and exercise science in 2007 from the College of New Jersey, where he spent three years as video coordinator and one season as a student-assistant coach for the football team.



JIM COCHRAN

NATIONAL SCOUT

EXPERIENCE:
NFL: 14th / Jets: 13th

Jim Cochran is entering his 13th season with the Jets after joining the team before the 1998 NFL Draft. He first served as the Jets' representative to the National Scouting Combine Service under the direction of Duke Babb (1998-2000), after scouting for the service during the 1997 season. Prior to that, Cochran served as the defensive line coach and recruiting coordinator at Western Michigan in the spring of 1997. He was the academic advisor for the University of New Mexico football team in 1996, the recruiting coordinator and assistant coach with the University of Hawaii (1994 as defensive line coach and 1995 as offensive line coach),

and served as the recruiting coordinator at Missouri from 1988-93 and at Kansas (1986-87). Cochran also was the head football coach at Independence (KS) Junior College (1983-85).

A 1968 graduate of the University of Missouri with a bachelor's degree in education, Cochran earned his master's in education from Central Missouri. Born in Centerville, IA, Cochran resides in Rio Rancho, NM with his wife, Roseann. They have two daughters, Kristin Ceriani and Amy Cochran, and three granddaughters, Lacey Ann, Grace Jo and Isabella Nichole.



JESSE KAYE

SENIOR PERSONNEL CONSULTANT

EXPERIENCE:

NFL: 25th / Jets: 17th

Jesse Kaye is entering his 17th season with the Jets. He was awarded a special game ball by the Jets' organization during the 2007 offseason for filing over 10,000 player evaluation reports in his scouting career. Prior to his current role, he ran the Jets' College Scouting department for four years after spending eight years as a talent scout for the Jets. He previously served as the Green Bay Packers' director of pro personnel for two seasons (1992-93) and also spent three seasons as a Packers' pro scout/administrative assistant (1988-91). He teamed with Dick Haley at the Pittsburgh Steelers from 1986-88 as a scout and began his

scouting career with the BLESTO scouting combine service (1984-85).

A former quarterback for the Wisconsin Badgers, Kaye transferred and earned small-school All-American honors at the University of Tampa before pursuing a professional career in the Canadian Football League with the Saskatchewan Rough Riders. He also spent time on the practice squad of the Miami Dolphins after attending training camp. Kaye resides near Green Bay, WI and has a son, Damon (deceased), and a daughter, Annys (Kaye) Grapf.

DON'S BIGGEST DAYS

Forty-one years after his last 200-yard receiving gem, Titans' and Jets' Hall of Fame WR Don Maynard remains tied for fifth in NFL history for most 200-yard games in a career. In context for the franchise, Maynard has three of the Jets' five 200-yard receiving performances. Only Bake Turner, with 210 yards receiving vs. Houston (11/10/63) and Richard Caster, with 204 yards receiving vs. Baltimore (9/24/72), are members of Maynard's exclusive Jets' club.

His three dynamic performances came in a 22-game span that began in the Super Bowl season in 1968 with the opener at Kansas City, included his franchise-record 228-yard game in the "Heidi Bowl" at Oakland, and concluded against the Oilers in the 1969 home opener that came six games into the season.

Date	Opponent	Rec	Yards	TD
11/17/68	at Oakland	10	228	1
10/20/69	vs. Houston Oilers	7	212	2
9/15/68	at Kansas City	8	203	2



JEFF BAUER

COLLEGE SCOUT

EXPERIENCE:

NFL: 9th / Jets: 9th

Jeff Bauer enters his ninth season as a college scout with the Jets. He covers the Midwest for the Jets, from Minnesota to Texas, and Kansas to Indiana. Prior to joining the Jets, Bauer spent 11 years as a high school/middle school football coach, six years in Houston and five years at a high school in Overland Park, KS. A native of Ankeny, IA,

Bauer received his bachelor's degree in physical education from Iowa State and his master's degree in administration from Prairie View A&M. He was a four-year letterman at Iowa State from 1987-90, where he played strong safety. Bauer resides in Ankeny, IA with his wife Amy, and their three children: sons, Jordan and Jase, and daughter Ashlynn.



MATT BAZIRGAN

COLLEGE SCOUT

EXPERIENCE:

NFL: 7th / Jets: 7th

Matt Bazirgan is entering his seventh season with the Jets and sixth as a college scout. Bazirgan started with the Jets as a pro personnel intern and college scouting assistant in his first year. Prior to joining the Jets, Bazirgan spent two seasons as a graduate assistant coaching defensive ends and linebackers at Springfield College, while earning a master's in sport management. In 2001, he worked with the wide receivers as a coaching intern at his alma mater, Bates

College, after spending the 2000 season with the Elancourt Templiers in France as a player and coach. He graduated from Bates College in 2000 with a degree in English, where he was a three-year starter at quarterback and a team captain in his senior season. Bazirgan and his wife, Jess, reside in Arlington, MA. They have a son, Brody, and are expecting their second child in September.



JOE BOMMARITO

COLLEGE SCOUT

EXPERIENCE:

NFL: 10th / Jets: 10th

Joe Bommarito is entering his 10th season with the Jets as a college scout, primarily responsible for scouting the West Coast. Inducted into the Monterey Peninsula College Hall of Fame as both an athlete and a coach on March 21, 2003, Bommarito began coaching college football at the school in 1980. There, he was the linebackers' coach for three seasons before being named defensive coordinator (1984-94) and then assistant head coach in 1995. In 1998, he was appointed head coach and was named Coach of the Year

for taking his team to the conference championships and the East County Bowl. He left coaching for private business in 2000. He played linebacker at Monterey Peninsula College (1975-76) and Fresno State (1978), where he majored in journalism and advertising. Bommarito and his wife, Cyndi, have five children, Kristi, Joe Jr., twins Robert and Thomas, and Theresa. They have one grandchild, Anthony.



JAY MANDOLESI

COLLEGE SCOUT

EXPERIENCE:
NFL: 9th / Jets: 7th

Jay Mandolesi enters his seventh season with the Jets and second as a college scout. Based in Morrisville, NC, he will be responsible for scouting the southeast region.

Mandolesi spent two years as the coordinator of college scouting, where he was responsible for maintaining the day-to-day operations of the college scouting department regarding scouts' scheduling, university relations and processing and organizing the information gathered on draft-eligible players. In addition, he participated in scouting and evaluating players throughout the country.

In 2005, he served as a defensive assistant on the Jets' coaching staff, where he compiled breakdowns of opposing

offenses, as well as assembled weekly playbooks. In 2004, he was an assistant in the Jets' video department after spending the previous two years as an intern for the New England Patriots video department, during which time the Patriots won a Super Bowl championship (XXXVIII).

Born in Springfield, MA, Mandolesi earned a bachelor's degree in sports management in 2004 from Springfield College, where he was a four-time All-New England discus thrower. He was married to Michelle in July 2009.



GARY SMITH

COLLEGE SCOUT

EXPERIENCE:
NFL: 20th / Jets: 13th

Gary Smith is entering his 13th season with the Jets as a college scout. Prior to joining the Jets, he spent seven seasons with the Chicago Bears as their BLESTO scout, after serving as the defensive line coach, director of football operations and the on-campus recruiting coordinator at Indiana University.

Smith was a member of the IU coaching staff that made six bowl appearances in his eight seasons. He joined the Hoosiers after having served as the head coach and athletic director at Crete-Monee HS in Illinois. He also coached at Virden HS (where he also attended high school), Lyons-Lagrange HS, Lyons Township HS and Reavis HS in Illinois, serving as defensive coordinator and defensive backfield

coach on the latter during a run of a three-straight state championships (1980-82). Smith also coached at the College of DuPage and was a graduate assistant at Southern Illinois. He was a member of the St. Louis Cardinals' taxi squad in 1970 and 1971 as a cornerback and special teams player.

He played football and graduated from Southern Illinois with a bachelor's degree in technical and industrial engineering and secondary education in 1969 before earning a master's in educational and administration services from Northern Illinois. He earned his Certificate of Advanced Study from Indiana University. Born in Springfield, IL, Smith is a long-time member of the Illinois High School Football Coaches and the American Football Coaches Association.



TRACY BELMEAR

**DIRECTOR,
CORPORATE MARKETING &
BUSINESS DEVELOPMENT**

EXPERIENCE:
NFL: 9th / Jets: 9th

Tracy Belmear is entering his ninth season with the Jets. He is responsible for the packaging and sales of corporate sponsorships for the team. Before coming to the Jets, he served

as the director of corporate sales for Sports Facilities Marketing Group based in Cleveland. A graduate of West Virginia University, Belmear has two children, Julien and Gisela.



BOB BRENNFLECK

**SENIOR DIRECTOR,
CORPORATE MARKETING &
BUSINESS DEVELOPMENT**

EXPERIENCE:
NFL: 9th / Jets: 9th

Bob Brennfleck is entering his ninth season with the Jets. He is responsible for expanding revenues in key corporate categories, including: financial services, automotive and telecommunications. Prior to coming to the Jets, Brennfleck served as the senior vice president of business operations

and chief marketing officer for the New York Islanders. He earned a bachelor's degree from the University of Richmond and also has a master's degree in sport management. Brennfleck and his wife Karen have three sons: Ryan, Andrew, and Justin.



ELAINE CHEN

DIRECTOR, FINANCE

EXPERIENCE:
NFL: 1st / Jets: 1st

Elaine Chen is entering her first season with the Jets as the director of finance, overseeing the finance and accounting department with a focus on team operations and sales and marketing.

Prior to joining the Jets, Chen spent four years as the Controller at Bliss World, a multi-channel spa and retail product company. She has also worked as a senior internal auditor at Estee Lauder, a financial analyst for HBO Sports, and began her career as an auditor at PricewaterhouseCoopers.

Chen is a graduate of NYU Stern School of Business and holds her CPA license from the state of New York. Born in Glen Ridge, NJ, Chen spent the latter part of her childhood growing up in Taipei, Taiwan, where her family still resides today. Chen and her husband, Johnny, just gave birth to their first child, Kylie, in August of 2009.

JESSICA CICCONE

**DIRECTOR,
CORPORATE COMMUNICATIONS**

EXPERIENCE:
NFL: 9th / Jets: 9th



Jessica Ciccone is entering her ninth season with the Jets and second as Director, Corporate Communications. In her current capacity, Ciccone is responsible for all public affairs matters that pertain to the business operations of the Jets, including media rollouts of new partnerships and Jets initiatives, season ticket holder communications and new stadium media opportunities. She also manages external public relations agencies, Woody Johnson's media appearances, and oversees the team's social networking

initiative. Ciccone was senior manager, marketing and corporate communications and manager, business operations for three seasons, respectively, after joining the team in 2002.

Ciccone received an undergraduate degree from Georgetown University, where she double majored in history and government. She received her MBA from the Fordham University Graduate School of Business with a dual concentration in marketing and management. Ciccone was born and raised in Manhattan, NY and resides in New Jersey with her husband, Matthew.

HYMIE ELHAI

**SENIOR COUNSEL,
BUSINESS & LEGAL AFFAIRS**

EXPERIENCE:
NFL: 9th / Jets: 9th



After beginning his career with the Jets as a JetsFest intern at the 2000 training camp, Hymie Elhai is entering his ninth year with the Jets. Elhai was hired full time in 2002 as the manager of legal affairs and business development. He was promoted to associate counsel and director of legal affairs in February 2007 and to senior counsel, business and legal affairs in 2009. Elhai is responsible for team sponsorship, licensing, event, new media, production and broadcasting agreements, while also

ensuring team compliance with NFL regulations and policies related to corporate sponsorship, licensing and advising on relevant corporate legal issues. He also has been involved in strategic planning for the New Meadowlands Stadium and the Atlantic Health Jets Training Center. A graduate of the Rutgers University School of Law-Newark and The Johns Hopkins University, where he played football and baseball, Elhai resides in Hoboken, NJ.



JEFF FERNANDEZ

**SENIOR DIRECTOR,
NEW BUSINESS DEVELOPMENT**

EXPERIENCE:
NFL: 12th / Jets: 8th

Jeff Fernandez is entering his eighth season with the Jets. He is responsible for driving club revenue from emerging and innovative projects, using both traditional and new media sponsorship channels. Fernandez previously served in the NFL as director of marketing partnerships for the Buffalo Bills from 1999-2001. At Huizenga Sports & Entertainment Group in Ft. Lauderdale, FL, from 1995-99, he sold sponsorships for the Miami Dolphins, Florida Panthers, Florida Marlins

and SportsChannel Florida. Fernandez also served as vice president of marketing partnerships for Indianapolis Motor Speedway and the Indy 500 from 2001-03. He has a bachelor's degree in economics/applied mathematics from Brown University and earned a master's degree in education and sports administration from University of Miami. Fernandez and his wife, Tracy, have a son, Matthew, and a daughter, Ciaran.



LARRY FITZPATRICK

**DIRECTOR,
CONSUMER SALES AND SERVICE**

EXPERIENCE:
NFL: 2nd / Jets: 2nd

Larry Fitzpatrick is entering his second season in the NFL and second with the Jets as Director, Consumer Sales and Service. Fitzpatrick joined the Jets in January 2009 as Manager, Consumer Sales and Service, part of the sales and service team tasked with transitioning season ticket holders into the New Meadowlands Stadium. Promoted to his current capacity in September 2009, Fitzpatrick manages the new stadium sales and service teams.

Prior to joining the Jets, Fitzpatrick was vice president of ticket sales and service for the New York Islanders Hockey Club. He was with the Islanders for 10 seasons. Fitzpatrick graduated from Providence College in 1992 with a degree in Business Management. He is originally from North Merrick, NY.



GUS GRANNEMAN

**DIRECTOR,
EQUIPMENT**

EXPERIENCE:
NFL: 17th / Jets: 16th

Gus Granneman is entering his 17th season with the Jets and his fifth as the head equipment manager (third as director, equipment) for the New York Jets. He served as the assistant manager of equipment for five seasons prior to 2006, when he was named the equipment manager. In his current role, Granneman is responsible for the day-to-day operation of the equipment department, including the ordering, purchasing, issuing and maintenance of all uniforms and footwear, players' protective equipment, coaches' and support staff apparel, as well as ordering and maintaining all field equipment and directing its transportation to and from all home and away games. He also oversees the maintenance and upkeep of the locker rooms and equipment in addition to all sideline communications.

Granneman is assisted by Vito Contento, Jim Gallione, and Brendan Burger. Contento, in his eighth year with the Jets, is a graduate of Western Kentucky and spent three seasons as an intern for the Kansas City Chiefs and three seasons

in NFL Europe. Gallione, in his fourth year with the Jets, is a graduate of William Patterson University and worked as an equipment intern for the Jets in 2005 before stints at Fordham University and Columbia University as the equipment manager. Burger, in his third year with the Jets, is a graduate of Springfield College and worked as the equipment intern for the Jets the last two years before moving into his current position. Granneman was a part of the AFC equipment staff at the 1999 Pro Bowl and also served as the equipment manager for the Barcelona Dragons (1995-97) under head coach Jack Bicknell. Prior to joining the Jets, Granneman served as a seasonal intern in the Chiefs' equipment department (1993). He graduated from Indiana with a degree in kinesiology in 1992. While attending Indiana, he served as an assistant football coach at Bloomington North HS. He attended Marshall HS in his hometown of Marshall, MO with Darin Kerns (Florida State University equipment manager), and Brad Berlin (Washington Redskins' equipment manager).



CLAY HAMPTON

**SENIOR DIRECTOR,
OPERATIONS**

EXPERIENCE:
NFL: 21st / Jets: 21st

Clay Hampton is entering his 21st season with the Jets and fifth season as senior director of operations. Hampton spent his first 16 years with the Jets in the equipment department, where he succeeded his father, Bill, as equipment manager in 2001 upon his dad's retirement after 37 years in the NFL. His first job with the Jets was as a ballboy on game day in 1983 at Shea Stadium.

Hampton is directly assisted by Aaron Degerness, Rich Bedell and Montelle Sanders. Degerness originally joined the Jets in August 2006 as an intern in the Equipment Department and was promoted to his current position of operations manager in March 2008. Bedell was promoted to operations manager in March 2008. A 2001 graduate of Hofstra University, Bedell previously served five years as the team receptionist. Sanders, a 1997 graduate of Jackson State University, joined the Jets in the role of operations coordinator in March 2008.

Hampton is responsible for overseeing the team's vast operational system, which includes team operations and field and grounds. His staff was heavily involved in executing the successful relocation of the 150 employees, players and coaches to the Atlantic Health Jets Training Center right before the start of the 2008 regular season.

In addition to the day-to-day operations of the team, including coordinating training camp at SUNY Cortland, Hampton and his staff coordinate the team's travel, lodging, and dining, as well as visiting teams' arrival procedures at New Meadowlands Stadium. Hampton also serves as the main football operations liaison between the team and New Meadowlands Stadium. Hampton's brother, Drew, serves as the equipment manager with the Jacksonville Jaguars. Hampton and his wife, Kelly, have one son, Bryce.



JEFF HECKER

**SENIOR DIRECTOR,
TICKET OPERATIONS**

EXPERIENCE:
NFL: 3rd / Jets: 3rd

Jeff Hecker joined the Jets in May, 2008 as the team's senior director of ticket operations. He oversees all aspects of ticket operations for the Jets' organization.

Prior to joining the Jets, Hecker spent nine years with

Ticketmaster, the last four as the general manager for Ticketmaster-Tri-State Region. A graduate of State University of New York at Albany, Hecker and his wife Kathy reside in West Orange, NJ, with their twin daughters, Erin and Samantha.



BLAKE HOERR

**DIRECTOR,
FIELDS AND GROUNDS**

**EXPERIENCE:
NFL: 6th / Jets: 5th**

Blake Hoerr begins his fifth season with the Jets, responsible for developing and managing all maintenance programs pertaining to the athletic fields and grounds at the Atlantic Health Jets Training Center in Florham Park and Jets' training camp in Cortland, NY in 2009.

Hoerr was a key cog in the Jets seamless transition in 2008 from Hofstra to the Atlantic Health Jets Training Center, overseeing the Hofstra fields during 2008 training camp while making multiple visits each week to ensure the five AHJTC fields, three grass and two turf, were ready for the Jets' 2008 season. Hoerr also worked with the staff to identify proper position areas for each coach.

Before each home game, Hoerr walks the turf at New Meadowlands Stadium to address any issues before the Jets take the field. In preparation for the 2009 training camp, Hoerr and his staff oversaw the preparation of the SUNY Cortland playing surfaces while maintaining the fields at the AHJTC.

Assisting Hoerr are Matt Henn and Jonah Snyder. Henn joined the Jets from South Seas Island Resort on Captiva Island, where he was superintendent, 2007-08. A graduate from the University of South Florida/Daytona Beach in

2003, Henn was an assistant groundskeeper for the Toledo Mud Hens Triple-A baseball team in 2005-06, when they were awarded Field of the Year, as well as an intern for the Milwaukee Brewers 2003. Snyder graduated from Purdue in 2008 where he assisted Al Capitos, former head groundskeeper to the Baltimore Orioles. He also interned with the San Francisco Giants in 2006-07, where he assisted in preparation for the 2007 All-Star Game.

Before coming to the Jets, Hoerr spent one season as an assistant with the Baltimore Ravens. Before entering the NFL, Hoerr spent three years working on the grounds at Washington National Cathedral, which included working with the Secret Service on President Ronald Reagan's funeral. He also spent three years with the Baltimore Orioles and one season with the Seattle Mariners, where he helped open Safeco Field in 1999.

He wrestled for two years at Indiana and two years at Illinois, and he graduated from Illinois with a bachelor's degree in turfgrass management. Hoerr hails from Morton, IL, where he was one of eight children. Hoerr and his wife, Ashley, married this past spring.



MIKE LEBET

**DIRECTOR,
BUILDING OPERATIONS**

EXPERIENCE:
NFL: 3rd / Jets: 3rd

Mike Lebet, entering his third season with the Jets, is responsible for all facility maintenance, utility infrastructure and construction projects for the Atlantic Health Jets Training Center. Prior to joining the Jets, Mike spent more than 15 years holding similar positions in the food manufacturing industry, covering consumer staples from mayonnaise to chewing gum and candy. Lebet holds

a bachelor's degree in engineering from Rutgers University and a master's degree in engineering management from the New Jersey Institute of Technology.

Born and raised in North Bergen, NJ, and a life-long New Jersey resident, Mike and his wife Lanna, have a daughter, Abby, and a son, Michael.



JESSE LINDER

**DIRECTOR,
COMMUNITY RELATIONS**

EXPERIENCE:
NFL: 9th / Jets: 8th

Jesse Linder is in his eighth season with the New York Jets, his fifth as the director of community relations. Linder joined the Jets in 2003 as the community relations assistant and assumed the responsibilities of manager of community relations in 2004. Linder oversees all of the club's community relations and charity outreach initiatives. He is responsible for the "Heads Up" program, a partnership with the PSAL (a football helmet refurbishment program), the "Eat Right, Move More" school nutrition program with the New Jersey Department of Agriculture, as well as serving as the point person for the Atlantic Health Jets Women's Organization (JWO).

Linder previously served as a physical education teacher in the New Paltz Central School District, where he coached baseball, basketball and golf and served as an intern in the Miami Dolphins' community relations department in 2002. A native of New Paltz, NY, Linder graduated from the University of Delaware in 1999 with a bachelor's degree in health and physical education with a minor in coaching science. He later earned his master's degree in sport management from the University of Massachusetts-Amherst in 2002. Linder enjoys playing golf in his spare time and owns a single-digit handicap.



JENNIFER LINN

**SENIOR DIRECTOR,
CORPORATE PARTNERSHIPS**

**EXPERIENCE:
NFL: 12th / Jets: 12th**

Jennifer Linn is entering her 12th season with the Jets. Linn originally joined the Jets as an intern in 1999, advancing to a full-time position in the marketing department in 2000. She was promoted to director of corporate partnerships in 2004 and to senior director in 2007.

Currently, Linn and her staff manage and execute all aspects of Jets sponsorships and corporate marketing partnerships, as well as all aspects of corporate and department hospitality.

With the move to the Atlantic Health Jets Training Center in September 2008, Linn has taken on responsibility for selling and coordinating non-football events at the AHJTC, including corporate meetings, lunches and dinners, as well as trade shows that utilize the approximately 200,000 square feet of space.

Linn graduated from St. John's University with a bachelor's degree in sports management. Linn and her husband, Billy, have two daughters, Ella and Ava, and one son, Will.



ROBERT MASTRODDI

**SENIOR DIRECTOR,
FACILITIES SECURITY**

**EXPERIENCE:
NFL: 7th / Jets: 7th**

Robert Mastroddi is entering his seventh season with the New York Jets. He serves as the Senior Director of Facilities Security. Mastroddi is responsible for the development of the organizations security plans for the Atlantic Health Jets Training Center and New Meadowlands Stadium.

The plans for the New Meadowlands Stadium include collaborating with various stakeholders to create comprehensive emergency operations, strategies that define the proactive and response roles for each of the various public safety agencies. These operational plans include a comprehensive mitigation approach to reduce risk and facilitate the appropriate emergency responses. Mastroddi has implemented monthly public safety meetings that stress the importance of coordinating mutual aid, protocols and emergency response communications systems. He played a significant role in coordinating a large scale training exercise on April 18, 2008, with numerous public safety resources throughout Northern New Jersey to manage a mock critical incident scenario at the stadium. In addition, he has been implementing safety and security measures along with creating the emergency response plans for the Atlantic Health Jets Training Center in Florham Park, NJ, which includes working closely with all emergency first responders to coordinate the appropriate responses.

Prior to joining the Jets, Mastroddi served with the New York Police Department for 20 years. In 2002, he was designated security liaison for the Governor of New York, where he provided and maintained all personal security functions for Governor George Pataki in New York City. From 1999-2002, while serving as director of security and intelligence for the Office of Emergency Management (OEM) and subsequent to 9/11, Mastroddi was assigned the task of assisting in the establishment of site security operations for the local and federal command centers, where he oversaw the daily operations of a large security detail comprised of law enforcement officers from across the nation. He also closely assisted the OEM Commissioner with all interagency response operations associated with the crash of American Airlines Flight 587 and the anthrax attack on several media outlets that same year. Mastroddi also served as the liaison between federal, state and local law enforcement agencies regarding intelligence gathering and directed security operations during city-wide emergencies and interagency drills.

He and his wife, Kim, have a daughter, Larissa, and a son, R.J.



JOHN MELLODY

HEAD ATHLETIC TRAINER

EXPERIENCE:

NFL: 17th / Jets: 16th

John Mellogy is entering his 16th season as a member of the New York Jets' athletic training department and his fifth as the head athletic trainer. He is responsible for all aspects of the athletic training department, including the evaluation, management, treatment, rehabilitation and prevention of athletic injuries. Fifth-year assistant trainers David Zuffelato and Josh Koch are integral members of the sports medicine staff, providing an optimal training environment for today's high-caliber NFL athlete. Together they work as a team putting forth a tireless effort administering progressive and innovative therapy techniques for their athletes.

Prior to joining the Jets in 1996, Mellogy served as the assistant athletic trainer for St. Joseph's University in Philadelphia for the 1995 men's basketball team. He first considered an athletic training career while studying human performance at Ursinus

College, where he was a member of the track and cross country teams. He continued his education at Syracuse University, where he was a graduate assistant athletic trainer from 1992-93. After receiving his master's degree in physical education, he worked at HealthSouth in Syracuse.

Mellogy's first NFL experience was as a seasonal assistant athletic trainer with the Philadelphia Eagles under the legendary Otho Davis in 1991. He continues that same tradition here at the New York Jets with a seasonal athletic trainer internship program. Colby Claridy, Matt Goetz and Kevin Orloski will be the seasonal assistant athletic trainers for the 2010 season.

Mellogy is a member of the NATA and both the New Jersey and New York State Athletic Trainers' Associations. A native of Philadelphia, Mellogy resides in Ledgewood, NJ, with wife, Kathryn, and daughter, Sydney Marie.



BRIAN MULLIGAN

**DIRECTOR,
EVENTS AND GAME OPERATIONS**

EXPERIENCE:

NFL: 11th / Jets: 11th

Brian Mulligan is entering his 11th season with the Jets and sixth season as director of events and game operations. Mulligan is responsible for managing all Jets' events, including training camp, the Annual Kickoff Luncheon, Draft Events and the NY Jets Golf Classic.

In addition, he is in charge of all game operations at the New Meadowlands Stadium, including pre-game and in-game entertainment, halftime shows and special ceremonies.

A native of Bellmore, NY, Mulligan joined the Jets in 1997 as an intern with the club's interactive theme park "Generation Jets Fest." A graduate of the University of Massachusetts with a degree in Sports Management, Mulligan and his wife, Denise, were married in 2007 and have one son, Brady Ryan, born December 2008.



TOM MURPHY

**SENIOR DIRECTOR,
INFORMATION TECHNOLOGY**

EXPERIENCE:
NFL: 12th / Jets: 12th

Tom Murphy is entering his 12th season with the Jets and fifth as senior director of information technology. Murphy served the previous six years as director of IT.

During his tenure, Murphy has helped the Jets make three significant moves: one in 2008 to the Atlantic Health Jets Training Center, one in 2009 to their new training camp home at SUNY Cortland, and the most recent in 2010 to the New Meadowlands Stadium. He served as the Jets' technology liaison during the construction of the New Meadowlands Stadium and developed solutions to aggregate several pieces of data throughout the Stadium into a consolidated platform, as well as insuring the Jets' in-game technology needs were reached. When the Jets relocated their training camp location to SUNY Cortland, Murphy and his staff seamlessly transitioned the team's network infrastructure to the school's facilities and back to the Atlantic Health Jets Training Center, a process which they repeated for the 2010 season. During the team's transition from their old home on the campus of

Hofstra University to the Atlantic Health Jets Training Center, Murphy oversaw the Jets' information technology transition, which included relocating computer, network and phone systems while developing cutting edge software systems for Scouting, Coaching and Football Administration.

Murphy, who oversees all aspects of Jets IT, works with a staff that includes: Steven Piazza, Director of Network Services, Paul Marsh, Senior Manager Website Technology, Juan Bravo, Audio/Visual Technician, Matt Capogrosso, Lead Software Engineer, Greg Saunsen, Software Engineer, Donald Schnaars, Desktop Support and Chris Miller, Desktop Support. Together, the IT department builds all in-house applications and manages the network support infrastructure, as well as operates the system help desk and assists visiting television and radio crews during live remotes at the facility.

Born and raised in Island Park, NY, Murphy and his wife, Beth, have a daughter, Marie Elizabeth, and a son, Thomas Harrison.



STEVEN PIAZZA

**DIRECTOR,
NETWORK SERVICES**

EXPERIENCE:
NFL: 12th / Jets: 12th

Steven Piazza is entering his 12th season with the Jets and is responsible for all aspects of managing and supporting the network infrastructure for football and business operations. Piazza began his career with the Jets in 1998 as an intern in the video department. In 2001, he made

a transition to Information Technology in order to better utilize and develop his skill set. He has a bachelor's degree in television production from Hofstra University. Piazza and his wife, Lori, have two daughters, Julie and Emily.



CHRIS PIERCE

**SENIOR DIRECTOR,
MERCHANDISING & CONCESSIONS**

EXPERIENCE:
NFL: 8th / Jets: 8th

Chris Pierce is entering his eighth season as the senior director, merchandise and concessions, responsible for all retail ventures including the Jets Shop e-commerce business, Jets Shop Catalog, Jets Shop at the Meadowlands, Jets Shop at Training Camp, and Jets Shop retail stores. Additionally, Pierce manages the relationship with Stadium Concessionaire Delaware North to deliver a world-class food and beverage and merchandise experience on Game Day.

In June 2009, Pierce led the opening of the Jets Shop storefront on Madison Avenue at 50th Street in New York City, a 1,000 square foot emporium for all things Jets. Pierce is an appointed member to the NFL Apparel and NFL Hardlines Steering Committees, which sets direction and develops new NFL Consumer Products.

Pierce launched the Inaugural Flight Crew Swimsuit Calendar and is the editor of the project. In addition, he was the associate editor of the children's book "J-E-T-S Jets! Jets! Jets!"

Pierce also helps clients host events at the Atlantic Health Jets Training Center.

Prior to joining the Jets, Pierce has held various director and merchant positions with Lord & Taylor, Joe Boxer, Diesel and J. Crew. Pierce graduated with a bachelor's degree in organizational and interpersonal communication and minored in business administration and sociology from the State University of New York at Albany. Pierce was honored by his alma mater with induction into the School of Communications Hall of Fame and delivered the School of Communications' commencement address in May 2009.

He is a member of his local Police Athletic League as a board member and youth baseball manager. Pierce is a Rutgers Safety Trained and Certified Positive Coaching Alliance coach. Pierce and his wife, Allison, have one son, Conor and one daughter, Mackenzie.



JESSICA ROERDEN

**DIRECTOR, CUSTOMER SERVICE –
SUITES & EQUITY PARTNERSHIPS**

EXPERIENCE:
NFL: 4th / Jets: 1st

Jessica Roerden is entering her fourth season in the NFL and first with the Jets as Director, Customer Service – Suites and Equity Partnerships. In this newly created role in the organization, Roerden is responsible for creating and executing a communication program for Jets' suite holders at the New Meadowlands Stadium. She also works closely with the suites sales team to meet customer expectations and fulfill deliverables.

Prior to joining the Jets, Roerden managed premium services and corporate hospitality at FedEx Field and Giants Stadium, as well as at other major spectator sporting events, including the Super Bowl, US Open (golf), Kemper Open and Grand Prix. Subsequent to that, Roerden started her own corporate event planning company, Strategic Occasions. A graduate of the University of Maryland with a double major in Communications and French, Roerden is getting married in the spring of 2011.

**MICHELE SPADAVECCHIA****DIRECTOR,
TICKET OPERATIONS****EXPERIENCE:**
NFL: 3rd / Jets: 3rd

Michele Spadavecchia, entering her third season with the Jets, is responsible for managing the day-to-day operation of the Jets' Ticket Office. Before joining the Jets, she was an assistant director in tickets for the New Jersey Nets for four seasons, and before that, the director of ticket operations for the MLS MetroStars for five seasons (2000-05), where she also supervised ticket operations for international soccer matches held at the Meadowlands.

Spadavecchia previously served as the ticket manager for AVP volleyball during their four-day event in Coney Island,

NY, with the NHL in ticket operations for the 2000 NHL All-Star Game in Toronto, and as a ticket supervisor with the *St. Pete Times Forum*, working with the NHL's Tampa Bay Lightning as well as concerts.

Spadavecchia, a native of Lynbrook, NY, graduated from the University of Tampa with a degree in sports management. She lives in Little Falls, NJ.

**TIM TUBITO****DIRECTOR,
VIDEO****EXPERIENCE:**
NFL: 7th / Jets: 7th

Tim Tubito is entering his seventh season with the New York Jets and his third as the team's director of video. Tubito will be responsible for the day-to-day operations of the Jets' video department, including the management of the team's library of NFL games and Jets practices, compilation of opponent cutups, offensive/defensive self-scout analysis cutups, and editing NCAA and NFL player evaluation tapes for the scouting department.

Tubito is assisted by Ryan O'Heir and Ryan Mahanes. Mahanes served as a student assistant in video for the University of Virginia, where he graduated. He was an intern in video for the Cleveland Browns in 2004 before joining the Jets in 2005 as a video assistant. O'Heir, a graduate of

Fairfield University, is in his sixth season with the Jets. He joined the team in 2005 as a video intern and then worked as a video assistant and video web editor for newyorkjets.com in 2006 before being promoted to video assistant in 2007.

Tubito previously worked with the team as a video intern (2002-03) and assistant video director (2005-07). In between stints with the Jets, Tubito worked as the assistant video director for Rutgers University football, where his primary responsibilities were compiling motivational video and alumni presentations.

Born in Brooklyn, NY, and raised in Staten Island, Tubito is a 2004 graduate of Hofstra University's television video production program.

Tim and his wife, Kristine, live in Wayne, NJ.



VICKY VITARELLI

**SENIOR DIRECTOR,
MARKETING**

**EXPERIENCE:
NFL: 7th / Jets: 7th**

Vicky Vitarelli is entering her seventh season with the Jets and fourth as senior director of marketing. Her duties include oversight of newyorkjets.com and integrated brand management of "off-the-field" marketing across all aspects of the Jets' brand and communications.

Prior to joining the Jets' organization, she was vice president, brand building for MasterCard International. Before joining MasterCard, she developed brand advertising for leading

consumer brands as a member of agencies that included Publicis Bloom, Bozell Worldwide and Ogilvy & Mather.

Vitarelli earned a bachelor's degree in marketing from the State University of New York/College at Oswego. In 2004, while on vacation in Tanzania, Africa, she and her husband, Tyler Merson, climbed Mt. Kilimanjaro. They have two children, C.J. and Margaret.



REGAN WATERS

**DIRECTOR,
HUMAN RESOURCES**

**EXPERIENCE:
NFL: 4th / Jets: 4th**

Regan Waters is entering her fourth season with the Jets as director of human resources. Waters is responsible for all aspects of human resources and office administration for the Jets' organization. Before joining the Jets, she was Senior Director, Human Resources for MTV Networks.

Waters has a degree in elementary education from Loyola University (MD) and a graduate degree in human resources management and organizational development from NYU. A native of Red Bank, NJ, Waters resides in Hoboken, NJ.

**DR. KENNETH MONTGOMERY****ORTHOPEDIC SURGEON, HEAD TEAM PHYSICIAN
AND CHAIRMAN OF THE MEDICAL DEPARTMENT****EXPERIENCE:****NFL: 12th / Jets: 12th**

Dr. Kenneth Montgomery is entering his 12th season with the Jets as a member of the medical staff and was promoted to the head team physician in 2008. He first worked with the team as a sports medicine fellow during the 1995 season. Montgomery served as a team orthopedist with the New York Islanders from 1997-2009 and was the section chief of Sports Medicine at ProHEALTH Care Associates in Lake Success, NY from 1997 to 2005. He is currently practicing at Tri-County Orthopedics and Sports Medicine, in Morristown, NJ.

Montgomery served his residency in orthopedic surgery at the Hospital for Special Surgery (1991-95) and was a

sports medicine fellow at Lenox Hill Hospital (1995-96), where he worked with the Jets and New York Rangers. He also completed a hand and upper extremity fellowship at Harvard (1996-97). Montgomery attended medical school and received his MD from the University of California at San Francisco, and received his undergraduate degree from Cal-Irvine. Born in Montebello, CA, Montgomery and his wife, Dr. Leslie Montgomery, have one son, Dylan, and one daughter, Elena.

**DR. ELLIOT HERSHMAN****TEAM ORTHOPEDIST****EXPERIENCE:****NFL: 25th / Jets: 25th**

Dr. Elliott Hershman is entering his 25th season with the Jets. He was promoted to his current position of team orthopedist after the 1991 season after serving as the team's associate orthopedic surgeon from 1987-91. He began working with the Jets in 1976 as a medical student, and worked with the team as an orthopedic resident at Lenox Hill Hospital in 1982. Hershman continued specialized training in sports medicine at the Cleveland Clinic in 1984-85, where he worked with the Cleveland Browns and Cleveland Cavaliers before returning to Lenox Hill Hospital as an

attending physician. He now holds the position of Chairman of Orthopedic Surgery at Lenox Hill Hospital. He is the chairman of the NFL Injury and Safety Panel and also has served as team orthopedist for the New York Islanders from 1996-2009. Hershman also is the chief of orthopedics at ProHEALTH Care Associates in Lake Success, NY.

Born in Jacksonville, NC, he earned his bachelor's degree and MD from the University of Rochester. Hershman and his wife, Susan, have two sons, Todd and Daniel.



DR. DAMION MARTINS

DIRECTOR OF INTERNAL MEDICINE

EXPERIENCE:

NFL: 3rd / Jets: 2nd

Dr. Damion Martins is entering his second season with the Jets as the Director of Internal Medicine. He began working with the team in 2002 as a medical consultant. Martins has extensive experience in Sports Medicine, providing coverage to the US Open since 2002 and was the Chief of Internal Medicine for the US Open Tennis Championship from 2005-08. He has also served as team physician to the NHL's New York Islanders, AFL's New York Dragons, Molloy College, SUNY Old Westbury and Hofstra University. Martins is currently the Director of Sports Performance at Atlantic Health and Assistant Clinical Professor of Medicine at Mount Sinai School of Medicine.

Dr. Martins graduated from Georgetown University School of Medical where he also obtained his master's degree in Exercise Physiology and Biophysics. He completed his internship and residency training in Internal Medicine at Georgetown University Medical Center. He did his fellowship in Sports Medicine at the University of Maryland, where he served as Fellow Team Physician for the NFL's Baltimore Ravens, the Baltimore Bayhawks and University of Maryland's Terps. Dr. Martins and his wife, Tricia, have three children, Daylin, Gavin and Payton.



DR. ANDREW A. WILLIS

ASSOCIATE TEAM ORTHOPEDIST

EXPERIENCE:

NFL: 3rd / Jets: 3rd

Andrew Willis is entering his third season as a member of the New York Jets' medical staff. Dr. Willis joined the Jets' medical team in his current role as associate team orthopedist when the Jets moved into their new training facility in Florham Park prior to the 2008 season. Dr. Willis is a partner at TriCounty Orthopedic & Sports Medicine group practice where he serves as the Director of Sports Medicine Research and Fellowship Education. He is a staff attending physician at Morristown Memorial Hospital in Morristown, New Jersey, where he serves as Chair of Medical Education for Atlantic Sports Health. Dr. Willis is also on the faculty at Lenox Hill Hospital in New York City. He is a double-fellowship trained, board-certified Orthopaedic Surgeon who holds a board subspecialty Certificate of Added Qualifications (CAQ) in both Sports Medicine & Hand Surgery.

Dr. Willis attended Dartmouth College as an undergraduate from 1989-93, where he played defensive back on three

consecutive Ivy League football championship teams. He received his medical degree, with honors (AOA) from Columbia University in 1997 and completed his residency in orthopaedic surgery at the Hospital for Special Surgery, Cornell Medical Center in New York City from 1997-2002. Dr. Willis subsequently completed a fellowship in Sports Medicine at the Hospital for Special Surgery, where he trained under the Head Team Physicians for the New York Giants and the New York Mets. He also completed a second fellowship in hand and elbow surgery at the Mayo Clinic in Rochester, MN.

In addition to his position with the New York Jets, Dr. Willis serves as the Head Team Physician for Drew University (Madison, NJ) and the Delbarton School (Morristown, NJ). Born in Concord, MA, Dr. Willis and his wife, Heather, have one daughter, Morgan, and two sons, Carter and Jackson.


DR. DAVID TAMRES

ASSOCIATE TEAM INTERNIST

EXPERIENCE:**NFL: 3rd / Jets: 3rd**

Dr. David Tamres is entering his third season as a member of the New York Jets medical team, serving as team internist since the Jets moved into their new training facility in Florham Park in 2008. Dr. Tamres is a partner at Madison Internal Medicine Associates, an internal medicine practice in Morristown, NJ.

Dr. Tamres did his undergraduate studies at the University of Pennsylvania, where he graduated in 1992, studying the Biological Basis of Behavior. He received his medical degree from The Mount Sinai School of Medicine in 1996. He then completed his internship and residency in Primary Care Internal Medicine at St. Vincent's Hospital in New York

City (1996-99). Dr. Tamres then served as Chief Medical Resident in internal medicine at St. Vincent's (1999-2000). He has been in his New Jersey practice since 2000. In 2008, Dr. Tamres was named one of New Jersey's Top Doctors in *New Jersey Magazine*. In addition to his position with the New York Jets, Dr. Tamres is an Assistant Clinical Professor of Internal Medicine at UMDNJ-New Jersey Medical School. He is board-certified in Internal Medicine.

Born in Brooklyn, NY, Dr. Tamres lives in Randolph, NJ, with his wife, Jennifer, and his children, Brandon, Hailey and Jason.

STAFF



ANDREW AGRO
Coordinator,
Corporate Partnerships



SAL AIELLO
Seasonal Assistant,
Video/Football



NICOLE AMARAL
Assistant to the EVP/
Business Operations



DAN ASIP
Sales Specialist,
New Meadowlands Stadium



CLAY BALDWIN
Security



MICHAEL BARRETT
Sales Manager,
New Meadowlands Stadium



DARWIN BEACHAM
Seasonal Assistant,
Equipment



RICH BEDEL
Manager,
Operations



JUSTIN BEDNARZ
Sales Specialist,
New Meadowlands Stadium



RICK BENCIVENNI
Coordinator,
Ticket Operations



TRACY BENNETT
Security



KARA BEUSSINK
Sales Coordinator,
New Meadowlands Stadium



JUAN BRAVO
Audio/Visual Technician



BRENDAN BURGER
Assistant,
Equipment



MATTHEW CAOGROSSO
Lead Software Engineer



BILL CARROLL
Security



MATT CARTER
Seasonal Assistant,
Operations



JAMES CASTRONUOVO
Editor, Broadcasting &
Multimedia Production



STEVE CIASULLO
Security Supervisor



COLBY CLARIDY
Seasonal Intern,
Athletic Training



LAURA CLEMENTE
Assistant,
Corporate Communications



MICHELLE CLIFFORD
Receptionist



KRISTIN CONNELLY
Manager,
Marketing



VITO CONTENTO
Manager,
Equipment



JACQUELINE DAVIDSON
Manager,
Football Administration



AARON DEGERNESS
Senior Manager,
Operations



MICHAEL DEMARINO
Sales Specialist,
New Meadowlands Stadium



BRIAN DERMODY
Coaching Assistant,
Strength and Conditioning



DOMINICK DIANDREA
Security



ASHLEY EARLE
Seasonal Assistant,
Media Relations



ROBERT FANELLI
Manager,
Mail & Office Services



EDWARD FEELEY
Manager,
Accounting



ALYSSA FERRUCCI
Sales Specialist,
New Meadowlands Stadium



NICK FILIS
Coordinator,
Media Relations



HARVEY FLATT
Facility Technician



ANTONIA FRANCOIS
Coordinator,
Customer Service –
Sales & Equity Partnerships



CRYSTAL FRASER
Director,
Suite Sales



CHAD FREEMAN
Senior Editor,
Broadcasting &
Multimedia Production



JIM GALLIONE
Assistant Manager,
Equipment



NICK GALLO
Seasonal Intern,
Website/Publications



DENISE GARVEY
Director,
Flight Crew



JOE GASCO
Security



JOHN GIAMMARINO
Security Supervisor



MEGHAN GILMORE
Manager,
Media Relations



MATT GOETZ
Seasonal Intern,
Athletic Training



JAMES HADZIMIRCHALIS
Facility Technician



MATTHEW HENN
Manager,
Fields & Grounds



SARA HICKMANN
Team Psychologist



JACK HOLMGREN
Assistant,
Events & Game Operations



COLE HUFNAGEL
Assistant, Pro Personnel



THERESA HUNZIKER
Administrator,
Accounts Payable



EMMANUEL JACOBO
Sales Manager,
New Meadowlands Stadium



LENA JOHNSON
Administrative Assistant,
Human Resources



MATTHEW JOHNSON
Sales Specialist,
New Meadowlands Stadium



JOSHUA KOCH
Assistant Athletic Trainer



DAVID KOLODZIEJCZYK
Sales Specialist,
New Meadowlands Stadium



CHRISTIE LANDI
Senior Sales Manager,
New Meadowlands Stadium



CASEY LANE
Seasonal Assistant,
Operations



GUY LEPORE
Sales Specialist,
New Meadowlands Stadium



MICHAEL LEVINE
Season Ticket
Service Representative



THOMAS LOOSSE
Facility Technician



JOHN MACCARTER
Manager,
Finance




RYAN MAHANES
Assistant,
Video



PAUL MARSH
Senior Manager,
Website Technology



EUGENE MARTEL
Facility Technician



DENNIS MAYER
Manager,
Accounting



TOM MCCAULEY
Security Supervisor



TRISH MCLEOD
Assistant,
Events & Game Operations



MICHAEL MEIROWITZ
Sales Specialist,
New Meadowlands Stadium



JENNIFER MICELI
Senior Manager,
Corporate Partnerships



CHRIS MILLER
Desktop Support



JAMES MONTALBANO
Seasonal Assistant,
Video/Football



MANUEL MORELL
Security Supervisor



CHRISTINA MULLER
Sales Specialist,
New Meadowlands Stadium



KIM NASH
Coordinator,
Corporate Partnerships



MIKE NEARY
Security Supervisor



NORA NEUSTADT
Coordinator,
Ticket Operations



BUDDY NOCERINO
Security



COREY NORKIN
Manager,
Suite Sales



JOCELYN NORMAN
Assistant to the EVP/
Finance & Stadium
Development




ERIN O'GRADY
Seasonal Assistant,
Media Relations



RYAN O'HEIR
Assistant,
Video



JIM O'NEIL
Coaching Assistant,
Assistant Defensive Backs



KEVIN ORLOSKI
Seasonal Intern,
Athletic Training



SANDRA OSIPOWITZ
Manager,
Corporate Partnerships



ANDREA PAGNANELLI
Sales Manager,
New Meadowlands Stadium



CHRISTINE PATTERSON
Administrative Assistant



JOSH PEIKON
Director,
Suite Sales



AL PEREIRA
Team Photographer/
Photo Manager



CRAIG PERRELLI
Security



MARC PHILOBOS
Senior Sales Coordinator,
New Meadowlands Stadium



OSWALD PIERRE
Facility Technician



JOE PIZZI
Security



NADEGE PLUVIOSE
Season Ticket
Service Representative



THERESA POWER
Sales Specialist,
New Meadowlands Stadium



DREW RAUB
Sales Specialist,
New Meadowlands Stadium



LAUREN REED
Assistant to the EVP/
General Manager



RICHARD ROSSI
Sales Specialist,
New Meadowlands Stadium



RYAN RUZIKA
Associate Producer,
Broadcasting &
Multimedia Production



MIKE RYAN
Manager,
Web Operations

**MONTELLE SANDERS**Coordinator,
Operations**SANDY SARBADHIKARI**Director,
Suite Sales**LARRY SAUER**Sales Specialist,
New Meadowlands Stadium**GREG SAUNSEN**

Software Developer

**DONALD SCHNAARS**Manager,
Desktop Support**ANDREW SCHUMAN**Sales Specialist,
New Meadowlands Stadium**RUSSELL SCIBETTI**Senior Manager,
Database Marketing & CRM**MICHAEL SCOTT**Manager,
Creative Services**JONATHAN SHARPE**Sales Specialist,
New Meadowlands Stadium**DAN SIDLE**Seasonal Assistant,
Fields & Grounds**KATHRYN SMITH**Assistant,
Player Personnel**JONAH SNYDER**Assistant,
Fields & Grounds**BRUCE SPEIGHT**Senior Director,
Media Relations**ANDREW STEIN**Director,
Suite Sales**JENNIFER SWENGLER**Project Coordinator,
New Meadowlands Stadium**WILLIAM TORPEY**Coordinator,
Ticket Operations**CHRIS UBBENS**Senior Producer,
Broadcasting &
Multimedia Production**CHRISTIE UPTON**

Executive Assistant

**MICHAEL VADUYN**Sales Specialist,
New Meadowlands Stadium**KATHLEEN WADDELL**Sales Specialist,
New Meadowlands Stadium



CHARLES WANDE
Coordinator,
Community Relations



KACHANA WILDER
Senior Payroll Specialist



JARED WINLEY
Director,
Public Relations



LAURA YOUNG
Assistant to the Head Coach



DAVID ZUFFELATO
Assistant Athletic Trainer

ALL-TIME JETS' QUARTERBACKS STARTING RECORDS

Quarterback	Years	Regular Season				Pct.	Postseason			
		Starts	W	L	T		Starts	W	L	Pct.
Dick Jamieson	1960-61	1	1	0	0	1.000				
Quincy Carter	2005	3	2	1	0	.667				
Ray Lucas	1997-00	9	6	3	0	.667				
Pat Ryan	1978-89	19	11	8	0	.579	2	1	1	.500
Vinny Testaverde	1998-03	61	35	26	0	.574	3	1	2	.333
Brett Favre	2008	16	9	7	0	.563				
Mark Sanchez	2009-	15	8	7	0	.533	3	2	1	.666
Chad Pennington	2000-07	61	32	29	0	.525	5	2	3	.400
Joe Namath	1965-76	126	61	61	4	.500	3	2	1	.667
Butch Songin	1962	2	1	1	0	.500				
Jack Trudeau	1994	2	1	1	0	.500				
Al Dorow	1960-61	27	13	14	0	.481				
Ken O'Brien	1983-92	106	50	55	1	.476	2	0	2	.000
Richard Todd	1976-83, 86	93	42	50	1	.457	4	2	2	.500
Matt Robinson	1977-79	14	6	8	0	.429				
Dick Wood	1963-64	27	10	15	2	.407				
Mike Taliaferro	1964-67	5	2	3	0	.400				
Neil O'Donnell	1996-97	20	8	12	0	.400				
Kellen Clemens	2006-	9	4	5	0	.444				
Bob Davis	1970-72	8	3	5	0	.375				
John Green	1962-63	8	3	5	0	.375				
Boomer Esiason	1993-95	42	15	27	0	.357				
Lee Grosscup	1962	3	1	2	0	.333				
Rick Mirer	1999	6	2	4	0	.333				
Al Woodall	1969-74	19	5	14	0	.263				
Bubby Brister	1995	4	1	3	0	.250				
Browning Nagle	1991-93	13	3	10	0	.231				
Brooks Bollinger	2005	9	2	7	0	.222				
Frank Reich	1996	7	1	6	0	.143				
Bill Demory	1973	3	1	2	0	.333				
Marty Domres	1977	2	0	2	0	.000				
Tony Eason	1989	2	0	2	0	.000				
Glenn Foley	1994-98	8	1	7	0	.125				
David Norrie	1987	2	0	2	0	.000				
J.J. Jones	1975	1	0	1	0	.000				
Kyle Mackey	1989	1	0	1	0	.000				
Galen Hall	1963	2	0	2	0	.000				
Totals		756	340	408	8	.450	22	10	12	.455



PLAYERS





3
QUARTERBACK

ERIK AINGE

6-5/221/Tennessee
24 years old (as of opening weekend)

Hillsboro, OR/Glencoe HS
EXPERIENCE: NFL: 3 / Jets: 3rd
ACQUIRED: D5 (162), 2008 NFL Draft

CAREER HIGHLIGHTS

- ◇ Spent 14 regular-season games and all three postseason contests as the third quarterback in 2009.
- ◇ Led the team in passing in the 2009 preseason, completing 28-of-49 passes for 435 yards with four touchdowns and no interceptions for a passer rating of 113.9.

CAREER TRANSACTIONS

- ◇ 10/28/08, NYJ, IR
- ◇ 4/27/08, NYJ, D5 (162)

SEASON-BY-SEASON REVIEW

2009 (JETS) Inactive for all 16 regular-season games spending 14 as the third quarterback...Dressed for all three postseason games but was inactive as the third quarterback.

2008 (JETS) Made the roster as the fourth quarterback spending the first seven games of the season on the inactive list... Place on injured reserve on 10/28.

BEFORE THE NFL

- ◇ Finished 733-of-1210 (60.6 percent) for 8,700 yards, 72 touchdowns and 35 interceptions in 46 games (35 starts) in four seasons at Tennessee...Also rushed for one touchdown.
- ◇ As a senior, was 325-of-519 (62.6 percent) for 3,522 yards, 31 touchdowns and 10 interceptions, earning Draddy Award semifinal status and All-SEC honorable mention.
- ◇ As a junior, was 233-of-348 passes (66.3%) for 2,989 yards, 19 touchdowns and nine interceptions...Academic All-SEC choice in each of his first three seasons and was a semifinalist for the Manning and O'Brien Awards.
- ◇ Started five games his sophomore year, throwing for 737 yards on 66-of-145 passes (45.5%) with five touchdowns and seven interceptions.
- ◇ Played in nine games, starting six as a true freshman... Finished season completing 109-of-198 passes (55.1%) for 1,452 yards, 17 touchdowns and nine interceptions... Second-team Freshman All-American and Offensive Freshman of the Year by *The Sporting News* as well as Freshman All-SEC.

◇ Earned 2003 Oregon Gatorade Player of the Year honors at Glencoe HS near Portland and was named to the Prep Star All-American squad.

◇ Led the state as a senior in passing yards, completions and touchdowns, as he threw for 3,078 yards, 24 touchdowns and eight interceptions.

OFF THE FIELD

- ◇ Political Science major at Tennessee.
- ◇ Father, Doug, played basketball at BYU, and is a college basketball coach at Linfield College.
- ◇ Uncle, Danny Ainge, who also played basketball at BYU, is the GM of the Boston Celtics...Danny played major league baseball and played and coached in the NBA.
- ◇ Ainge's cousin, Austin, Danny's son, also played basketball at BYU.
- ◇ Grandfather, Don Ainge, was drafted by the Boston Red Sox.
- ◇ Garnered *Street & Smith's* All-American preseason honorable mention as a basketball guard at Glencoe HS...averaged 16.4 points per game as a junior.
- ◇ Also lettered in baseball during his freshman and sophomore campaigns.
- ◇ Was an award presenter at the National Conference on Volunteering and Service at Radio City Music Hall in June, 2010.
- ◇ Attended Project Hope 5/24/08 at Times Square Church, Manhattan to greet and support U.S. military members and underprivileged youth.
- ◇ Participated in Taste of the NFL, 5/22/08, in order to raise money for the ShopRite Partners in Caring Fun, dedicated to fighting hunger throughout the New York metropolitan area.
- ◇ Visited Mercy First Hospital, 5/18/08, in order to provide support and encouragement for local patients.
- ◇ Stayed with Kellen Clemens on his recruiting trip to Oregon before opting to attend Tennessee.



88
WIDE RECEIVER

AUNDRAE ALLISON

6-0/198/East Carolina

26 years old (as of opening weekend)

Kannapolis, NC/A.L. Brown HS

EXPERIENCE: NFL: 3 / Jets: 2nd

ACQUIRED: Waivers (MIN, 8/5/09)

ENTERED NFL: MIN D5 (146), 2007 NFL Draft

CAREER HIGHLIGHTS

- ◇ Has played in 26 games in his career hauling in 18 passes for 231 yards.
- ◇ Added 674 yards and a touchdown on 26 career kickoff returns and 58 yards on nine punt returns.
- ◇ Named NFC Special Teams Player of the Week in Week 13 of the 2007 season after returning a kickoff 104 yards for a touchdown.

CAREER TRANSACTIONS

- ◇ 9/5/09, NYJ, IR
- ◇ 8/5/09, NYJ, Claimed off Waivers (MIN)
- ◇ 8/4/09, MIN, Waived
- ◇ 4/29/07, MIN, D5 (146)

SEASON-BY-SEASON REVIEW

2009 (JETS) Claimed off waivers from MIN at the start of training camp...Suffered an injury in the final preseason game and was placed on IR on 9/5.

2008 (MIN) Appeared in 15-of-16 regular season games and his first-career postseason game...Pulled in a career-best 10 receptions for 109 yards...Added 58 yards on nine punt returns and 100 yards on six kickoff returns...Posted a play of 20-or-more yards on a kickoff return (22), punt return (27) and a reception (21). **POSTSEASON: (Wild Card: 1/4 vs. PHI)**...Played in his first-career postseason game, but did not record any stats. **SEASON HIGHLIGHTS: (10/19 at CHI)**...Established a career-high with three receptions. **(9/14 vs. IND)**...Posted a season-high with 37 yards receiving...Returned a Hunter Smith punt a career-high 27 yards to help set up a field goal. **(9/8 at GB)**...Registered his first-career punt return when he returned a David Frost kick for a gain of three yards on Monday Night Football.

2007 (MIN) Appeared in 11 games his rookie season, pulling eight passes for 122 yards and rushing twice for three yards...Notched 20 kickoff returns for 574 yards and 104-yard touchdown...He returned three kickoffs for 60-or-more yards on his way to a 28.7 yards per kickoff-return average,

the third highest in the league...Named NFC Special Teams Player of the Week for Week 13. **SEASON HIGHLIGHTS: (12/2 vs. DET)**...Received NFC Special Teams Player of the Week honors after establishing a career high, returning three kicks for 144 yards, including a 104-yard kickoff return touchdown, the first touchdown of his career and the longest play in MIN history...Also hauled in a 35-yard pass from Tavaris Jackson, the longest reception of his career, en route to a career-high 52 yards receiving. **(11/4 vs. SD)**...Following a SD touchdown, returned the kickoff 62 yards to help set up a game-tying one-yard run from Adrian Peterson. **(9/16 at DET)**...Returned the first kickoff of his career 60 yards to set up a Jason Hanson field goal. **(9/9 vs. ATL)**...Pulled in an 11-yard Jackson pass for his first-career NFL reception late in the third quarter.

BEFORE THE NFL

- ◇ Spent the first two years of his college career at Georgia Military College before becoming a first-team All-Conference USA honoree in 2005 and a second-team Conference USA selection in 2006 in his two seasons at East Carolina.
- ◇ Amassed 145 receptions (ranked second) for 1,732 yards (ranked third) in his two-year ECU career...Set the school single-season yardage record when he caught 83 passes for 1,024 yards.
- ◇ Despite not playing football until his junior year of high school, was an *Associated Press* All-State selection during senior season...Despite missing two games his senior season, finished with 50 receptions for 1,101 yards and nine touchdowns.

OFF THE FIELD

- ◇ Communications major at East Carolina and received an associate's degree from Georgia Military.
- ◇ The youngest of five children.
- ◇ Lettered four years in basketball at A.L. Brown (NC) high school before picking up football in his junior year.

AUNDRAE ALLISON'S CAREER STATISTICS

Year/Tm	G/S	Rec	Yds	Avg	Lg	TD
07/MIN	11/0	8	122	15.3	35	0
08/MIN	15/0	10	109	10.9	21	0
09/NYJ		INJURED RESERVE				
NFL Tot	26/0	18	231	12.8	35	0
Jets Tot	0/0	-	-	-	-	-

Additional Statistics

Rushing: 3-4 (Career): 1-1 (2008); 2-3 (2007)

Kickoff Returns: 26-674 (Career): 6-100 (2008); 20-574 (2007)

Punt Returns: 9-58 (Career): 9-58 (2008)

Career Bests

Receptions: 3 (10/19/08 at CHI)

Receiving Yards: 52 (12/2/07 vs. DET)

Longest Reception: 35 (12/2/07 vs. DET)

Longest Play: 104t Kickoff Return (12/2/07 vs. DET)

CAREER POSTSEASON STATISTICS

Year/Tm	G/S	Rec	Yds	Avg	Lg	TD
08/MIN	1/0	-	-	-	-	-
Totals	1/0	0	0	0.0	0	0



11
QUARTERBACK

KELLEN CLEMENS

6-2 / 221 / Oregon

27 years old (as of opening weekend)

Burns, OR/Burns HS

EXPERIENCE: NFL: 5 / Jets: 5th

ACQUIRED: D2 (49), 2006 NFL Draft

CAREER HIGHLIGHTS

- ◇ Entering his fifth season, the former second-round selection has played in 24 games, making starts in nine...Completed 146-of-282 passes (51.8%) for 1,680 yards, five touchdowns and 11 interceptions in his career...Has added 119 yards and a touchdown on his 44 career-rushing attempts.
- ◇ Made his NFL debut at JAX on 10/18/06 and started his first-career game at BLT on 9/16/07, connecting with Chris Baker for his first-career touchdown pass...Added the first rushing touchdown of his career vs. CLV on 12/9/07.

CAREER TRANSACTIONS

- ◇ 4/12/10, NYJ, Re-Signed, RFA
- ◇ 4/29/06, NYJ, D2 (49)

SEASON-BY-SEASON REVIEW

2009 (JETS) Was the backup to Mark Sanchez for 15 games, starting at TB, 12/13, when Sanchez was injured...Finished the season completing 13-of-26 passes for 125 yards with no touchdowns and no interceptions and was sacked four times...Ran 12 times for one yard. **POSTSEASON:** Served

as the holder on special teams in all three postseason contests. **SEASON HIGHLIGHTS: (1/3 vs. CIN)**...Came in for the final two series of the 37-point playoff-clinching win handing off for six plays in the first series and kneeling out the clock in the second. **(12/13 at TB)**...Named a game captain as he made his first start of the season and his first since the 2007 season finale vs. KC, 12/30/07...Completed 12-of-23 passes for 111 yards and rushed three times for two yards...Received a game ball for his role in the 23-point victory. **(12/3 at BUF)**...Came with 7:42 remaining in the third quarter after Mark Sanchez exited with an injury...Attempted two passes, completing one for 14 yards to convert on third-and-12 and set a field goal that gave the Jets a nine-point lead. **(11/29 vs. CAR)**...Following a third-quarter injury to Sanchez, entered the game and threw incomplete to Tony Richardson before Sanchez returned in the next series. **(11/15 vs. JAX)**...Named game captain and saw action on special teams as the holder. **(11/1 vs. MIA)**...Replaced Steve Weatherford as the holder on special teams and served that role for the remainder of the regular season and all three postseason games. **(10/25 at OAK)**...Entered the game for the final series and ran out the clock to finish the 38-point victory.



2008 (JETS) Appeared in two games as the primary backup to Brett Favre...Completed three-of-five passes for 26 yards and an interception. **SEASON HIGHLIGHTS: (11/9 vs. SL)**...Did not attempt a pass but orchestrated a 16-play drive that feature 13 rushing attempts and took the final 11:09 of the game before kneeling on the ball for the final three plays. **(9/22 at SD)**...Came in for the final series of the game and connected on three-of-five passes for 26 before being intercepted.

2007 (JETS) Started eight of the 10 games in which he appeared en route to career-highs in every category...Completed 130 of his 250 passing attempts for 1,529 yards, five touchdowns and 10 interceptions...Added 111 more yards and a touchdown on his 27 rushing attempts. **SEASON HIGHLIGHTS: (12/30 vs. KC)**...Returned to the starting lineup two weeks after being injured and found Thomas Jones for 15 yards for the only Jets touchdown of the game...Registered a career-best eight rushing attempts for 18 yards and threw 25 passes, completing 13 for 115 yards and a touchdown in the season-finale victory. **(12/16 at NE)**...Picked off on his only passing attempt as he was hit as he threw, knocking him out of the game with an injury. **(12/9 vs. CLV)**...Completed a career-high 24 of his 41 passes for a career-best 286 yards...Ran for the first touchdown of his career when he scored on a one-yard plunge late in the fourth quarter to cut the lead to five. **(12/2 at MIA)**...Threw for 236 yards, one touchdown and one interception on 15-of-24 passing as he posted a career-best 91.7 quarterback rating...Put the Jets ahead for good when he found Brad Smith for a 19-yard touchdown late in the second quarter. **(11/22 at DAL)**...Connected on 12-of-27 passes for 142 yards and an interception as he started the Thanksgiving Day game. **(11/18 vs. PIT)**...Recorded his first win as a starting quarterback...Set up an opening drive one-yard touchdown toss to Chris Baker with a career-best 56-yard pass to Laveranues Coles two plays earlier...Finished the contest 14-of-31 passing for 162 yards with one touchdown and one interception...Also rushed once for 15 yards...Led the Jets on a 13-play, 76-yard drive that resulted in a game-tying field goal with 26 seconds remaining in the fourth quarter. **(11/4 vs. WAS)**...Started and threw a career-high 42 passes completing 23 of them for 226 yards and one-yard touchdown to Joe Kowalewski...Ran for a career-best 48 yards on seven carries including an 18-yard scamper on third-and-one that helped keep the drive alive for his touchdown pass...Led a 16-play, 64-yard drive for a field goal that forced overtime and converted four first downs on the drive, three passing and one rushing. **(10/28 vs. BUF)**...Came in for Chad Pennington with 3:32 remaining in the fourth quarter...Completed five-of-12 passes for 67 yards and two interceptions. **(9/16 at BLT)**...Made the first start of his career as an injury the previous week sidelined Pennington...Led two fourth-quarter scoring drives to cut the lead to seven before a third would-be scoring drive ended

with an interception...Connected with Baker on a three-yard touchdown pass...Connected with Jericho Cotchery on fourth-and-seven for 23 yards to set up the touchdown and again for 50 yards on the Jets' final drive. **(9/9 vs. NE)**...Entered with 10:06 remaining in the third quarter after an injury to Pennington and completed the first pass of his career for six yards to Jones...Re-entered the game with 6:44 left in the fourth quarter and finished the game completing five-of-10 passes for 35 yards.

2006 (JETS) Appeared in two games his rookie season, attempting one pass which fell incomplete...Rushed twice for 10 yards and was sacked four times. **POSTSEASON:** Dressed but remained inactive as the team's third quarterback. **SEASON HIGHLIGHTS: (12/10 vs. BUF)**...Entered the game in the fourth quarter as the third quarterback but did not attempt a pass...Ran once for eight yards and was sacked twice. **(10/8 at JAX)**...Despite being listed as the third quarterback, made his NFL debut and attempted the first pass of his career when he threw incomplete to Justin McCareins...Added a rushing attempt for two yards while being sacked twice.

BEFORE THE NFL

- ◇ At Oregon, ranked fifth in the nation in total offense in 2005 (329.2 ypg), finishing with 185-of-289 passing (64.0%) for 2,406 yards (11th best in school history), 19 touchdowns and four interceptions.
- ◇ Posted three rushing touchdowns, three passing touchdowns and a career-best 437 passing yards in a road victory over Washington State during his junior season.
- ◇ Started all 13 games in 2003, and responded by throwing for more touchdown passes and yards than any sophomore in school history (surpassing Dan Fouts - 16 touchdowns, 2,390 yards, 1970).
- ◇ The *USA Today* All-American and Oregon Gatorade Player-of-the-Year at Burns HS, he completed 218-of-395 passes for 3,464 yards and 37 touchdowns with 325 rushing yards and 15 touchdowns his senior season...Amassed seven of 10 votes on the *Long Beach Press-Telegram's* Best in the West list in addition to *Tacoma News Tribune* Northwest Nuggets.
- ◇ Closed HS career throwing for state-record 8,646 yards (610-of-1,112) and 102 touchdowns.

OFF THE FIELD

- ◇ Wife, Nicole, daughter, Kate Elizabeth, born March 2008, son, Grant Michael, born May 2009.
- ◇ Attended Pope Benedict XVI's Mass at National Park in Washington DC, 4/17/08, as a member of Catholic Athletes for Christ...Pope Benedict saw Kate Clemens in the aisle and blessed and kissed her. "My eyes welled up with tears, it was such a moving experience," Clemens remarked.

- ◇ Attended Play 60 Draft Week Event in 2008 in Central Park in NYC, encouraging kids to be active 60 minutes a day.
- ◇ Graduated from Oregon with a degree in Business Administration.
- ◇ Raised on a 3,500 acre family ranch with more than 100 cows.
- ◇ After wearing No. 6 in 2006, switched to No. 11, his college number, when it became available for the 2007 season.

- ◇ Joins recent and current NFL quarterbacks from the state of Oregon (Derek Anderson - Scappoose, Joey Harrington - Portland, A.J. Feeley - Ontario, Erik Ainge - Hillsboro).
- ◇ Attended the United Way Gridiron Gala, 4/11/07, to help celebrate the NFL's 30-year partnership with United Way.

KELLEN CLEMENS' CAREER STATISTICS

Passing

Yr/Tm	G/S	Att	Cmp	Pct	Yds	Y/Att	TD	Int	Lg	Sk/Yds	Rating
06/NYJ	2/0	1	0	0.0%	0	0.0	0	0	-	4/27	39.6
07/NYJ	10/8	250	130	52.0%	1529	6.1	5	10	56	27/138	60.9
08/NYJ	2/0	5	3	60.0%	26	5.2	0	1	11	0/0	34.2
09/NYJ	10/1	26	13	50.0%	125	4.8	0	0	26	4/21	63.8
Totals	24/9	282	146	51.8%	1680	6.0	5	11	56	35/186	59.7

Additional Statistics

Rushing: 44-119 (Career); 12-1 (2009); 3-(-3) (2008); 27-111 (2007); 2-10 (2006)

Career Record as a Starter

4-5 (.444) (Career); 1-0 (1.000) (2009); 3-5 (.375) (2007)

Career Bests

Attempts: 42 (11/4/07 vs. WAS)

Completions: 24 (12/9/07 vs. CLV)

Yards Passing: 286 (12/9/07 vs. CLV)

Completion Percentage: 62.5% (12/2/07 at MIA)

Passer Rating: 91.7 (12/2/07 at MIA)

Touchdowns Passing: 1 (five times, last 12/30/07 vs. KC)

Interceptions: 2 (three times, last 12/9/07 vs. CLV)

Longest Completion: 56 (11/18/07 vs. PIT)

Longest Touchdown: 19t (12/2/07 at MIA)

Rushing Attempts: 8 (12/30/07 vs. KC)

Rushing Yards: 48 (11/4/07 vs. WAS)

Rushing Touchdowns: 1 (12/9/07 vs. CLV)

Longest Rush: 18 (11/4/07 vs. WAS)

CAREER POSTSEASON STATISTICS

Yr/Tm	G/S	Att	Cmp	Pct	Yds	Y/Att	TD	Int	Lg	Sk/Yds	Rating
06/NYJ	-	-	-	-	-	-	-	-	-	-	-
09/NYJ	3/0	-	-	-	-	-	-	-	-	-	-
Totals	3/0	0	0	0.0%	0	0.0	0	0	0	0	0

KELLEN CLEMENS GAME-BY-GAME

2009 New York Jets

Date	Opp	W/L	GP	GS	Att	Cmp	Pct	Yds	Yds/Att	TD	Int	Lg	Sk	Rating
9/13	at HST	W						DID NOT PLAY						
9/20	NE	W						DID NOT PLAY						
9/27	TEN	W						DID NOT PLAY						
10/4	at NO	L						DID NOT PLAY						
10/12	at MIA	L						DID NOT PLAY						
10/18	BUF	L						DID NOT PLAY						
10/25	at OAK	W	1	0	-	-	-	-	-	-	-	-	-	-
11/1	MIA	L	1	0	-	-	-	-	-	-	-	-	-	-
11/15	JAX	L	1	0	-	-	-	-	-	-	-	-	-	-
11/22	at NE	L	1	0	-	-	-	-	-	-	-	-	-	-
11/29	CAR	W	1	0	1	0	0.0	0	0.0	0	0	0	0	39.6
12/3	at BUF	W	1	0	2	1	50.0	14	7.0	0	0	14	3	72.9
12/13	at TB	W	1	1	23	12	52.2	111	4.8	0	0	26	1	65.7
12/20	ATL	L	1	0	-	-	-	-	-	-	-	-	-	-
12/27	at IND	W	1	0	-	-	-	-	-	-	-	-	-	-
1/3	CIN	W	1	0	-	-	-	-	-	-	-	-	-	-
2009 Totals			10	1	26	13	50.0	125	4.8	0	0	26	4	63.8

2008 New York Jets

Date	Opp	W/L	GP	GS	Att	Cmp	Pct	Yds	Yds/Att	TD	Int	Lg	Sk	Rating
9/22	at SD	L	1	0	5	3	60	26	5.2	0	1	11	0	34.2
11/9	SL	W	1	0	-	-	-	-	-	-	-	-	-	-
2008 Totals			2	0	5	3	60	26	5.2	0	1	11	0	34.2

2007 New York Jets

Date	Opp	W/L	GP	GS	Att	Cmp	Pct	Yds	Yds/Att	TD	Int	Lg	Sk	Rating
9/9	NE	L	1	0	10	5	50	35	3.5	0	0	11	1	58.3
9/16	at BLT	L	1	1	37	19	51.4	260	7	1	2	50	4	60.6
9/23	MIA	W						DID NOT PLAY						
9/30	at BUF	L						DID NOT PLAY						
10/7	at NYG	L						DID NOT PLAY						
10/14	PHI	L						DID NOT PLAY						
10/21	at CIN	L						DID NOT PLAY						
10/28	BUF	L	1	0	12	5	42	67	5.6	0	2	20	0	20.5
11/4	WAS	L	1	1	42	23	54.8	226	5.4	1	0	39	3	78.1
11/18	PIT	W	1	1	31	14	45.2	162	5.2	1	1	56	3	58.8
11/22	at DAL	L	1	1	27	12	44.4	142	5.3	0	1	31	3	45.6
12/2	at MIA	W	1	1	24	15	62.5	236	9.8	1	1	51	6	91.7
12/9	CLV	L	1	1	41	24	58.5	286	7	0	2	32	4	59.6
12/16	at NE	L	1	1	1	0	0	0	0	0	1	0	0	0
12/23	at TEN	L						DID NOT PLAY						
12/30	KC	W	1	1	25	13	52.0	115	4.6	1	0	19	3	77.9
2007 Totals			10	8	250	130	52.0	1,529	6.1	5	10	56	27	60.9

2006 New York Jets

Date	Opp	W/L	GP	GS	Att	Cmp	Pct	Yds	Yds/Att	TD	Int	Lg	Sk	Rating
10/8	at JAX	L	1	0	1	0	0	0	0	0	0	0	2	39.6
12/10	BUF	L	1	0	0	0	0	0	0	0	0	0	2	0
2006 Totals			2	0	1	0	0	0	0	0	0	0	4	39.6



87
WIDE RECEIVER

DAVID CLOWNEY

6-0/188/Virginia Tech
25 years old (as of opening weekend)
Delray Beach, FL/Atlantic HS
EXPERIENCE: NFL: 3 / Jets: 4th
ACQUIRED: Signed, from GB Practice Squad, 10/3/07
ENTERED NFL: GB D5 (157), 2007 NFL Draft

CAREER HIGHLIGHTS

- ◇ Posted career numbers of 15 receptions for 217 yards, three rushes for one yard and three kickoff returns for 81 yards in his 15-career games.
- ◇ Posted a career-high 79 yards receiving and scored on a 35-yard touchdown pass in 2009 at OAK.
- ◇ Has posted more than 220 yards receiving in each of the last two preseasons and has scored five touchdowns, including three on passes of 73, 71 and 70 yards.

CAREER TRANSACTIONS

- ◇ 12/31/07, NYJ, Signed, Reserve/Future
- ◇ 12/10/07, NYJ, IR/Practice Squad
- ◇ 10/25/07, NYJ, Signed, Practice Squad
- ◇ 10/24/07, NYJ, Waived

- ◇ 10/3/07, NYJ, Signed from GB Practice Squad
- ◇ 9/3/07, GB, Signed, Practice Squad
- ◇ 9/1/07, GB, Waived
- ◇ 4/29/07, GB, D5 (157)

SEASON-BY-SEASON REVIEW

2009 (JETS) Appeared in 13 games, with three starts and established career-highs with 14 receptions for 191 yards and a touchdown...Recorded the first-rushing attempts of his career and finished the season with three carries for one yard...Added a special teams tackle and returned three kickoff for 81 yards. **POSTSEASON:** Appeared in two of the three postseason games, including the Wild Card win at CIN but did not record any stats. **SEASON HIGHLIGHTS: (12/3 at BUF)**...Started and notched a career-best 13 yards rushing when he took a handoff from Sanchez into BUF

territory. **(11/22 at NE)**...Returned the first kickoff of his career for 37 yards in the fourth quarter. **(10/25 at OAK)**...Registered a career-best 79 receiving yards and scored his first-career touchdown on a 35-yard pass from Sanchez... Added two yards on his first-career rushing attempt as well. **(10/18 vs. BUF)**...Named a game captain and made his first-career start while seeing action on offense. **(10/12 at MIA)**...Caught four passes for 72 yards, including a career-long 53-yard pass from Mark Sanchez that set up a one-yard Thomas Jones touchdown to give the Jets a fourth-quarter lead on Monday Night Football.

2008 (JETS) Active for two games and notched his first-career reception and made a tackle on special teams. **SEASON HIGHLIGHTS: (12/14 vs. BUF)**...Made his NFL debut and recorded the first reception of his career when he pulled in a 26-yard pass from Brett Favre...Also recorded a special teams tackle.

2007 (JETS) Signed off the GB practice squad on 10/3 and spent three weeks on the active roster before joining the NYJ practice squad...Placed on Practice Squad IR on 12/10.

BEFORE THE NFL

- Recorded 93 receptions for 1,373 yards and six touchdowns in his four seasons at Virginia Tech...Added 119 yards on five kickoff returns.
- Led school in receptions in both his junior and senior season with 34.
- Helped Atlantic (FL) HS to an undefeated regular season and earned Class 5A All-State honorable mention as a senior when he recorded 25 catches for 576 yards and 10 touchdowns...Also returned two kickoffs for touchdowns.

OFF THE FIELD

- Has a license in certified property management.
- Hosted his second-annual David Clowney All-Star Football Camp in Palm Beach County, FL in June 2010, helping high school varsity players in the area where he grew up.
- Born in Amityville, NY.
- In March of 2010, traveled to Haiti and met with Haitian President René Préval, donating clothes and medical supplies while assisting in the clean-up efforts following the earthquake that hit the country in January of 2010.
- Traveling to Ghana in July 2010 where he will host the country's first "American" football camp, benefitting the Korle Bu Teaching Hospital/Little Angel's Trust, Ghana's only hospital exclusively for children.

DAVID CLOWNEY'S CAREER STATISTICS

Year/Tm	G/S	Rec	Yds	Avg	Lg	TD
08/NYJ	2/0	1	26	26.0	26	0
09/NYJ	13/3	14	191	13.6	53	1
Totals	15/3	15	217	14.5	53	1

Additional Statistics

Rushing: 3-1 (Career): 3-1 (2009)

Kickoff Returns: 3-81 (Career): 3-81 (2009)

Special Teams Tackles: 2 (Career): 1 (2009); 1 (2008)

Career Bests

Receptions: 4 (twice, last at OAK, 10/25/09)

Receiving Yards: 79 (10/25/09 at OAK)

Longest Reception: 53 (10/12/09 at MIA)

Longest Receiving Touchdown: 35t (10/25/09 at OAK)

Longest Rush: 13 (12/3/09 at BUF)

CAREER POSTSEASON STATISTICS

Year/Tm	G/S	Rec	Yds	Avg	Lg	TD
09/NYJ	2/0	-	-	-	-	-
Totals	2/0	0	0	0.0	0	0

DAVID CLOWNEY GAME-BY-GAME

2009 New York Jets

Game	Opp	W/L	GP	GS	Rec	Yds	Avg	Lg	TD
9/13	at HST	W	1	0	-	-	-	-	-
9/20	NE	W	1	0	-	-	-	-	-
9/27	TEN	W			INACTIVE				
10/4	at NO	L	1	0	-	-	-	-	-
10/12	at MIA	L	1	0	4	72	18.0	53	0
10/18	BUF	L	1	1	-	-	-	-	-
10/25	at OAK	W	1	0	4	79	19.8	35t	1
11/1	MIA	L	1	0	3	16	5.3	9	0
11/15	JAX	L	1	0	1	7	7.0	7	0
11/22	at NE	L	1	0	-	-	-	-	-
11/29	CAR	W	1	1	-	-	-	-	-
12/3	at BUF	W	1	1	-	-	-	-	-
12/13	at TB	W	1	0	1	6	6.0	6	0
12/20	ATL	L			INACTIVE				
12/27	at IND	W	1	0	1	11	11.0	11	0
1/3	CIN	W			INACTIVE				
2009 Totals			13	3	14	191	13.6	53	1

2009 Postseason

Game	Opp	W/L	GP	GS	Rec	Yds	Avg	Lg	TD
1/9	at CIN	W	1	0	-	-	-	-	-
1/17	at SD	W			INACTIVE				
1/24	at IND	L	1	0	-	-	-	-	-
Totals			1	0	0	0	0.0	0	0

2008 New York Jets

Date	Opp	W/L	GP	GS	Rec	Yds	Avg	Lg	TD
9/7	at MIA	W			INACTIVE				
9/14	NE	L			INACTIVE				
9/22	at SD	L			INACTIVE				
9/28	ARZ	W			INACTIVE				
10/12	CIN	W			INACTIVE				
10/19	at OAK	L			INACTIVE				
10/26	KC	W			INACTIVE				
11/2	at BUF	W			INACTIVE				
11/9	SL	W			INACTIVE				
11/13	at NE	W			INACTIVE				



Date	Opp	W/L	GP	GS	Rec	Yds	Avg	Lg	TD
11/23	at TEN	W				INACTIVE			
11/30	DEN	L				INACTIVE			
12/7	at SF	L				INACTIVE			

Date	Opp	W/L	GP	GS	Rec	Yds	Avg	Lg	TD
12/14	BUF	W	1	0	1	26	26.0	26	0
12/21	at SEA	L	1	0	-	-	-	-	-
12/28	MIA	L				INACTIVE			
2008 Totals			2	0	1	26	26.0	26	0



34
CORNERBACK

MARQUICE COLE

5-10 / 190 / Northwestern
26 years old (as of opening weekend)
Hazel Crest, IL/Hillcrest HS
EXPERIENCE: NFL: 2 / Jets: 2nd
ACQUIRED: FA (2/17/09)
ENTERED NFL: Undrafted FA, OAK (5/1/07)

CAREER HIGHLIGHTS

- ◇ Earned first NFL action in 2009 playing in 11 games, during his first season with the Jets.
- ◇ Collected 11 career special teams tackles, in addition to one tackle and one pass defended on defense.
- ◇ Played in all three of the club's 2009 postseason games.

CAREER TRANSACTIONS

- ◇ 2/17/09, NYJ, Signed, FA
- ◇ 12/10/08, NO, Signed, Practice Squad
- ◇ 8/29/08, TEN, Waived
- ◇ 1/7/08, TEN, Signed, FA
- ◇ 12/11/07, TEN, Signed, Practice Squad
- ◇ 9/1/07, OAK, Waived
- ◇ 5/1/07, OAK, Signed, Undrafted FA

SEASON-BY-SEASON REVIEW

2009 (JETS) Played primarily on special teams in 11 contests, where he recorded 11 tackles. Saw spot action as a member of the secondary for the NFL's number-one ranked defense and finished the season with one tackle, one quarterback hit and one pass defended.

BEFORE THE NFL

- ◇ Four-year letterwinner who played in 43 career games... Named to Thorpe Award (top defensive back) preseason watch list prior to senior season.
- ◇ Totaled 114 tackles, seven interceptions and one sack in his career...Averaged 13.8 yards per punt return, including one touchdown.
- ◇ Coached by Earnest Sutton at Hillcrest (IL) HS...Two-time all-conference, all-area and all-state selection...Totaled 71 tackles, three forced fumbles, two fumble recoveries and four interceptions (one touchdown)...Offensively, had 19 receptions for 392 yards and five touchdowns...Scored five touchdowns on special teams (three kickoff returns, two punt returns)...Played wide receiver, kicker, punter, running back and kickoff/punt returner.

OFF THE FIELD

- ◇ All-conference, all-area and all-state honoree in track and field.
- ◇ Born Marquice Jermal Cole, son of Curtis and Patricia Diggs.



30
CORNERBACK

DREW COLEMAN

5-9 / 180 / TCU
27 years old (as of opening weekend)
Henderson, TX/Henderson HS
EXPERIENCE: NFL: 5 / Jets: 5th
ACQUIRED: D6 (189), 2006 NFL Draft

CAREER HIGHLIGHTS

- ◇ Played 51 games in four seasons, starting five, recording 59 tackles, one interception, two sacks, 13 passes defended and a forced fumble. He also has registered 28 tackles on special teams.
- ◇ Started four games at cornerback during his rookie season in 2006, becoming the first Jets' rookie to start games at corner since Jamie Henderson in 2001.
- ◇ Combined with D'Brickashaw Ferguson, Nick Mangold, Leon Washington and Brad Smith for 47 starts by the rookie class in 2006.
- ◇ Recorded his first-career interception off of John Beck at MIA, 12/2/07.
- ◇ Made his first NFL start at JAX, 10/8/06.

CAREER TRANSACTIONS

- ◇ 4/30/06, NYJ, *D6 (189)
*Jets acquired D6 (189), D2 (49 - Kellen Clemens) and WAS D2, 2007, from WAS in exchange for D2 (35 - Rocky McIntosh), 2006.

SEASON-BY-SEASON REVIEW

2009 (JETS) Earned playing time in 15 regular-season games, making one start and contributing 15 tackles and four passes defended to the NFL's number-one ranked defense...Served as a significant contributor on special teams tallying 12 tackles...He played in all three of the club's postseason games, where he recorded seven tackles on defense and three on special teams. **POSTSEASON: (AFC Championship: 1/24 at IND)**...Garnered significant playing time and collected four tackles as the nickel back after replacing an injured Donald Strickland, who left the game in the first quarter. **SEASON HIGHLIGHTS: (11/22 at NE)**...Made his only start of the season as the nickel back and recorded a season-high five tackles.

2008 (JETS) Played in nine games on the season and set a career high in passes defended with six; he also recorded 20 tackles, one sack, and three tackles on special teams. **SEASON HIGHLIGHTS: (10/26 vs. KC)**...Recorded a sack of Tyler Thigpen for a 12-yard loss.

2007 (JETS) Played in 11 games, intercepting one pass, recording four tackles and one pass breakup...Recorded seven special teams tackles. **SEASON HIGHLIGHTS: (12/2 at MIA)**...Recorded two solo tackles and his first career interception off of John Beck...Also, recorded two special teams tackles. **(9/9 vs. NE)**...Tackled Patriots holder Matt Cassel on a botched field-goal attempt.

2006 (JETS) Played in 16 games plus the playoff game, starting four at cornerback...Recorded 20 tackles, one sack, two passes defended and a forced fumble. **POSTSEASON: (1/7 at NE)**...Recorded two defensive tackles and one special teams tackle in the AFC Wild Card Game. **SEASON HIGHLIGHTS: (10/29 at CLV)**...Recorded 10-yard sack of QB Charlie Frye. **(10/15 at MIA)**...In his second-career start, recorded a career-high seven tackles and one pass defense in the victory. **(10/8 at JAX)**...Made his first start, recording a pass defense. **(9/24 at BUF)** Named Jets' Special Teams Player of the Week for his performance in the victory.

BEFORE THE NFL

- ◇ After transferring from Trinity Valley Community College following the 2003 season, Coleman played his final two seasons at TCU, switching from offense to cornerback, where he posted 49 tackles and five interceptions for the Horned Frogs.
- ◇ Played in 12 games as a senior and recorded 36 tackles, four interceptions, eight pass breakups, two fumble recoveries, two kickoff returns for 29 yards and five punt returns for 32 yards.
- ◇ At TVCC, was the 2002 Southwest Junior College Football Conference Offensive Player of the Year after he rushed 29 times for 223 yards and two touchdowns, caught 26 passes for 534 yards and six touchdowns, and had 11 kickoff returns for 260 yards...Helped the Cardinals to a 10-2 record and a victory in the Heart of Texas Bowl.
- ◇ A 2001 graduate of Henderson HS, Coleman was named *The Daily News* Rusk County Football Player of the Year in 2000, playing quarterback, running back, wide receiver, defensive back and kickoff returner.
- ◇ Henderson HS also produced former Raiders tight end Rickey Dudley and the late Joe Delaney, a former NFL running back for the Chiefs.

OFF THE FIELD

- ◇ Handed out gift cards to underprivileged children for a holiday shopping spree at the Livingston Toys 'R' Us in New Jersey.
- ◇ Participates as a school buddy for a fifth-grader at Raguet Elementary School in Nagacdoches, TX at the behest of a former high school classmate, who is a teacher there...He visits the school during the offseason.
- ◇ Attended a private viewing of the movie "Invincible" with 200 students from the Generation Jets Academy, in conjunction with the New York Mercantile Exchange Charitable Foundation and National Communications Group.
- ◇ Helped make improvements to the entrance of Roy Wilkins Park in Jamaica, Queens as part of the United Way Hometown Huddle in 2006.

- ◇ Attended the United Way Gridiron Gala, 4/11/07, to help celebrate the NFL's 30-year partnership with the United Way.
- ◇ Attended the *Newark Star-Ledger* Junior Reporter which motivates participation in classes with dozens of hands-on activities.
- ◇ Joined students at public school/intermediate school 270 in Rosedale, NY in 2008 to help promote physical fitness and healthy living as a part of NFL's What Moves U program. The campaign is sponsored by the American Heart Association and targets an increasingly inactive generation of children.
- ◇ Majored in Speech Communication at TCU.
- ◇ Has one son, Drew Jr., and one daughter, Kaylon.

DREW COLEMAN'S CAREER STATISTICS

Year/Tm	G/S	TT	S	A	Sk	Yds	Int	Yds	Lg	TD	PD	FF	FR	Yds	TD
06/NYJ	16/4	20	15	5	1	10	0	0	0	0	2	1	0	0	0
07/NYJ	11/0	4	3	1	0	0	1	1	1	0	1	0	0	0	0
08/NYJ	9/0	20	13	7	1	12	0	0	0	0	6	0	0	0	0
09/NYJ	15/1	15	12	3	-	-	-	-	-	-	4	-	-	-	-
Totals	51/5	59	43	16	2	22	1	1	1	0	13	1	0	0	0

Additional Statistics

Special Teams Tackles: 28 (Career); 12 (2009); 3 (2008); 7 (2007); 6 (2006)

Postseason Statistics

Games Played/Games Started: 4/0

Tackles: 9 (Career); 7 (2009); 2 (2006);

Special Teams Tackles: 4 (Career); 3 (2009); 1 (2006)

Career Bests

Tackles: 7 (10/15/06 at MIA)

Sacks: 1 twice (last 10/26/08 vs. KC)

Interceptions: 1 (12/2/07 at MIA)

Passes Defensed: 2 (11/29 vs. CAR)

DREW COLEMAN GAME-BY-GAME

2009 New York Jets

Date	Opp	W/L	P	S	TT	S	A	Sk	Yds	Int	Yds	Lg	TD	PD	FF	FR	Yds	TD	ST
9/13	at HST	W																	
9/20	NE	W	1	0	3	3	0	-	-	-	-	-	-	-	-	-	-	-	1
9/27	TEN	W	1	0	1	1	0	-	-	-	-	-	-	1	-	-	-	-	-
10/4	at NO	L	1	0	2	2	0	-	-	-	-	-	-	-	-	-	-	-	-
10/12	at MIA	L	1	0	2	1	1	-	-	-	-	-	-	-	-	-	-	-	1
10/18	BUF	L	1	0	-	-	-	-	-	-	-	-	-	-	-	-	-	-	-
10/25	at OAK	W	1	0	-	-	-	-	-	-	-	-	-	-	-	-	-	-	2
11/1	MIA	L	1	0	-	-	-	-	-	-	-	-	-	1	-	-	-	-	2
11/15	JAX	L	1	0	-	-	-	-	-	-	-	-	-	-	-	-	-	-	-
11/22	at NE	L	1	1	5	3	2	-	-	-	-	-	-	-	-	-	-	-	-
11/29	CAR	W	1	0	1	1	0	-	-	-	-	-	-	2	-	-	-	-	1
12/3	at BUF	W	1	0	-	-	-	-	-	-	-	-	-	-	-	-	-	-	2
12/13	at TB	W	1	0	1	1	0	-	-	-	-	-	-	-	-	-	-	-	1
12/20	ATL	L	1	0	-	-	-	-	-	-	-	-	-	-	-	-	-	-	-
12/27	at IND	W	1	0	-	-	-	-	-	-	-	-	-	-	-	-	-	-	1
1/3	CIN	W	1	0	-	-	-	-	-	-	-	-	-	-	-	-	-	-	1
2009 Totals			15	1	15	12	3	0.0	0	0	0	0	0	4	0	0	0	0	12

2009 Postseason

Date	Opp	W/L	P	S	TT	S	A	Sk	Yds	Int	Yds	Lg	TD	PD	FF	FR	Yds	TD	ST
1/9	at CIN	W	1	0	2	2	0	-	-	-	-	-	-	-	-	-	-	-	2
1/17	at SD	W	1	0	1	1	0	-	-	-	-	-	-	-	-	-	-	-	1
1/24	at IND	L	1	0	4	3	1	-	-	-	-	-	-	-	-	-	-	-	-
Totals			3	0	7	6	1	0	0	0	0	0	0	0	0	0	0	0	3

2008 New York Jets

Date	Opp	W/L	P	S	TT	S	A	Sk	Yds	Int	Yds	Lg	TD	PD	FF	FR	Yds	TD
9/7	at MIA	W	1	0	1	1	0	-	-	-	-	-	-	-	-	-	-	-
9/14	NE	L	1	0	5	5	0	-	-	-	-	-	-	-	-	-	-	-
9/22	at SD	L	1	0	-	-	-	-	-	-	-	-	-	-	-	-	-	-
9/28	ARZ	W	1	0	5	4	1	-	-	-	-	-	-	1	-	-	-	-
10/12	CIN	W	1	0	5	2	3	-	-	-	-	-	-	1	-	-	-	-
10/19	at OAK	L								INACTIVE								
10/26	KC	W	1	0	1	0	1	1	12	-	-	-	-	2	-	-	-	-
11/2	at BUF	W	1	0	-	-	-	-	-	-	-	-	-	1	-	-	-	-
11/9	SL	W	1	0	1	1	0	-	-	-	-	-	-	-	-	-	-	-
11/13	at NE	W								INACTIVE								
11/23	at TEN	W								INACTIVE								
11/30	DEN	L								INACTIVE								
12/7	at SF	L	1	0	2	0	2	-	-	-	-	-	-	1	-	-	-	-
12/14	BUF	W								INACTIVE								
12/21	at SEA	L								INACTIVE								
12/28	MIA	L								INACTIVE								
2008 Totals			9	0	20	13	7	1.0	12	0	0	0	0	6	0	0	0	0

2007 New York Jets

Date	Opp	W/L	P	S	TT	S	A	Sk	Yds	Int	Yds	Lg	TD	PD	FF	FR	Yds	TD
9/9	NE	L	1	0	-	-	-	-	-	-	-	-	-	-	-	-	-	-
9/16	at BLT	L								INACTIVE								
9/23	MIA	W	1	0	-	-	-	-	-	-	-	-	-	-	-	-	-	-
9/30	at BUF	L								INACTIVE								
10/7	at NYG	L	1	0	-	-	-	-	-	-	-	-	-	-	-	-	-	-
10/14	PHI	L								INACTIVE								
10/21	at CIN	L	1	0	-	-	-	-	-	-	-	-	-	-	-	-	-	-
10/28	BUF	L								INACTIVE								
11/4	WAS	L								INACTIVE								
11/18	PIT	W	1	0	-	-	-	-	-	-	-	-	-	-	-	-	-	-
11/22	at DAL	L	1	0	-	-	-	-	-	-	-	-	-	-	-	-	-	-
12/2	at MIA	W	1	0	2	2	0	-	-	1	1	1	0	-	-	-	-	-
12/9	CLV	L	1	0	1	1	0	-	-	-	-	-	-	-	-	-	-	-
12/16	at NE	L	1	0	1	0	1	-	-	-	-	-	-	-	-	-	-	-
12/23	at TEN	L	1	0	-	-	-	-	-	-	-	-	-	-	-	-	-	-
12/30	KC	W	1	0	-	-	-	-	-	-	-	-	-	1	-	-	-	-
2007 Totals			11	0	4	3	1	0.0	0	1	1	1	0	1	0	0	0	0

2006 New York Jets

Date	Opp	W/L	P	S	TT	S	A	Sk	Yds	Int	Yds	Lg	TD	PD	FF	FR	Yds	TD
9/10	at TEN	W	1	0	-	-	-	-	-	-	-	-	-	-	-	-	-	-
9/17	NE	L	1	0	-	-	-	-	-	-	-	-	-	-	-	-	-	-
9/24	at BUF	W	1	0	2	2	0	-	-	-	-	-	-	-	-	-	-	-
10/1	IND	L	1	0	1	1	0	-	-	-	-	-	-	-	-	-	-	-
10/8	at JAX	L	1	1	-	-	-	-	-	-	-	-	-	1	-	-	-	-
10/15	MIA	W	1	1	7	5	2	-	-	-	-	-	-	1	-	-	-	-
10/22	DET	W	1	1	2	1	1	-	-	-	-	-	-	-	-	-	-	-
10/29	at CLV	L	1	0	1	1	0	1	10	-	-	-	-	-	-	-	-	-
11/12	at NE	W	1	1	6	5	1	-	-	-	-	-	-	-	1	-	-	-
11/19	CHI	L	1	0	-	-	-	-	-	-	-	-	-	-	-	-	-	-
11/26	HST	W	1	0	1	0	1	-	-	-	-	-	-	-	-	-	-	-
12/3	at GB	W	1	0	-	-	-	-	-	-	-	-	-	-	-	-	-	-
12/10	BUF	L	1	0	-	-	-	-	-	-	-	-	-	-	-	-	-	-
12/17	at MIN	W	1	0	-	-	-	-	-	-	-	-	-	-	-	-	-	-
12/25	at MIA	W	1	0	-	-	-	-	-	-	-	-	-	-	-	-	-	-
12/31	OAK	W	1	0	-	-	-	-	-	-	-	-	-	-	-	-	-	-
2006 Totals			16	4	20	15	5	1.0	10	0	0	0	0	2	1	0	0	0

2006 Postseason

Date	Opp	W/L	P	S	TT	S	A	Sk	Yds	Int	Yds	Lg	TD	PD	FF	FR	Yds	TD
1/7	at NE	L	1	0	2	1	1	0	0	0	0.0	0	0	0	0	0	0	0
Totals			1	0	2	1	1	0	0	0	0	0	0	0	0	0	0	0



89

WIDE RECEIVER

JERRICHO COTCHERY

6-0/203/North Carolina State
28 years old (as of opening weekend)

Birmingham, AL/Phillips, HS
EXPERIENCE: NFL: 7 / Jets: 7th
ACQUIRED: NYJ D4a (108), 2004 NFL Draft

CAREER HIGHLIGHTS

- ◇ Has played in 89 career games with 60 starts, amassing career totals of 317 receptions for 4,081 yards and 16 touchdowns.
- ◇ Stepped in as the primary punt returner in 2009 and matched his career-high of 23 punt returns for a career-best 236 yards, finishing with the 10th-best punt-return average (10.3).
- ◇ Has surpassed the 100 yards receiving 10 times in his career, including twice in the postseason.
- ◇ Owns the longest play in Jets' postseason history when he took a Chad Pennington pass 77 yards for a score...Also combined with Braylon Edwards as the only Jets with 100 yards receiving in the same postseason game.
- ◇ Ranks ninth on the Jets' career list for career receptions with 317, and 12th on the Jets' career list in receiving yards with 4,081 receiving yards.

CAREER TRANSACTIONS

- ◇ 3/1/07, NYJ, Signed, Contract Extension
- ◇ 4/25/04, NYJ, D4a (108)

SEASON-BY-SEASON REVIEW

2009 (JETS) Played in 14 games with 12 starts...Missed two games with injury...Caught 57 passes for 821 yards and three touchdowns...Added the first rushing touchdown of his career and finished the season with two carries for seven yards...After an injury to primary punt returner Jim Leonhard, tied his career-high with 23 punt returns for a career-best 236 yards with his 10.3 yards per punt return ranking 10th in the league. **POSTSEASON:** Started all three postseason games and caught 14 passes for 194 yards...Returned six punts for a total of 72 yards. **(AFC Championship: 1/24 at IND)**...Led the team with a career-postseason high 102 yards on five receptions, the second 100-yard receiving game of his postseason career...Joined Braylon Edwards to become the only teammates in Jets' postseason history to record 100 yards receiving in the same postseason game...Caught a 45-yard pass from receiver Brad Smith, as Smith took the direct snap and threw downfield, setting up a touchdown three-plays later to give the Jets a 14-7 lead. **(Divisional: 1/17 at SD)**...Named game captain prior to the game and

caught three passes for 25 yards...Returned three punts for 34 yards and had a 25-yard return in the fourth quarter that preceded the touchdown drive that put the Jets ahead 17-7...On the same drive, caught a seven-yard pass on third-and-four that extended the drive allowing Shonn Greene to score from 53 yards out on the next play. **(Wild Card: 1/9 at CIN)**...Caught a career-postseason high six passes for 67 yards earning a game ball for his efforts in the playoff win...Pulled in a 14-yard pass to convert on third-and-12, helping to set up a 45-yard Dustin Keller touchdown on the next play to give the Jets their first lead of the game. **SEASON HIGHLIGHTS: (1/3 vs. CIN)**...Scored the first rushing touchdown of his career when Mark Sanchez threw behind the line of scrimmage to him before he ran six yards to the end zone...Also returned three punts for 53 yards, including a career-long 31-yard return after forcing a three-and-out at the start of the third quarter. **(11/29 at CAR)**...Named game captain prior to the game and finished with one reception for 12 yards and three punt returns for 32 yards. **(11/22 at NE)**...Posted a team-high 84 yards receiving on three receptions...Scored on a 29-yard pass from Sanchez on the opening drive of the second half. **(11/15 vs. JAX)**...Set up his own seven-yard touchdown catch from Sanchez with a 32-yard reception three plays earlier. **(11/1 vs. MIA)**...Returned after missing two weeks with injury and caught three passes for 70 yards...Posted a season-high 53-yard catch to help set up a Braylon Edwards touchdown two-plays later. **(10/12 at MIA)**...Saw his string of 31 consecutive starts snapped as an injury kept out of the starting lineup and limited him to one reception for four yards in Monday Night loss. **(9/27 vs. TEN)**...Earned a game ball for his performance after a game-high 108 yards receiving on eight receptions...Scored on a six-yard pass from Mark Sanchez as the Jets retook the lead late in the third quarter...Helped set up the game's final score as he caught a 46-yard pass from Sanchez to set up a field goal three-plays later. **(9/20 vs. NE)**...Pulled in a 45-yard pass from Sanchez on the opening play of the second half to set up the game's only touchdown two plays later...Finished with a team-high 87 yards receiving on four catches. **(9/13 at HST)**...Collected a game-high six receptions for 90 yards and converted on a third-and-eight with a 10-yard catch that extended the Jets' first touchdown drive in the season-opening win...Later converted on two key third downs leading to a touchdown on 12-play touchdown drive to open the second half.

2008 (JETS) Started all 16 games for the second time in his career...Caught 71 passes for 858 yards and five touchdowns...Posted the first multi-score game of his career with two receiving touchdowns in a win vs. ARZ, 9/28. **SEASON HIGHLIGHTS: (12/14 vs. BUF)**...Pulled in an 11-yard scoring pass from Brett Favre. **(11/13 at NE)**...In the Thursday Night win, capped a five-play, 87-yard drive with a 15-yard touchdown after setting up the score with receptions of 18 and 46 yards on the drive. **(11/2 at BUF)**...Named the Jets' Offensive Player of Game after leading all receivers with six receptions for 62 yards. **(10/26 vs. KC)**...Went over 100 yards receiving when he caught nine passes for 102 yards. **(9/28 vs. ARZ)**...Posted the only multi-touchdown performance of his career when he pulled in touchdown receptions of 17 and 40 yards from Favre in the fourth quarter. **(9/22 at SD)**...Reeled in a career-high 10 catches for 76 yards on Monday Night Football...On his only kickoff return of the season, he returned a short kickoff 54 yards to set up a touchdown two plays later. **(9/7 at MIA)**...Scored on a 56-yard touchdown pass from Favre in the season-opening win.

2007 (JETS) Started all 15 games in which he played and established career-highs in both rushing (38) and receiving yards (1,130) and matched his career-highs with 82 receptions and five rushing attempts. Posted a career-best four 100-yard receiving performances. **SEASON HIGHLIGHTS: (12/30 vs. KC)**...Took a second-quarter carry 16 yards for the longest rush of his career and matched his season-high with eight receptions for 76 yards in the season-finale win. **(12/23 at TEN)**...Scored the only Jets points in the game with his nine-yard catch in the second quarter...Went over 150 yards receiving for the second time that season when he caught eight passes for 152 yards. **(12/09 vs. CLV)**...Went over 100 yards receiving for the third time that season when he caught six passes for 119 yards. **(10/21 at CIN)**...Had six catches for 60 yards and a touchdown, scoring on a 32-yard pass from Chad Pennington as time expired in the seven-point loss. **(9/30 at BUF)**...Collected 107 yards on eight receptions for his second 100-yard game of the season and the fourth of his career. **(9/16 at BLT)**...Set a career-high with 165 yards receiving on seven receptions as Kellen Clemens made his first start at quarterback...Pulled in passes of 50 and 44 yards on two separate fourth-quarter drives.

2006 (JETS) Played and started all 16 games, capping his first season as a full-time starter by posting career-highs in receptions (82) and touchdown catches (six)...Amassed 961 yards receiving and 25 yards rushing on five carries...Finished second on the team in both receptions and receiving yards while tying for the team lead with six touchdowns scored. **POSTSEASON: (1/6 at NE)**...Made his first-career postseason start and collected 100 yards on

four catches, including a 77-yard touchdown catch from Chad Pennington on his first-career postseason reception...Added his first-career postseason rushing attempt when he took a reverse 14 yards in the third quarter. **SEASON HIGHLIGHTS: (12/3 at GB)**...Caught a season-high nine passes for 99 yards, including the game's first touchdown, when he hauled in a 12-yard pass from Pennington on a third-and-nine. **(11/26 vs. HST)**...Posted the second 100-yard receiving game of his career with seven catches for 110 yards. **(11/12 at NE)**...Recognized as the team's Offensive Player of the Week after finishing with six catches for 70 yards and a touchdown...Caught a 22-yard touchdown pass for Pennington with less than five minutes to go in the game to provide the winning margin in a 17-14 victory. **(9/17 vs. NE)**...Notched the first 100-yard receiving game of his career when he reeled in six catches for 121 yards highlighted by a regular-season career-best 71-yard touchdown catch...On the score he caught the ball, took the hit and rolled over the defender without his knee touching the ground before racing untouched for the touchdown. **(9/10 at TEN)**...Entered the starting lineup and caught six passes for 65 yards...Pulled in eight-yard pass from Pennington with 0:17 seconds remaining in the first half for the first receiving touchdown of his career.

2005 (JETS) Appeared in all 16 games and made the first start of his career (11/13 at CAR)...Caught 19 passes for 251 yards and recorded the first rushing attempt of his career with a gain of four yards...Saw action on special teams returning 23 punts for 182 yards and adding 105 more yards on four kickoff returns...Collected 10 special teams tackles. **SEASON HIGHLIGHTS: (11/27 vs. NO)**...Pulled in four passes for a season-high 72 yards receiving including a 33-yard hook up with Brooks Bollinger that led the first points of the game. **(11/13 at CAR)**...Made the first start of his career when he joined Laveranues Coles and Justin McCareins in a three-receiver set to open the game...Recorded the first rushing attempt of his career with a four-yard gain late in the fourth quarter.

2004 (JETS) Appeared in 12 games in his rookie season with no starts...Saw action on special teams and at receiver gaining 60 yards on six catches...Added an additional 362 yards on his 13 kickoff returns and scored his first-career touchdown when he returned a kickoff 94 yards for a score...Also contributed a career-high 19 special teams tackles. **POSTSEASON:** Saw action as the primary kick returner in the Jets' two postseason games...Gained 179 yards on eight kickoff returns. **SEASON HIGHLIGHTS: (1/2 at SL)**...Notched a season-high with two receptions for 15 yards and scored the first touchdown of his career on a 94-yard kickoff return...Amassed a career-high 196 total yards on five kickoff returns. **(10/17 vs. SF)**...Hauled in the first reception of his career when he caught a seven-yard pass



from Chad Pennington late in the second quarter to convert on a third-and-five. **(9/12 vs. CIN)**...Made his NFL debut in the season opener but did not record any stats.

BEFORE THE NFL

- ◇ Broke North Carolina State records with 200 career receptions and 15 career 100-yard receiving games, both previously held by Torry Holt (1995-98)...Finished second to Holt in school history with 3,119 yards and 21 touchdown catches.
- ◇ Tied for second in ACC history for 100-yard receiving games and ranks fourth in both career receptions and career receiving yards.
- ◇ Joined Florida State's Peter Warrick as the only two receivers in ACC history to record 200 career receptions and 3,000 career receiving yards.
- ◇ His 86 receptions and 1,369 yards as a senior are both the second-highest in ACC and school history, topped only by Holt.
- ◇ Attended Phillips (AL) High School where he played both offense, pulling down 39 catches for 1,008 yards and 13 touchdowns, and defense, intercepting five passes with one touchdown return as a senior.
- ◇ Four-year letter winner in basketball as a shooting guard, competing against future NC State teammate Philip Rivers and former teammate Kerry Rhodes.

OFF THE FIELD

- ◇ Majored in Sports Management at North Carolina State.
- ◇ The second-youngest of 13 children.
- ◇ Attended the Jets Taste of the NFL in New York City dedicated to fighting hunger in the New York metropolitan area.
- ◇ Visited Benjamin Cardozo High School in 2009 to present a check to start a football team at the school.
- ◇ Named the winner of the 2008 Ed Block Courage Award for the Jets.
- ◇ Honored by United Way of NYC as a Hometown Hero in 2007 season for his work off the field.
- ◇ Selected by the Jets' staff as the 2007 Marty Lyons Award winner, given to the player who gives from the heart through charity and community involvement.
- ◇ Named the 2006 Kyle Clifton Good Guy Award, which recognizes consistent willingness, cooperation and professionalism in everyday dealings with the various departments in the organization.
- ◇ Established the Cotchery Foundation in 2007 (www.cotcheryfoundation.com) to "inspire children to conceive and achieve goals by providing programs and services designed to enhance their futures."
- ◇ Hosts a one-day Annual Skills & Drills Football Clinic at Legions Field in Birmingham, AL with former teammate and fellow Alabama native Kerry Rhodes each June.

JERRICHO COTCHERY'S CAREER STATISTICS

Year/Tm	G/S	Rec	Yds	Avg	Lg	TD
04/NYJ	12/0	6	60	10.0	18	0
05/NYJ	16/1	19	251	13.2	45	0
06/NYJ	16/16	82	961	11.7	71t	6
07/NYJ	15/15	82	1130	13.8	50	2
08/NYJ	16/16	71	858	12.1	56t	5
09/NYJ	14/12	57	821	14.4	53	3
Totals	89/60	317	4081	12.9	71t	16

Additional Statistics

Rushing: 15-82 (Career); 2-7 (2009); 2-8 (2008); 5-38 (2007); 5-25 (2006); 1-4 (2005)

Kickoff Returns: 23-594 (Career); 1-17 (2009); 1-54 (2008); 4-56 (2007); 4-105 (2005); 13-362 (2004)

Punt Returns: 46-418 (Career); 23-236 (2009); 23-182 (2005)

Special Teams Tackles: 29 (Career); 10 (2005); 19 (2004)

Career Bests

Receptions: 10 (9/22/08 at SD)

Receiving Yards: 165 (9/16/07 at BLT)

Longest Reception: 71t (9/17/06 vs. NE)

Receiving Touchdowns: 2 (9/28/08 vs. ARZ)

Longest Rush: 16 (12/30/07 vs. KC)

Longest Play: 94t Kickoff Return (1/2/05 at SL)

CAREER POSTSEASON STATISTICS

Year/Tm	G/S	Rec	Yds	Avg	Lg	TD
04/NYJ	2/0	-	-	-	-	-
06/NYJ	1/1	4	100	25.0	77t	1
09/NYJ	3/3	14	194	13.9	45	0
Totals	6/4	18	294	16.3	77t	1

Additional Postseason Statistics

Rushing: 4-20 (Career); 1-1 (2009); 2-19 (2006); 1-0 (2004)

Kickoff Returns: 8-179 (Career); 8-179 (2004)

Punt Returns: 6-72 (Career); 6-72 (2009)

Career Postseason Bests

Receptions: 6 (1/9/10 at CIN)

Receiving Yards: 102 (1/24/10 at IND)

Longest Reception: 77t (1/7/07 at NE)

Receiving Touchdowns: 1 (1/7/07 at NE)

Longest Rush: 14 (1/7/07 at NE)

JERRICHO COTCHERY GAME-BY-GAME

2009 New York Jets

Date	Opp	W/L	GP	GS	Receiving					TD	Punt Returns						Kickoff Returns				
					Rec	Yds	Avg	Lg			No	Yds	Avg	FC	Lg	TD	No	Yds	Avg	Lg	TD
9/13	at HST	W	1	1	6	90	15.0	25	0		-	-	-	-	-	-	-	-	-	-	-
9/20	NE	W	1	1	4	87	21.8	45	0		-	-	-	-	-	-	-	-	-	-	-
9/27	TEN	W	1	1	8	108	13.5	46	1		-	-	-	-	-	-	1	17	17.0	17	0
10/4	at NO	L	1	1	5	71	14.2	27	0		-	-	-	-	-	-	-	-	-	-	-
10/12	at MIA	L	1	0	1	4	4.0	4	0		-	-	-	-	-	-	-	-	-	-	-
10/18	BUF	L									INACTIVE										
10/25	at OAK	W									INACTIVE										
11/1	MIA	L	1	1	3	70	23.3	53	0		-	-	-	-	-	-	-	-	-	-	-
11/15	JAX	L	1	1	6	68	11.3	32	1		-	-	-	-	-	-	-	-	-	-	-
11/22	at NE	L	1	1	3	84	28.0	33	1		2	25	12.5	2	15	0	-	-	-	-	-
11/29	CAR	W	1	1	1	12	12.0	12	0		3	32	10.7	2	18	0	-	-	-	-	-
12/3	at BUF	W	1	1	4	68	17.0	45	0		5	37	7.4	2	12	0	-	-	-	-	-
12/13	at TB	W	1	0	1	26	26.0	26	0		4	36	9.0	1	19	0	-	-	-	-	-
12/20	ATL	L	1	1	6	49	8.2	18	0		4	25	6.3	2	11	0	-	-	-	-	-
12/27	at IND	W	1	1	4	45	11.3	16	0		2	28	14.0	2	14	0	-	-	-	-	-
1/3	CIN	W	1	1	5	39	7.8	14	0		3	53	17.7	1	31	0	-	-	-	-	-
2009 Totals			14	12	57	821	14.4	53	3		23	236	10.3	12	31	0	1	17	17.0	17	0

2009 Postseason

Date	Opp	W/L	GP	GS	Receiving					TD	Punt Returns						Kickoff Returns				
					Rec	Yds	Avg	Lg			No	Yds	Avg	FC	Lg	TD	No	Yds	Avg	Lg	TD
1/9	at CIN	W	1	1	6	67	11.2	18	0		2	26	13.0	1	15	0	-	-	-	-	-
1/17	at SD	W	1	1	3	25	8.3	15	0		3	34	11.3	2	25	0	-	-	-	-	-
1/24	at IND	L	1	1	5	102	20.4	45	0		1	12	12.0	3	12	0	-	-	-	-	-
Totals			3	3	14	194	13.9	45	0		6	72	12.0	6	25	0	0	0	0	0	0

2008 New York Jets

Date	Opp	W/L	GP	GS	Rec	Yds	Avg	Lg	TD	Date	Opp	W/L	GP	GS	Rec	Yds	Avg	Lg	TD		
9/7	at MIA	W	1	1	3	80	26.7	56t	1	12/16	at NE	L	1	1	6	53	8.8	16	0		
9/14	NE	L	1	1	1	20	20.0	20	0	12/23	at TEN	L	1	1	8	152	19.0	48	1		
9/22	at SD	L	1	1	10	76	7.6	14	0	12/30	KC	W	1	1	8	76	9.5	19	0		
9/28	ARZ	W	1	1	4	67	16.8	40t	2	2007 Totals					15	15	82	1130	13.8	50	2
10/12	CIN	W	1	1	8	85	10.6	23	0	2006 New York Jets											
10/19	at OAK	L	1	1	1	0	0.0	0	0	Date	Opp	W/L	GP	GS	Rec	Yds	Avg	Lg	TD		
10/26	KC	W	1	1	9	102	11.3	24	0	9/10	at TEN	W	1	1	6	65	10.8	19	1		
11/2	at BUF	W	1	1	6	62	10.3	35	0	9/17	NE	L	1	1	6	121	20.2	71t	1		
11/9	SL	W	1	1	1	18	18.0	18	0	9/24	at BUF	W	1	1	3	33	11.0	18	0		
11/13	at NE	W	1	1	5	87	17.4	46	1	10/1	IND	L	1	1	3	65	21.7	33t	1		
11/23	at TEN	W	1	1	6	55	9.2	16	0	10/8	at JAX	L	1	1	4	49	12.3	20	0		
11/30	DEN	L	1	1	4	40	10.0	15	0	10/15	MIA	W	1	1	1	6	6.0	6	0		
12/7	at SF	L	1	1	1	10	10.0	10	0	10/22	DET	W	1	1	7	79	11.3	28	0		
12/14	BUF	W	1	1	4	34	8.5	11t	1	10/29	at CLV	L	1	1	5	43	8.6	12	0		
12/21	at SEA	L	1	1	6	81	13.5	30	0	11/12	at NE	W	1	1	6	70	11.7	22t	1		
12/28	MIA	L	1	1	2	41	20.5	26	0	11/19	CHI	L	1	1	3	25	8.3	22	1		
2008 Totals			16	16	71	858	12.1	56t	5												

2007 New York Jets

Date	Opp	W/L	GP	GS	Rec	Yds	Avg	Lg	TD	12/10	BUF	L	1	1	5	37	7.4	15	0	
9/9	NE	L	1	1	6	57	9.5	11	0	12/17	at MIN	W	1	1	6	56	9.3	17	0	
9/16	at BLT	L	1	1	7	165	23.6	50	0	12/25	at MIA	W	1	1	4	50	12.5	32t	1	
9/23	MIA	W	1	1	5	54	10.8	19	0	12/31	OAK	W	1	1	7	53	7.6	14	0	
9/30	at BUF	L	1	1	8	107	13.4	29	0	2006 Totals				16	16	82	961	11.7	71t	6
10/7	at NYG	L	1	1	4	31	7.8	9	0	2006 Postseason										
10/14	PHI	L	1	1	5	71	14.2	27	0											
10/21	at CIN	L	1	1	6	60	10.0	32t	1	Date	Opp	W/L	GP	GS	Rec	Yds	Avg	Lg	TD	
10/28	BUF	L	1	1	5	47	9.4	21	0	1/7	at NE	L	1	1	4	100	25.0	77t	1	
11/4	WAS	L	1	1	5	90	18.0	39	0	Totals				1	1	4	100	25.0	77t	1
11/18	PIT	W	1	1	1	5	5.0	5	0											
11/22	at DAL	L	1	1	2	43	21.5	31	0											
12/2	at MIA	W			INACTIVE															
12/9	CLV	L	1	1	6	119	19.8	32	0											

2005 New York Jets

Date	Opp	W/L	GP	GS	Rec	Yds	Avg	Lg	TD
9/11	at KC	L	1	0	-	-	-	-	-
9/18	MIA	W	1	0	-	-	-	-	-
9/25	JAX	L	1	0	-	-	-	-	-
10/2	at BLT	L	1	0	-	-	-	-	-
10/9	TB	W	1	0	2	14	7.0	7	0
10/16	at BUF	L	1	0	-	-	-	-	-
10/24	at ATL	L	1	0	1	7	7.0	7	0
11/6	SD	L	1	0	-	-	-	-	-
11/13	at CAR	L	1	1	1	8	8.0	8	0
11/20	at DEN	L	1	0	1	4	4.0	4	0
11/27	NO	L	1	0	4	72	18.0	33t	0
12/4	at NE	L	1	0	2	16	8.0	9	0
12/11	OAK	W	1	0	1	9	9.0	9	0
12/18	at MIA	L	1	0	4	44	11.0	13	0
12/26	NE	L	1	0	2	32	16.0	16	0
1/1	BUF	W	1	0	1	45	45.0	45	0
2005 Totals			16	1	19	251	13.2	45	0

2004 New York Jets

Date	Opp	W/L	GP	GS	Rec	Yds	Avg	Lg	TD
9/12	CIN	W	1	0	-	-	-	-	-
9/19	at SD	W	1	0	-	-	-	-	-
10/3	at MIA	W			INACTIVE				
10/10	BUF	W	1	0	-	-	-	-	-
10/17	SF	W	1	0	1	7	7	7	0
10/24	at NE	L	1	0	-	-	-	-	-
11/1	MIA	W	1	0	1	5	5	5	0
11/7	at BUF	L	1	0	-	-	-	-	-
11/14	BLT	L	1	0	-	-	-	-	-
11/21	at CLV	W	1	0	-	-	-	-	-
11/28	at ARZ	W			INACTIVE				
12/5	HST	W			INACTIVE				
12/12	at PIT	L			INACTIVE				
12/19	SEA	W	1	0	1	15	15.0	15	0
12/26	NE	L	1	0	1	18	18.0	18	0
1/2	at SL	L	1	0	2	15	7.5	10	0
2004 Totals			12	0	6	60	10.0	18	0



31
CORNERBACK

ANTONIO CROMARTIE

6-2 / 203 / Florida State
26 years old (as of opening weekend)

Tallahassee, FL/Lincoln HS

EXPERIENCE: NFL: 5 / Jets: 1st

ACQUIRED: Trade (SD, 3/5/10)

ENTERED NFL: SD D1 (19), 2006 NFL Draft

CAREER HIGHLIGHTS

- Has recorded 15 interceptions, 38 passes defended, one fumble recovery, and 152 tackles after starting 39-of-64 games played in the regular season.
- Scored four touchdowns during his career: two on interception returns of 70 yards (vs. HST 10/28/07) and 52 yards (vs. Jets 9/22/08), one on an errant punt snap in end zone vs. Houston (10/28/07), and another on a 109-yard missed field-goal return at Minnesota (11/4/07)...The 109-yard return is tied for the longest play in NFL history.
- Made six starts in seven postseason games for San Diego and has collected 21 tackles, two interceptions, four passes defended and one forced fumble.
- In the 2008 Pro Bowl (2007 season), he tied a record with two interceptions...The first interception was on a DAL QB Tony Romo pass and the second came on a TB QB Jeff Garcia pass.

CAREER TRANSACTIONS

- 3/5/10, NYJ, Trade, SD, for 2011 selection
- 4/29/06, SD, D1 (19)

SEASON-BY-SEASON REVIEW

2009 (SD) Started all 16 regular-season games in addition to the Chargers' one playoff contest...Finished the season with three interceptions, six passes defended and 36 tackles...

All three of his interceptions came during the month of November. **SEASON HIGHLIGHTS: (11/22 at DEN)**... Intercepted a Kyle Orton pass intended for Eddie Royal, finished with five tackles. **(11/15 vs. PHI)**...Ended the game with an interception of a Donovan McNabb lob to the end zone and preserved the Chargers' 31-23 victory. **(11/1 vs. OAK)**...Recorded an interception on an overthrown JaMarcus Russell pass to end the Raiders' first drive of the game.

2008 (SD) Earned second-alternate Pro Bowl honors after starting 15 of the 16 games he played in...Recorded 64 tackles, nine passes defended and two interceptions, one of which he returned 52 yards for a touchdown. **SEASON HIGHLIGHTS: (9/22 vs. NYJ)**...Named AFC Defensive Player of the Week after a two-interception performance, in which he returned one interception 52 yards for a touchdown...Also made a game-clinching interception in the end zone late in the fourth quarter.

2007 (SD) Garnered Pro Bowl honors and named first-team All-Pro by AP and SI, All-NFL and All-AFC by PFW and PFWA and All-NFL by USA Today Sports Weekly after he registered 10 interceptions, one returned for a touchdown, 18 passes defended, 41 tackles, one fumble recovery and seven special teams tackles while starting eight-of-16 games played...All 10 of his interceptions were recorded during a nine-game stretch...Garnered AFC Defensive Player of the Month for December after finishing collecting four interceptions in the

month. **POSTSEASON: (AFC Championship: 1/20 at NE)...**Intercepted Tom Brady in the end zone..**(Divisional: 1/13 at IND)...**Intercepted fourth pass of season off of Peyton Manning...returned pick 89 yards for apparent touchdown, but penalty behind play negated score...Earlier in contest, set up Chargers' first touchdown of game when he forced a Marvin Harrison fumble. **SEASON HIGHLIGHTS: (12/16 vs. DET)...**Collected Chargers' single-season record 10th interception of the season, when he picked off a Jon Kitna pass. **(12/9 vs. TEN)...**Tested twice by quarterback Vince Young during the game defending one pass and intercepting the other...The interception, his ninth of the season, tied a SD record for most in a single season. **(12/2 at KC)...**Registered his third multiple-interception game of the season when he hauled in two passes from Chiefs' quarterbacks Damon Huard and Tyler Thigpen. **(11/11 vs. IND)...**Made first-career start in place of injured Quentin Jammer and earned AFC, GMC, SI.com and PFW Defensive POW after tying team record with three interceptions off of Peyton Manning...Third interception was highlightreel one-handed leaping pick...Recorded all three picks in first half, marking the most interceptions in one half of a game since Stevon Moore (Cleveland) at Houston Oilers, Sept. 17, 1995. **(11/4 at MIN)...**Awarded AFC, SI.com and USA Today.com Special Teams Player of the Week honors after recording an NFL-record 109-yard return for a touchdown following a missed field-goal attempt...The return occurred on the last play of the first half as a 57-yard field-goal attempt by Ryan Longwell fell short...Also partially blocked a Vikings' punt. **(10/28 vs. HST)...**Earned both AP NFL Player of the Week and SI.com Defensive Player of the Week honors after scoring his first two-career touchdowns...The first touchdown came when he recovered an errant punt snap in the end zone...His second touchdown came on a 70-yard interception return, that put the Charges ahead 28-3...Intercepted Matt Schaub for the second time on the Texans' next possession. **(10/14 vs. OAK)...**Made his first-career interception off of a Daunte Culpepper pass.

2006 (SD) Appeared in all 16 games and recorded 11 tackles and five passes defended. **SEASON HIGHLIGHTS: (11/26 vs. OAK)...**Set up a touchdown with a 91-yard kickoff return, then tied for the seventh-longest in Chargers' history. **(11/5 at CLV)...**Chased down NFL's leading punt returner, Dennis Northcutt, as he appeared on way to 91-yard touchdown return and forced him out of bounds at the 10-yard line...San Diego's defense held the Browns to a field goal.

BEFORE THE NFL

- ◇ First-team All-ACC in 2004...three-career touchdowns on interception returns of 40 and 71 yards and a fumble return of 61 yards.
- ◇ His only start was 2004 Gator Bowl vs. University of West Virginia.

- ◇ Redshirted in 2005 after knee injury during preseason voluntary workout.

OFF THE FIELD

- ◇ Born in Tallahassee, Florida.
- ◇ Wife's name is Terricka.
- ◇ The focus of his foundation, the Antonio Cromartie Foundation, is to help youth in underserved communities improve their quality of life. (www.antonio31cromartie.com).
- ◇ Member of FSU's 2004 ACC Championship track team (sprints and hurdles).
- ◇ 2002 USA Today National Defensive Player of the Year and All-America at Lincoln HS in Tallahassee.
- ◇ Class 4A state title as junior and 12-1-1 as senior...saw time at DB, RB, WR and KOR...finished career with 10 INT and 27 TDs, including 22 on offense, four on special teams and one on defense.
- ◇ Played in 2003 U.S. Army All-American Bowl.
- ◇ Averaged 14 ppg and nine rpg on basketball team.
- ◇ Ran 110-meters and 4x100 meter relay.

Antonio Cromartie's Interceptions (17)

17.	11/22/09	at DEN	Kyle Orton
16.	11/15/09	vs. PHI	Donovan McNabb
15.	11/1/09	vs. OAK	JaMarcus Russell
14.	9/22/08	vs. NYJ	Brett Favre (2)
13.	9/22/08	vs. NYJ	Brett Favre (1)*
12.	1/20/08	at NE	Tom Brady#
11.	1/13/08	at IND	Peyton Manning (4)#
10.	12/16/07	vs. DET	Jon Kitna
9.	12/9/07	at TEN	Vince Young
8.	12/2/07	at KC	Tyler Thigpen
7.	12/2/07	at KC	Brock Huard
6.	11/11/07	vs. IND	Peyton Manning (3)
5.	11/11/07	vs. IND	Peyton Manning (2)
4.	11/11/07	vs. IND	Peyton Manning (1)
3.	10/28/07	vs. HST	Matt Schaub (2)
2.	10/28/07	vs. HST	Matt Schaub (1)*
1.	10/14/07	vs. OAK	Daunte Culpepper

#=Postseason

*=Returned for a TD



ANTONIO CROMARTIE'S CAREER STATISTICS

Year/Tm	G/S	TT	S	A	Sk	Yds	Int	Yds	Lg	TD	PD	FF	FR	Yds	TD
06/SD	16/0	11	9	2	-	-	-	-	-	-	5	-	-	-	-
07/SD	16/8	41	33	8	-	-	10	144	70t	1	18	-	1	-	-
08/SD	16/15	64	57	7	-	-	2	66	52t	1	9	-	-	-	-
09/SD	16/16	36	33	3	-	-	3	17	16	-	6	-	-	-	-
Totals	64/39	152	132	20	-	-	15	227	70t	2	38	-	1	0	0

Additional Statistics

Special Teams Tackles: 17 (career): 10 (2006); 7 (2007).

Touchdowns: 4

2007

Fumble recovered in end zone vs. HST 10/28/07

70-yard INT return vs. HST 10/28/07

109-yard missed field-goal return at MIN 11/4/07

2008

52-yard INT return vs. JETS 9/22/08

Kickoff Returns (Regular Season): 16-401, 25.1 (career): 10-297 (2006); 3-67 (2007); 3-37 (2008); 3-41 (2009)

Career Bests

Tackles: 11 (11/9/08 vs. KC)

Interceptions: 3 (11/11/07 vs. IND)

Long Interception Return: 70 (10/28/07 vs. HST)

CAREER POSTSEASON STATISTICS

Year/Tm	G/S	TT	S	A	Sk	Yds	Int	Yds	Lg	TD	PD	FF	FR	Yds	TD
06/SD	1/0	3	3	0	-	-	-	-	-	-	1	-	-	-	-
07/SD	3/3	10	8	2	-	-	2	37	30	-	2	1	-	-	-
08/SD	2/2	6	6	0	-	-	-	-	-	-	1	-	-	-	-
09/SD	1/1	2	1	1	-	-	-	-	-	-	-	-	-	-	-
Totals	7/6	21	18	3	-	-	2	37	30	-	4	1	-	-	-

Kickoff Returns (Post Season): 3-26, 8.7 (career): 1-15 (2006); 0-4 (2007); 1-7 (2008); 1-0 (2009)

ANTONIO CROMARTIE GAME-BY-GAME

2009 San Diego Chargers

Date	Opp	W/L	P	S	TT	S	A	Sk	Yds	Int	Yds	Lg	TD	PD	FF	FR	Yds	TD
9/14	at OAK	W	1	1	2	NA	NA	-	-	-	-	-	-	NA	-	-	-	-
9/20	BLT	W	1	1	3	NA	NA	-	-	-	-	-	-	NA	-	-	-	-
9/27	MIA	W	1	1	2	NA	NA	-	-	-	-	-	-	NA	-	-	-	-
10/4	at PIT	L	1	1	4	NA	NA	-	-	-	-	-	-	NA	-	-	-	-
10/19	DEN	L	1	1	3	NA	NA	-	-	-	-	-	-	NA	-	-	-	-
10/25	at KC	W	1	1	0	NA	NA	-	-	-	-	-	-	NA	-	-	-	-
11/1	OAK	W	1	1	3	NA	NA	-	-	1	16	16	0	NA	-	-	-	-
11/8	at NYG	W	1	1	0	NA	NA	-	-	-	-	-	-	NA	-	-	-	-
11/15	PHI	W	1	1	1	NA	NA	-	-	1	0	0	0	NA	-	-	-	-
11/22	at DEN	W	1	1	5	NA	NA	-	-	1	1	1	0	NA	-	-	-	-
11/29	KC	W	1	1	5	NA	NA	-	-	-	-	-	-	NA	-	-	-	-
12/6	at CLV	W	1	1	1	NA	NA	-	-	-	-	-	-	NA	-	-	-	-
12/13	at DAL	W	1	1	1	NA	NA	-	-	-	-	-	-	NA	-	-	-	-
12/20	CIN	W	1	1	2	NA	NA	-	-	-	-	-	-	NA	-	-	-	-
12/25	at TEN	W	1	1	2	NA	NA	-	-	-	-	-	-	NA	-	-	-	-
1/3	WAS	W	1	1	2	NA	NA	-	-	-	-	-	-	NA	-	-	-	-
2009 Totals			16	16	36	33	3	0.0	0	3	17	16	0	6	0	0	0	0

Punt Returns										Kickoff Returns					
Date	Opp	W/L	No	Yds	Avg	FC	Lg	TD		No	Yds	Avg	Lg	TD	
9/14	at OAK	W	1	18	18.0	2	18	0		0	0	0.0	0	0	
9/20	BLT	W	2	25	12.5	2	16	0		0	0	0.0	0	0	
9/27	MIA	W	3	51	17.0	2	37	0		0	0	0.0	0	0	
10/4	at PIT	L	0	0	0.0	3	0	0		0	0	0.0	0	0	
10/19	DEN	L	3	29	9.7	0	10	0		1	7	7.0	7	0	
10/25	at KC	W	5	1	0.2	1	1	0		0	0	0.0	0	0	
11/1	OAK	W	2	4	2.0	2	2	0		0	0	0.0	0	0	
11/8	at NYG	W	5	45	9.0	1	13	0		0	0	0.0	0	0	
11/15	PHI	W	0	0	0.0	0	0	0		0	0	0.0	0	0	
11/22	at DEN	W	0	0	0.0	0	0	0		0	0	0.0	0	0	
11/29	KC	W	0	0	0.0	0	0	0		0	0	0.0	0	0	
12/6	at CLV	W	0	0	0.0	0	0	0		0	0	0.0	0	0	
12/13	at DAL	W	0	0	0.0	0	0	0		0	0	0.0	0	0	
12/20	CIN	W	0	0	0.0	0	0	0		0	0	0.0	0	0	
12/25	at TEN	W	0	0	0.0	0	0	0		0	0	0.0	0	0	
1/3	WAS	W	0	0	0.0	0	0	0		0	0	0.0	0	0	
2009 Totals			21	173	8.2	13	37	0		1	7	7.0	7	0	

2009 Postseason

Date	Opp	W/L	P	S	TT	S	A	Sk	Yds	Int	Yds	Lg	TD	PD	FF	FR	Yds	TD
1/17	NYJ	L	1	1	2	1	1	-	-	-	-	-	-	-	-	-	-	-
Totals			1	1	2	1	1	0	0	0	0	0	0	0	0	0	0	0

2008 San Diego Chargers

Date	Opp	W/L	P	S	TT	S	A	Sk	Yds	Int	Yds	Lg	TD	PD	FF	FR	Yds	TD
9/7	CAR	L	1	1	7	6	1	-	-	-	-	-	-	NA	-	-	-	-
9/14	at DEN	L	1	1	5	5	0	-	-	-	-	-	-	NA	-	-	-	-
9/22	NYJ	W	1	1	5	5	0	-	-	2	52	52	1	NA	-	-	-	-
9/28	at OAK	W	1	1	1	1	0	-	-	-	-	-	-	NA	-	-	-	-
10/5	at MIA	L	1	1	8	7	1	-	-	-	-	-	-	NA	-	-	-	-
10/12	NE	W	1	1	1	1	0	-	-	-	-	-	-	NA	-	-	-	-
10/19	at BUF	L	1	1	7	5	2	-	-	-	-	-	-	NA	-	-	-	-
10/26	at NO	L	1	1	1	1	0	-	-	-	-	-	-	NA	-	-	-	-
11/9	KC	W	1	0	11	10	1	-	-	-	-	-	-	NA	-	-	-	-
11/16	at PIT	L	1	1	4	3	1	-	-	-	-	-	-	NA	-	-	-	-
11/23	IND	L	1	1	4	3	1	-	-	-	-	-	-	NA	-	-	-	-
11/30	ATL	L	1	1	0	0	0	-	-	-	-	-	-	NA	-	-	-	-
12/4	OAK	W	1	1	2	2	0	-	-	0	14	14	0	NA	-	-	-	-
12/14	at KC	W	1	1	0	0	0	-	-	-	-	-	-	NA	-	-	-	-
12/21	at TB	W	1	1	4	4	0	-	-	-	-	-	-	NA	-	-	-	-
12/28	DEN	W	1	1	4	4	0	-	-	-	-	-	-	NA	-	-	-	-
2008 Totals			16	15	64	57	7	0.0	0	2	66	52	1	9	0	0	0	0

2008 Postseason

Date	Opp	W/L	P	S	TT	S	A	Sk	Yds	Int	Yds	Lg	TD	PD	FF	FR	Yds	TD
1/3	IND	W	1	1	4	4	0	-	-	-	-	-	-	NA	-	-	-	-
1/11	at PIT	L	1	1	2	2	0	-	-	-	-	-	-	NA	-	-	-	-
Totals			2	2	6	6	0	0	0	0	0	0	0	1	0	0	0	0

2007 San Diego Chargers

Date	Opp	W/L	P	S	TT	S	A	Sk	Yds	Int	Yds	Lg	TD	PD	FF	FR	Yds	TD
9/9	CHI	W	1	0	0	0	0	-	-	-	-	-	-	NA	-	-	-	-
9/16	at NE	L	1	0	0	0	0	-	-	-	-	-	-	NA	-	-	-	-
9/23	at GB	L	1	0	2	2	0	-	-	-	-	-	-	NA	-	-	-	-
9/30	KC	L	1	0	1	1	0	-	-	-	-	-	-	NA	-	-	-	-
10/7	at DEN	W	1	0	1	1	0	-	-	-	-	-	-	NA	-	-	-	-
10/14	OAK	W	1	0	3	3	0	-	-	1	0	0	0	NA	-	-	-	-
10/28	HST	W	1	0	2	2	0	-	-	2	91	70	1	NA	-	1	0	1
11/4	at MIN	L	1	0	3	2	1	-	-	-	-	-	-	NA	-	-	-	-
11/11	IND	W	1	1	7	6	1	-	-	3	27	21	0	NA	-	-	-	-
11/18	at JAX	L	1	1	1	0	1	-	-	-	-	-	-	NA	-	-	-	-
11/25	BLT	W	1	1	1	1	0	-	-	-	-	-	-	NA	-	-	-	-
12/2	at KC	W	1	1	6	4	2	-	-	2	28	14	0	NA	-	-	-	-
12/9	at TEN	W	1	1	1	0	1	-	-	1	0	0	0	NA	-	-	-	-

Date	Opp	W/L	P	S	TT	S	A	Sk	Yds	Int	Yds	Lg	TD	PD	FF	FR	Yds	TD
12/16	DET	W	1	1	4	3	1	-	-	1	-2	-2	0	NA	-	-	-	-
12/24	DEN	W	1	1	6	6	0	-	-	-	-	-	-	NA	-	-	-	-
12/30	at OAK	W	1	1	3	2	1	-	-	-	-	-	-	NA	-	-	-	-
2007 Totals			16	8	41	33	8	0.0	0	10	144	14.4	1	18	0	1	0	0

2007 Postseason

Date	Opp	W/L	P	S	TT	S	A	Sk	Yds	Int	Yds	Lg	TD	PD	FF	FR	Yds	TD
1/6	TEN	W	1	1	2	1	1	-	-	0	0	0	0	NA	-	-	-	-
1/13	at IND	W	1	1	5	5	0	-	-	1	30	30.0	0	NA	1	-	-	-
1/20	at NE	L	1	1	3	2	1	-	-	1	7	7.0	0	NA	-	-	-	-
Totals			3	3	10	8	2	0	0	2	37	30.0	0	2	1	0	0	0

2006 San Diego Chargers

Date	Opp	W/L	P	S	TT	S	A	Sk	Yds	Int	Yds	Lg	TD	PD	FF	FR	Yds	TD
9/11	at OAK	W	1	0	NA	NA	NA	-	-	-	-	-	-	NA	-	-	-	-
9/17	TEN	W	1	0	NA	NA	NA	-	-	-	-	-	-	NA	-	-	-	-
10/1	at BLT	L	1	0	NA	NA	NA	-	-	-	-	-	-	NA	-	-	-	-
10/8	PIT	W	1	0	NA	NA	NA	-	-	-	-	-	-	NA	-	-	-	-
10/15	at SF	W	1	0	NA	NA	NA	-	-	-	-	-	-	NA	-	-	-	-
10/22	at KC	L	1	0	NA	NA	NA	-	-	-	-	-	-	NA	-	-	-	-
10/29	SL	W	1	0	NA	NA	NA	-	-	-	-	-	-	NA	-	-	-	-
11/5	CLV	W	1	0	NA	NA	NA	-	-	-	-	-	-	NA	-	-	-	-
11/12	at CIN	W	1	0	NA	NA	NA	-	-	-	-	-	-	NA	-	-	-	-
11/19	at DEN	W	1	0	NA	NA	NA	-	-	-	-	-	-	NA	-	-	-	-
11/26	OAK	W	1	0	NA	NA	NA	-	-	-	-	-	-	NA	-	-	-	-
12/3	at BUF	W	1	0	NA	NA	NA	-	-	-	-	-	-	NA	-	-	-	-
12/10	DEN	W	1	0	NA	NA	NA	-	-	-	-	-	-	NA	-	-	-	-
12/17	KC	W	1	0	NA	NA	NA	-	-	-	-	-	-	NA	-	-	-	-
12/24	at SEA	W	1	0	NA	NA	NA	-	-	-	-	-	-	NA	-	-	-	-
12/31	ARZ	W	1	0	NA	NA	NA	-	-	-	-	-	-	NA	-	-	-	-
2006 Totals			16	0	11	9	2	0.0	0	0	0	0	0	5	0	0	0	0

2006 Postseason

Date	Opp	W/L	P	S	TT	S	A	Sk	Yds	Int	Yds	Lg	TD	PD	FF	FR	Yds	TD
1/14	NE	L	1	0	3	3	0	-	-	-	-	-	-	1	-	-	-	-
Totals			1	0	3	3	0	0	0	0	0	0	0	1	0	0	0	0



54
LINEBACKER

KENWIN CUMMINGS

6-3 / 250 / Wingate
24 years old (as of opening weekend)

Pembroke, NC/Purnell Swett HS
EXPERIENCE: NFL: 2 / Jets: 3rd
ACQUIRED: Undrafted FA (5/2/08)

CAREER HIGHLIGHTS

- ◇ Played his first NFL game in a Wild Card Game at CIN (1/9/10).
- ◇ Made 53-man roster in 2008 and was declared inactive for opener before he was waived, 9/10/08. Signed to practice squad, 9/15/08 and spent remainder of season on Jets' practice squad.

CAREER TRANSACTIONS

- ◇ 1/20/09, NYJ, Signed, Reserve/Future contract
- ◇ 9/15/08, NYJ, Signed Practice Squad

- ◇ 9/10/08, NYJ, Waived
- ◇ 5/2/08, NYJ, Signed, Undrafted FA

SEASON-BY-SEASON REVIEW

2009 (JETS) Made his NFL debut on the opening kickoff of the team's Wild Card Game at CIN (1/9)...Saw action on special teams.

BEFORE THE NFL

- ◇ Received *Don Hansen's Football Gazette* NCAA Division II All-America second-team honors following the conclusion of his collegiate career.

- ◇ Posted a career-high 12 tackles (three solo, nine assists) in a home contest against Newberry College, 10/20/07... Also added 2.5 tackles-for-loss.
- ◇ Recorded 71 tackles his senior season (fifth on the Wingate charts).
- ◇ Recorded 66 tackles (24 solo, 42 assists), nine sacks, 17.5 tackles-for-loss, three forced fumbles and 15 QB hurries in 2006.
- ◇ Earned first team All-America honors in 2005 and 2006.
- ◇ Named *Don Hansen's Football Gazette* All-America first team in 2005.
- ◇ Named the 2004 Athlete of the Year at Purnell Swett High School.

OFF THE FIELD

- ◇ Participated in Jets' Taste of the NFL event in 2008 dedicated to fighting hunger throughout the New York metropolitan area.
- ◇ Attended the Project Hope Visit at Times Square Church in 2008.
- ◇ Parents are Kenwin and Darlene Cummings.



43
FULLBACK

JASON DAVIS

5-10/242/Illinois
26 years old (as of opening weekend)
St. Louis, MO/Lindbergh HS
EXPERIENCE: NFL: 2 / Jets: 2nd
ACQUIRED: Waivers (CHI, 9/6/09)
ENTERED NFL: PHI Undrafted FA, 5/15/06

CAREER HIGHLIGHTS

- ◇ Has appeared in six-career games with three-career starts, recording one carry (zero yards) and one reception (12 yards).
- ◇ Has played for four different NFL franchises, including PHI (practice squad), OAK (one game), CHI (five games, three starts) and the Jets (practice squad).

CAREER TRANSACTIONS

- ◇ 1/25/10, NYJ, Signed, Reserve/Future
- ◇ 9/10/09, NYJ, Signed, Practice Squad
- ◇ 9/8/09, NYJ, Waived
- ◇ 9/6/09, NYJ, Claimed off waivers (CHI)
- ◇ 9/5/09, CHI, Waived
- ◇ 11/29/08, CHI, Signed, Active Roster
- ◇ 11/24/08, CHI, Signed, Practice Squad
- ◇ 11/18/08, OAK, Waived
- ◇ 10/28/08, OAK, Signed, from CHI Practice Squad
- ◇ 9/1/08, CHI, Signed, Practice Squad
- ◇ 8/30/08, PHI, Waived
- ◇ 1/2/08, PHI, Signed, Reserve/Future
- ◇ 9/3/07, PHI, Signed, Practice Squad
- ◇ 9/1/07, PHI, Waived
- ◇ 8/29/06, PHI, IR
- ◇ 5/15/06, PHI, Signed, Undrafted FA

2009 (JETS) Spent the 2009 season on the practice squad after being claimed off waivers by the Jets following 53-man roster cutdowns.

2008 (CHI) Signed to the active roster prior to the Week 13 game at MIN...Recorded one rush for zero yards and one reception for 12 yards...Made starts in three of the final five games for CHI. **(11/30 at MIN)**...Recorded his first-career carry. **(12/11 vs. NO)**...Recorded his first-career reception as he hauled in a 12-yard completion from Kyle Orton.

2008 (OAK) Played in one game for OAK after being signed off the CHI practice squad. **(11/2 vs. ATL)**...Saw action on offense but did not record any stats.

2007 (PHI) Spent the 2007 season on the practice squad.

2006 (PHI) Spent entire season on injured reserve after an injury sustained in the preseason.

BEFORE THE NFL

- ◇ Played in 38 games in his four years at Illinois...Carried 81 times for 327 yards and a touchdown and caught 70 passes for 644 yards and five touchdowns.
- ◇ Started for four years at Lindbergh (MO) HS, playing WR, LB and DB, leading his school to the first district title in school history...Finished as the school's all-time leader in receptions and receiving yards.

OFF THE FIELD

- ◇ Met his wife, Jessica, whose maiden name is Davis, in college.

◇ Father-in-law, Stephen Davis, played football at the University of Tennessee and later founded The Will Group, a Chicago engineering firm that installed the lighting system in the new Soldier Field.

JASON DAVIS' CAREER STATISTICS

Year/Tm	G/S	Rush	Yds	Rushing			Lg	TD	Rec	Yds	Receiving		
				Avg							Avg	Lg	TD
06/PHI													
08/OAK/CHI	6/3	1	0	0.0			0	-	1	12	12.0	12	0
Totals	6/3	1	0	0.0			0	0	1	12	12.0	12	0

Additional Statistics

Rushes: 1 (11/30/08 at MIN)

Receptions: 1 (12/11/08 vs. NO)

Receiving Yards: 12 (12/11/08 vs. NO)

Longest Reception: 12 (12/11/08 vs. NO)



70
DEFENSIVE
END

MIKE DEVITO

6-3/305/Maine
26 years old (as of opening weekend)
Wellfleet, MA/Wellfleet HS
EXPERIENCE: NFL: 4 / Jets: 4th
ACQUIRED: Undrafted FA (5/14/07)

CAREER HIGHLIGHTS

- ◇ Appeared in 38 career regular-season games, with one career start, and three career postseason games.
- ◇ Amassed career totals of 76 tackles (33 solo), setting career-highs in tackles (37), solo tackles (19) and fumble recoveries (3) in 2009.
- ◇ In his first three postseason games, recorded 14 tackles (five solo) and his first-career full sack as the Jets advanced to the AFC Championship in 2009.
- ◇ Made his first-career start at defensive tackle in place of Marquis Douglas at TB, 12/13/09.
- ◇ Recorded his first career sack, taking down QB Philip Rivers in the 2009 AFC Divisional Playoff Game at SD, 1/17/10.
- ◇ Made his NFL debut vs. BUF, 10/28/07.

CAREER TRANSACTIONS

- ◇ 9/2/09, NYJ, Signed, Contract Extension
- ◇ 5/14/07, NYJ, Signed, Undrafted FA

SEASON-BY-SEASON REVIEW

2009 (JETS) Set career-highs in tackles (37), solo tackle (19) and fumble recoveries (3) as a member of a defensive unit that finished first in the league in seven defensive categories, including total defense and scoring defense...

Appeared in his first three postseason contests as the Jets advanced to the AFC Championship Game for the first time since 1998...Added 14 tackles and the first full sack of his career in the postseason. **POSTSEASON: (AFC Championship: 1/24 at IND)**...Collected four tackles (two solo). **(Divisional: 1/17 at SD)**...Recorded the first full sack of his career when he dropped Philip Rivers for a five-yard loss in the fourth quarter...Finished the game with five tackles (one solo). **(Wild Card: 1/9 at CIN)**...Rotated on the defensive line and collected five tackles (two solo). **SEASON HIGHLIGHTS: (1/3 vs. CIN)**...Collected three tackles (two solo) as the defense posted their second shutout of the season in helping the Jets advance to the postseason for the first time since 2006. **(12/20 vs. ATL)**...Combined with David Harris to stuff Jason Snelling for no gain on a key third-and-one attempt in the third quarter. **(12/13 at TB)**...Made his first-career start as the Jets defense held TB to three total points. **(11/22 at NE)**...Posted a career-high six tackles (two solo)...Named game captain. **(11/15 vs. JAX)**...Recovered a David Garrard fumble on a botched handoff. **(10/25 at OAK)**...Scooped up a Bruce Gradkowski fumble after a Calvin Pace sack before pitching the ball to Shaun Ellis...Dropped Michael Bush for a loss late in the fourth quarter as he helped to preserve the Jets' first shutout of the season. **(10/12 at MIA)**...Tied career-high with three solo stops in Jets lone Monday Night Football appearance. **(10/4 at NO)**...Recorded four total tackles, including a career-high three solo stops as part of a defense that held

the league's number-one scoring offense to 10 offensive points. **(9/13 at HST)**...Recovered his first career fumble as Donald Strickland stripped Steve Slaton to halt a scoring drive that had penetrated the Jets 20-yard line.

2008 (JETS) Appeared in all 16 games, recording 28 tackles, 0.5 sacks and two tackles-for-loss. **SEASON HIGHLIGHTS: (12/7 at SF)**...Recorded his first-career half-sack with 2:10 remaining in the first half as he and David Harris combined to bring down 49ers QB Shaun Hill for a 10-yard loss.

2007 (JETS) Made the 53-man roster as an undrafted free agent and appeared in seven games, recording 11 tackles. **SEASON HIGHLIGHTS: (12/30 vs. KC)**...Collected a season-high three tackles, including his first two solo stops in the season finale. **(10/28 vs. BUF)**...Made his NFL debut and assisted on his first career tackle.

BEFORE THE NFL

◇ Recorded 112 total tackles and 16 sacks at Maine.

◇ Earned All-Atlantic 10 honors as a nose tackle for the second time after finishing the 2006 season ranked second on the team with seven sacks.

◇ Played tight end and defensive end at Wallfleet (MA) HS.

OFF THE FIELD

◇ Business major.

◇ Grew up in Massachusetts, but was born in New York. Family hails from NY and New Jersey and are Jets fans.

◇ His late grandfather, Ralph Consiglio, was a long-time high school football coach in Suffern, NY.

◇ Met with children at Goryeb Children's Hospital at Morristown Memorial.

◇ Visited Brookside Elementary School in Allendale, NJ as part of the Eat Right, Move More program set up in response to new nutritional guidelines and standards for New Jersey public school cafeterias.

◇ Handed out gift cards to underprivileged children for a holiday shopping spree at the Livingston Toys "R" Us in New Jersey.

MIKE DeVITO'S CAREER STATISTICS

Year/Tm	G/S	TT	S	A	Sk	Yds	Int	Yds	Lg	TD	PD	FF	FR	Yds	TD
07/NYJ	7/0	11	2	9	-	-	-	-	-	-	-	-	-	-	-
08/NYJ	16/0	28	12	16	0.5	5.0	-	-	-	-	-	-	-	-	-
09/NYJ	15/1	37	19	18	-	-	-	-	-	-	-	-	3	8	-
Totals	38/1	76	33	43	0.5	5.0	0	0	0	0	0	0	3	8	0

Career Bests

Tackles: 6 (11/22/09 at NE)

Solo Tackles: 3 (Three times, last: 10/12/09 at MIA)

Sacks: 0.5 (12/7/08 at SF)

CAREER POSTSEASON STATISTICS

Year/Tm	G/S	TT	S	A	Sk	Yds	Int	Yds	Lg	TD	PD	FF	FR	Yds	TD
09/NYJ	3/0	14	5	9	1.0	5.0	-	-	-	-	-	-	-	-	-
Totals	3/0	14	5	9	1.0	5.0	0	0	0	0	0	0	0	0	0

MIKE DeVITO GAME-BY-GAME

2009 New York Jets

Date	Opp	W/L	P	S	TT	S	A	Sk	Yds	Int	Yds	Lg	TD	PD	FF	FR	Yds	TD
9/13	at HST	W	1	0	0	0	0	-	-	-	-	-	-	-	-	1	7	-
9/20	NE	W						INACTIVE										
9/27	TEN	W	1	0	1	1	0	-	-	-	-	-	-	-	-	-	-	-
10/4	at NO	L	1	0	4	3	1	-	-	-	-	-	-	-	-	-	-	-
10/12	at MIA	L	1	0	3	3	0	-	-	-	-	-	-	-	-	-	-	-
10/18	BUF	L	1	0	3	1	2	-	-	-	-	-	-	-	-	-	-	-
10/25	at OAK	W	1	0	4	1	3	-	-	-	-	-	-	-	-	1	1	-
11/1	MIA	L	1	0	2	0	2	-	-	-	-	-	-	-	-	-	-	-
11/15	JAX	L	1	0	2	1	1	-	-	-	-	-	-	-	-	1	0	-
11/22	at NE	L	1	0	6	2	4	-	-	-	-	-	-	-	-	-	-	-
11/29	CAR	W	1	0	1	0	1	-	-	-	-	-	-	-	-	-	-	-
12/3	at BUF	W	1	0	2	1	1	-	-	-	-	-	-	-	-	-	-	-
12/13	at TB	W	1	1	2	2	0	-	-	-	-	-	-	-	-	-	-	-
12/20	ATL	L	1	0	4	2	2	-	-	-	-	-	-	-	-	-	-	-
12/27	at IND	W	1	0	0	0	0	-	-	-	-	-	-	-	-	-	-	-
1/3	CIN	W	1	0	3	2	1	-	-	-	-	-	-	-	-	-	-	-
2009 Totals			15	1	37	19	18	0	0	0	0	0	0	0	0	3	8	0

2009 Postseason

Date	Opp	W/L	P	S	TT	S	A	Sk	Yds	Int	Yds	Lg	TD	PD	FF	FR	Yds	TD
1/9	at CIN	W	1	0	5	2	3	-	-	-	-	-	-	-	-	-	-	-
1/17	at SD	W	1	0	5	1	4	1	5	-	-	-	-	-	-	-	-	-
1/24	at IND	L	1	0	4	2	2	-	-	-	-	-	-	-	-	-	-	-
Totals			3	0	14	5	9	1	5	0	0	0	0	0	0	0	0	0

2008 New York Jets

Date	Opp	W/L	P	S	TT	S	A	Sk	Yds	Int	Yds	Lg	TD	PD	FF	FR	Yds	TD
9/7	at MIA	W	1	0	2	1	1	-	-	-	-	-	-	-	-	-	-	-
9/14	NE	L	1	0	2	0	2	-	-	-	-	-	-	-	-	-	-	-
9/22	at SD	L	1	0	4	2	2	-	-	-	-	-	-	-	-	-	-	-
9/28	ARZ	W	1	0	1	0	1	-	-	-	-	-	-	-	-	-	-	-
10/12	CIN	W	1	0	4	0	4	-	-	-	-	-	-	-	-	-	-	-
10/19	at OAK	L	1	0	0	0	0	-	-	-	-	-	-	-	-	-	-	-
10/26	KC	W	1	0	1	1	0	-	-	-	-	-	-	-	-	-	-	-
11/2	at BUF	W	1	0	0	0	0	-	-	-	-	-	-	-	-	-	-	-
11/9	SL	W	1	0	1	1	0	-	-	-	-	-	-	-	-	-	-	-
11/13	at NE	W	1	0	1	0	1	-	-	-	-	-	-	-	-	-	-	-
11/23	at TEN	W	1	0	1	1	0	-	-	-	-	-	-	-	-	-	-	-
11/30	DEN	L	1	0	2	2	0	-	-	-	-	-	-	-	-	-	-	-
12/7	at SF	L	1	0	1	0	1	0.5	5.0	-	-	-	-	-	-	-	-	-
12/14	BUF	W	1	0	4	3	1	-	-	-	-	-	-	-	-	-	-	-
12/21	at SEA	L	1	0	2	1	1	-	-	-	-	-	-	-	-	-	-	-
12/28	MIA	L	1	0	2	0	2	-	-	-	-	-	-	-	-	-	-	-
2008 Totals			16/0	16	0	28	12	16	0.5	5	0.0	0	0	0	0	0	0	0


17
 WIDE RECEIVER
BRAYLON EDWARDS

6-3/215/Michigan
 27 years old (as of opening weekend)
 Detroit, MI/Bishop Gallagher HS
 EXPERIENCE: NFL: 6 / Jets: 2nd
 ACQUIRED: Trade (CLV, 10/7/09)
 ENTERED NFL: CLV D1 (3), 2005 NFL Draft

CAREER HIGHLIGHTS

- ◇ Started 69 of his 74 career games, including playing in every game over the last four seasons.
- ◇ Amassed career totals of 273 receptions for 4,238 yards and 32 touchdowns in his five-year career and six catches for 156 yards and a touchdown in his three postseason games.
- ◇ Matched the longest reception of his career, set in second game of his career, when he caught an 80-yard touchdown from Mark Sanchez in last season's AFC Championship Game.
- ◇ After a midseason trade to the Jets, finished with a team-leading four receiving touchdowns and second on the team with 541 receiving yards in just 12 games.
- ◇ Ranks sixth among active players with three two-point conversions.
- ◇ Made a Pro Bowl appearance in 2007 after finishing second in the league with 16 touchdown receptions and fifth with 1,289 receiving yards.

CAREER TRANSACTIONS

- ◇ 3/22/10, NYJ, Signed, RFA

- ◇ 10/7/09, NYJ, Trade — NYJ, 2010 D3 (92 — Shawn Lauvaao) and NYJ, 2010 D5 (160 — Larry Asante)
- ◇ 12/5/05, CLV, IR
- ◇ 4/23/05, CLV, D1 (3)

SEASON-BY-SEASON REVIEW

2009 (JETS) After starting the first four games for CLV, started 11 of 12 games for the Jets after the midseason trade...Failed to start at TB as Jets opened with three tight ends...Caught 35 passes for 541 yards and four touchdowns to finish as the second-leading receiver in just 12 games as a Jet...Finished the year with 45 passes for 680 yards and four touchdowns for CLV and the Jets...Attempted the first pass of his career as he fired incomplete to Jericho Cotchery.

POSTSEASON: Started two of the three postseason games, catching two passes in each game to finish with six receptions for 156 yards and a touchdown. **(AFC Championship: 1/24 at IND)**...Responded to an IND field goal by scoring on an 80-yard touchdown pass from Mark Sanchez on the Jets' next play...The play marked the first postseason touchdown of his career and matched the longest play of

his career set back in his rookie season of 2005...The play also marked the longest pass of Sanchez's career, surpassing Sanchez's 65-yard connection with Edwards in the regular season...Broke Cotchery's team-record for longest offensive play in Jets' postseason history, eclipsing the 77-yard touchdown by Cotchery at NE, 1/6/07...Joined with Cotchery to become the only teammates in Jets' postseason history to record 100 yards receiving in the same postseason game. **(Divisional: 1/17 at SD)**...Started a postseason game for the first time in career, collecting two catches for 41 yards...Received a game ball after twice converting on third-and-long with receptions of 21 and 20 yards. **(Wild Card: 1/9 at CIN)**...Made his postseason debut but did not start as the Jets opened in a two-tight end set...Caught two passes for 15 yards, including a 16-yard grab to convert on a third-and-nine before a Thomas Jones touchdown on the next play. **SEASON HIGHLIGHTS: (12/27 at IND)**...Caught a two-point conversion pass to extend the Jets' lead to 14 points...Was the third two-point conversion catch of his career, tying him for sixth among active players. **(12/20 vs. ATL)**...Broke 100 yards receiving for the first time as a Jet when he pulled in five passes for 105 yards...Scored the only Jet touchdown on a 65-yard bomb from Sanchez in the first quarter. **(12/3 at BUF)**...Named game captain and reeled in three passes for 45 yards and a touchdown in the Thursday Night win...Converted on a third-and-15 with a 29-yard grab in the second quarter to set up a field goal...Helped the Jets retake the lead with a 13-yard touchdown in the second quarter that was initially ruled down at the one-yard line before being overturned for the score. **(11/15 vs. JAX)**...Recorded a game-high 79 receiving yards on three receptions...Took a handoff from Jones before firing incomplete to Jericho Cotchery for the first pass attempt of his career...Converted a key third-and-nine late in the fourth quarter with a 16-yard catch that set up a touchdown giving the Jets their first lead of the game. **(11/1 vs. MIA)**...Caught four passes for 74 yards and touchdown...Pulled in a 25-yard reception on the first play of the second quarter to set up a field goal five plays later...Helped cut the lead to five with a 19-yard touchdown grab from Sanchez in the third quarter. **(10/12 at MIA)**...Made his Jets debut on Monday Night Football and pulled in five passes for 64 yards and a touchdown...Tied the game at 7-7 with his first reception as a Jet when he caught a three-yard touchdown from Sanchez on the Jets' opening drive...Took a 34-yard reception down to the one-yard line on a play that was initially ruled a touchdown to set up a Jones one-yard run a play later to put the Jets ahead in the fourth quarter...Drew a 49-yard pass interference penalty on Will Allen that set the ball up at the three-yard line before another Jones three-yard run would help the Jets retake a fourth-quarter lead.

2009 (CLV) Started the first four games with CLV before a midseason trade to the Jets...Caught 10 passes for 139 yards. **SEASON HIGHLIGHTS: (9/20 at DEN)**...Hauled

in a season-high six grabs for 92 yards...Converted on third-and-nine with a 14-yard grab on the game's opening drive that culminated in a field goal.

2008 (CLV) Pulled in 55 passes for 873 yards and three touchdowns as he again started all 16 games...Lead the team in receiving for the third-straight season and surpassed 100 yards receiving three times, with all three coming on Monday Night Football. **SEASON HIGHLIGHTS: (12/15 at PHI)**...Again surpassed 100 yards receiving on Monday Night Football as he caught five passes for 102 yards. **(11/17 at BUF)**...Went over 100 yards receiving for the second time that season on Monday Night Football as he matched a career-high with eight receptions for 104 yards. **(11/2 vs. BLT)**...Scored on a 28-yard pass from Derek Anderson, part of his four receptions for 86 yards. **(10/13 vs. NYG)**...Recorded a career-high 154 yards receiving on five catches on Monday Night Football...Scored on an 11-yard pass from Derek Anderson in the fourth quarter...Set up the game's first points with a 49-yard catch on the opening drive and another score with a 70-yard reception at the start of the second quarter. **(9/28 at CIN)**...Pulled in three catches for 22 yards and caught a four-yard pass from Derek Anderson in the first quarter for the game's first touchdown.

2007 (CLV) Started and played all 16 games en route to a career-season...Earned his first Pro Bowl trip for a season in which he finished second in the NFL (behind Randy Moss' NFL-record 23) with 16 touchdown receptions...Also finished with career-highs in receptions (80) and receiving yards (1,289)...Caught a touchdown pass in 11 of 16 games and surpassed the 100-yard mark receiving four times. **SEASON HIGHLIGHTS: (12/30 vs. SF)**...Caught three passes for 67 yards and a touchdown...Scored on a 45-yard pass from Derek Anderson in the second quarter. **(12/23 at CIN)**...Accounted for all the CLV points when he scored on a two-yard pass from Anderson late in the third quarter and again on a five-yard pass in the fourth quarter...Matched his career-high with eight receptions for 52 yards...The third-quarter touchdown was his 14th of the season, moving him past Gary Collins for the most receiving touchdowns in a single-season in franchise history. **(12/9 at NYJ)**...Made his Meadowlands debut and led the team with 63 yards receiving on three catches, including a four-yard touchdown on the opening drive of the third quarter...Set up his touchdown with a 45-yard catch two plays earlier and the game's first touchdown with a 14-yard grab on fourth-and-four late in the second quarter. **(12/2 at ARZ)**...Posted 149 yards receiving on seven catches...Scored on a 67-yard pass from Anderson in the third quarter. **(11/25 vs. HST)**...Reeled in four passes for 57 yards, including a 19-yard touchdown from Anderson to even the score at 7-7 in the second quarter...Caught a nine-yard pass to convert on fourth-down and set up a touchdown right before the



half. **(11/11 at PIT)**...Caught only one pass but it went for a 16-yard score on a play that was initially ruled an incomplete pass before being overturned. **(10/28 at SL)**...Went over 100 yards after matching his career-high with eight catches for 117 yards...Scored twice, first on 12-yard catch from Anderson and again on a five-yard grab from Anderson. **(10/14 vs. MIA)**...Hooked up with Anderson for a career-high three touchdowns, pulling in a 24-yard pass in the second quarter and five- and 16-yard passes in the fourth quarter. **(10/7 at NE)**...Pulled in six passes for 110 yards. **(9/30 vs. BLT)**...Connected with Anderson for a 78-yard touchdown on the drive's first play that gave CLV a 14-point lead...Finished the game with three catches for 97 yards. **(9/23 at OAK)**...Caught four passes for 83 yards, scoring on a 21-yard pass from Anderson. **(9/16 vs. CIN)**...Caught a career-high eight passes for 146 yards and two touchdowns...Scored on 37- and 34-yard passes from Anderson.

2006 (CLV) Played in all 16 games, making starts in 15...Pulled in 61 receptions for a team-leading 884 yards and six touchdowns...Recorded the first rushing attempts of his career, rushing three times for seven yards. **SEASON HIGHLIGHTS: (12/17 at BLT)**...Hooked up with Anderson on a 14-yard score that tied the score at 17-17 halfway through the third quarter...Collected 68 yards total on his five receptions. **(12/7 at PIT)**...Accounted for the only CLV score as he pulled in a 45-yard pass from Anderson in the Thursday Night Football loss...Finished the game with four grabs for 86 yards total. **(12/3 vs. KC)**...Collected 36 yards on three catches and opened the scoring with a 23-yard touchdown on the game's opening drive. **(11/19 vs. PIT)**...Gained a season-high 137 yards receiving and tied a season-high with seven receptions...Reeled in a 63-yard pass to set up a field goal. **(11/12 at ATL)**...Caught three passes for 31 yards including a 19-yard touchdown to give CLV a two-score lead in the second quarter. **(11/5 at SD)**...Recorded the first rushing attempt of his career when he ran for an eight-yard gain late in the third quarter...Added 66 yards on a season-high seven receptions and four-yard touchdown late in the fourth quarter to cut the lead in half. **(9/24 vs. BLT)**...Posted back-to-back 100-yard receiving games as he hauled in five receptions for 116 yards...Scored on a 58-yard touchdown pass from Charlie Frye to give CLV their first points of the game. **(9/17 at CIN)**...Pulled in four catches for 110 yards, including a season-long 75-yard catch that set up a touchdown two plays later.

2005 (CLV) Started seven of the 10 games he played his rookie season, finishing the year with 32 catches for 512 yards and three touchdowns...Missed the final four games of the season after being placed in injured reserve on 12/5. **SEASON HIGHLIGHTS: (12/4 vs. JAX)**...Scored twice in the second quarter to account for all 14 CLV points...Pulled in 34-yard and 17-yard scoring passes from Charlie Frye in notching his first-career game with two touchdowns...

Finished the game with five catches for 86 yards total. **(11/20 vs. MIA)**...Caught a career-high six passes for 90 yards. **(9/18 at GB)**...Made the first start of his career as CLV opened in a three wide-receiver set and responded by posting the first 100-yard receiving game of his career, pulling in three passes for 107 yards...Scored late in the third quarter when he pulled in an 80-yard touchdown pass from Trent Dilfer, the longest touchdown reception of his career. **(9/11 vs. CIN)**...Pulled in a seven-yard pass from Dilfer in his NFL debut midway through the second quarter for his first-career reception...Finished the game with two receptions for 16 yards.

BEFORE THE NFL

- ◇ Received the Biletnikoff Award, given annually to the nation's top receiver in his senior season...Marked the first time a Michigan receiver had ever received the award.
- ◇ Started 36 of his 44 career games at Michigan, finishing with a school records in receptions (252), receiving yards (3,542) and touchdowns (39)...Also set a Big Ten record with his 39 touchdowns, while his 252 receptions finished fourth and his 3,542 yards ranked third in Big Ten history.
- ◇ Set single-season records with 97 grabs for 1,330 yards as a senior and became only the ninth player in D1-A history to gain more than 1,000 yards receiving in three different seasons.
- ◇ Finished 10th in the Heisman Trophy voting and was named an All-America first-team selection by the *Associated Press*...Named Big Ten Offensive Player of the Year along with All-Big Ten first-team honors.
- ◇ Also ran track at Michigan during the indoor and outdoor season, competing in the high jump as well as the 60-meter and 200-meter dashes.
- ◇ Played one season for the Bishop Gallagher (MI) football team and was a two-year starter on Martin Luther King High football team...Finished high school career with 63 receptions for 740 yards and eight touchdowns and added 152 yards and two touchdowns on his four rushing attempts...Also saw time at quarterback, completing 10 of his 17 passes for 200 yards.
- ◇ Made starts all over the field, setting school, league and state records in the process...Made starts at wide receiver, running back, free safety, cornerback, linebacker, defensive end, quarterback, tight end, kick returner, punt returner and long snapper.
- ◇ Played one season of varsity basketball while also participating in the 100, 200, 4x100 relay and 4x200 relay on the track team.

OFF THE FIELD

- ◇ General studies major.
- ◇ Father, Stanley, played football at Michigan (1977-81) and in the NFL with the Houston Oilers (1982-86) and Detroit Lions (1987).

◇ In 2007, donated \$1 million to the Cleveland Municipal School District to create a college scholarship opportunity for 100 eighth-grade students, named Advance 100, as long as the students maintain a 2.5 GPA and participated in 15 hours of community service each year throughout high school... The students are now entering their junior year with 35 of them maintaining perfect GPAs of 4.0.

◇ In 2006, donated \$500,000 to create a scholarship endowment at the University of Michigan for the football player who wears the number-one jersey, the largest donation pledged to the university by a professional athlete.

BRAYLON EDWARDS' CAREER STATISTICS

Year/Tm	G/S	Rec	Yds	Avg	Lg	TD
05/CLV	10/7	32	512	16.0	80t	3
06/CLV	16/15	61	884	14.5	75	6
07/CLV	16/16	80	1289	16.1	78t	16
08/CLV	16/16	55	873	15.9	70	3
09/CLV/ NYJ	16/15	45	680	15.1	65t	4
NFL Tot	74/69	273	4238	15.5	80t	32
Jets Tot	12/11	35	541	15.5	65t	4

Additional Statistics

Rushing: 3-7 (Career): 3-7 (2006)

Passing: 0-1, 0 yards, 39.6 rating (Career): 0-1, 0 yards, 39.6 rating (2009)

Career Bests

Receptions: 8 (five times, last 11/17/08 at BUF)

Receiving Yards: 154 (10/13/08 vs. NYG)

Longest Reception: 80t (9/18/05 at GB)

Receiving Touchdowns: 3 (10/14/07 vs. MIA)

Longest Rush: 8 (11/5/06 at SD)

CAREER POSTSEASON STATISTICS

Year/Tm	G/S	Rec	Yds	Avg	Lg	TD
09/NYJ	3/2	6	156	26.0	80t	1
Totals	3/2	6	156	26.0	80t	1

Career Postseason Bests

Receptions: 2 (three times, last 1/24/10 at IND)

Receiving Yards: 100 (1/24/10 at IND)

Longest Reception: 80t (1/24/10 at IND)

Receiving Touchdowns: 1 (1/24/10 at IND)

BRAYLON EDWARDS GAME-BY-GAME

2009 Cleveland/New York Jets

Date	Opp	W/L	GP	GS	Rec	Yds	Avg	Lg	TD
9/13	CLV vs. MIN	L	1	1	1	12	12.0	12	0
9/20	CLV at DEN	L	1	1	6	92	15.3	24	0
9/27	CLV at BLT	L	1	1	3	35	11.7	18	0
10/4	CLV vs. CIN	L	1	1	-	-	-	-	-
10/12	at MIA	L	1	1	5	64	12.8	34	1
10/18	BUF	L	1	1	3	40	13.3	22	0
10/25	at OAK	W	1	1	1	14	14.0	14	0
11/1	MIA	L	1	1	4	74	18.5	25	1
11/15	JAX	L	1	1	3	79	26.3	41	0
11/22	at NE	L	1	1	1	10	10.0	10	0
11/29	CAR	W	1	1	3	40	13.3	26	0
12/3	at BUF	W	1	1	3	45	15.0	27	1
12/13	at TB	W	1	0	3	37	12.3	19	0
12/20	ATL	L	1	1	5	105	21.0	65t	1
12/27	at IND	W	1	1	2	18	9.0	11	0
1/3	CIN	W	1	1	2	15	7.5	9	0
2009 Totals			16	15	45	680	15.1	65t	4

2009 Postseason

Date	Opp	W/L	GP	GS	Rec	Yds	Avg	Lg	TD
1/9	at CIN	W	1	0	2	15	7.5	16	0
1/17	at SD	W	1	1	2	41	20.5	21	0
1/24	at IND	L	1	1	2	100	50.0	80t	1
Totals			3	2	6	156	26.0	80t	1

2008 Cleveland Browns

Date	Opp	W/L	GP	GS	Rec	Yds	Avg.	Lg	TD
9/7	DAL	L	1	1	2	14	7.0	12	0
9/14	PIT	L	1	1	3	32	10.7	13	0
9/21	at BLT	L	1	1	3	27	9.0	17	0
9/28	at CIN	W	1	1	3	22	7.3	12	1
10/13	NYG	W	1	1	5	154	30.8	70	1
10/19	at WAS	L	1	1	4	58	14.5	20	0
10/26	at JAX	W	1	1	2	64	32.0	43	0
11/2	BLT	L	1	1	4	86	21.5	28t	1
11/6	DEN	L	1	1	1	15	15.0	15	0
11/17	at BUF	W	1	1	8	104	13.0	23	0
11/23	HST	L	1	1	5	85	17.0	42	0
11/30	IND	L	1	1	2	36	18.0	20	0
12/7	at TEN	L	1	1	3	38	12.7	25	0
12/15	at PHI	L	1	1	5	102	20.4	28	0
12/21	CIN	L	1	1	4	31	7.8	12	0
12/28	at PIT	L	1	1	1	5	5.0	5	0
2008 Totals			16	16	55	873	15.9	70	3

2007 Cleveland Browns

Date	Opp	W/L	GP	GS	Rec	Yds	Avg.	Lg	TD
9/9	PIT	L	1	1	3	49	16.3	21	0
9/16	CIN	W	1	1	8	146	18.3	37t	2
9/23	at OAK	L	1	1	4	83	20.8	27	1
9/30	BLT	W	1	1	3	97	32.3	78t	1
10/7	at NE	L	1	1	6	110	18.3	36	0
10/14	MIA	W	1	1	5	67	13.4	24t	3
10/28	at SL	W	1	1	8	117	14.6	29	2
11/4	SEA	W	1	1	5	67	13.4	19	0
11/11	at PIT	L	1	1	1	16	16.0	16t	1
11/18	at BLT	W	1	1	8	85	10.6	22	0
11/25	HST	W	1	1	4	57	14.3	20	1
12/2	at ARZ	L	1	1	7	149	21.3	67t	1
12/9	at NYJ	W	1	1	3	63	21.0	45	1
12/16	BUF	W	1	1	4	64	16.0	25	0
12/23	at CIN	L	1	1	8	52	6.5	12	2
12/30	SF	W	1	1	3	67	22.3	45t	1
2007 Totals			16	16	80	1289	16.1	78t	16

2006 Cleveland Browns

Date	Opp	W/L	GP	GS	Rec	Yds	Avg.	Lg	TD
9/10	NO	L	1	1	2	23	11.5	18	0
9/17	at CIN	L	1	1	4	110	27.5	75	0
9/24	BLT	L	1	1	5	116	23.2	58t	1
10/1	at OAK	W	1	1	6	75	12.5	21	0
10/8	at CAR	L	1	1	3	27	9.0	11	0
10/22	DEN	L	1	1	2	6	3.0	4	0
10/29	NYJ	W	1	1	2	21	10.5	20	0
11/5	at SD	L	1	1	7	66	9.4	20	1
11/12	at ATL	W	1	1	3	31	10.3	19t	1
11/19	PIT	L	1	1	7	137	19.6	63	0
11/26	CIN	L	1	1	2	29	14.5	22	0
12/3	KC	W	1	1	3	36	12.0	23t	1
12/7	at PIT	L	1	1	4	86	21.5	45t	1
12/17	at BLT	L	1	1	5	68	13.6	28	1
12/24	TB	L	1	0	2	7	3.5	6	0
12/31	at HST	L	1	1	4	46	11.5	19	0
2006 Totals			16	15	61	884	14.5	75	6

2005 Cleveland Browns

Date	Opp	W/L	GP	GS	No.	Yds	Avg.	Lg	TD
9/11	CIN	L	1	0	2	16	8.0	9	0
9/18	at GB	W	1	1	3	107	35.7	80t	1
9/25	at IND	L	1	1	4	43	10.8	20	0
10/9	CHI	W			INACTIVE				
10/16	at BLT	L			INACTIVE				
10/23	DET	L	1	0	3	30	10.0	14	0
10/30	at HST	L	1	0	2	32	16.0	26	0
11/6	TEN	W	1	1	1	2	2.0	2	0
11/13	at PIT	L	1	1	2	64	32.0	37	0
11/20	MIA	W	1	1	6	90	15.0	25	0
11/27	at MIN	L	1	1	4	42	10.5	14	0
12/4	JAX	L	1	1	5	86	17.2	34t	2
12/11	at CIN	L			INJURED RESERVE				
12/18	at OAK	W			INJURED RESERVE				
12/24	PIT	L			INJURED RESERVE				
1/1	BLT	W			INJURED RESERVE				
2005 Totals			10	7	32	512	16.0	80t	3



92
DEFENSIVE
END

SHAUN ELLIS

6-5/285/Tennessee
33 years old (as of opening weekend)
Anderson, SC/Westside HS
EXPERIENCE: NFL: 11 / Jets: 11th
ACQUIRED: D1a (12), 2000 NFL Draft

CAREER HIGHLIGHTS

- ◇ Longest tenured member of the Jets, entering his 11th season with the club after being selected in the first round of the 2000 NFL Draft.
- ◇ Has amassed career totals of 622 tackles, 68 sacks and 14 forced fumbles in his 10-year career.
- ◇ Moved past Marty Lyons (147 games, 1979-89) for the most games played by a New York Jet defensive lineman after playing in 155 of a possible 160 games in his 10-year career.
- ◇ With his 6.5 sacks in 2009 (68 career sacks), he has moved past Gerry Philbin (64.5) into third place on all-time New York Jets career sacks list, behind second-place Joe Klecko (77.5) and first-place Mark Gastineau (107.5).
- ◇ Along with Gastineau, Dennis Byrd and Hugh Douglas, became just the fourth player in Jets history to record two-or-more sacks in three-or-more games in a single season when he did so in 2009.
- ◇ Has 11 games with at least two sacks in career, including a career-high three sacks in the 2004 season finale.
- ◇ Earned his second Pro Bowl appearance in 2009, after recording 56 tackles (30 solo), 6.5 sacks, two forced fumbles, and two passes defended.

CAREER TRANSACTIONS

- ◇ 11/26/04, Signed, Contract Extension

◇ 4/15/00, NYJ, *D1a (12)

*Jets acquired pick in trade with SF for D1 (16 – Julian Peterson) and D2 (48 – Jason Webster)

SEASON-BY-SEASON REVIEW

2009 (JETS) Despite missing the first game of the season, was selected to the 2009 Pro Bowl team as a replacement after leading all Jets defensive linemen in sacks (6.5), forced fumbles (two) and passes defended (two), while finishing second behind Sione Pouha with 56 tackles (30 solo)... His 6.5 sacks placed second on the team behind Calvin Pace's 8.0 and his 18 quarterback hits led all Jets defensive players...Joined Mark Gastineau, Dennis Byrd and Hugh Douglas as just the fourth player in Jets history to record two-or-more sacks in three-or-more games in a single season. **POSTSEASON:** Started all three postseason games for the Jets, recording six tackles (four solo) and one sack. **(Wild Card: 1/9 at CIN)**...Sealed the Jets first playoff win since 2004 when he dropped Carson Palmer for a 10-yard loss on a fourth-and-22 late in the fourth quarter...Recorded five tackles (four solo) and recovered a fumble from former teammate Laveranues Coles deep inside Jets territory to prevent a CIN score on the game's opening possession. **SEASON HIGHLIGHTS: (1/3 vs. CIN)**...Named game captain. **(12/27 at IND)**...Finished with five tackles (one solo), including combining for a critical stop of Donald Brown on third-and-one to force an IND punt. **(12/20 vs.**

ATL...Named game captain. **(12/13 at TB)**...Recorded six tackles (two solo) and forced a fumble from Derrick Ward. **(12/3 at BUF)**...Became just the fourth player in Jets history to record at least two sacks in three-or-more games in a single season when he sacked Ryan Fitzpatrick twice in the Thursday night win...The second sack was a loss of 10 yards on the final BUF drive that ended with a Darrelle Revis interception one play later to preserve a six-point win...Received game ball for his efforts. **(11/22 at NE)**...Recorded his second multi-sack performance of the season as he brought down Tom Brady twice...Forced a fumble on the first sack, a loss of six yards on third-down that led to a Jets blocked punt touchdown...That first sack was the 65th of his career, moving him past Gerry Philbin (64.5) for third place on the New York Jets all-time list...Named game captain. **(11/1 vs. MIA)**...Dropped Chad Henne twice for a pair of seven-yard losses, once in the third quarter to force a punt and again in the fourth quarter...Recorded three tackles (all solo). **(10/25 at OAK)**...Notched three tackles (one solo) and returned a lateral from Mike DeVito for one yard as the Jets recorded their first shutout of the season. **(10/18 vs. BUF)**...Recorded a season-high eight tackles (four solo). **(9/27 vs. TEN)**...Helped teammate Bryan Thomas bring down Kerry Collins for a three-yard loss to help hold TEN to a field goal on a drive late in the second quarter...Finished the game with three tackles (all solo). **(9/20 vs. NE)**...Returned to action after missing one game to record four tackles (one solo) as the Jets held NE without a touchdown...Named game captain.

2008 (JETS) Started all 16 games...Recorded 66 tackles, the second highest total of his career and the most since he had 109 in 2003...Finished the season with six tackles-for-loss, eight sacks (eighth in AFC) and two forced fumbles...Named Jets Defensive Player of the Game twice during the season...Recorded at least one sack in six of the season's first seven games. **SEASON HIGHLIGHTS: (12/14 vs. BUF)**...With the Jets down 27-24 with 2:06 remaining in regulation, Ellis recovered an Abram Elam forced fumble and returned it 11 yards for his first-career touchdown, giving the Jets a 31-27 lead...Tied for the team lead and recorded a season-high 10 tackles (five solo)...Named Jets Defensive Player of the Game. **(12/7 at SF)**...Notched eighth sack of the season with 1:32 remaining in the fourth quarter, taking down Shaun Hill. **(11/2 at BUF)**...Continued his sack streak, sharing a sack with C.J. Mosley of Trent Edwards with 11:47 remaining in the fourth quarter. **(10/26 vs. KC)**...Recorded one-and-a-half sacks of Tyler Thigpen...Notched at least one sack in six of the first seven games. **(10/19 at OAK)**...Sacked Jamarcus Russell for a seven-yard loss. **(10/12 vs. CIN)**...Recorded a sack of Ryan Fitzpatrick for a four-yard loss with :06 remaining in the fourth quarter...Named Jets Defensive Player of the Game. **(9/28 vs. ARI)**...Registered a sack and a forced fumble when dropped Kurt Warner for a loss of 23 yards. **(9/14 vs. NE)**...Sacked Matt

Cassel for no gain. **(9/7 at MIA)**...Notched a sack of former teammate Chad Pennington for a four-yard loss in his first game vs. Pennington after eight seasons as a teammate.

2007 (JETS) Recorded 60 tackles, five sacks, a fumble recovery and a fumble forced for the season...Started all 16 games, including one game as an outside linebacker vs. CLV (12/19)...Selected as a defensive captain by his teammates. **SEASON HIGHLIGHTS: (12/16 at NE)**...Recorded a six-yard sack of Tom Brady, the 53.5th of his career, which passed Mo Lewis and tied John Abraham for fourth place in franchise history. **(11/18 vs. PIT)**...Named AFC Defensive Player of the Week for first time in his career and was also named Jets Defensive Player of the Week for recording three tackles (one solo) and two sacks of Ben Roethlisberger in the overtime victory...On one of the sacks, he forced and recovered a fumble and returned it six yards. **(11/4 vs. WAS)**...Recorded a season-high nine tackles with a season-high five solos. **(9/30 at BUF)**...Registered six tackles (two solo) and brought down Trent Edwards for a loss of seven yards. **(9/23 vs. MIA)**...Forced a punt on a third-and-three when he sacked Trent Green for a loss of six yards...Added two tackles (both solo).

2006 (JETS) Started all 16 games and recorded 58 tackles, five sacks, three pass breakups and a forced fumble as he transitioned from the 4-3 defense of Coach Herman Edwards to the 3-4 scheme installed by new Head Coach Eric Mangini. **POSTSEASON: (1/7 at NE)**...Recorded seven tackles (five solo) in the AFC Wild Card Game. **SEASON HIGHLIGHTS: (12/31 vs. OAK)**...Named Jets' Defensive Player of the Week after tallying a season-high seven tackles in the season-finale win that clinched a return to the postseason for the first time since 2004. **(12/3 at GB)**...Split a sack with Bryan Thomas as the two combined to bring down Brett Favre...Added six tackles (four solo) in the win. **(11/26 vs. HST)**...Recorded five tackles (three solo) and one-and-a-half sacks of David Carr...Combined with Dewayne Robertson to record the first sack of the game. **(11/12 at NE)**...Named Jets' Defensive Player of the Week after collecting five tackles and sacking Tom Brady...On the sack, he forced a Brady fumble to seal the win on the last play of the game. **(10/1 vs. IND)**...Dropped Peyton Manning for losses of 12 and 13 yards...Registered five tackles (all solo) as well.

2005 (JETS) Started the first 13 games of the season before missing the last three...Those final three games marked the first time in his career that he has missed consecutive games...Posted career lows in tackles (48) and sacks (2.5) as he battled through an injury. **SEASON HIGHLIGHTS: (10/16 at BUF)**...Recorded seven tackles (four solo), one pressure and a sack of eight yards on Kelly Holcomb. **(10/9 vs. TB)**...Teamed with Dewayne Robertson to drop Brian Griese for an 11 yard loss...Posted four tackles (two solo). **(9/18 vs. MIA)**...Registered two tackles (both solo) and



stripped the ball from Gus Frerotte after sacking him for a two-yard loss.

2004 (JETS) Started 15 games and both postseason contests...Recorded 64 regular season tackles and 11 sacks, with 6.5 of those sacks in the month of December. **POSTSEASON: (1/15 at PIT)**...Recorded two tackles (both solo). **(1/8 at SD)**...Finished the Jets' 20-17 OT Wild Card victory with eight tackles (all solo) and one pressure. **SEASON HIGHLIGHTS: (1/2 at SL)**...Registered a career-high three sacks of Marc Bulger. **(12/19 vs. SEA)**...Recorded two sacks of Matt Hasselbeck...Forced a fumble on one of those sacks, which was recovered by Seattle guard Steve Hutchinson, who was then stripped by Eric Barton...Barton recovered to set up a fourth quarter touchdown. **(12/12 at PIT)**...Notched six tackles (all solo) and one-and-a-half sacks on Ben Roethlisberger, splitting the second with Dewayne Robertson. **(11/28 at ARZ)**...Finished with four tackles (two solo) and seven-yard sack of Shaun King. **(11/14 vs. BLT)**...Inactive for the first time in his career, ending a streak of 70 consecutive regular-season games he had appeared in from the start of his career. **(10/24 at NE)**...Brought down Tom Brady twice, combining with John Abraham for one...Also recorded five tackles (four solo). **(10/17 vs. SF)**...In addition to his five tackles (four solo), dropped Tim Rattay twice, once with teammate John Abraham and again to force a fumble. **(9/19 at SD)**...Recorded five tackles (one solo) and one-half sack as he joined teammate Dewayne Robertson to sack Drew Brees.

2003 (JETS) Earned a Pro Bowl spot when he finished third in the AFC with a career-high 12.5 sacks, becoming the 12th player in franchise history to record 10-or-more sacks in a season...Posted at least one-half sack in each of the season's first eight games...Also posted a career-high 109 tackles (64 solo) on the year, including five games of at least 10 tackles. **SEASON HIGHLIGHTS: (12/28 at MIA)**...Capped a career high 12.5 sack season when he combined once with Josh Evans and again with Jason Ferguson to bring down Jay Fielder. **(12/7 at BUF)**...Registered his fifth game of the season with at least 10 tackles en route to setting a career-high with 109 for the season. **(11/23 at JAX)**...Brought down Byron Leftwich with a sack of zero yards. **(11/16 at IND)**...Registered a sack of Peyton Manning, bring the QB down for a loss of eight yards. **(11/2 vs. NYG)**...Split a sack with Dewayne Robertson of Kerry Collins. **(10/26 at PHI)**...Dropped Donovan McNabb for a one-yard sack. **(10/19 at HST)**...In addition to posting his fourth game of the season with 10-or-more tackles, he recorded a sack of David Carr, dropping the QB for a seven-yard loss. **(10/12 vs. BUF)**...Earned a game ball on defense for his efforts as he brought down Drew Bledsoe twice for a total of 13 yards. **(9/28 vs. DAL)**...Added a six-yard sack of Quincy Carter to his six tackles (five solo). **(9/21 at NE)**...Matched his career-high with 12 tackles and sacked Tom Brady once for a

three-yard loss. **(9/14 vs. MIA)**...Established a new career-high with 12 tackles (seven solo)...Dropped Jay Fielder for a one-yard sack, jarring loose a ball that was recovered by Chester McGlockton and set up the Jets' first touchdown. **(9/4 at WAS)**...Foreshadowed what would become a career year when he recorded the first double-digit tackle game of his career and added two sacks of Patrick Ramsey in season opener.

2002 (JETS) Started all 16 games, recording 49 tackles, four sacks, six pass breakups, and a forced fumble...Recorded 3.5 of his four sacks in the season's finale five games, closing the regular season with sacks in three consecutive games. **POSTSEASON:** Had a total of eight tackles (all solo) in the two playoff games. **SEASON HIGHLIGHTS: (12/29 vs. GB)**...Part of defensive effort that keyed a 25-point division-clinching win...Brought down Brett Favre for a seven-yard loss. **(12/22 at NE)**...Joined with teammate John Abraham to split a sack of Tom Brady. **(12/15 at CHI)**...Dropped Chris Chandler for a three-yard sack. **(12/2 at OAK)**...Posted a season-high six tackles (five solo) in the Monday Night loss...Sacked Rich Gannon for a seven-yard loss. **(9/8 at BUF)**...Split a sack of Drew Bledsoe with Jason Ferguson in the season opener.

2001 (JETS) Played in all 16 games, starting 15...Injury in pre-game stretch against MIA, 10/14, prevented him from starting...Recorded 59 tackles (36 solo) and five sacks in the regular season...Added three more tackles in his postseason debut...Made start at defensive tackle in the season opener before starting at defensive end for 14 of the last 15 games. **POSTSEASON: (1/12 at OAK)**...Recorded three tackles (one solo) in his postseason debut. **SEASON HIGHLIGHTS: (12/9 at PIT)**...Collected a season-high eight tackles (five solo) in addition to dropping Kordell Stewart for a three-yard sack. **(12/2 vs. NE)**...Deflected a pass and brought down Tom Brady for a loss of seven yards. **(11/11 vs. KC)**...Split a sack with John Abraham as the two combined to take down Trent Green for an 11-yard loss. **(11/4 at NO)**...Recorded a three-yard sack of Aaron Brooks that forced a punt late in the third quarter of the Sunday Night win. **(10/14 vs. MIA)**...Notched one-and-a-half sacks on Jay Fielder while also deflecting a pass...Split the first sack with Steve Martin...Forced a Lamar Smith fumble that was scooped up by Marvin Jones before Curtis Martin scored from 27 yards out on the next play.

2000 (JETS) Led all defensive lineman with 8.5 sacks, despite starting just two games...His 8.5 sacks as a rookie placed him behind only Hugh Douglas (10) for the most sacks ever by a New York Jets rookie...Finished his rookie season with 53 tackles, three passes defended and his only career interception. **SEASON HIGHLIGHTS: (12/17 vs. DET)**...Started his first-career game and recorded a season-high nine tackles (seven solo) to go with a pair of

sacks of Charlie Batch. **(12/10 at OAK)**...Split a sack of Rich Gannon with teammate Bryan Cox. **(11/19 at MIA)**...Dropped Damon Huard for a six-yard loss and intercepted his first-career pass. **(10/23 vs. MIA)**...Helped force overtime in the Monday Night contest when he sacked running back Thurman Thomas on the final MIA drive of regulation. **(10/15 at NE)**...Dropped Drew Bledsoe for the third time in just over a month when he recorded a three-yard sack. **(9/11 vs. NE)**...Recorded the first multi-sack game of his career by bringing down Drew Bledsoe twice, first for an eight-yard loss then for a loss of six. **(9/3 at GB)**...In his first-career NFL game, dropped Brett Favre for a three-yard loss forcing a fumble...Also recovered an Ahman Green fumble that was triggered by Rick Lyle.

BEFORE THE NFL

- ◇ Finished his collegiate career at Tennessee with 105 tackles, 12.5 sacks, three forced fumbles and a fumble recovery.
- ◇ Lone collegiate interception, vs. Auburn in 1998, he returned 90 yards for a touchdown.
- ◇ Was selected All-SEC first-team as a senior, where he started every game at left end, recorded 42 tackles, a team-

high 8.5 sacks and 11 tackles-for-loss...Also had a pass breakup and two fumble recoveries.

- ◇ Ranked among the nation's top 100 prospects by *Scholastic Coach Magazine*, adding All-State honors twice and All-Region accolades three times at Westside (SC) HS.
- ◇ Recorded 174 tackles and 35 sacks during his senior campaign, and helped lead his school to a 12-2 record and the state semifinals.
- ◇ Also earned All-State honors in basketball at Westside.

OFF THE FIELD

- ◇ Nicknamed "Big Katt."
- ◇ Wife, Cecile, daughter, Keshona and two sons, Jordan and Skyler.
- ◇ Teamed up with The Muscular Dystrophy Association "Muscle Team" for seven seasons...Ellis has worked closely with the MDA during his tenure in NY, and has hosted children afflicted with the illness at the Jets' training camps and regular-season games.

SHAUN ELLIS' CAREER STATISTICS

Year/Tm	G/S	TT	S	A	Sk	Yds	Int	Yds	Lg	TD	PD	FF	FR	Yds	TD
00/NYJ	16/2	53	38	15	8.5	39.0	1	1	1	-	3	1	2	2	-
01/NYJ	16/15	59	37	22	5.0	24.0	-	-	-	-	1	2	-	-	-
02/NYJ	16/16	49	36	13	4.0	25.0	-	-	-	-	6	1	-	-	-
03/NYJ	16/16	109	64	45	12.5	52.5	-	-	-	-	-	1	-	-	-
04/NYJ	16/16	64	44	20	11.0	53.0	-	-	-	-	2	2	1	0	-
05/NYJ	15/15	48	35	13	2.5	15.5	-	-	-	-	-	1	-	-	-
06/NYJ	13/13	58	37	21	5.0	41.5	-	-	-	-	3	1	-	-	-
07/NYJ	16/16	60	26	34	5.0	26.0	-	-	-	-	-	1	1	6	-
08/NYJ	16/16	66	31	35	8.0	50.5	-	-	-	-	-	2	1	11	1
09/NYJ	15/15	56	30	26	6.5	42.5	-	-	-	-	2	2	-	0	-
Totals	155/140	622	378	244	68.0	369.5	1	1	1	0	17	14	5	19	1

Career Bests

Tackles: 12 (twice, last: 9/21/03 at NE)

Solo Tackles: 11 (12/3/00 vs. IND)

Sacks: 3 (1/2/04 at SL)

CAREER POSTSEASON STATISTICS

Year/Tm	G/S	TT	S	A	Sk	Yds	Int	Yds	Lg	TD	PD	FF	FR	Yds	TD
01/NYJ	1/1	3	1	2	-	-	-	-	-	-	-	-	-	-	-
02/NYJ	2/2	8	4	4	-	-	-	-	-	-	-	-	-	-	-
04/NYJ	2/2	10	8	2	-	-	-	-	-	-	1	-	-	-	-
06/NYJ	1/1	7	5	2	-	-	-	-	-	-	-	-	-	-	-
09/NYJ	3/3	6	4	2	1.0	10.0	-	-	-	-	-	-	1	0	-
Totals	9/9	34	22	12	1.0	10.0	0	0	0	0	1	0	1	0	0



SHAUN ELLIS GAME-BY-GAME

2009 New York Jets

Date	Opp	W/L	P	S	TT	S	A	Sk	Yds	Int	Yds	Lg	TD	PD	FF	FR	Yds	TD
9/13	at HST	W						Reserve/Suspended										
9/20	NE	W	1	1	4	1	3	-	-	-	-	-	-	1	-	-	-	-
9/27	TEN	W	1	1	3	3	0	0.5	1.5	-	-	-	-	-	-	-	-	-
10/4	at NO	L	1	1	2	2	0	-	-	-	-	-	-	-	-	-	-	-
10/12	at MIA	L	1	1	2	2	0	-	-	-	-	-	-	-	-	-	-	-
10/18	BUF	L	1	1	8	4	4	-	-	-	-	-	-	-	-	-	-	-
10/25	at OAK	W	1	1	3	1	2	-	-	-	-	-	-	-	-	-	-	-
11/1	MIA	L	1	1	3	3	0	2	14	-	-	-	-	-	-	-	-	-
11/15	JAX	L	1	1	4	3	1	-	-	-	-	-	-	-	-	-	-	-
11/22	at NE	L	1	1	6	4	2	2	11	-	-	-	-	-	1	-	-	-
11/29	CAR	W	1	1	2	1	1	-	-	-	-	-	-	1	-	-	-	-
12/3	at BUF	W	1	1	5	2	3	2	16	-	-	-	-	-	-	-	-	-
12/13	at TB	W	1	1	6	2	4	-	-	-	-	-	-	-	1	-	-	-
12/20	ATL	L	1	1	1	0	1	-	-	-	-	-	-	-	-	-	-	-
12/27	at IND	W	1	1	5	1	4	-	-	-	-	-	-	-	-	-	-	-
1/3	CIN	W	1	1	2	1	1	-	-	-	-	-	-	-	-	-	-	-
2009 Totals			15	15	56	30	26	6.5	42.5	0	0	0	0	2	2	0	0	0

2009 Postseason

Date	Opp	W/L	P	S	TT	S	A	Sk	Yds	Int	Yds	Lg	TD	PD	FF	FR	Yds	TD
1/9	at CIN	W	1	1	5	4	1	1	10	-	-	-	-	-	-	1	-	-
1/17	at SD	W	1	1	1	0	1	-	-	-	-	-	-	-	-	-	-	-
1/24	at IND	L	1	1	0	0	0	-	-	-	-	-	-	-	-	-	-	-
Totals			3	3	6	4	2	1	10	0	0	0	0	0	0	1	0	0

2008 New York Jets

Date	Opp	W/L	P	S	TT	S	A	Sk	Yds	Int	Yds	Lg	TD	PD	FF	FR	Yds	TD
9/7	at MIA	W	1	1	4	2	2	1	4	-	-	-	-	-	-	-	-	-
9/14	NE	L	1	1	1	1	0	1	0	-	-	-	-	-	-	-	-	-
9/22	at SD	L	1	1	5	1	4	-	-	-	-	-	-	-	-	-	-	-
9/28	ARZ	W	1	1	2	1	1	1	23	-	-	-	-	-	1	-	-	-
10/12	CIN	W	1	1	4	2	2	1	4	-	-	-	-	-	-	-	-	-
10/19	at OAK	L	1	1	4	1	3	1	7	-	-	-	-	-	-	-	-	-
10/26	KC	W	1	1	2	0	2	1.5	10	-	-	-	-	-	-	-	-	-
11/2	at BUF	W	1	1	2	1	1	0.5	2.5	-	-	-	-	-	-	-	-	-
11/9	SL	W	1	1	4	2	2	-	-	-	-	-	-	-	-	-	-	-
11/13	at NE	W	1	1	6	4	2	-	-	-	-	-	-	-	-	-	-	-
11/23	at TEN	W	1	1	2	1	1	-	-	-	-	-	-	-	-	-	-	-
11/30	DEN	L	1	1	4	1	3	-	-	-	-	-	-	-	-	-	-	-
12/7	at SF	L	1	1	7	6	1	1	0	-	-	-	-	-	1	-	-	-
12/14	BUF	W	1	1	10	5	5	-	-	-	-	-	-	-	-	1	11	1
12/21	at SEA	L	1	1	4	2	2	-	-	-	-	-	-	-	-	-	-	-
12/28	MIA	L	1	1	5	1	4	-	-	-	-	-	-	-	-	-	-	-
2008 Totals			16	16	66	31	35	8.0	50.5	0	0	0	0	0	2	1	11	1

2007 New York Jets

Date	Opp	W/L	P	S	TT	S	A	Sk	Yds	Int	Yds	Lg	TD	PD	FF	FR	Yds	TD
9/9	NE	L	1	1	4	1	3	-	-	-	-	-	-	-	-	-	-	-
9/16	at BLT	L	1	1	7	2	5	-	-	-	-	-	-	-	-	-	-	-
9/23	MIA	W	1	1	2	2	0	1	6	-	-	-	-	-	-	-	-	-
9/30	at BUF	L	1	1	6	2	4	1	7	-	-	-	-	-	-	-	-	-
10/7	at NYG	L	1	1	3	2	1	-	-	-	-	-	-	-	-	-	-	-
10/14	PHI	L	1	1	2	2	0	-	-	-	-	-	-	-	-	-	-	-
10/21	at CIN	L	1	1	5	3	2	-	-	-	-	-	-	-	-	-	-	-
10/28	BUF	L	1	1	4	2	2	-	-	-	-	-	-	-	-	-	-	-
11/4	WAS	L	1	1	9	5	4	-	-	-	-	-	-	-	-	-	-	-
11/18	PIT	W	1	1	3	1	2	2	7	-	-	-	-	-	1	1	6	-
11/22	at DAL	L	1	1	2	2	0	-	-	-	-	-	-	-	-	-	-	-
12/2	at MIA	W	1	1	2	0	2	-	-	-	-	-	-	-	-	-	-	-
12/9	CLV	L	1	1	2	0	2	-	-	-	-	-	-	-	-	-	-	-
12/16	at NE	L	1	1	4	2	2	1	6	-	-	-	-	-	-	-	-	-
12/23	at TEN	L	1	1	2	0	2	-	-	-	-	-	-	-	-	-	-	-
12/30	KC	W	1	1	3	0	3	-	-	-	-	-	-	-	-	-	-	-
2007 Totals			16	16	60	26	34	5.0	26	0	0	0	0	0	1	1	6	0

2006 New York Jets

Date	Opp	W/L	P	S	TT	S	A	Sk	Yds	Int	Yds	Lg	TD	PD	FF	FR	Yds	TD
9/10	at TEN	W	1	1	1	0	1	-	-	-	-	-	-	2	-	-	-	-
9/17	NE	L	1	1	4	2	2	-	-	-	-	-	-	-	-	-	-	-
9/24	at BUF	W	1	1	2	1	1	-	-	-	-	-	-	-	-	-	-	-
10/1	IND	L	1	1	5	5	0	2	25	-	-	-	-	-	-	-	-	-
10/8	at JAX	L	1	1	1	1	0	-	-	-	-	-	-	-	-	-	-	-
10/15	MIA	W	1	1	3	0	3	-	-	-	-	-	-	-	-	-	-	-
10/22	DET	W	1	1	2	2	0	-	-	-	-	-	-	-	-	-	-	-
10/29	at CLV	L	1	1	6	5	1	-	-	-	-	-	-	-	-	-	-	-
11/12	at NE	W	1	1	5	3	2	1	8	-	-	-	-	-	1	-	-	-
11/19	CHI	L	1	1	2	0	2	-	-	-	-	-	-	1	-	-	-	-
11/26	HST	W	1	1	5	3	2	1.5	4.5	-	-	-	-	-	-	-	-	-
12/3	at GB	W	1	1	6	4	2	0.5	4	-	-	-	-	-	-	-	-	-
12/10	BUF	L	1	1	3	2	1	-	-	-	-	-	-	-	-	-	-	-
12/17	at MIN	W	1	1	1	1	0	-	-	-	-	-	-	-	-	-	-	-
12/25	at MIA	W	1	1	5	3	2	-	-	-	-	-	-	-	-	-	-	-
12/31	OAK	W	1	1	7	5	2	-	-	-	-	-	-	-	-	-	-	-
2006 Totals			16	16	58	37	21	5.0	41.5	0	0	0	0	3	1	0	0	0

2006 Postseason

Date	Opp	W/L	P	S	TT	S	A	Sk	Yds	Int	Yds	Lg	TD	PD	FF	FR	Yds	TD
1/7	at NE	L	1	1	7	5	2	-	-	-	-	-	-	-	-	-	-	-
Totals			1	1	7	5	2	0	0	0	0	0	0	0	0	0	0	0

2005 New York Jets

Date	Opp	W/L	P	S	TT	S	A	Sk	Yds	Int	Yds	Lg	TD	PD	FF	FR	Yds	TD
9/11	at KC	L	1	1	2	2	0	-	-	-	-	-	-	-	-	-	-	-
9/18	MIA	W	1	1	2	2	0	1	2	-	-	-	-	-	1	-	-	-
9/25	JAX	L	1	1	5	5	0	-	-	-	-	-	-	-	-	-	-	-
10/2	at BLT	L	1	1	6	4	2	-	-	-	-	-	-	-	-	-	-	-
10/9	TB	W	1	1	4	2	2	0.5	5.5	-	-	-	-	-	-	-	-	-
10/16	at BUF	L	1	1	7	4	3	1	8	-	-	-	-	-	-	-	-	-
10/24	at ATL	L	1	1	5	4	1	-	-	-	-	-	-	-	-	-	-	-
11/6	SD	L	1	1	4	4	0	-	-	-	-	-	-	-	-	-	-	-
11/13	at CAR	L	1	1	6	5	1	-	-	-	-	-	-	-	-	-	-	-
11/20	at DEN	L	1	1	2	1	1	-	-	-	-	-	-	-	-	-	-	-
11/27	NO	L	1	1	3	2	1	-	-	-	-	-	-	-	-	-	-	-
12/4	at NE	L	1	1	2	0	2	-	-	-	-	-	-	-	-	-	-	-
12/11	OAK	W	1	1	0	0	0	-	-	-	-	-	-	-	-	-	-	-
12/18	at MIA							INACTIVE										
12/26	NE							INACTIVE										
1/1	BUF							INACTIVE										
2005 Totals			13	13	48	35	13	2.5	15.5	0	0	0	0	0	1	0	0	0

2004 New York Jets

Date	Opp	W/L	P	S	TT	S	A	Sk	Yds	Int	Yds	Lg	TD	PD	FF	FR	Yds	TD
9/12	CIN	W	1	1	5	3	2	-	-	-	-	-	-	-	-	-	-	-
9/19	at SD	W	1	1	5	1	4	0.5	3.5	-	-	-	-	1	-	-	-	-
10/3	at MIA	W	1	1	7	3	4	-	-	-	-	-	-	-	-	-	-	-
10/10	BUF	W	1	1	7	4	3	-	-	-	-	-	-	-	-	-	-	-
10/17	SF	W	1	1	5	4	1	1.5	7	-	-	-	-	-	1	-	-	-
10/24	at NE	L	1	1	5	4	1	1.5	6.5	-	-	-	-	-	-	-	-	-
11/1	MIA	W	1	1	5	3	2	-	-	-	-	-	-	-	-	-	-	-
11/7	at BUF	L	1	1	2	2	0	-	-	-	-	-	-	-	-	-	-	-
11/14	BLT							INACTIVE										
11/21	at CLV	W	1	1	0	0	0	-	-	-	-	-	-	-	-	-	-	-
11/28	at ARZ	W	1	1	4	2	2	1	7	-	-	-	-	-	-	-	-	-
12/5	HST	W	1	1	4	4	0	-	-	-	-	-	-	-	-	-	-	-
12/12	at PIT	L	1	1	6	6	0	1.5	9	-	-	-	-	-	-	-	-	-
12/19	SEA	W	1	1	4	4	0	2	2	-	-	-	-	-	1	1	0	-
12/26	NE	L	1	1	1	0	1	-	-	-	-	-	-	-	-	-	-	-
1/2	at SL	L	1	1	4	4	0	3	18	-	-	-	-	1	-	-	-	-
2004 Totals			15	15	64	44	20	11.0	53	0	0	0	0	2	2	1	0	0



2004 Postseason

Date	Opp	W/L	P	S	TT	S	A	Sk	Yds	Int	Yds	Lg	TD	PD	FF	FR	Yds	TD
1/8	at SD	W	1	1	8	8	0	-	-	-	-	-	-	-	-	-	-	-
1/15	at PIT	L	1	1	2	2	0	-	-	-	-	-	-	-	1	-	-	-
Totals			2	2	10	10	0	0	0	0	0	0	0	0	1	0	0	0

2003 New York Jets

Date	Opp	W/L	P	S	TT	S	A	Sk	Yds	Int	Yds	Lg	TD	PD	FF	FR	Yds	TD
9/4	at WAS	L	1	1	10	7	3	2	5	-	-	-	-	-	-	-	-	-
9/14	MIA	L	1	1	12	7	5	1	1	-	-	-	-	-	1	-	-	-
9/21	at NE	L	1	1	12	8	4	1	3	-	-	-	-	-	-	-	-	-
9/28	DAL	L	1	1	6	5	1	1	6	-	-	-	-	-	-	-	-	-
10/12	BUF	W	1	1	4	3	1	2	13	-	-	-	-	-	-	-	-	-
10/19	at HST	W	1	1	10	4	6	1	7	-	-	-	-	-	-	-	-	-
10/26	at PHI	L	1	1	4	4	0	1	1	-	-	-	-	-	-	-	-	-
11/2	NYG	L	1	1	4	2	2	0.5	2.5	-	-	-	-	-	-	-	-	-
11/9	at OAK	W	1	1	9	4	5	-	-	-	-	-	-	-	-	-	-	-
11/16	at IND	L	1	1	6	4	2	1	8	-	-	-	-	-	-	-	-	-
11/23	JAX	W	1	1	3	1	2	1	0	-	-	-	-	-	-	-	-	-
12/1	TEN	W	1	1	3	1	2	-	-	-	-	-	-	-	-	-	-	-
12/7	at BUF	L	1	1	10	5	5	-	-	-	-	-	-	-	-	-	-	-
12/14	PIT	W	1	1	4	3	1	-	-	-	-	-	-	-	-	-	-	-
12/20	NE	L	1	1	5	2	3	-	-	-	-	-	-	-	-	-	-	-
12/28	at MIA	L	1	1	7	4	3	1	6	-	-	-	-	-	-	-	-	-
2003 Totals			16	16	109	64	45	12.5	52.5	0	0	0	0	0	1	0	0	0

2002 New York Jets

Date	Opp	W/L	P	S	TT	S	A	Sk	Yds	Int	Yds	Lg	TD	PD	FF	FR	Yds	TD
9/8	at BUF	W	1	1	3	3	0	0.5	0.5	-	-	-	-	-	-	-	-	-
9/15	NE	L	1	1	2	2	0	-	-	-	-	-	-	-	-	-	-	-
9/22	at MIA	L	1	1	4	3	1	-	-	-	-	-	-	-	-	-	-	-
9/29	at JAX	L	1	1	5	3	2	-	-	-	-	-	-	-	-	-	-	-
10/6	KC	L	1	1	4	2	2	-	-	-	-	-	-	-	-	-	-	-
10/20	MIN	W	1	1	2	1	1	-	-	-	-	-	-	1	-	-	-	-
10/27	CLV	L	1	1	1	0	1	-	-	-	-	-	-	2	-	-	-	-
11/3	at SD	W	1	1	2	2	0	-	-	-	-	-	-	1	1	-	-	-
11/10	MIA	W	1	1	3	3	0	-	-	-	-	-	-	-	-	-	-	-
11/17	at DET	W	1	1	2	2	0	-	-	-	-	-	-	-	-	-	-	-
11/24	BUF	W	1	1	3	2	1	-	-	-	-	-	-	-	-	-	-	-
12/2	at OAK	L	1	1	6	5	1	1	7	-	-	-	-	1	-	-	-	-
12/8	DEN	W	1	1	3	1	2	-	-	-	-	-	-	-	-	-	-	-
12/15	at CHI	L	1	1	1	1	0	1	3	-	-	-	-	1	-	-	-	-
12/22	at NE	W	1	1	4	3	1	0.5	3	-	-	-	-	-	-	-	-	-
12/29	GB	W	1	1	4	3	1	1	7	-	-	-	-	-	-	-	-	-
2002 Totals			16	16	49	36	13	4.0	20.5	0	0	0	0	6	1	0	0	0

2002 Postseason

Date	Opp	W/L	P	S	TT	S	A	Sk	Yds	Int	Yds	Lg	TD	PD	FF	FR	Yds	TD
1/4	IND	W	1	1	3	3	0	-	-	-	-	-	-	-	-	-	-	-
1/12	at OAK	L	1	1	5	5	0	-	-	-	-	-	-	-	-	-	-	-
Totals			2	2	8	8	0	0	0	0	0	0	0	0	0	0	0	0

2001 New York Jets

Date	Opp	W/L	P	S	TT	S	A	Sk	Yds	Int	Yds	Lg	TD	PD	FF	FR	Yds	TD
9/9	IND	L	1	1	2	0	2	-	-	-	-	-	-	-	-	-	-	-
9/23	at NE	W	1	1	4	3	1	-	-	-	-	-	-	-	1	-	-	-
10/1	SF	L	1	1	1	1	0	-	-	-	-	-	-	-	-	-	-	-
10/7	at BUF	W	1	1	1	0	1	-	-	-	-	-	-	-	-	-	-	-
10/14	MIA	W	1	0	6	6	0	1.5	5.5	-	-	-	-	1	-	-	-	-
10/21	SL	L	1	1	2	2	0	-	-	-	-	-	-	-	-	-	-	-
10/28	at CAR	W	1	1	7	4	3	-	-	-	-	-	-	-	-	-	-	-
11/4	at NO	W	1	1	5	3	2	1	3	-	-	-	-	-	-	-	-	-
11/11	KC	W	1	1	6	2	4	0.5	5.5	-	-	-	-	-	-	-	-	-
11/18	at MIA	W	1	1	3	1	2	-	-	-	-	-	-	-	-	-	-	-
12/2	NE	L	1	1	3	1	2	1	7	-	-	-	-	1	-	-	-	-
12/9	at PIT	L	1	1	8	5	3	1	3	-	-	-	-	-	-	-	-	-
12/16	CIN	W	1	1	1	1	0	-	-	-	-	-	-	-	-	-	-	-

Date	Opp	W/L	P	S	TT	S	A	Sk	Yds	Int	Yds	Lg	TD	PD	FF	FR	Yds	TD
12/23	at IND	W	1	1	3	3	0	-	-	-	-	-	-	-	-	-	-	-
12/30	BUF	L	1	1	2	2	0	-	-	-	-	-	-	-	-	-	-	-
1/6	at OAK	W	1	1	5	2	3	-	-	-	-	-	-	-	-	-	-	-
2001 Totals			16	15	59	36	23	5.0	24	0	0	0	0	2	0	0	0	0

2001 Postseason

Date	Opp	W/L	P	S	TT	S	A	Sk	Yds	Int	Yds	Lg	TD	PD	FF	FR	Yds	TD
1/12	at OAK	L	1	1	3	1	2	-	-	-	-	-	-	-	-	-	-	-
Totals			1	1	3	1	2	0	0	0	0	0	0	0	0	0	0	0

2000 New York Jets

Date	Opp	W/L	P	S	TT	S	A	Sk	Yds	Int	Yds	Lg	TD	PD	FF	FR	Yds	TD
9/3	at GB	W	1	0	3	3	0	1	3	-	-	-	-	-	1	1	0	0
9/11	NE	W	1	0	4	2	2	2	14	-	-	-	-	-	-	-	-	-
9/17	BUF	W	1	0	1	0	1	-	-	-	-	-	-	-	-	-	-	-
9/24	at TB	W	1	0	0	0	0	-	-	-	-	-	-	-	-	-	-	-
10/8	PIT	L	1	0	7	6	1	-	-	-	-	-	-	-	-	-	-	-
10/15	at NE	W	1	0	2	1	1	1	3	-	-	-	-	-	-	-	-	-
10/23	MIA	W	1	0	2	1	1	1	2	-	-	-	-	1	-	-	-	-
10/29	at BUF	L	1	0	3	2	1	-	-	-	-	-	-	-	-	-	-	-
11/5	DEN	L	1	0	4	3	1	-	-	-	-	-	-	-	-	-	-	-
11/12	at IND	L	1	0	0	0	0	-	-	-	-	-	-	-	-	-	-	-
11/19	at MIA	W	1	0	2	2	-	1	6	1	1	1	-	2	-	-	-	-
11/26	CHI	W	1	0	3	1	2	-	-	-	-	-	-	-	-	-	-	-
12/3	IND	W	1	0	1	1	-	-	-	-	-	-	-	-	-	-	-	-
12/10	at OAK	L	1	0	5	3	2	0.5	1	-	-	-	-	-	-	-	-	-
12/17	DET	L	1	1	9	7	2	2	10	-	-	-	-	-	-	-	-	-
12/24	at BLT	L	1	1	7	6	1	-	-	-	-	-	-	-	-	-	-	-
2000 Totals			16	2	53	38	15	8.5	39	1	1	1	0	3	1	1	0	0



60
TACKLE

D'BRICKASHAW FERGUSON

6-6 / 310 / Virginia
26 years old (as of opening weekend)
Freeport, NY/Freeport HS
EXPERIENCE: NFL: 5 / Jets: 5th
ACQUIRED: D1a (4), 2006 NFL Draft

CAREER HIGHLIGHTS

- ◇ Started all 64 games and four postseason games in his first four seasons.
- ◇ Named to his first Pro Bowl following the 2009 season.
- ◇ Selected to the All-Rookie Team in 2006 as voted by *Pro Football Weekly* and the Pro Football Writers' Association and was mentioned as an AFC Offensive Rookie of the Year candidate by several publications and analysts.
- ◇ The first left tackle to start every game of his rookie season for the Jets since Chris Ward, also a first-round draft pick, in 1978.
- ◇ Along with teammate Nick Mangold (29th), were the first pair of offensive linemen selected by the same team in the first round since the Los Angeles Rams in 1975 (Dennis Harrah and Doug France).
- ◇ Combined with Nick Mangold, Leon Washington, Brad Smith and Drew Coleman for 47 starts by the rookie class in 2006, when the Jets were 10-6 and qualified for the postseason.

CAREER TRANSACTIONS

- ◇ 4/29/06, NYJ, D1a (4)

SEASON-BY-SEASON REVIEW

2009 (JETS) Key contributor to a Jets rushing attack that finished number-one in the NFL, averaging 172.3 yards per game (4.5 yards per rush) and set the Jets' season rushing record with 2,756 rushing yards...Part of an offensive line in which all five players started 32 consecutive regular season games together (dating back to the start of the 2008 season) and three postseason games, the longest current streak in the NFL...Earned his first Pro Bowl appearance.

POSTSEASON HIGHLIGHTS: Started all three postseason games at left tackle...(1/17 at SD)...Paved the way for the Jets' 169 rushing yards...Blocked for Shonn Greene's second consecutive postseason game with more than 100 yards (128) and a touchdown. (1/9 at CIN)...Part of an offensive line that helped clear the way for 171 rushing yards on 41 carries (4.2 avg.), including two rushing touchdowns...Helped



Greene rush for 135 yards, which tied him for second-highest rushing total in Jets' postseason history, and a touchdown.

SEASON HIGHLIGHTS: (1/3 vs. CIN)...Part of a unit that helped the Jets gain 257 rushing yards on a season-high 57 carries...Marked the fifth time this season the Jets passed the 200-yard rushing mark. **(12/27 at IND)**...Helped clear the way for the team's 202 rushing yards, including Thomas Jones' sixth game this season with more than 100 yards (105). **(12/13 at TB)**...Helped block for the team's fifth game this season with at least 175 rushing yards...Part of an offensive line that helped the Jets score 26 points, gain 310 yards in 67 offensive plays (4.6 avg.) and maintain possession for 34:06. **(12/3 at BUF)**...Cleared the way for a rushing attack of 249 yards on 43 carries, including Jones' sixth game this season with over 100 rushing yards. **(10/25 at OAK)**...Contributed to an offensive unit that produced 316 rushing yards, making the Jets the sixth team in NFL history to rush for 300 yards in back-to-back games...Helped the team score four rushing touchdowns. **(10/18 vs. BUF)**...Key to Jets' ground game that produced the second-highest rushing total in franchise history (318 yards on 40 carries)...Helped Jones set a franchise record with 210 rushing yards on 22 carries, including a 71-yard touchdown run (second longest rushing TD in team history).

2008 (JETS) Part of an offensive line in which all five players started all 16 games...First-time Pro Bowler Thomas Jones led the AFC in rushing (1,312 yards) as the Jets finished ninth in rushing in the NFL (125.3 per game) and fifth in yards per carry (4.7)...Recognized as a Pro Bowl alternate.

SEASON HIGHLIGHTS: (12/14 vs. BUF)...Helped pave the way for the Jets' 165 yards rushing and 6.5 yards per carry average, including a 47-yard touchdown run by Leon Washington. **(11/30 vs. DEN)**...Key to Jets' ground game, which averaged 7.5 yards per carry, featuring 138 yards and two touchdowns by Jones. **(11/23 at TEN)**...Played a role in Jets 192-yard rushing performance in victory over previously unbeaten TEN, which included a 61-yard touchdown run by Washington. **(11/9 vs. SL)**...Line led the way for the Jets' 206-yard rushing performance on 43 carries, while allowing no sacks in victory. **(10/19 at OAK)**...Offensive line played key role in aiding Jets' running backs to rush for season-high 242 yards on 33 carries (7.3 yards per carry).

2007 (JETS) Started all 16 games at left tackle. **SEASON HIGHLIGHTS: (12/2 at MIA)**...Helped to pave the way for 163 rushing yards and three rushing touchdowns. **(11/18 vs. PIT)**...Part of the line that led the way for Thomas Jones' third 100-yard rushing performance of the season against the number-one ranked defense in the NFL at the time. **(10/14 vs. PHI)**...Playing left tackle, assisted on Jones' 130-yard rushing performance. **(9/23 vs. MIA)**...Paved the way for Jones' 110 rushing yards on 25 carries.

2006 (JETS) Started all 16 games and the postseason game as a rookie, the first left tackle to start every game of his rookie season for the Jets since Chris Ward, also a first-round draft pick, in 1978. **SEASON HIGHLIGHTS: (12/17 at MIN)**...Helped protect Chad Pennington as he threw for a career-high 339 yards. **(12/3 at GB)**...Instrumental in the Jets amassing 178 yards rushing, including Cedric Houston's only 100-yard performance. **(10/22 vs. DET)**...Helped pave the way for a season-high 221 yards rushing, as six Jets rushed for positive yards, including the second-career 100-yard performance for RB Leon Washington. **(9/9 at TEN)**...Started at tackle in his first-career game and helped protect Pennington as he threw for 319 yards and two touchdowns.

BEFORE THE NFL

- ◇ Earned All-America first-team selection by *The NFL Draft Report* and *Associated Press*, adding second-team honors from the Walter Camp Football Foundation and *Sports Illustrated*.
- ◇ Outland Trophy candidate as a senior at Virginia...A preseason first-team All-America selection and an All-ACC first-team selection...Virginia's first All-Conference tackle since 1998.
- ◇ Started every game of his collegiate career (49), the longest streak ever by a Virginia offensive lineman.
- ◇ Was an integral part of the 2002 squad that led the ACC in rushing offense (242.8), total offense (423.4), first downs (264) and fewest sacks allowed (16).
- ◇ Became school's first true freshman to start on the offensive line in the season opener and went on to set a school record with 14 starts.
- ◇ Was a standout two-way lineman for head coach Russ Cellan at Freeport (NY) High School as a three-year starter, who earned SuperPrep and PrepStar All-America honors...Rated by SuperPrep as the top offensive lineman in New York and the state's second-ranked player.
- ◇ Received the Thorpe Award as Nassau County's top player, the first lineman to win the award since 1979...*Newsday* All-State honoree after recording 55 tackles, six sacks and eight quarterback hurries as a defensive end his senior year.

OFF THE FIELD

- ◇ Graduated with a degree in Religious Studies from Virginia.
- ◇ Formed the D'Brickshaw Ferguson Foundation, working to build communities, "One Brick at a Time"...The foundation works to assist his hometown of Freeport, NY on Long Island and surrounding communities.
- ◇ Honored by United Way of NYC as a Hometown Hero in 2008 season for his work off the field.
- ◇ Joined forces with New Jersey Governor Jon Corzine, to announce the Eat Right, Move More campaign, which encourages students to eat nutritious food that is offered in their school cafeterias throughout New Jersey.

- ◇ Accompanied other NFL players on a trip to meet U.S. soldiers in Alaska during the 2008 offseason.
- ◇ Attended both the Grammy Awards and a taping of "The Price is Right" in early 2008 while in Los Angeles.
- ◇ Earned the 2009 Marty Lyons Award for Community Service as voted on by the Jets' Community Relations staff.



2
KICKER

NICK FOLK

6-1/ 222 / Arizona
25 years old (as of opening weekend)

Hollywood, CA/Notre Dame HS

EXPERIENCE: NFL: 4 / Jets: 1st

ACQUIRED: FA (2/23/10)

ENTERED NFL: DAL D6 (178), 2007 NFL Draft

CAREER HIGHLIGHTS

- ◇ Totaled 323 career points with DAL (64-of-81 FG, 79.0 percent; 131-of-131 PAT, 100.0 percent).
- ◇ Named to the 2007 Pro Bowl team after his rookie season where he converted 26-of-31 field goals and all 53 PAT... Scored the game-winning field goal at Buffalo (10/8) on Monday Night Football as time expired with a career-long 53-yarder.

CAREER TRANSACTIONS

- ◇ 2/23/10, NYJ, Signed, FA
- ◇ 12/21/09, DAL, Waived
- ◇ 4/29/07, DAL, D6 (178)

SEASON-BY-SEASON REVIEW

2009 (DAL) Connected 18-of-28 field goals and made all 36 PAT for 90 total points in 14 games played before being waived on 12/21. **SEASON HIGHLIGHTS: (11/8 at PHI)**...Hit 22-yard and 33-yard field goals along with two PAT...The two field goals gave him 60 for his career to tie Billy Cundiff for sixth all-time in team history. **(9/20 vs. NYG)**...Converted his only field-goal attempt (47 yard) and all four point after attempts...The four PAT established a club-record 103 straight, surpassing Danny Villanueva's previous record of 100 (1965-67).

2008 (DAL) Led the team with 102 points to become the first player to have back-to-back 100-plus point seasons since Richie Cunningham (1997-98)...Finished the season with a 90.9 field goal percentage (20-of-22) and converted all 42 PAT. **SEASON HIGHLIGHTS: (11/23 vs. SF)**...Made a season-high four field goals (41, 42, 47 and 48) and three PAT. **(10/12 at ARZ)**...Hit a season-long 52-yard field goal as time expired to send the game to overtime...Converted one-of-two field goals on the day.

D'BRICKASHAW FERGUSON'S CAREER STATISTICS

GAMES PLAYED/GAMES STARTED: Career (64/64) [4/4]; 2009 (16/16) [3/3]; 2008 (16/16); 2007 (16/16); 2006 (16/16) [1/1]

2007 (DAL) Named to his first Pro Bowl, becoming the first Cowboys rookie since Emmitt Smith in 1990 to be selected... Converted 26-of-31 field goals and made all 53 PAT... Established a club rookie record with 131 points, which was also the third-most by any player in team history...Earned All-Rookie and All-NFC honors as a placekicker by the Pro Football Writers. **SEASON HIGHLIGHTS: (10/8 at BUF)**...Named NFC Special Teams Player of the Week after making the game-winning field goal as time expired with a career-long 53-yard field goal on Monday Night Football... Earned the opportunity to make the field goal after executing an onside kick that was recovered by Tony Curtis... Converted on four-of-four field goals on the night (47, 29, 37 and 53) and hit his only PAT. **(9/16 at MIA)**...Hit a 47-yard field goal and registered his first-career touchback on a kickoff. **(9/9 vs. NYG)**...Connected on a 31-yard field goal and made all six PAT in his NFL debut.

BEFORE THE NFL

- ◇ Finished his career at the University of Arizona connecting on 30-of-47 field goals, a including a long of 53 yards, and 79-of-81 extra points, after winning the starting kicking job as a sophomore.
- ◇ Earned first-team All-Pac 10 honors in 2006 following his senior season.
- ◇ Also took over as punter in 2004, finishing his career with 96 punts for 4,242 yards (44.2 yards-per-punt), including a long of 61 yards.
- ◇ Attended Notre Dame High School in Sherman Oaks, CA, where he was named to the All-California Interscholastic Federation Southern Section second-team as a placekicker and to the first team as a punter.

OFF THE FIELD

- ◇ Son of Anton and Kathryn Folk and has two younger brothers, Gregory and Eric.



- ◇ Majored in marketing at the University of Arizona.
- ◇ Full name is Nicholas Alexander Folk.
- ◇ Participated in annual holiday hospital visits, the Salvation Army Angel Tree Christmas Program, the 2008 Poker for

Pets for SPCA of Texas, and was a guest reader at Fort Worth Elementary School while with the Cowboys.

- ◇ Participated in the Jets Charity Golf Classic at Trump National Golf Course, 6/7/10, to benefit the Jets Foundation.

NICK FOLK'S CAREER STATISTICS

Year	G	FG	FGA	Pct	Lg	Blk	XP	XPA	Pct	Blk	Pts
07/DAL	16	26	31	83.9	53	1	53	53	100.0	0	131
08/DAL	16	20	22	90.9	52	0	42	42	100.0	0	102
09/DAL	14	18	28	64.3	51	0	36	36	100.0	0	90
Totals	46	64	81	79.0	53	1	131	131	100.0	0	323

NICK FOLK GAME-BY-GAME

2009 Dallas Cowboys

Date	Opp	W/L	FG	FGA	Pct	Lg	XP	XPA	Pts
9/13	at TB	W	2	2	100	51	4	4	10
9/20	NYG	L	1	1	100	47	4	4	7
9/28	CAR	W	2	3	66.7	24	1	1	7
10/4	at DEN	L	1	1	100	49	1	1	4
10/11	at KC	W	2	3	66.7	28	2	2	8
10/25	ATL	W	3	3	100	46	4	4	13
11/1	SEA	W	1	2	50	40	5	5	8
11/8	at PHI	W	2	2	100	33	2	2	8
11/15	at GB	L	0	1	0	0	1	1	1
11/22	WAS	W	0	1	0	0	1	1	1
11/26	OAK	W	1	2	50	36	3	3	6
12/6	at NYG	L	1	3	33.3	34	3	3	6
12/13	SD	L	1	2	50	31	2	2	5
12/19	at NO	W	1	2	50	44	3	3	6
2009 Totals			18	28	64.3	51	36	36	90

2008 Dallas Cowboys

Date	Opp	W/L	FG	FGA	Pct	Lg	XP	XPA	Pts
9/7	at CLV	W	-	-	-	-	4	4	4
9/15	PHI	W	2	2	100	51	5	5	11
9/21	at GB	W	2	2	100	39	3	3	9
9/28	WAS	L	1	1	100	36	3	3	6
10/5	CIN	W	1	1	100	30	4	4	7
10/12	at ARZ	L	1	2	50	52	3	3	6
10/19	at SL	L	0	1	0	0	2	2	2
10/26	TB	W	2	2	100	45	1	1	7
11/2	at NYG	L	-	-	-	-	2	2	2
11/16	at WAS	W	-	-	-	-	2	2	2
11/23	SF	W	4	4	100	48	3	3	15
11/27	SEA	W	2	2	100	42	4	4	10

Date	Opp	W/L	FG	FGA	Pct	Lg	XP	XPA	Pts
12/7	at PIT	L	2	2	100	44	1	1	7
12/14	NYG	W	-	-	-	0	2	2	2
12/20	BLT	L	1	1	100	35	3	3	6
12/28	at PHI	L	2	2	100	42	-	-	6
2008 Totals			20	22	90.9	52	42	42	102

2007 Dallas Cowboys

Date	Opp	W/L	FG	FGA	Pct	Lg	XP	XPA	Pts
9/9	NYG	W	1	1	100	31	6	6	9
9/16	at MIA	W	3	3	100	47	4	4	13
9/23	at CHI	W	2	3	66.7	44	4	4	10
9/30	SL	W	-	-	-	-	5	5	5
10/8	at BUF	W	4	4	100	53	1	1	13
10/14	NE	L	2	2	100	38	3	3	9
10/21	MIN	W	1	2	50	45	3	3	6
11/4	at PHI	W	1	1	100	22	5	5	8
11/11	at NYG	W	1	1	100	44	4	4	7
11/18	WAS	W	0	1	0	0	4	4	4
11/22	NYJ	W	2	2	100	46	4	4	10
11/29	GB	W	3	3	100	51	4	4	13
12/9	at DET	W	0	1	0	0	4	4	4
12/16	PHI	L	2	2	100	33	-	-	6
12/22	at CAR	W	2	2	100	42	2	2	8
12/30	at WAS	L	2	3	66.7	37	-	-	6
2007 Totals			26	31	83.9	53	53	53	131

2007 Postseason

Date	Opp.	W/L	FG	FGA	Pct	Lg	XP	XPA	Pts
1/13	NYG	L	1	1	100.0	34	2	2	5
Totals			1	1	100.0	34	2	2	5



50
DEFENSIVE
END

VERNON GHOLSTON

6-3/264/Ohio State
24 years old (as of opening weekend)
Detroit, MI/Cass Technical HS
EXPERIENCE: NFL: 3 / Jets: 3rd
ACQUIRED: D1a (6), 2008 NFL Draft

CAREER HIGHLIGHTS

- ◇ Last season, started three of the season's first four games in place of a suspended Calvin Pace and established a new career-high in tackles.
- ◇ Named team's Special Teams Player of the Week after totaling four special teams tackles vs. ARI, 9/28/08.

CAREER TRANSACTIONS

- ◇ 4/26/08, NYJ, D1a (6)

SEASON-BY-SEASON REVIEW

2009 (JETS) Started three of the first four games in place of a suspended Calvin Pace, including his first NFL start in the season opening win at HST...Appeared in 14 games, finishing the season with 14 tackles on defense and seven on special teams. **POSTSEASON:** Appeared in all three postseason contests...Saw action on defense and special teams, recording two special teams tackles. **SEASON HIGHLIGHTS: (10/4 at NO)**...Named a game captain. **(9/27 vs. TEN)**...Amassed a career-high four tackles on defense (three solo)...Earned a game ball for his role in the Jets third consecutive victory to open the season. **(9/13 at HST)**...Made the first start of his career and contributed three tackles on defense (one solo) to a defensive effort that did not allow a single offensive score.

2008 (JETS) Played in 15 games...Contributed five tackles, one quarterback hurry and 12 special teams tackles...Recovered one onside kick...**SEASON HIGHLIGHTS: (9/28 vs. ARZ)**...Named Jets Special Teams Player of the Week after producing four special teams tackles. **(9/22 at SD)**...Recovered onside kick on special teams.

BEFORE THE NFL

- ◇ Established Ohio State single-season record with 14 sacks as a senior in 2007 and ranks fifth in school history with 22.5 career sacks...Tied school record with four sacks vs. Wisconsin, 11/3/07.
- ◇ Named Big Ten Defensive Lineman of the Year by coaches, chosen All-Big Ten by coaches and media and selected a finalist for the Ted Hendricks Award following his senior

campaign in 2007...Second-team Walter Camp and AP All-America choice...Started 12 of the 13 games and accumulated 37 tackles, 14 sacks, 15.5 tackles-for-loss and one fumble recovery.

- ◇ Earned second-team all-Big Ten honors as a junior in 2006...Started all 13 games and recorded 49 tackles, 8.5 sacks, 15 tackles-for-loss, one interception.
- ◇ Attended Cass Technical HS in Detroit where he played football for Head Coach Thomas Wilcher.
- ◇ Earned all-state honors as an offensive lineman as a senior, but also utilized at linebacker, where he recorded 75 tackles with six sacks in his only high school season on defense.
- ◇ Began playing football as a sophomore where he was first utilized at linebacker before being switched to offensive guard, where he played exclusively his junior season.

OFF THE FIELD

- ◇ Gholston's father, Vernon, died in 1999 from pneumonia after battling Multiple Sclerosis for seven years. Gholston helped care for his father while his mother, Cheryl Gholston, worked on a General Motors assembly line.
- ◇ Handed out gift cards to underprivileged children for a holiday shopping spree at the Livingston Toys R Us in New Jersey.
- ◇ Participated in the Taste of the New York Jets event at Ciprani's Wall Street, helping to raise money for the New York Jets Foundation.

VERNON GHOLSTON'S CAREER STATISTICS

Year/Tm	G/S	TT	S	A	Sk	Yds	Int	Yds	Lg	TD	PD	FF	FR	Yds	TD
08/NYJ	15/0	5	1	4	-	-	-	-	-	-	-	-	-	-	-
09/NYJ	14/3	14	9	5	-	-	-	-	-	-	-	-	-	-	-
Totals	29/3	19	10	9	0.0	0.0	0	0	0	0	0	0	0	0	0

Additional Statistics

Special Teams Tackles: 18 (career); 6 (2009); 12 (2008).

CAREER POSTSEASON STATISTICS

Year/Tm	G/S	TT	S	A	Sk	Yds	Int	Yds	Lg	TD	PD	FF	FR	Yds	TD
09/NYJ	3/0	-	-	-	-	-	-	-	-	-	-	-	-	-	-
Totals	3/0	0	0	0	0.0	0.0	0	0	0	0	0	0	0	0	0


23
 RUNNING BACK

SHONN GREENE

5-11/226/Iowa

25 years old (as of opening weekend)

Sicklerville, NJ/Winslow Township HS

EXPERIENCE: NFL: 2 / Jets: 2nd

ACQUIRED: D3 (65), 2009 NFL Draft

CAREER HIGHLIGHTS

- ◇ Gained 540 yards to finish as the second-leading rusher on the NFL's number-one rushing offense.
- ◇ Totaled 304 rushing yards in the Jets' three postseason games.
- ◇ Collected 263 of those rushing yards in the first two Jets' postseason games, the second-most rushing yards a rookie runner has ever amassed, trailing only Duane Thomas (DAL), who posted 278 yards in his first two contests as a rookie in 1970.

CAREER TRANSACTIONS

- ◇ 4/26/09, NYJ, *D3 (65)

*Jets trade No. 76 (DeAndre Levy), No. 115 (Sammie Lee Hill) and No. 228 (Lydon Murtha) to DET for No. 65 pick in 2009 draft.

SEASON-BY-SEASON REVIEW

2009 (JETS) POSTSEASON: Rushed for 304 yards and two touchdowns on 54 postseason carries (5.6 avg.)... Registered 100-yard rushing games in each of the Jets' first two postseason wins... Scored on touchdown runs of 39 yards and 53 yards, the two longest runs of his rookie season. **(AFC Championship: 1/24 at IND)**... Put up 41 yards rushing on 10 carries before an injury in the third quarter sidelined him for the game. **(Divisional: 1/17 at SD)**... Again received a game ball as he racked up over 100 yards rushing for the second-consecutive week as he amassed 128 yards on 23 carries in the win... Put the Jets ahead to stay when he raced 53 yards for a touchdown with 7:17 left in the game... The 53-yard touchdown eclipsed his

own mark, set the week prior, for the longest scoring run in Jets' postseason history... Recorded the first reception of his career when he hauled in a four-yard catch from Mark Sanchez... Recorded 263 yards rushing in his first two postseason games, the most yards by a rookie runner since Duane Thomas (DAL) ran for 278 yards in his 1970 rookie season. **(Wild Card: 1/9 at CIN)**... Received a game ball after he carried 21 times for 135 yards and touchdown in the Wild Card win at CIN... Tied Freeman McNeil for the second-best rushing performance in Jets' postseason history as his 135 was topped only by McNeil's 202 yards vs. KC, 12/28/86... Registered the longest scoring play of his career and the then-longest scoring run in Jets' postseason history when he tied up the game at seven on a 39-yard TD run.

SEASON HIGHLIGHTS: The second-leading rusher on the NFL's number-one rushing offense after finishing his rookie season with 540 yards on 108 carries (5.0 avg.) **(1/3 vs. CIN)**... Averaged 4.8 yards per carry as he gained 62 yards on 13 attempts in helping the Jets clinch a trip to the postseason in the regular-season finale. **(12/27 at IND)**... Received a game ball after a performance that saw him gain 95 yards on 16 carries... His 21-yard rush in the second quarter led to the Jets' first points of the game. **(11/29 vs. CAR)**... Named a game captain and finished with 10 carries for 36 yards. **(10/25 at OAK)**... Saw his first extended action after an injury to Leon Washington in the first quarter... Finished the game with 19 carries for 144 yards and his first two NFL touchdowns... Scored on runs from eight and 33 yards out, the latter the longest play of his rookie regular season... Earned a game ball for his performance **(10/4 at NO)**... Saw his first NFL carry when he ran for nine yards in the second quarter... Finished the game with four carries for 23 yards.

BEFORE THE NFL

- ◇ In 33 games at Iowa under Head Coach Kirk Ferentz, he started 13 games, rushed for 2,228 yards (5.9 avg.) and 22 touchdowns...Added 72 yards on 11 receptions and 114 yards on six kickoff returns.
- ◇ Set the school record with 1,850 yards rushing and 20 touchdowns in 2008, becoming Iowa's first consensus All-American running back since Nile Kinnick in 1939... Topped the previous mark of 1,691 yards and 17 touchdowns by Tavian Banks in 1997...Big Ten Conference Offensive Player of the Year...Recipient of the Doak Walker Award, given to the nation's top running back...Named the team's offensive captain and Offensive MVP...Semifinalist for the Maxwell Award, given to the nation's top player.
- ◇ Rushed for more than 100 yards in every game (13) in 2008, a Big Ten record, and was the third player at Iowa to rush for more than 200 yards twice in a season (217 vs. Wisconsin, 211 vs. Purdue), joining Banks (1997) and Sedrick Shaw (1995).
- ◇ Prepped at Milford Academy in CT in 2004...Rushed for 1,274 yards.
- ◇ Played for Felton Jones at Winslow Township HS...Played tailback and linebacker... Registered 191 tackles with

one interception during his career... Gained 1,378 yards rushing and 16 touchdowns as a senior and rushed for 1,267 yards and 18 touchdowns as a junior.

- ◇ First-team All-Conference and second-team All-State choice as a senior...The previous year, awarded All-State, All-South Jersey and All-Conference honors.

OFF THE FIELD

- ◇ Sociology major.
- ◇ Son of Reginald Greene.
- ◇ Raised by his grandmother, Cheryl Greene. He has a big heart with "Cheryl" tattooed in the middle of it on his neck.
- ◇ Took a job assembling furniture at McGregor's while taking classes at Kirkwood Community College in Iowa City when he was ineligible at Iowa.
- ◇ Volunteered for both the Northern New Jersey and Long Island Walk for Lupus to benefit the Alliance for Lupus Research.
- ◇ Visited P.G. Chambers School to celebrate the completion of a new adaptive fitness area as part of the Jets partnership with Hometown Huddle and the United Way of Morris County.
- ◇ Participated in the Daily News Readers Care to Feed the Hungry food drive.

SHONN GREENE'S CAREER STATISTICS

Year/Tm	G/S	Rushing				Receiving					
		Rush	Yds	Avg	Lg	TD	Rec	Yds	Avg	Lg	TD
09/NYJ	14/0	108	540	5.0	33t	2	-	-	-	-	-
Totals	14/0	108	540	5.0	33t	2	0	0	0	0	0

Additional Statistics

Fumbles Lost: 3 (Career).

Career Bests

Rushing Attempts: 19 (10/25/09 at OAK)

Rushing Yards: 144 (10/25/09 at OAK)

Longest Rush: 33 (10/25/09 at OAK)

Rushing Touchdowns: 2 (10/25/09 at OAK)

Longest Rushing Touchdown: 33 (10/25/09 at OAK)

CAREER POSTSEASON STATISTICS

Year/Tm	G/S	Rushing				Receiving					
		Rush	Yds	Avg	Lg	TD	Rec	Yds	Avg	Lg	TD
09/NYJ	3/0	54	304	5.6	53t	2	1	4	4.0	4	-
Totals	3/0	54	304	5.6	53t	2	1	4	4.0	4	0

SHONN GREENE GAME-BY-GAME

2009 New York Jets

Date	Opp	W/L	GP	GS	Rush	Yds	Avg	Lg	TD
9/13	at HST	W	0	0	-	-	-	-	-
9/20	NE	W	0	0	-	-	-	-	-
9/27	TEN	W	1	0	-	-	-	-	-
10/4	at NO	L	1	0	4	23	5.8	9	0
10/12	at MIA	L	1	0	2	7	3.5	5	0
10/18	BUF	L	1	0	1	0	0.0	0	0
10/25	at OAK	W	1	0	19	144	7.6	33t	2
11/1	MIA	L	1	0	8	18	2.3	7	0
11/15	JAX	L	1	0	7	26	3.7	14	0
11/22	at NE	L	1	0	3	-1	-0.3	2	0

Date	Opp	W/L	GP	GS	Rush	Yds	Avg	Lg	TD
11/29	CAR	W	1	0	10	36	3.6	12	0
12/3	at BUF	W	1	0	11	59	5.4	17	0
12/13	at TB	W	1	0	6	41	6.8	25	0
12/20	ATL	L	1	0	8	30	3.8	11	0
12/27	at IND	W	1	0	16	95	5.9	21	0
1/3	CIN	W	1	0	13	62	4.8	15	0
2009 Totals			14	0	108	540	5.0	33t	2

2009 Postseason

Date	Opp	W/L	GP	GS	Rush	Yds	Avg	Lg	TD
1/9	at CIN	W	1	0	21	135	6.4	39t	1
1/17	at SD	W	1	0	23	128	5.6	53t	1
1/24	at IND	L	1	0	10	41	4.1	13	0
Totals			3	0	54	304	5.6	53t	2


52
LINEBACKER

DAVID HARRIS
6-2 / 245 / Michigan
26 years old (as of opening weekend)
Grand Rapids, MI/Ottawa Hills (MI) HS
EXPERIENCE: NFL: 4 / Jets: 4th
ACQUIRED: D2 (47), 2007 NFL Draft
CAREER HIGHLIGHTS

- ◇ Earned second-team All-Pro honors and was selected to the midseason All-Pro Teams by *Sports Illustrated*/Peter King and ESPN/Len Pasquarelli...Named Jets' 2009 Ed Block Courage Award winner...Led the NFL's best defense with 142 tackles, 5.5 sacks, two interceptions, three passes defended and two forced fumbles.
- ◇ Team leader with 117 tackles as a rookie in 2007, the first Jets rookie since LB Stan Blinka in 1979 to lead the team.
- ◇ Named to the *Pro Football Weekly* All-Rookie Team in 2007 along with 2007 first-round selection Darrelle Revis, marking the second-consecutive season that the Jets' first two draft choices were recognized...First-round choices D'Brickashaw Ferguson and Nick Mangold were All-Rookie choices in 2006.
- ◇ Named NFL Defensive Rookie of the Month for November 2007, after accumulating 36 tackles and one sack, including a career-high 20-tackle performance in an overtime loss to WAS, 11/4/07.

CAREER TRANSACTIONS

- ◇ 4/28/07, NYJ, *D2 (47)

*Pick acquired with D7 (235, Chansi Stuckey) from GB for D2 (63, Brandon Jackson), D3 (89, Aaron Rouse) and D6 (191, Korey Hall).

SEASON-BY-SEASON REVIEW

2009 (JETS) Started all 16 regular-season games, as well as the team's three postseason contests...Paced a Jets' defense that led the NFL in seven categories (yards per game, yards per play, passing yards per game, passing yards per play, first downs allowed, third-down conversions allowed and points allowed) with 142 tackles, 5.5 sacks, two interceptions, three passes defended and two forced fumbles...Led the team in postseason play in both tackles (29) and sacks (2). **POSTSEASON: (AFC Championship: 1/24 at IND)**...Sacked Colts' quarterback Peyton Manning on consecutive plays...Finished the game with a team-leading 11 tackles and one forced fumble. **(Divisional: 1/17 at SD)**...Posted a team-leading 13 tackles (nine solo). **SEASON HIGHLIGHTS: (12/13 at TB)**...Opened the game with an interception of Buccaneers quarterback Josh Freeman. The pick led to a 40-yard

field goal and gave the Jets a 3-0 lead. **(12/3 at BUF)**...Registered his fifth 10-plus tackle game of the season when he led the club with 10 tackles and strip-sacked Bills' quarterback Ryan Fitzpatrick...The fumble was recovered by Bryan Thomas and led to a 49-yard field goal. **(11/29 vs. CAR)**...Led a unit that held the third-rated rushing offense to 75 yards on the ground...Sacked Carolina quarterback Jake Delhomme. **(11/22 at NE)**...Led the team with 15 tackles. **(11/1 vs. MIA)**...Captained a Jets' defense that held the Dolphins' offense to a total of 104 yards on 51 plays...Sacked quarterback Chad Henne. **(10/18 vs. BUF)**...Collected a team-leading 18 tackles and was credited with half-sack of Bills' quarterback Trent Edwards. **(10/4 at NO)**...Caused Saints' running back Pierre Thomas to fumble and led the Jets' defense with 15 tackles. **(9/27 vs. TEN)**...Awarded a game ball after recording his first-career interception off of a Kerry Collins pass...Also sacked Collins for an eight-yard loss and finished with five tackles. **(9/13 at HST)**...Awarded game ball for leading the Jets with 12 tackles...Part of a defensive effort that held the Texans to 38 yards rushing, including only 17 yards on nine carries for RB Steve Slaton, the second-leading rusher in the AFC in 2008...Part of a defensive effort that limited a Texans' offense that ranked third in the NFL in 2008 to just 183 yards of total offense.

2008 (JETS) Started 11 games and was inactive for five contests...Ranked second on the team with 87 tackles and also contributed one sack, one fumble recovery, two quarterback hurries and one pass defended...Led or tied for the team lead in tackles in five contests...Inactive at BUF (11/2), vs. SL (11/9), at NE (11/13), at TEN (11/23) and vs. DEN (11/30) with an injury. **SEASON HIGHLIGHTS: (10/12 vs. CIN)**...Sacked Ryan Fitzpatrick...**(9/28 vs. ARZ)**...Notched a fumble recovery.

2007 (JETS) Led team with 117 tackles and tied for team lead with five sacks (all five sacks came in the final nine games), playing in all 16 games and starting the final nine contests...Averaged more than 10 tackles during his nine starts...Third Jets rookie since 1991 to record at least 100 tackles in a season (Jonathan Vilma, 118, 2004; Kerry Rhodes, 108, 2005)...Named NFL Defensive Rookie of the Month for November after recording 36 tackles and one sack. **SEASON HIGHLIGHTS: (12/30 vs. KC)**...Sacked Brodie Croyle and led the team with 13 tackles. **(12/23 at TEN)**...Sacked

Vince Young and forced a fumble. **(12/2 at MIA)**...Named Jets' Defensive Player of the Week as he recorded a team-high eight tackles...Sacked John Beck, forcing a fumble that he also recovered. **(11/18 vs. PIT)**...Registered a sack of Ben Roethlisberger. **(11/4 vs. WAS)**...Recorded a career-high 20 tackles. **(10/28 vs. BUF)**...Made his first NFL start and sacked Trent Edwards in the third quarter for his first-career sack...Recorded a team-high 14 tackles.

BEFORE THE NFL

- ◇ Finished his career at the University of Michigan with 196 total tackles, four sacks, one interception, three forced fumbles and one fumble recovery.
- ◇ Second team All-American selection as a senior in 2006 by the *AP* and *Sports Illustrated*...Semifinalist for the Butkus Award, given to the nation's top linebacker...Shared the Bo Schembechler team MVP award with tailback Mike Hart.
- ◇ Two-year starter at Ottawa Hills (MI) HS, where he recorded 295 total tackles and 16 sacks, while rushing for 734 yards and 15 touchdowns as a fullback.

- ◇ Set school records for most solo tackles in a season (114) and career (225) as a senior, and most tackles (158) in a season as a junior.
- ◇ Competed in track and field as a junior.

OFF THE FIELD

- ◇ General Studies major at Michigan.
- ◇ Participated in the Northern New Jersey ALR Walk With Us to Cure Lupus event in 2010.
- ◇ Embodied the NFL's commitment to community service by supporting programs benefiting the children and youth of New York City at the 13th Annual Gridiron Gala in 2008.
- ◇ Participated in the *Newark Star Ledger* Junior Reporter program in 2007, which motivates participation in classes with dozens of hands-on activities.
- ◇ Former Jets linebackers coach Jim Herrmann helped recruit David to Michigan...He served as his defensive coordinator and linebackers coach from 2003-05 at Michigan and linebackers coach in 2007-08 with the Jets.
- ◇ Married to Jiali Wu.

DAVID HARRIS' CAREER STATISTICS

Year/Tm	G/S	TT	S	A	Sk	Yds	Int	Yds	Lg	TD	PD	FF	FR	Yds	TD
07/NYJ	16/9	117	68	49	5	52	-	-	-	-	3	2	1	0	0
08/NYJ	11/11	87	51	36	1	9	-	-	-	-	1	0	1	0	0
09/NYJ	16/16	142	91	51	5.5	50.5	2	24	14	-	3	2	-	-	-
Totals	43/36	346	210	136	11.5	111.5	2	24	14	0	7	4	2	0	0

Additional Statistics

Special teams tackles: 11 (career); 2 (2009); 9 (2007).

Career Bests

Tackles: 20 (11/4/07 vs. WAS)

Solo Tackles: 14 (11/4/07 vs. WAS)

Sacks: 1 (10 times, last: 12/3/09 at BUF)

Interceptions: 1 (twice, last: 12/13/09 at TB)

Forced Fumble: 1 (four times, last: 12/3/09 at BUF)

DAVID HARRIS GAME-BY-GAME

2009 New York Jets

Date	Opp	W/L	P	S	TT	S	A	Sk	Yds	Int	Yds	Lg	TD	PD	FF	FR	Yds	TD
9/13	at HST	W	1	1	12	7	5	1	8	-	-	-	-	1	-	-	-	-
9/20	NE	W	1	1	7	4	3	-	-	-	-	-	-	-	-	-	-	-
9/27	TEN	W	1	1	5	5	0	1	8	1	14	14	0	1	-	-	-	-
10/4	at NO	L	1	1	15	11	4	-	-	-	-	-	-	-	1	-	-	-
10/12	at MIA	L	1	1	7	6	1	-	-	-	-	-	-	-	-	-	-	-
10/18	BUF	L	1	1	18	10	8	0.5	2.5	-	-	-	-	-	-	-	-	-
10/25	at OAK	W	1	1	7	3	4	-	-	-	-	-	-	-	-	-	-	-
11/1	MIA	L	1	1	9	3	6	1	15	-	-	-	-	-	-	-	-	-
11/15	JAX	L	1	1	9	5	4	-	-	-	-	-	-	-	-	-	-	-
11/22	at NE	L	1	1	15	11	4	-	-	-	-	-	-	-	-	-	-	-
11/29	CAR	W	1	1	8	6	2	1	6	-	-	-	-	-	-	-	-	-
12/3	at BUF	W	1	1	10	7	3	1	11	-	-	-	-	-	1	-	-	-
12/13	at TB	W	1	1	1	1	0	-	-	1	10	10	0	1	-	-	-	-
12/20	ATL	L	1	1	9	5	4	-	-	-	-	-	-	-	-	-	-	-



Date	Opp	W/L	P	S	TT	S	A	Sk	Yds	Int	Yds	Lg	TD	PD	FF	FR	Yds	TD
12/27	at IND	W	1	1	9	6	3	-	-	-	-	-	-	-	-	-	-	-
1/3	CIN	W	1	1	1	1	0	-	-	-	-	-	-	-	-	-	-	-
2009 Totals			16	16	142	91	51	5.5	50.5	2	24	14	0	3	2	0	0	0

2009 Postseason

Date	Opp	W/L	P	S	TT	S	A	Sk	Yds	Int	Yds	Lg	TD	PD	FF	FR	Yds	TD
1/9	at CIN	W	1	1	5	2	3	-	-	-	-	-	-	-	-	-	-	-
1/17	at SD	W	1	1	13	9	4	-	-	-	-	-	-	1	-	-	-	-
1/24	at IND	L	1	1	11	8	3	2	17	-	-	-	-	-	1	-	-	-
Totals			3	3	29	19	10	2	17	0	0	0	0	1	1	0	0	0

2008 New York Jets

Date	Opp	W/L	P	S	TT	S	A	Sk	Yds	Int	Yds	Lg	TD	PD	FF	FR	Yds	TD
9/7	at MIA	W	1	1	11	5	6	-	-	-	-	-	-	-	-	-	-	-
9/14	NE	L	1	1	8	6	2	-	-	-	-	-	-	-	-	-	-	-
9/22	at SD	L	1	1	11	5	6	-	-	-	-	-	-	-	-	-	-	-
9/28	ARZ	W	1	1	7	6	1	-	-	-	-	-	-	-	-	1	-	-
10/12	CIN	W	1	1	4	1	3	0.5	4	-	-	-	-	-	-	-	-	-
10/19	at OAK	L	1	1	10	6	4	-	-	-	-	-	-	-	-	-	-	-
10/26	KC	W	1	1	1	1	0	-	-	-	-	-	-	-	-	-	-	-
11/2	at BUF	W																
11/9	SL	W																
11/13	at NE	W																
11/23	at TEN	W																
11/30	DEN	L																
12/7	at SF	L	1	1	13	9	4	0.5	5	-	-	-	-	-	-	-	-	-
12/14	BUF	W	1	1	9	8	1	-	-	-	-	-	-	1	-	-	-	-
12/21	at SEA	L	1	1	10	3	7	-	-	-	-	-	-	-	-	-	-	-
12/28	MIA	L	1	1	3	1	2	-	-	-	-	-	-	-	-	-	-	-
2008 Totals			11	11	87	51	36	1	9	0	0	0	0	1	0	1	0	0

2007 New York Jets

Date	Opp	W/L	P	S	TT	S	A	Sk	Yds	Int	Yds	Lg	TD	PD	FF	FR	Yds	TD
9/9	NE	L	1	0	-	-	-	-	-	-	-	-	-	-	-	-	-	-
9/16	at BLT	L	1	0	-	-	-	-	-	-	-	-	-	-	-	-	-	-
9/23	MIA	W	1	0	3	1	2	-	-	-	-	-	-	-	-	-	-	-
9/30	at BUF	L	1	0	5	1	4	-	-	-	-	-	-	-	-	-	-	-
10/7	at NYG	L	1	0	4	2	2	-	-	-	-	-	-	-	-	-	-	-
10/14	PHI	L	1	0	4	3	1	-	-	-	-	-	-	1	-	-	-	-
10/21	at CIN	L	1	0	8	4	4	-	-	-	-	-	-	-	-	-	-	-
10/28	BUF	L	1	1	14	8	6	1	4	-	-	-	-	-	-	-	-	-
11/4	WAS	L	1	1	20	14	6	-	-	-	-	-	-	-	-	-	-	-
11/18	PIT	W	1	1	8	6	2	1	17	-	-	-	-	-	-	-	-	-
11/22	at DAL	L	1	1	8	4	4	-	-	-	-	-	-	-	-	-	-	-
12/2	at MIA	W	1	1	8	6	2	1	13	-	-	-	-	1	1	1	0	-
12/9	CLV	L	1	1	8	5	3	-	-	-	-	-	-	-	-	-	-	-
12/16	at NE	L	1	1	9	4	5	-	-	-	-	-	-	-	-	-	-	-
12/23	at TEN	L	1	1	5	2	3	1	3	-	-	-	-	-	1	-	-	-
12/30	KC	W	1	1	13	8	5	1	15	-	-	-	-	1	-	-	-	-
2007 Totals			16	9	117	68	49	5	52	0	0	0	0	3	2	1	0	0

NEW YORK JETS

FOOTBALL/STAFF

DAVID
HARRIS

2009 REVIEW

RECORDS

HISTORY

MISCELLANEOUS



84
TIGHT END

BEN HARTSOCK

6-4 / 270 / OHIO STATE

30 years old (as of opening weekend)

Chillicothe, OH/Unio to HS

EXPERIENCE: NFL: 7 / Jets: 2nd

ACQUIRED: FA (9/3/09)

ENTERED NFL: IND D3 (68), 2004 NFL Draft

CAREER HIGHLIGHTS

- ◇ Amassed career totals of 28 receptions for 275 yards and a touchdown after appearing in 72 games with 33 starts.
- ◇ Has been a part of a 1,000-yard rushing performance in every year of his career and has helped five different running backs (Thomas Jones, Michael Turner, LenDale White, Travis Henry and Edgerrin James) break 1,000 yards rushing...Has been a part of career-highs in rushing for the past three seasons, helping Thomas Jones (1,402 yards in 2009), Michael Turner (1,699 yards in 2008) and LenDale White (1,110 yards in 2007) achieve the feat.
- ◇ Blocked for 2,000-yard rushing teams each of the last four seasons, helping each team finish in the top five league-wide in rushing, including a number-one overall finish last season with the Jets.
- ◇ Caught the first pass of his NFL career from No. 1 overall pick Peyton Manning (2004), the first pass of his TEN career from No. 3 overall pick Vince Young (2006), the first pass of his ATL career from No. 3 overall pick Matt Ryan (2008) and the first pass of his Jets career from No. 5 overall pick Mark Sanchez (2009)...Only four of his 28 career receptions have not come from a quarterback drafted in the draft's first five picks.

CAREER TRANSACTIONS

- ◇ 3/10/10, NYJ, Re-Signed, UFA
- ◇ 9/3/09, NYJ, Signed, FA
- ◇ 9/1/09, ATL, Released
- ◇ 11/26/08, ATL, IR
- ◇ 3/3/08, ATL, Signed, UFA
- ◇ 4/24/07, TEN, Re-Signed, RFA
- ◇ 10/25/06, TEN, Claimed off waivers
- ◇ 10/24/06, IND, Waived
- ◇ 9/22/06, IND, IR
- ◇ 4/24/04, IND, D3 (68)

SEASON-BY-SEASON REVIEW

2009 (JETS) Played in all 16 games with seven starts after joining the team just before the start of the regular season...Became an integral part of the league's number-

one rushing offense and for Thomas Jones' career-high 1,402 yards rushing, the third-straight season he helped a different running back set a career-high...Added his first-career touchdown on his only reception of the season when he caught a two-yard pass for the score.

POSTSEASON: Appeared on offense and special teams in all three postseason contests making starts at CIN and at IND. **SEASON HIGHLIGHTS: (1/3 vs. CIN)**...Made his seventh start of the season and helped the team rush for 257 yards rushing on 57 attempts as the Jets clinched a postseason berth. **(12/27 at IND)**...Started with Dustin Keller in a two-tight end set and helped the team amass 202 yards rushing, their fourth rushing performance of at least 200 yards. **(12/20 vs. ATL)**...Named game captain prior to the game. **(12/3 at BUF)**...Helped key another 200-yard rushing performance when the Jets gained 249 yards rushing on 43 carries. **(10/25 at OAK)**...Made his third start of the season and as his blocked was key part of a rushing offense that accrued more than 300 yards on the ground for the second straight week as the team gained 316 yards rushing on 54 carries. **(10/18 vs. BUF)**...Part of a rushing attack that gained a team-high 318 yards on the ground and helped Thomas Jones notch a career-best 210 yards rushing. **(9/27 vs. TEN)**...Caught the first touchdown of his career on a two-yard pass from Mark Sanchez to give the Jets a 14-0 lead in the first quarter.

2008 (ATL) Started the first 11 games of the season at tight end before an injury landed him on injured reserve...Caught three passes for 26 yards...Blocked for a rushing attack that finished second in the league in rushing with 2,443 yards and helped Michael Turner set a career-high with 1,699 yards rushing. **POSTSEASON:** Missed the postseason contest after being placed on injured reserve prior to the Week 12 contest. **SEASON HIGHLIGHTS: (11/2 at OAK)**...Part of rushing offense that accrued 252 yards rushing on 57 carries controlling the clock for more than 45 minutes. **(9/7 vs. DET)**...Started and helped block for an offense that gained 318 yards rushing on 42 carries...Added a season-long 17-yard reception.

2007 (TEN) Caught a career-high 12 passes for a career-best 138 yards, including a pair of 27-yard receptions, the longest receptions of his career...Returned to the



postseason for the season time in his career and caught a career-best three passes in his only postseason game...Part of a rushing attack that ranked fifth in the league with 2,109 yards rushing, led in part by a career-best 1,110 yards from LenDale White. **POSTSEASON: (1/6 at SD)**...Made the first start of his postseason career as TEN opened in a two TE set and caught a career-best three passes for 16 yards. **SEASON HIGHLIGHTS: (12/23 vs. NYJ)**...Matched his career-long with a another 27-yard reception that set up the final score in a 10-6 win. **(11/25 at CIN)**...Made the start as TEN opened in a two TE set and caught a career-best 27-yard pass from Vince Young to set up a field goal. **(9/9 at JAX)**...Helped block for a rushing attack that gained a season-high 282 yards rushing in the season-opening win.

2006 (TEN) Appeared in the final six games and made three starts after signing late in the season...Finished the season with six receptions for 68 yards and returned the first kickoff of his career for five yards...Part of rushing offense that ranked fifth in the league, amassing 2,214 yards, led by Travis Henry's 1,211 yards. **SEASON HIGHLIGHTS: (12/31 vs. NE)**...Matched his season-high with two receptions for a season-high 28 yards. (12/24 at BUF)...Helped the team gain 215 yards rushing, the third time in four weeks they surpassed 200 total yards on the ground. **(12/10 at HST)**...Started as TEN opened in a two TE set and helped the team amass more than 200 yards rushing for the second consecutive week. **(12/03 vs. IND)**...In his second game with TEN, part of a rushing performance that gained 219 yards.

2005 (IND) Played in seven games without a start...Caught two passes for eight yards in the season-finale for his only receptions of the season...Helped block for a rushing offense that saw Edgerrin James gain more than 1,500 yards for the second-straight season. **POSTSEASON:** Inactive for postseason contest vs. PIT. **SEASON HIGHLIGHTS: (1/1 vs. ARZ)**...Caught his only two passes of the season when he pulled in two receptions from backup QB Jim Sorgi for eight yards total.

2004 (IND) Played in all 16 games and made three starts, including one start at wide receiver...Caught two passes in each of the final two games for 33 yards total...Helped block for Edgerrin James as he gained 1,548 yards rushing. **POSTSEASON:** Active for both postseason contests but did not record any stats. **SEASON HIGHLIGHTS: (1/2 at DEN)**...Started at TE for the second-consecutive week and caught two more passes for 12 yards, this time from backup QB Jim Sorgi. **(12/26 vs. SD)**...Made his first-career start at TE and caught his first two passes on a drive that led to a field goal...Hauled in a 17-yard catch from Peyton Manning for the first reception of his career. **(11/21 at CHI)**...Helped IND rush for 275 yards and Edgerrin James eclipse the 200-

yard mark when he ran for 202. **(10/10 vs. OAK)**...Made the first start of his career when he started at wide receiver. **(9/9 at NE)**...Made his NFL debut in the Thursday Night season-opener and helped block for a rushing attack that gained 202 yards on the ground.

BEFORE THE NFL

- ◇ Amassed 58 receptions for 519 yards as a three-year starter at Ohio State.
- ◇ Earned first-team All-Big Ten honors after catching a career-high 33 passes for 290 yards and two touchdowns in his senior season.
- ◇ Named a second-team Academic All-America selection as junior in 2002.
- ◇ Earned first-team All-Ohio honors as a senior for Unioto High School after playing tight end, linebacker, running back and kicker at the school...Posted career numbers of 86 receptions for 1,562 yards while rushing for nine touchdowns.

OFF THE FIELD

- ◇ He and wife, Amy, have two daughters, Whitney and Lindsey.
- ◇ Hosted the third-annual Ben Hartsock Football Camp in his hometown, Chillicothe, OH, where it was attended by more than 200 kids.
- ◇ Founded the Ben Hartsock Scholarship Fund, which gives four \$1,000 scholarships to high school seniors in Ross County, OH.
- ◇ Visited a school in Gloucester, NJ as part of the Eat Right, Move More campaign to promote youth fitness.
- ◇ Appeared at the commissioning of the USS New York, a navy ship with steel from the World Trade Center.

BEN HARTSOCK'S CAREER STATISTICS

Yr/Tm	G/S	Receiving				TD
		Rec	Yds	Avg	Lg	
04/IND	16/3	4	33	8.3	17	-
05/IND	7/0	2	8	4.0	7	-
06/TEN	6/3	6	68	11.3	23	-
07/TEN	16/9	12	138	11.5	27	-
08/ATL	11/11	3	26	8.7	17	-
09/NYJ	16/7	1	2	2.0	2t	1
Totals	72/33	28	275	9.8	27	1

Additional Statistics

Kickoff Returns: 2-19 (Career): 1-14 (2007); 1-5 (2006)

Career Bests

Receptions: 2 (seven times, last 12/9/07 vs. SD)

Receiving Yards: 28 (12/31/06 vs. NE)

Longest Reception: 27 (twice, last 12/23/07 vs. NYJ)

Receiving Touchdowns: 1 (9/27/09 vs. TEN)

CAREER POSTSEASON STATISTICS

Yr/Tm	G/S	Receiving				TD
		Rec	Yds	Avg	Lg	
04/IND	2/0	-	-	-	-	-
07/TEN	1/1	3	16	5.3	6	-
09/NYJ	3/2	-	-	-	-	-
Totals	6/3	3	16	5.3	6	0

Additional Postseason Statistics

Kickoff Returns: 1-2 (Career): 1-2 (2009).

Career Postseason Bests

Receptions: 3 (1/6/08 at SD)

Receiving Yards: 16 (1/6/08 at SD)

Longest Reception: 6 (1/6/08 at SD)

BEN HARTSOCK GAME-BY-GAME

2009 New York Jets

Date	Opp	W/L	GP	GS	Rec	Yds	Avg	Lg	TD
9/13	at HST	W	1	0	-	-	-	-	-
9/20	NE	W	1	0	-	-	-	-	-
9/27	TEN	W	1	0	1	2	2.0	2t	1
10/4	at NO	L	1	1	-	-	-	-	-
10/12	at MIA	L	1	1	-	-	-	-	-
10/18	BUF	L	1	0	-	-	-	-	-
10/25	at OAK	W	1	1	-	-	-	-	-
11/1	MIA	L	1	1	-	-	-	-	-
11/15	JAX	L	1	0	-	-	-	-	-
11/22	at NE	L	1	0	-	-	-	-	-
11/29	CAR	W	1	0	-	-	-	-	-
12/3	at BUF	W	1	0	-	-	-	-	-
12/13	at TB	W	1	1	-	-	-	-	-
12/20	ATL	L	1	0	-	-	-	-	-
12/27	at IND	W	1	1	-	-	-	-	-
1/3	CIN	W	1	1	-	-	-	-	-
2009 Totals			16	7	1	2	2.0	2t	1

2009 Postseason

Game	Opp	W/L	GP	GS	Rec	Yds	Avg	Lg	TD
1/9	at CIN	W	1	1	-	-	-	-	-
1/17	at SD	W	1	0	-	-	-	-	-
1/24	at IND	L	1	0	-	-	-	-	-
Totals			3	1	0	0	0.0	0	0

2008 Atlanta Falcons

Date	Opp	W/L	GP	GS	Rec	Yds	Avg	Lg	TD
9/7	DET	W	1	1	1	17	17.0	17	0
9/14	at TB	L	1	1	-	-	-	-	-
9/21	KC	W	1	1	-	-	-	-	-
9/28	at CAR	L	1	1	1	7	7.0	7	0
10/5	at GB	W	1	1	-	-	-	-	-
10/12	CHI	W	1	1	-	-	-	-	-
10/26	at PHI	L	1	1	-	-	-	-	-
11/2	at OAK	W	1	1	1	2	2.0	2	0
11/9	NO	W	1	1	-	-	-	-	-
11/16	DEN	L	1	1	-	-	-	-	-
11/23	CAR	W	1	1	-	-	-	-	-
11/30	at SD	W			INJURED RESERVE				
12/7	at NO	L			INJURED RESERVE				
12/14	TB	W			INJURED RESERVE				
12/21	at MIN	W			INJURED RESERVE				
12/28	SL	W			INJURED RESERVE				
2008 Totals			11	11	3	26	8.7	17	0

2007 Tennessee Titans

Date	Opp	W/L	GP	GS	Rec	Yds	Avg	Lg	TD
9/9	at JAX	W	1	0	-	-	-	-	-
9/16	IND	L	1	1	-	-	-	-	-
9/24	at NO	W	1	1	1	2	2.0	2	0
10/7	ATL	W	1	0	1	7	7.0	7	0
10/14	at TB	L	1	0	1	16	16.0	16	0
10/21	at HST	W	1	0	2	12	6.0	6	0
10/28	OAK	W	1	1	-	-	-	-	-
11/4	CAR	W	1	0	1	11	11.0	11	0
11/11	JAX	L	1	1	1	9	9.0	9	0
11/19	at DEN	L	1	1	-	-	-	-	-
11/25	at CIN	L	1	1	1	27	27.0	27	0
12/2	HST	W	1	1	-	-	-	-	-
12/9	SD	L	1	0	2	6	3.0	5	0
12/16	at KC	W	1	1	-	-	-	-	-
12/23	NYJ	W	1	0	1	27	27.0	27	0
12/30	at IND	W	1	1	1	21	21.0	21	0
2007 Totals			16	9	12	138	11.5	27	0

2007 Postseason

Date	Opp	W/L	GP	GS	Rec	Yds	Avg	Lg	TD
1/6	at SD	L	1	1	3	16	5.3	6	0
Totals			1	1	3	16	5.3	6	0

2006 Indianapolis Colts/Tennessee Titans

Date	Opp	W/L	GP	GS	Rec	Yds	Avg	Lg	TD
9/10	at NYG	W			INACTIVE (IND)				
9/17	HST	W			INACTIVE (IND)				
9/24	JAX	W			INACTIVE (IND)				
10/1	at NYJ	W			INACTIVE (IND)				
10/8	TEN	W			INACTIVE (IND)				
10/22	WAS	W			INACTIVE (IND)				
10/29	HST	W			INACTIVE (TEN)				
11/5	at JAX	L			INACTIVE (TEN)				
11/12	BLT	L			INACTIVE (TEN)				
11/19	at PHI	W			INACTIVE (TEN)				
11/26	NYG	W	1	0	-	-	-	-	-
12/3	IND	W	1	0	1	16	16.0	16	0
12/10	at HST	W	1	1	1	9	9.0	9	0
12/17	JAX	W	1	1	-	-	-	-	-
12/24	at BUF	W	1	1	2	15	7.5	8	0
12/31	NE	L	1	0	2	28	14.0	23	0
2006 Totals			6	3	6	68	11.3	23	0

2005 Indianapolis Colts

Date	Opp	W/L	GP	GS	Rec	Yds	Avg	Lg	TD
9/11	at BLT	W	1	0	-	-	-	-	-
9/18	JAX	W			INACTIVE				
9/25	CLV	W	1	0	-	-	-	-	-
10/2	at TEN	W	1	0	-	-	-	-	-

Date	Opp	W/L	GP	GS	Rec	Yds	Avg	Lg	TD
10/9	at SF	W	1	0	-	-	-	-	-
10/17	SL	W			INACTIVE				
10/23	at HST	W			INACTIVE				
11/7	at NE	W	1	0	-	-	-	-	-
11/13	HST	W			INACTIVE				
11/20	at CIN	W			INACTIVE				
11/28	PIT	W			INACTIVE				
12/4	TEN	W			INACTIVE				
12/11	at JAX	W			INACTIVE				
12/18	SD	L			INACTIVE				
12/24	at SEA	L	1	0	-	-	-	-	-
1/1	ARZ	W	1	0	2	8	4.0	7	0
2005 Totals			7	0	2	8	4.0	7	0

2005 Postseason

Date	Opp	W/L	GP	GS	Rec	Yds	Avg	Lg	TD
1/15	PIT	L	1	0	-	-	-	-	-
Totals			1	0	0	0	0.0	0	0

2004 Indianapolis Colts

Date	Opp	W/L	GP	GS	Rec	Yds	Avg	Lg	TD
9/9	at NE	L	1	0	-	-	-	-	-
9/19	at TEN	W	1	0	-	-	-	-	-

Date	Opp	W/L	GP	GS	Rec	Yds	Avg	Lg	TD
9/26	GB	W	1	0	-	-	-	-	-
10/3	at JAX	W	1	0	-	-	-	-	-
10/10	OAK	W	1	1	-	-	-	-	-
10/24	JAX	L	1	0	-	-	-	-	-
10/31	at KC	L	1	0	-	-	-	-	-
11/8	MIN	W	1	0	-	-	-	-	-
11/14	HST	W	1	0	-	-	-	-	-
11/21	at CHI	W	1	0	-	-	-	-	-
11/25	at DET	W	1	0	-	-	-	-	-
12/5	TEN	W	1	0	-	-	-	-	-
12/12	at HST	W	1	0	-	-	-	-	-
12/19	BLT	W	1	0	-	-	-	-	-
12/26	SD	W	1	1	2	21	10.5	17	0
1/2	at DEN	L	1	1	2	12	6.0	7	0
Totals			16	3	4	33	8.3	17	0

2004 Postseason

Date	Opp	W/L	GP	GS	Rec	Yds	Avg	Lg	TD
1/9	DEN	W	1	0	-	-	-	-	-
1/16	at NE	L	1	0	-	-	-	-	-
Totals			2	0	0	0	0	0	0



10
WIDE RECEIVER

SANTONIO HOLMES**5-11/192/Ohio State****26 years old (as of opening weekend)****Belle Glade, FL/Glades Central HS****EXPERIENCE: NFL: 5 / Jets: 1st****ACQUIRED: Trade (PIT, 4/12/10)****ENTERED NFL: PIT D1 (25), 2006 NFL Draft****CAREER HIGHLIGHTS**

- ◇ Named the Most Valuable Player of Super Bowl XLIII after collecting nine receptions for 131 yards and a touchdown, highlighted by his four catches for 73 yards and game-winning six-yard touchdown on the final drive.
- ◇ Posted career regular-season numbers of 235 catches for 3,835 yards and 20 touchdowns, 11 rushes for 45 yards, 62 punt returns for 496 yards and a touchdown and 18 kickoff returns for 436 yards.
- ◇ In his four-career postseason games, he has 16 receptions for 275 yards and three touchdowns, two rushes for seven yards and seven punt returns for 103 yards and a touchdown... Has scored a touchdown in all four of his postseason games.
- ◇ Started all 16 games for the first time in his career in 2009 and posted career highs with 79 receptions for 1,248 yards.
- ◇ Of his career 25 touchdowns, 16 have come on plays of 20 or-more-yards.

CAREER TRANSACTIONS

- ◇ 4/12/10, NYJ, Trade – NYJ, 2010 D5 (155 – John Skelton)
- ◇ 4/29/06, PIT, D1 (25)

SEASON-BY-SEASON REVIEW

2009 (PIT) Started all 16 games for the first time in his career and set career-highs with 79 receptions for 1,248 yards...Scored five receiving touchdowns, four of which were for more than 20 yards...Added six yards on three rushing attempts and six yards on two punt returns...Attempted his first-career pass, throwing an interception. **SEASON HIGHLIGHTS: (1/3 at MIA)**...Opened the scoring when he pulled in a five-yard touchdown from Ben Roethlisberger on the game's initial drive...Attempted his first-career pass, which was intended for Rashard Mendenhall before being picked off by Jeremiah Bell. **(12/27 vs. BLT)**...Caught five passes for 86 yards and scored on 24-yard pass in the second quarter. **(12/6 vs. OAK)**...Notched a career-high 149 yards receiving on eight receptions...Scored on a 34-yard strike from Ben Roethlisberger...Set up another score when he took a 57-yard pass down to the three-yard line. **(11/29 at BLT)**...Pulled in six passes for 74 yards in the Sunday Night loss...Scored on a 33-yard pass from Dennis Dixon in the second quarter to tie the game at 7-7. **(10/18 vs. CLV)**...Caught five passes for 104 yards, including a 41-yard reception that set up a touchdown. **(9/10 vs. TEN)**...On the Thursday Night season-opener, collected a career-high nine receptions for 131 yards and a touchdown...Scored on a 34-yard pass in the second

quarter to open the scoring...Converted key third downs on both the PIT game-tying and game-winning drives.

2008 (PIT) Started 15 games, missing one due to injury... Gained 821 yards on 55 receptions and nine yards on two rushing attempts... Scored five receiving touchdowns... Returned 34 punts for 226 yards. **POSTSEASON:** Earned Most Valuable Player honors in Super Bowl XLIII... Caught 13 passes for 226 yards and two touchdowns and ran twice for seven yards... Added 103 punt return yards on seven punt returns... Scored in every postseason game, running his streak to four consecutive postseason games with a touchdown. **(Super Bowl XLIII: 2/1 vs. ARZ)**... Named the Most Valuable Player of Super Bowl XLIII for a performance that saw him pull in nine receptions for 131 yards and a touchdown... Scored the game-winning touchdown with 35 seconds left in the fourth quarter on a six-yard catch from Ben Roethlisberger... Responsible for 73 of 78 yards on the game-winning drive, catching four passes for 14, 13, 40 and the game-winning six-yard touchdown... Did not start the game as PIT opened in a two-tight end set. **(AFC Championship: 1/18 vs. BLT)**... Pulled in two receptions, one for a 65-yard touchdown, to account for the only PIT offensive touchdown. **(Divisional: 1/11 vs. SD)**... Tied the game in the first quarter when he returned a Mike Scifres punt 67 yards for a touchdown... Added two receptions for 25 yards and two rushing attempts for seven yards. **SEASON HIGHLIGHTS: (12/21 at TEN)**... Finished the game with five receptions for 93 yards and a 31-yard touchdown grab that gave PIT their first points of the day. **(12/14 at BLT)**... Pulled in the game's only touchdown, a four-yard pass from Ben Roethlisberger with 50 seconds remaining in the fourth quarter to give PIT a four-point win... Initially ruled down at the one-yard line, the play was overturned for a game-winning touchdown. **(11/30 at NE)**... Set up the first PIT points of the game with a 29-yard punt return that lead to a field goal and scored on a 19-yard pass to tie the game in the second quarter. **(11/3 at WAS)**... Scored on a five-yard touchdown pass from Byron Leftwich to cap the 16-point victory on Monday Night Football. **(9/29 vs. BLT)**... Scored the only PIT offense touchdown on a 38-yard pass in the Monday Night overtime win. **(9/14 at CLV)**... Registered a season-high 94 yards receiving on five receptions, including a 48-yard catch that set up a field goal in the third quarter.

2007 (PIT) Started all 13 games in which he played, missing three games with an injury... Caught 52 passes for team-leading 945 yards, a career-high eight touchdowns and a league-leading 18.2 yards per catch average. **POSTSEASON: (Wild Card: 1/5 vs. JAX)**... Made his postseason debut, collecting 49 yards and a touchdown on three receptions. **SEASON HIGHLIGHTS: (12/30 at BLT)**... Caught four passes for 98 yards and a touchdown, scoring on a 59-yard strike from Charlie Batch in the fourth

quarter. **(12/20 at SL)**... Registered a season-high 133 yards receiving on just four catches... Set up a touchdown with his career-long 83-yard reception on the game's opening drive. **(11/18 at NYJ)**... In his only career game in the Meadowlands, caught five passes for 75 yards and the only PIT touchdown. **(11/5 vs. BLT)**... Scored twice, first on a 15-yard pass and later on 35-yard pass... Added a 45-yard reception to set up a field goal as part of his 110 receiving yards on four receptions in the 31-point blowout Monday Night win. **(10/21 at DEN)**... Returned after missing his first game with an injury and collected six passes for 54 yards and a touchdown on Sunday Night Football. **(9/30 at ARZ)**... Accounted for all 14 PIT points as he scored on 43-yard touchdown pass in the first quarter and a seven-yard pass in the fourth quarter, finishing with six receptions for 128 yards. **(9/9 at CLV)**... Scored one play after a Bryant McFadden fumble recovery pulling in a 40-yard pass from Ben Roethlisberger.

2006 (PIT) Played in all 16 games with starts in the final four... caught 49 passes for 824 yards and two touchdowns... Added another score on a 65-yard punt return and returned 26 punts total for 264 yards and 10.2 average... Averaged 24.2 yards on 18 kick returns and had one rush for 13 yards... Named NFL Rookie of the Week twice. **SEASON HIGHLIGHTS: (12/31 at CIN)**... Collected four receptions for a season-high 124 yards in the season-finale, including a game-winning 67-yard touchdown from Ben Roethlisberger in overtime. **(12/17 at CAR)**... Scored on a 65-yard punt return in the fourth quarter the play after a penalty necessitated a re-kick and negated his lost fumble on a punt return... His 78 yards on three punt returns establish a career-high. **(12/7 vs. CLV)**... Made the first start of his career and collected 81 yards on four catches to lead the team in receiving yards. **(11/19 at CLV)**... Named NFL Rookie of the Week after reeling in a 21-yard pass from Ben Roethlisberger on third-and-20 to set up the first touchdown of his career on a 20-yard reception from Roethlisberger on third-and-four. **(11/5 vs. DEN)**... Notched a season-high six receptions, including an 18-yard grab on third-and-four that set up the first PIT touchdown. **(10/15 vs. KC)**... Named NFL Rookie of the Week after he pulled in a 50-yard pass from Ben Roethlisberger to set up an opening-drive touchdown... Recorded his first-career rushing attempt when he took a direct snap 13 yards on third-and-four to set up a field goal at the end of the first half. **(9/7 vs. MIA)**... Made his NFL debut on the Thursday Night opener and caught a six-yard pass from Charlie Batch in the first quarter for his first-career reception.

BEFORE THE NFL

◇ Started 28 of his 36 games at Ohio State, finishing his college career with 140 receptions for 2,295 yards and 25 touchdowns to rank fifth in school history... Added three



rushed for 18 yards, 38 punt returns for 385 yards and 19 kickoff returns for 425 yards.

- ◇ Became the 12th player in school history to gain over 3,000 all-purpose yards at Ohio State.
- ◇ Garnered All-Big Ten Conference first-team selection honors his senior year after leading the team with 53 receptions for 977 yards and 11 touchdowns...Also returned 11 punts for 141 yards and 11 kickoffs for 239 yards.
- ◇ Received second-team All-Big Ten Conference recognition his junior year and finished with 55 receptions for 769 yards and seven touchdowns.
- ◇ Won state titles in his sophomore and junior seasons at Glades (FL) Central and finished his senior year with 12-1 record.

SANTONIO HOLMES' CAREER STATISTICS

Year/Tm	G/S	Rec	Yds	Avg	Lg	TD
06/PIT	16/4	49	824	16.8	67t	2
07/PIT	13/13	52	945	18.2	83	8
08/PIT	15/15	55	821	14.9	48	5
09/PIT	16/16	79	1248	15.8	57	5
NFL Tot	60/48	235	3838	16.3	83	20

Additional Statistics

Rushing: 11-45 (Career): 3-6 (2009); 2-9 (2008); 5-17 (2007); 1-13 (2006)

Passing: 0-1, 0 yards, 1 INT, 0.0 ratings (Career): 0-1, 0 yards, 1 INT, 0.0 ratings (2009)

Kickoff Returns: 18-436 (Career): 18-436 (2006)

Punt Returns: 62-496 (Career): 2-6 (2009); 34-226 (2008); 26-264 (2006)

Career Bests

Receptions: 9 (9/10/09 vs. TEN)

Receiving Yards: 149 (12/6/09 vs. OAK)

Longest Reception: 83 (11/20/07 at SL)

Receiving Touchdowns: 2 (twice, last 11/5/07 vs. BLT)

Longest Receiving Touchdown: 67t (12/31/06 at CIN)

Longest Rush: 13 (10/15/06 vs. KC)

CAREER POSTSEASON STATISTICS

Year/Tm	G/S	Rec	Yds	Avg	Lg	TD
07/PIT	1/1	3	49	16.3	37t	1
08/PIT	3/2	13	226	17.4	65t	2
Totals	4/3	16	275	17.2	65t	3

Additional Postseason Statistics

Rushing: 2-7 (Career): 2-7 (2008)

Punt Returns: 7-103 (Career): 7-103 (2008)

Career Postseason Bests

Receptions: 9 (2/1/09 vs. ARZ)

Receiving Yards: 131 (2/1/09 vs. ARZ)

Longest Reception: 65t (1/18/09 vs. BLT)

Receiving Touchdowns: 1 (three times, last 2/1/09 vs. ARZ)

Longest Rush: 4 (1/11/09 vs. SD)

- ◇ Competed in basketball and track in high school with his track team winning the state title his junior year and his basketball team finishing runner-up in his senior season... Took home state titles in both his junior and senior years in the 4x400 meter relay.

OFF THE FIELD

- ◇ Has two sons, Antonio III and Nicori, and two daughters, Saniya and Savannah.
- ◇ Parents, Patricia Brown and Antonio Holmes, Sr.
- ◇ A second cousin of New England Patriots' running back Fred Taylor.

SANTONIO HOLMES CAREER TOUCHDOWNS

DATE	OPP	YDS	TYPE	QUARTERBACK
12/31/06	@CIN	67	Reception	Ben Roethlisberger
01/11/09	SD*	67	Punt Return	n/a
12/17/06	@CAR	65	Punt Return	n/a
01/18/09	BLT*	65	Reception	Ben Roethlisberger
12/30/07	@BLT	59	Reception	Charlie Batch
09/30/07	@ARZ	43	Reception	Ben Roethlisberger
09/09/07	@CLV	40	Reception	Ben Roethlisberger
09/29/08	BLT	38	Reception	Ben Roethlisberger
01/05/08	JAX*	37	Reception	Ben Roethlisberger
11/05/07	BLT	35	Reception	Ben Roethlisberger
09/10/09	TEN	34	Reception	Ben Roethlisberger
12/06/09	OAK	34	Reception	Ben Roethlisberger
11/29/09	@BLT	33	Reception	Dennis Dixon
12/21/08	@TEN	31	Reception	Ben Roethlisberger
12/27/09	BLT	24	Reception	Ben Roethlisberger
11/19/06	@CLV	20	Reception	Ben Roethlisberger
11/30/08	@NE	19	Reception	Ben Roethlisberger
11/05/07	BLT	15	Reception	Ben Roethlisberger
10/21/07	@DEN	13	Reception	Ben Roethlisberger
09/30/07	@ARZ	7	Reception	Ben Roethlisberger
11/18/07	@NYJ	7	Reception	Ben Roethlisberger
02/01/09	@ARZ*	6	Reception	Ben Roethlisberger
11/03/08	@WAS	5	Reception	Byron Leftwich
01/03/10	@MIA	5	Reception	Ben Roethlisberger
12/14/08	@BLT	4	Reception	Ben Roethlisberger

*Postseason

SANTONIO HOLMES GAME-BY-GAME

2009 Pittsburgh Steelers

Date	Opp	W/L	GP	GS	Receiving					Punt Returns					
					Rec	Yds	Avg	Lg	TD	No	Yds	Avg	FC	Lg	TD
9/10	TEN	W	1	1	9	131	14.6	34t	1	-	-	-	-	-	-
9/20	at CHI	L	1	1	5	83	16.6	24	0	-	-	-	-	-	-
9/27	at CIN	L	1	1	1	18	18.0	18	0	-	-	-	-	-	-
10/4	SD	W	1	1	4	52	13.0	15	0	-	-	-	-	-	-
10/11	at DET	W	1	1	4	50	12.5	20	0	-	-	-	-	-	-
10/18	CLV	W	1	1	5	104	20.8	41	0	-	-	-	-	-	-
10/25	MIN	W	1	1	2	59	29.5	45	0	-	-	-	-	-	-
11/9	at DEN	W	1	1	6	93	15.5	35	0	-	-	-	-	-	-
11/15	CIN	L	1	1	7	88	12.6	21	0	-	-	-	-	-	-
11/22	at KC	L	1	1	7	86	12.3	20	0	-	-	-	-	-	-
11/29	at BLT	L	1	1	6	74	12.3	33t	1	-	-	-	-	-	-
12/6	OAK	L	1	1	8	149	18.6	57	1	-	-	-	-	-	-
12/10	at CLV	L	1	1	6	93	15.5	24	0	2	6	3.0	1	3	0
12/20	GB	W	1	1	3	77	25.7	33	0	-	-	-	-	-	-
12/27	BLT	W	1	1	5	86	17.2	24t	1	-	-	-	-	-	-
1/3	at MIA	W	1	1	1	5	5.0	5t	1	-	-	-	-	-	-
2009 Totals					16	16	79	1248	15.8	57	5	2	6	3.0	1 3 0

2008 Pittsburgh Steelers

Date	Opp	W/L	GP	GS	Receiving					Punt Returns					
					Rec	Yds	Avg	Lg	TD	No	Yds	Avg	FC	Lg	TD
9/7	HST	W	1	1	2	19	9.5	10	0	-	-	-	-	-	-
9/14	at CLV	W	1	1	5	94	18.8	48	0	-	-	-	-	-	-
9/21	at PHI	L	1	1	3	32	10.7	16	0	1	5	5.0	1	5	0
9/29	BLT	W	1	1	3	61	20.3	38t	1	6	28	4.7	0	13	0
10/5	at JAX	W	1	1	4	65	16.3	19	0	3	15	5.0	0	8	0
10/19	at CIN	W	1	1	5	89	17.8	32	0	3	21	7.0	1	12	0
10/26	NYG	L			INACTIVE										
11/3	at WAS	W	1	1	3	30	10.0	16	1	4	30	7.5	0	17	0
11/9	IND	L	1	1	4	29	7.3	23	0	4	40	10.0	1	23	0
11/16	SD	W	1	1	5	63	12.6	19t	0	0	0	0.0	1	0	0
11/20	CIN	W	1	1	5	84	16.8	27	0	2	0	0.0	1	0	0
11/30	at NE	W	1	1	2	28	14.0	19	1	1	29	29.0	1	29	0
12/7	DAL	W	1	1	3	82	27.3	47	0	1	35	35.0	1	35	0
12/14	at BLT	W	1	1	3	21	7.0	9	1	3	5	1.7	0	5	0
12/21	at TEN	L	1	1	5	93	18.6	31t	1	2	2	1.0	0	6	0
12/28	CLV	W	1	1	3	31	10.3	15	0	4	16	4.0	0	8	0
2008 Totals					15	15	55	821	14.9	48	5	34	226	6.6	7 35 0

2008 Postseason

Date	Opp	W/L	GP	GS	Receiving					Punt Returns					
					Rec	Yds	Avg	Lg	TD	No	Yds	Avg	FC	Lg	TD
1/11	SD	W	1	1	2	25	12.5	15	0	2	73	36.5	1	67t	1
1/18	BLT	W	1	1	2	70	35.0	65t	1	3	25	8.3	1	25	0
2/1	vs. ARZ	W	1	0	9	131	14.6	40	1	2	5	2.5	1	4	0
Totals					3	2	13	226	17.4	65t	2	7	103	14.7	3 67t 1

2007 Pittsburgh Steelers

Date	Opp	W/L	GP	GS	Rec	Yds	Avg	Lg	TD
9/9	at CLV	W	1	1	2	55	27.5	40t	1
9/16	BUF	W	1	1	3	53	17.7	27	0
9/23	SF	W	1	1	3	49	16.3	18	0
9/30	at ARZ	L	1	1	6	128	21.3	43t	2
10/7	SEA	W			DID NOT PLAY				
10/21	at DEN	L	1	1	6	54	9.0	16	1
10/28	at CIN	W	1	1	6	87	14.5	42	0
11/5	BLT	W	1	1	4	110	27.5	45	2
11/11	CLV	W	1	1	4	53	13.3	18	0
11/18	at NYJ	L	1	1	5	75	15.0	27	1
11/26	MIA	W			INACTIVE				
12/2	CIN	W			INACTIVE				



Date	Opp	W/L	GP	GS	Rec	Yds	Avg	Lg	TD
12/9	at NE	L	1	1	1	13	13.0	13	0
12/16	JAX	L	1	1	4	34	8.5	18	0
12/20	at SL	W	1	1	4	133	33.3	83	0
12/30	at BLT	L	1	1	4	98	24.5	59t	1
2007 Totals			13	13	52	942	18.1	83	8

2007 Postseason

Date	Opp	W/L	GP	GS	Rec	Yds	Avg	Lg	TD
1/5	JAX	L	1	1	3	49	16.3	37t	1
Totals			1	1	2	49	16.3	37t	1

2006 Pittsburgh Steelers

Date	Opp	W/L	GP	GS	Receiving					Punt Returns						Kickoff Returns				
					Rec	Yds	Avg	Lg	TD	No	Yds	Avg	FC	Lg	TD	No	Yds	Avg	Lg	TD
9/7	MIA	W	1	0	1	6	6.0	6	0	1	2	2.0	2	2	0	2	49	24.5	28	0
9/18	at JAX	L	1	0	1	15	15.0	15	0	0	0	0.0	1	0	0	2	36	18.0	18	0
9/24	CIN	L	1	0	3	30	10.0	14	0	1	14	14.0	0	14	0	1	26	26.0	26	0
10/8	at SD	L	1	0	2	22	11.0	13	0	1	1	1.0	0	1	0	3	71	23.7	27	0
10/15	KC	W	1	0	2	58	29.0	50	0	5	55	11.0	1	24	0	2	54	27.0	28	0
10/22	at ATL	L	1	0	5	91	18.2	36	0	1	0	0.0	3	0	0	3	88	29.3	42	0
10/29	at OAK	L	1	0	2	43	21.5	38	0	2	15	7.5	3	12	0	1	18	18.0	18	0
11/5	DEN	L	1	0	6	58	9.7	18	0	1	5	5.0	0	5	0	2	48	24.0	24	0
11/12	NO	W	1	0	2	57	28.5	46	0	0	0	0.0	1	0	0	-	-	-	-	-
11/19	at CLV	W	1	0	5	75	15.0	21	1	2	13	6.5	0	8	0	-	-	-	-	-
11/26	at BLT	L	1	0	3	31	10.3	14	0	3	32	10.7	3	18	0	-	-	-	-	-
12/3	TB	W	1	0	1	18	18.0	18	0	2	12	6.0	1	8	0	-	-	-	-	-
12/7	CLV	W	1	1	4	81	20.3	25	0	3	31	10.3	2	18	0	-	-	-	-	-
12/17	at CAR	W	1	1	3	25	8.3	10	0	3	78	26.0	3	65t	1	-	-	-	-	-
12/24	BLT	L	1	1	5	90	18.0	31	0	0	0	0.0	1	0	0	1	21	21.0	21	0
12/31	at CIN	W	1	1	4	124	31.0	67t	1	1	6	6.0	0	6	0	1	25	25.0	24	0
2006 Totals			16	4	49	824	16.8	67t	2	26	264	10.2	21	65t	1	18	436	24.2	42	0



78
OFFENSIVE LINE

WAYNE HUNTER

6-5 / 303 / Hawai'i
29 years old (as of opening weekend)
Honolulu, HI/Radford HS
EXPERIENCE: NFL: 7 / Jets: 3rd
ACQUIRED: FA (1/15/08)
ENTERED NFL: SEA D3 (73) 2003 NFL Draft

CAREER HIGHLIGHTS

- ◇ Appeared in 33 career NFL regular-season games, including 30 games for the Jets, and three postseason games...In 2006, played for JAX vs. HST (11/12/06); In 2005, played for SEA at GB (11/06) and in 2004, for SEA at ARZ (10/24/04).
- ◇ Used by Jets on special teams and as an extra tight end on offense.
- ◇ Inactive for Seattle's postseason games in 2003 (one), 2004 (three) and 2005 (one), including Super Bowl XL in Detroit after the 2005 season.

CAREER TRANSACTIONS

- ◇ 1/15/08, NYJ, Signed, reserve/future contract
- ◇ 12/26/07, NYJ, Signed, Practice Squad
- ◇ 12/7/06, JAX, IR

- ◇ 11/22/06, JAX, Signed, Practice Squad
- ◇ 11/20/06, JAX, Waived
- ◇ 11/06/06, JAX, Signed, 53-man roster
- ◇ 9/3/06, JAX, Signed, Practice Squad
- ◇ 9/2/06, JAX, Waived
- ◇ 5/22/06, JAX, Claimed off waivers
- ◇ 5/21/06, SEA, Waived
- ◇ 4/26/03, SEA, D3 (73)

SEASON-BY-SEASON REVIEW

2009 (JETS) Played in 16 regular season games and three postseason games...Also utilized at tight end in certain personnel groupings...Started his first-career NFL game at tight end (12/13 at TB).

2008 (JETS) Played in 14 games, mostly on special teams... Also lined up as an extra tight end on offense.

BEFORE THE NFL

- ◇ Originally a defensive tackle, he switched to the offensive line as a junior at Hawai'i in 2002.
- ◇ Began his collegiate career at the University of California before transferring to Hawai'i.
- ◇ Lettered in football, basketball and track at Radford HS (HI).

OFF THE FIELD

- ◇ Makes his home in Renton, WA.

◇ Attended the Jets Taste of the NFL in New York City dedicated to fighting hunger in the New York metropolitan area in 2010.

◇ Participated in the *Newark Star-Ledger* Junior Reporter program in 2008, which motivates participation in classes with dozens of hands-on activities.

◇ Born and raised in Honolulu, Hawai'i.

◇ Wife, Danielle Hunter.

◇ Three daughters, Shaylyn Pa'ia, Sydney Selina Taeleifi and Jordyn Ioana Taeleifi.

◇ Son of Frances Hunter.

WAYNE HUNTER'S CAREER STATISTICS

GAMES PLAYED/GAMES STARTED: Career (33/1) [3/0]; 2009 (16/1) [3/0]; 2008 (14/0); 2006 (1/0); 2005 (1/0); 2004 (1/0)



44
SAFETY

JAMES IHEDIGBO

6-1 / 210 / Massachusetts
26 years old (as of opening weekend)

Amherst, MA/Amherst Regional
EXPERIENCE: NFL: 4 / Jets: 4th
ACQUIRED: Undrafted FA (5/15/07)

CAREER HIGHLIGHTS

- ◇ Played in 23 NFL games, recording 14 tackles, two sacks and one forced fumble in addition to collecting 37 special teams tackles.
- ◇ Made NFL debut at BUF, 11/2/08.

CAREER TRANSACTIONS

- ◇ 10/29/08, NYJ, Signed, Active roster
- ◇ 9/1/08, NYJ, Signed, Practice squad
- ◇ 8/30/08, NYJ, Waived
- ◇ 8/21/07, NYJ, IR
- ◇ 5/15/07, NYJ, Signed, Undrafted FA

SEASON-BY-SEASON REVIEW

2009 (JETS) Played in 15 games and recorded six tackles, two sacks and one forced fumble as a contributor to the NFL's number-one ranked defense...Led special teams unit in tackles with 26...Garnered playing time in all three postseason games and finished with six tackles as well as 10 special teams tackles. **POSTSEASON: (Divisional: 1/17 at SD)**...Paced the special teams with six tackles and one forced fumble. **SEASON HIGHLIGHTS: (1/3 vs. CIN)**...Strip-sacked Bengals' reserve QB J.T. O'Sullivan. **(12/13 at TB)**...Registered his first NFL sack, when he dropped Tampa Bay's QB Josh Freeman for a four-yard loss.

2008 (JETS) Played in eight games...Finished the season with 11 special teams tackles. **SEASON HIGHLIGHTS: (12/14 vs. BUF)**...Saw action on special teams...Recorded three tackles. **(11/23 at TEN)**...Registered two special teams tackles. **(11/9 vs. SL)**...Saw action on special teams...Recorded two tackles, the first of his career. **(11/2 at BUF)**...Played in his first NFL regular-season game after he was signed to the active roster, 11/1/08.

BEFORE THE NFL

◇ Former walk-on turned three-year starter at UMass, who served as the team captain his senior season and recorded 251 total tackles (165 solo tackles), 12.5 sacks, eight interceptions and 19 passes defended in his career.

◇ Named Walter Camp All-American, College *Sporting News* All-Star and Atlantic-10 First Team defensive back his senior season. Recorded 74 total tackles and four interceptions as a true freshman, including two picks and eight tackles in a win over Hofstra.

◇ Rushed for 1,012 yards and 18 touchdowns, while totaling more than 2,000 all-purpose yards as a senior at Amherst Regional HS.

◇ Two-time All-Western Massachusetts and All-League selection, who served as a team captain and was named team defensive MVP his senior season.

OFF THE FIELD

- ◇ Website: www.JamesIhedigbo44.com.
- ◇ Founded the Hope Africa Foundation, focused on helping young people from Nigeria and the rest of Africa better themselves through higher education.
- ◇ Through his Hope Africa Foundation, James and two of his teammates: Vernon Gholston and David Clowney traveled to Haiti to assist in the recovery efforts following the massive earthquake in 2010. The Hope Africa Foundation teamed with Yele Haiti to bring supplies into the country and distribute them amongst the needy.
- ◇ Interested in helping youth ages 7-18...Has made many school visits proving your dreams through hard work and a relationship with God.
- ◇ Involved in the Nigerian Agricultural Technical Community College (NATAC), which was founded by his parents, Rose and Apollos.

◇ Joined students at public school/intermediate school 270 in Rosedale, NY in 2008 to help promote physical fitness and healthy living as a part of NFL's What Moves U program. The campaign is sponsored by the American Heart Association and targets an increasingly inactive generation of children.

◇ Has visited patients at the Goryeb Children's Hospital in Morristown, NJ.

◇ Parents moved to the United States 30 years ago from Nigeria, and both received their doctorates from the University of Massachusetts.

◇ Has three brothers, Emeka, Nate and David, and one sister, Onyi.

◇ Majored in Sociology at UMass.

◇ Member of the basketball, lacrosse and track teams at Amherst Regional.

◇ Earned All-County honors in basketball at Amherst Regional.

JAMES IHEDIGBO'S CAREER STATISTICS

Year/Tm	G/S	TT	S	A	Sk	Yds	Int	Yds	Lg	TD	PD	FF	FR	Yds	TD
07/NYJ							Injured Reserve								
08/NYJ	8/0	-	-	-	-	-	-	-	-	-	-	-	-	-	-
09/NYJ	15/0	6	3	3	2	11	-	-	-	-	-	1	-	-	-
Totals	23/0	6	3	3	2	11	-	-	-	-	-	1	-	-	-

Additional Statistics

Special Teams Tackles: 37 (Career); 26 (2009); 11 (2008).

JAMES IHEDIGBO GAME-BY-GAME

2009 New York Jets

Date	Opp	W/L	P	S	TT	S	A	Sk	Yds	Int	Yds	Lg	TD	PD	FF	FR	Yds	TD	ST
9/13	at HST	W	1	0	-	-	-	-	-	-	-	-	-	-	-	-	-	-	2
9/20	NE	W	1	0	-	-	-	-	-	-	-	-	-	-	-	-	-	-	1
9/27	TEN	W	1	0	-	-	-	-	-	-	-	-	-	-	-	-	-	-	2
10/4	at NO	L	1	0	-	-	-	-	-	-	-	-	-	-	-	-	-	-	-
10/12	at MIA	L	1	0	-	-	-	-	-	-	-	-	-	-	-	-	-	-	1
10/18	BUF	L	1	0	-	-	-	-	-	-	-	-	-	-	-	-	-	-	1
10/25	at OAK	W																	
11/1	MIA	L	1	0	-	-	-	-	-	-	-	-	-	-	-	-	-	-	3
11/15	JAX	L	1	0	-	-	-	-	-	-	-	-	-	-	-	-	-	-	-
11/22	at NE	L	1	0	-	-	-	-	-	-	-	-	-	-	-	-	-	-	3
11/29	CAR	W	1	0	-	-	-	-	-	-	-	-	-	-	-	-	-	-	2
12/3	at BUF	W	1	0	2	0	2	-	-	-	-	-	-	-	-	-	-	-	2
12/13	at TB	W	1	0	1	1	0	1	4	-	-	-	-	-	-	-	-	-	3
12/20	ATL	L	1	0	1	0	1	-	-	-	-	-	-	-	-	-	-	-	2
12/27	at IND	W	1	0	-	-	-	-	-	-	-	-	-	-	-	-	-	-	3
1/3	CIN	W	1	0	2	2	0	1	7	-	-	-	-	-	1	-	-	-	1
2009 Totals			15	0	6	3	3	2.0	11	0	0	0	0	0	1	0	0	0	26

2009 Postseason

Date	Opp	W/L	P	S	TT	S	A	Sk	Yds	Int	Yds	Lg	TD	PD	FF	FR	Yds	TD	ST
1/9	at CIN	W	1	0	2	0	2	-	-	-	-	-	-	-	-	-	-	-	2
1/17	at SD	W	1	0	-	-	-	-	-	-	-	-	-	-	-	-	-	-	6
1/24	at IND	L	1	0	4	1	3	-	-	-	-	-	-	-	-	-	-	-	2
Totals			3	0	6	1	5	0	0	0	0	0	0	0	0	0	0	0	10



77
**DEFENSIVE
TACKLE**

KRIS JENKINS

6-4/360/Maryland

31 years old (as of opening weekend)

Ypsilanti, MI/Belleville HS

EXPERIENCE: NFL: 9 / Jets: 3rd

ACQUIRED: Trade (CAR, 2/29/08)

ENTERED NFL: CAR D2 (44), 2001 NFL Draft

CAREER HIGHLIGHTS

- ◇ In 107 games (101 starts), posted 358 tackles, 24 sacks, 12 pass breakups, two forced fumbles, two fumble recoveries and four blocked kicks in his 10-year career.
- ◇ Earned fourth Pro Bowl selection in 2008 and first as a Jet after posting 53 tackles and 3.5 sacks...Named a second-team *Associated Press* All-Pro selection as well.
- ◇ Selected to Pro Bowl as a starter three times (2003, 2006, 2008) after playing as an alternate in 2002...Appeared in place of injured defensive tackle Warren Sapp in 2002, becoming the first defensive lineman in Panthers history to appear in a Pro Bowl.
- ◇ Earned first-career AFC Defensive Player of the Week honor vs. BUF, 11/2/08, when he registered 1.5 sacks, three hurries and three tackles in the victory.
- ◇ In four postseason games in 2003 as the Panthers advanced to Super Bowl XXXVIII, posted nine tackles, a sack and a pass breakup.
- ◇ Has blocked four kicks in his NFL career, his latest, a field goal attempt by Neil Rackers vs. ARI, 9/28/08.
- ◇ First team All-Pro choice by the *Associated Press*, *Football Digest* and *The Sporting News*, and selected All-NFL and All-NFC by *Pro Football Weekly* in 2003.
- ◇ Blocked two kicks in one game, at TB, 9/14/03...Blocked a field goal and an extra point to send a game into overtime in a contest that CAR won, 12-9.
- ◇ First-team All-Pro selection by the *Associated Press* and second-team choice by *Football Digest* in 2002.
- ◇ A career-high seven sacks in 2002 was third among NFC defensive tackles.
- ◇ Established career-high with two sacks of Brett Favre at GB, 9/29/02, and equaled that total with two sacks of Rob Johnson vs. TB, 10/27/02, and two takedowns of Patrick Ramsey vs. WAS, 11/16/03.
- ◇ Recorded first-career blocked field goal vs. CHI, 12/22/02, deflecting a 48-yard attempt by Bears kicker Paul Edinger.
- ◇ Corralled first NFL sack vs. ATL, 11/25/01, tackling Falcons quarterback Chris Chandler.

CAREER TRANSACTIONS

- ◇ 10/19/09, NYJ, IR
- ◇ 2/29/08, NYJ, Signed, Contract Extension
- ◇ 2/29/08, NYJ, Trade, CAR, for 2008 D3 (67 — Charles Godfrey) and 2008 D5 (141 — Gary Barnidge)
- ◇ 9/14/05, CAR, IR
- ◇ 10/13/04, CAR, IR
- ◇ 10/1/03, CAR, Signed, Contract Extension
- ◇ 4/21/01, CAR, D2 (44)

SEASON-BY-SEASON REVIEW

2009 (JETS) Started the first six games of the season before suffering an injury in the second quarter against BUF (10/18) and was placed on injured reserve on 10/19...Recorded 15 tackles (12 solo) in his six games. **SEASON HIGHLIGHTS: (10/18 vs. BUF)**...Collected three tackles (all solo) before leaving the game in the second quarter with an injury...Placed on Injured Reserve the following day. **(10/12 at MIA)**...Dropped Ricky Williams for a loss and Ronnie Brown for no gain with two of his three solo tackles on Monday Night Football. **(9/27 vs. TEN)**...Recorded four tackles (all solo), all of which held the league's leading rusher, Chris Johnson, to zero or negative gain...Earned a game ball for his role in the win. **(9/13 at HST)**...Named a game captain for the season opening win.

2008 (JETS) Started all 16 games at nose tackle for the first time in a 3-4 defense, earning his fourth NFL Pro Bowl berth and second-team *Associated Press* All-Pro recognition...Registered 53 tackles, eight tackles-for-loss, 3.5 sacks, two passes defended, one forced fumble and a blocked field goal...The anchor in the middle of the defensive line that ranked fourth in the AFC and seventh in the NFL against the run and did not allow a 100-yard rusher until the 12th game of the season. **SEASON HIGHLIGHTS: (12/28 vs. MIA)**...Recorded a season-and NYJ-high eight tackles (four solo) in the season finale. **(12/7 at SF)**...Forced a Michael Robinson fumble that was recovered by Calvin Pace to halt the opening SF drive after it had gone deep into NYJ territory. **(11/23 at TEN)**...Anchored a defensive line that held Offensive Rookie of the Year runner-up Chris Johnson and TEN to just 45 yards rushing...Fifth opponent NYJ held



under 50 yards rushing. **(11/13 at NE)**...Brought down NE QB Matt Cassel for a loss of seven yards...Combined with Darrelle Revis to stuff Heath Evans on a key third-and-one, thwarting a NE scoring drive inside NYJ territory. **(11/2 at BUF)**...Dropped Trent Edwards twice for sacks, combining with teammate Kenyon Coleman for the first...On a fourth-and-one attempt from the NYJ eight-yard line, held Fred Jackson to no gain to help preserve a 13-7 NYJ lead...Held BUF to 30 yards rushing for the game. **(10/12 vs. CIN)**...Keyed a rushing defense that held their opponent under 50 yards rushing for the second consecutive week. **(9/28 vs. ARZ)**...Blocked a Neil Rackers field goal attempt leading to a Thomas Jones' touchdown. **(9/14 vs. NE)**...Recorded a five-yard sack on Matt Cassell. **(9/7 at MIA)**...In his first game as a Jet, recorded two tackles (both solo) and helped hold MIA under 50 yards rushing for the game.

2007 (CAR) Appeared in all 16 games, starting 15 games...Logged 52 tackles, 2.5 sacks and a pass breakup. **SEASON HIGHLIGHTS: (12/16 vs. SEA)**...Recorded a sack of eight yards on Matt Hasselbeck. **(12/2 vs. SF)**...Combined with teammate Na'il Diggs on a five-yard sack of Trent Dilfer. **(9/23 at ATL)**...Brought down Joey Harrington for a 10-yard sack.

2006 (CAR) Started 16 games after appearing in just five in the two previous seasons...Ranked second among CAR defensive lineman with 53 tackles, in addition to posting three sacks and 10 pressures...Helped defense limit opponents to less than 100 yards rushing in nine contests. **PRO BOWL (2/10)**...Selected to the Pro Bowl as a reserve...His first Pro Bowl appearance since 2003...Recorded two tackles in the game. **SEASON HIGHLIGHTS: (12/31 at NO)**...Split a sack of Jamie Martin with teammate Al Wallace. **(12/17 vs. PIT)**...Combined with Mike Rucker for an eight-yard sack of Ben Roethlisberger. **(11/13 vs. TB)**...Deflected two Bruce Gradkowski passes in the Monday Night win. **(10/29 vs. DAL)**...Brought down Tony Romo for an six-yard sack in the Sunday Night loss. **(9/17 at MIN)**...Dropped Brad Johnson for a six-yard sack.

2005 (CAR) Started season opener vs. NO (9/11) and suffered a season-ending injury in the third quarter...Posted two tackles...Placed on injured reserve (9/14).

2004 (CAR) Started the first four games of the season, contributed 12 tackles and one sack before being placed on injured reserve (10/13). **SEASON HIGHLIGHTS: (9/13 vs. GB)**...Produced a sack of Brett Favre.

2003 (CAR) Started all 16 regular-season games and ranked third among defensive linemen with 59 tackles...Registered five sacks, one forced fumble, one fumble recovery, eight quarterback hurries and three batted passes...First-team All-Pro by the *Associated Press*, *Football Digest* and *The*

Sporting News...All-NFL and All-NFC by *Pro Football Weekly*...Played in Pro Bowl for the second consecutive season and was named a starter for the first time...Blocked two kicks, one field goal and one extra point on special teams...Member of defensive line that ranked second in the NFL with 32.5 sacks and defensive unit that stood seventh in the league in sacks per pass attempts. **POSTSEASON:** Started all four playoff games...Recorded nine tackles, one sack, four quarterback hurries and one pass defended. **(1/3 vs. DAL)**...Collected one sack of Quincy Carter in NFC Wild Card game. **SEASON HIGHLIGHTS: (11/30 vs. PHI)**...Recorded two half-sacks of Donovan McNabb, combining with Al Wallace on the first and Mike Rucker on the second. **(11/16 vs. WAS)**...Tied career-high with two sacks, dropping Patrick Ramsey twice for a pair of six-yard losses. **(11/9 vs. TB)**...Brought down Brad Johnson for a 10-yard sack, forcing a fumble in the process. **(11/2 at HST)**...Recorded a season-high six tackles (three solo). **(10/26 at NO)**...Recovered a Deuce McAlister fumble in overtime after the ball was knocked loose by teammate Julius Peppers. **(9/28 vs. ATL)**...Notched a seven-yard sack of Doug Johnson while also deflecting a pass. **(9/14 at TB)**...Blocked two kicks, the first a 38-yard Martin Gramatica field goal attempt and the second, a Martin Gramatica extra point attempt with no time remaining in regulation to keep the score tied and force overtime.

2002 (CAR) Started 16 games at defensive tackle for the first time in his career...Established career-highs with 60 tackles, seven sacks, 24 quarterback hurries and four passes defended...Contributed one blocked field goal on special teams...Seven sacks ranked third among NFC defensive lineman and third on the team...Part of defensive line that ranked third in the NFL with 39 sacks...First-team All-Pro by the *Associated Press*...Second-team All-Pro by *Football Digest*...First-alternate for the Pro Bowl, and played in the game in place of injured Warren Sapp. **SEASON HIGHLIGHTS: (12/22 vs. CHI)**...Blocked a Paul Edinger 48-yard field goal attempt with no time left in the second quarter. **(10/27 vs. TB)**...Matched his career-high set one month earlier as he recorded two sacks of Rob Johnson, the first for seven and the second for zero yards. **(10/13 at DAL)**...Brought down Quincy Carter for a 10-yard sack. **(9/29 at GB)**...Set a career-high after sacking Brett Favre twice. **(9/15 vs. DET)**...After Joey Harrington had replaced Mike McMahon, deflected a Harrington pass into the waiting hands of teammate Mark Fields...Later sacked Mike McMahon for an eight-yard loss when McMahon re-entered the game. **(9/8 vs. BLT)**...Dropped Chris Redman for a three-yard sack.

2001 (CAR) Played in all 16 games with 11 starts as a rookie...Registered 52 tackles, two sacks, one fumble recovery and two quarterback hurries...Recorded starts in his first six NFL contests. **SEASON HIGHLIGHTS: (12/23**

vs. SL...Registered a three-yard sack of Kurt Warner. **(12/2 @ NO)**...Recovered an Aaron Brooks fumble on an aborted snap. **(11/25 vs. ATL)**...Notched the first sack of his career when he brought down Chris Chandler for a five yard loss. **(9/23 at ATL)**...Recorded a season-high seven tackles (four solo). **(9/9 at MIN)**...Made his NFL debut as he started and recorded one solo tackle.

BEFORE THE NFL

- ◇ Three-year starter at the University of Maryland, who started 27 of the 41 games he played during his career.
- ◇ Earned second-team All-ACC recognition as a senior, logging eight sacks and 18 quarterback pressures to go with 62 tackles, one forced fumble and one fumble recovery.
- ◇ Earned all-area and all-conference honors at Belleville HS...Team was 10-1 his senior season and won Division III state title his junior season in 1995.

OFF THE FIELD

- ◇ Majored in kinesiology at Maryland.
- ◇ Born Kristopher Rudy-Charles Jenkins.

- ◇ Lettered in basketball and track, qualifying for the state finals in the discus.
- ◇ Younger brother Cullen is a defensive end for the Green Bay Packers...Cullen and Kris were raised by a single father, Darome Jenkins.
- ◇ Married to Tashia Jenkins.
- ◇ Has three children, Kris Jr., Marcus and Jesse.
- ◇ Does extensive work with Life Pieces to Masterpieces, a non-profit program that teaches kids life lessons through art in Washington DC.
- ◇ Has an art company, shared with partner Lisa Jones, called Collective Vision which is located in the Washington DC area.
- ◇ Recently started the "Kris Jenkins Foundation", a nonprofit organization which he plans to take public.
- ◇ The first athlete profiled on ESPN the Magazine's Jock Chef, a video and print feature in which he cooked an egg white chicken omelet with spinach, tomatoes and truffle oil.

KRIS JENKINS' CAREER STATISTICS

Year/Tm	G/S	TT	S	A	Sk	Yds	Int	Yds	Lg	TD	PD	FF	FR	Yds	TD
01/CAR	16/11	52	36	16	2.0	8.0	-	-	-	-	-	-	1	0	-
02/CAR	16/16	60	36	24	7.0	43.0	-	-	-	-	4	-	-	-	-
03/CAR	16/16	59	41	18	5.0	35.5	-	-	-	-	3	1	1	0	-
04/CAR	4/4	12	8	4	1.0	9.0	-	-	-	-	-	-	-	-	-
05/CAR	1/1	2	0	2	-	-	-	-	-	-	-	-	-	-	-
06/CAR	16/16	53	35	18	3.0	16.5	-	-	-	-	2	-	-	-	-
07/CAR	16/15	52	37	15	2.5	20.5	-	-	-	-	1	-	-	-	-
08/NYJ	16/16	53	30	23	3.5	20.5	-	-	-	-	2	1	-	-	-
09/NYJ	6/6	15	12	3	-	-	-	-	-	-	-	-	-	-	-
NFL Tot	107/101	358	235	123	24.0	153.0	0	0	0	0	12	2	2	0	0
Jets Tot	22/22	68	42	26	3.5	20.5	0	0	0	0	2	1	0	0	0

Additional Statistics

Blocked Field Goals: 3 (career): 1 (2008); 1 (2003); 1 (2002).

Blocked PAT: 1 (2003).

Career Bests

Tackles: 8 (12/28/08 vs. MIA)

Solo Tackles: 5 (three times, last: 11/25/07 vs. NO)

Sacks: 2 (three times, last: 11/16/03 vs. WAS)

CAREER POSTSEASON STATISTICS

Year/Tm	G/S	TT	S	A	Sk	Yds	Int	Yds	Lg	TD	PD	FF	FR	Yds	TD
03/CAR	4/4	9	7	2	1.0	4.0	-	-	-	-	1	-	-	-	-
Totals	4/4	9	7	2	1.0	4.0	0	0	0	0	1	0	0	0	0



KRIS JENKINS GAME-BY-GAME

2009 New York Jets

Date	Opp	W/L	P	S	TT	S	A	Sk	Yds	Int	Yds	Lg	TD	PD	FF	FR	Yds	TD
9/13	at HST	W	1	1	1	0	1	-	-	-	-	-	-	-	-	-	-	-
9/20	NE	W	1	1	1	1	0	-	-	-	-	-	-	-	-	-	-	-
9/27	TEN	W	1	1	4	4	0	-	-	-	-	-	-	-	-	-	-	-
10/4	at NO	L	1	1	3	1	2	-	-	-	-	-	-	-	-	-	-	-
10/12	at MIA	L	1	1	3	3	0	-	-	-	-	-	-	-	-	-	-	-
10/18	BUF	L	1	1	3	3	0	-	-	-	-	-	-	-	-	-	-	-
10/20																		
Placed on Injured Reserve																		
2009 Totals			6	6	15	12	3	0.0	0	0	0	0	0	0	0	0	0	0

2008 New York Jets

Date	Opp	W/L	P	S	TT	S	A	Sk	Yds	Int	Yds	Lg	TD	PD	FF	FR	Yds	TD
9/7	at MIA	W	1	1	2	2	0	-	-	-	-	-	-	-	-	-	-	-
9/14	NE	L	1	1	5	2	3	1	5	-	-	-	-	-	-	-	-	-
9/22	at SD	L	1	1	1	0	1	-	-	-	-	-	-	-	-	-	-	-
9/28	ARZ	W	1	1	3	2	1	-	-	-	-	-	-	-	-	-	-	-
10/12	CIN	W	1	1	3	3	0	-	-	-	-	-	-	-	-	-	-	-
10/19	at OAK	L	1	1	3	2	1	-	-	-	-	-	-	-	-	-	-	-
10/26	KC	W	1	1	4	2	2	-	-	-	-	-	-	-	-	-	-	-
11/2	at BUF	W	1	1	3	2	1	1.5	8.5	-	-	-	-	-	-	-	-	-
11/9	SL	W	1	1	2	2	0	-	-	-	-	-	-	-	-	-	-	-
11/13	at NE	W	1	1	2	1	1	1	7	-	-	-	-	-	-	-	-	-
11/23	at TEN	W	1	1	2	2	0	-	-	-	-	-	-	1	-	-	-	-
11/30	DEN	L	1	1	2	1	1	-	-	-	-	-	-	-	-	-	-	-
12/7	at SF	L	1	1	5	1	4	-	-	-	-	-	-	-	1	-	-	-
12/14	BUF	W	1	1	3	1	2	-	-	-	-	-	-	-	-	-	-	-
12/21	at SEA	L	1	1	5	3	2	-	-	-	-	-	-	1	-	-	-	-
12/28	MIA	L	1	1	8	4	4	-	-	-	-	-	-	-	-	-	-	-
2008 Totals			16	16	53	30	23	3.5	20.5	0	0	0	0	2	1	0	0	0

2007 Carolina Panthers

Date	Opp	W/L	P	S	TT	S	A	Sk	Yds	Int	Yds	Lg	TD	PD	FF	FR	Yds	TD
9/9	at SL	W	1	1	1	1	0	-	-	-	-	-	-	-	-	-	-	-
9/16	HST	L	1	1	3	3	0	-	-	-	-	-	-	-	-	-	-	-
9/23	at ATL	W	1	1	4	3	1	1	10	-	-	-	-	-	-	-	-	-
9/30	TB	L	1	1	5	4	1	-	-	-	-	-	-	-	-	-	-	-
10/7	at NO	W	1	1	1	1	0	-	-	-	-	-	-	-	-	-	-	-
10/14	at ARZ	W	1	1	5	3	2	-	-	-	-	-	-	-	-	-	-	-
10/28	IND	W	1	1	4	2	2	-	-	-	-	-	-	-	-	-	-	-
11/4	at TEN	L	1	1	4	2	2	-	-	-	-	-	-	-	-	-	-	-
11/11	ATL	L	1	1	1	1	0	-	-	-	-	-	-	1	-	-	-	-
11/18	at GB	L	1	1	5	4	1	-	-	-	-	-	-	-	-	-	-	-
11/25	NO	L	1	1	6	5	1	-	-	-	-	-	-	-	-	-	-	-
12/2	SF	W	1	1	3	2	1	0.5	2.5	-	-	-	-	-	-	-	-	-
12/9	at JAX	L	1	1	3	2	1	-	-	-	-	-	-	-	-	-	-	-
12/16	SEA	W	1	1	3	2	1	1	8	-	-	-	-	-	-	-	-	-
12/22	DAL	L	1	0	4	2	2	-	-	-	-	-	-	-	-	-	-	-
12/30	at TB	W	1	1	0	0	0	-	-	-	-	-	-	-	-	-	-	-
2007 Totals			16	15	52	37	15	2.5	20.5	0	0	0	0	1	0	0	0	0

2006 Carolina Panthers

Date	Opp	W/L	P	S	TT	S	A	Sk	Yds	Int	Yds	Lg	TD	PD	FF	FR	Yds	TD
9/10	ATL	L	1	1	4	2	2	-	-	-	-	-	-	-	-	-	-	-
9/17	at MIN	L	1	1	5	4	1	1	6	-	-	-	-	-	-	-	-	-
9/24	at TB	W	1	1	1	0	1	-	-	-	-	-	-	-	-	-	-	-
10/1	NO	W	1	1	3	2	1	-	-	-	-	-	-	-	-	-	-	-
10/8	CLV	W	1	1	6	4	2	-	-	-	-	-	-	-	-	-	-	-
10/15	at BLT	W	1	1	2	2	0	-	-	-	-	-	-	-	-	-	-	-
10/22	at CIN	L	1	1	3	2	1	-	-	-	-	-	-	-	-	-	-	-
10/29	DAL	L	1	1	5	3	2	1	6	-	-	-	-	-	-	-	-	-
11/13	TB	W	1	1	2	1	1	-	-	-	-	-	-	2	-	-	-	-
11/19	SL	W	1	1	0	0	0	-	-	-	-	-	-	-	-	-	-	-
11/26	at WAS	L	1	1	5	4	1	-	-	-	-	-	-	-	-	-	-	-

Date	Opp	W/L	P	S	TT	S	A	Sk	Yds	Int	Yds	Lg	TD	PD	FF	FR	Yds	TD
12/4	at PHI	L	1	1	3	2	1	-	-	-	-	-	-	-	-	-	-	-
12/10	NYG	L	1	1	3	2	1	-	-	-	-	-	-	-	-	-	-	-
12/17	PIT	L	1	1	6	4	2	0.5	4	-	-	-	-	-	-	-	-	-
12/24	at ATL	W	1	1	1	0	1	-	-	-	-	-	-	-	-	-	-	-
12/31	at NO	W	1	1	4	3	1	0.5	0.5	-	-	-	-	-	-	-	-	-
2006 Totals			16	16	53	35	18	3.0	16.5	0	0	0	0	2	0	0	0	0

2005 Carolina Panthers

Date	Opp	W/L	P	S	TT	S	A	Sk	Yds	Int	Yds	Lg	TD	PD	FF	FR	Yds	TD
9/11	NO	L	1	1	2	0	2	-	-	-	-	-	-	-	-	-	-	-
9/14								Placed on Injured Reserve										
2005 Totals			1	1	2	0	2	0.0	0	0	0	0	0	0	0	0	0	0

2004 Carolina Panthers

Date	Opp	W/L	P	S	TT	S	A	Sk	Yds	Int	Yds	Lg	TD	PD	FF	FR	Yds	TD
9/13	GB	L	1	1	4	3	1	1	9	-	-	-	-	-	-	-	-	-
9/19	at KC	W	1	1	-	-	-	-	-	-	-	-	-	-	-	-	-	-
10/3	ATL	L	1	1	6	3	3	-	-	-	-	-	-	-	-	-	-	-
10/10	at DEN	L	1	1	2	2	-	-	-	-	-	-	-	-	-	-	-	-
10/13								Placed on Injured Reserve										
2004 Totals			4	4	12	8	4	1.0	9	0	0	0	0	0	0	0	0	0

2003 Carolina Panthers

Date	Opp	W/L	P	S	TT	S	A	Sk	Yds	Int	Yds	Lg	TD	PD	FF	FR	Yds	TD
9/7	JAX	W	1	1	4	3	1	-	-	-	-	-	-	-	-	-	-	-
9/14	at TB	W	1	1	3	2	1	-	-	-	-	-	-	1	-	-	-	-
9/28	ATL	W	1	1	4	4	-	1	7	-	-	-	-	1	-	-	-	-
10/5	NO	W	1	1	4	3	1	-	-	-	-	-	-	-	-	-	-	-
10/12	at IND	W	1	1	3	2	1	-	-	-	-	-	-	-	-	-	-	-
10/9	TEN	L	1	1	2	2	-	-	-	-	-	-	-	-	-	-	-	-
10/26	at NO	W	1	1	5	4	1	-	-	-	-	-	-	-	-	1	-	-
11/2	at HST	L	1	1	6	3	3	-	-	-	-	-	-	-	-	-	-	-
11/9	TB	W	1	1	5	3	2	1	10	-	-	-	-	-	-	1	0	-
11/16	WAS	W	1	1	4	4	-	2	12	-	-	-	-	-	-	-	-	-
11/23	at DAL	L	1	1	1	-	1	-	-	-	-	-	-	-	-	-	-	-
11/30	PHI	L	1	1	4	2	2	1	6.5	-	-	-	-	-	-	-	-	-
12/7	at ATL	L	1	1	5	4	1	-	-	-	-	-	-	-	-	-	-	-
12/14	at ARZ	W	1	1	4	2	2	-	-	-	-	-	-	-	-	-	-	-
12/21	DET	W	1	1	3	3	-	-	-	-	-	-	-	-	-	-	-	-
12/28	at NYG	W	1	1	2	-	2	-	-	-	-	-	-	1	-	-	-	-
2003 Totals			16	16	59	41	18	5	35.5	0	0	0	0	3	0	2	0	0

2003 Postseason

Date	Opp	W/L	P	S	TT	S	A	Sk	Yds	Int	Yds	Lg	TD	PD	FF	FR	Yds	TD
1/3	DAL	W	1	1	2	2	-	1	4	-	-	-	-	1	-	-	-	-
1/10	at SL	W	1	1	2	2	-	-	-	-	-	-	-	-	-	-	-	-
1/18	at PHI	W	1	1	1	-	1	-	-	-	-	-	-	-	-	-	-	-
2/1	at NE	L	1	1	4	3	1	-	-	-	-	-	-	-	-	-	-	-
Totals			4	4	9	7	2	1	4	0	0.0	0	0	1	0	0	0	0

2002 Carolina Panthers

Date	Opp	W/L	P	S	TT	S	A	Sk	Yds	Int	Yds	Lg	TD	PD	FF	FR	Yds	TD
9/8	BLT	W	1	1	3	1	2	1	3	-	-	-	-	-	-	-	-	-
9/15	DET	W	1	1	3	3	-	1	8	-	-	-	-	1	-	-	-	-
9/22	at MIN	W	1	1	2	1	1	-	-	-	-	-	-	-	-	-	-	-
9/29	at GB	L	1	1	4	3	1	2	15	-	-	-	-	-	-	-	-	-
10/6	ARZ	L	1	1	4	2	2	-	-	-	-	-	-	-	-	-	-	-
10/13	at DAL	L	1	1	2	1	1	1	10	-	-	-	-	-	-	-	-	-
10/20	at ATL	L	1	1	3	2	1	-	-	-	-	-	-	-	-	-	-	-
10/27	TB	L	1	1	6	5	1	2	7	-	-	-	-	-	-	-	-	-
11/10	NO	L	1	1	4	3	1	-	-	-	-	-	-	-	-	-	-	-
11/17	at TB	L	1	1	5	2	3	-	-	-	-	-	-	1	-	-	-	-
11/24	ATL	L	1	1	4	3	1	-	-	-	-	-	-	-	-	-	-	-
12/1	at CLV	W	1	1	3	1	2	-	-	-	-	-	-	-	-	-	-	-
12/8	CIN	W	1	1	5	4	1	-	-	-	-	-	-	-	-	-	-	-

Date	Opp	W/L	P	S	TT	S	A	Sk	Yds	Int	Yds	Lg	TD	PD	FF	FR	Yds	TD
12/15	at PIT	L	1	1	4	1	3	-	-	-	-	-	-	-	-	-	-	-
12/22	CHI	W	1	1	3	1	2	-	-	-	-	-	-	1	-	-	-	-
12/29	at NO	W	1	1	5	3	2	-	-	-	-	-	-	1	-	-	-	-
2002 Totals			16	16	60	36	24	7.0	43	0	0	0	0	4	0	0	0	0

2001 Carolina Panthers

Date	Opp	W/L	P	S	TT	S	A	Sk	Yds	Int	Yds	Lg	TD	PD	FF	FR	Yds	TD
9/9	at MIN	W	1	1	1	1	-	-	-	-	-	-	-	-	-	-	-	-
9/23	at ATL	L	1	1	7	4	3	-	-	-	-	-	-	-	-	-	-	-
9/30	GB	L	1	1	1	1	-	-	-	-	-	-	-	-	-	-	-	-
10/7	at SF	L	1	1	2	2	-	-	-	-	-	-	-	-	-	-	-	-
10/14	NO	L	1	1	1	1	-	-	-	-	-	-	-	-	-	-	-	-
10/21	at WAS	L	1	1	3	3	-	-	-	-	-	-	-	-	-	-	-	-
10/28	NYJ	L	1	0	6	4	2	-	-	-	-	-	-	-	-	-	-	-
11/4	at MIA	L	1	0	3	1	2	-	-	-	-	-	-	-	-	-	-	-
11/11	at SL	L	1	0	4	1	3	-	-	-	-	-	-	-	-	-	-	-
11/18	SF	L	1	0	4	2	2	-	-	-	-	-	-	-	-	-	-	-
11/25	ATL	L	1	0	2	1	1	1	5	-	-	-	-	-	-	-	-	-
12/2	at NO	L	1	1	6	5	1	-	-	-	-	-	-	-	-	1	0	-
12/9	at BUF	L	1	1	3	3	-	-	-	-	-	-	-	-	-	-	-	-
12/23	SL	L	1	1	3	3	-	1	3	-	-	-	-	-	-	-	-	-
12/30	ARZ	L	1	1	-	-	-	-	-	-	-	-	-	-	-	-	-	-
1/6	NE	L	1	1	6	4	2	-	-	-	-	-	-	-	-	-	-	-
2001 Totals			16	11	52	36	16	2.0	8	0	0	0	0	0	0	1	0	0



81
TIGHT END

DUSTIN KELLER

6-2 / 248 / PURDUE
25 years old (as of opening weekend)

Lafayette, IN/Jefferson HS
EXPERIENCE: NFL: 3 / Jets: 3rd
ACQUIRED: D1b (30), 2008 NFL Draft

CAREER HIGHLIGHTS

- ◇ Has appeared in every game since becoming a first-round pick in 2008 and has made starts in 18 of those 32 contests...Has posted career numbers of 93 receptions for 1,057 yards and five touchdowns in the regular season and 12 receptions for 181 yards in his three postseason games.
- ◇ Tied with Wesley Walker for the most postseason receiving touchdowns in team history (three) and is one behind Freeman McNeil (four) for most postseason touchdowns in the history of the franchise.
- ◇ Scored a touchdown in all three of the Jets' postseason games in 2009, becoming the first player in franchise history with touchdowns in three-consecutive postseason games.

CAREER TRANSACTIONS

- ◇ 4/26/08, NYJ, D1b (30)

SEASON-BY-SEASON REVIEW

2009 (JETS) Played in all 16 games with starts in 12 of those contests...Gained 522 yards and two touchdowns receiving on 45 receptions and another seven yards on his first-career rushing attempt...Made his postseason debut

and added another 181 yards and three touchdowns on his 12 postseason receptions. **POSTSEASON:** Appeared in all three postseason games making the start in one...Caught 12 passes for 181 yards and three touchdowns...Became the first player in Jets' postseason history to record a touchdown in three consecutive postseason games and tied Wesley Walker for the most receiving touchdown in Jets' postseason history. **(1/24 at IND)**...Scored a touchdown for the third consecutive postseason game when he hauled in a nine-yard scoring pass from Mark Sanchez on third-and-seven to give the Jets an eight-point lead...Set a postseason career-high with six receptions for 63 yards...Tied Wesley Walker for the most postseason receiving touchdowns in New York Jets history and became the only Jet to score touchdowns in three consecutive postseason games. **(1/17 at SD)**...Gave the Jets their first lead of the game when he reeled in a two-yard touchdown pass from Mark Sanchez to make the score 10-7 early in the fourth quarter...Collected three receptions for 19 yards total in the game...His receiving touchdowns in back-to-back postseason games marked the first time a Jet has accomplished the feat since Wesley Walker did it in at CIN and at LAA in the 1983 postseason. **(1/9 at CIN)**...Played and started in his first postseason contest...Received a game ball after finished the game with three receptions for 99 yards

and a touchdown, including a pair of 40-yard catches...Broke a 7-7 tie in the second quarter when he pulled in a 45-yard pass from Mark Sanchez, tip-toeing the sidelines before scoring...Added another 43-yard reception in the fourth quarter that brought the ball deep into CIN territory to help set up a field goal and a 10-point lead...His 99 yards receiving are the most by a Jet tight end in the postseason since Mickey Shuler collected 116 yards vs. BUF, 12/27/81. **SEASON HIGHLIGHTS: (12/27 at IND)**...Named a game captain prior to the contest and capped a Marques Douglas fumble-recovery touchdown with a two-point conversion pass from Mark Sanchez that put the Jets up by three late in the fourth quarter. **(11/15 vs. JAX)**...Caught back-to-back passes for 23 and 19 yards to help set up a field goal on the Jets' final first half drive...Finished the game with six receptions for 58 yards...Recorded the first rushing attempt of his career when he took an end-around handoff from Thomas Jones for seven yards. **(11/1 vs. MIA)**...Led the team in receiving yards and receptions when he tied his career-high with eight receptions for 76 yards and a touchdown, a 16-yard connection with Mark Sanchez late in the fourth to pull within five points. **(9/20 vs. NE)**...Scored the game's only touchdown when he pulled in a nine-yard pass from Mark Sanchez on the opening drive of the second half...On the next drive, converted on a third-and-nine with a nine-yard catch that helped set up a field goal, giving the Jets a four-point lead. **(9/13 at HST)**...Registered a season-high 94 yards receiving on four receptions in the season opener...Forced a fumble after Mark Sanchez was intercepted, which was recovered by HST and returned for a touchdown...Reeled in an 18-yard pass on third-and-10 to continue a drive that led the game's first points...Converted on third down again with a season-high 40-yard reception that set up a touchdown one play later to put the cap on the 17-point win.

2008 (JETS) Played in all 16 games in his rookie season making six starts...Collected 48 receptions for 535 yards and three touchdowns...Finished second among all rookie tight ends in receptions and receiving yards and third in touchdowns...Led all tight ends after converting 100 percent of his third-down receptions into first downs. **SEASON HIGHLIGHTS: (11/30 vs. DEN)**...Returned a short kickoff nine yards for the first kickoff return of his career...Added seven receptions and 77 yards receiving to lead the team. **(11/13 at NE)**...Recorded a career-best eight receptions for 87 yards in the overtime Thursday Night win...Converted on a third-and-eight on the opening drive with a 20-yard catch to set up the game's first touchdown...Converted third-down receptions into first downs five times total in the game including twice on the game-winning drive in overtime...Hauled in a 16-yard catch on third-and-15 in overtime and later converted with a four-yard reception on third-and-one before a 34-yard field goal gave the Jets the victory. **(11/9 vs. SL)**...Reeled in six catches for 107 yards in a touchdown to lead all receivers...Recorded

his first career 100-yard game...Pulled in a 54-yard pass from Brett Favre for the longest reception of his career. **(9/28 vs. ARZ)**...Notched touchdowns in consecutive games as his 24-yard scoring catch from Brett Favre accounted for the final score in the 21-point win...Caught the sixth touchdown pass of the game from Favre, tying Joe Namath for most touchdown passes by a Jet in a single game. **(9/22 at SD)**...Scored the first touchdown of his career when he hauled in a 13-yard reception from Brett Favre in the fourth quarter during Monday Night Football. **(9/14 vs. NE)**...Pulled in his first-career reception, a 19-yard pass from Brett Favre on third-and-six that set up a Jets touchdown three plays later early in the fourth quarter. **(9/7 at MIA)**...Appeared in his first NFL game but had his first-career reception wiped out by an offensive holding call.

BEFORE THE NFL

- ◇ Played in 46 games at Purdue making starts in 26 of the contests...finished his career with 142 receptions for 1,882 yards and 16 touchdowns.
- ◇ Received honorable mention All-American by *Pro Football Weekly* in 2007, and was named second-team All-Big Ten, as well as team MVP as he caught 68 passes for 881 yards and seven touchdowns.
- ◇ In 2006, earned honorable-mention All-Conference after making 12 starts and finishing with 56 receptions for 771 yards and four touchdowns.
- ◇ Initially enrolled at Purdue as a wide receiver before making the switch to tight end in 2004.
- ◇ As a senior at Jefferson (IN) HS, Keller set state records with 113 receptions for 1,804 yards and 22 touchdowns, earning first-team All-State honors...He also was the runner-up for the state's Top Receiver Award and a "Mr. Football" finalist...Named Area Co-Offensive Player of the Year by the *Journal & Courier*.

OFF THE FIELD

- ◇ Majored in Organizational Leadership and Supervision at Purdue.
- ◇ Son of Maureen and the late Willie Keller, Jr.
- ◇ Father played basketball at Minnesota State University Moorhead, mother and grandmother, Linda Orr, are Purdue graduates...Grandfather, Dale Mulvey, played on the 1952 Purdue team that won the Big-Ten football championship.
- ◇ Brothers, Dwight and Drew, also attended Purdue and brothers, Damien and Duran, currently attend Purdue.
- ◇ Great-grandfather, Robert P. Siskind, was an electrical engineering professor at Purdue.
- ◇ Participated in basketball and track and field in HS... Captured state high jump championship as senior, clearing 6-9 in a steady rain, after finishing second his junior year with a personal-best of 6-10.



◇ Attended Project Hope at Times Square Church in Manhattan in 2008 to greet and support U.S. military members and underprivileged youth.

◇ Attended the Jets Taste of the NFL in New York City dedicated to fighting hunger in the New York metropolitan area.

◇ Honored as the Jets 2010 Hometown Hero by the United Way for his commitment to the community.

DUSTIN KELLER'S CAREER STATISTICS

Yr/Tm	G/S	Rec	Yds	Avg	Lg	TD
08/NYJ	16/6	48	535	11.1	54	3
09/NYJ	16/12	45	522	11.6	40	2
Totals	32/18	93	1057	11.4	54	5

Additional Statistics

Rushing: 1-7 (Career): 1-7 (2009).

Kickoff Returns: 1-9 (Career): 1-9 (2008).

Career Bests

Receptions: 8 (twice, last 11/01/09 vs. MIA)

Receiving Yards: 107 (11/9/08 vs. SL)

Longest Reception: 54 (11/9/08 vs. SL)

Receiving Touchdowns: 1 (five times, last 11/1/09 vs. MIA)

Longest Rush: 7 (11/15/09 vs. JAX)

CAREER POSTSEASON STATISTICS

Yr/Tm	G/S	Rec	Yds	Avg	Lg	TD
09/NYJ	3/1	12	181	15.1	45t	3
Totals	3/1	12	181	15.1	45t	3

Career Postseason Bests

Receptions: 6 (1/24/10 at IND)

Receiving Yards: 99 (1/9/10 at CIN)

Longest Reception: 45t (1/9/10 at CIN)

Receiving Touchdowns: 1 (three times, last 1/24/10 at IND)

DUSTIN KELLER GAME-BY-GAME

2009 New York Jets

Date	Opp	W/L	GP	GS	Rec	Yds	Avg	Lg	TD
9/13	at HST	W	1	1	4	94	23.5	40	0
9/20	NE	W	1	1	3	22	7.3	9	1
9/27	TEN	W	1	1	2	24	12	18	0
10/4	at NO	L	1	1	3	31	10.3	23	0
10/12	at MIA	L	1	0	-	-	-	-	-
10/18	BUF	L	1	1	2	16	8	11	0
10/25	at OAK	W	1	0	1	26	26	26	0
11/1	MIA	L	1	1	8	76	9.5	16t	1
11/15	JAX	L	1	1	6	58	9.7	23	0
11/22	at NE	L	1	1	3	38	12.7	21	0
11/29	CAR	W	1	1	4	68	17	22	0
12/3	at BUF	W	1	1	1	5	5	5	0
12/13	at TB	W	1	0	1	3	3	3	0
12/20	ATL	L	1	1	3	33	11	13	0
12/27	at IND	W	1	1	3	19	6.3	8	0
1/3	CIN	W	1	0	1	9	9	9	0
2009 Totals			16	12	45	522	11.6	40	2

2009 Postseason

Game	Opp	W/L	GP	GS	Rec	Yds	Avg	Lg	TD
1/9	at CIN	W	1	1	3	99	33.0	45t	1
1/17	at OAK	W	1	0	3	19	6.3	13	1
1/24	at IND	L	1	0	6	63	10.5	19	1
Totals			3	1	12	181	15.1	45t	3

2008 New York Jets

Date	Opp	W/L	GP	GS	Rec	Yds	Avg	Lg	TD
9/7	at MIA	W	1	0	-	-	-	-	-
9/14	NE	L	1	0	1	19	19.0	19	0
9/22	at SD	L	1	0	4	41	10.3	14	1
9/28	ARZ	W	1	1	1	24	24.0	24t	1
10/12	CIN	W	1	0	-	-	-	-	-
10/19	at OAK	L	1	0	1	6	6.0	6	0
10/26	KC	W	1	1	4	38	9.5	23	0
11/2	at BUF	W	1	1	2	19	9.5	15	0
11/9	SL	W	1	1	6	107	17.8	54	1
11/13	at NE	W	1	0	8	87	10.9	20	0
11/23	at TEN	W	1	0	6	42	7.0	16	0
11/30	DEN	L	1	0	7	77	11.0	20	0
12/7	at SF	L	1	1	2	14	7.0	9	0
12/14	BUF	W	1	1	3	35	11.7	20	0
12/21	at SEA	L	1	0	1	2	2.0	2	0
12/28	MIA	L	1	0	2	24	12.0	15	0
2008 Totals			16	6	48	535	11.1	54	3



56
LINEBACKER

LANCE LAURY

6-2 / 237 / South Carolina
28 years old (as of opening weekend)
Hopkins, SC/Lower Richland (SC) HS
EXPERIENCE: NFL: 5 / Jets: 1st
ACQUIRED: FA (3/19/10)
ENTERED NFL: Undrafted FA, SEA (5/1/06)

CAREER HIGHLIGHTS

- ◇ Earned playing time in 56 NFL games in four seasons with Seattle and has registered a forced fumble and 63 tackles on special teams.
- ◇ Collected four special team tackles in four postseason games.
- ◇ Named NFC Special Teams Player of the Week vs. CIN (9/23/07), after he recorded two tackles and a forced fumble.

CAREER TRANSACTIONS

- ◇ 3/19/10, NYJ, Signed FA
- ◇ 5/1/06, SEA, Signed, Undrafted FA

SEASON-BY-SEASON REVIEW

2009 (SEA) Played in all 16 games and led the team with 21 special teams tackles (15 solo) and also recorded a defensive tackle. **SEASON HIGHLIGHTS: (9/13 vs. SL)**...Recorded a tackle and a forced fumble on special teams.

2008 (SEA) Played in all 16 games, with all of his playing time coming on special teams...Finished the season with 13 tackles.

2007 (SEA) Earned playing time in all 16 contests for the first time in his career and finished second on the team with

18 special teams tackles and one forced fumble. **SEASON HIGHLIGHTS: (9/23 vs. CIN)**...Earned NFC Special Teams Player of the Week honors after he recorded two tackles and forced a fumble that was recovered by teammate Deon Grant with 54 seconds remaining to secure the Seahawks, 24-21 victory.

2006 (SEA) Secured a roster spot as an undrafted free agent and earned playing time in eight contests...Finished the season with 11 special teams tackles.

BEFORE THE NFL

- ◇ Played in 11 games as a senior and was second on the team with 69 tackles.
- ◇ In 2003, was slowed by knee surgery and finished with 59 tackles.
- ◇ Selected as a Freshman All-America by *The Sporting News* following a 90-tackle season despite missing two games.

OFF THE FIELD

- ◇ Prepped at Lower Richland (SC) High and named all-conference in 1999 and 2000.
- ◇ Majored in hotel, restaurant and tourism management.
- ◇ Attended the Jets Taste of the NFL in New York City dedicated to fighting hunger in the New York metropolitan area.

LANCE LAURY'S CAREER STATISTICS

Year/Tm	G/S	TT	S	A	Sk	Yds	Int	Yds	Lg	TD	PD	FF	FR	Yds	TD
06/SEA	8/0	-	-	-	-	-	-	-	-	-	-	-	-	-	-
07/SEA	16/0	1	1	0	0	0	0	0	0	0	0	0	0	0	0
08/SEA	16/0	-	-	-	-	-	-	-	-	-	-	-	-	-	-
09/SEA	16/0	-	-	-	-	-	-	-	-	-	-	-	-	-	-
Totals	56/0	1	1	0	0	0	0	0	0	0	0	0	0	0	0

Additional Statistics

Special Teams Stats: 63 Career: 21 (2009); 13 (2008); 18 (2007); 11 (2006)

Special Teams Forced Fumbles: 2 Career: 1 (2009); 1 (2007)

Career Bests

Tackles: 1 (12/30/07 at ATL)

CAREER POSTSEASON STATISTICS

Year/Tm	G/S	TT	S	A	Sk	Yds	Int	Yds	Lg	TD	PD	FF	FR	Yds	TD
06/SEA	2/0	-	-	-	-	-	-	-	-	-	-	-	-	-	-
07/SEA	2/0	-	-	-	-	-	-	-	-	-	-	-	-	-	-
Totals	4/0	-	-	-	-	-	-	-	-	-	-	-	-	-	-

Additional Statistics

Special Teams Stats: 4 Career: 2 (2007); 2 (2006)


36
SAFETY

JIM LEONHARD
5-8 / 186 / Wisconsin
27 years old (as of opening weekend)
Ladysmith, WI/Flambeau HS
EXPERIENCE: NFL: 6 / Jets: 2nd
ACQUIRED: UFA (BLT, 3/3/09)
ENTERED NFL: Undrafted FA (BUF, 4/29/05)
CAREER HIGHLIGHTS

- ◇ A veteran of 70 NFL games with 36 starts...Recorded 239 tackles, 3.5 sacks, four interceptions, 15 passes defended and one touchdown, which he scored on a 35-yard interception return at CIN, 11/30/08...Recorded 19 special teams tackles.
- ◇ Recorded 499 yards on 52 punt returns (9.6 avg.) and 256 yards on 12 kickoff returns (21.3 avg.).
- ◇ Saw action in six postseason contests, all starts, and recorded 38 tackles, 1.5 sacks, two interceptions, three passes defended, one forced fumble and three fumble recoveries...Returned nine punts for 115 yards (12.8 avg.).
- ◇ Registered his first NFL start at NYJ, 12/10/06, recording five tackles and another stop on special teams.
- ◇ Only undrafted rookie to make the Bills 2005 opening day 53-man roster.

CAREER TRANSACTIONS

- ◇ 3/3/09, NYJ, Signed, UFA (BLT)
- ◇ 4/28/08, BLT, Signed, FA
- ◇ 9/13/06, BUF, Signed, FA
- ◇ 9/2/06, BUF, Waived
- ◇ 4/29/05, BUF, Signed, Undrafted FA

SEASON-BY-SEASON REVIEW

2009 (JETS) Started all 16 games and served as the signal caller for the the NFL's best defense in 2009...Finished the season third on the team with 95 tackles and recorded 2.5 sacks, one interception, seven passes defended and one forced fumble...During the postseason, he notched the second-most tackles on the team with 22 and added one sack, one interception, four passes defended, one forced fumble and one fumble recovery. **POSTSEASON: (Divisional: 1/17 at SD)**...Intercepted Philip Rivers at the end of the third quarter and returned the ball 11 yards to the SD 16-yard line...The interception led to a four-play, 16-yard touchdown drive. **(Wild Card: 1/9 at CIN)**...Strip-sacked Carson Palmer...**SEASON HIGHLIGHTS: (1/3 vs. CIN)**...Strip-sacked J.T. O'Sullivan...The fumble led to the final score of the Jets' 37-0 victory, a two-yard touchdown run by Thomas Jones. **(11/15 vs. JAX)**...Sacked David Garrard

and recorded seven tackles. Started at safety... **(11/1 vs. MIA)**...Played a major role in a Jets' defensive effort that allowed 104 net yards, the fourth-lowest total in franchise history...Combined with Bryan Thomas to sack Ronnie Brown...Averaged 9.0 yards on five punt returns. **(10/25 at OAK)**...Intercepted JaMarcus Russell in the first quarter and returned it for a career-long 44 yards...The play led to the Jets' second touchdown in route to a 38-0 victory. **(10/12 at MIA)**...Led the team, along with Bart Scott, with 12 total tackles...Averaged 9.7 yards on three punts returns. **(9/27 vs. TEN)**...Recorded a 37-yard punt return, the longest punt return by a Jet since Leon Washington's 37-yard return versus KC on 10/26/08...finished with 51 yards on three returns. **(9/20 vs. NE)**...Spearheaded a defensive effort that did not allow an offensive touchdown for the second consecutive game...Tied for the team lead with nine total tackles.

2008 (BLT) Played in all 16 games, with a career-high 13 starts for the NFL's second-ranked defense and posted a career-high 85 tackles, his first-career sack, six passes defended and one interception...He assumed the starting role after an injury sidelined starter Dawan Landry in Week Two... He also returned 20 punts for 232 yards and eight kickoffs for 163 yards. **POSTSEASON:** Started all three postseason games and finished third on the Ravens' defense with 16 tackles, 0.5 sacks, one interception, one pass defended, one forced fumble and two fumble recoveries...Recorded nine punt returns for 115 yards. **(1/18/09 at PIT)**...Reeled off a 45-yard punt return in the AFC Championship Game. **(1/4/09 at MIA)**...Intercepted Chad Pennington and also split a sack of Pennington with Haruki Nakamura in AFC Wild Card Game. **SEASON HIGHLIGHTS: (11/30 at CIN)**...Posted an interception of Jordan Palmer, which he returned 35 yards for his first-career touchdown. **(10/26 vs. OAK)**...Returned four punts for 63 yards, including a career-long 46-yarder. **(10/19 at MIA)**...Led the secondary with nine solo tackles (career high for solo tackles). **(9/29 at PIT)**...Made his first start of the season for an injured Dawan Landry and had six tackles. **(9/21 vs. CLV)**...Recorded his first career sack, a loss of seven yards on Derek Anderson...Also returned three kickoffs for 78 yards and a punt for 21 yards.

2007 (BUF) Saw action in 13 games (missed three games with a calf injury), including a then career-best six starts...

Recorded a career-high 51 tackles, including 40 solo and his first-career interception, as well as two passes defended and five special teams tackles on the year. **SEASON HIGHLIGHTS: (12/30 at PHI)**...Started and finished with six tackles (all solo) in the season finale. **(12/16 at CLV)**...Recorded six tackles on defense...Also registered two kickoff returns for 32 yards (16.0 avg.) and two punt returns for 18 yards. **(9/16 at PIT)**...Posted seven tackles and one interception of Ben Roethlisberger, which he returned 24 yards. **(9/9 vs. DEN)**...Tied for the team lead with a career-high 11 tackles and intercepted Jay Cutler, the first of his career, returning it 36 yards.

2006 (BUF) Played in 15 games, including his first-career start...Finished the season with six tackles (four solo) from scrimmage and established a then career high with nine special teams tackles. **SEASON HIGHLIGHTS: (12/10 at NYJ)**...Made his first-career start and recorded five tackles on defense and added another stop on special teams. **(12/3 vs. SD)**...Posted one special teams tackle and recorded a career-long 32-yard punt return, setting up a Bills touchdown. **(11/12 at IND)**...Led the team with two special teams tackles and recorded an 18-yard kickoff return on a lateral from Terrence McGee.

2005 (BUF) Saw action in 10 games after making the team as an undrafted free agent...Recorded four special teams tackles and two tackles from scrimmage as a rookie... **SEASON HIGHLIGHTS: (12/24 at CIN)**...Saw action from scrimmage and played on special teams, returning his first-career kickoff for 36 yards...Also saw action from scrimmage, but did not record a tackle. **(11/27 vs. CAR)**...Played on special teams and registered three tackles. **(10/2 at NO)**...Played in his first-career game on special teams, but did not record a tackle.

BEFORE THE NFL

- ◇ Played in 51 games, including 39 starts during his four-year career at Wisconsin.
- ◇ Started every game his last three seasons and was a four-year letterman for the Badgers, finishing his career with 281 total tackles, ranking 21st in UW history.
- ◇ Tied UW record with 21 interceptions, tied for fourth-most in Big Ten history...Ranked fourth in school history with 50 passes defended.
- ◇ Big Ten career leader in punt return yardage (1,347), with 105 punt returns placing him third in league history...Fourth player in school history with three-career punt returns for touchdowns.
- ◇ Two-time first-team All-State selection, who captained Flambeau HS (Tony, WI) as a junior and senior.
- ◇ Recorded eight interceptions and 120 tackles, earning team MVP honors as a senior.

OFF THE FIELD

- ◇ Majored in kinesiology at Wisconsin.
- ◇ Married to the former Katie Childs.
- ◇ Born James Andrews Leonhard.
- ◇ Runs Jim Leonhard Football Skills Camp for high school players each June at Flambeau HS (began in 2008).

Jim Leonhard's Career Interceptions (6)

6.	#1/17/10	at SD	Philip Rivers
5.	10/25/09	at OAK	JaMarcus Russell
4.	#1/4/09	at MIA	Chad Pennington
3.	*11/30/08	at CIN	Jordan Palmer
2.	9/16/07	at PIT	Ben Roethlisberger
1.	9/9/07	vs. DEN	Jay Cutler

#=Postseason

*=Returned for a TD



JIM LEONHARD'S CAREER STATISTICS

Year/Tm	G/S	TT	S	A	Sk	Yds	Int	Yds	Lg	TD	PD	FF	FR	Yds	TD
05/BUF	10/0	2	1	1	0.0	0.0	0	0	0	0	0	0	0	0	0
06/BUF	15/1	6	4	2	0.0	0.0	0	0	0	0	0	0	1	0	0
07/BUF	13/6	51	40	11	0.0	0.0	2	60	36	0	2	0	0	0	0
08/BAL	16/13	85	61	24	1.0	7.0	1	35	35	1	6	0	1	0	0
09/NYJ	16/16	95	48	47	2.5	29.5	1	44	44	0	7	1	0	0	0
Totals	70/36	239	154	85	3.5	36.5	4	139	44	1	15	1	2	0	0

Additional Statistics

Special Teams Tackles: 19 (career); 1 (2008); 5 (2007); 9 (2006); 4 (2005)

Punt Returns: 52-499, 9.6 per return (Career); 21-173, 8.2 per return (2009); 20-232, 11.6 per return (2008); 4-36, 9.0 per return (2007); 7-58, 8.3 per return (2006)

Kickoff Returns: 12-256, 21.3 per return (Career); 1-7, 7.0 per return (2009); 8-163, 20.4 per return (2008); 2-32 (2007); 0-18 (2006); 1-36 (2005)

Fumbles/Fumbles Lost (Punt Returns): 4/0 (Career); 1/0 (2008); 1/0 (2007); 2/0 (2006)

Career Bests

Tackles: 12 (twice, last at NE, 11/22/09)

Solo Tackles: 9 (at MIA, 10/19/08)

Interceptions: 1 (four times, last at OAK, 10/25/09)

Sacks: 1 (three times vs. CIN, 1/3/09)

CAREER POSTSEASON STATISTICS

Year/Tm	G/S	TT	S	A	Sk	Yds	Int	Yds	Lg	TD	PD	FF	FR	Yds	TD
08/BAL	3/3	16	14	2	0.5	5.0	1	20	20	0	1	1	2	-	-
09/NYJ	3/3	22	14	8	1.0	18.0	1	11	11	0	4	0	1	5	0
Totals	6/6	38	30	10	1.5	23.0	2	31	20	0	5	1	3	5	0

Additional Statistics

Punt Returns: 9-115, 12.8 per return

Special Teams Fumbles Recovered: 1-0

JIM LEONHARD GAME-BY-GAME

2009 New York Jets

Date	Opp	W/L	P	S	TT	S	A	Sk	Yds	Int	Yds	Lg	TD	PD	FF	FR	Yds	TD
9/13	at HST	W	1	1	4	2	2	-	-	-	-	-	-	-	-	-	-	-
9/20	NE	W	1	1	9	3	6	-	-	-	-	-	-	-	-	-	-	-
9/27	TEN	W	1	1	4	3	1	-	-	-	-	-	-	1	-	-	-	-
10/4	at NO	L	1	1	6	3	3	-	-	-	-	-	-	-	-	-	-	-
10/12	at MIA	L	1	1	12	3	9	-	-	-	-	-	-	-	-	-	-	-
10/18	BUF	L	1	1	5	3	2	-	-	-	-	-	-	1	-	-	-	-
10/25	at OAK	W	1	1	7	4	3	-	-	1	44	44	0	2	-	-	-	-
11/1	MIA	L	1	1	4	3	1	0.5	4.5	-	-	-	-	-	-	-	-	-
11/15	JAX	L	1	1	7	3	4	1	9	-	-	-	-	2	-	-	-	-
11/22	at NE	L	1	1	12	5	7	-	-	-	-	-	-	-	-	-	-	-
11/29	CAR	W	1	1	6	6	0	-	-	-	-	-	-	-	-	-	-	-
12/3	at BUF	W	1	1	2	0	2	-	-	-	-	-	-	-	-	-	-	-
12/13	at TB	W	1	1	2	1	1	-	-	-	-	-	-	-	-	-	-	-
12/20	ATL	L	1	1	5	4	1	-	-	-	-	-	-	1	-	-	-	-
12/27	at IND	W	1	1	6	3	3	-	-	-	-	-	-	-	-	-	-	-
1/3	CIN	W	1	1	4	2	2	1	16	-	-	-	-	-	1	-	-	-
2009 Totals			16	16	95	48	47	2.5	29.5	1	44	44	0	7	1	0	0	0

Punt Returns

Date	Opp	W/L	No	Yds	Avg	FC	Lg	TD	No	Yds	Avg	Lg	TD
9/13	at HST	W	1	18	18.0	2	18	0	0	0	0.0	0	0
9/20	NE	W	2	25	12.5	2	16	0	0	0	0.0	0	0
9/27	TEN	W	3	51	17.0	2	37	0	0	0	0.0	0	0
10/4	at NO	L	0	0	0.0	3	0	0	0	0	0.0	0	0

Kickoff Returns

Date	Opp	W/L	No	Yds	Avg	Lg	TD
9/13	at HST	W	1	18	18.0	2	18
9/20	NE	W	2	25	12.5	2	16
9/27	TEN	W	3	51	17.0	2	37
10/4	at NO	L	0	0	0.0	3	0

Date	Opp	W/L	Punt Returns							Kickoff Returns					
			No	Yds	Avg	FC	Lg	TD	No	Yds	Avg	Lg	TD		
10/12	at MIA	L	3	29	9.7	0	10	0	1	7	7.0	7	0		
10/18	BUF	L	5	1	0.2	1	1	0	0	0	0.0	0	0		
10/25	at OAK	W	2	4	2.0	2	2	0	0	0	0.0	0	0		
11/1	MIA	L	5	45	9.0	1	13	0	0	0	0.0	0	0		
11/15	JAX	L	0	0	0.0	0	0	0	0	0	0.0	0	0		
11/22	at NE	L	0	0	0.0	0	0	0	0	0	0.0	0	0		
11/29	CAR	W	0	0	0.0	0	0	0	0	0	0.0	0	0		
12/3	at BUF	W	0	0	0.0	0	0	0	0	0	0.0	0	0		
12/13	at TB	W	0	0	0.0	0	0	0	0	0	0.0	0	0		
12/20	ATL	L	0	0	0.0	0	0	0	0	0	0.0	0	0		
12/27	at IND	W	0	0	0.0	0	0	0	0	0	0.0	0	0		
1/3	CIN	W	0	0	0.0	0	0	0	0	0	0.0	0	0		
2009 Totals			21	173	8.2	13	37	0	1	7	7.0	7	0		

2009 Postseason

Date	Opp	W/L	P	S	TT	S	A	Sk	Yds	Int	Yds	Lg	TD	PD	FF	FR	Yds	TD
1/9	at CIN	W	1	1	6	3	3	1.0	18	-	-	-	-	1	1	-	-	-
1/17	at SD	W	1	1	8	6	2	-	-	1	11	11	0	2	-	-	-	-
1/24	at IND	L	1	1	8	5	3	-	-	-	-	-	-	1	-	1	5	-
Totals			3	3	22	14	8	1.0	18	1	11	11	0	4	1	1	5	0

2008 Baltimore Ravens

Date	Opp	W/L	P	S	TT	S	A	Sk	Yds	Int	Yds	Lg	TD	PD	FF	FR	Yds	TD
9/7	CIN	W	1	0	1	0	1	-	-	-	-	-	-	-	-	-	-	-
9/21	CLV	W	1	0	1	1	0	1	7	-	-	-	-	1	-	-	-	-
9/29	at PIT	L	1	1	6	5	1	-	-	-	-	-	-	-	-	-	-	-
10/5	TEN	L	1	1	7	6	1	-	-	-	-	-	-	-	-	-	-	-
10/12	at IND	L	1	1	4	0	4	-	-	-	-	-	-	-	-	-	-	-
10/19	at MIA	W	1	1	9	9	0	-	-	-	-	-	-	1	-	-	-	-
10/26	OAK	W	1	1	4	2	2	-	-	-	-	-	-	-	-	-	-	-
11/2	at CLV	W	1	1	6	5	1	-	-	-	-	-	-	-	-	-	-	-
11/9	at HST	W	1	1	7	4	3	-	-	-	-	-	-	-	-	-	-	-
11/16	at NYG	L	1	0	7	4	3	-	-	-	-	-	-	-	-	-	-	-
11/23	PHI	W	1	1	6	5	1	-	-	-	-	-	-	-	-	-	-	-
11/30	at CIN	W	1	1	1	1	0	-	-	1	35	35t	1	1	-	-	-	-
12/7	WAS	W	1	1	8	5	3	-	-	-	-	-	-	2	-	-	-	-
12/14	PIT	L	1	1	8	5	3	-	-	-	-	-	-	1	-	-	-	-
12/20	at DAL	W	1	1	4	4	0	-	-	-	-	-	-	-	-	-	-	-
12/28	JAX	W	1	1	6	5	1	-	-	-	-	-	-	-	-	-	-	-
2008 Totals			16	13	85	61	24	1.0	7	1	35	35t	1	6	0	0	0	0

2008 Postseason

Date	Opp	W/L	P	S	TT	S	A	Sk	Yds	Int	Yds	Lg	TD	PD	FF	FR	Yds	TD
1/4	at MIA	W	1	1	7	6	1	0.5	5	1	20	20	0	1	-	-	-	-
1/10	at TEN	W	1	1	5	5	0	-	-	-	-	-	-	-	1	1	0	0
1/18	at PIT	L	1	1	4	3	1	-	-	-	-	-	-	-	-	1	0	0
Totals			3	3	16	14	2	0.5	5	1	20	20	0	1	1	2	0	0

2007 Buffalo Bills

Date	Opp	W/L	P	S	TT	S	A	Sk	Yds	Int	Yds	Lg	TD	PD	FF	FR	Yds	TD
9/9	DEN	L	1	0	11	7	4	-	-	1	36	36	0	-	-	-	-	-
9/16	at PIT	L	1	1	7	5	2	-	-	1	24	24	0	1	-	-	-	-
9/23	at NE	L	1	1	5	3	2	-	-	-	-	-	-	-	-	-	-	-
9/30	NYJ	W	1	1	5	5	0	-	-	-	-	-	-	-	-	-	-	-
10/8	DAL	L																
10/21	BLT	W																
10/28	at NYJ	W																
11/4	CIN	W	1	0	-	-	-	-	-	-	-	-	-	-	-	-	-	-
11/11	at MIA	W	1	0	-	-	-	-	-	-	-	-	-	-	-	-	-	-
11/18	NE	L	1	0	-	-	-	-	-	-	-	-	-	-	-	-	-	-
11/25	at JAX	L	1	0	3	2	1	-	-	-	-	-	-	-	-	-	-	-
12/2	at WAS	W	1	1	3	3	0	-	-	-	-	-	-	1	-	-	-	-
12/9	MIA	W	1	0	4	3	1	-	-	-	-	-	-	-	-	-	-	-
12/16	at CLV	L	1	1	6	6	0	-	-	-	-	-	-	-	-	-	-	-



Date	Opp	W/L	P	S	TT	S	A	Sk	Yds	Int	Yds	Lg	TD	PD	FF	FR	Yds	TD
12/23	NYG	L	1	0	1	0	1	-	-	-	-	-	-	-	-	-	-	-
12/30	at PHI	L	1	1	6	6	0	-	-	-	-	-	-	-	-	-	-	-
2007 Totals			13	6	51	40	11	0.0	0	2	60	36	0	2	0	0	0	0

2006 Buffalo Bills

Date	Opp	W/L	P	S	TT	S	A	Sk	Yds	Int	Yds	Lg	TD	PD	FF	FR	Yds	TD
9/10	at NE	L																
--- NOT WITH TEAM ---																		
9/17	at MIA	W	1	0	-	-	-	-	-	-	-	-	-	-	-	-	-	-
9/24	NYJ	L	1	0	-	-	-	-	-	-	-	-	-	-	-	-	-	-
10/1	MIN	W	1	0	-	-	-	-	-	-	-	-	-	-	-	-	-	-
10/8	at CHI	L	1	0	-	-	-	-	-	-	-	-	-	-	-	-	-	-
10/15	at DET	L	1	0	-	-	-	-	-	-	-	-	-	-	-	-	-	-
10/22	NE	L	1	0	-	-	-	-	-	-	-	-	-	-	-	-	-	-
11/5	GB	W	1	0	-	-	-	-	-	-	-	-	-	-	-	-	-	-
11/12	at IND	L	1	0	-	-	-	-	-	-	-	-	-	-	-	-	-	-
11/19	at HST	W	1	0	-	-	-	-	-	-	-	-	-	-	-	-	-	-
11/26	JAX	W	1	0	-	-	-	-	-	-	-	-	-	-	-	-	-	-
12/3	SD	L	1	0	-	-	-	-	-	-	-	-	-	-	-	-	-	-
12/10	at NYJ	W	1	1	5	4	1	-	-	-	-	-	-	-	-	-	-	-
12/17	MIA	W	1	0	-	-	-	-	-	-	-	-	-	-	-	-	-	-
12/24	TEN	L	1	0	1	0	1	-	-	-	-	-	-	-	-	-	-	-
12/31	at BLT	L	1	0	-	-	-	-	-	-	-	-	-	-	-	-	-	-
2006 Totals			15	1	6	4	2	0.0	0	0	0	0	0	0	0	0	0	0

2005 Buffalo Bills

Date	Opp	W/L	P	S	TT	S	A	Sk	Yds	Int	Yds	Lg	TD	PD	FF	FR	Yds	TD
9/11	HST	W																
9/18	at TB	L																
9/25	ATL	L																
10/2	at NO	L	1	0	-	-	-	-	-	-	-	-	-	-	-	-	-	-
10/9	MIA	W	1	0	-	-	-	-	-	-	-	-	-	-	-	-	-	-
10/16	NYJ	W																
10/23	at OAK	L																
10/30	at NE	L																
11/13	KC	W	1	0	-	-	-	-	-	-	-	-	-	-	-	-	-	-
11/20	at SD	L	1	0	-	-	-	-	-	-	-	-	-	-	-	-	-	-
11/27	CAR	L	1	0	2	1	1	-	-	-	-	-	-	-	-	-	-	-
12/4	at MIA	L	1	0	-	-	-	-	-	-	-	-	-	-	-	-	-	-
12/11	NE	L	1	0	-	-	-	-	-	-	-	-	-	-	-	-	-	-
12/17	DEN	L	1	0	-	-	-	-	-	-	-	-	-	-	-	-	-	-
12/24	at CIN	W	1	0	-	-	-	-	-	-	-	-	-	-	-	-	-	-
1/1	at NYJ	L	1	0	-	-	-	-	-	-	-	-	-	-	-	-	-	-
2005 Totals			10	0	2	1	1	0.0	0	0	0	0	0	0	0	0	0	0



26
CORNERBACK

DWIGHT LOWERY

5-11 / 198 / San Jose State
24 years old (as of opening weekend)
Santa Cruz, CA/Soquel HS
EXPERIENCE: NFL: 3 / Jets: 3rd
ACQUIRED: D4 (114), 2008 NFL Draft

CAREER HIGHLIGHTS

- ◇ Played in 29 games with 16 starts, the first 10 games in his rookie season...Collected 90 tackles, four interceptions, five forced fumbles, one fumble recovery and 27 passes defended in two seasons.
- ◇ Started in his first NFL game as a rookie in the season opener at MIA, 9/7/08.
- ◇ Recorded first-career interception on a Jay Cutler pass vs. DEN, 11/30/08.

CAREER TRANSACTIONS

- ◇ 4/27/08, NYJ, D4 (114)

SEASON-BY-SEASON REVIEW

2009 (JETS) Served a significant role on the NFL's number-one defense...The Jets' defense ranked first in total yards allowed, points allowed and passing yards allowed...Contributed in 13 games, earning starts in six contests and recorded 32 tackles, three interceptions, 10 passes defended, one fumble recovery. Recorded his first two special teams tackles. **POSTSEASON: (AFC Championship: 1/24 at IND)**...Earned start due to a coaching decision and registered five tackles and a pass defended. **SEASON HIGHLIGHTS: (1/3 vs. CIN)**...Played a major role in holding the Bengals to zero net passing yards in the Jets playoff clinching victory...Intercepted CIN QB Carson Palmer with :30 remaining in the first half...The interception led to a 39-yard field goal and gave the Jets a 27-0 lead at the half. **(12/27 at IND)**...Intercepted IND reserve QB Curtis Painter. **(10/18 vs. BUF)**...Recorded an interception of Bills' QB Ryan Fitzpatrick pass in overtime.

2008 (JETS) Saw action in all 16 games, making starts at right cornerback in the first 10 games...Finished with 58 tackles, one interception, five forced fumbles and 17 passes defended. **SEASON HIGHLIGHTS: (12/21 at SEA)**...Recorded a career-best two forced fumbles...With 10:34 remaining in the second quarter, stripped TE Will Heller...The ball was recovered by teammate CB Darrelle Revis...His second forced fumble of the day came later in the quarter with SEA threatening to score inside the Jets' five-yard line, Lowery stripped FB Leonard Weaver. **(11/30 vs. DEN)**...Recorded first-career interception (QB Jay Cutler) leading to

a 30-yard Jay Feely field goal with 7:13 remaining in the third quarter. **(11/9 vs. SL)**...Recorded a forced fumble for the second consecutive week, with 5:44 remaining in the first half that led to a 46-yard Jay Feely field goal. **(11/2 at BUF)**...Forced a fumble with 1:59 remaining in the fourth quarter. **(9/28 vs. ARI)**...Registered a career-high nine tackles (eight solo)...Added one pass defended and a forced fumble. **(9/22 at SD)**...Tallied two passes defended during the Chargers' second offensive series, breaking up a would-be Antonio Gates touchdown, limiting the Chargers to only a field goal with 5:44 remaining in the first quarter. **(9/7 at MIA)**...Started in his first NFL career game, recording four total tackles (three solo) and three passes defended.

BEFORE THE NFL

- ◇ In 25 games at San Jose State, all starting assignments, Lowery picked off 13 passes, gaining 147 yards in returns and added one score...Added 315 yards and a touchdown on 24 punt returns and deflected 14 passes...Also recovered three fumbles and posted 92 tackles (53 solos).
- ◇ First-team AFCA All-American, All-WAC selection and Lott Trophy quarterfinalist in 2007, when he started all 12 games at CB, logging 44 tackles (30 solos)...Deflected seven passes and intercepted four passes for 36 yards, including a 24-yard interception for a touchdown vs. Colt Brennan and Hawai'i.
- ◇ Recorded a school-record nine interceptions in 2006, logged interceptions in four straight games and had three picks vs. Cal Poly...Earned AFCA, FWAA All-America honors, third-team AP All-America honors and All-WAC honors.
- ◇ In two seasons at Cabrillo College, he picked off 13 passes in 15 games as a free safety, scoring twice...Also scored on a blocked punt, a blocked field goal and a kickoff return, handling 10 kickoffs for 300 yards...Recorded 95 tackles with two fumble recoveries, a forced fumble and six pass breakups...Rushed once for an 18-yard gain.
- ◇ Two-time All-Santa Cruz Coast Athletic League pick as a defensive back, adding All-League accolades as a running back during his senior campaign.
- ◇ Recorded 23 touchdowns on the ground and 25 total scores in 2003.



DWIGHT LOWERY'S CAREER STATISTICS

Year/Tm	G/S	TT	S	A	Sk	Yds	Int	Yds	Lg	TD	PD	FF	FR	Yds	TD
08/NYJ	16/10	58	50	8	-	-	1	0	0	-	17	5	-	-	-
09/NYJ	13/6	32	27	5	-	-	3	41	34	0	10	0	1	0	0
Totals	29/16	90	77	13	-	-	4	41	34	0	27	5	1	0	0

Career Bests

Tackles: 9 (9/28/08 vs. ARZ)

Solo Tackles: 8 (9/28/08 vs. ARZ)

Passes Defended: 3 (three times, last vs. NE 9/20/09)

Interceptions: 1 (four times, last vs. CIN 1/3/10)

DWIGHT LOWERY GAME-BY-GAME

2009 New York Jets

Date	Opp	W/L	P	S	TT	S	A	Sk	Yds	Int	Yds	Lg	TD	PD	FF	FR	Yds	TD	ST
9/13	at HST	W	1	0	-	-	-	-	-	-	-	-	-	-	-	-	-	-	1
9/20	NE	W	1	0	1	1	0	-	-	-	-	-	-	3	-	-	-	-	-
9/27	TEN	W	1	1	5	5	0	-	-	-	-	-	-	-	-	-	-	-	-
10/4	at NO	L	1	1	3	2	1	-	-	-	-	-	-	-	-	1	0	0	-
10/12	at MIA	L	1	1	2	2	0	-	-	-	-	-	-	-	-	-	-	-	-
10/18	BUF	L	1	0	2	0	2	-	-	1	0	0	0	1	-	-	-	-	-
10/25	at OAK	W	1	1	6	6	0	-	-	-	-	-	-	2	-	-	-	-	-
11/1	MIA	L	1	1	7	7	0	-	-	-	-	-	-	-	-	-	-	-	-
11/15	JAX	L	1	1	3	2	1	-	-	-	-	-	-	-	-	-	-	-	-
11/22	at NE	L	1	0	1	1	0	-	-	-	-	-	-	-	-	-	-	-	-
11/29	CAR	W																	
12/3	at BUF	W																	
12/13	at TB	W																	
12/20	ATL	L	1	0	-	-	-	-	-	-	-	-	-	-	-	-	-	-	-
12/27	at IND	W	1	0	-	-	-	-	-	1	7	7	0	3	-	-	-	-	-
1/3	CIN	W	1	0	2	1	1	-	-	1	34	34	0	1	-	-	-	-	1
2009 Totals			13	6	32	27	5	0.0	0	3	41	34	0	10	0	1	0	0	2

2009 Postseason

Date	Opp	W/L	P	S	TT	S	A	Sk	Yds	Int	Yds	Lg	TD	PD	FF	FR	Yds	TD	ST
1/9	at CIN	W	1	0	2	1	1	-	-	-	-	-	-	2	-	-	-	-	1
1/17	at SD	W	1	0	3	3	0	-	-	-	-	-	-	-	-	-	-	-	-
1/24	at IND	L	1	1	5	5	0	-	-	-	-	-	-	1	-	-	-	-	-
Totals			3	1	10	9	1	0	0	0	0	0	0	3	0	0	0	0	1

2008 New York Jets

Date	Opp	W/L	P	S	TT	S	A	Sk	Yds	Int	Yds	Lg	TD	PD	FF	FR	Yds	TD	ST
9/7	at MIA	W	1	1	4	3	1	-	-	-	-	-	-	3	-	-	-	-	-
9/14	NE	L	1	1	2	2	0	-	-	-	-	-	-	-	-	-	-	-	-
9/22	at SD	L	1	1	3	2	1	-	-	-	-	-	-	2	-	-	-	-	-
9/28	ARZ	W	1	1	9	8	1	-	-	-	-	-	-	1	1	-	-	-	-
10/12	CIN	W	1	1	4	2	2	-	-	-	-	-	-	2	-	-	-	-	-
10/19	at OAK	L	1	1	7	6	1	-	-	-	-	-	-	1	-	-	-	-	-
10/26	KC	W	1	1	5	5	0	-	-	-	-	-	-	1	-	-	-	-	-
11/2	at BUF	W	1	1	4	4	0	-	-	-	-	-	-	-	1	-	-	-	-
11/9	SL	W	1	1	4	4	0	-	-	-	-	-	-	1	1	-	-	-	-
11/13	at NE	W	1	1	6	5	1	-	-	-	-	-	-	3	-	-	-	-	-
11/23	at TEN	W	1	0	1	1	0	-	-	-	-	-	-	1	-	-	-	-	-
11/30	DEN	L	1	0	1	0	1	-	-	1	0	0	0	1	-	-	-	-	-
12/7	at SF	L	1	0	3	3	0	-	-	-	-	-	-	-	-	-	-	-	-
12/14	BUF	W	1	0	2	2	0	-	-	-	-	-	-	1	-	-	-	-	-
12/21	at SEA	L	1	0	1	1	0	-	-	-	-	-	-	-	2	-	-	-	-
12/28	MIA	L	1	0	2	2	0	-	-	-	-	-	-	-	-	-	-	-	-
2008 Totals			16	10	58	50	8	0.0	0	1	0	0	0	17	5	0	0	0	0



IT'S THE SURE SIGN OF
GAMETIME.

THERE'S ONLY ONE WAY TO START GAME DAY. KICK IT OFF WITH
THE JUST-RIGHT TASTE OF BUD LIGHT. **HERE WE GO**





74

CENTER

NICK MANGOLD

6-5 / 305 / Ohio State

26 years old (as of opening weekend)

Centerville, OH/Archbishop Alter HS

EXPERIENCE: NFL: 5 / Jets: 5th

ACQUIRED: D1b (29), 2006 NFL Draft

CAREER HIGHLIGHTS

- ◇ Started all 64 games and four postseason games in his first four seasons.
- ◇ Earned his second consecutive starting Pro Bowl trip and first-team *Associated Press* All-Pro Honors after the 2009 season.
- ◇ First center in Jets' history to start every game his rookie season in 2006.
- ◇ Selected to the All-Rookie Team in 2006 as voted by *Pro Football Weekly* and the Pro Football Writers' Association, also mentioned as an AFC Offensive Rookie of the Year candidate by several publications and analysts.
- ◇ With teammate D'Brickashaw Ferguson (fourth overall pick, 2006 NFL Draft), they were the first pair of offensive linemen selected by the same team in the first round since the Los Angeles Rams in 1975 (Dennis Harrah and Doug France).
- ◇ Combined with D'Brickashaw Ferguson, Leon Washington, Brad Smith and Drew Coleman for 47 starts by the rookie class in 2006.

CAREER TRANSACTIONS

- ◇ 4/29/06, NYJ, *D1 (29)

SEASON-BY-SEASON REVIEW

2009 (JETS) Anchored the Jets' rushing attack that finished number-one in the NFL, averaging 172.3 yards per game (4.5 yards per rush) and set the franchise season rushing record with 2,756 rushing yards...Part of an offensive line in which all five players started 32 consecutive regular-season games together (dating back to the start of the 2008 season) and three postseason games, the longest current streak in the NFL...Voted to the Pro Bowl as a starter for the second consecutive season. **POSTSEASON HIGHLIGHTS:** Started all three postseason games at center...**(1/17 at SD)**...Paved the way for the Jets 169 rushing yards...Blocked for Shonn Greene's second consecutive postseason game with more than 100 yards (128) and a touchdown. **(1/9 at CIN)**...Part of an offensive line that helped clear the way for 171 rushing yards on 41 carries (4.2 avg.), including two rushing touchdowns...Helped Greene rush for 135 yards, which tied him for the second-highest rushing total in Jets' postseason history, and a touchdown. **SEASON HIGHLIGHTS: (1/3 vs. CIN)**...Part of a unit that helped the offense gain 257

rushing yards on a season-high 57 carries...Marked the fifth time this season the Jets passed the 200-yard rushing mark. **(12/27 at IND)**...Helped clear the way for the team's 202 rushing yards, including Thomas Jones' sixth game this season with more than 100 yards (105). **(12/13 at TB)**... Helped block for the team's fifth game of the season with at least 175 rushing yards...Part of an offensive line that helped the Jets score 26 points, gain 310 yards in 67 offensive plays (4.6 avg.) and maintain possession for 34:06. **(12/3 at BUF)**...Cleared the way for a rushing attack that gained 249 yards on 43 carries, including Jones' sixth game of the season with more than 100 rushing yards. **(10/25 at OAK)**...Contributed to an offensive unit that produced 316 rushing yards, making the Jets the sixth team in NFL history to rush for more than 300 yards in back-to-back games... Helped allow the team to score four rushing touchdowns. **(10/18 vs. BUF)**...Key to Jets' ground game that produced the second-highest rushing total in franchise history (318 yards on 40 carries)...Helped Jones set a franchise record with 210 rushing yards on 22 carries, including a 71-yard touchdown run (second longest rushing TD in team history).

2008 (JETS) Part of an offensive line in which all five players started all 16 games...First-time Pro Bowler Thomas Jones led the AFC in rushing (1,312 yards) as the Jets finished ninth in rushing in the NFL (125.3 per game) and fifth in yards per carry (4.7)...Voted to the Pro Bowl as a starter for the first time. **SEASON HIGHLIGHTS: (12/14 vs. BUF)**...Helped pave the way for the Jets' 165 yards rushing and 6.5 yards per carry average, including a 47-yard touchdown run by Leon Washington. **(11/30 vs. DEN)**...Key to Jets' ground game, which averaged 7.5 yards per carry, featuring 138 yards and two touchdowns by Jones. **(11/23 at TEN)**...Played a role in Jets' 192-yard rushing performance in victory over previously unbeaten TEN, which included a 61-yard touchdown run by Washington. **(11/9 vs. SL)**...Line led the way for the Jets' 206-yard rushing performance on 43 carries, while allowing no sacks in victory. **(10/19 at OAK)**...Offensive line played key role in aiding Jets' running backs to rush for season-high 242 yards on 33 carries (7.3 yards per carry).

2007 (JETS) Started all 16 games at center for the second-consecutive season. **SEASON HIGHLIGHTS: (12/2 at**

MIA)...Started 28th consecutive game at center, and helped pave the way for 163 rushing yards and three rushing touchdowns. **(11/18 vs. PIT)**...Started at center and helped pave the way for Thomas Jones' third 100-yard rushing performance of the season against the number-one ranked defense in the league at the time. **(9/23 vs. MIA)**...Started at center and helped lead the way for Jones' 110 rushing yards on 25 carries. **(9/16 at BLT)**...Started 18th consecutive game at center and recorded the first reception of his career for minus-3 yards when he caught a batted ball thrown by Kellen Clemens.

2006 (JETS) Became the first rookie center in Jets history to start all 16 games...Also started the postseason game. **POSTSEASON: (1/7 at NE)**...Started in the Wild Card Playoff Game loss at NE...Helped protect QB Chad Pennington as he threw for 300 yards and a touchdown. **SEASON HIGHLIGHTS: (12/17 at MIN)**...Helped Pennington throw for 339 yards. **(12/3 at GB)**...Helped the Jets rush for 178 yards, including Cedric Houston's first-career 100-yard performance. **(10/22 vs. DET)**...He helped six Jets rush for a season-high 221 yards and three touchdowns. **(10/8 at JAX)**...Helped Leon Washington record the first 100-yard rushing performance of his career. **(9/10 at TEN)**...In his first-career game, helped protect Pennington as he threw for 319 yards and two touchdowns in the opening week victory.

BEFORE THE NFL

- ◇ Three-year starter for Ohio State, serving as a co-captain his senior season.
- ◇ Was an Outland Trophy finalist, as well as a finalist for the Rimington Trophy, presented to the top center in the country, after not allowing a sack his entire senior season.
- ◇ Started every game at center in 2005, helping the offense generate 5,068 yards, an average of 422.3 yards per game.
- ◇ Three-year starter on both offense and defense, and a first-team All-Ohio pick as a senior at Archbishop Alter HS.
- ◇ Enjoys traveling in the Caribbean.

OFF THE FIELD

- ◇ Mangold and his wife, Jenny, were married in April 2007.
- ◇ Grew up in Centerville, OH with Bucs' K Mike Nugent and Packers' LB A.J. Hawk, and all three attended Ohio State...Also from Centerville: ESPN analyst Kirk Herbstreit, former Eagles defensive lineman Andy Harmon and actor Gordon Jump.
- ◇ Earned three letters in wrestling and two in track (shot put).
- ◇ Joined New York Jets Owner, Robert W. Johnson IV, for the commissioning of the USS New York, which was constructed from steel from the World Trade Center.
- ◇ Appeared on Rachael Ray Show Super Bowl week in 2009 as part of a cooking competition in which he made chili.
- ◇ One of the Jets' spokesmen for annual Taste of the NFL in New York City, to help raise money to fight hunger in the New York metropolitan area the past two seasons.
- ◇ Participated in Atlantic Health Jets Training Center groundbreaking in 2007.
- ◇ Hosted the NFL's "Take a Player to School" 2008 winners announcement and attended Veterans Memorial Elementary School in Union City, NJ in December 2008 with student Donovan Sanchez.
- ◇ Helped raise money and provide holiday cheer for terminally ill children at the Marty Lyons Foundation Holiday Party in 2006.
- ◇ Nick is the oldest of four, with three younger sisters... His sister Holley was an offensive lineman at Archbishop Alter HS, the first girl to play on the line in an Ohio Division III high school football game, and is a champion powerlifter...Nick and Holley appeared on "The Today Show" before the start of the 2007 season.
- ◇ Favorite TV shows are "The Office" and "Entourage."
- ◇ Has his own website, nickmangold.net.

NICK MANGOLD'S CAREER STATISTICS

GAMES PLAYED/GAMES STARTED: Career (64/64) [4/4]; 2009 (16/16) [3/3]; 2008 (16/16); 2007 (16/16); 2006 (16/16) [1/1]



65
GUARD

BRANDON MOORE

6-3 / 305 / Illinois
30 years old (as of opening weekend)
Gary, IN/West Side HS
EXPERIENCE: NFL: 7 / Jets: 7th
ACQUIRED: Undrafted FA (4/29/02)

CAREER HIGHLIGHTS

- ◇ Started 89 consecutive regular-season games and six postseason games at right guard for the Jets.
- ◇ Part of two offensive lines that paved the way for rushing champions: Curtis Martin (1,697, 2004 NFL rushing title); Thomas Jones (1,312, 2008 AFC rushing title).
- ◇ The Jets' 2004 rushing total (2,388) ranked second all-time in Club history; the 2008 rushing average (4.7) set a franchise record.
- ◇ Allocated to Scottish Claymores of NFL Europe in 2003, where he played guard on a team that went 6-4.
- ◇ Switched to offensive guard from defensive tackle during the Jets' 2002 training camp and was signed to the Jets' practice squad on the day before Christmas, 2002.

CAREER TRANSACTIONS

- ◇ 3/2/09, NYJ, Re-signed, FA
- ◇ 2/26/09, NYJ, Released
- ◇ 11/2/04, NYJ, Signed, Contract extension
- ◇ 10/22/03, NYJ, Signed, Active Roster
- ◇ 9/1/03, NYJ, Signed, Practice Squad
- ◇ 8/31/03, NYJ, Waived
- ◇ 2/6/03, NYJ, Allocated, NFL Europe
- ◇ 12/24/02, NYJ, Signed, Practice Squad
- ◇ 8/26/02, NYJ, Waived
- ◇ 4/29/02, NYJ, Signed, Undrafted FA

SEASON-BY-SEASON REVIEW

2009 (JETS) Contributed to the Jets' rushing attack that finished number-one in the NFL, averaging 172.3 yards per game (4.5 yards per rush) and set the franchise season rushing record with 2,756 rushing yards...Part of an offensive line in which all five players started 32 consecutive regular-season games together (dating back to the start of the 2008 season) and three postseason games, the longest current streak in the NFL. **POSTSEASON HIGHLIGHTS:** Started all three postseason games at right guard...(1/17 at SD)...Paved the way for the Jets' 169 rushing yards...Blocked for Shonn Greene's second-consecutive postseason game with more than 100 yards (128) and a touchdown. (1/9 at CIN)...

Part of an offensive line that helped clear the way for 171 rushing yards on 41 carries (4.2 avg.), including two rushing touchdowns...Helped Greene rush for 135 yards, an amount that ties for second-highest rushing total in Jets postseason history, and a touchdown. **SEASON HIGHLIGHTS: (1/3 vs. CIN)**...Part of a unit that helped the Jets offense gain 257 rushing yards on a season-high 57 carries...Marked the fifth time this season the Jets' passed the 200-yard rushing mark. (12/27 at IND)...Helped clear the way for the team's 202 rushing yards, including Thomas Jones' sixth game this season with more than 100 yards (105). (12/13 at TB)...Helped block for the team's fifth game this season with at least 175 rushing yards...Part of an offensive line that helped the Jets score 26 points, gain 310 yards in 67 offensive plays (4.6 avg.) and maintain possession for 34:06. (12/3 at BUF)...Cleared the way for a rushing attack that gained 249 yards on 43 carries, including Jones' sixth game this season with more than 100 rushing yards. (10/25 at OAK)...Contributed to an offensive unit that produced 316 rushing yards, making the Jets the sixth team in NFL history to rush for 300-or-more yards in back-to-back games...Helped the team score four rushing touchdowns. (10/18 vs. BUF)...Key to Jets' ground game that produced the second-highest rushing total in franchise history (318 yards on 40 carries)...Helped Jones set a franchise record with 210 rushing yards on 22 carries, including a 71-yard touchdown run (second longest rushing TD in team history).

2008 (JETS) Part of an offensive line in which all five players started all 16 games...First-time Pro Bowler Thomas Jones led the AFC in rushing (1,312 yards) as the Jets finished ninth in rushing in the NFL (125.3 per game) and fifth in yards per carry (4.7). **SEASON HIGHLIGHTS: (12/14 vs. BUF)**...Helped pave the way for the Jets' 165 yards rushing and 6.5 yards per carry average, including a 47-yard touchdown run by Leon Washington. (11/30 vs. DEN)...Key to Jets' ground game, which averaged 7.5 yards per carry, featuring 138 yards and two touchdowns by Jones. (11/23 at TEN)...Played a role in Jets 192-yard rushing performance in victory over previously unbeaten TEN, which included a 61-yard touchdown run by Washington. (11/9 vs. SL)...Line led the way for the Jets' 206-yard rushing performance on 43 carries, while allowing no sacks in victory. (10/19 at OAK)...Offensive line played key role in

aiding Jets' running backs to rush for season-high 242 yards on 33 carries (7.3 yards per carry).

2007 (JETS) Started all 16 games at right guard for the third consecutive season, increasing his games started streak to 57. **SEASON HIGHLIGHTS: (12/2 at MIA)**...Helped pave the way for 163 rushing yards and three rushing touchdowns. **(11/18 vs. PIT)**...Part of the line that was instrumental in Thomas Jones' third 100-yard rushing performance of the season against the number-one ranked defense in the league at the time. **(9/23 vs. MIA)**...Helped lead the way for Jones' 110 rushing yards on 25 carries.

2006 (JETS) Started all 16 games at right guard for the second-consecutive season. **POSTSEASON: (1/7 at NE)**...Started in the Wild Card loss and helped protect Chad Pennington as he threw for 300 yards and a touchdown. **SEASON HIGHLIGHTS: (12/17 at MIN)**...Helped Pennington throw for a career-high 339 yards. **(12/3 at GB)**...Part of an offensive line that didn't allow a sack and helped the Jets tally 441 yards and five touchdowns. **(10/22 vs. DET)**...Helped six different Jets rush for a season-high 221 yards and three touchdowns. **(10/8 at JAX)**...Helped Leon Washington record the first 100-yard rushing game of his career. **(9/24 at BUF)**...Named Jets' Offensive Player of the Week in which he helped the Jets rush for two touchdowns and throw for a third.

2005 (JETS) Started all 16 games at right guard. **SEASON HIGHLIGHTS: (12/18 at MIA)**...Started his 30th game at right guard and was part of an offensive line that blocked for Brooks Bollinger's career-high 327 passing yards and Cedric Houston's 84 rushing yards. **(12/11 vs. OAK)**...Part of an offensive line that blocked for 184 rushing yards. **(10/16 at BUF)**...Part of an offensive line that blocked for two rushing touchdowns and 149 rushing yards. **(10/9 vs. TB)**...Part of an offensive line that blocked for two rushing touchdowns.

2004 (JETS) Started 13 games and two postseason games at right guard, missing three games in the middle of the season due to injury...Started at BUF (11/7) after he was inactive for three games...Part of the Jets' line that helped Curtis Martin rush for 1,697 yards and 12 touchdowns, winning the NFL rushing title. **SEASON HIGHLIGHTS: (1/2 at SL)**...Helped pave the way for Martin's ninth 100-yard game of the season and 42nd as a Jet when he rushed for 153 yards in the regular-season finale, a 32-29 OT loss. **(12/19 vs. SEA)**...Member of an offensive line that racked up 482 total yards (229 rushing, 253 passing) in the 37-14 win...The line did not allow a sack for the fifth game on the season. **(9/12 vs. CIN)**...Started at right guard and was part of a line that helped to gain 438 yards of total offense and open holes for Martin's 196 yards on the ground.

2003 (JETS) Landed on the practice squad after training camp, then signed to the active roster (10/22)...Was inactive for seven games before playing in the last three games, starting one.

BEFORE THE NFL

- ◇ In 46 games for Illinois, he recorded 155 tackles (96 solos) with 13 sacks and 23 stops behind the line of scrimmage for losses of 79 yards.
- ◇ Three-year starter at defensive tackle who was named an All-Big Ten selection in his senior season.
- ◇ Led the Northwest Conference with 15 sacks and led the team with 91 tackles as a senior defensive end at West Side (IN) HS, where he also played offensive guard.
- ◇ All-Northwest pick on offense and defense, who was named to the Indiana Football Coaches Association Top 50 All-State squad and the All-Area team by the *Hammond Times* and *Gary Post-Tribune*.
- ◇ Helped lead West Side HS to the 1996 Northwest Conference title.

OFF THE FIELD

- ◇ Graduated from Illinois with a degree in English in May 2002.
- ◇ Hosted a charity golf marathon in 2010 to support the Jack & Jill Late Stage Cancer Foundation.
- ◇ Enrolled in the NFL's Business Management and Entrepreneurial Program at Harvard Business School in February, 2010.
- ◇ Appeared at PS 46 – The Alley Pond School in 2010 to announce the donation of 13 SMART Board interactive whiteboards by Jets and Tequipment as part of the PENCIL Partnership Program.
- ◇ Participated in the NFL's Continuing Education Program in 2005 at the prestigious Wharton Sports Business Initiative and Wharton Executive Education at the University of Pennsylvania...The program focused on personal investments, as well as entrepreneurial opportunities.
- ◇ Also lettered four times in wrestling and three times in track and field in high school.
- ◇ He and his wife, Regina, have a daughter, Mikayla, and a son, Isaiah.

BRANDON MOORE'S CAREER STATISTICS

GAMES PLAYED/GAMES STARTED: Career (96/94) [6/6]; 2009 (16/16) [3/3]; 2008 (16/16); 2007 (16/16); 2006 (16/16) [1/1]; 2005 (16/16); 2004 (13/13) [2/2]; 2003 (3/1)



82
TIGHT END

MATTHEW MULLIGAN

6-4 / 270 / MAINE

25 years old (as of opening weekend)

West Enfield, ME/Penobscot Valley HS

EXPERIENCE: NFL: 2 / Jets: 2nd

ACQUIRED: Waivers (TEN, 9/6/09)

ENTERED NFL: Undrafted FA, MIA (5/2/08)

CAREER HIGHLIGHTS

- ◇ Joined the Jets after he was claimed from TEN following 53-man cutdowns.
- ◇ Played in the final five games of the regular season in 2009, notching one start and one reception for two yards... Appeared on offense in all three postseason contests as well.

CAREER TRANSACTIONS

- ◇ 12/2/09, NYJ, Signed, Active Roster
- ◇ 9/24/09, NYJ, Signed, Practice Squad
- ◇ 9/22/09, NYJ, Waived
- ◇ 9/6/09, NYJ, Claimed off Waivers (TEN)
- ◇ 9/5/09, TEN, Waived
- ◇ 1/12/09, TEN, Signed, Reserve/Future
- ◇ 11/19/08, TEN, Signed, Practice Squad
- ◇ 11/4/08, MIA, Terminated from Practice Squad
- ◇ 9/1/08, MIA, Signed, Practice Squad
- ◇ 8/30/08, MIA, Waived
- ◇ 5/2/08, MIA, Signed, Undrafted FA

SEASON-BY-SEASON REVIEW

2009 (JETS) Joined the team as a waiver claim following 53-man roster cutdowns... Activated from the practice squad prior to the Thursday Night game at BUF and saw action in the final five regular-season games (making one start) and all three postseason contests... Caught one pass for two yards.

POSTSEASON: Saw action in all three postseason contests.

SEASON HIGHLIGHTS: (12/13 at TB)... Started for the first time in his career as he joined both Dustin Keller and Ben Hartsock in three tight end set... Caught his first pass, a two-yard reception from Mark Sanchez. **(12/3 at BUF)**... Named game captain as he made his NFL debut appearing on the kickoff return team.

BEFORE THE NFL

- ◇ Played 21, with 18 starts games for the University of Maine (2006-07) and caught 23 passes for 268 yards and two touchdowns.
- ◇ Prior to playing at Maine, played one season (2004) at Husson College in Bangor (ME) before transferring.

OFF THE FIELD

- ◇ Majored in business administration at Maine.
- ◇ Attended Penobscot Valley High School in Howland, ME but did not play football.
- ◇ Was an honorable mention all-state selection in both basketball and soccer.
- ◇ Attended the United Way Gridiron Gala and visited the Goryeb Children's Hospital at Morristown Memorial.
- ◇ Attended the Jets Taste of the NFL in New York City dedicated to fighting hunger in the New York metropolitan area.

MATTHEW MULLIGAN'S CAREER STATISTICS

Yr/Tm	G/S	Rec	Yds	Avg	Lg	TD
09/NYJ	5/1	1	2	2.0	2	-
Totals	5/1	1	2	2.0	2	0

Career Bests

Receptions: 1 (12/13/09 at TB)

Receiving Yards: 2 (12/13/09 at TB)

Longest Reception: 2 (12/13/09 at TB)

CAREER POSTSEASON STATISTICS

Yr/Tm	G/S	Rec	Yds	Avg	Lg	TD
09/NYJ	3/0	-	-	-	-	-
Totals	3/0	0	0	0.0	0	0



QUARTERBACK

KEVIN O'CONNELL

6-5 / 225 / San Diego State
25 years old (as of opening weekend)
Carlsbad, CA/Costa Canyon HS
EXPERIENCE: NFL: 3 / Jets: 2nd
ACQUIRED: Trade (DET, 9/6/09)
ENTERED NFL: NE D3b (94), 2008 NFL Draft

CAREER HIGHLIGHTS

- ◇ Elevated to the backup as a rookie in 2008 after a Week One injury to Tom Brady...Entered two games in relief of Matt Cassel completing four of his six-career passes for 23 yards.

CAREER TRANSACTIONS

- ◇ 9/6/09, NYJ, Trade, DET, for 2011 D7
- ◇ 9/1/09, DET, Claimed off Waivers (NE)
- ◇ 8/31/09, NE, Waived
- ◇ 4/27/08, NE, D3b (94), 2008 NFL Draft

SEASON-BY-SEASON REVIEW

2009 (JETS) Inactive for all 16 regular-season games and all three playoff games...Dressed as the third quarterback and was named game captain for the two games against his former team NE.

2008 (NE) Saw action in two contests in relief of starter Matt Cassel...Connected on four-of-six passes for 23 yards and a quarterback rating of 73.6. **SEASON HIGHLIGHTS: (12/21 vs. ARZ)**...Came into the game in relief of Matt Cassel and connected on one-of-two passes for -2 yards...Recorded the first-rushing attempts of his career when he kneeled three times to close the game. **(9/21 vs. MIA)**...Entered the game with 6:05 remaining in the fourth quarter and completed the first NFL pass of his career for four yards to TE David Thomas... Finished the game three-of-four passing for 25 yards, a long of 12 and a passer rating of 90.6.

BEFORE THE NFL

- ◇ Four-time captain at San Diego State who was 644 of 1,151 passing for 7,689 yards (57.7%), with 46 touchdowns and 34 interceptions in his collegiate career...Gained another 1,312 yards rushing on 396 carries with 19 touchdowns.
- ◇ Finished second in school history with 9,001 yards of total offense and third with his 7,689 yards passing.
- ◇ Became the first player in school history to lead the team in both passing and rushing when achieve the feat in 2007.
- ◇ Redshirted his freshman year.
- ◇ Letter three years in football at Costa Canyon High School.

OFF THE FIELD

- ◇ Political science major at San Diego State.
- ◇ Lettered twice in basketball at Costa Canyon High School and was a teammate of Houston Rockets forward Chase Budinger.
- ◇ Enjoys golfing and surfing in his spare time and he is a certified scuba diver.
- ◇ Wife, Leah, was a volleyball player at San Diego State, where they met.
- ◇ Parents, Bill and Suzanne O'Connell.
- ◇ Attended the Jets' annual Taste of the NFL in New York City to help raise money to fight hunger in the New York metropolitan area.

KEVIN O'CONNELL'S CAREER STATISTICS

Passing

Yr/Tm	G/S	Att	Cmp	Pct	Yds	Y/Att	TD	Int	Lg	Sk/Yds	Rating
08/NE	2/0	6	4	66.7%	23	3.8	0	0	12	1/2	73.6
09/NYJ	0/0	-	-	-	-	-	-	-	-	-	-
Totals	2/0	6	4	66.7%	23	3.8	0	0	12	1/2	73.6

Additional Statistics

Rushing: 3-(-6) (Career): 3-(-6) (2008).

Career Bests

Attempts: 4 (9/21/08 vs. MIA)
Completions: 3 (9/21/08 vs. MIA)
Yards Passing: 25 (9/21/08 vs. MIA)
Completion Percentage: 75.0 (9/21/08 vs. MIA)
Passer Rating: 90.6 (9/21/08 vs. MIA)
Longest Completion: 12 (9/21/08 vs. MIA)


97
 LINEBACKER

CALVIN PAGE
6-4 / 265 / Wake Forest
29 years old (as of opening weekend)
Douglasville, GA/Lithia Springs HS
EXPERIENCE: NFL: 8 / Jets: 3rd
ACQUIRED: UFA (ARZ, 3/4/08)
ENTERED NFL: ARZ D1b (18), 2003 Draft
CAREER HIGHLIGHTS

- ◇ Played in 95 games, starting 66, with 322 tackles, 29 sacks, one interception, eight fumble recoveries, including one 50-yard fumble return for a touchdown, 12 forced fumbles and 15 passes defended.
- ◇ Paced the Jets in sacks for consecutive seasons with a career-best eight in 2009 and seven in 2008...His 2009 totals came despite missing the first four games of the season.
- ◇ In 2008, set career single-season highs for forced fumbles (5) and fumble recoveries (4) which exceeded his career totals entering the season.
- ◇ Led team with four fumble recoveries and tied for team lead with five forced fumbles in 2008 as part of defense that led NFL with 26 forced fumbles and tied for the NFL lead with 16 fumble recoveries.
- ◇ Matched his career high with two sacks of J.P. Losman vs. BUF, 12/14/08, marking his third-career game with two sacks.
- ◇ Scored first NFL touchdown when he returned the fumble caused by Abram Elam on Marc Bulger 50 yards for a touchdown vs. SL, 11/9/08.
- ◇ Started all 16 games in 2007 for the first time in his career, establishing career highs with 106 tackles.
- ◇ Recorded lone blocked field goal of NFL career on attempt by Josh Brown at SEA, 9/17/06.

CAREER TRANSACTIONS

- ◇ 3/4/08, NYJ, Signed, UFA (ARZ)
- ◇ 10/18/05, ARZ, Reserve/Non-Football Injury
- ◇ 4/26/03, ARZ, D1b (18)

SEASON-BY-SEASON REVIEW

2009 (NYJ) Led the NFL's top ranked defense and set a career high in sacks with eight, despite missing the first four games of the season...Started all 12 games he played and recorded 67 tackles, one pass defended and three forced fumbles...Started his first three postseason games and recorded 14 tackles, a forced fumble and six quarterback hits. **POSTSEASON: (AFC Championship: 1/24 at IND)**...Recorded seven tackles and forced a Joseph Addai fumble. **SEASON HIGHLIGHTS: (1/3 vs. CIN)**...Set a single-season career high (8) when he sacked Bengals'

reserve quarterback J.T. O'Sullivan. **(12/27 at IND)**... Helped the Jets take the lead in the third quarter, when he strip-sacked Colts' reserve QB Curtis Painter...The fumble was recovered for a touchdown which put the Jets ahead 16-15 (prior to two-point conversion)...Finished the game with seven tackles. **(12/13 at TB)**...Led the team with 11 tackles and sacked Josh Freeman. **(11/29 vs. CAR)**...Helped hold the NFL's third-best rushing offense to 75 total yards on the ground and added a sack of Panthers' quarterback Jake Delhomme. **(11/15 vs. JAX)**...Sacked David Garrard. **(10/25 at OAK)**...Awarded game ball after recording three sacks, one of JaMarcus Russell and two of Raiders' reserve quarterback Bruce Gradkowski...Forced two fumbles, one by each quarterback...Finished the game with eight tackles.

2008 (JETS) Started all 16 games at outside linebacker for the second-consecutive season...Accumulated 67 tackles, seven sacks, four fumble recoveries, five forced fumbles, 12 tackles-for-loss, nine quarterback hurries and three passes defended...Returned one fumble recovery for a touchdown... Contributed one special teams tackle...Selected third alternate for the Pro Bowl...Led team in fumble recoveries and tackles-for-loss, tied for team honors in forced fumbles, ranked second in sacks, tied for third in quarterback hurries and ranked fourth in tackles...Established career highs for sacks, forced fumbles and fumble recoveries...Five forced fumbles exceeded his career total prior to the 2008 season and four fumble recoveries matched his career total...Part of defense that ranked seventh in the NFL in sacks, fewest rushing yards allowed per game and fewest rushing yards per attempt. **SEASON HIGHLIGHTS: (12/28 vs. MIA)**... Registered fifth forced fumble of the season. **(12/14 vs. BUF)**...Matched career-high with two sacks of J.P. Losman... Marked third-career game with two sacks...Notched on forced fumble. **(12/7 at SF)**...Recorded fumble recovery. **(11/23 at TEN)**...Victimized Kerry Collens for a sack and forced fumble on the same play. **(11/9 vs. SL)**...Scored his first NFL touchdown on 50-yard fumble return...Notched half-sack of Marc Bulger. **(10/12 vs. CIN)**...Produced his second-consecutive game with a sack, fumble recovery and forced fumble...Garnered sack of Ryan Fitzpatrick. **(9/28 vs. ARZ)**...Notched sack of Kurt Warner...Registered one forced fumble and a fumble recovery. **(9/14 vs. NE)**...Contributed half of sack of Matt Cassell. **(9/7 at MIA)**...Recorded a sack of Chad Pennington in Jets debut.

2007 (ARZ) Started every game at linebacker, recording 6.5 sacks and 106 tackles, his first-career interception, six pass breakups, a forced fumble and two fumble recoveries... Logged six special teams tackles. **SEASON HIGHLIGHTS: (12/23 vs. ATL)**...Recorded a career-high 10 tackles and a sack of Chris Redman. **(12/16 at NO)**...Notched a fumble recovery. **(12/9 at SEA)**...Corralled a sack of Matt Hasselbeck. **(11/11 vs. DET)**...Led ARZ with 2.5 sacks of Jon Kitna, including a strip sack in which he recovered the fumble...Defense held DET to modern-era record 18 yards rushing. **(10/21 at WAS)**...Picked off Jason Campbell for his first-career interception and returned it 14 yards to set up a touchdown in an eventual two-point win...Also notched sack of Campbell. **(10/7 at SL)**...Responsible for sack of Gus Frerotte.

2006 (ARZ) Converted from defensive end to linebacker during the offseason...Appeared in all 16 games for the first time since his 2003 rookie campaign, earning five starts at outside linebacker...Contributed 27 tackles, one sack, two forced fumbles and one pass defended...Responsible for 11 tackles and a blocked field-goal on special teams. **SEASON HIGHLIGHTS: (12/24 at SF)**...Posted sack of Alex Smith. **(10/22 at OAK)**...Forced QB Marques Tuiasosopo to fumble out of bounds. **(9/17 at SEA)**...Blocked a Josh Brown field goal attempt in the second quarter. **(9/10 vs. SF)**...Started first game at strongside linebacker after converting from defensive end...Forced a fumble by tight end Vernon Davis.

2005 (ARZ) Played in five games and earned one start before being placed on the reserve/non-football injury list (10/19)...Recorded 11 tackles and one sack. **SEASON HIGHLIGHTS: (10/9 vs. CAR)**...Logged his only start of the season. **(10/2 vs. SF)**...Sacked Tim Rattay...Recovered a fumble by Rattay on another play that Rattay subsequently fumbled when stripped by Fred Beasley.

2004 (ARZ) Played in 14 games...Recorded 4.5 sacks, 12 tackles, one forced fumble, five passes defended and four special teams tackles. **SEASON HIGHLIGHTS: (11/28 vs. NYJ)**...Contributed half sack of QB Brooks Bollinger. **(10/10 at SF)**...Recorded two sacks on Tim Rattay. **(10/3 at NO)**...Sacked Aaron Brooks. **(9/26 at ATL)**...Victimized Michael Vick for sack and forced fumble on the same play... Fumble recovered by Peppi Zellner.

2003 (ARZ) Started all 16 games at right defensive end as a rookie...Collected 32 tackles, one sack and one fumble recovery. **SEASON HIGHLIGHTS: (10/26 vs. SF)**... Took down Jeff Garcia for his first NFL sack...Recovered a fumble when Ronald McKinnon stripped Kevan Barlow. **(9/7 at DET)**...Started in his NFL debut and led linemen with four tackles and two hurries

BEFORE THE NFL

- ◇ Finished as the all-time tackles-for-loss leader at Wake Forest with 74...Finished second on the all-time list with 29 sacks.
- ◇ Demon Deacon career numbers included 189 total tackles (116 solos), five forced fumbles and a fumble recovery in 42 appearances with 33 starts.
- ◇ Senior All-America pick, the 14th in Wake Forest history, and two-time All-ACC selection.
- ◇ Played outside linebacker and quarterback as a three-year starter at Lithia Springs HS in Douglasville, GA.
- ◇ Finished senior campaign with 88 total tackles, five forced fumbles and three fumble recoveries.
- ◇ Earned All-Region and County Defensive Player of the Year honors in 1997.

OFF THE FIELD

- ◇ Full name is Calvin Lamar Pace.
- ◇ Sociology major at Wake Forest.
- ◇ Attended the Jets Taste of the NFL in New York City dedicated to fighting hunger in the New York metropolitan area.
- ◇ Worked with teammates and Jets Chairman and CEO Woody Johnson through the Interfaith Food Pantry to unload and hand out turkeys to people in need for Thanksgiving at Saint Margaret's Church of Scotland in Morristown, NJ in November 2008.
- ◇ Participated in the *Newark Star Ledger* Junior Reporter program in 2008, which motivates participation in classes with dozens of hands-on activities.
- ◇ Handed out toys to underprivileged children during the holiday season in 2008.
- ◇ Father, Calvin, Sr. is on the Atlanta Police force.
- ◇ Mother, Nancy, and sister, Simone.
- ◇ Also played basketball in high school and enjoys golf, tennis and cooking.



CALVIN PACE'S CAREER STATISTICS

Year/Tm	G/S	TT	S	A	Sk	Yds	Int	Yds	Lg	TD	PD	FF	FR	Yds	TD
03/ARZ	16/16	32	21	11	1	2	-	-	-	-	-	-	1	0	-
04/ARZ	14/0	12	7	5	4.5	22	-	-	-	-	4	1	-	-	-
05/ARZ	5/1	11	7	4	1	5.5	-	-	-	-	-	-	1	0	-
06/ARZ	16/5	27	21	6	1	6	-	-	-	-	1	2	-	-	-
07/ARZ	16/16	106	81	25	6.5	44	1	14	14	-	6	1	2	4	-
08/NYJ	16/16	67	37	30	7	44.5	-	-	-	-	3	5	4	50	1
09/NYJ	12/12	67	43	24	8	63.0	-	-	-	-	1	3	-	-	-
NFL Tot	95/66	322	217	105	29	187	1	14	14	0	15	12	8	54	1
Jets Tot	28/28	134	80	54	15	107.5	-	-	-	-	4	8	4	50	1

Additional Statistics

Special Teams Tackles: 22 (career); 1 (2008); 6 (2007); 11 (2006); 4 (2004).

Career Bests

Tackles: 11 (12/13/09 at TB)

Solo Tackles: 9 (twice, last: 11/4/07 at TB)

Passes Defended: 3 (11/18/07 at CIN)

Sacks: 3 (10/25/09 at OAK)

Forced Fumbles: 2 (10/25/09 at OAK)

CALVIN PACE GAME-BY-GAME

2009 New York Jets

Date	Opp	W/L	P	S	TT	S	A	Sk	Yds	Int	Yds	Lg	TD	PD	FF	FR	Yds	TD
9/13	at HST	W							RESERVED/SUSPENDED									
9/20	NE	W							RESERVED/SUSPENDED									
9/27	TEN	W							RESERVED/SUSPENDED									
10/4	at NO	L							RESERVED/SUSPENDED									
10/12	at MIA	L	1	1	9	7	2	-	-	-	-	-	-	-	-	-	-	-
10/18	BUF	L	1	1	7	4	3	-	-	-	-	-	-	-	-	-	-	-
10/25	at OAK	W	1	1	8	5	3	3.0	14	-	-	-	-	1	2	-	-	-
11/1	MIA	L	1	1	6	3	3	-	-	-	-	-	-	-	-	-	-	-
11/15	JAX	L	1	1	2	1	1	1.0	4	-	-	-	-	-	-	-	-	-
11/22	at NE	L	1	1	4	1	3	-	-	-	-	-	-	-	-	-	-	-
11/29	CAR	W	1	1	6	4	2	1.0	12	-	-	-	-	-	-	-	-	-
12/3	at BUF	W	1	1	3	3	0	-	-	-	-	-	-	-	-	-	-	-
12/13	at TB	W	1	1	11	6	5	1.0	6	-	-	-	-	-	-	-	-	-
12/20	ATL	L	1	1	2	2	0	-	-	-	-	-	-	-	-	-	-	-
12/27	at IND	W	1	1	7	5	2	1.0	19	-	-	-	-	1	-	-	-	-
1/3	CIN	W	1	1	2	2	0	1.0	8	-	-	-	-	-	-	-	-	-
2009 Totals			12	12	67	43	24	8.0	63	0	0	0	0	1	3	0	0	0

2009 Postseason

Date	Opp	W/L	P	S	TT	S	A	Sk	Yds	Int	Yds	Lg	TD	PD	FF	FR	Yds	TD
1/9	at CIN	W	1	1	6	5	1	-	-	-	-	-	-	-	-	-	-	-
1/17	at SD	W	1	1	1	0	1	-	-	-	-	-	-	-	-	-	-	-
1/24	at IND	L	1	1	7	5	2	-	-	-	-	-	-	-	-	-	-	-
Totals			3	3	14	10	4	0.0	0	0	0	0	0	0	0	0	0	0

2008 New York Jets

Date	Opp	W/L	P	S	TT	S	A	Sk	Yds	Int	Yds	Lg	TD	PD	FF	FR	Yds	TD
9/7	at MIA	W	1	1	4	2	2	1.0	6	-	-	-	-	-	-	-	-	-
9/14	NE	L	1	1	6	3	3	0.5	1	-	-	-	-	1	-	-	-	-
9/22	at SD	L	1	1	7	5	2	-	-	-	-	-	-	-	-	-	-	-
9/28	ARZ	W	1	1	5	3	2	1.0	3	-	-	-	-	-	1	1	0	0
10/12	CIN	W	1	1	3	3	0	1.0	6	-	-	-	-	-	1	1	0	0
10/19	at OAK	L	1	1	4	1	3	-	-	-	-	-	-	-	-	-	-	-
10/26	KC	W	1	1	5	4	1	-	-	-	-	-	-	-	-	-	-	-
11/2	at BUF	W	1	1	2	2	0	-	-	-	-	-	-	-	-	-	-	-
11/9	SL	W	1	1	3	0	3	0.5	3.5	-	-	-	-	-	-	1	50	1
11/13	at NE	W	1	1	5	3	2	-	-	-	-	-	-	-	-	-	-	-

Date	Opp	W/L	P	S	TT	S	A	Sk	Yds	Int	Yds	Lg	TD	PD	FF	FR	Yds	TD
11/23	at TEN	W	1	1	1	1	0	1.0	7	-	-	-	-	-	1	-	-	-
11/30	DEN	L	1	1	2	1	1	-	-	-	-	-	-	1	-	-	-	-
12/7	at SF	L	1	1	4	1	3	-	-	-	-	-	-	1	-	1	0	0
12/14	BUF	W	1	1	6	4	2	2.0	18	-	-	-	-	-	1	-	-	-
12/21	at SEA	L	1	1	4	2	2	-	-	-	-	-	-	-	-	-	-	-
12/28	MIA	L	1	1	6	2	4	-	-	-	-	-	-	-	1	-	-	-
2008 Totals			16	16	67	37	30	7.0	44.5	0	0	0	0	3	5	4	50	1

2007 Arizona Cardinals

Date	Opp	W/L	P	S	TT	S	A	Sk	Yds	Int	Yds	Lg	TD	PD	FF	FR	Yds	TD
9/10	at SF	L	1	1	5	3	2	-	-	-	-	-	-	1	-	-	-	-
9/16	SEA	W	1	1	5	5	-	-	-	-	-	-	-	-	-	-	-	-
9/23	at BLT	L	1	1	4	3	1	-	-	-	-	-	-	1	-	-	-	-
9/30	PIT	W	1	1	9	7	2	-	-	-	-	-	-	-	-	-	-	-
10/7	at SL	W	1	1	5	2	3	1.0	4	-	-	-	-	-	-	-	-	-
10/14	CAR	L	1	1	4	3	1	-	-	-	-	-	-	-	-	-	-	-
10/21	at WAS	L	1	1	9	9	-	1.0	8	1	14	14	-	-	-	-	-	-
11/4	at TB	L	1	1	9	9	-	-	-	-	-	-	-	-	-	-	-	-
11/11	DET	W	1	1	7	5	2	2.5	24	-	-	-	-	-	1	1	0	0
11/18	at CIN	W	1	1	6	6	-	-	-	-	-	-	-	3	-	-	-	-
11/25	SF	L	1	1	8	6	2	-	-	-	-	-	-	-	-	-	-	-
12/2	CLV	W	1	1	6	3	3	-	-	-	-	-	-	1	-	-	-	-
12/9	at SEA	L	1	1	8	6	2	1.0	3	-	-	-	-	-	-	-	-	-
12/16	at NO	L	1	1	5	4	1	-	-	-	-	-	-	-	-	1	4	0
12/23	ATL	W	1	1	10	7	3	1.0	5	-	-	-	-	-	-	-	-	-
12/30	SL	W	1	1	6	3	3	-	-	-	-	-	-	-	-	-	-	-
2007 Totals			16	16	106	81	25	6.5	44	1	14	14	0	6	1	2	4	0

2006 Arizona Cardinals

Date	Opp	W/L	P	S	TT	S	A	Sk	Yds	Int	Yds	Lg	TD	PD	FF	FR	Yds	TD
9/10	SF	W	1	1	3	3	-	-	-	-	-	-	-	-	1	-	-	-
9/17	at SEA	L	1	0	1	1	-	-	-	-	-	-	-	-	-	-	-	-
9/24	SL	L	1	1	3	3	-	-	-	-	-	-	-	-	-	-	-	-
10/1	at ATL	L	1	1	4	3	1	-	-	-	-	-	-	-	-	-	-	-
10/8	KC	L	1	1	1	1	-	-	-	-	-	-	-	-	-	-	-	-
10/16	CHI	L	1	0	-	-	-	-	-	-	-	-	-	-	-	-	-	-
10/22	at OAK	L	1	0	7	5	2	-	-	-	-	-	-	-	1	-	-	-
10/29	at GB	L	1	1	3	2	1	-	-	-	-	-	-	-	-	-	-	-
11/12	DAL	L	1	0	-	-	-	-	-	-	-	-	-	-	-	-	-	-
11/19	DET	W	1	0	-	-	-	-	-	-	-	-	-	-	-	-	-	-
11/26	at MIN	L	1	0	-	-	-	-	-	-	-	-	-	-	-	-	-	-
12/3	at SL	W	1	0	4	2	2	-	-	-	-	-	-	-	-	-	-	-
12/10	SEA	W	1	0	-	-	-	-	-	-	-	-	-	1	-	-	-	-
12/17	DEN	L	1	0	-	-	-	-	-	-	-	-	-	-	-	-	-	-
12/24	at SF	W	1	0	1	1	-	1.0	6	-	-	-	-	-	-	-	-	-
12/31	at SD	L	1	0	-	-	-	-	-	-	-	-	-	-	-	-	-	-
2006 Totals			16	5	27	21	6	1.0	6	0	0	0	0	1	2	0	0	0

2005 Arizona Cardinals

Date	Opp	W/L	P	S	TT	S	A	Sk	Yds	Int	Yds	Lg	TD	PD	FF	FR	Yds	TD
9/11	at NYG	L	1	0	2	1	1	-	-	-	-	-	-	-	-	-	-	-
9/18	SL	L	1	0	1	1	-	-	-	-	-	-	-	-	-	-	-	-
9/25	at SEA	L	1	0	1	1	-	-	-	-	-	-	-	-	-	-	-	-
10/2	SF	W	1	0	3	1	2	1.0	6	-	-	-	-	-	-	1	0	0
10/9	CAR	L	1	1	4	3	1	-	-	-	-	-	-	-	-	-	-	-
2005 Totals			5	1	11	7	4	1.0	6	0	0	0	0	0	0	1	0	0

10/19 - Placed on the Reserve/Non-Football Injury List

2004 Arizona Cardinals

Date	Opp	W/L	P	S	TT	S	A	Sk	Yds	Int	Yds	Lg	TD	PD	FF	FR	Yds	TD
9/12	at SL	L	1	0	-	-	-	-	-	-	-	-	-	-	-	-	-	-
9/19	NE	L	1	0	-	-	-	-	-	-	-	-	-	-	-	-	-	-
9/26	at ATL	L	1	0	-	-	-	1.0	7	-	-	-	-	-	1	-	-	-
10/3	NO	W	1	0	1	1	0	1.0	4	-	-	-	-	1	-	-	-	-
10/10	at SF	L	1	0	2	2	0	2.0	8	-	-	-	-	2	-	-	-	-



Date	Opp	W/L	P	S	TT	S	A	Sk	Yds	Int	Yds	Lg	TD	PD	FF	FR	Yds	TD
10/24	SEA	W	1	0	-	-	-	-	-	-	-	-	-	1	-	-	-	-
10/31	at BUF	L	1	0	2	0	2	-	-	-	-	-	-	-	-	-	-	-
11/7	at MIA	W	1	0	-	-	-	-	-	-	-	-	-	-	-	-	-	-
11/14	NYG	W	1	0	-	-	-	-	-	-	-	-	-	-	-	-	-	-
11/21	at CAR	L	1	0	2	1	1	-	-	-	-	-	-	-	-	-	-	-
11/28	NYJ	L	1	0	1	0	1	0.5	4	-	-	-	-	-	-	-	-	-
12/5	at DET	L	1	0	-	-	-	-	-	-	-	-	-	1	-	-	-	-
12/12	SF	L	1	0	1	0	1	-	-	-	-	-	-	-	-	-	-	-
12/19	SL	W								INACTIVE								
12/26	at SEA	L								INACTIVE								
1/2	TB	W	1	0	3	3	0	-	-	-	-	-	-	-	-	-	-	-
2004 Totals			14	0	12	7	5	4.5	23	0	0	0	0	5	1	0	0	0

2003 Arizona Cardinals

Date	Opp	W/L	P	S	TT	S	A	Sk	Yds	Int	Yds	Lg	TD	PD	FF	FR	Yds	TD
9/7	at DET	L	1	1	4	4	0	-	-	-	-	-	-	-	-	-	-	-
9/14	SEA	L	1	1	4	1	3	-	-	-	-	-	-	-	-	-	-	-
9/21	GB	W	1	1	3	1	2	-	-	-	-	-	-	-	-	-	-	-
9/28	at SL	L	1	1	1	1	0	-	-	-	-	-	-	-	-	-	-	-
10/5	at DAL	L	1	1	1	1	0	-	-	-	-	-	-	-	-	-	-	-
10/12	BLT	L	1	1	1	1	0	-	-	-	-	-	-	-	-	-	-	-
10/26	SF	W	1	1	5	4	1	1.0	2	-	-	-	-	-	-	1	0	0
11/2	CIN	W	1	1	1	1	0	-	-	-	-	-	-	-	-	-	-	-
11/9	at PIT	L	1	1	2	1	1	-	-	-	-	-	-	-	-	-	-	-
11/16	at CLV	L	1	1	3	2	1	-	-	-	-	-	-	-	-	-	-	-
11/23	SL	L	1	1	1	1	0	-	-	-	-	-	-	-	-	-	-	-
11/30	at CHI	L	1	1	-	-	-	-	-	-	-	-	-	-	-	-	-	-
12/7	at SF	L	1	1	3	1	2	-	-	-	-	-	-	-	-	-	-	-
12/14	CAR	L	1	1	-	-	-	-	-	-	-	-	-	-	-	-	-	-
12/21	at SEA	L	1	1	1	-	1	-	-	-	-	-	-	-	-	-	-	-
12/28	MIN	W	1	1	2	2	0	-	-	-	-	-	-	-	-	-	-	-
2003 Totals			16	16	32	21	11	1.0	2.0	0	0	0	0	0	0	1	0	0



79
DEFENSIVE
LINE

ROPATI PITOITUA

6-8/310/Washington State
25 years old (as of opening weekend)
Lakewood, WA/Clover Park HS
EXPERIENCE: NFL: 2 / Jets: 3rd
ACQUIRED: Undrafted FA (5/2/08)

CAREER HIGHLIGHTS

- ◇ Spent 2009 on the active roster after spending all of 2008 on the practice squad.
- ◇ Was active for eight games in 2009 and recorded six tackles.
- ◇ Made NFL debut in the 2009 season opening win against HST.

CAREER TRANSACTIONS

- ◇ 12/30/08, NYJ, Signed, Reserve/Future contract
- ◇ 12/16/08, NYJ, IR – Practice Squad
- ◇ 9/1/08, NYJ, Signed, Practice Squad
- ◇ 8/30/08, NYJ, Waived
- ◇ 5/2/08, NYJ, Signed, Undrafted FA

SEASON-BY-SEASON REVIEW

2009 (JETS) Saw action in all eight games in which he was active this season, recording six tackles in those contests... Was inactive for all three postseason contests. **SEASON HIGHLIGHTS: (11/29 vs. CAR)**...Named game captain. **(10/18 vs. BUF)**...Recorded his first two career tackles. **(9/13 at HST)**...Played in his first career game as part of a defense that did not allow an offensive score.

2008 (JETS) Spent the first 15 weeks of the season on the practice squad before being placed on the Practice Squad Injured List on 12/16/08.

BEFORE THE NFL

- ◇ Played in 36 games, starting 25, amassing 116 tackles, 19 tackles-for-loss and 8.5 sacks in his four seasons at Washington State.
- ◇ Named team's Leon Bender Award winner and the squad's Defensive Lineman of the Year as a senior after starting 11 games at tackle and one at defensive end.
- ◇ Played both football and basketball at Clover Park (WA) HS, only picking up football in his junior season.
- ◇ Lettered twice in football and earned the Seamount League's Defensive Player of the Year award as a senior in 2002.

OFF THE FIELD

- ◇ Name pronounced Roe-pot-tee Pi-toe-ee-two-ah.
- ◇ Born in Samoa.
- ◇ Visited East Side Community High School and met with students ranging from 7th to 12th grade.
- ◇ Has an older brother, Maeli, and four sisters, Leutu, twins, Vaiaava and Leao, and Runa.
- ◇ Was a humanities major at Washington State.

ROPATI PITOITUA'S CAREER STATISTICS

Year/Tm	G/S	TT	S	A	Sk	Yds	Int	Yds	Lg	TD	PD	FF	FR	Yds	TD
09/NYJ	8/0	6	1	5	-	-	-	-	-	-	-	-	-	-	-
Totals	8/0	6	1	5	0.0	0.0	0	0	0	0	0	0	0	0	0

Career Postseason Statistics

Year/Tm	G/S	TT	S	A	Sk	Yds	Int	Yds	Lg	TD	PD	FF	FR	Yds	TD
09/NYJ							Inactive								
Totals	0	0	0	0	0.0	0.0	0	0	0	0	0	0	0	0	0

ROPATI PITOITUA GAME-BY-GAME

2009 New York Jets

Date	Opp	W/L	P	S	TT	S	A	Sk	Yds	Int	Yds	Lg	TD	PD	FF	FR	Yds	TD
9/13	at HST	W	1	0	0	0	0	-	-	-	-	-	-	-	-	-	-	-
9/20	NE	W								INACTIVE								
9/27	TEN	W								INACTIVE								
10/4	at NO	L								INACTIVE								
10/12	at MIA	L								INACTIVE								
10/18	BUF	L	1	0	2	0	2	-	-	-	-	-	-	-	-	-	-	-
10/25	at OAK	W	1	0	1	1	0	-	-	-	-	-	-	-	-	-	-	-
11/1	MIA	L	1	0	0	0	0	-	-	-	-	-	-	-	-	-	-	-
11/15	JAX	L	1	0	0	0	0	-	-	-	-	-	-	-	-	-	-	-
11/22	at NE	L								INACTIVE								
11/29	CAR	W	1	0	1	0	1	-	-	-	-	-	-	-	-	-	-	-
12/3	at BUF	W								INACTIVE								
12/13	at TB	W								INACTIVE								
12/20	ATL	L	1	0	2	0	2	-	-	-	-	-	-	-	-	-	-	-
12/27	at IND	W								INACTIVE								
1/3	CIN	W	1	0	0	0	0	-	-	-	-	-	-	-	-	-	-	-
2009 Totals			8	0	6	1	5	0.0	0	0	0	0	0	0	0	0	0	0

2009 Postseason

Date	Opp	W/L	P	S	TT	S	A	Sk	Yds	Int	Yds	Lg	TD	PD	FF	FR	Yds	TD
1/9	at CIN	W								INACTIVE								
1/17	at SD	W								INACTIVE								
1/24	at IND	L								INACTIVE								
Totals			0	0	0	0	0	0	0	0	0	0	0	0	0	0	0	0



22

SAFETY

BRODNEY POOL

6-2 / 210 / Oklahoma

26 years old (as of opening weekend)

Houston, TX/Westbury HS

EXPERIENCE: NFL: 6 / Jets: 1st

ACQUIRED: FA (3/12/10)

ENTERED NFL: D2 (34), 2005 NFL Draft

CAREER HIGHLIGHTS

- ◇ Started 49 of the 71 games he has appeared in and registered 265 tackles, four sacks, 11 interceptions, one touchdown, 35 passes defended, two forced fumbles, three fumble recoveries and 32 special teams tackles.
- ◇ Set a single-season career high with four interceptions in 2009, despite only playing in 11 games.
- ◇ In 2007, set a Cleveland Browns record with a 100-yard interception return for a touchdown versus the Baltimore Ravens.
- ◇ Registered 10 passes defended in both 2006 and 2009.

CAREER TRANSACTIONS

- ◇ 3/12/10, NYJ, Signed FA
- ◇ 4/23/05, CLV, D2 (34)

SEASON-BY-SEASON REVIEW

2009 (CLV) Played in 11 games with 10 starts...Recorded 48 tackles...Tied for the team lead, with four interceptions also added 10 passes defended and a sack...Contributed two tackles on special teams... **SEASON HIGHLIGHTS: (11/22 at DET)**...Intercepted Matthew Stafford for his fourth of the season. **(11/1 at CHI)**...Caught a Jay Cutler pass to record the third interception of the season. **(10/18 at PIT)**...Picked off a Ben Roethlisberger pass. **(10/4 vs. CIN)**...Registered a career-high four passes defended and intercepted a Carson Palmer pass. **(9/13 vs. MIN)** Registered his only sack of the season when he brought down Brett Favre for a six-yard loss.

2008 (CLV) Started all 15 games he played and finished with 65 tackles, one sack, three interceptions, four passes defended, one forced fumble and one fumble recovery. **SEASON HIGHLIGHTS: (12/7 at TEN)**...Tied a career-high with nine tackles. **(11/30 vs. IND)**... Made a key play late in the second quarter on a fourth-and-one from the Cleveland one-yard line when he forced a fumble by Peyton Manning. **(11/23 vs. HST)**...Registered his third interception of the season, when he stepped in front of a Sage Rosenfels pass in the third quarter. **(11/6 vs. DEN)**... Picked off a Jay Cutler pass. **(10/13 vs. NYG)**...Intercepted an Eli Manning pass to stop a potential scoring drive. **(9/7**

vs. DAL)...Inactive for the season opener due to an injury.

2007 (CLV) Started all 16 games and finished with 72 tackles, two interceptions, one he returned 100 yards for a touchdown, and four passes defended. **SEASON HIGHLIGHTS: (11/18 at BLT)**...Set a Browns' record with a 100-yard interception return for a touchdown off a Kyle Boller pass. **(11/11 at PIT)**...Recorded his first interception of the season off of a pass from Ben Roethlisberger. **(9/23 at OAK)**...Established a career high with nine tackles.

2006 (CLV) Played in all 16 games and had eight starts, four at free safety, three at left corner and one at right corner... Collected 54 tackles, one sack, one interception, 10 passes defended, one forced fumble, two fumble recoveries and 20 special teams tackles. **SEASON HIGHLIGHTS: (11/12 at ATL)**...Recorded his second-career interception off a Michael Vick pass. **(9/17 at CIN)**...Notched his second-career sack when he dragged down QB Carson Palmer for a seven-yard loss.

2005 (CLV) Played in 13 games as a rookie and finished with 25 tackles, one sack, one interception, seven passes defended and 10 special teams tackles. **SEASON HIGHLIGHTS: (11/6 vs. TEN)**...Intercepted QB Steve McNair at the two-yard line, as the Browns held on for a 20-14 win...The interception mark the first of his career. **(10/9 vs. CHI)**... Recorded his first-career sack when he got to Kyle Orton.

BEFORE THE NFL

- ◇ Two-year starter at Oklahoma who totaled 171 tackles, nine interceptions, 15 tackles for loss, two sacks for 14 yards, 15 passes defended, two forced fumbles and one fumble recovery.
- ◇ Appeared in 39 college games, including 25 starts.
- ◇ In 2004 as a junior, named *Associated Press* All-Big 12 Conference first-team choice, adding second-team honors from coaches...Started every game at free safety and led the team with a career-high 92 tackles, nine pass breakups, five tackles for loss, two interceptions, one fumble recovery and one blocked kick.
- ◇ Ranked 11th in the nation in 2003 with seven interceptions... Moved into the starting spot at free safety as a sophomore and started all 12 games...Recorded 68 tackles, two sacks, six passes defended, one forced fumble and one

blocked kick...Against Louisiana State in the Sugar Bowl, totaled 10 tackles, with a three-yard sack and returned an interception 49 yards to set up a touchdown drive.

OFF THE FIELD

- ◇ Majored in communications.
- ◇ Attended Westbury (Houston, TX) High School and ranked among the top defensive backs in the country.
- ◇ Father, Robert, played football at Texas A&I.
- ◇ Mother, Rose, is the assistant track coach at the University of Texas.
- ◇ Participated in the Northern New Jersey ALR Walk With Us to Cure Lupus event in 2010.
- ◇ Was very active in the Cleveland community with appearances with the Cleveland Clinic Children's Hospital, Toys For Tots, the Cleveland Foodbank.
- ◇ Helped renovate Bump Taylor Field as part of the NFL Grassroots Field Renovation.

Brodney Pools's Career Inteceptions (11)

11.	11/22/09	at DET	Matthew Stafford
10.	11/1/09	at CHI	Jay Cutler (2)
9.	10/18/09	at PIT	Ben Roethlisberger (2)
8.	10/4/09	vs. CIN	Carson Palmer
7.	11/23/08	vs. HST	Sage Rodenfels
6.	11/6/08	vs. DEN	Jay Cutler (1)
5.	10/13/08	vs. NYG	Eli Manning
4.	11/18/07	at BLT	Kyle Boller
3.	11/11/07	at PIT	Ben Roethlisberger (1)
2.	11/12/06	at ATL	Michael Vick
1.	11/6/05	vs. TEN	Steve McNair

BRODNEY POOL'S CAREER STATISTICS

Year/Tm	G/S	TT	S	A	Sk	Yds	Int	Yds	Lg	TD	PD	FF	FR	Yds	TD
05/CLV	13/0	25	17	8	1.0	5.0	1	1	1	0	7	0	0	0	0
06/CLV	16/8	54	32	22	1.0	7.0	1	0	0	0	10	1	2	0	0
07/CLV	16/16	72	40	32	0.0	0.0	2	103	100t	1	4	0	0	0	0
08/CLV	15/15	65	40	25	1.0	6.0	3	45	24	0	4	1	1	0	0
09/CLV	11/10	48	37	11	1.0	6.0	4	33	32	0	10	0	0	0	0
Totals	71/49	264	166	98	4.0	24.0	11	182	100t	1	35	2	3	0	0

Additional Statistics

Special Teams Tackles: 32 (career); 2 (2009; 0 (2008); 0 (2007); 20 (2006); 10 (2005).

Career Bests

Tackles: 9 (twice, last 12/7/08 at TEN)

Interceptions: 1 (11 times, last 11/22/09 at DET)

Long Interception Return: 100t (11/18/07 at BLT)

Passes Defensed: 4 (10/4/09 vs. CIN)

Sacks: 1 (four times, last 9/13/09 vs. MIN)

BRODNEY POOL GAME-BY-GAME

2009 Cleveland Browns

Date	Opp	W/L	P	S	TT	S	A	Sk	Yds	Int	Yds	Lg	TD	PD	FF	FR	Yds	TD
9/13	MIN	L	1	1	4	4	0	1	6	-	-	-	-	-	-	-	-	-
9/20	at DEN	L	1	1	6	4	2	-	-	-	-	-	-	-	-	-	-	-
9/27	at BLT	L	1	1	2	2	0	-	-	-	-	-	-	-	-	-	-	-
10/4	CIN	L	1	1	6	6	0	-	-	1	0	0	0	4	-	-	-	-
10/11	at BUF	W	1	1	4	1	3	-	-	-	-	-	-	1	-	-	-	-
10/18	at PIT	L	1	1	4	2	2	-	-	1	32	32	0	1	-	-	-	-
10/25	GB	L	1	1	6	4	2	-	-	-	-	-	-	-	-	-	-	-
11/1	at CHI	L	1	0	5	5	0	-	-	1	1	1	0	1	-	-	-	-
11/16	BLT	L	1	1	5	4	1	-	-	-	0	-	-	1	-	-	-	-
11/22	at DET	L	1	1	4	3	1	-	-	1	0	0	0	2	-	-	-	-
12/29	at CIN	L	1	1	2	2	0	-	-	-	-	-	-	-	-	-	-	-
12/6	SD	L																
12/2 - Placed on Injured Reserve																		
2009 Totals				11	10	48	37	11	1.0	6	4	33	32	0	10	0	0	0



2008 Cleveland Browns

Date	Opp	W/L	P	S	TT	S	A	Sk	Yds	Int	Yds	Lg	TD	PD	FF	FR	Yds	TD
9/7	DAL	L							INACTIVE									
9/14	PIT	L	1	1	2	2	0	-	-	-	-	-	-	1	-	-	-	-
9/21	at BLT	L	1	1	6	5	0	-	-	-	-	-	-	-	-	-	-	-
9/28	at CIN	W	1	1	2	2	0	-	-	-	-	-	-	-	-	-	-	-
10/13	NYG	W	1	1	5	4	0	-	-	1	24	24	0	-	-	-	-	-
10/19	at WAS	L	1	1	6	4	2	-	-	-	-	-	-	-	-	1	0	0
10/26	at JAX	W	1	1	6	1	5	1	6	-	-	-	-	-	-	-	-	-
11/2	BLT	L	1	1	5	2	3	-	-	-	-	-	-	-	-	-	-	-
11/6	DEN	L	1	1	3	2	1	-	-	1	13	13	-	1	-	-	-	-
11/17	at BUF	W	1	1	3	2	1	-	-	-	-	-	-	1	-	-	-	-
11/23	HST	L	1	1	5	3	2	-	-	1	8	8	-	-	-	-	-	-
11/30	IND	L	1	1	3	2	1	-	-	-	-	-	-	-	1	-	-	-
12/7	at TEN	L	1	1	9	5	4	-	-	-	-	-	-	1	-	-	-	-
12/15	at PHI	L	1	1	3	2	1	-	-	-	-	-	-	-	-	-	-	-
12/21	CIN	L	1	1	3	1	2	-	-	-	-	-	-	-	-	-	-	-
12/28	at PIT	L	1	1	4	3	1	-	-	-	-	-	-	-	-	-	-	-
2008 Totals				15	15	65	40	23	1.0	6	3	45	24	0	4	1	1	0

2007 Cleveland Browns

Date	Opp	W/L	P	S	TT	S	A	Sk	Yds	Int	Yds	Lg	TD	PD	FF	FR	Yds	TD	
9/9	PIT	L	1	1	-	-	-	-	-	-	-	-	-	-	-	-	-	-	
9/16	CIN	W	1	1	3	2	0	-	-	-	-	-	-	-	-	-	-	-	
9/23	at OAK	L	1	1	9	4	5	-	-	-	-	-	-	-	-	-	-	-	
9/30	BLT	W	1	1	3	2	1	-	-	-	-	-	-	1	-	-	-	-	
10/7	at NE	L	1	1	3	2	1	-	-	-	-	-	-	-	-	-	-	-	
10/14	MIA	W	1	1	4	1	3	-	-	-	-	-	-	1	-	-	-	-	
10/28	at SL	W	1	1	4	2	2	-	-	-	-	-	-	-	-	-	-	-	
11/4	SEA	W	1	1	8	5	3	-	-	-	-	-	-	-	-	-	-	-	
11/11	at PIT	L	1	1	5	3	2	-	-	1	3	3	0	-	-	-	-	-	
11/18	at BLT	W	1	1	2	1	1	-	-	1	100	100t	1	-	-	-	-	-	
11/25	HST	W	1	1	4	2	2	-	-	-	-	-	-	1	-	-	-	-	
12/2	at ARZ	L	1	1	6	3	3	-	-	-	-	-	-	1	-	-	-	-	
12/9	at NYJ	W	1	1	8	4	4	-	-	-	-	-	-	-	-	-	-	-	
12/16	BUF	W	1	1	4	4	0	-	-	-	-	-	-	-	-	-	-	-	
12/23	at CIN	L	1	1	5	2	3	-	-	-	-	-	-	-	-	-	-	-	
12/30	SF	W	1	1	4	2	2	-	-	-	-	-	-	-	-	-	-	-	
2007 Totals				16	16	72	39	32	0.0	0	2	103	100t	0	4	0	0	0	0

2006 Cleveland Browns

Date	Opp	W/L	P	S	TT	S	A	Sk	Yds	Int	Yds	Lg	TD	PD	FF	FR	Yds	TD
9/10	NO	L	1	0	3	2	1	-	-	-	-	-	-	-	-	-	-	-
9/17	at CIN	L	1	0	3	2	1	1	7	-	-	-	-	1	-	-	-	-
9/24	BLT	L	1	0	-	-	-	-	-	-	-	-	-	1	-	-	-	-
10/1	at OAK	W	1	0	1	1	0	-	-	-	-	-	-	-	-	-	-	-
10/8	at CAR	L	1	1	6	4	2	-	-	-	-	-	-	3	-	-	-	-
10/22	DEN	L	1	0	1	1	0	-	-	-	-	-	-	-	-	-	-	-
10/29	NYJ	W	1	0	2	2	0	-	-	-	-	-	-	-	-	-	-	-
11/5	at SD	L	1	0	-	-	-	-	-	-	-	-	-	2	1	1	0	-
11/12	at ATL	W	1	0	4	4	0	-	-	1	0	0	0	2	-	-	-	-
11/19	PIT	L	1	1	7	4	3	-	-	-	-	-	-	-	-	-	-	-
11/26	CIN	L	1	1	6	2	4	-	-	-	-	-	-	-	-	-	-	-
12/3	KC	W	1	1	4	1	3	-	-	-	-	-	-	1	-	-	-	-
12/7	at PIT	L	1	1	7	5	2	-	-	-	-	-	-	-	-	-	-	-
12/17	at BLT	L	1	1	3	1	2	-	-	-	-	-	-	-	-	1	0	-
12/24	TB	L	1	1	6	3	3	-	-	-	-	-	-	-	-	-	-	-
12/31	at HST	L	1	1	1	0	1	-	-	-	-	-	-	-	-	-	-	-
2006 Totals				16	8	54	32	22	1.0	7	1	0	0	10	1	2	0	0

2005 Cleveland Browns

Date	Opp	W/L	P	S	TT	S	A	Sk	Yds	Int	Yds	Lg	TD	PD	FF	FR	Yds	TD
9/11	CIN	L	1	0	1	1	0	-	-	-	-	-	-	-	-	-	-	-
9/18	at GB	W	1	0	2	1	1	-	-	-	-	-	-	-	-	-	-	-
9/25	at IND	L	1	0	1	0	1	-	-	-	-	-	-	-	-	-	-	-
10/9	CHI	W	1	0	1	1	0	1.0	5	-	-	-	-	1	-	-	-	-

Date	Opp	W/L	P	S	TT	S	A	Sk	Yds	Int	Yds	Lg	TD	PD	FF	FR	Yds	TD
10/16	at BLT	L	1	0	1	1	0	-	-	-	-	-	-	-	-	-	-	-
10/23	DET	L	1	0	1	1	0	-	-	-	-	-	-	1	-	-	-	-
10/30	at HST	L	1	0	6	3	3	-	-	-	-	-	-	-	-	-	-	-
11/6	TEN	W	1	0	2	2	0	-	-	1	1	1	0	2	-	-	-	-
11/13	at PIT	L	1	0	1	1	0	-	-	-	-	-	-	1	-	-	-	-
11/20	MIA	W																
11/27	at MIN	L								INACTIVE								
12/4	JAX	L								INACTIVE								
12/11	at CIN	L	1	0	1	1	0	-	-	-	-	-	-	1	-	-	-	-
12/18	at OAK	W	1	0	2	1	1	-	-	-	-	-	-	1	-	-	-	-
12/24	PIT	L	1	0	1	1	0	-	-	-	-	-	-	-	-	-	-	-
1/1	BLT	W	1	0	5	3	2	-	-	-	-	-	-	-	-	-	-	-
2005 Totals			13	0	25	17	8	1.0	5	1	1	1	0	7	0	0	0	0



91
DEFENSIVE
TACKLE

SIONE POUHA

6-3/325/Utah
31 years old (as of opening weekend)
Salt Lake City, UT/East HS
EXPERIENCE: NFL: 6 / Jets: 6th
ACQUIRED: D3 (88), 2005 NFL Draft

CAREER HIGHLIGHTS

- ✦ For his career, he has appeared in 62 games with 15 starts since being drafted in 2005.
- ✦ Has amassed career totals of 133 tackles, four passes defended and a half-sack.
- ✦ Set career-high in games started (14) and tackles (61) in 2009 after stepping in for an injured Kris Jenkins.
- ✦ Has made starts at defensive tackle and nose tackle in his career, starting the final 10 games of the regular season and all three postseason games in 2009 at nose tackle.
- ✦ Made his postseason debut in 2009 and recorded 10 tackles in the Jets three playoff games.

CAREER TRANSACTIONS

- ✦ 2/29/08, NYJ, Signed, Contract Extension
- ✦ 8/11/06, NYJ, IR
- ✦ 4/23/05, NYJ, D3 (88)

SEASON-BY-SEASON REVIEW

2009 (JETS) Appeared in all 16 regular-season games and made a career-high 14 starts as he stepped in following an injury to Kris Jenkins...Started at nose tackle for the season's final 10 regular-season games and improved the rushing defense from 21st to fourth in the league in the weeks after he became a starter...Established new career-highs in total tackles (61) and solo tackles (34)...Started all three postseason contests as the Jets advanced to the AFC Championship Game for the first time since 1998.
POSTSEASON: (AFC Championship: 1/24 at IND)...

Notched two tackles (one solo). **(Divisional: 1/17 at SD)...**Collected six tackles (four solo). **(Wild Card: 1/9 at CIN)...**Made his postseason debut (injured in 2006) and recorded two tackles (one solo). **SEASON HIGHLIGHTS: (1/3 vs. CIN)...**Part of a defense that recorded their second shutout of the season in helping the Jets return to the postseason for the first time since 2006. **(12/20 vs. ATL)...**Combined with Shaun Ellis to stop Jason Snelling on a third-and-goal from the one to force a field goal...Also entered the game as an extra tight end in jumbo package in the fourth quarter. **(12/13 at TB)...**Deflected a Josh Freeman pass and collected four tackles (one solo) as part of a defense that allowed just three points. **(11/22 at NE)...**Recorded five tackles (two solo), including a stop of BenJarvis Green-Ellis on a third-and-two in the fourth quarter to force a punt. **(10/25 at OAK)...**Made his first start of the season at nose tackle in place of an injured Kris Jenkins, collecting four tackles (two solo) as the defense recorded their first shutout of the season...Named game captain. **(10/18 vs. BUF)...**Notched a career-high nine tackles, with a career-high six solo stops. **(10/4 at NO)...**Collected seven tackles (four solo) as part of a defense that held the number-one scoring team in the league to 10 points on offense. **(9/13 at HST)...**Made first start since 12/9/07 vs. CLV at tackle in place of a suspended Shaun Ellis and recorded three tackles (one solo) as team held HST scoreless on offense.

2008 (JETS) Appeared in all 16 games, logging 23 tackles, 0.5 sacks and one pass breakup. **SEASON HIGHLIGHTS: (11/13 at NE)...**Recorded his first-career half-sack with 11:17 remaining in the third quarter, taking down QB Matt Cassel with David Bowens on Thursday Night Football.



2007 (JETS) Played in all 16 games, starting one, recording 39 tackles and one pass defended...Produced 17 of his 39 tackles in 2007 in the last four games of the season.

SEASON HIGHLIGHTS: (12/23 at TEN)...Recorded a career-high eight tackles, all of which were solo, and one pass defended. **(12/9 vs. CLV)**...Registered first-career start, recording two solo tackles.

2006 (JETS) Placed on injured reserve, 8/13.

2005 (JETS) Appeared in 14 games, recording 10 tackles (seven solo) and one pass defended. **SEASON HIGHLIGHTS: (1/1 vs. BUF)**...Rotated in on the defensive line and was credited with two solo tackles and his first-career pass defended. **(9/11 at KC)**...Notched one tackle in his first NFL game.

BEFORE THE NFL

◇ Signed a letter of intent with Utah in 1997, before leaving for a Mormon mission to Pittsburgh (1998-2000).

◇ Started 10 games and earned first-team all-conference as a senior in 2004, after finishing with 36 tackles, four passes defended and one interception...Helped Utah to the 2005 Fiesta Bowl as part of the Bowl Championship Series.

◇ Earned *USA Today* honorable mention All-America honors as a senior at Salt Lake City East (UT) HS in 1996.

OFF THE FIELD

◇ Born Sione Sonasi Po'uha.

◇ Parents Sonasi and Susana Pouha

◇ Behavior science and health major at Utah.

◇ He and his Wife, Keiti Kaufusi Pouha, have two sons: Viliami and Sonasi; and two daughters: Leilani and Kesaia

◇ Joined New York Jets Owner, Robert W. Johnson IV, for the commissioning of the USS New York, which was constructed from steel from the World Trade Center.

◇ Wife, Katie; one daughter, Leilani, and two sons, Viliami and Sonasi, Jr.

SIONE POUHA'S CAREER STATISTICS

Year/Tm	G/S	TT	S	A	Sk	Yds	Int	Yds	Lg	TD	PD	FF	FR	Yds	TD
05/NYJ	14/0	10	7	3	-	-	-	-	-	-	1	-	-	-	-
06/NYJ															
07/NYJ	16/1	39	32	7	-	-	-	-	-	-	1	-	-	-	-
08/NYJ	16/0	23	14	9	0.5	0.5	-	-	-	-	1	-	-	-	-
09/NYJ	16/14	61	34	27	-	-	-	-	-	-	1	-	-	-	-
Totals	62/15	133	87	46	0.5	0.5	0	0	0	0	4	0	0	0	0

INJURED RESERVE

Career Bests

Tackles: 9 (10/18/09 vs. BUF)

Solo Tackles: 8 (12/23/07 at TEN)

Sacks: 0.5 (11/13/08 at NE)

Career Postseason Statistics

Year/Tm	G/S	TT	S	A	Sk	Yds	Int	Yds	Lg	TD	PD	FF	FR	Yds	TD
09/NYJ	3/3	10	6	4	-	-	-	-	-	-	-	-	-	-	-
Totals	3/3	10	6	4	0.0	0.0	0	0	0	0	0	0	0	0	0

SIONE POUHA GAME-BY-GAME

2009 New York Jets

Date	Opp	W/L	P	S	TT	S	A	Sk	Yds	Int	Yds	Lg	TD	PD	FF	FR	Yds	TD
9/13	at HST	W	1	1	3	1	2	-	-	-	-	-	-	-	-	-	-	-
9/20	NE	W	1	0	3	3	0	-	-	-	-	-	-	-	-	-	-	-
9/27	TEN	W	1	1	1	1	0	-	-	-	-	-	-	-	-	-	-	-
10/4	at NO	L	1	0	7	4	3	-	-	-	-	-	-	-	-	-	-	-
10/12	at MIA	L	1	1	3	2	1	-	-	-	-	-	-	-	-	-	-	-
10/18	BUF	L	1	1	9	6	3	-	-	-	-	-	-	-	-	-	-	-
10/25	at OAK	W	1	1	4	2	2	-	-	-	-	-	-	-	-	-	-	-
11/1	MIA	L	1	1	4	4	0	-	-	-	-	-	-	-	-	-	-	-
11/15	JAX	L	1	1	2	2	0	-	-	-	-	-	-	-	-	-	-	-
11/22	at NE	L	1	1	5	2	3	-	-	-	-	-	-	-	-	-	-	-
11/29	CAR	W	1	1	4	1	3	-	-	-	-	-	-	-	-	-	-	-
12/3	at BUF	W	1	1	1	0	1	-	-	-	-	-	-	-	-	-	-	-
12/13	at TB	W	1	1	4	1	3	-	-	-	-	-	-	-	1	-	-	-
12/20	ATL	L	1	1	4	3	1	-	-	-	-	-	-	-	-	-	-	-

Date	Opp	W/L	P	S	TT	S	A	Sk	Yds	Int	Yds	Lg	TD	PD	FF	FR	Yds	TD
12/27	at IND	W	1	1	4	1	3	-	-	-	-	-	-	-	-	-	-	-
1/3	CIN	W	1	1	3	1	2	-	-	-	-	-	-	-	-	-	-	-
2009 Totals			16	14	61	34	27	0.0	0	0	0	0	0	1	0	0	0	0

2009 Postseason

Date	Opp	W/L	P	S	TT	S	A	Sk	Yds	Int	Yds	Lg	TD	PD	FF	FR	Yds	TD
1/9	at CIN	W	1	1	2	1	1	-	-	-	-	-	-	-	-	-	-	-
1/17	at SD	W	1	1	6	4	2	-	-	-	-	-	-	-	-	-	-	-
1/24	at IND	L	1	1	2	1	1	-	-	-	-	-	-	-	-	-	-	-
Totals			3	3	10	6	4	0	0	0	0	0	0	0	0	0	0	0

2008 New York Jets

Date	Opp	W/L	P	S	TT	S	A	Sk	Yds	Int	Yds	Lg	TD	PD	FF	FR	Yds	TD
9/7	at MIA	W	1	0	2	2	0	-	-	-	-	-	-	-	-	-	-	-
9/14	NE	L	1	0	3	1	2	-	-	-	-	-	-	-	-	-	-	-
9/22	at SD	L	1	0	2	1	1	-	-	-	-	-	-	-	-	-	-	-
9/28	ARI	W	1	0	1	0	1	-	-	-	-	-	-	-	-	-	-	-
10/12	CIN	W	1	0	2	1	1	-	-	-	-	-	-	-	-	-	-	-
10/19	at OAK	L	1	0	1	1	0	-	-	-	-	-	-	-	-	-	-	-
10/26	KC	W	1	0	2	1	1	-	-	-	-	-	-	-	-	-	-	-
11/2	at BUF	W	1	0	2	1	1	-	-	-	-	-	-	1	-	-	-	-
11/9	SL	W	1	0	-	-	-	-	-	-	-	-	-	-	-	-	-	-
11/13	at NE	W	1	0	2	1	1	0.5	0	-	-	-	-	-	-	-	-	-
11/23	at TEN	W	1	0	-	-	-	-	-	-	-	-	-	-	-	-	-	-
11/30	DEN	L	1	0	2	2	0	-	-	-	-	-	-	-	-	-	-	-
12/7	at SF	L	1	0	3	2	1	-	-	-	-	-	-	-	-	-	-	-
12/14	BUF	W	1	0	-	-	-	-	-	-	-	-	-	-	-	-	-	-
12/21	at SEA	L	1	0	1	1	0	-	-	-	-	-	-	-	-	-	-	-
12/28	MIA	L	1	0	-	-	-	-	-	-	-	-	-	-	-	-	-	-
2008 Totals			16	0	23	14	9	0.5	0	0	0	0	0	1	0	0	0	0

2007 New York Jets

Date	Opp	W/L	P	S	TT	S	A	Sk	Yds	Int	Yds	Lg	TD	PD	FF	FR	Yds	TD
9/9	NE	L	1	0	2	2	0	-	-	-	-	-	-	-	-	-	-	-
9/16	at BLT	L	1	0	-	-	-	-	-	-	-	-	-	-	-	-	-	-
9/23	MIA	W	1	0	-	-	-	-	-	-	-	-	-	-	-	-	-	-
9/30	at BUF	L	1	0	2	1	1	-	-	-	-	-	-	-	-	-	-	-
10/7	at NYG	L	1	0	1	1	0	-	-	-	-	-	-	-	-	-	-	-
10/14	PHI	L	1	0	1	1	0	-	-	-	-	-	-	-	-	-	-	-
10/21	at CIN	L	1	0	3	3	0	-	-	-	-	-	-	-	-	-	-	-
10/28	BUF	L	1	0	2	1	1	-	-	-	-	-	-	-	-	-	-	-
11/4	WAS	L	1	0	1	0	1	-	-	-	-	-	-	-	-	-	-	-
11/18	PIT	W	1	0	5	3	2	-	-	-	-	-	-	-	-	-	-	-
11/22	at DAL	L	1	0	3	3	0	-	-	-	-	-	-	-	-	-	-	-
12/2	at MIA	W	1	0	2	1	1	-	-	-	-	-	-	-	-	-	-	-
12/9	CLV	L	1	1	2	2	0	-	-	-	-	-	-	-	-	-	-	-
12/16	at NE	L	1	0	6	5	1	-	-	-	-	-	-	-	-	-	-	-
12/23	at TEN	L	1	0	8	8	0	-	-	-	-	-	-	1	-	-	-	-
12/30	KC	W	1	0	1	1	0	-	-	-	-	-	-	-	-	-	-	-
2007 Totals			16	1	39	32	7	0.0	0	0	0	0	0	1	0	0	0	0

2005 New York Jets

Date	Opp	W/L	P	S	TT	S	A	Sk	Yds	Int	Yds	Lg	TD	PD	FF	FR	Yds	TD
9/11	at KC	L	1	0	1	1	0	-	-	-	-	-	-	-	-	-	-	-
9/18	MIA	W	1	0	-	-	-	-	-	-	-	-	-	-	-	-	-	-
9/25	JAX	L	1	0	1	0	1	-	-	-	-	-	-	-	-	-	-	-
10/2	at BLT	L	1	0	-	-	-	-	-	-	-	-	-	-	-	-	-	-
10/9	TB	W	1	0	-	-	-	-	-	-	-	-	-	-	-	-	-	-
10/16	at BUF	L	1	0	1	0	1	-	-	-	-	-	-	-	-	-	-	-
10/24	at ATL	L	1	0	-	-	-	-	-	-	-	-	-	-	-	-	-	-
11/6	SD	L	1	0	1	1	0	-	-	-	-	-	-	-	-	-	-	-
11/13	at CAR	L	1	0	-	-	-	-	-	-	-	-	-	-	-	-	-	-
11/20	at DEN	L	1	0	1	1	0	-	-	-	-	-	-	-	-	-	-	-
11/27	NO	L																
12/4	at NE	L																

INACTIVE
INACTIVE

Date	Opp	W/L	P	S	TT	S	A	Sk	Yds	Int	Yds	Lg	TD	PD	FF	FR	Yds	TD
12/11	OAK	W	1	0	-	-	-	-	-	-	-	-	-	-	-	-	-	-
12/18	at MIA	L	1	0	-	-	-	-	-	-	-	-	-	-	-	-	-	-
12/26	NE	L	1	0	3	2	1	-	-	-	-	-	-	-	-	-	-	-
1/1	BUF	W	1	0	2	2	0	-	-	-	-	-	-	1	-	-	-	-
2005 Totals			14	0	10	7	3	0.0	0	0	0	0	0	1	0	0	0	0

THE 2009 JETS DEFENSE

Ranked #1 in...

Total Points Allowed/Game	14.8
Total Yards Allowed/Game	252.3
Passing Yards Allowed/Game	153.7
Passing Touchdowns Allowed	8
Yards Per Play Allowed	4.2
Offensive Points Allowed	187
Offensive Touchdowns Allowed	19
First Downs Allowed	237
Opponent Plays, 10-yards-or-more	153
Scoring Drives Allowed	38
Third Down Conv. Allowed by pct	31.5%
Three-and-Out Drives	64
Three-and-Out Drives by pct	34.2%

And...

- Allowed an NFL-low 38 scoring drives. Of those drives, the Jets are the only team in the NFL that did not allow a "quick strike" scoring drive of four-plays-or-less during the regular season.
- Created the highest percentage of three-and-outs forced on defense (64-of-187, 34.2 percent) in the NFL.
- Produced the 10th and 11th regular season shutouts in franchise history during the 2009 regular season.
 - At OAK, 38-0, 10/25, the first Jets shutout since 12/14/03, a 6-0 win over PIT. The 38-point shutout was the most Jets defeated IND, 41-0, 1/4/03, in the 2002 Postseason.
 - Versus CIN, 37-0, 1/3/10, in the regular season finale.
- Allowed the lowest percentage of third down conversions, at 31.5 percent (69-of-219).
- Allowed the least amount of plays for 10+ yards in the regular season (153) and the least amount of touchdowns of 10+ yards (7).
- Allowed the least amount of 10+ yard-passes (107). CAR finished second (126).





Proud to protect your home team.

MetLife

Official Insurance Company of the 2010 New York Jets.

When you're at the New Meadowlands Stadium, be sure to visit MetLife Central. There's always something going on – like a chance to win seat upgrades, tickets to upcoming games or even an opportunity to meet your favorite players and coaches – and other amazing prizes. Stop by in person or visit us at **metlifecentral.com**.



24

CORNERBACK

DARRELLE REVIS

5-11 / 198 / PITTSBURGH

25 years old (as of opening weekend)

Aliquippa, PA/Aliquippa (PA) HS

EXPERIENCE: NFL: 4 / Jets: 4th

ACQUIRED: D1 (14), 2007 NFL Draft

CAREER HIGHLIGHTS

- Started all 48 games in his career and has recorded 222 tackles, one sack, 14 interceptions, two touchdowns, 62 passes defended, two forced fumbles and two fumble recoveries.
- In 2009, earned second-consecutive Pro Bowl selection, first as a starter...Voted Curtis Martin Team MVP by teammates...Named first team All-Pro by *The Associated Press*, *Sporting News* and *Sports Illustrated*/Peter King... Also named to the PFW/PFWA All-NFL team.
- Earned his first Pro Bowl selection in 2008 after finishing the season with 59 tackles, five interceptions, 15 passes defended, one forced fumble, two fumble recoveries, as well as his first-career sack and first-career interception return for touchdown.
- Named to the *Pro Football Weekly* All-Rookie Team in 2007 along with David Harris, marking the second consecutive season that the Jets' first two draft selections were all-rookie choices. D'Brickashaw Ferguson and Nick Mangold earned similar recognition in 2006.
- In his rookie season in 2007, he led the secondary and ranked third on the team with 91 total tackles, leading the team with 77 solo tackles and 13 passes defended.
- Became the Jets' first rookie to start at cornerback on opening day since Ray Mickens, at DEN, 9/6/96.

CAREER TRANSACTIONS

- 4/28/07, NYJ, *D1 (14)

*To acquire this pick, Jets traded D1 (25 - Jon Beason), D2 (59 - Ryan Kalil) and D5 (164 - Tim Shaw) to CAR for D1 (14) and D6 (191 - GB - Korey Hall).

SEASON-BY-SEASON REVIEW

2009 (JETS) Earned second consecutive Pro Bowl appearance and his first as a starter after starting all 16 regular-season games and spearheading the Jets' first-ranked defense... The defense paced the NFL in seven categories: total yards allowed, points allowed, yards allowed per play, passing yards allowed, passing yards allowed per play, first downs allowed and third down percentage against... It marked the first time in team history the Jets led the NFL in total defense... Started all three postseason games and led the team with

two interceptions, while adding nine tackles and three passes defended. **POSTSEASON: (AFC Championship: 1/24 at IND)**...Played in his third postseason game...Started at cornerback and held Colts WR Reggie Wayne to three receptions for 33 yards. **(Divisional: 1/17 at SD)**...Started his second postseason game...Intercepted Philip Rivers in the third quarter and returned the ball for six yards...Marked his second interception in two postseason games...He is the ninth Jet to record two postseason interceptions. **(Wild Card: 1/9 at CIN)**...Made NFL postseason debut...Started at cornerback...Intercepted Carson Palmer and returned the ball 20 yards...The interception led to a 4-play, 57-yard TD drive...Held Chad Ochocinco to two receptions for 28 yards. **SEASON HIGHLIGHTS: (12/20 vs. ATL)**...Started at cornerback...Recorded five tackles (three solo) and three passes defended...Held Pro Bowl receiver Roddy White to three receptions for 33 yards. **(12/13 at TB)**...Started at cornerback...Intercepted Josh Freeman in the fourth quarter and returned it 54 yards to the Buccaneers' seven-yard line...The interception marked his sixth interception of the season, a new career high. **(12/3 at BUF)**...Started at cornerback...Intercepted Ryan Fitzpatrick with 2:02 left in the fourth quarter to seal the Jets' 19-13 victory...Held Terrell Owens to three catches for 31 yards. **(11/29 vs. CAR)**...Named AFC Defensive Player of the Week...Started at cornerback...Intercepted Jake Delhomme's pass and returned it 67 yards for his first touchdown of the season and second of his career in the first quarter...Marked the Jets' first defensive touchdown of the season...Picked off Delhomme in the second quarter...It is the second time in his career he recorded a multi-interception game...He also intercepted Kurt Warner twice vs. ARZ, 9/28/08. **(11/22 at NE)**...Started at cornerback...Held WR Randy Moss to five receptions for 34 yards and a touchdown. **(10/25 at OAK)**...Started at cornerback...Intercepted JaMarcus Russell in the end zone. **(10/18 vs. BUF)**...Named game captain...Started at cornerback...Held Pro Bowl WR Terrell Owens to three receptions for 13 yards. **(9/20 vs. NE)**...Started at cornerback...Recorded his ninth-career interception on a Tom Brady pass intended for Randy Moss...Held Moss to four receptions for 24 yards...Part of a defensive effort that did not allow an offensive touchdown for the second consecutive game. **(9/13 at HST)**...Started at cornerback...Held 2008 Pro Bowl WR Andre Johnson to four catches for 35 yards...Awarded game ball.

2008 (JETS) Earned Pro Bowl honors after he finished the season making 16 starts and recording 59 tackles, one sack, 15 passes defended, one forced fumble, two fumble recoveries and five interceptions...Named Jets' Defensive Player of the Game after his performance in the overtime win at NE, 11/13 and for his outing at BUF, 11/2. **SEASON HIGHLIGHTS: (12/21 at SEA)**...Recovered his second fumble of the season with 10:34 remaining in the second quarter. **(12/14 vs. BUF)**...Intercepted J.P. Losman for his team-leading fifth interception of the season with 1:47 remaining in the game, sealing the Jets' 31-27 win. **(11/30 vs. DEN)**...Registered a career-high four passes defended. **(11/2 at BUF)**...Sacked QB Trent Edwards for a nine-yard loss, creating a forced fumble and fumble recovery with 9:06 remaining in the first quarter, leading to a 26-yard Jay Feely field goal...Also recorded an interception (Edwards) to no gain. Registered five tackles (four solo)...Nominated for GMC Defensive Player of the Week and named Jets' Defensive Player of the Game. **(9/28 vs. ARZ)**...Nominated for AFC Defensive Player of the Week...Tallied a career-high two interceptions, both off of Kurt Warner...Returned one interception 32 yards for a touchdown, the first of his career...Nominated for NFL GMC Defensive Player of the Week. **(9/7 at MIA)**...Collected his first interception of the season off of former Jet Chad Pennington with :10 remaining in the fourth quarter, securing the Jets 20-14 victory.

2007 (JETS) Started every game, logging 91 tackles, three interceptions, a forced fumble and a team-leading 13 passes defended. **SEASON HIGHLIGHTS: (12/16 at NE)**...Picked off Tom Brady in the third quarter for his third interception of the year, beating Randy Moss to the ball. **(12/2 at MIA)**...Intercepted John Beck, returning the ball for one yard. **(11/22 at DAL)**...Recorded six solo tackles with one pass defended...Responsible for covering Cowboys WR Terrell Owens for the majority of the game and helped limit him to six receptions for 65 yards and a touchdown, ending his streak of four-consecutive 100-yard receiving games. **(10/28 vs. BUF)**...Intercepted Trent Edwards in the second quarter and returned it 19 yards for his first-career interception. **(10/14 vs. PHI)**...Started sixth-career game, recording a career-high 10 tackles with nine solos. **(9/30 at BUF)**...Forced a fumble by Robert Royal after a short pass recovered by Victor Hobson. **(9/9 vs. NE)**...Became the Jets first rookie to start at cornerback on opening day since Ray Mickens at DEN, 9/6/96...Recorded six total tackles with five solos.

BEFORE THE NFL

- ◇ Finished his three-year career at Pittsburgh with 129 tackles, eight interceptions and four touchdowns; two via punt returns and two via interceptions.
- ◇ Semifinalist for the 2006 Jim Thorpe Award for the nation's top defensive back.

- ◇ Named to Rivals' All-America Team (third team) as a "utility" player.
- ◇ First Pittsburgh cornerback to be selected first-team All-Conference twice since Hank Poteat accomplished the feat in 1998 and 1999.
- ◇ His 73-yard punt return against West Virginia was selected the 2006 "College Football Play of the Year" by ESPN. On the play, Revis fielded the punt on a bounce, cut all the way across the field and then weaved through several potential tacklers up the sideline to reach the end zone.
- ◇ As a junior, became the first player in Pittsburgh history to return an interception for a touchdown in consecutive games.
- ◇ In 2004, was named to the first-team Freshman All-America by *The Sporting News*.
- ◇ The first true freshman to start an opening game for Pitt's defense since cornerback Shawntae Spencer started the 2000 opener against Kent State.
- ◇ Played quarterback, defensive back, wide receiver, cornerback and kick returner at Aliquippa (PA) HS, where he was named the *Associated Press* Pennsylvania Class AA Player of the Year and a first-team selection of the Pennsylvania Class AA All-State team as a senior.
- ◇ Compiled 1,637 total yards and 13 touchdowns as a senior, averaging 15.4 yards per touch.
- ◇ Played basketball, averaging 22.8 points per game as a senior in earning *Associated Press* Pennsylvania Class AA All-State first-team honors and a selection for the *Pittsburgh Post-Gazette's* "Fabulous Five."

OFF THE FIELD

- ◇ Social Sciences major at Pittsburgh.
- ◇ In track at Aliquippa HS, he ran on the WPIAL Class AA champion 400-meter relay team that placed third at state championships.
- ◇ Nephew of former defensive tackle Sean Gilbert, who spent 12 seasons with the Rams, Redskins, Panthers and Raiders and also attended Pitt (1988-91) and Aliquippa HS.
- ◇ Participated in the United Way Hometown Huddle, 10/8/07, which supports youth fitness by volunteering time and lending a voice.
- ◇ Supported Play 60 NFL Draft week event in 2008 which promotes children getting out and playing for one hour a day.
- ◇ Served as a spokesperson for the Jets' Taste of the NFL event in Manhattan, an event dedicated to helping fight hunger in the New York Tri-State area.
- ◇ Has a daughter and a son.

Darrelle Revis' Career Interceptions (16)

16.	#1/17/10	at SD	Philip Rivers
15.	#1/9/10	at CIN	Carson Palmer
14.	12/13/09	at TB	Josh Freeman



13.	12/3/09	at BUF (Tor)	Ryan Fitzpatrick	5.	9/28/08	vs. ARI	Kurt Warner (1)*
12.	11/29/09	vs. CAR	Jake Delhomme (2)	4.	9/7/08	at MIA	Chad Pennington
11.	11/29/09	vs. CAR	Jake Delhomme (1)*	3.	12/16/07	at NE	Tom Brady (1)
10.	10/25/09	at OAK	JaMarcus Russell	2.	12/02/07	at MIA	John Beck
9.	9/20/09	vs. NE	Tom Brady (2)	1.	10/28/07	vs. BUF	Trent Edwards (1)
8.	12/14/08	vs. BUF	J.P. Losman	#=Postseason			
7.	11/2/08	at BUF	Trent Edwards (2)	*=Returned for a TD			
6.	9/28/08	vs. ARI	Kurt Warner (2)				

DARRELLE REVIS' CAREER STATISTICS

Year/Tm	G/S	TT	S	A	Sk	Yds	Int	Yds	Lg	TD	PD	FF	FR	Yds	TD
07/NYJ	16/16	91	77	14	-	-	3	20	19	-	13	1	-	-	-
08/NYJ	16/16	59	45	14	1	9	5	38	32	1	15	1	2	0	0
09/NYJ	16/16	72	59	13	-	-	6	121	67t	1	34	-	-	-	-
Totals	48/48	222	181	41	1	9	14	179	67t	2	62	2	2	0	0

Career Bests

Tackles: 10 (10/14/07 vs. PHI)

Solo Tackles: 9 (10/14/07 vs. PHI)

Passes Defensed: 5 (12/3/09 at BUF)

Sacks: 1 (11/2/08 at BUF)

Interception: 2 (twice, last 11/29/09 vs. CAR)

Longest INT Return: 67t (11/29/09 vs. CAR)

CAREER POSTSEASON STATISTICS

Year/Tm	G/S	TT	S	A	Sk	Yds	Int	Yds	Lg	TD	PD	FF	FR	Yds	TD
09/NYJ	3/3	9	9	-	-	-	2	26	20	-	3	-	-	-	-
Totals	3/3	9	9	-	-	-	2	26	20	-	3	-	-	-	-

DARRELLE REVIS GAME-BY-GAME

2009 New York Jets

Date	Opp	W/L	P	S	TT	S	A	Sk	Yds	Int	Yds	Lg	TD	PD	FF	FR	Yds	TD
9/13	at HST	W	1	1	4	1	3	-	-	-	-	-	-	-	-	-	-	-
9/20	NE	W	1	1	7	7	0	-	-	1	0	0	0	1	-	-	-	-
9/27	TEN	W	1	1	8	8	0	-	-	-	-	-	-	3	-	-	-	-
10/4	at NO	L	1	1	3	2	1	-	-	-	-	-	-	3	-	-	-	-
10/12	at MIA	L	1	1	6	5	1	-	-	-	-	-	-	-	-	-	-	-
10/18	BUF	L	1	1	6	5	1	-	-	-	-	-	-	3	-	-	-	-
10/25	at OAK	W	1	1	5	3	2	-	-	1	0	0	0	3	-	-	-	-
11/1	MIA	L	1	1	3	2	1	-	-	-	-	-	-	-	-	-	-	-
11/15	JAX	L	1	1	5	5	0	-	-	-	-	-	-	2	-	-	-	-
11/22	at NE	L	1	1	4	4	0	-	-	-	-	-	-	3	-	-	-	-
11/29	CAR	W	1	1	2	2	0	-	-	2	67	67t	1	3	-	-	-	-
12/3	at BUF	W	1	1	4	3	1	-	-	1	0	0	0	5	-	-	-	-
12/13	at TB	W	1	1	3	3	0	-	-	1	54	54	0	4	-	-	-	-
12/20	ATL	L	1	1	5	3	2	-	-	-	-	-	-	3	-	-	-	-
12/27	at IND	W	1	1	6	5	1	-	-	-	-	-	-	1	-	-	-	-
1/3	CIN	W	1	1	1	1	0	-	-	-	-	-	-	-	-	-	-	-
2009 Totals			16	16	72	59	13	0.0	0	6	121	67t	1	34	0	0	0	0

2009 Postseason

Date	Opp	W/L	P	S	TT	S	A	Sk	Yds	Int	Yds	Lg	TD	PD	FF	FR	Yds	TD
1/9	at CIN	W	1	1	4	4	0	-	-	1	20	20	0	1	-	-	-	-
1/17	at SD	W	1	1	2	2	0	-	-	1	6	6	0	2	-	-	-	-
1/24	at IND	L	1	1	3	3	0	-	-	-	-	-	-	-	-	-	-	-
Totals			3	3	9	9	0	0	0	2	26	20	0	3	0	0	0	0

2008 New York Jets

Date	Opp	W/L	P	S	TT	S	A	Sk	Yds	Int	Yds	Lg	TD	PD	FF	FR	Yds	TD
9/7	at MIA	W	1	1	5	2	3	-	-	1	0	0	0	1	-	-	-	-
1/4	NE	L	1	1	3	3	0	-	-	-	-	-	-	1	-	-	-	-

9	Date	Opp	W/L	P	S	TT	S	A	Sk	Yds	Int	Yds	Lg	TD	PD	FF	FR	Yds	TD
	9/22	at SD	L	1	1	3	2	1	-	-	-	-	-	-	-	-	-	-	-
	9/28	ARZ	W	1	1	4	3	1	-	-	2	32	32t	1	2	-	-	-	-
	10/12	CIN	W	1	1	6	5	1	-	-	-	-	-	-	-	-	-	-	-
	10/19	at OAK	L	1	1	2	1	1	-	-	-	-	-	-	2	-	-	-	-
	10/26	KC	W	1	1	3	2	1	-	-	-	-	-	-	1	-	-	-	-
	11/2	at BUF	W	1	1	5	4	1	1	9	1	0	0	0	1	1	1	0	0
	11/9	SL	W	1	1	5	4	1	-	-	-	-	-	-	1	-	-	-	-
	11/13	at NE	W	1	1	1	0	1	-	-	-	-	-	-	-	-	-	-	-
	11/23	at TEN	W	1	1	2	2	0	-	-	-	-	-	-	1	-	-	-	-
	11/30	DEN	L	1	1	4	3	1	-	-	-	-	-	-	4	-	-	-	-
	12/7	at SF	L	1	1	4	4	0	-	-	-	-	-	-	-	-	-	-	-
	12/14	BUF	W	1	1	5	4	1	-	-	1	6	6	0	1	-	-	-	-
	12/21	at SEA	L	1	1	3	3	0	-	-	-	-	-	-	-	-	1	0	0
	12/28	MIA	L	1	1	4	3	1	-	-	-	-	-	-	-	-	-	-	-
	2008 Totals			16	16	59	45	14	1.0	9	5	38	32t	1	15	1	2	0	0

2007 New York Jets

2007 - New York Jets

Date	Opp	W/L	P	S	TT	S	A	Sk	Yds	Int	Yds	Lg	TD	PD	FF	FR	Yds	TD
9/9	NE	L	1	1	6	5	1	-	-	-	-	-	-	-	-	-	-	-
9/16	at BLT	L	1	1	5	5	0	-	-	-	-	-	-	2	-	-	-	-
9/23	MIA	W	1	1	9	8	1	-	-	-	-	-	-	-	-	-	-	-
9/30	at BUF	L	1	1	7	7	0	-	-	-	-	-	-	2	1	-	-	-
10/7	at NYG	L	1	1	6	4	2	-	-	-	-	-	-	1	-	-	-	-
10/14	PHI	L	1	1	10	9	1	-	-	-	-	-	-	-	-	-	-	-
10/21	at CIN	L	1	1	6	5	1	-	-	-	-	-	-	1	-	-	-	-
10/28	BUF	L	1	1	6	5	1	-	-	1	19	19	-	1	-	-	-	-
11/4	WAS	L	1	1	3	2	1	-	-	-	-	-	-	-	-	-	-	-
11/18	PIT	W	1	1	7	5	2	-	-	-	-	-	-	-	-	-	-	-
11/22	at DAL	L	1	1	6	6	0	-	-	-	-	-	-	1	-	-	-	-
12/2	at MIA	W	1	1	4	3	1	-	-	1	1	1	-	-	-	-	-	-
12/9	CLV	L	1	1	3	3	0	-	-	-	-	-	-	2	-	-	-	-
12/16	at NE	L	1	1	6	3	3	-	-	1	0	0	-	1	-	-	-	-
12/23	at TEN	L	1	1	2	2	0	-	-	-	-	-	-	1	-	-	-	-
12/30	KC	W	1	1	5	5	0	-	-	-	-	-	-	1	-	-	-	-
2007 Totals			16	16	91	77	14	0.0	0	3	20	19	0	13	1	0	0	0

2009 RECEIVERS MATCHED UP AGAINST REVIS

Date	Opp	Receiver	vs. Revis	2009 Total	NFL Rank
9/13	HST	A. Johnson	4-35-0	101-1569-9	T3
9/20	NE	R. Moss	4-24-0	83-1264-13	T12
10/4	NO	M. Colston	2-33-0	70-1074-9	T27
10/18	BUF	T. Owens	3-13-0	55-829-5	T47
11/15	JAX	M. Sims-Walker	3-49-1	63-869-7	T35
11/22	NE	R. Moss	5-34-1	83-1264-13	T12
11/29	CAR	S. Smith	1-5-0	65-982-7	34
12/3	BUF	T. Owens	3-31-0	55-829-5	T47
12/20	ATL	R. White	4-33-0	85-1153-11	10
12/27	IND	R. Wayne	3-33-0	100-1264-10	T5
1/3/10	CIN	C. Ochocinco	0-0-0	72-1047-9	26

2009 RECEIVERS VS. REVIS VS. THE REST OF THE NFL

Date	Opp	Receiver	Rec-Yds vs. Revis	Avg vs. Rest of NFL	2009 TD Total
9/13	HST	A. Johnson	4-35-0	7-105	9
9/20	NE	R. Moss	4-24-0	5-86	13
10/4	NO	M. Colston	2-33-0	5-70	9
10/18	BUF	T. Owens	3-13-0	4-56	5
11/15	JAX	M. Sims-Walker	3-49-1	4-54	7
11/22	NE	R. Moss	5-34-1	5-86	13
11/29	CAR	S. Smith	1-5-0	5-70	7
12/3	BUF	T. Owens	3-31-0	4-56	5
12/20	ATL	R. White	4-33-0	5-75	11
12/27	IND	R. Wayne	3-33-0	7-82	10
1/3/10	CIN	C. Ochocinco	0-0-0	5-70	9



49

FULLBACK

TONY RICHARDSON

6-1/238/Auburn

38 years old (as of opening weekend)

Daleville, AL/Daleville HS

EXPERIENCE: NFL: 16 / Jets: 3rd

ACQUIRED: UFA (MIN), 3/5/08

ENTERED NFL: DAL Undrafted FA, 5/2/94

CAREER HIGHLIGHTS

- ◇ Veteran of 15 NFL seasons, with 218 games played and 123 starts after signing as an undrafted FA in 1994... Amassed career totals of 424 rushes for 1,714 yards and 15 touchdowns as well as 205 receptions for 1,512 yards and nine touchdowns.
- ◇ Has helped his teams rush for at least 20 touchdowns in seven of the past eight seasons, including league-highs in 2002 (KC), 2003 (KC), 2004 (KC) and 2007 (MIN).
- ◇ Part of nine top-five rushing offenses in his career and is the only player since the AFL-NFL merger to be part of a number-one rushing offense on three different teams, KC (1995), MIN (2007) and NYJ (2009).
- ◇ Blocked for eight 1,000-yard rushing seasons by five different players in his career and for 11 teams that have cracked 2,000 yards rushing...Six of those eight 1,000 seasons by players have resulted in a Pro Bowl appearance, including Thomas Jones (2008), Adrian Peterson (2007), Larry Johnson (2005) and Priest Holmes (2001-03).
- ◇ Made three Pro Bowl teams, in 2007 with MIN as he blocked for the league's leading rushing offense and in 2003 and 2004 with KC as he blocked for a rushing offense that scored more than 30 rushing touchdowns in each of those seasons.
- ◇ Named *Associated Press* second-team All-Pro twice (2004, 2007).

CAREER TRANSACTIONS

- ◇ 3/22/10, NYJ, Re-Signed, UFA
- ◇ 3/3/09, NYJ, Re-Signed, UFA
- ◇ 3/5/08, NYJ, Signed, UFA (MIN)
- ◇ 11/22/06, MIN, IR
- ◇ 3/27/06, MIN, Signed, UFA (KC)
- ◇ 3/15/04, KC, Re-Signed, Contract Extension
- ◇ 12/17/02, KC, IR
- ◇ 2/16/00, KC, Re-Signed, Contract Extension
- ◇ 7/16/97, KC, Re-Signed, Exclusive Rights
- ◇ 12/11/96, KC, IR
- ◇ 2/8/95, KC, Signed, FA

◇ 8/30/94, DAL, Signed, Practice Squad

◇ 8/28/94, DAL, Waived

◇ 5/2/94, DAL, Signed, Undrafted FA

SEASON-BY-SEASON REVIEW

2009 (JETS) Made 10 starts while again appearing in all 16 games...Carried the ball seven times for 48 yards and caught three passes for 10 yards...Helped pave the way for Thomas Jones to rush for 1,402 yards and score 14 rushing touchdowns, the second time in as many years he set the franchise record for touchdowns and a career-best in rushing yards...For the third time in his career he was a part of the league's number-one running game as the Jets led the league with 2,756 yards on the ground. **POSTSEASON:** Started all three postseason games, recording his first postseason rushing attempt in addition to three catches for 14 yards. **(AFC Championship: 1/24 at IND)**...Started and recorded the first postseason carry of his career, a two-yard carry in the first quarter...Added one reception for two yards. **(Divisional: 1/17 at SD)**...Named a game captain prior to pulling in a playoff-best two receptions for 12 yards and blocked as Shonn Greene and Thomas Jones again combined for 169 rushing yards...Threw a critical block as the Jets converted a fourth-and-one to ensure the 17-14 victory. **(Wild Card: 1/9 at CIN)**...Started and helped pave the way for Shonn Greene and Thomas Jones to combine for 169 rushing yards and two touchdowns. **SEASON HIGHLIGHTS: (1/3 vs. CIN)**...Received a game ball for his role in the Jets' playoff clinching win...Helped the Jets amass 257 yards rushing, the fifth game that season they went over 200 yards rushing as a team. **(12/20 vs. ATL)**...Named a game captain. **(12/3 at BUF)**...Rushed twice for 36 yards in the Thursday Night win...The 36 yards rushing represented his highest total since he ran for 41 yards against NYG on 9/23/01. **(11/1 vs. MIA)**...Named a game captain. **(10/25 at OAK)**...Part of a rushing offense that posted more than 300 yards rushing for the second consecutive week as the Jets gained 316 yards on the ground. **(10/18 vs. BUF)**...Paved the way as the Jets rang out 318 yards rushing... That performance marked the most rushing yards in a game since the Jets put up 333 yards on the ground against NE (10/15/72)...Helped Thomas Jones set a franchise record with 210 yards rushing.

2008 (JETS) Appeared in all 16 games and made seven starts, recording 65 yards on 10 carries and four yards on one reception...Added to a rushing offense that saw Thomas Jones rush for 1,312 yards and a then franchise-record 13 rushing touchdowns. **SEASON HIGHLIGHTS: (12/21 at SEA)**...Rushed for 34 yards on five carries, the most carries in a game since 10/24/04 against ATL. **(11/9 vs. SL)**...Part of a rushing offense that gained 206 yards, the second time they eclipsed the 200-yard mark. **(10/19 at OAK)**...Helped block for an offense that produced a season-high 242 rushing yards.

2007 (MIN) Played in 14 games with three starts...Carried seven times for 13 yards and added 11 receptions for 89 yards...Named *Associated Press* second-team All-Pro and made his third Pro Bowl appearance as he helped block for an offense that allowed rookie running back Adrian Peterson to gain 1,341 yards and 12 touchdowns and garner the *Associated Press* Offensive Rookie of the Year award...MIN led the NFL in rushing with 2,634 yards gained on the ground, marking the second time in his career he played fullback for the league's number-one ground game.

2006 (MIN) Signed with MIN after 11 seasons with KC and started seven of the first nine games of the season before missing the final seven games of the season with an injury...Placed on injured reserve on 11/22...Prior to his injury, he helped Chester Taylor rush for 783 yards in nine games en route to his only career 1,000-yard season (1,216 yards).

2005 (KC) Again started all 16 games, collecting 20 yards on six carries and 68 yards and one touchdown on nine receptions...Part of a group that blocked for Larry Johnson's then franchise-record 1,750 rushing yards and 20 touchdowns on the NFL's fourth-best rushing offense. **SEASON HIGHLIGHTS: (12/24 vs. SD)**...Collected 20 receiving yards on two receptions.

2004 (KC) Started all 16 games for the third time in his career and recorded 56 yards on 12 carries and 118 yards on 19 receptions...Named *Associated Press* second-team All-Pro and was selected to his second Pro Bowl as part of the league's fifth-best rushing attack. Helped three different KC running backs score at least eight touchdowns, as Priest Holmes scored 14 times in eight games, Larry Johnson added nine and Derrick Blaylock eight as KC posted their second-straight season with at least 30 rushing touchdowns scored. **SEASON HIGHLIGHTS: (10/24 vs. ATL)**...Carried a season-high six times for 29 yards and pulled in a season-high three passes for 36 yards.

2003 (KC) Played in all 16 games for the first time since 2000 with starts in 10 contests...Rushed 24 times for 60

yards and caught 12 passes for 76 yards...Named to his first Pro Bowl team for his part in a rushing offense that saw Priest Holmes gain 1,420 yards and set a then-NFL record with 27 rushing touchdowns en route to KC posting the third-most rushing touchdowns (32) in NFL history and the most since PIT in 1976. **POSTSEASON: (1/11 vs. IND)**...Started and hauled in one reception for 10 yards. **SEASON HIGHLIGHTS: (10/26 vs. BUF)**...Carried a season-high six times for 11 yards while adding two receptions for 11 yards in the win.

2002 (KC) Gained 81 yards on 22 carries and 125 yards on 18 receptions after appearing in 14 games with 12 starts...Part of a KC ground game that finished with the third-ranked rushing offense in the league...Helped Priest Holmes finish with 1,615 rushing yards and tie a then-NFL record with 21 rushing touchdowns en route to finishing with 24 total touchdowns...Placed on injured reserve on 12/17 and missed the season's final two games. **SEASON HIGHLIGHTS: (12/8 vs. SL)**...Rushed a season-high four times for 27 yards. **(12/1 vs. ARZ)**...Scored on a three-yard run in the 49-point win. **(10/27 vs. OAK)**...Reeled in a four-yard touchdown pass from Trent Green, his first receiving touchdown since 10/15/00 vs. OAK. **(10/20 vs. DEN)**...Registered 21 yards on his three carries and scored on a 14-yard run in the third quarter.

2001 (KC) Played in 14 games, starting eight...Scored a career-high seven rushing touchdowns on his 66 carries (191 yards) and added 30 receptions for 265 yards...Six of his seven touchdowns came against division opponents and three came in the final two minutes of the game...Helped pave the way for Priest Holmes and his league-leading 1,555 yards rushing. **SEASON HIGHLIGHTS: (1/6 at SEA)**...Scored in the final two minutes of the game on a one-yard run. **(12/23 vs. SD)**...Scored his third touchdown of the season against SD, and second in the final two minutes when he scored from one-yard out to give KC the win. **(11/25 vs. SEA)**...Rushed nine times for 18 yards and had a one-yard touchdown in the second quarter. **(11/4 at SD)**...Notched his only career multi-touchdown game when he scored on rushes from three yards out in the second quarter and again on a one-yard attempt with under two minutes to go in the fourth quarter on the game's go-ahead touchdown. **(9/30 at WAS)**...Scored the game's first touchdown on a four yard carry, one of his season-high 11 carries for 30 yards. **(9/9 vs. OAK)**...Carried six times for three yards and a three-yard touchdown...Added 68 yards on four receptions, including a 47-yard catch, the longest of his career.

2000 (KC) Started the first three games of the season at running back before starting the rest of season at fullback, marking the first time he started all 16 games in his career...Established career-highs in rushing attempts



(147), rushing yards (697), receptions (58) and receiving yards (468)...Added three rushing touchdowns and tied his career-high with three receiving touchdowns...He lead the team in rushing and was third in receptions. **SEASON HIGHLIGHTS: (12/17 vs. DEN)**...Set career-highs with 23 carries for 156 yards...Scored on a 23-yard run in the fourth quarter and posted his career-long rush of 33 yards... Added three receptions for 13 yards. **(12/10 vs. CAR)**... Matched his career-high with eight receptions, while also rushing 17 times for 89 yards. **(11/12 at SF)**...Set career-highs with eight receptions for 81 yards, adding another 19 yards on four carries. **(11/5 at OAK)**...Carried three times for 18 yards and scored on a one-yard touchdown. **(10/15 at OAK)**...Scored on a 15-yard Elvis Grbac pass late in the second quarter. **(9/24 at DEN)**...Returned back to the fullback position and rushed 14 times for 35 yards and a one-yard touchdown...Added another 35 yards on two receptions. **(9/17 vs. SD)**...Made his third-consecutive start at running back as he carried six times for 40 yards and hauled in four receptions for 22 more yards including a one-yard TD pass from Elvis Grbac. **(9/3 vs. IND)**...Started at running back and carried 13 times for 58 yards...Added 24 more yards on two receptions, including an 11-yard touchdown from Elvis Grbac.

1999 (KC) Appeared in all 16 games for the first time in his career, starting all 16...Rushed 84 times for 387 yards and one touchdown and caught 24 passes for 141 yards...Helped block for the league's fourth-best rushing offense as KC racked up 2,082 yards rushing. **SEASON HIGHLIGHTS: (12/5 at DEN)**...Rushed a season-high 12 times for 80 yards and also caught two passes for 16 yards. **(9/19 vs. DEN)**...Rushed four times for seven yards and scored on one-yard touchdown run.

1998 (KC) Made his first start since 1995 and appeared in 14 total games...Rushed 20 times for 45 yards and recorded the first two rushing touchdowns of his career and added 13 yards on two receptions...Contributed 11 tackles on special teams. **SEASON HIGHLIGHTS: (11/1 vs. NYJ)**...Carried four times for 13 yards and scored on a one-yard touchdown run to open the scoring in the first quarter. **(9/20 vs. SD)**...Registered the first rushing touchdown of his career when he scored on a one-yard run in the third quarter.

1997 (KC) Played in 14 games and rushed twice for 11 yards while establishing a career-high with three receiving touchdowns on his three receptions for six yards... Helped KC rush for 2,171 yards, the fourth-best in the NFL, and Marcus Allen rush for 11 touchdowns and a 4.1 yards per carry average as he split carries with Greg Hill...Also chipped in with 21 tackles on special teams. **POSTSEASON: (1/4 vs. DEN)**...Saw action on offense. **SEASON HIGHLIGHTS: (12/7 vs. OAK)**...Set a career-

high with his third touchdown reception of the season, pulling in a two-yard pass from Rich Gannon. **(9/21 at CAR)**...Caught an Elvis Grbac touchdown pass for the second-consecutive week, a three-yard reception in the fourth quarter. **(9/14 vs. BUF)**...Hauled in a one-yard touchdown pass from Elvis Grbac for the game-winning score halfway through the fourth quarter.

1996 (KC) Appeared in 13 games recording four carries for 10 yards and two receptions for 18 yards and his first-career touchdown...Cleared a path for Marcus Allen to rush for 830 yards and nine touchdowns with a 4.0 yards per carry average as part of a rushing offense that finished fourth in the league with 2,009 yards rushing...Added a career-high 25 tackles on special teams...Placed on injured reserve on 12/11, missing the final two games, both KC losses. **SEASON HIGHLIGHTS: (9/8 vs. OAK)**...Recorded the first reception of his career, a one-yard touchdown pass from Steve Bono.

1995 (KC) After spending his first season on the practice squad, made his NFL debut appearing in 14 games with one start...Recorded eight carries for 18 yards...Helped pave the way for Marcus Allen to collect 890 yards and five touchdowns with 4.3 yards per carry average as part of a rushing attack that led the NFL in rushing with 2,222 yards... Added 18 tackles on special teams. **POSTSEASON: (1/7 vs. IND)**...Saw action on offense and helped Marcus Allen rush for 94 yards on 21 carries. **SEASON HIGHLIGHTS: (10/15 vs. NE)**...Made his first-career start, rushing once for zero yards and helping Greg Hill and Marcus Allen combine for 144 yards on 28 carries. **(9/3 at SEA)**...Made NFL debut and recorded a season-high two carries for three yards. ◇ Racked up 162 carries for 715 yards and nine touchdowns during four seasons at Auburn.

◇ Grabbed 44 passes for 395 yards and two touchdowns as a senior.

◇ A three-sport standout at Daleville (AL) HS in football, basketball and track.

OFF THE FIELD

- ◇ Named 2008 Walter Payton NFL Man of the Year for the Jets.
- ◇ Richardson was recognized for his community service during the NFL Charities Week Event and received an NFL Charities grant for \$25,000. The grant was used by the Rich in Spirit Foundation to continue funding the Dictionary Project as well as additional charitable endeavors by Richardson.
- ◇ The Rich in Spirit Foundation was created by Richardson to extend a helping hand and uplift the lives and spirits of individuals who society has turned their backs on.

- ◇ Selected by NFL Commissioner Roger Goodell to the six-member Player's Advisory Committee in Spring 2007.
- ◇ Serves on the NFLPA Executive Committee.
- ◇ The Dictionary Project, which provides new dictionaries to schoolchildren and emphasizes the importance of literacy and education, is one of the many programs implemented by Richardson's Rich in Spirit Foundation. His Dictionary Project event at P.S. 14 Fairview will allow him to spend time with 240 third-grade children and provide them with new dictionaries...Donated more than 45,000 dictionaries to elementary school students in the Kansas City area through the years...Also still active in Minneapolis.
- ◇ Continues to be active in the NFL Entrepreneurship program, taking part in classes at the Wharton School of Business in 2008 and Northwestern's Kellogg School in 2007, marking his third year in the program...Had previously studied at Stanford and Harvard.
- ◇ Named *Pro Football Weekly's* "Arthur S. Arkush Humanitarian of the Year" in 2003 and was voted an "NFL Good Guy" in 2002, 2003 and 2004 by *The Sporting News* based on civic responsibility and character.
- ◇ Chosen by teammates as the Chiefs' NFL Man of the Year nominee and the NFLPA's Byron "Whizzer" White Award nominee.
- ◇ Born in Germany while his father, Sergeant Major Ben Richardson, was stationed there with the U.S. Army.
- ◇ Tony moved to the U.S. permanently in seventh grade, while his father remained in Germany until his senior year in high school.
- ◇ Sister, Shonn, is a Staff Sergeant in the U.S. Army.
- ◇ After the 2005 Pro Bowl, he toured tsunami-ravaged Sri Lanka as part of a week-long relief effort.
- ◇ Sponsors the Rich In Spirit Foundation which benefits Special Olympics and Athletes in Action.
- ◇ Took advantage of opportunities presented through the NFL Player Programs system to earn his bachelor's degree in education from Auburn in 2000 and an MBA from Webster University in 2004.
- ◇ Honored with the 2005 Distinguished Citizen Award from the National Conference for Community and Justice, an organization dedicated to fighting bias, bigotry and racism.
- ◇ Annually hosted the Special Olympics Punt, Pass and Kick competition in Kansas City from 1999-2005.

MOST KICKOFF RETURNS FOR TD IN NFL FROM 2002-09

TD	Team
12	Jets
10	Cleveland
8	Chicago
8	New England

JETS KICKOFF RETURNS FOR A TD (2002-09)

Date	Opp	Player	Yards
9/8/02	BUF	Chad Morton	96
9/8/02	BUF	Chad Morton	98
11/16/03	IND	Jonathan Carter	90
1/2/05	SL	Jerricho Cotchery	94
1/1/06	BUF	Justin Miller	95
10/1/06	IND	Justin Miller	103
10/29/06	CLV	Justin Miller	99
9/23/07	MIA	Leon Washington	98
10/7/07	NYG	Leon Washington	98
11/4/07	WAS	Leon Washington	86
11/13/08	NE	Leon Washington	92
12/27/09	IND	Brad Smith	106



TONY RICHARDSON'S CAREER STATISTICS

Year/Tm	G/S	Rushing					Receiving				
		Rush	Yds	Avg	Lg	TD	Rec	Yds	Avg	Lg	TD
95/KC	14/1	8	18	2.3	6	-	-	-	-	-	-
96/KC	13/0	4	10	2.5	4	-	2	18	9.0	17	1
97/KC	14/0	2	11	5.5	6	-	3	6	2.0	3t	3
98/KC	14/1	20	45	2.3	6	2	2	13	6.5	15	-
99/KC	16/16	84	387	4.6	26	1	24	141	5.9	29	-
00/KC	16/16	147	697	4.7	33	3	58	468	8.1	24	3
01/KC	14/8	66	191	2.9	19	7	30	265	8.8	47	-
02/KC	14/12	22	81	3.7	14t	2	18	125	6.9	23	1
03/KC	16/10	24	60	2.5	7	-	12	76	6.3	14	-
04/KC	16/16	12	56	4.7	13	-	19	118	6.2	22	-
05/KC	16/16	6	20	3.3	7	-	9	68	7.6	22	1
06/MIN	9/7	5	12	2.4	3	-	13	111	8.5	25	-
07/MIN	14/3	7	13	1.9	4	-	11	89	8.1	12	-
08/NYJ	16/7	10	65	6.5	16	-	1	4	4.0	4	-
09/NYJ	16/10	7	48	6.9	7	-	3	10	3.3	4	-
NFL Tot	218/123	424	1714	4.0	33	15	205	1512	7.4	47	9
Jets Tot	32/17	17	113	6.6	16	0	4	14	3.5	4	0

Additional Statistics

Special Teams Tackles: 75 (Career): 11 (1998); 21 (1997); 25 (1996); 18 (1995).

Fumbles Lost: 3 (Career): 2 (2000); 1 (1999)

Career Bests

Rushing Attempts: 23 (12/17/00 vs. DEN)

Rushing Yards: 156 (12/17/00 vs. DEN)

Longest Rush: 33 (12/17/00 vs. DEN)

Rushing Touchdowns: 2 (11/4/01 at SD)

Longest Rushing Touchdown: 14 (10/20/02 vs. DEN)

Receptions: 8 (twice, last: 12/10/00 vs. CAR)

Receiving Yards: 81 (11/12/00 at SF)

Longest Reception: 47 (9/9/01 vs. OAK)

Receiving Touchdowns: 1 (nine times, last: 11/6/05 vs. OAK)

Longest Receiving Touchdown: 15 (10/15/00 vs. OAK)

CAREER POSTSEASON STATISTICS

Year/Tm	G/S	Rushing					Receiving				
		Rush	Yds	Avg	Lg	TD	Rec	Yds	Avg	Lg	TD
95/KC	1/0	-	-	-	-	-	-	-	-	-	-
97/KC	1/0	-	-	-	-	-	-	-	-	-	-
03/KC	1/1	-	-	-	-	-	1	10	10.0	10	-
09/NYJ	3/3	1	2	2.0	2	-	3	14	4.7	8	-
Totals	6/4	1	2	2.0	2	0	4	24	6.0	10	0

TONY RICHARDSON GAME-BY-GAME

2009 New York Jets

Date	Opp	W/L	GP	GS	Rushing					Receiving				
					Rush	Yds	Avg	Lg	TD	Rec	Yds	Avg	Lg	TD
9/13	at HST	W	1	1	1	2	2.0	2	0	-	-	-	-	-
9/20	NE	W	1	1	-	-	-	-	-	-	-	-	-	-
9/27	TEN	W	1	1	1	7	7.0	7	0	-	-	-	-	-
10/4	at NO	L	1	1	-	-	-	-	-	-	-	-	-	-
10/12	at MIA	L	1	0	-	-	-	-	-	-	-	-	-	-
10/18	BUF	L	1	1	1	3	3.0	3	0	-	-	-	-	-
10/25	at OAK	W	1	1	-	-	-	-	-	-	-	-	-	-
11/1	MIA	L	1	0	-	-	-	-	-	1	1	1.0	1	0
11/15	JAX	L	1	1	-	-	-	-	-	-	-	-	-	-
11/22	at NE	L	1	1	1	0	0.0	0	0	1	4	4.0	4	0
11/29	CAR	W	1	0	-	-	-	-	-	-	-	-	-	-

Date	Opp	W/L	GP	GS	Rushing					TD	Rec	Receiving			
					Rush	Yds	Avg	Lg	Yds			Avg	Lg	TD	
12/3	at BUF	W	1	0	2	36	18.0	19	0	-	-	-	-	-	
12/13	at TB	W	1	0	-	-	-	-	-	-	-	-	-	-	
12/20	ATL	L	1	1	-	-	-	-	-	-	-	-	-	-	
12/27	at IND	W	1	0	-	-	-	-	-	1	5	5.0	5	0	
1/3	CIN	W	1	1	1	0	0.0	0	0	-	-	-	-	-	
2009 Totals			16	10	7	48	6.9	19	0	3	10	3.3	4	0	

2009 Postseason

Date	Opp	W/L	GP	GS	Rushing					TD	Rec	Receiving			
					Rush	Yds	Avg	Lg	Yds			Avg	Lg	TD	
1/9	at CIN	W	1	1	-	-	-	-	-	-	-	-	-	-	-
1/17	at SD	W	1	1	-	-	-	-	-	2	12	6.0	8	0	0
1/24	at IND	L	1	1	1	2	2.0	2	0	1	2	2.0	2	0	0
Totals			3	3	1	2	2.0	2	0	3	14	4.7	8	0	0

2008 New York Jets

					Rushing					Receiving				
Date	Opp	W/L	GP	GS	Rush	Yds	Avg	Lg	TD	Rec	Yds	Avg	Lg	TD
9/7	at MIA	W	1	0	-	-	-	-	-	-	-	-	-	-
9/14	NE	L	1	0	-	-	-	-	-	1	4	4.0	4	0
9/22	at SD	L	1	1	-	-	-	-	-	-	-	-	-	-
9/28	ARZ	W	1	0	-	-	-	-	-	-	-	-	-	-
10/12	CIN	W	1	0	-	-	-	-	-	-	-	-	-	-
10/19	at OAK	L	1	0	-	-	-	-	-	-	-	-	-	-
10/26	KC	W	1	1	-	-	-	-	-	-	-	-	-	-
11/2	at BUF	W	1	0	1	3	3.0	3	0	-	-	-	-	-
11/9	SL	W	1	1	-	-	-	-	-	-	-	-	-	-
11/13	at NE	W	1	1	-	-	-	-	-	-	-	-	-	-
11/23	at TEN	W	1	1	2	15	7.5	14	0	-	-	-	-	-
11/30	DEN	L	1	1	-	-	-	-	-	-	-	-	-	-
12/7	at SF	L	1	0	-	-	-	-	-	-	-	-	-	-
12/14	BUF	W	1	0	2	13	6.5	12	0	-	-	-	-	-
12/21	at SEA	L	1	0	5	34	6.8	16	0	-	-	-	-	-
12/28	MIA	L	1	1	-	-	-	-	-	-	-	-	-	-
2008 Totals			16	7	10	65	6.5	16	0	1	4	4.0	4	0

2007 Minnesota Vikings

2007 Minnesota Vikings															
Date	Opp	W/L	GP	GS	Rushing					TD	Rec	Yds	Receiving		
					Rush	Yds	Avg	Lg	Yds				Avg	Lg	TD
9/9	ATL	W	1	0	-	-	-	-	-	-	2	10	5.0	10	0
9/16	at DET	L													
9/23	at KC	L								INACTIVE					
9/30	GB	L	1	1	-	-	-	-	-	INACTIVE	1	9	9.0	9	0
10/14	at CHI	W	1	0	1	4	4.0	4	0	-	-	-	-	-	-
10/21	at DAL	L	1	0	1	1	1.0	1	0	-	-	-	-	-	-
10/28	PHI	L	1	1	1	1	1.0	1	0	-	-	-	-	-	-
11/4	SD	W	1	0	1	4	4.0	4	0	-	-	-	-	-	-
11/11	at GB	L	1	0	-	-	-	-	-	1	4	4.0	4	0	0
11/18	OAK	W	1	0	-	-	-	-	-	2	19	9.5	11	0	0
11/25	at NYG	W	1	0	-	-	-	-	-	-	-	-	-	-	-
12/2	DET	W	1	0	1	2	2.0	2	0	1	11	11.0	11	0	0
12/9	at SF	W	1	0	-	-	-	-	-	1	12	12.0	12	0	0
12/17	CHI	W	1	1	1	2	2.0	2	0	2	13	6.5	9	0	0
12/3	WAS	L	1	0	1	-1	-1.0	-1	0	1	11	11.0	11	0	0
12/30	at DEN	L	1	0	-	-	-	-	-	-	-	-	-	-	-
2007 Totals			14	3	7	13	1.9	4	0	11	89	8.1	12	0	0

2006 Minnesota Vikings

					Rushing					Receiving				
Date	Opp	W/L	GP	GS	Rush	Yds	Avg	Lg	TD	Rec	Yds	Avg	Lg	TD
9/11	at WAS	W	1	1	-	-	-	-	-	-	-	-	-	-
9/17	CAR	W	1	1	4	10	2.5	3	0	-	-	-	-	-
9/24	CHI	L	1	1	-	-	-	-	-	1	7	7.0	7	0
10/1	at BUF	L	1	1	-	-	-	-	-	2	31	15.5	25	0



Date	Opp	W/L	GP	GS	Rushing					TD	Rec	Receiving			
					Rush	Yds	Avg	Lg				Yds	Avg	Lg	TD
10/8	DET	W	1	0	-	-	-	-	-	-	2	18	9.0	20	0
10/22	at SEA	W	1	0	-	-	-	-	-	-	-	-	-	-	-
10/30	NE	L	1	1	-	-	-	-	-	-	2	9	4.5	8	0
11/5	at SF	L	1	1	1	2	2.0	2	0	3	33	11.0	14	0	0
11/12	GB	L	1	1	-	-	-	-	-	3	13	4.3	14	0	0
11/19	at MIA	L													
11/26	ARZ	W													
12/3	at CHI	L													
12/10	at DET	W													
12/17	NYJ	L													
12/21	at GB	L													
12/31	SL	L													
2006 Totals			9	7	5	12	2.4	3	0	13	111	8.5	25	0	0

2005 Kansas City Chiefs

					Rushing					Receiving				
Date	Opp	W/L	GP	GS	Rush	Yds	Avg	Lg	TD	Rec	Yds	Avg	Lg	TD
9/11	NYJ	W	1	1	1	4	4.0	4	0	-	-	-	-	-
9/18	at OAK	W	1	1	-	-	-	-	-	-	-	-	-	-
9/26	at DEN	L	1	1	-	-	-	-	-	1	3	3.0	3	0
10/2	PHI	L	1	1	-	-	-	-	-	-	-	-	-	-
10/16	WAS	W	1	1	-	-	-	-	-	-	-	-	-	-
10/21	at MIA	W	1	1	-	-	-	-	-	1	1	1.0	1	0
10/30	at SD	L	1	1	-	-	-	-	-	1	9	9.0	9	0
11/6	OAK	W	1	1	-	-	-	-	-	2	8	4.0	6t	1
11/13	at BUF	L	1	1	2	8	4.0	7	0	-	-	-	-	-
11/20	at HST	W	1	1	-	-	-	-	-	-	-	-	-	-
11/27	NE	W	1	1	1	0	0.0	0	0	-	-	-	-	-
12/4	DEN	W	1	1	1	8	8.0	8	0	-	-	-	-	-
12/11	at DAL	L	1	1	-	-	-	-	-	1	5	5.0	5	0
12/17	at NYG	L	1	1	1	0	0.0	0	0	-	-	-	-	-
12/24	SD	W	1	1	-	-	-	-	-	2	20	10.0	11	0
1/1	CIN	W	1	1	-	-	-	-	-	1	22	22.0	22	0
2005 Totals			16	16	6	20	3.3	8	0	9	68	7.6	22	1

2004 Kansas City Chiefs

					Rushing					Receiving				
Date	Opp	W/L	GP	GS	Rush	Yds	Avg	Lg	TD	Rec	Yds	Avg	Lg	TD
9/12	at DEN	L	1	1	1	13	13.0	13	0	-	-	-	-	-
9/19	CAR	L	1	1	-	-	-	-	-	3	7	2.3	5	0
9/26	HST	L	1	1	-	-	-	-	-	-	-	-	-	-
10/4	at BLT	W	1	1	1	4	4.0	4	0	2	10	5.0	6	0
10/17	at JAX	L	1	1	1	1	1.0	1	0	1	6	6.0	6	0
10/24	ATL	W	1	1	6	29	4.8	8	0	3	36	12.0	22	0
10/31	IND	W	1	1	-	-	-	-	-	1	1	1.0	1	0
11/7	at TB	L	1	1	-	-	-	-	-	1	1	1.0	1	0
11/14	at NO	L	1	1	1	1	1.0	1	0	-	-	-	-	-
11/22	NE	L	1	1	-	-	-	-	-	1	7	7.0	7	0
11/28	SD	L	1	1	-	-	-	-	-	1	3	3.0	3	0
12/5	at OAK	W	1	1	-	-	-	-	-	3	21	7.0	12	0
12/13	at TEN	W	1	1	-	-	-	-	-	-	-	-	-	-
12/19	DEN	W	1	1	-	-	-	-	-	1	11	11.0	11	0
12/25	OAK	W	1	1	2	8	4.0	5	0	1	7	7.0	7	0
1/2	at SD	L	1	1	-	-	-	-	-	1	8	8.0	8	0
2004 Totals			16	16	12	56	4.7	13	0	19	118	6.2	22	0

2003 Kansas City Chiefs

					Rushing					Receiving				
Date	Opp	W/L	GP	GS	Rush	Yds	Avg	Lg	TD	Rec	Yds	Avg	Lg	TD
9/7	SD	W	1	1	4	7	1.8	7	0	-	-	-	-	-
9/14	PIT	W	1	1	5	20	4.0	6	0	-	-	-	-	-
9/21	at HST	W	1	1	-	-	-	-	-	-	-	-	-	-
9/28	at BLT	W	1	1	1	4	4.0	4	0	2	18	9.0	11	0
10/5	DEN	W	1	1	1	-1	-1.0	-1	0	2	9	4.5	6	0

Date	Opp	W/L	GP	GS	Rushing					TD	Receiving				
					Rush	Yds	Avg	Lg			Rec	Yds	Avg	Lg	TD
10/12	at GB	W	1	1	-	-	-	-	-	-	3	9	3.0	8	0
10/20	at OAK	W	1	1	1	5	5.0	5	0	1	7	7.0	7	0	0
10/26	BUF	W	1	1	6	11	1.8	8	0	2	11	5.5	9	0	0
11/9	CLV	W	1	1	2	3	1.5	2	0	1	14	14.0	14	0	0
11/16	at CIN	L	1	1	-	-	-	-	-	-	-	-	-	-	-
11/23	OAK	W	1	1	-	-	-	-	-	-	-	-	-	-	-
11/30	at SD	W	1	1	-	-	-	-	-	1	8	8.0	8	0	0
12/7	at DEN	L	1	1	-	-	-	-	-	-	-	-	-	-	-
12/14	DET	W	1	1	-	-	-	-	-	-	-	-	-	-	-
12/20	at MIN	L	1	1	4	11	2.8	4	0	-	-	-	-	-	-
12/28	CHI	W	1	1	-	-	-	-	-	-	-	-	-	-	-
2003 Totals			16	16	24	60	2.5	8	0	12	76	6.3	14	0	0

2003 Postseason

Date	Opp	W/L	GP	GS	Rushing					TD	Receiving				
					Rush	Yds	Avg	Lg			Rec	Yds	Avg	Lg	TD
1/11	IND	L	1	1	-	-	-	-	-	-	1	10	10.0	10	0
Totals			1	1	-	-	-	-	-	-	1	10	10.0	10	0

2002 Kansas City Chiefs

Date	Opp	W/L	GP	GS	Rushing					TD	Receiving				
					Rush	Yds	Avg	Lg			Rec	Yds	Avg	Lg	TD
9/8	at CLV	W	1	0	3	13	4.3	8	0	2	26	13.0	23	0	0
9/15	JAX	L	1	1	1	-1	-1.0	-1	0	1	12	12.0	12	0	0
9/22	at NE	L	1	1	-	-	-	-	-	2	10	5.0	5	0	0
9/29	MIA	W	1	1	2	5	2.5	3	0	1	5	5.0	5	0	0
10/6	at NYJ	W	1	1	1	4	4.0	4	0	2	23	11.5	15	0	0
10/13	at SD	L	1	0	1	0	0.0	0	0	2	11	5.5	8	0	0
10/20	DEN	L	1	1	3	21	7.0	14t	1	-	-	-	-	-	-
10/27	OAK	W	1	1	3	2	0.7	8	0	1	4	4.0	4t	1	1
11/10	at SF	L	1	1	1	2	2.0	2	0	1	2	2.0	2	0	0
11/17	BUF	W	1	1	-	-	-	-	-	-	-	-	-	-	-
11/24	at SEA	L	1	1	-	-	-	-	-	3	11	3.7	4	0	0
12/1	ARZ	W	1	1	2	8	4.0	5	1	-	-	-	-	-	-
12/8	SL	W	1	1	4	27	6.8	9	0	1	7	7.0	7	0	0
12/15	at DEN	L	1	1	1	0	0.0	0	0	2	14	7.0	12	0	0
12/22	SD	W													
12/28	at OAK	L								INACTIVE					
2002 Totals			14	12	22	81	3.7	14t	2	18	125	6.9	23	1	1

2001 Kansas City Chiefs

Date	Opp	W/L	GP	GS	Rushing					TD	Receiving				
					Rush	Yds	Avg	Lg			Rec	Yds	Avg	Lg	TD
9/9	OAK	L	1	1	6	3	0.5	3t	1	4	68	17.0	47	0	0
9/23	NYG	L	1	1	9	41	4.6	19	0	1	2	2.0	2	0	0
9/30	at WAS	W	1	1	11	30	2.7	14	1	3	28	9.3	15	0	0
10/7	at DEN	L													
10/14	PIT	L								INACTIVE					
10/21	at ARZ	L	1	0	1	4	4.0	4	0	1	20	20.0	20	0	0
10/25	IND	L	1	1	4	26	6.5	19	0	2	25	12.5	16	0	0
11/4	at SD	W	1	1	8	23	2.9	8	2	4	33	8.3	19	0	0
11/11	at NYJ	L	1	1	5	22	4.4	13	0	3	22	7.3	11	0	0
11/25	SEA	W	1	0	9	18	2.0	6	1	2	28	14.0	21	0	0
11/29	PHI	L	1	1	1	3	3.0	3	0	2	11	5.5	6	0	0
12/9	at OAK	L	1	0	5	12	2.4	8	0	3	12	4.0	6	0	0
12/16	DEN	W	1	1	2	3	1.5	2	0	-	-	-	-	-	-
12/23	SD	W	1	0	3	5	1.7	4	1	2	2	1.0	3	0	0
12/30	at JAX	W	1	0	-	-	-	-	-	3	14	4.7	6	0	0
1/6	at SEA	L	1	0	2	1	0.5	1t	1	-	-	-	-	-	-
2001 Totals			14	8	66	191	2.9	19	7	30	265	8.8	47	0	0



2000 Kansas City Chiefs

Date	Opp	W/L	GP	GS	Rushing					TD	Receiving				
					Rush	Yds	Avg	Lg			Rec	Yds	Avg	Lg	TD
9/3	IND	L	1	1	13	58	4.5	16	0	0	2	24	12.0	13	1
9/10	at TEN	L	1	1	14	28	2.0	10	0	0	1	2	2.0	2	0
9/17	SD	W	1	1	6	40	6.7	18	0	0	4	22	5.5	10	1
9/24	at DEN	W	1	1	14	35	2.5	15	1	2	35	17.5	22	0	0
10/2	SEA	W	1	1	11	53	4.8	15	0	0	1	6	6.0	6	0
10/15	OAK	L	1	1	5	25	5.0	8	0	0	5	31	6.2	15	1
10/22	SL	W	1	1	2	2	1.0	2	0	0	1	16	16.0	16	0
10/29	at SEA	W	1	1	4	18	4.5	7	0	0	2	10	5.0	10	0
11/5	at OAK	L	1	1	3	18	6.0	12	1	7	51	7.3	14	0	0
11/12	at SF	L	1	1	4	19	4.8	11	0	8	81	10.1	18	0	0
11/19	BUF	L	1	1	8	44	5.5	20	0	4	30	7.5	20	0	0
11/26	at SD	L	1	1	9	52	5.8	15	0	3	27	9.0	17	0	0
12/4	at NE	L	1	1	6	30	5.0	9	0	3	32	10.7	15	0	0
12/10	CAR	W	1	1	17	89	5.2	16	0	8	56	7.0	24	0	0
12/17	DEN	W	1	1	23	156	6.8	33	1	3	13	4.3	9	0	0
12/24	at ATL	L	1	1	8	30	3.8	10	0	4	32	8.0	19	0	0
2000 Totals			16	16	147	697	4.7	33	3	58	468	8.1	24	3	3

1999 Kansas City Chiefs

Date	Opp	W/L	GP	GS	Rushing					TD	Receiving				
					Rush	Yds	Avg	Lg			Rec	Yds	Avg	Lg	TD
9/12	at CHI	L	1	1	3	19	6.3	12	0	0	4	24	6.0	15	0
9/19	DEN	W	1	1	4	7	1.8	3	1	1	1	-1	-1.0	-1	0
9/26	DET	W	1	1	3	14	4.7	9	0	0	-	-	-	-	-
10/3	at SD	L	1	1	3	3	1.0	2	0	0	2	6	3.0	11	0
10/10	NE	W	1	1	5	15	3.0	13	0	0	-	-	-	-	-
10/21	at BLT	W	1	1	-	-	-	-	-	1	4	4.0	4	0	0
10/31	SD	W	1	1	6	14	2.3	5	0	0	-	-	-	-	-
11/7	at IND	L	1	1	3	5	1.7	4	0	0	-	-	-	-	-
11/14	at TB	L	1	1	2	7	3.5	6	0	2	2	1.0	2	0	0
11/21	SEA	L	1	1	2	4	2.0	2	0	1	29	29.0	29	0	0
11/28	at OAK	W	1	1	3	15	5.0	9	0	5	37	7.4	18	0	0
12/5	at DEN	W	1	1	12	80	6.7	26	0	2	16	8.0	9	0	0
12/12	MIN	W	1	1	11	57	5.2	25	0	1	9	9.0	0	0	0
12/18	PIT	W	1	1	11	57	5.2	25	0	1	-3	-3.0	-3	0	0
12/26	at SEA	L	1	1	8	20	2.5	7	0	2	9	4.5	11	0	0
1/2	OAK	L	1	1	8	70	8.8	24	0	2	9	4.5	13	0	0
1999 Totals			16	16	84	387	4.6	26	1	24	141	5.9	29	0	0

NEW YORK JETS

FOOTBALL/STAFF

TONY
RICHARDSON

2009 REVIEW

RECORDS

HISTORY

MISCELLANEOUS

IT'S GOOD!

**Pepsi has always been about refreshment.
But what if, instead of just refreshing people,
Pepsi helped refresh the world?**

This year, we've launched the Pepsi Refresh Project™,
one of the biggest endeavors we've ever taken on.

If you've got an idea about how to make
the world a better place—whether it's saving something, creating
something, or fixing something—we want you
to tell us about it.

Then you vote to decide which ideas are the best.
We'll award millions of dollars in Pepsi Refresh Grants
to put the winning ideas into action.

Together, we're going to do a lot of good.

The Pepsi Refresh Project
Thousands of ideas. Millions in grants.*



every pepsi refreshes the world™

refresh**everything**.com 



PEPSI, DIET PEPSI, PEPSI MAX, the Pepsi Globe, PEPSI REFRESH PROJECT, THOUSANDS OF IDEAS. MILLIONS IN GRANTS., and EVERY PEPSI REFRESHES THE WORLD are trademarks of PepsiCo, Inc.



6
QUARTERBACK

MARK SANCHEZ

6-2 / 225 / SOUTHERN CALIFORNIA
23 years old (as of opening weekend)

Mission Viejo, CA/Mission Viejo HS
EXPERIENCE: NFL: 2 / Jets: 2nd
ACQUIRED: D1 (5), 2009 NFL Draft

CAREER HIGHLIGHTS

- ◇ Started 15 games, finished his rookie season with 2,444 yards, 12 touchdowns and 20 interceptions on 196-of-364 passing, setting Jets' rookie records for most passing yards and most completions and becoming the first rookie quarterback in team history to start his team's opening game.
- ◇ Scored three rushing touchdowns among his 36 carries for 106 yards, the most rushing touchdowns by a Jets quarterback since Richard Todd registered five in 1980.
- ◇ Named Offensive Rookie of the Month for September after garnering Pepsi Rookie of the Week honors for the first three weeks of the season.
- ◇ Became the first rookie quarterback to start and win his team's first three games of the season since Greg Cook of CIN in 1969.
- ◇ Owner of the longest play in Jets' postseason history when he found Braylon Edwards for an 80-yard touchdown in the second quarter on the AFC Championship Game at IND, 1/24/10.

CAREER TRANSACTIONS

- ◇ 4/25/09, NYJ, *D1 (5)
*Jets trade No. 17 (Josh Freeman), No. 52 (David Veikune), S Abram Elam, DE Kenyon Coleman and QB Brett Ratliff to CLV for No. 5 pick in 2009 draft.

SEASON-BY-SEASON REVIEW

2009 (JETS) Started all 15 games in which he played as a rookie, missing only the Week 14 game at TB (12/13)...Set Jets rookie records for passing yards and completions (breaking Joe Namath's records set in 1965) as he threw for 2,444 yards on 196-of-364 passing (53.8%) with 12 touchdowns and 20 interceptions for 63.0 quarterback rating in the regular season...Ran for 106 yards and three touchdowns on his 36 carries, the most rushing touchdowns by a Jets quarterback since Richard Todd's five in 1980...Became the first-rookie quarterback in team history to start and win the first game of the season and became the first rookie quarterback since Greg Cook (CIN) in 1969 to start and win his team's first games...Led the Jets to the AFC Championship...In the postseason, he completed 41-of-68 passes (60.3%) for 539 yards, four touchdowns and three

interceptions while only being sacked once. **POSTSEASON:**

Started all three postseason games and recorded a passer rating of 92.7...Set the longest play in Jets' postseason history when he connected with Braylon Edwards for an 80-yard touchdown in the AFC Championship Game. **(1/24 at IND)**...Set postseason career-highs with 257 yards passing and two touchdowns...Finished the game 17-of-30 passing and a 93.3 quarterback rating...Found Dustin Keller for a touchdown for the third consecutive game as the two connected on a nine-yard pass in the second quarter...Following an IND field goal, Sanchez responded with an 80-yard touchdown pass to Edwards on the next play to give the Jets a 7-3 lead in the second quarter...The 80-yard score marked both the longest play of his career and the longest postseason play in franchise history. **(1/17 at SD)**...Again gave the Jets their first lead of the game by finding Keller for a touchdown, this time on a two-yard pass early in the fourth quarter...Threw for 100 yards on 12-of-23 passing with one touchdown and one interception...Converted on a third-and-four with a seven-yard completion to Jerricho Cotchery before Shonn Greene broke free for a 53-yard touchdown run on the next play. **(1/9 at CIN)**...Made his postseason debut and earned a game ball as he threw for 182 yards and a touchdown on 12-of-15 passing in the Wild Card playoff victory...His 139.4 quarterback rating, was the second highest in Jets postseason season history behind only Chad Pennington's 142.0 vs. IND, 1/4/03...Found Keller for a 45-yard touchdown that gave the Jets their first lead of the game.

SEASON HIGHLIGHTS: (1/3 vs. CIN)...Completed eight-of-16 passes for 63 yards before giving way to backup Kellen Clemens half-way through the fourth quarter in the 37-point win...Twice converted on third-and-one with one-yard rushes. **(12/27 at IND)**...Connected on 12-of-19 passes for 106 yards with no touchdowns and no interceptions...Registered the first two two-point conversion passes of his career, the first to Keller to give the Jets a three-point lead and the second to Edwards to extend the margin to 14 in the fourth quarter. **(12/20 vs. ATL)**...Named game captain as he returned to action after missing the first game of his career the week earlier...Connected with Edwards for a 65-yard touchdown pass near the end of the first quarter to mark the longest regular-season play of his career...Finished the contest with 226 yards, one touchdown and three interceptions on 18-of-32 passing. **(12/3 at BUF)**...Threw for 104 yards and a touchdown on seven-of-15

passing...Added one rush for eight yards...Found Edwards for a 13-yard touchdown late in the first half...On the play, Edwards was initially ruled down at the one-yard line before replay overturned the call for a touchdown...Injured in the third quarter on his eight-yard rushing attempt, but stayed in the game for two plays, handing off twice before giving way to Kellen Clemens. **(11/29 vs. CAR)**...Completed 13-of-17 passes, posting his highest completion percentage of 76.5%, for 154 yards and an interception...Added another 27 yards on his three carries...Departed for a series in the third quarter after an injury...Found Danny Woodhead for a 16-yard completion on third-and-two to help set up a field goal four plays later to give the Jets a two-score lead. **(11/22 at NE)**...Found Jericho Cotchery for a 29-yard touchdown for the final play of an 11-play, 80-yard drive that opened the second half...Finished the game with 136 yards, one touchdown and four interceptions on eight-of-21 passing. **(11/15 vs. JAX)**...Threw for 212 yards on 16-of-30 passing with one touchdown and two interceptions...Gave the Jets the lead in the first quarter when he found Cotchery on third-and-six for a seven-yard touchdown to cap a five-play, 61-yard drive...Orchestrated a 16-play, 77-yard drive, converting on both third-down passing attempts, to help the Jets retake the lead with 5:07 remaining in the game. **(11/1 at MIA)**...Posted his second-consecutive passer rating of more than 100 with a 100.3 rating, completing 20-of-35 passes for 265 yards and two touchdowns...Added another touchdown when he scored on a run from one-yard out...Led a touchdown drive at the end of the third quarter that covered 74 yards, the bulk coming on a 53-yard pass to Cotchery on the drive's first play and culminated with a 19-yard touchdown to Edwards...Led another scoring drive mid-way through the fourth quarter that covered 81 yards in six plays and ended with a 16-yard strike to Keller. **(10/25 at OAK)**...Completed nine-of-16 passes for 143 yards and a touchdown en route to a 107.0 passer rating, his highest passer rating of the season...Extended the Jets' lead to 14 when he scored on a run from three-yards out two plays after a Jim Leonhard interception...Capped a five-play, 66-yard touchdown drive when he found David Clowney for a 35-yard score. **(10/18 vs. BUF)**...Went 10-to-29 passing for 119 yards with five interceptions...Added one rush for six yards. **(10/12 at MIA)**...Named a game captain as he made his Monday Night Football debut...Completed 12-of-24 passes for 172 yards and a touchdown...Evened the score at 7-7 when he found the newly-acquired Edwards for a three-yard score on the Jets' first drive of the game...Twice led scoring drives in the fourth quarter to give the Jets the lead, finding Clowney for 53 yards and Edwards for 35 on the first drive. **(10/4 at NO)**...Threw for 138 yards and three interceptions on 14-of-27 passing and ran four times for 24 yards...Following a Dwight Lowery fumble recovery, led a touchdown drive that cut the lead to seven when he found Leon Washington for a 15-yard gain on third and six, before a Thomas Jones rushing touchdown one-play later. **(9/27 vs.**

TEN)...Earned his third-consecutive Pepsi NFL Rookie of the Week award as he became the first rookie quarterback since Greg Cook (CIN) in 1969 to start and win his team's first three games...Capped a 10-play, 73-yard opening drive when he scrambled and scored from 14 yards out on third-and-10, marking both his longest career-run and his first-career rushing touchdown...The 14-yard run marked the longest touchdown run by a Jets quarterback since Richard Todd scored from 16 yards out vs. MIA on 10/27/80...Following a fumble recovery on the ensuing kickoff, led a five-play touchdown drive that ended when he found Ben Hartsoc for a two-yard score and gave the Jets a 14-0 lead...Retook the lead in the third quarter when he capitalized on another special teams takeaway, finding Cotchery for a six-yard touchdown...Set up the final scoring drive of the game when he connected with Cotchery for 46 yards to set up a field goal four-plays later. **(9/20 vs. NE)**...Completed 14-of-22 passes (63.6%) for 163 yards, one touchdown and 101.1 passer rating as he was named Pepsi NFL Rookie of the Week for the second consecutive week...Found Cotchery for a 45-yard reception on the first play of the second half and completed the drive two-plays later when he hooked up with Keller for a nine-yard touchdown, giving the Jets their first lead of the game...Led scoring drives on the first three second-half possessions, stretching the lead to 16-9, the final margin of victory. **(9/13 at HST)**...Became the first rookie quarterback in team history to start the team's season opener and the first Jet rookie to start at quarterback since Matt Robinson vs. SEA, 9/13/77...Named Pepsi NFL Rookie of the Week and received a game ball as he became just the fourth rookie quarterback since the AFL-NFL merger to start and win on the road on opening day, joining Chris Weinke (CAR, 9/9/01 at MIN), John Elway (DEN, 9/4/83 at PIT) and Joe Ferguson (BUF, 9/16/73 at NE)...Finished the game with a career-high 272 yards, one touchdown and one interception on 18-of-31 passing (58.1%) for a quarterback rating of 84.3...Completed the first pass of his career to Washington for a gain of eight yards...Connected with Chansi Stuckey for a 30-yard touchdown on third-and-10 for the first touchdown of his career...Recorded the first rushing attempt of his career when he scrambled for five yards in the fourth quarter...Completed 12-of-15 passes for 191 yards and a touchdown with a 141.0 passer rating on third down.

BEFORE THE NFL

- ♦ In 27 games under former Jets and current Seahawks Head Coach Pete Carroll, Sanchez completed 313-of-487 (64.3 percent) passes for 3,965 yards, 41 touchdowns (sixth in USC history) and 16 interceptions.
- ♦ In 2008, his final season at USC, started all 13 games and completed 241-of-366 (65.5%) passes for 3,207 yards (led Pac-10), 34 touchdowns (second-best in USC history) and 10 interceptions for a 164.64 passing efficiency rating (sixth in the nation)...Scored three rushing touchdowns...Led the league in total offense (247.9 per game).



- ◇ Honorable mention All-American by *Pro Football Weekly* and *Sports Illustrated*...All Pac-10 first team...Finalist for the Manning Award and semifinalist for the Davey O'Brien Award and Maxwell Award...Threw for five touchdowns vs. Washington State in 2008, tying the USC record.
- ◇ Recipient of USC's Service Team Offensive Player of the Year Award as a redshirt freshman in 2005.
- ◇ Attended Mission Viejo (CA) HS as a junior and senior, playing for Bob Johnson, father of former USC and NFL QB Rob Johnson and UCLA/Michigan State QB Bret Johnson, posting a 27-1 record as a starter.
- ◇ All-South Coast League Co-Offensive MVP, completed 151-of-245 (61.6 percent) for 2,441 yards with 24 touchdowns and four interceptions in 2004, despite sitting out the equivalent of four games as Mission Viejo was winning handily...Captured the CIF Division II championship.
- ◇ Named 2004 *Parade* All-American Player of the Year, Super Prep All-American Player of the Year and EA Sports All-American first team.
- ◇ First varsity pass as a 2002 sophomore went 55 yards for the game-winning touchdown vs. Santa Margarita H.S.

OFF THE FIELD

- ◇ Graduated from USC in May 2009 with a degree in communications.
- ◇ Earned Pac-10 All-Academic honorable mention.
- ◇ Brothers, Nick (Yale in 1992-94) and Brandon (DePauw in 1997) played football in college.
- ◇ Played basketball and baseball at Mission Viejo.
- ◇ Spent his freshman and sophomore years at Santa Margarita High in Rancho Santa Margarita, CA before transferring to Mission Viejo.
- ◇ Appeared in a Spanish language commercial for the NFL, broadcast during the Jets' Monday Night Football game in MIA, 10/12/09 during the celebration of Hispanic Heritage Month.
- ◇ Attended the Jets Taste of the NFL in New York City dedicated to fighting hunger in the New York metropolitan area.
- ◇ Visited P.G. Chambers School to celebrate the completion of a new adaptive fitness area as part of the Jets' partnership with Hometown Huddle and the United Way of Morris County.

MARK SANCHEZ'S CAREER STATISTICS

Passing

Yr/Tm	G/S	Att	Cmp	Pct	Yds	Y/Att	TD	Int	Lg	Sk/Yds	Rating
09/NYJ	15/15	364	196	53.8%	2444	6.7	12	20	65t	26/195	63.0
Totals	15/15	364	196	53.8%	2444	6.7	12	20	65t	26/195	63.0

Additional Statistics

Rushing: 36-106 (Career); 36-106 (2009).

Career Record as a Starter

8-7 (.533) (Career); 8-7 (.533) (2009).

Career Bests

Attempts: 35 (11/1/09 vs. MIA)

Completions: 20 (11/1/09 vs. MIA)

Yards Passing: 272 (9/13/09 at HST)

Completion Percentage: 76.5 (11/29/09 vs. CAR)

Passer Rating: 107.0 (10/25/09 at OAK)

Touchdowns Passing: 2 (twice, last 11/1/07 vs. MIA)

Interceptions: 5 (10/18/09 vs. BUF)

Longest Completion: 65t (12/20/09 vs. ATL)

Longest Touchdown: 65t (12/20/09 vs. ATL)

Rushing Attempts: 5 (9/13/09 at HST)

Rushing Yards: 27 (11/29/09 vs. CAR)

Rushing Touchdowns: 1 (three times, last 11/1/09 vs. MIA)

Longest Rush: 14t (9/27/09 vs. TEN)

CAREER POSTSEASON STATISTICS

Yr/Tm	G/S	Att	Cmp	Pct	Yds	Y/Att	TD	Int	Lg	Sk/Yds	Rating
Year/Tm	G/S	Att	Cmp	Pct	Yds	Y/Att	TD	Int	Lg	Sk/Yds	Rating
09/NYJ	3/3	68	41	60.3%	539	7.9	4	2	80t	1/7	92.7
Totals	3/3	68	41	60.3%	539	7.9	4	2	80t	1/7	92.7

Additional Postseason Statistics

Rushing: 6-(-2) (Career); 6-(-2) (2009).

Career Postseason Record as a Starter

2-1 (.667) (Career); 2-1 (.667) (2009).

Postseason Career Bests

Attempts: 30 (1/24/10 at IND)

Completions: 17 (1/24/10 at IND)

Yards Passing: 257 (1/24/10 at IND)

Completion Percentage: 80.0 (1/9/10 at CIN)

Passer Rating: 139.4 (1/9/10 at CIN)

Touchdowns Passing: 2 (1/24/10 at IND)

Longest Completion: 80t (1/24/10 at IND)

Longest Touchdown: 80t (1/24/10 at IND)

Rushing Attempts: 3 (1/9/10 at CIN)

Rushing Yards: 1 (1/24/10 at IND)

Longest Rush: 2 (1/24/10 at IND)

Interceptions: 1 (twice, last 1/24/10 at IND)

MARK SANCHEZ GAME-BY-GAME

2009 New York Jets

Game	Opp	W/L	GP	GS	Att	Cmp	Pct	Yds	Yds/Att	TD	Int	Lg	Sk	Rating	Rush	Yds	Avg	Lg	TD
9/13	at HST	W	1	1	31	18	58.1	272	8.8	1	1	40	0	84.3	5	6	1.2	7	0
9/20	NE	W	1	1	22	14	63.6	163	7.4	1	0	45	2	101.1	2	-2	-1.0	-1	0
9/27	TEN	W	1	1	30	17	56.7	171	5.7	2	1	46	3	81.4	4	10	2.5	14t	1
10/4	at NO	L	1	1	27	14	51.9	138	5.1	0	3	27	4	27.0	4	24	6.0	12	0
10/12	at MIA	L	1	1	24	12	50.0	172	7.2	1	0	53	1	87.5	2	6	3.0	4	0
10/18	BUF	L	1	1	29	10	34.5	119	4.1	0	5	33	2	8.3	1	6	6.0	6	0
10/25	at OAK	W	1	1	16	9	56.3	143	8.9	1	0	35	1	107.0	2	4	2.0	3t	1
11/1	MIA	L	1	1	35	20	57.1	265	7.6	2	0	53	2	100.3	4	6	1.5	4	1
11/15	JAX	L	1	1	30	16	53.3	212	7.1	1	2	41	0	59.3	0	0	0.0	0	0
11/22	at NE	L	1	1	21	8	38.1	136	6.5	1	4	33	2	37.1	1	2	2.0	2	0
11/29	CAR	W	1	1	17	13	76.5	154	9.1	0	1	26	3	79.0	3	27	9.0	12	0
12/3	at BUF	W	1	1	15	7	46.7	104	6.9	1	0	45	2	92.1	1	8	8.0	8	0
12/13	at TB	W																	
12/20	ATL	L	1	1	32	18	56.3	226	7.1	1	3	65t	2	49.7	3	7	2.3	4	0
12/27	at IND	W	1	1	19	12	63.2	106	5.6	0	0	16	2	78.0	2	0	0.0	1	0
1/3	CIN	W	1	1	16	8	50.0	63	3.9	0	0	14	0	60.2	2	2	1.0	1	0
2009 Totals			15	15	364	196	53.8	2,444	6.7	12	20	65t	26	63.0	36	106	2.9	14t	3

2009 Postseason

Game	Opp	W/L	GP	GS	Att	Cmp	Pct	Yds	Yds/Att	TD	Int	Lg	Sk	Rating	Rush	Yds	Avg	Lg	TD
1/9	at CIN	W	1	1	15	12	80.0	182	12.1	1	0	45t	0	139.4	3	-2	-0.7	-2	0
1/17	at SD	W	1	1	23	12	52.2	100	4.3	1	1	21	1	60.1	1	-1	-1.0	-1	0
1/24	at IND	L	1	1	30	17	56.7	257	8.6	2	1	80t	0	93.3	2	1	0.5	2	0
Totals			3	3	68	41	60.3	539	7.9	4	2	80t	1	92.7	6	-2	-0.3	2	0



57
LINEBACKER

BART SCOTT

6-2 / 240 / Southern Illinois
29 years old (as of opening weekend)

Detroit, MI/Southeastern (MI) HS

EXPERIENCE: NFL: 9 / Jets: 2nd

ACQUIRED: UFA (BLT, 2/28/09)

ENTERED NFL: Undrafted FA, BLT (4/25/02)

CAREER HIGHLIGHTS

- ◇ Played in 125 games, starting 74, logging 615 tackles, 17 sacks, three interceptions, 24 passes defended, three forced fumbles and four fumbles recovered...Recorded 52 tackles in eight postseason contests, seven starts.
- ◇ Produced five-consecutive seasons with 100-or-more tackles.
- ◇ Earned Pro Bowl appearance in 2006 as second alternate after his first NFL season with 16 starts...Registered career-high totals of 135 tackles, 9.5 sacks and two interceptions in 2006 and earned recognition as second-team All-Pro by *Associated Press*, *Sports Illustrated* All-Pro by Peter King and the *USA Today* All-Joe Team.
- ◇ AFC Defensive Player of the Month for September 2006 after tying for the NFL lead during the month with five sacks, in addition to collecting 24 tackles and five passes defended.
- ◇ After becoming a starter in 2005, 14.5 sacks recorded through the 2007 season ranked third in the NFL among undrafted players, trailing CHI's Adewale Ogunleye (22.5) and JAX's Paul Spicer (18).

◇ Generated a career-high 19 tackles vs. SD, 10/1/06.

◇ Accumulated 19 special teams tackles for BLT in 2003.

CAREER TRANSACTIONS

◇ 2/28/09, NYJ, Signed, UFA (BLT)

◇ 3/14/06, BLT, Re-signed, UFA

◇ 4/25/02, BLT, Signed, Undrafted FA

SEASON-BY-SEASON REVIEW

2009 (NYJ) Tone setter of defensive unit that finished the season ranked number-one in the NFL in total defense for the first time in franchise history...Started all 16 games and amassed 107 tackles, one sack and one pass defended.

SEASON HIGHLIGHTS: (1/3 vs. CIN)...With his physical play, inspired a defense that shutout the AFC North champion Bengals and held their offense to 72 total yards on 40 plays, an average of 1.8 yards per play...The 72 total yards are the fourth-lowest allowed in Jets history. **(12/20 vs. ATL)**...Named game captain and recorded nine tackles



and two quarterback hits. **(11/1 vs. MIA)**...Spearheaded a dominate defensive performance, holding the division-rival Dolphins to 104 net yards, the fifth-lowest total in franchise history...Finished the game with nine tackles, including two for losses, a sack of quarterback Chad Henne and another quarterback hit. **(10/12 at MIA)**...Led the team, along with Jim Leonhard, with 12 tackles, eight solo.

2008 (BLT) Started all 16 games for the third-consecutive season...Ranked second on NFL's second-ranked defense with 104 tackles...Contributed 1.5 sacks and five passes defended. **POSTSEASON:** Started all three games and finished second on the team with 26 tackles...Helped BLT advance to AFC Championship Game. **(1/18/09 at PIT)**...Posted one QB hit on Ben Roethlisberger to go with seven tackles, one for loss, in the AFC Championship Game. **SEASON HIGHLIGHTS: (12/28 vs. JAX)**...Forced a Maurice Jones-Drew fumble, recovered by Ray Lewis. **(11/30 at CIN)**...Contributed half sack of Jordan Palmer. **(9/29 at PIT)**...Had a 10-yard sack of Ben Roethlisberger on third down, forcing a fumble.

2007 (BLT) Started all 16 games for the second consecutive season...Ranked second on the team with 131 tackles in addition to posting a sack and three passes defended...Responsible for nine games with 10-or-more tackles. **SEASON HIGHLIGHTS: (10/7 at SF)**...Recorded sack of Trent Diller.

2006 (BLT) Started all 16 games for the first time and ranked second on NFL's top-ranked defense with 135 tackles...Tied for third on the team with nine and a half sacks...Also contributed two interceptions, one forced fumble and nine passes defended...Posted career highs in tackles, sacks, passes defended and interceptions...Earned Pro Bowl selection as second alternate and played because of injuries to teammate Ray Lewis and DEN's Al Wilson...Earned AFC Defensive Player of the Month for September after leading the AFC and tying for the NFL lead with five sacks in three games in addition to registering 24 tackles and five passes defended...Named second-team All-Pro by the *Associated Press*, *Sports Illustrated* All-Pro by Peter King and to the *USA Today* All-Joe team. **POSTSEASON: (1/13/07 vs. IND)**...Finished second on the team with 12 tackles and tallied three quarterback hits. **SEASON HIGHLIGHTS: (12/17 vs. CLV)**...Sacked Derek Anderson. **(12/10 at KC)**...Sacked Trent Green. **(11/30 at CIN)**...Recorded sack of Carson Palmer. **(11/26 vs. PIT)**...Victimized Ben Roethlisberger for one and a half sacks and an interception in a 27-0 shutout. **(10/1 vs. SD)**...Generated a career-high 19 tackles. **(9/24 at CLV)**...Posted two sacks of Charlie Frye. **(9/17 vs. OAK)**...Notched sack of Andrew Walter. **(9/10 at TB)**...Matched his career high with two sacks, taking down Chris Simms and Bruce Gradkowski once apiece...

Contributed two passes defended, including one that was caught by DT Haloti Ngata and returned 60 yards.

2005 (BLT) Played in all 16 games, earning 10 starts in first season as a starter...Amassed 119 tackles, four sacks, two fumble recoveries and five passes defended...Responsible for 15 special teams tackles...Tallied seven games with 10-or-more tackles after entering the season with a previous single-season career-high of nine tackles. **SEASON HIGHLIGHTS: (12/19 vs. GB)**...Notched one fumble recovery. **(12/4 vs. HST)**...Produced sack of David Carr. **(11/20 vs. PIT)**...Earned game ball after producing two sacks of Tommy Maddox and leading the team with 12 tackles in 16-13 overtime win. **(11/13 at JAX)**...Recorded half a sack of Byron Leftwich. **(11/6 vs. CIN)**...Notched half a sack of Carson Palmer. **(10/31 at PIT)**...Earned first NFL start...Posted nine tackles.

2004 (BLT) Played in 13 games...Ranked second on special teams with 17 tackles and recorded a fumble recovery on special teams...Contributed at linebacker and safety on defense, registering five tackles. **SEASON HIGHLIGHTS: (11/14 at NYJ)**...Responsible for fumble recovery on special teams in 20-17 overtime win.

2003 (BLT) Played in all 16 games and one postseason contest...Ranked second on the team with a career-high 19 special teams tackles...Notched nine tackles and one fumble recovery on defense. **POSTSEASON:** Contributed one special teams tackle during the postseason. **SEASON HIGHLIGHTS: (12/21 at CLE)**...Recorded first NFL fumble recovery.

2002 (BLT) Played in all 16 games as a rookie...Tied for the team lead with 17 special teams tackles...Tallied five tackles and one interception on defense. **SEASON HIGHLIGHTS: (11/24 vs. TEN)**...Recorded first NFL interception when he picked off Steve McNair...Interception occurred in end zone and helped preserve 13-12 victory. **(9/8 at CAR)**...NFL debut.

BEFORE THE NFL

- ◇ Three-year starter at Southern Illinois who switched from linebacker to strong safety as a sophomore and finished his career with 352 tackles, earning first-team All-Gateway conference recognition as a senior.
- ◇ First-team all-state as a senior at Southeastern HS in Detroit, MI after totaling 76 tackles and three fumble recoveries on defense and rushing for a team-high 635 yards and five touchdowns on 97 carries.
- ◇ High school retired his #32 jersey, 5/14/08.

OFF THE FIELD

- ◇ Returned to Southern Illinois during the 2005 offseason and graduated with a degree in economics.
- ◇ Also competed in basketball, baseball and tennis in high school.
- ◇ Honored by Baltimore-area Congressman Elijah Cummings at his "Legends Among Us" fundraiser for his service to the community in March 2008.
- ◇ Established his charity, A Son Never Forgets Foundation in October 2006, that aims to help those suffering with

paralysis after his cousin, Jeffrey Pippen, was paralyzed in a random shooting at a local bar.

- ◇ Provided uniforms, cleats, and gloves to his alma mater, Southeastern HS, for their football program in 2005.
- ◇ Purchased a plot of grass near his grandmother's house to turn into a neighborhood playground.
- ◇ Official website: www.madbacker.net
- ◇ Bart and his wife, Darnesha, have a son, Bartholomew, and a daughter, Jisele.

BART SCOTT'S CAREER STATISTICS

Year/Tm	G/S	TT	S	A	Sk	Yds	Int	Yds	Lg	TD	PD	FF	FR	Yds	TD
02/BLT	16/0	5	3	2	0	0	1	0	0	0	1	0	0	0	0
03/BLT	16/0	9	7	2	0	0	0	0	0	0	0	0	1	0	0
04/BLT	13/0	5	3	2	0	0	0	0	0	0	0	0	1	0	0
05/BLT	16/10	119	77	42	4	24.5	0	0	0	0	5	0	2	11	0
06/BLT	16/16	135	93	42	9.5	66	2	31	24	0	9	1	1	0	0
07/BLT	16/16	131	84	47	1	2	0	0	0	0	3	0	0	0	0
08/BLT	16/16	104	54	50	1.5	12	0	0	0	0	5	2	0	0	0
09/NYJ	16/16	107	76	31	1	15	0	0	0	0	1	0	0	0	0
Totals	125/74	615	397	218	17	119.5	3	31	24	0	24	3	5	11	0

Additional Statistics

Special Teams Tackles: 68 (career): 15 (2005); 17 (2004); 19 (2003); 17 (2002).

Career Bests

Tackles: 19 (10/1/06 vs. SD)

Sacks: 2 (three times, last: 9/24/06 at CLV)

Solo Tackles: 14 (10/1/06 vs. SD)

Interceptions: 1 (three times, last: 11/26/06 vs. PIT)

Forced Fumbles: 1 (three times, last: 12/28/08 vs. JAX)

Fumble Recoveries: 1 (four times, last: 9/24/06 at CLV)

CAREER POSTSEASON STATISTICS

Year/Tm	G/S	TT	S	A	Sk	Yds	Int	Yds	Lg	TD	PD	FF	FR	Yds	TD
03/BLT	1/0	0	0	0	0	0	0	0	0	0	0	0	0	0	0
06/BLT	1/1	12	5	7	0	0	0	0	0	0	0	0	0	0	0
08/BLT	3/3	26	22	4	0	0	0	0	0	0	0	0	0	0	0
09/NYJ	3/3	14	8	6	0	0	0	0	0	0	1	0	0	0	0
Totals	8/7	52	35	17	0	0	0	0	0	0	1	0	0	0	0

Additional Statistics

Special Teams Tackles: 1 (career): 1 (2003).

BART SCOTT GAME-BY-GAME

2009 New York Jets

Date	Opp	W/L	P	S	TT	S	A	Sk	Yds	Int	Yds	Lg	TD	PD	FF	FR	Yds	TD
9/13	at HST	W	1	1	3	3	0	-	-	-	-	-	-	-	-	-	-	-
9/20	NE	W	1	1	6	4	2	-	-	-	-	-	-	-	-	-	-	-
9/27	TEN	W	1	1	9	7	2	-	-	-	-	-	-	-	-	-	-	-
10/4	at NO	L	1	1	9	6	3	-	-	-	-	-	-	-	-	-	-	-
10/12	at MIA	L	1	1	12	8	4	-	-	-	-	-	-	-	-	-	-	-
10/18	BUF	L	1	1	7	5	2	-	-	-	-	-	-	-	-	-	-	-
10/25	at OAK	W	1	1	7	3	4	-	-	-	-	-	-	-	-	-	-	-
11/1	MIA	L	1	1	9	8	1	1.0	15	-	-	-	-	-	-	-	-	-
11/15	JAX	L	1	1	6	4	2	-	-	-	-	-	-	-	-	-	-	-
11/22	at NE	L	1	1	4	3	1	-	-	-	-	-	-	-	-	-	-	-
11/29	CAR	W	1	1	5	3	2	-	-	-	-	-	-	1	-	-	-	-



Date	Opp	W/L	P	S	TT	S	A	Sk	Yds	Int	Yds	Lg	TD	PD	FF	FR	Yds	TD
12/3	at BUF	W	1	1	7	4	3	-	-	-	-	-	-	-	-	-	-	-
12/13	at TB	W	1	1	7	7	0	-	-	-	-	-	-	-	-	-	-	-
12/20	ATL	L	1	1	9	6	3	-	-	-	-	-	-	-	-	-	-	-
12/27	at IND	W	1	1	4	3	1	-	-	-	-	-	-	-	-	-	-	-
1/3	CIN	W	1	1	3	2	1	-	-	-	-	-	-	-	-	-	-	-
2009 Totals			16	16	107	76	31	1.0	15	0	0	0	0	1	0	0	0	0

2009 Postseason

Date	Opp	W/L	P	S	TT	S	A	Sk	Yds	Int	Yds	Lg	TD	PD	FF	FR	Yds	TD
1/9	at CIN	W	1	1	7	3	4	-	-	-	-	-	-	1	-	-	-	-
1/17	at SD	W	1	1	4	3	1	-	-	-	-	-	-	-	-	-	-	-
1/24	at IND	L	1	1	3	2	1	-	-	-	-	-	-	-	-	-	-	-
Totals			3	3	14	8	6	0.0	0	0	0	0	0	1	0	0	0	0

2008 Baltimore Ravens

Date	Opp	W/L	P	S	TT	S	A	Sk	Yds	Int	Yds	Lg	TD	PD	FF	FR	Yds	TD
9/7	CIN	W	1	1	6	3	3	-	-	-	-	-	-	1	-	-	-	-
9/21	CLV	W	1	1	5	3	2	-	-	-	-	-	-	1	-	-	-	-
9/29	at PIT	L	1	1	6	0	6	1.0	10	-	-	-	-	1	1	-	-	-
10/5	TEN	L	1	1	5	2	3	-	-	-	-	-	-	-	-	-	-	-
10/12	at IND	L	1	1	6	5	1	-	-	-	-	-	-	-	-	-	-	-
10/19	at MIA	W	1	1	8	2	6	-	-	-	-	-	-	-	-	-	-	-
10/26	OAK	W	1	1	8	4	4	-	-	-	-	-	-	-	-	-	-	-
11/2	at CLV	W	1	1	7	6	1	-	-	-	-	-	-	-	-	-	-	-
11/9	at HST	W	1	1	4	2	2	-	-	-	-	-	-	-	-	-	-	-
11/16	at NYG	L	1	1	8	4	4	-	-	-	-	-	-	-	-	-	-	-
11/23	PHI	W	1	1	5	3	2	-	-	-	-	-	-	1	-	-	-	-
11/30	at CIN	W	1	1	5	3	2	0.5	2	-	-	-	-	-	-	-	-	-
12/7	WAS	W	1	1	7	6	1	-	-	-	-	-	-	1	-	-	-	-
12/14	PIT	L	1	1	3	3	0	-	-	-	-	-	-	-	-	-	-	-
12/20	at DAL	W	1	1	11	5	6	-	-	-	-	-	-	-	-	-	-	-
12/28	JAX	W	1	1	10	3	7	-	-	-	-	-	-	-	1	-	-	-
2008 Totals			16	16	104	54	50	1.5	12	0	0	0	0	5	2	0	0	0

2008 Postseason

Date	Opp	W/L	P	S	TT	S	A	Sk	Yds	Int	Yds	Lg	TD	PD	FF	FR	Yds	TD
1/4/09	at MIA	W	1	1	8	7	1	-	-	-	-	-	-	-	-	-	-	-
1/10/09	at TEN	W	1	1	11	9	2	-	-	-	-	-	-	-	-	-	-	-
1/18/09	at PIT	L	1	1	7	6	1	-	-	-	-	-	-	-	-	-	-	-
Totals			3	3	26	22	4	0.0	0	0	0	0	0	0	0	0	0	0

2007 Baltimore Ravens

Date	Opp	W/L	P	S	TT	S	A	Sk	Yds	Int	Yds	Lg	TD	PD	FF	FR	Yds	TD
9/10	at CIN	L	1	1	3	3	0	-	-	-	-	-	-	-	-	-	-	-
9/16	NYJ	W	1	1	10	6	4	-	-	-	-	-	-	-	-	-	-	-
9/23	ARZ	W	1	1	3	2	1	-	-	-	-	-	-	-	-	-	-	-
9/30	at CLV	L	1	1	13	8	5	-	-	-	-	-	-	1	-	-	-	-
10/7	at SF	W	1	1	10	6	4	1.0	2	-	-	-	-	-	-	-	-	-
10/14	SL	W	1	1	7	5	2	-	-	-	-	-	-	-	-	-	-	-
10/21	at BUF	L	1	1	10	6	4	-	-	-	-	-	-	-	-	-	-	-
11/5	at PIT	L	1	1	14	6	8	-	-	-	-	-	-	1	-	-	-	-
11/11	CIN	L	1	1	3	2	1	-	-	-	-	-	-	-	-	-	-	-
11/18	CLV	L	1	1	10	8	2	-	-	-	-	-	-	-	-	-	-	-
11/25	at SD	L	1	1	10	4	6	-	-	-	-	-	-	-	-	-	-	-
12/3	NE	L	1	1	10	8	2	-	-	-	-	-	-	-	-	-	-	-
12/9	IND	L	1	1	9	6	3	-	-	-	-	-	-	-	-	-	-	-
12/16	at MIA	L	1	1	10	8	2	-	-	-	-	-	-	-	-	-	-	-
12/23	at SEA	L	1	1	2	1	1	-	-	-	-	-	-	1	-	-	-	-
12/30	PIT	W	1	1	7	5	2	-	-	-	-	-	-	-	-	-	-	-
2007 Totals			16	16	131	84	47	1.0	2	0	0	0	0	3	0	0	0	0

2006 Baltimore Ravens

Date	Opp	W/L	P	S	TT	S	A	Sk	Yds	Int	Yds	Lg	TD	PD	FF	FR	Yds	TD
9/10	at TB	W	1	1	9	7	2	2.0	12	-	-	-	-	2	-	-	-	-
9/17	OAK	W	1	1	6	4	2	1.0	9	-	-	-	-	1	-	-	-	-

Date	Opp	W/L	P	S	TT	S	A	Sk	Yds	Int	Yds	Lg	TD	PD	FF	FR	Yds	TD
9/24	at CLV	W	1	1	9	6	3	2.0	12.5	-	-	-	-	2	-	1	-	-
10/1	SD	W	1	1	19	14	5	-	-	1	24	24	0	1	-	-	-	-
10/9	at DEN	L	1	1	6	2	4	-	-	-	-	-	-	-	-	-	-	-
10/15	CAR	L	1	1	8	4	4	-	-	-	-	-	-	-	-	-	-	-
10/29	at NO	W	1	1	9	4	5	-	-	-	-	-	-	1	-	-	-	-
11/5	CIN	W	1	1	8	5	3	-	-	-	-	-	-	-	-	-	-	-
11/12	at TEN	W	1	1	10	8	2	-	-	-	-	-	-	-	-	-	-	-
11/19	ATL	W	1	1	7	5	2	-	-	-	-	-	-	-	-	-	-	-
11/26	PIT	W	1	1	4	4	0	1.5	13.5	1	7	7	0	1	-	-	-	-
11/30	at CIN	L	1	1	12	11	1	1.0	0	-	-	-	-	1	1	-	-	-
12/10	at KC	W	1	1	11	6	5	1.0	5	-	-	-	-	-	-	-	-	-
12/17	CLV	W	1	1	4	3	1	1.0	14	-	-	-	-	-	-	-	-	-
12/24	at PIT	W	1	1	8	5	3	-	-	-	-	-	-	-	-	-	-	-
12/31	BUF	W	1	1	5	5	0	-	-	-	-	-	-	-	-	-	-	-
2006 Totals			16	16	135	93	42	9.5	66	2	31	24	0	9	1	1	0	0

2006 Postseason

Date	Opp	W/L	P	S	TT	S	A	Sk	Yds	Int	Yds	Lg	TD	PD	FF	FR	Yds	TD
1/13	IND	L	1	1	12	5	7	-	-	-	-	-	-	-	-	-	-	-
Totals			1	1	12	5	7	0.0	0	0	0	0	0	0	0	0	0	0

2005 Baltimore Ravens

Date	Opp	W/L	P	S	TT	S	A	Sk	Yds	Int	Yds	Lg	TD	PD	FF	FR	Yds	TD
9/11	IND	L	1	0	0	0	0	-	-	-	-	-	-	-	-	-	-	-
9/18	at TEN	L	1	0	0	0	0	-	-	-	-	-	-	-	-	-	-	-
10/2	NYJ	W	1	0	0	0	0	-	-	-	-	-	-	-	-	-	-	-
10/9	at DET	L	1	0	9	6	3	-	-	-	-	-	-	-	-	-	-	-
10/16	CLV	W	1	0	1	1	0	-	-	-	-	-	-	-	-	-	-	-
10/23	at CHI	L	1	0	1	0	1	-	-	-	-	-	-	-	-	-	-	-
10/31	at PIT	L	1	1	9	6	3	-	-	-	-	-	-	1	-	-	-	-
11/6	CIN	L	1	1	7	5	2	0.5	3.5	-	-	-	-	2	-	-	-	-
11/13	at JAX	L	1	1	13	7	6	0.5	3	-	-	-	-	-	-	-	-	-
11/20	PIT	W	1	1	12	9	3	2.0	14	-	-	-	-	1	-	1	0	0
11/27	at CIN	L	1	1	10	8	2	-	-	-	-	-	-	-	-	-	-	-
12/4	HST	W	1	1	13	10	3	1.0	4	-	-	-	-	-	-	-	-	-
12/11	at DEN	L	1	1	13	7	6	-	-	-	-	-	-	-	-	-	-	-
12/19	GB	W	1	1	13	10	3	-	-	-	-	-	-	-	-	1	0	0
12/25	MIN	W	1	1	8	5	3	-	-	-	-	-	-	-	-	-	-	-
1/1	at CLV	L	1	1	10	3	7	-	-	-	-	-	-	1	-	-	-	-
2005 Totals			16	10	119	77	42	4.0	24.5	0	0	0	0	5	0	2	0	0

2004 Baltimore Ravens

Date	Opp	W/L	P	S	TT	S	A	Sk	Yds	Int	Yds	Lg	TD	PD	FF	FR	Yds	TD
9/12	at CLV	L	1	0	-	-	-	-	-	-	-	-	-	-	-	-	-	-
9/19	PIT	W	1	0	-	-	-	-	-	-	-	-	-	-	-	-	-	-
9/26	at CIN	W	1	0	-	-	-	-	-	-	-	-	-	-	-	-	-	-
10/4	KC	L	1	0	-	-	-	-	-	-	-	-	-	-	-	-	-	-
10/10	at WAS	W	1	0	-	-	-	-	-	-	-	-	-	-	-	-	-	-
10/24	BUF	W	1	0	-	-	-	-	-	-	-	-	-	-	-	-	-	-
10/31	at PHI	L	1	0	-	-	-	-	-	-	-	-	-	-	-	-	-	-
11/7	CLV	W	1	0	-	-	-	-	-	-	-	-	-	-	-	-	-	-
11/14	at NYJ	W	1	0	3	2	1	-	-	-	-	-	-	-	-	1	0	0
11/21	DAL	W	1	0	2	1	1	-	-	-	-	-	-	-	-	-	-	-
11/28	at NE	L	1	0	-	-	-	-	-	-	-	-	-	-	-	-	-	-
12/5	CIN	L	1	0	-	-	-	-	-	-	-	-	-	-	-	-	-	-
12/12	NYG	W	1	0	-	-	-	-	-	-	-	-	-	-	-	-	-	-
12/19	at IND	L																
12/26	at PIT	L																
1/2	MIA	W																
2004 Totals			13	0	5	3	2	0.0	0	0	0	0	0	0	0	1	0	0

2003 Baltimore Ravens

Date	Opp	W/L	P	S	TT	S	A	Sk	Yds	Int	Yds	Lg	TD	PD	FF	FR	Yds	TD
9/7	at PIT	L	1	0	0	0	0	-	-	-	-	-	-	-	-	-	-	-
9/14	CLV	W	1	0	0	0	0	-	-	-	-	-	-	-	-	-	-	-
9/21	at SD	W	1	0	0	0	0	-	-	-	-	-	-	-	-	-	-	-


Date	Opp	W/L	P	S	TT	S	A	Sk	Yds	Int	Yds	Lg	TD	PD	FF	FR	Yds	TD
9/28	KC	L	1	0	0	0	0	-	-	-	-	-	-	-	-	-	-	-
10/12	at ARZ	W	1	0	0	0	0	-	-	-	-	-	-	-	-	-	-	-
10/19	at CIN	L	1	0	0	0	0	-	-	-	-	-	-	-	-	-	-	-
10/26	DEN	W	1	0	0	0	0	-	-	-	-	-	-	-	-	-	-	-
11/2	JAX	W	1	0	1	1	0	-	-	-	-	-	-	-	-	-	-	-
11/9	at SL	L	1	0	0	0	0	-	-	-	-	-	-	-	-	-	-	-
11/16	at MIA	L	1	0	0	0	0	-	-	-	-	-	-	-	-	-	-	-
11/23	SEA	W	1	0	0	0	0	-	-	-	-	-	-	-	-	-	-	-
11/30	SF	W	1	0	2	2	0	-	-	-	-	-	-	-	-	-	-	-
12/7	CIN	W	1	0	6	4	2	-	-	-	-	-	-	-	-	-	-	-
12/14	at OAK	L	1	0	0	0	0	-	-	-	-	-	-	-	-	-	-	-
12/21	at CLV	W	1	0	0	0	0	-	-	-	-	-	-	-	-	1	0	0
12/28	PIT	W	1	0	0	0	0	-	-	-	-	-	-	-	-	-	-	-
2003 Totals			16	0	9	7	2	0.0	0.0	0	0	0	0	0	0	1	0	0

2003 Postseason

Date	Opp	W/L	P	S	TT	S	A	Sk	Yds	Int	Yds	Lg	TD	PD	FF	FR	Yds	TD
1/3	TEN	L	1	0	-	-	-	-	-	-	-	-	-	-	-	-	-	-
Totals			1	0	0	0	0	0.0	0	0	0	0	0	0	0	0	0	0

2002 Baltimore Ravens

Date	Opp	W/L	P	S	TT	S	A	Sk	Yds	Int	Yds	Lg	TD	PD	FF	FR	Yds	TD
9/8	at CAR	L	1	0	-	-	-	-	-	-	-	-	-	-	-	-	-	-
9/15	TB	L	1	0	-	-	-	-	-	-	-	-	-	-	-	-	-	-
9/30	DEN	W	1	0	-	-	-	-	-	-	-	-	-	-	-	-	-	-
10/6	at CLV	W	1	0	-	-	-	-	-	-	-	-	-	-	-	-	-	-
10/13	at IND	L	1	0	-	-	-	-	-	-	-	-	-	-	-	-	-	-
10/20	JAX	W	1	0	-	-	-	-	-	-	-	-	-	-	-	-	-	-
10/27	PIT	L	1	0	-	-	-	-	-	-	-	-	-	-	-	-	-	-
11/3	at ATL	L	1	0	-	-	-	-	-	-	-	-	-	-	-	-	-	-
11/10	CIN	W	1	0	-	-	-	-	-	-	-	-	-	-	-	-	-	-
11/17	at MIA	L	1	0	-	-	-	-	-	-	-	-	-	-	-	-	-	-
11/24	TEN	W	1	0	1	1	0	-	-	1	0	0	0	-	-	-	-	-
12/1	at CIN	W	1	0	-	-	-	-	-	-	-	-	-	-	-	-	-	-
12/8	NO	L	1	0	-	-	-	-	-	-	-	-	-	-	-	-	-	-
12/15	at HST	W	1	0	1	0	1	-	-	-	-	-	-	-	-	-	-	-
12/22	CLV	L	1	0	3	2	1	-	-	-	-	-	-	-	-	-	-	-
12/29	at PIT	L	1	0	-	-	-	-	-	-	-	-	-	-	-	-	-	-
2002 Totals			16	0	5	3	2	0.0	0	1	0	0	0	0	0	0	0	0





68
GUARD

MATT SLAUSON

6-5 / 315 / Nebraska
24 years old (as of opening weekend)
Colorado Springs, CO/West Side HS
EXPERIENCE: NFL: 2 / Jets: 2nd
ACQUIRED: D6 (193), 2009 NFL Draft

CAREER HIGHLIGHTS

- ◇ Made his NFL debut at BUF 12/3, entering the game on special teams in the first quarter during the Bills first field goal attempt.

CAREER TRANSACTIONS

- ◇ 5/19/09, NYJ, Signed
- ◇ 4/26/09, NYJ, D6 (193)

SEASON-BY-SEASON REVIEW

2009 (JETS) Played in three-regular season games.
SEASON HIGHLIGHTS: (12/13 at TB)...Saw his first NFL action at center and guard. **(12/3 at BUF)** Made his NFL debut on special teams during the Bills' first field goal attempt.

BEFORE THE NFL

- ◇ In 2008, started all 13 games at right guard during his senior season, helping the offense rank among the nation's top 20 in scoring, passing and total offense...Received first-team All-Big 12 honors from the *San Antonio Express-News*, while being a second-team all-conference selection by several other sources.
- ◇ In 2007, played in all 12 games, making eight starts at three different positions, including right guard and both tackle spots...Offense averaged 468.2 yards per game, its best offensive total in 10 seasons, while averaging a school-record 323.8 passing yards per contest...Honorable mention all-Big 12 from the *Associated Press* and second-team all-Big 12 by *Rivals.com*.
- ◇ In 2006, started 11 games at right tackle for an offense that ranked among the nation's leaders in both rushing and passing and finished 14th in total offense.
- ◇ In 2005, was a late signee just before fall camp in 2005... Played in nine games as a true freshman mostly on extra-point and field goal units throughout the year, before entering the offensive line rotation late in the season.
- ◇ Played one season at Air Force Prep School in Colorado Springs, lining up at offensive tackle...Spent 2003 season at Air Academy HS in Colorado Springs...Began his high school career at Sweet Home HS in Oregon for Coach Rob Younger.

OFF THE FIELD

- ◇ Son of Rob and Nancy Slauson.
- ◇ Twin brothers, Chris, who attended the Air Force Academy, and is currently a Captain, and Nick, a state-champion swimmer who won eight gold medals on the state level.
- ◇ Sister, Alli, attends the University of Nebraska.
- ◇ Graduated in May 2009 with a degree in sociology.
- ◇ Lettered twice in basketball and four times in track, competing in both discus and shot put, during his prep career.
- ◇ Married to wife, Cami.
- ◇ Visited P.G. Chambers School to celebrate the completion of a new adaptive fitness area as part of the Jets partnership with Hometown Huddle and the United Way of Morris County.
- ◇ Won in the Jets Charity Golf Classic at Trump National Golf Course, 6/7/10, to benefit the Jets Foundation.

MATT SLAUSON'S CAREER STATISTICS

GAMES PLAYED/GAMES STARTED: Career (3/0); 2009 (3/0)



16

WIDE RECEIVER

BRAD SMITH

6-2/210/Missouri

26 years old (as of opening weekend)

Youngstown, OH/Chaney HS

EXPERIENCE: NFL: 5 / Jets: 5th

ACQUIRED: D4a (103), 2006 NFL Draft

CAREER HIGHLIGHTS

- ◇ Veteran with 60 career games played and 15 starts, showcasing his versatility with starts at both wide receiver and running back, as well as snaps from under center.
- ◇ Has rushed 60 times for 468 yards and a touchdown and caught 60 passes for 513 yards and two touchdowns... Has completed two of his four passing attempts, including a career-best 27 yards connection with safety Eric Smith to convert on a fake punt attempt.
- ◇ Key contributor on special teams with 59 career special teams tackles, 24 kickoff returns for 536 yards and a 106-yard touchdown and two punt returns for 27 yards.
- ◇ Owner of the longest play in Jets' history, the aforementioned 106-yard kickoff return touchdown, passing Aaron Glenn's 104-yard missed field goal return, 11/15/98.
- ◇ Stepped in after an injury to Leon Washington to become the primary kickoff return man in the second half of the season...His 31.0-yard average would ranked first in the league had he had enough returns to qualify.

CAREER TRANSACTIONS

- ◇ 3/22/10, NYJ, Signed, RFA
- ◇ 4/30/06, NYJ, D4a (103)

SEASON-BY-SEASON REVIEW

2009 (JETS) Played in 13 games, making two starts... Tied his career-high with 18 rushes for a career-best 207 yards and the first rushing touchdown of his career...Added seven receptions for 63 yards...Returned the first two punts of his career for 27 yards and returned 10 kickoffs for 310 yards and a score...His 31.0 kickoff-return average would have ranked number-one in the league had he had enough returns to qualify...Scored touchdowns on a kickoff return, a blocked punt return and a rushing attempt from under center. **POSTSEASON:** Recorded the first-postseason rushing attempts for his career when he carried twice for four yards...Added eight yards on three receptions... Returned nine kickoffs for 238 yards to establish a new Jets' record for most kickoff-return yards in a single postseason, surpassing the 179 yards on eight returns set by Jerricho Cotchery in the 2004 postseason. **(AFC Championship:**

1/24 at IND)...Took a direct snap and found Jerricho Cotchery for a 45-yard completion which led to a touchdown three-plays later...Caught two passes for seven yards and returned five kickoffs for 139 yards, the second-most kickoff-return yards by a Jet in a postseason game and the most since Chad Morton amassed 154 on five returns, 1/12/02. **(Divisional: 1/17 at SD)**...Returned two kickoffs for a total of 45 yards...Returned the opening kick of the second half 36 yards to help set up a field goal for the first Jets points of the game. **(Wild Card: 1/9 at CIN)**...Name game captain and recorded the first postseason rushing attempts of his career when he carried twice for four yards...Added one reception for one yard. **SEASON HIGHLIGHTS: (1/3 vs. CIN)**...Received a game ball after scoring the first rushing touchdown of his career as he took a direct snap 32 yards for a score...Finished with a team-high 92 yards rushing, including a career-best 57-yard run and chipped in with a punt return of six yards and a kick return of 20 yards in the playoff-clinching win. **(12/27 at IND)**...Named game captain prior to the game and received a game ball for his role in the win...Took the opening kickoff of the second half 106 yards for a touchdown and gave the Jets their first lead of the game...The 106-yard score represented the longest play in Jets history, eclipsing the 104-yard missed field-goal return by Aaron Glenn, also at IND, 11/15/98...Added two rushes for 16 yards in the win. **(12/13 at TB)**...Received a game ball after making just his second start of the season, and becoming the first Jets player since Leon Washington (vs. KC, 12/30/07) to complete a pass, record a rush, catch a pass, return a punt and return a kickoff in the same game... Completed a career-long 27-yard pass to safety Eric Smith on a fake punt in the first quarter that lead to a touchdown... Ran five times for 16 yards...Caught one pass for four yards...returned one kickoff 16 yards and one punt for 21 yards, marking the first punt return of his career. **(12/3 at BUF)**...Ran for a season-high 21 yards to set up a field goal in the first quarter...Returned four kickoffs for 76 yards and recorded three special teams tackles in the Thursday Night win. **(11/22 at NE)**...Scored the first points of the day for the Jets when he scooped up an Eric Smith block of a Chris Hanson punt and returned it four yards for a touchdown. **(10/12 at MIA)**...Made his first start of the season on Monday Night Football and ran once for 12 yards and caught on pass for 19 yards...The 12-yard run came on a fake punt in the second quarter that led to a field goal and

tied the game 10-10. **(9/27 vs. TEN)**...Allowed Larry Izzo to recover Ryan Mouton's muffed punt when he hit Mouton immediately after the muff, freeing the ball for Izzo...Added his first reception of the season when he pulled in a 17-yard pass from Mark Sanchez.

2008 (JETS) Missed the first game of his career but saw in action in 15, starting one...Ran 12 times for 113 yards and added 64 more yards on 12 receptions...Notched 17 special teams tackles and four kickoff returns for 39 yards...Completed the first pass of his career on the season's final play, a ball that was lateraled multiple times.

SEASON HIGHLIGHTS: (12/28 vs. MIA)...Notched the first completion of his career when he connected with Leon Washington on the final play of the season...Ball was completed to Washington who lateraled to Laveranues Coles, then back to Smith, then to Darrelle Revis, then to Ahmad Carroll before being fumbled...Went into the books as an 18-yard completion. **(12/7 vs. SF)**...Recovered an SF onside kick attempt on the opening play of the game. **(10/19 at OAK)**...Made his only start of the season and combined for 88 yards from scrimmage...Collected four passes for 29 yards and ran four times for 59 yards, including a 36-yard rush in the fourth quarter that set up a game-tying touchdown two plays later.

2007 (JETS) Played in all 16 games with a career-best nine starts as he posted career highs in receiving, catching 32 passes for 325 yards and his first two career touchdowns...Added 45 yards on 12 rushing attempts...Collected 12 special teams tackles and had nine kickoff returns for 183 yards. **SEASON HIGHLIGHTS: (12/23 at TEN)**...Established career-highs with five catches for 45 yards receiving. **(12/16 at NE)**...Failed to connect on his first-career passing attempt when he threw short right of Chris Baker on fourth-and-two. **(12/2 at MIA)**...Reeled in a 19-yard touchdown pass from Kellen Clemens to give the Jets a lead they would not relinquish. **(10/28 vs. BUF)**...Recorded a team-high three special teams tackles. **(10/7 at NYG)**...Started and recorded the first touchdown of his career when he caught a 16-yard pass from Chad Pennington in the second quarter...Recorded three receptions for 44 yards.

2006 (JETS) Saw action all over the field in his rookie season with snaps at running back, quarterback and wide receiver...Appeared in all 16 games making three starts...Ran 18 times for 103 yards and caught nine passes for 61 yards...Contributed on special teams with 10 tackles and added four yards on his lone kickoff return of the season. **POSTSEASON: (Wild Card: 1/7 at NE)**...Made his postseason debut and caught two passes for eight yards. **SEASON HIGHLIGHTS: (12/31 vs. OAK)**...Collected 23 yards on two rushing attempts, including a conversion on third-and-two when he took a snap from under center

and helped to set up the first touchdown of the game four plays later. **(12/3 at GB)**...Started as the Jets opened in a four wide-receiver set...Took a handoff 32 yards to set up a touchdown. **(10/29 vs. CLV)**...Saw snaps at quarterback, wide receiver and running back and finished the game with four yards on three rushing attempts. **(10/15 vs. MIA)**...Received Jets' Special Teams Player of the Week honors after recording three tackles on special teams. **(10/8 at JAX)**...Made his first-career start, at running back, and carried for five yards on the game's first play. **(9/10 at TEN)**...Made NFL debut, pulling in his first-career reception, a 13-yard catch from Chad Pennington...Later recorded the first rushing attempt of his career when he gained 12 yards on the last play of the third quarter.

BEFORE THE NFL

- ◇ Became the first player in NCAA history to pass for at least 8,000 yards and run for another 4,000 yards at the University of Missouri.
- ◇ Ended his collegiate career ranked fourth on the all-time NCAA career total offense chart with 13,088 yards... Holds Missouri's career marks for rushing touchdowns (42) and passing scores (56).
- ◇ With 2,304 passing yards and 1,301 rushing yards in 2005, he became the first player in NCAA Div. I-A history to achieve the 2,000/1,000 mark twice in his career (he also did it as a redshirt freshman in 2002).

OFF THE FIELD

- ◇ Serves as the Jets spokesperson for the NFL Play 60 campaign, designed to tackle childhood obesity.
- ◇ Recipient of the 2007 Kyle Clifton Good Guy Award, as selected by members of the Jets' organization.
- ◇ Hosts annual Brad Smith V-Camp in June... Includes kids ranging from ages 8-16 who gathered at Youngstown State's Stambaugh Stadium...Smith is joined by various college and high school coaches for the event, which focuses on values and vision for their lives, the power of their voice on and off the field, as well as celebrating the victories of life.
- ◇ Participates in Jets Taste of the NFL, dedicated to fighting hunger throughout the New York metropolitan area.
- ◇ Visited Atlantic Health's Goryeb Children's Hospital of Morristown (NJ).
- ◇ Earned his undergraduate degree in business administration in May 2005 and took graduate level courses in 2005-06.
- ◇ Earned the prestigious National Football Foundation Scholar-Athlete Award, which comes with an \$18,000 post-graduate scholarship, and was one of 16 finalists for the Draddy Award, known as the "Academic Heisman."
- ◇ Member of Fellowship of Christian Athletes.
- ◇ Wife, Rosalynn Monique Smith.



BRAD SMITH'S CAREER STATISTICS

Year/Tm	G/S	Receiving					Rushing				
		Rec	Yds	Avg	Lg	TD	Rush	Yds	Avg	Lg	TD
06/NYJ	16/3	9	61	6.8	19	-	18	103	5.7	32	-
07/NYJ	16/9	32	325	10.2	29	2	12	45	3.8	11	-
08/NYJ	15/1	12	64	5.3	18	-	12	113	9.4	36	-
09/NYJ	13/2	7	63	9.0	19	-	18	207	11.5	57	1
Totals	60/15	60	513	8.6	29	2	60	468	7.8	57	1

Additional Statistics

Passing: 2-4, 45 yards, 90.6 ratings (Career); 1-1, 27 yards, 118.8 rating (2009); 1-2, 18 yards, 81.3 rating (2008); 0-1, 0 yards, 39.6 rating (2007)

Kickoff Returns: 24-536 (Career); 10-310 (2009); 4-39 (2008); 9-183 (2007); 1-4 (2006)

Punt Returns: 2-27 (Career); 2-27 (2009)

Special Teams Tackles: 59 (Career); 20 (2009); 17 (2008); 12 (2007); 10 (2006)

Career Bests

Receptions: 5 (12/23/07 at TEN)

Receiving Yards: 45 (12/23/07 at TEN)

Longest Reception: 29 (12/23/07 at TEN)

Receiving Touchdowns: 1 (twice, last 12/2/07 at MIA)

Longest Receiving Touchdown: 19t (12/2/07 at MIA)

Rushing Attempts: 5 (12/13/09 at TB)

Rushing Yards: 92 (1/3/10 vs. CIN)

Longest Rush: 57 (1/3/10 vs. CIN)

Rushing Touchdowns: 1 (1/3/10 vs. CIN)

Longest Rushing Touchdown: 32t (1/3/10 vs. CIN)

Longest Play: 106t Kickoff Return (12/27/09 at IND)

CAREER POSTSEASON STATISTICS

Year/Tm	G/S	Rec	Yds	Avg	Lg	TD
06/NYJ	1/0	2	8	4.0	6	-
09/NYJ	3/0	3	8	2.7	6	-
Totals	4/0	5	16	3.2	6	0

Additional Postseason Statistics

Rushing: 2-4 (Career); 2-4 (2009)

Passing: 1-1, 45 yards, 118.8 rating (Career); 1-1, 45 yards, 118.8 rating (2009)

Career Postseason Bests

Receptions: 2 (twice, last 1/24/10 at IND)

Receiving Yards: 8 (1/7/07 at NE)

Longest Reception: 6 (twice, last 1/24/10 at IND)

Rushing Attempts: 2 (1/9/10 at CIN)

Rushing Yards: 4 (1/9/10 at CIN)

BRAD SMITH GAME-BY-GAME

2009 New York Jets

Date	Opp	W/L	GP	GS	Receiving					Rushing					Kickoff Returns					Punt Returns				
					Rec	Yds	Avg	Lg	TD	Rush	Yds	Avg	Lg	TD	No	Yds	Avg	FC	Lg	TD	No	Yds	Avg	Lg
9/13	at HST	W	1	0	-	-	-	-	-	1	15	15.0	15	0	-	-	-	-	-	-	-	-	-	
9/20	NE	W	1	0	-	-	-	-	-	1	7	7.0	7	0	-	-	-	-	-	-	-	-	-	
9/27	TEN	W	1	0	2	18	9.0	17	0	-	-	-	-	-	-	-	-	-	-	-	-	-	-	
10/4	at NO	L	1	0	1	4	4.0	4	0	2	20	10.0	18	0	-	-	-	-	-	-	-	-	-	
10/12	at MIA	L	1	1	1	19	19.0	19	0	1	12	12.0	12	0	-	-	-	-	-	-	-	-	-	
10/18	BUF	L													INACTIVE									
10/25	at OAK	W													INACTIVE									
11/1	MIA	L													INACTIVE									
11/15	JAX	L	1	0	-	-	-	-	-	-	-	-	-	-	-	-	-	-	-	-	-	-	-	
11/22	at NE	L	1	0	-	-	-	-	-	-	-	-	-	-	1	15	15.0	0	15	0	-	-	-	
11/29	CAR	W	1	0	-	-	-	-	-	-	-	-	-	-	1	38	38.0	0	38	0	-	-	-	
12/3	at BUF	W	1	0	-	-	-	-	-	1	21	21.0	21	0	4	76	19.0	0	32	0	-	-	-	

Date	Opp	W/L	GP	GS	Receiving				TD	Rushing				TD	Kickoff Returns				TD	Punt Returns				TD		
					Rec	Yds	Avg	Lg		Rush	Yds	Avg	Lg		No	Yds	Avg	FC		Lg	No	Yds	Avg		Lg	
12/13	at TB	W	1	1	1	4	4.0	4	0	5	16	3.2	12	0	1	16	16.0	0	16	0	1	21	21.0	21	0	
12/20	ATL	L	1	0	2	18	9.0	17	0	1	8	8.0	8	0	1	39	39.0	0	39	0	-	-	-	-	-	
12/27	at IND	W	1	0	-	-	-	-	-	2	16	8.0	16	0	1	106	106.0	0	106	1	-	-	-	-	-	
1/3	CIN	W	1	0	-	-	-	-	-	4	92	23.0	57	1	1	20	20.0	0	20	0	1	6	6.0	6	0	
2009 Totals				13	2	7	63	9.0	19	0	18	207	11.5	57	1	10	310	31.0	0	106	1	2	27	13.5	21	0

2009 Postseason

Date	Opp	W/L	GP	GS	Receiving					TD	Rushing					TD	Kickoff Returns					TD	Punt Returns					TD
					Rec	Yds	Avg	Lg			Rush	Yds	Avg	Lg	TD		No	Yds	Avg	FC	Lg		TD	No	Yds	Avg	Lg	
1/9	at CIN	W	1	0	1	1	1.0	1	0		2	4	2.0	2	0	2	54	27.0	0	31	0	-	-	-	-	-		
1/17	at SD	W	1	0	-	-	-	-	-		-	-	-	-	-	2	45	22.5	0	36	0	-	-	-	-	-		
1/24	at IND	L	1	0	2	7	3.5	6	0		-	-	-	-	-	5	139	27.8	0	30	0	-	-	-	-	-		
Totals			3	0	3	8	2.7	6	0		2	4	2.0	2	0	9	238	26.4	0	36	0	0	0	0.0	0	0		

2008 New York Jets

Date	Opp	W/L	GP	GS	Receiving				TD	Rushing				TD
					Rec	Yds	Avg	Lg		Rush	Yds	Avg	Lg	
9/7	at MIA	W	1	0	-	-	-	-	-	-	-	-	-	-
9/14	NE	L	1	0	-	-	-	-	-	-	-	-	-	-
9/22	at SD	L	1	0	-	-	-	-	-	-	-	-	-	-
9/28	ARZ	W	1	0	-	-	-	-	-	1	17	17	17	0
10/12	CIN	W	1	0	-	-	-	-	-	1	11	11	11	0
10/19	at OAK	L	1	1	4	29	7.3	18	0	4	59	14.8	36	0
10/26	KC	W	1	0	-	-	-	-	-	1	1	1	1	0
11/2	at BUF	W	1	0	-	-	-	-	-	1	5	5	5	0
11/9	SL	W	1	0	2	14	7	8	0	1	6	6	6	0
11/13	at NE	W	1	0	-	-	-	-	-	1	17	17	17	0
11/23	at TEN	W	1	0	1	8	8	8	0	-	-	-	-	-
11/30	DEN	L	1	0	1	10	10	10	0	1	0	0	0	0
12/7	at SF	L	1	0	2	7	3.5	7	0	-	-	-	-	-
12/14	BUF	W			INACTIVE									
12/21	at SEA	L	1	0	2	3	1.5	5	0	-	-	-	-	-
12/28	MIA	L	1	0	0	-7	-7	-7	-	1	-3	-3	-3	0
2008 Totals			15	1	12	64	5.3	18	0	12	113	9.4	36	0

2007 New York Jets

Date	Opp	W/L	GP	GS	Receiving				TD	Rushing				TD
					Rec	Yds	Avg	Lg		Rush	Yds	Avg	Lg	
9/9	NE	L	1	1	-	-	-	-	-	-	-	-	-	-
9/16	at BLT	L	1	0	1	8	8	8	0	-	-	-	-	-
9/23	MIA	W	1	0	3	24	8	14	0	2	14	7	11	0
9/30	at BUF	L	1	0	2	36	18	26	0	1	2	2	2	0
10/7	at NYG	L	1	1	3	44	14.7	17	1	1	0	0	0	0
10/14	PHI	L	1	0	1	2	2	2	0	1	4	4	4	0
10/21	at CIN	L	1	0	1	12	12	12	0	-	-	-	-	-
10/28	BUF	L	1	1	3	43	14.3	20	0	-	-	-	-	-
11/4	WAS	L	1	1	4	27	6.8	11	0	-	-	-	-	-
11/18	PIT	W	1	0	3	26	8.7	12	0	1	9	9	9	0
11/22	at DAL	L	1	1	2	12	6	7	0	-	-	-	-	-
12/2	at MIA	W	1	1	1	19	19	19	1	3	6	2	4	0
12/9	CLV	L	1	1	3	27	9	14	0	-	-	-	-	-
12/16	at NE	L	1	1	-	-	-	-	-	3	10	3.3	6	0
12/23	at TEN	L	1	1	5	45	9	29	0	-	-	-	-	-
12/30	KC	W	1	0	-	-	-	-	-	-	-	-	-	-
2007 Totals			16	9	32	325	10.2	29	2	12	45	3.8	11	0

2006 New York Jets

Date	Opp	W/L	GP	GS	Receiving				TD	Rushing				TD
					Rec	Yds	Avg	Lg		Rush	Yds	Avg	Lg	
9/10	at TEN	W	1	0	1	13	13	13	0	2	13	6.5	12	0
9/17	NE	L	1	0	-	-	-	-	-	-	-	-	-	-
9/24	at BUF	W	1	0	-	-	-	-	-	-	-	-	-	-
10/1	IND	L	1	0	1	-4	-4	-4	0	1	8	8	8	0

Date	Opp	W/L	GP	GS	Receiving				TD	Rushing						
					Rec	Yds	Avg	Lg		Rush	Yds	Avg	Lg	TD		
10/8	at JAX	L	1	1	1	-4	-4	-4	0	2	8	4	5	0		
10/15	MIA	W	1	0	-	-	-	-	-	1	1	1	1	0		
10/22	DET	W	1	0	-	-	-	-	-	3	16	5.3	8	0		
10/29	at CLV	L	1	0	-	-	-	-	-	3	4	1.3	7	0		
11/12	at NE	W	1	1	-	-	-	-	-	-	-	-	-	-		
11/19	CHI	L	1	0	1	7	7	7	0	1	6	6	6	0		
11/26	HST	W	1	0	-	-	-	-	-	1	-10	-10	-10	0		
12/3	at GB	W	1	1	2	14	7	8	0	1	32	32	32	0		
12/10	BUF	L	1	0	1	4	4	4	0	1	2	2	2	0		
12/17	at MIN	W	1	0	1	19	19	19	0	-	-	-	-	-		
12/25	at MIA	W	1	0	1	12	12	12	0	-	-	-	-	-		
12/31	OAK	W	1	0	-	-	-	-	-	2	23	11.5	20	0		
2006 Totals					16	3	9	61	6.8	19	0	18	103	5.7	32	0

2006 Postseason

2000 Postseason

Date	Opp	W/L	GP	GS	Receiving					TD	Rushing				
					Rec	Yds	Avg	Lg	Rush		Yds	Avg	Lg	TD	
1/7	at NE	L	1	0	2	8	4	6	0	-	-	-	-	-	



33
SAFETY

ERIC SMITH

6-1 / 205 / Michigan State
27 years old (as of opening weekend)
Groveport, OH/Groveport Madison HS
EXPERIENCE: NFL: 5 / Jets: 5th
ACQUIRED: D3b (97), 2006 NFL Draft

CAREER HIGHLIGHTS

- ◇ Played in 55 games, starting 14...Posted 118 tackles, four interceptions and one fumble recovered, along with 17 passes defended.
- ◇ A mainstay on the Jets' special teams units, he has recorded 62 tackles during his career.
- ◇ Named Jets' Special Teams Player of the Week, at MIA, 12/2/07.
- ◇ Registered first-career start, recording a career-high 12 tackles with one pass defended, at NYG, 10/7/07.
- ◇ Recovered an onside kick by future teammate Jay Feely to secure first win of the season, vs. MIA, 9/23/07.
- ◇ Recorded his first-career interception vs. Charlie Frye at CLV, 10/29/06.

CAREER TRANSACTIONS

- ◇ 4/29/06, NYJ, D3b (97)

SEASON-BY-SEASON REVIEW

2009 (JETS) Served as a contributor to a Jets' defense that finished first in the NFL in points allowed, total yards allowed and passing yards allowed...Played in all 16 regular-season games, with starts in four...Registered 34 tackles, one interception and six passes defended. **POSTSEASON:** (Wild Card: 1/9 at CIN)...Compiled five special teams

tackles. **SEASON HIGHLIGHTS: (11/29 vs. CAR)...** Posted a season-high nine tackles. **(9/27 vs. TEN)...** Stepped in front of a Kerry Collins pass intended for RB Chris Johnson.

2008 (JETS) Saw action in nine games, making six starts and finishing the season with 32 tackles, one interception, four passes defended, one fumble recovery and seven special teams tackles. **SEASON HIGHLIGHTS: (12/21 at SEA)...** Recovered a Dwight Lowery forced fumble on the Jets' three-yard line, the first fumble recovery of his career. **(12/14 vs. BUF)...** Made first start in six weeks...Recorded five tackles. **(10/12 vs. CIN)...** Missed game after being placed on reserve/suspended list for infraction during game vs. ARZ, 9/28. **(9/28 vs. ARZ)...** Intercepted a Kurt Warner pass and returned it six yards. **(9/14 vs. NE)...** Started at safety... Registered seven total tackles and two more on special teams.

2007 (JETS) Played 15 games, starting four, recording 36 tackles and five pass breakups...Finished second on the team with 19 special teams tackles. **SEASON HIGHLIGHTS: (12/2 at MIA)...** Recorded three special teams tackles in being named Jets' Special Teams Player of the Week. **(10/7 at NYG)...** Registered his first-career start, recording a team-high and career-high 12 tackles with five solos and one pass defended. **(9/23 vs. MIA)...** Recovered the Dolphins' attempt at an onside kick in the last two minutes of the game to secure the 31-28 win.

2006 (JETS) Played in 15 games as a reserve safety, logging 16 tackles, two interceptions and two passes defended...Tied for third with 11 special teams tackles. **POSTSEASON: (1/7 at NE)**...Four tackles and one more on special teams in the Wild Card loss. **SEASON HIGHLIGHTS: (12/31 vs. OAK)**...Named Jets' Special Teams Player of the Week after partially blocking a Shane Lechler punt...Picked off Aaron Brooks for his second interception. **(10/29 at CLV)**...Picked off a Charlie Frye pass for his first-career interception.

BEFORE THE NFL

- ◇ Smith posted triple-digit tackles his last two seasons at Michigan State, with 115 stops in 2004 and a team-high 101 tackles in 2005.
- ◇ A four-year letterman, Smith earned 36 career starts and registered 323 tackles, including double figures in tackles 13 times...His career totals included 10.5 tackles-for-loss, four sacks and four interceptions.
- ◇ Earned Academic All-Big Ten selection in 2004 at Michigan State.
- ◇ Second-team All-State and All-District selection as a senior at Groveport Madison (OH) HS, after he made 55 tackles and intercepted seven passes to earn first-team All-Conference honors in 2000.
- ◇ Started the last six games at quarterback and saw action at wide receiver and running back, pulling in 16 receptions for 400 yards and four touchdowns.
- ◇ Received the Ernie Godfrey Award, which is presented to the top high school scholar-athlete in the greater Columbus (OH) area, in addition to being selected conference Scholar-Athlete of the Year.

OFF THE FIELD

- ◇ Attended the Jets Taste of the NFL in New York City dedicated to fighting hunger in the New York metropolitan area.
- ◇ Coached a flag football clinic at JFK High School as part of the NFL Girls Flag Football Leadership Program and C.H.A.M.P.S. program.
- ◇ Helped make improvements to the entrance of Roy Wilkins Park in Jamaica, Queens as part of the United Way Hometown Huddle in 2006.
- ◇ Handed out sporting goods gift cards to seventh and eighth graders from Brooklyn during the holiday season.
- ◇ Visited schools to educate kids as part of the Eat Right, Move More program.
- ◇ Graduated with a degree in Criminal Justice.
- ◇ Sported a 3.95 grade-point average in high school and qualified for the track and field regional in the pole vault, high jump and long jump.
- ◇ Enjoys bowling and golfing in his spare time.
- ◇ Born in Columbus, OH.

Eric Smith's Career Interceptions (4)

4.	9/27/09	vs. TEN	Kerry Collins
3.	9/28/08	vs. ARZ	Kurt Warner
2.	12/31/06	vs. OAK	Aaron Brooks
1.	10/29/06	at CLV	Charlie Frye

ERIC SMITH'S CAREER STATISTICS

Year/Tm	G/S	TT	S	A	Sk	Yds	Int	Yds	Lg	TD	PD	FF	FR	Yds	TD
06/NYJ	15/0	16	11	5	-	-	2	1	1	-	2	-	-	-	-
07/NYJ	15/4	36	23	13	-	-	-	-	-	-	5	-	-	-	-
08/NYJ	9/6	32	21	11	-	-	1	6	6	-	4	0	1	0	-
09/NYJ	16/4	34	27	7	-	-	1	0	0	-	6	-	-	-	-
Totals	55/14	118	82	36	0	0	4	7	6	0	17	0	1	0	0

Career Bests

Tackles: 12 (10/7/07 at NYG)

Solo Tackles: 8 (11/29/09 vs. CAR)

Interceptions: 1 (four times, last 9/27/09 vs. TEN)

Additional Statistics

Special Teams Tackles: 62 (career); 25 (2009); 7 (2008); 19 (2007); 11 (2006).

Caught a 27-yard pass from Brad Smith on a fake punt at TB on 12/13/09.

Blocked Punts: 1 (2009).

CAREER POSTSEASON STATISTICS

Year/Tm	G/S	TT	S	A	Sk	Yds	Int	Yds	Lg	TD	PD	FF	FR	Yds	TD
06/NYJ	1/0	4	4	-	-	-	-	-	-	-	-	-	-	-	-
09/NYJ	3/0	3	1	2	-	-	-	-	-	-	-	-	-	-	-
Totals	4/0	7	5	2	0	0	0	0	0	0	0	0	0	0	0

Additional Statistics

Special Teams Tackles: 7 (career); 6 (2009); 1 (2006).



ERIC SMITH GAME-BY-GAME

2009 New York Jets

Date	Opp	W/L	P	S	TT	S	A	Sk	Yds	Int	Yds	Lg	TD	PD	FF	FR	Yds	TD	ST
9/13	at HST	W	1	0	2	2	0	-	-	-	-	-	-	1	-	-	-	-	1
9/20	NE	W	1	0	3	2	1	-	-	-	-	-	-	1	-	-	-	-	3
9/27	TEN	W	1	0	4	4	0	-	-	1	0	0	0	2	-	-	-	-	2
10/4	at NO	L	1	0	1	1	0	-	-	-	-	-	-	-	-	-	-	-	1
10/12	at MIA	L	1	0	1	1	0	-	-	-	-	-	-	-	-	-	-	-	1
10/18	BUF	L	1	0	2	2	0	-	-	-	-	-	-	-	-	-	-	-	-
10/25	at OAK	W	1	0	1	0	1	-	-	-	-	-	-	-	-	-	-	-	1
11/1	MIA	L	1	0	-	-	-	-	-	-	-	-	-	-	-	-	-	-	2
11/15	JAX	L	1	0	2	1	1	-	-	-	-	-	-	-	-	-	-	-	2
11/22	at NE	L	1	0	2	2	0	-	-	-	-	-	-	-	-	-	-	-	2
11/29	CAR	W	1	1	9	8	1	-	-	-	-	-	-	1	-	-	-	-	-
12/3	at BUF	W	1	1	2	0	2	-	-	-	-	-	-	-	-	-	-	-	3
12/13	at TB	W	1	1	2	2	0	-	-	-	-	-	-	-	-	-	-	-	5
12/20	ATL	L	1	0	1	0	1	-	-	-	-	-	-	-	-	-	-	-	-
12/27	at IND	W	1	1	2	2	0	-	-	-	-	-	-	1	-	-	-	-	-
1/3	CIN	W	1	0	-	-	-	-	-	-	-	-	-	-	-	-	-	-	2
2009 Totals			16	4	34	27	7	0.0	0	1	0	0	0	6	0	0	0	0	25

2009 Postseason

Date	Opp	W/L	P	S	TT	S	A	Sk	Yds	Int	Yds	Lg	TD	PD	FF	FR	Yds	TD	ST
1/9	at CIN	W	1	0	-	-	-	-	-	-	-	-	-	-	-	-	-	-	5
1/17	at SD	W	1	0	2	1	1	-	-	-	-	-	-	-	-	-	-	-	-
1/24	at IND	L	1	0	1	0	1	-	-	-	-	-	-	-	-	-	-	-	1
Totals			3	0	3	1	2	0	0	0	0	0	0	0	0	0	0	0	6

2008 New York Jets

Date	Opp	W/L	P	S	TT	S	A	Sk	Yds	Int	Yds	Lg	TD	PD	FF	FR	Yds	TD
9/7	at MIA	W	1	1	7	6	1	-	-	-	-	-	-	1	-	-	-	-
9/14	NE	L	1	1	7	5	2	-	-	-	-	-	-	-	-	-	-	-
9/22	at SD	L	1	0	1	0	1	-	-	-	-	-	-	-	-	-	-	-
9/28	ARZ	W	1	1	1	0	1	-	-	1	6	6	-	1	-	-	-	-
10/12	CIN	W								RESERVE/SUSPENDED								
10/19	at OAK	L	1	1	6	2	4	-	-	-	-	-	-	-	-	-	-	-
10/26	KC	W	1	1	1	1	0	-	-	-	-	-	-	1	-	-	-	-
11/2	at BUF	W								INACTIVE								
11/9	SL	W								INACTIVE								
11/13	at NE	W								INACTIVE								
11/23	at TEN	W								INACTIVE								
11/30	DEN	L								INACTIVE								
12/7	at SF	L								INACTIVE								
12/14	BUF	W	1	1	5	4	1	-	-	-	-	-	-	1	-	-	-	-
12/21	at SEA	L	1	0	3	2	1	-	-	-	-	-	-	-	-	1	0	-
12/28	MIA	L	1	0	1	1	0	-	-	-	-	-	-	-	-	-	-	-
2008 Totals			9	6	32	21	11	0.0	0	1	6	6	0	4	0	1	0	0

2007 New York Jets

Date	Opp	W/L	P	S	TT	S	A	Sk	Yds	Int	Yds	Lg	TD	PD	FF	FR	Yds	TD
9/9	NE	L								INACTIVE								
9/16	at BLT	L	1	0	4	2	2	-	-	-	-	-	-	1	-	-	-	-
9/23	MIA	W	1	0	-	-	-	-	-	-	-	-	-	-	-	-	-	-
9/30	at BUF	L	1	0	-	-	-	-	-	-	-	-	-	-	-	-	-	-
10/7	at NYG	L	1	1	12	5	7	-	-	-	-	-	-	1	-	-	-	-
10/14	PHI	L	1	1	1	1	0	-	-	-	-	-	-	-	-	-	-	-
10/21	at CIN	L	1	0	-	-	-	-	-	-	-	-	-	-	-	-	-	-
10/28	BUF	L	1	0	-	-	-	-	-	-	-	-	-	-	-	-	-	-
11/4	WAS	L	1	0	-	-	-	-	-	-	-	-	-	-	-	-	-	-
11/18	PIT	W	1	0	4	3	1	-	-	-	-	-	-	-	-	-	-	-
11/22	at DAL	L	1	0	1	1	0	-	-	-	-	-	-	1	-	-	-	-
12/2	at MIA	W	1	0	2	2	0	-	-	-	-	-	-	-	-	-	-	-
12/9	CLV	L	1	0	2	2	0	-	-	-	-	-	-	-	-	-	-	-
12/16	at NE	L	1	1	1	1	0	-	-	-	-	-	-	1	-	-	-	-
12/23	at TEN	L	1	0	1	1	0	-	-	-	-	-	-	1	-	-	-	-
12/30	KC	W	1	1	8	5	3	-	-	-	-	-	-	-	-	-	-	-
2007 Totals			15	4	36	23	13	0.0	0	0	0	0	0	5	0	0	0	0

2006 New York Jets

Date	Opp	W/L	P	S	TT	S	A	Sk	Yds	Int	Yds	Lg	TD	PD	FF	FR	Yds	TD
9/10	at TEN	W	1	0	-	-	-	-	-	-	-	-	-	-	-	-	-	-
9/17	NE	L	1	0	1	1	0	-	-	-	-	-	-	-	-	-	-	-
9/24	at BUF	W	1	0	-	-	-	-	-	-	-	-	-	-	-	-	-	-
10/1	IND	L	1	0	-	-	-	-	-	-	-	-	-	-	-	-	-	-
10/8	at JAX	L	1	0	1	1	0	-	-	-	-	-	-	-	-	-	-	-
10/15	MIA	W	1	0	1	1	0	-	-	-	-	-	-	-	-	-	-	-
10/22	DET	W	1	0	1	1	0	-	-	-	-	-	-	-	-	-	-	-
10/29	at CLV	L	1	0	1	0	1	-	-	1	0	0	0	1	-	-	-	-
11/12	at NE	W	1	0	2	1	1	-	-	-	-	-	-	-	-	-	-	-
11/19	CHI	L	1	0	1	1	0	-	-	-	-	-	-	-	-	-	-	-
11/26	HST	W	1	0	5	4	1	-	-	-	-	-	-	-	-	-	-	-
12/3	at GB	W	1	0	1	0	1	-	-	-	-	-	-	-	-	-	-	-
12/10	BUF	L								INACTIVE								
12/17	at MIN	W	1	0	-	-	-	-	-	-	-	-	-	-	-	-	-	-
12/25	at MIA	W	1	0	1	0	1	-	-	-	-	-	-	-	-	-	-	-
12/31	OAK	W	1	0	1	1	0	-	-	1	1	1	0	1	-	-	-	-
2006 Totals			15	0	16	11	5	0.0	0	2	1	1	0	2	0	0	0	0

2006 Postseason

Date	Opp	W/L	P	S	TT	S	A	Sk	Yds	Int	Yds	Lg	TD	PD	FF	FR	Yds	TD
1/7	at NE	L	1	0	4	4	0	-	-	-	-	-	-	-	-	-	-	-
Totals			1	0	4	4	0	0	0	0	0	0	0	0	0	0	0	0



95
LINEBACKER

JASON TAYLOR

6-6 / 255 / Akron

36 years old (as of opening weekend)

Pittsburgh, PA/Woodland Hills HS

EXPERIENCE: NFL: 14 / Jets: 1st

ACQUIRED: UFA (4/21/10)

ENTERED NFL: MIA D3a (73), 1997 NFL Draft

CAREER HIGHLIGHTS

- ◇ Registered 127.5 sacks, the most of any active NFL player.
- ◇ Has scored nine defensive touchdowns, three on interception returns, six on fumble returns.
- ◇ Started 192-of-201 games and recorded 815 tackles, 45 forced fumbles, 27 fumbles recovered, eight interceptions and 90 passes defended.
- ◇ In 2006, earned *Associated Press* NFL Defensive Player of the Year honors after tallying 13.5 sacks, 62 tackles, two interceptions (both returned for touchdowns), 11 passes defended, 10 forced fumbles and two fumble recoveries...His 10 fumbles forced were the most recorded by an NFL defender in a single season.
- ◇ Earned six trips to the Pro Bowl (2000, 02, 04, 05, 06 and 07).
- ◇ Has recorded multiple sacks (1.5 or more) in 30 games during his career and has registered two-or-more sacks in a game 25 times.

CAREER TRANSACTIONS

- ◇ 4/21/10, NYJ, Signed UFA (MIA)
- ◇ 5/13/09, MIA, Signed, FA (WAS)

◇ 3/2/09, WAS, Released

◇ 7/20/08, WAS, Trade, MIA, for a second-round pick in 2009 and a sixth-round pick in 2010.

◇ 4/19/97, MIA, D3a (73).

SEASON-BY-SEASON REVIEW

2009 (MIA) Recorded seven sacks, three forced fumbles, five passes defended, one interception, one fumble recovery (retuned 48 yards for a touchdown) and 42 tackles after starting 15 games and seeing action in all 16. **SEASON HIGHLIGHTS: (12/20 at TEN)**...Tackled Titans' quarterback Vince Young, and forced a fumble, for his seventh sack of the season...The sack moved him past Derrick Thomas into 11th place on the NFL all-time sack list...Added six tackles. **(11/29 at BUF)**...Registered half-a-sack of Ryan Fitzpatrick and three tackles. **(11/15 vs. TB)**...Made the eighth interception of his career on a Josh Freeman pass...Also recorded two tackles and two pass defenses on the day. **(11/1 at NYJ)**...Set an NFL record with his sixth-career fumble recovery for a touchdown when he picked up a Shonn Greene fumble and returned it 48 yards...The touchdown marked the ninth of his career...Finished the game with four tackles. **(10/25 vs. NO)**...Sacked Saints'



quarterback Drew Brees twice, forcing fumbles on both...It marked the second multi-sack game of the season and the 30th of his career...Recorded five tackles on the day. **(10/4 vs. BUF)**...Collected 2.5 sacks of Trent Edwards and four tackles on the day...His sack total pushed him into 12th all time, moving him ahead of Clyde Simmons and Simeon Rice. **(9/13 at ATL)**...Sacked Matt Ryan for an eight-yard loss, his first of the season.

2008 (WAS) Played in 13 games with eight starts...Missed three games due to injury...Finished with 30 tackles, 3.5 sacks, nine passes defended and one forced fumble. **SEASON HIGHLIGHTS: (12/21 vs. PHI)**...Sacked Eagles' quarterback Donovan McNabb two times...Forced McNabb to fumble on one of his sacks...The fumble was recovered by the Redskins and led to a one-yard touchdown run...Marked the 23rd game in his career in which he recorded two-or-more sacks in a game...Collected five tackles. **(12/14 at CIN)**...Recorded 0.5 sacks when he teamed up with London Fletcher to bring down Bengals' reserve quarterback Ryan Fitzpatrick. **(9/21 vs. ARZ)**...Sustained a left calf injury...The injury ended his starting streak at 133 consecutive games — the seventh-longest streak among active players at that time. **(9/14 vs. NO)**...Sacked Drew Brees and finished with three tackles and one pass defended.

2007 (MIA) Earned his sixth selection to the Pro Bowl after he started all 16 games at defensive end and collected 11 sacks, 56 tackles, one interception, four forced fumbles, three fumble recoveries and four passes defended...His sack total ranked seventh in the AFC and 13th in the NFL...It represented the third-consecutive season and sixth time overall that he reached the double-digit sack plateau...The three fumble recoveries ranked first in the AFC and third in the NFL...All three recoveries led to Miami scores (2 TDs, 1 FG). **SEASON HIGHLIGHTS: (12/23 at NE)**...Registered a season-high seven tackles and his 11th sack of the season when he brought down Tom Brady. **(12/16 vs. BLT)**...Blocked a 50-yard field-goal attempt by Matt Stover and sacked Kyle Boller twice in a 22-16 overtime win. **(12/2 vs. NYJ)**...Moved to 14th on the NFL's all-time sack list when he recorded two sacks of Jets' quarterback Kellen Clemens. The sacks moved his total to 114. **(10/21 vs. NE)**...Set a new record for a defensive lineman with eight interceptions, after picking off a Matt Cassel pass and returning it 36 yards for a score...The pick was his seventh and set a Dolphins' record for interceptions by a defensive lineman...It was the third "Pick Six" of his career and tied him with Dick Anderson and Terrell Buckley for second on Miami's all-time list, trailing only Zack Thomas (4). **(10/14 at CLV)**...Registered the 110th sack of his career when he tackled Derek Anderson for a one-yard loss...Also forced and recovered a Jason Wright fumble at the Browns' 26-yard line...The recovery led to a Dolphin touchdown four-plays later. **(10/7 at HST)**...

Registered two sacks of Matt Schaub...Forced a fumble on one sack that was recovered by Rodrique Wright and led to a field goal. **(9/9 at WAS)**...Moved to 17th on the NFL's all-time sack list when he brought down Jason Campbell for a five-yard loss...The sack was the 107th of his career.

2006 (MIA) Named NFL's Defensive Player of the Year after compiling 10 forced fumbles, 13.5 sacks, two interceptions, two fumble recoveries, 11 passes defended and 62 tackles while making 16 starts...His sack total ranked third in the AFC and fourth in the NFL...In addition, his performance earned him his fifth trip to the Pro Bowl as a starter, as well as being selected consensus All-Pro, NFL Alumni Association's Defensive Player of the Year, AFC Defensive Player of the Year by the 101 Awards of Kansas City, "Dan Marino MVP Award" by South Florida media and fans, and the "Don Shula Leadership Award" by his teammates...He was also named as an ESPY Award nominee for Best NFL Player of 2006...Earned AFC Defensive Player of the Month accolades for November after he compiled two interceptions (both returned for touchdowns), two sacks, three forced fumbles and nine tackles. **SEASON HIGHLIGHTS: (12/25 vs. NYJ)**...Registered his 13.5th sack of the season when he tackled Chad Pennington for an eight-yard loss...It marked the fourth-consecutive game that he recorded a sack...Added three tackles on the day. **(12/17 at BUF)**...Sacked Buffalo's quarterback J.P. Losman and forced a fumble that was recovered by teammate Kevin Carter...Recorded five tackles, a pass defense and another forced fumble on the day. **(12/10 vs. NE)**...Helped Miami win their sixth game of the season when he recorded six tackles, a pass defense and a strip-sack of Patriots' reserve quarterback Matt Cassel. **(12/3 vs. JAX)**...Registered 1.5 sacks of David Garrard in the first two quarters of the game...It was the third multi-sack game of the season for him. **(11/19 vs. MIN)**...Had a sack, an interception, two forced fumbles and two passes defended in the Dolphins' 24-20 victory...Picked off a Brad Johnson pass and returned it 51 yards for a touchdown...The score gave Miami a 24-13 lead with 3:25 remaining...The interception was the sixth of his career, tying him with Kim Bokamper for the most-ever by a Dolphins lineman in a career...His efforts earned him AFC Defensive Player of the Week. **(11/12 vs. KC)**...Registered the first blocked kick of his career when he deflected a Lawrence Tynes 48-yard field-goal attempt...The block was the first of a field goal, PAT or punt by the Dolphins in 73 consecutive games...Miami went on to win 13-10. **(11/5 at CHI)**...Broke the 100-sack mark for his career when he tackled Rex Grossman for an eight-yard loss, a play in which he also forced a fumble...It marked the fifth consecutive game that he registered a sack...On the previous Bears' drive, Taylor intercepted a Grossman pass and returned it 20 yards for a touchdown...Miami went on to defeat the previously unbeaten Bears 31-13...It was his sixth-career touchdown, the first on an interception return...Earned AFC Defensive Player of the Week for his

performance. **(10/22 vs. GB)**...Recorded two strip-sacks of Packers' quarterback Brett Favre...The Dolphins recovered one of the two fumbles. **(10/15 at NYJ)**...Brought down Chad Pennington for his fifth sack of the season. **(10/8 at NE)**...Recorded a strip-sack of Tom Brady. **(10/1 at HST)**...Collected a pair of sacks of David Carr and added six tackles, a fumble recovery and a forced fumble...Registered a sack, forced fumble and fumble recovery on the same play, the fifth time in his career he accomplished that feat...The game started a streak of five games in which he recorded a sack...He totaled seven sacks during that stretch. **(9/7 at PIT)**...Sacked Charlie Batch for a 10-yard loss in the season opener.

2005 (MIA) Earned his second-consecutive Pro Bowl selection (and fourth overall) after starting all 16 games and recording 12 sacks, 77 tackles, four forced fumbles, two fumble recoveries and 11 passes defended. Did not play in the Pro Bowl due to injury...His sack total was tied for third best in the AFC and fifth overall in the NFL...As a team, the Dolphins tied an organizational best for sacks in a season with 49. **SEASON HIGHLIGHTS: (12/24 vs. TEN)**...Recorded his 12th sack of the season when he tackled Billy Volek for an eight-yard loss and forced him to fumble. **(12/18 at NYJ)**...Collected his third multi-sack game of the season when he brought down Jets' reserve quarterback Brooks Bollinger three times...Added seven tackles during the game. **(11/27 at OAK)**...Tied a career high with three sacks of Titans' quarterback Kerry Collins...His second sack of Collins was in Oakland's end zone for a safety...It was the second safety of his career...Forced a fumble on his first sack of the day...Added a fumble recovery, a pass defense and six tackles (all solo) on the day. **(11/13 vs. NE)**...Sacked Tom Brady in the first quarter...**(11/6 vs. ATL)**...Hauled Michael Vick down for a fourth-quarter sack. **(10/9 at BUF)**...Recorded his first multi-sack game of the season, when he sacked Kelly Holcomb twice, forcing him to fumble on the second take down...Finished the game with six tackles, all solo, and a pass defended. **(9/11 vs. DEN)**...Opened the season with seven tackles, including his first sack of the season...The sack came on the final play of the game when he stripped Jake Plummer, recovered the fumble and returned it 85 yards for a touchdown...It was his fifth fumble return for a touchdown, tying an NFL record held by Jessie Tuggle...It was the longest fumble return in Dolphins history, surpassing the 68-yard return by A.J. Duhe on Oct. 15, 1978 at SD.

2004 (MIA) Started all 16 games and recorded a career-high 90 tackles, 9.5 sacks, 42 quarterback hurries, three fumble recoveries, two forced fumbles and nine passes defended in route to being named a starter for the Pro Bowl...Named winner of the team's Dan Marino MVP Award for 2004 in a vote of media and fans. **SEASON HIGHLIGHTS: (12/26 vs. CLV)**...Sacked Browns' quarterback Luke McCown in the

fourth quarter to help Miami secure a 10-7 victory. **(12/20 vs. NE)**...Registered a six-yard sack of Patriots' quarterback Tom Brady. **(12/5 vs. BUF)**...Forced and recovered RB Willis McGahee's fumble in the second quarter. **(11/28 at SF)**...Recognized for the fourth time of his career as the AFC Defensive Player of the Week after he collected a season-high three sacks of Tim Rattay...The total tied a single-game career-high achieved on three previous occasions, most recently on Dec. 21, 2003 at BUF...Also defended two passes, recovered a fumble and forced a fumble in the Dolphins' 24-17 win over the 49ers...The fumble came on a strip-sack of Rattay in the fourth quarter at the 49ers' one-yard line...It was recovered by Derrick Pope, who returned it one yard for a touchdown...Earlier in that same quarter, he recovered a Rattay fumble at SF's 35. **(11/21 at SEA)**...Credited with 0.5 sacks of Trent Dilfer, a fumble recovery and four tackles on the day...Following his fumble recovery in the first quarter, Miami drove 35 yards in six plays in 2:17 seconds to tie the game 7-7...It was the 17th fumble recovery of his career, as he tied Dick Anderson and Bob Baumhower for the Dolphins' all-time lead in that category. **(11/7 vs. ARZ)**...Sacked Josh McCown for a 13-yard loss and registered a pass defense. **(10/24 vs. SL)**...Sacked Marc Bulger for an eight-yard loss. **(10/3 vs. NYJ)**...Sacked Chad Pennington in the fourth quarter. **(9/19 at CIN)**...Intercepted and sacked Bengals' quarterback Carson Palmer...Compiled a season-high 10 tackles.

2003 (MIA) Started all 16 games and registered 13 sacks, 36 quarterback hurries, three forced fumbles, two forced fumbles, five passes defended and 71 tackles...His sack total was second on the team, second in the AFC and fourth in the NFL...Recorded the first safety of his career. **SEASON HIGHLIGHTS: (12/28 vs. NYJ)**...Finished the season by recording a sack of Chad Pennington and four tackles...It was the sixth consecutive game in which he tallied a sack, tying him for the second-longest sack streak in Dolphins' history. **(12/21 at BUF)**...Collected three sacks of Drew Bledsoe and five tackles on the day...His sack total tied a career high that he achieved twice previously, most recently on December 15, 2002 against OAK...When he sacked Bledsoe for a four-yard loss in the second quarter, it gave Taylor 68 career sacks, breaking Bill Stanfill's Dolphins' record of 67.5. **(12/15 vs. PHI)**...Sacked Donovan McNabb. **(12/7 at NE)**...Registered 1.5 sacks of Tom Brady and recorded seven tackles. **(11/27 at DAL)**...On Thanksgiving Day, he scored on a 34-yard fumble return after his teammate Adewale Ogunleye strip-sacked Quincy Carter...Also recorded a sack of Carter and three tackles on the day...The sack gave him 64.5 for his career, moving him ahead of Vern Den Herder into third on the Dolphins' all-time sack list...The fumble returned for a touchdown was the fourth of his career, moving him into a tie for second place in NFL history (along with Bill Thompson and Derrick Thomas) for most touchdowns scored on fumble recoveries, trailing only Jessie Tuggle. **(11/23 vs. WAS)**...



Recorded his first multiple-sack game of the season and the 15th of his career when he dropped Redskins' quarterbacks Patrick Ramsey and Tim Hasselbeck...Both sacks came on third downs, with the second coming in the fourth quarter that was followed by the Dolphins' game-winning touchdown drive...Also tied a season-high with nine tackles...For his performance he was recognized as the AFC Defensive Player of the Week. **(11/2 vs. IND)**...Marked the 100th game of his career...Registered one sack of Colts' quarterback Peyton Manning. **(10/27 at SD, in Tempe, Ariz.)**...Registered the first safety of his career when he tackled Chargers' tackle Darnion McIntosh in the end zone after McIntosh recovered a Drew Brees fumble resulting from a Rob Burnett sack. **(10/19 vs. NE)**...Reached 60.5 sack for his career, when he forced a Tom Brady fumble on a pass attempt in overtime...The sack placed him fourth on the Dolphins' all-time list. **(10/12 at JAX)**...Credited with a sack of Byron Leftwich, two forced fumbles and a fumble recovery on the day...One of the forced fumbles came on his sack. **(9/14 at NYJ)**...Contributed half-a-sack of Vinny Testaverde in the Dolphins 21-10 victory.

2002 (MIA) Started all 16 games and collected a career-high 18.5 sacks, seven forced fumbles, two fumble recoveries, eight passes defended and 76 tackles...His sack total led the NFL, becoming the first Dolphin to lead the NFL in the category...His performance earned him a start in the Pro Bowl and recognition as first-team All-Pro by the *Associated Press*, *Sports Illustrated*, *Pro Football Weekly*, *Football Digest*, *The Sporting News* and *College & Pro Football Newsweekly*...Was also named the Defensive Player of the Year by *Sports Illustrated*, Kansas City 101, and the Touchdown Club of Columbus (OH)...Selected Pass Rusher of the Year by the NFL Alumni Association...Shared team MVP honors with running back Ricky Williams in a vote of South Florida media and fans...Awarded the team's Leadership Award in a vote by his teammates. **SEASON HIGHLIGHTS: (12/21 at MIN)**...Notched 1.5 sacks of Daunte Culpepper, forcing a fumble on his solo sack...The takedown gave him 57.5 in his career and moved him past Trace Armstrong into fifth place among the Dolphins' all-time sack leaders...His shared sack gave him 18.5 sacks for the season, tying him for the Dolphins' all-time single season sack record along with Bill Stanfill, who had 18.5 sacks in 1973...Marked his eight-consecutive game with a sack. **(12/15 vs. OAK)**...Brought Rich Gannon down three times for sacks, forcing him to fumble on two of them...The sack total tied his single-game career high, which he set on December 3, 2000 at BUF...Set a Dolphin record with sacks in consecutive games with seven in a row...Tied a season-high with eight tackles...His efforts earned him his second AFC Defensive Player of the Week honors of the season. **(12/9 vs. CHI)**...Tied a Miami record previously held by Doug Betters (1983) and himself (2000) when he sacked Jim Miller to record a sack in the sixth-consecutive game. **(12/1 at BUF)**...Registered

his fifth multi-sack game of the season when he corralled Bills' quarterback Drew Bledsoe twice. **(11/24 vs. SD)**...Sacked Drew Brees twice...his second sack of Brees gave him 50.5 for his career, making him the sixth Dolphin to reach the 50-sack plateau. **(11/17 vs. BLT)**...Collected 1.5 sacks of Jeff Blake, to notch his third multi-sack game of the season...Forced Blake to fumble on his solo sack. **(11/10 at NYJ)**...Recorded a sack of Chad Pennington. **(11/4 at GB)**...Sacked Packers' reserve quarterback Doug Pederson to begin a stretch of eight games with a sack. **(10/13 at DEN)**...Contributed two sacks of Brian Griese to register his second multiple-sack game of the season and the ninth of his career...Added one pass defended and a forced fumble...The forced fumble came on the Dolphins' one-yard line and helped preserve a 24-22 victory...His performance secured the first AFC Defensive Player of the Week award of his career...It made him the first Dolphin defensive lineman to earn Defensive Player of the Week accolades during the regular season since the award was instituted in 1984 (Trace Armstrong earned the honor following a 1999 First-Round Playoff game at SEA). **(10/6 vs. NE)**...Registered the first multiple-sack game of the season, the eighth of his career, when he dropped Tom Brady twice...Forced Brady to fumble on one of the sacks. **(9/22 vs. NYJ)**...Recorded a sack, forced a fumble and recovered it when he tackled Vinny Testaverde for a 15-yard loss. **(9/8 vs. DET)**...Registered half-a-sack, when he split a sack of Mike McMahon with Jermaine Haley.

2001 (MIA) Started all 16 games and led the team with 8.5 sacks, a then career-high 86 tackles, an interception, four fumble recoveries including one for a touchdown, four forced fumbles and seven passes defended...His four fumble recoveries tied for third-highest single-season total in Dolphin history...Named second-team All-Pro by the *Associated Press*. **POSTSEASON: (1/13/02 vs. BLT)**...Started and registered 10 tackles. **SEASON HIGHLIGHTS: (1/6/02 vs. BUF)**...Had a half-sack of Bills' reserve quarterback Travis Brown...The sack brought him to 39.5 for his career and tied him with Kim Bokamper and Bob Baumhower for the sixth-highest total in Dolphins history. **(12/30 vs. ATL)**...Split a sack of Chris Chandler with Zack Thomas on the first play of the game...Finished the game with six tackles, one forced fumble and a fumble recovery. **(12/10 vs. IND)**...Recorded a sack and interception of Peyton Manning during a Monday Night Victory over the Colts. **(11/4 vs. CAR)**...Tied Manny Fernandez for ninth on the Dolphins' all-time sack list with 35 sacks when he strip-sacked Chris Weinke. **(10/28 at SEA)**...Collected eight tackles, including a sack of Matt Hasselbeck. **(10/7 vs. NE)**...Finished with four tackles, a sack of Tom Brady, and two fumble recoveries...Scored his first touchdown via fumble return on a one-yard return of a Brady fumble. His second fumble recovery came on the Patriots' final play of the game, a nine-yard sack by Daryl Gardener with :04

remaining. **(9/9 vs. TEN)**...Registered his first sack of the season and a total of five tackles and a pass defense in the season opener.

2000 (MIA) Started all 16 games and collected 14.5 sacks, an interception, four fumble recoveries, a forced fumble, five passes defended and 68 tackles...His sack total ranked second in the AFC to teammate Trace Armstrong and fifth in the NFL...His performance earned him a start in the Pro Bowl, the first such honor of his career...Teammate Trace Armstrong started opposite of him in the Pro Bowl, marking the first time teammates were chosen to start at defensive end in the Pro Bowl since the 1992 Pro Bowl when Philadelphia's Reggie White and Clyde Simmons accomplished the feat...Also earned first-team All-Pro by the *Associated Press*, *Pro Football Weekly*, *The Sporting News* and *USA Today*...A first-team All-AFC choice by *Football News*...A second-team All-Pro by *College & Pro Football Newsweekly*...Voted Dolphins' Most Valuable Player by South Florida media and the fans...Strip-sack of Bengals' quarterback Akili Smith, subsequent recovery and 29-yard touchdown return was voted as the Outstanding Defensive Play of the 2000 season by fans on NFL.com. **POSTSEASON:** Started playoff games vs. IND (12/30) and at OAK (1/6/01) and totaled nine tackles. **SEASON HIGHLIGHTS: (12/24 at NE)**...Posted his first interception of the season and the second of his career when he picked off a Drew Bledsoe pass. **(12/17 at IND)**...Sacked Peyton Manning and recovered an Edgerrin James fumble. **(12/10 vs. TB)**...Registered half-a-sack when he split a sack of Shaun King with Daryl Gardener in the fourth quarter. **(12/3 vs. BUF)**...Set a single-game career-high with three sacks of Rob Johnson. The total surpassed his previous best of 2.5, which he recorded in Week Three of the 2000 season vs. Baltimore. **(11/12 vs. SD)**...Sacked Moses Moreno and recorded four tackles and a pass defense...It marked the sixth-consecutive game he recorded a sack, tying Doug Betters' then-club record for most consecutive contests with a sack. **(11/5 at DET)**...Notched five tackles, including a pair of sacks (Charlie Batch and Stoney Case)...It marked the fifth multiple-sack game of his career. **(10/29 vs. GB)**...Sacked Brett Favre for a four-yard loss. **(10/23 at NYJ)**...Registered a sack of Vinny Testaverde in Monday Night overtime loss. **(10/8 vs. BUF)**...Recorded two half-sacks of Rob Johnson to total one sack for the day. **(10/1 at CIN)**...Scored the second touchdown of his career on a 29-yard fumble return after he sacked Bengals' quarterback Akili Smith and scooped up the ball before racing to the end zone as the first half expired...Additionally, collected six tackles and earned a defensive game ball from the coaching staff...His touchdown return was voted as the best defensive play of the year in the NFL in a vote of fans on NFL.com. **(9/17 vs. BLT)**...Tallied 2.5 sacks of Tony Banks...It was the highest single-game total of his career to that point and his fourth-career game with two-or-more sacks...Forced a fumble on his first sack of the day. **(9/3 vs. SEA)**...Split a sack of

Jon Kitna with Daryl Gardener...Also recovered a fumble on an aborted snap.

1999 (MIA) Started all 15 games in which he played...Inactive for one contest (12/19 vs. SD)...Finished the year with 55 tackles, 2.5 sacks, one interception, two fumble recoveries, including one returned for a touchdown and four passes defended...Also added seven special teams tackles over the course of the season. **POSTSEASON:** Started two playoff games, at JAX (1/15/00) and at SEA (1/9/00), and totaled three tackles. **SEASON HIGHLIGHTS: (12/19 vs. SD)**...Inactive with a sprained right ankle sustained the previous week against the Jets. **(11/21 vs. NE)**...Made the first interception of his career when he picked off a Drew Bledsoe pass...Combined with Tim Bowens to split a sack of Drew Bledsoe. **(10/31 at OAK)**...Sacked Rich Gannon and deflected two passes in a Dolphins win. **(10/24 vs. PHI)**...Recorded his first sack of the season when he brought down Doug Pederson for a 10-yard loss...Also recovered a Pederson fumble. **(9/13 at DEN)**...Scored his first NFL touchdown in the season-opener when he recovered a Brian Griese fumble forced by Rich Owens and returned it four yards for a score.

1998 (MIA) Played in all 16 games, starting 15...Finished the season with nine sacks, 52 tackles, a team-high four forced fumbles and nine passes defended...Recorded three multiple-sack games on the season...Missed both playoff games after suffering a fractured right clavicle in the season finale at ATL (12/27). **SEASON HIGHLIGHTS: (12/21 vs. DEN)**...Sacked John Elway and recorded a forced fumble and a pass defense. **(12/6 at OAK)**...Sacked quarterback Donald Hollas twice, forcing a fumble on one of them. **(11/15 at CAR)**...Recorded a sack of Steve Beuerlein. **(10/4 at NYJ)**...Registered two sacks of Vinny Testaverde, forcing him to fumble on the first sack. **(9/13 vs. BUF)**...Recorded the first multiple-sack game of his career when he dragged down Rob Johnson twice. **(9/6 at IND)**...Played in a reserve role in the season-opener due to a partial tear of the distal third of the sartorius tendon in his left knee (tendon located behind the knee) that he sustained during the preseason...Recorded his first sack on the season when he pulled down Peyton Manning in the season opener.

1997 (MIA) Played in 13 games with 11 starts as a rookie...Was inactive for three contests with a fractured right forearm...Finished with 50 tackles, five sacks, two fumbles recoveries, two forced fumbles and three passes defended...Also registered six special teams tackles on the season...His five sacks tied with Derrick Rodgers and Tim Bowens for second on the Dolphins...Sack total tied Rodgers for the fourth-most ever by a Dolphins' rookie at the time (now fifth), and they tied for fourth among NFL rookies in 1997, along with Minnesota's Dwayne Rudd...In addition, Taylor and

Rodgers' combined 10 sacks made them the second-most productive rookie sack tandem in Dolphins history (tied with Lorenzo Bromell and Kenny Mixon, who also tallied 10 sacks in 1998), trailing only A.J. Duhe (7) and Bob Baumhower (4), who combined for 11 in 1977...Their total was second among rookie sack tandems in the NFL in 1997, trailing only Baltimore's Peter Boulware and Jamie Sharper, who combined for 14.5 sacks...Was named to the all-rookie teams for *Pro Football Weekly*, *College & Pro Football Newsweekly* and *Football News*... Was also named as the Dolphins' Newcomer of the Year in a vote of the South Florida media.

POSTSEASON: (12/28 at NE)...Started and was credited with three tackles. **SEASON HIGHLIGHTS: (12/14 at IND)**...Registered three tackles, including a strip-sack of Jim Harbaugh. **(11/23 at NE)**...Returned to the starting lineup wearing a cast to protect his left thumb and recorded six tackles and a sack of Drew Bledsoe. **(11/9 vs. NYJ)**...Returned to action after being inactive for the previous three games and registered a sack of Glenn Foley. **(10/12 at NYJ)**...Sacked Neil O'Donnell...Sustained a fractured right forearm during practice on October 16...Underwent surgery to reduce and stabilize the fracture on October 17 by Dr. John Uribe at HealthSouth Doctors Hospital in Coral Gables. **(8/31 vs. IND)**...Tied for second on the team with a season-high 10 tackles...Included in that total was the first sack of his career, as he dropped Jim Harbaugh for an eight-yard loss.

BEFORE THE NFL

- ◇ Was a four-year letterman (1993-96) and three-year starter at Akron.
- ◇ In his collegiate career, collected 279 tackles, 41 stops for loss, 21 sacks, seven fumble recoveries, eight forced fumbles and three interceptions.
- ◇ Was a first-team All-Mid-American Conference choice as a senior, when he started at left defensive end...Tallied 64 tackles (43 solo), and led team with 10 sacks and 18 stops for loss...Added four fumble recoveries, three forced fumbles, six passes defended and also had a one-yard reception for a score against Illinois.
- ◇ Earned National Defensive Player of the Week honors for his performance against Virginia Tech when he posted 12 tackles, two sacks, two fumble recoveries, three stops for loss and tackled a punt returner in the end zone for a safety.
- ◇ Was an honorable-mention All-America pick and a first team All-MAC selection as a junior, when he started at weakside linebacker...Led team with 99 tackles...Added five sacks, 11 tackles for loss, three forced fumbles, a fumble recovery, five passes defended and an interception.
- ◇ Played in all 11 contests with nine starts at weakside linebacker in his sophomore campaign...Had 70 tackles, and led team with six sacks and four stops for loss...Also had an interception.
- ◇ Saw reserve action as a redshirt freshman...Finished with 46 tackles, including two for loss, one fumble recovery, one forced fumble, an interception and two passes defended.

OFF THE FIELD

- ◇ He and his wife, Katina, have two sons, Isaiah Paul and Mason Paul, and a daughter, Zoe Grace.
- ◇ Was home-schooled during high school, although he played sports for Woodland Hills High School in Pittsburgh, PA.
- ◇ Following the 2007 season, he became the first-active NFL player to participate as a contestant on ABC's hit show "Dancing with the Stars"...Paired with professional dancer Edyta Sliwinska, he finished as the runner-up to Olympic Gold Medal figure skater Kristi Yamaguchi and professional dancer Mark Ballas.
- ◇ Named to *People Magazine's* "100 Most Beautiful" list for 2008 and one of "TV's New Top-10 Dream Men" by *US Weekly*.
- ◇ In July of 2004, established the Jason Taylor Foundation (www.jasontaylorfoundation.org) with a mission of "supporting and creating programs that facilitate the personal growth and empowerment of South Florida's children in need by focusing on improved health care, education and quality of life."
- ◇ Since opening its doors, the Jason Taylor Foundation has contributed nearly \$1,300,000 in grants and program services to local organizations dedicated to helping children.
- ◇ Was named the 2007 Walter Payton NFL Man of the Year for his off-the-field community service as well as his playing excellence...Received the award from NFL Commissioner Roger Goodell just prior to kickoff of Super Bowl XLIII... Has also been named a recipient of a 2006 JB Award and a 2005 and 2006 "Good Guy Award" by *The Sporting News* for his charitable work.
- ◇ In August of 2007, launched the Jason Taylor Reading Room in Miramar, FL., an after-school program designed to address the problem of illiteracy among inner-city youth.
- ◇ Served as the spokesperson in a public service announcement for the American Society for the Prevention of Cruelty to Animals (ASPCA).
- ◇ Was part of the Dolphins' "All-Community Team" in 2007 in which his Foundation donated 20 tickets for every home game, which was split among the Urban League, His House, Overtown Youth Center and The Haven.
- ◇ The past six offseasons, has hosted the "Jason Taylor Celebrity Golf Classic," which has raised more than \$400,000 for the Holtz Children's Hospital at the University of Miami Jackson Memorial Medical Center...In February of 2005, the hospital renamed its learning center The Jason Taylor Children's Learning Center in recognition of his contributions and support.
- ◇ In addition, the golf classics have committed nearly \$190,000 to "Take Stock in Children," funding seven years of mentoring and four-year college tuition scholarships for 18 deserving sixth-grade students. Currently sits on the "Take Stock in Children" statewide Board of Directors.
- ◇ Funded two additional scholarships after hosting benefits with Tiffany & Co. over the summers of 2005 and 2006

and another 14 scholarships through a partnership with the Office Depot Foundation...The 2005 Tiffany & Co. event was attended by Academy Award-winning actor Jamie Foxx, rap artist Trick Daddy and Grammy Award-winning music producer Timbaland.

- ◇ Created the "Big Screens-Big Dreams" program to inspire and motivate area youth through feature film...More than 1,000 student-athletes have participated in the program since 2004, enjoying private screenings of films such as "Friday Night Lights," "Coach Carter," "Glory Road," "Invincible," "We Are Marshall," "PRIDE," "The Great Debaters" and "The Express."
- ◇ Has held his "Cool Gear for the School Year" event the past four Septembers at which nearly 300 children have now each been given a \$300 back-to-school shopping opportunity at Old Navy to purchase school clothes.
- ◇ Hosted "JT's Ping-Pong Smash" each of the past five Decembers...The first-of-its-kind celebrity doubles table tennis tournament has raised nearly \$225,000.
- ◇ Started the "Jason Taylor Sack Pack" in which he teams up with community members to make a donation for every sack, tackle or interception he registers...Over the past four years, Sack Pack donations have totaled more than \$230,000.
- ◇ On June 16, 2008, joined former Dolphins great Dan Marino and Samsung President & CEO DJ Oh in ringing the closing bell at the NASDAQ.
- ◇ In May of 2003, along with former teammate Zach Thomas, was part of a USO/NFL Tour in which he visited various military bases and hospitals in Germany...Was part of a similar tour in June 2003, in which he visited Kuwait and Iraq, including Baghdad, along with a group of entertainers which included Robert De Niro, Alyssa Milano, Gary Sinise,

John Stamos, Rebecca Romijn, Wayne Newton, Kid Rock and Lee Ann Womack

- ◇ Entered into a partnership with South Florida-based smoothie company JUICEBLENDZ in 2007, taking on the role of an equity partner and President of Franchise Development...Currently sits on the Board of Advisors, along with Marino and former Apple Computer and Pepsi-Cola CEO John Sculley, for 3Cinteractive, an industry-leading mobile marketing and technology firm.
- ◇ In June 2003, became the first spokesman for the Neutrogena Men brand of skin, hair and body care products.
- ◇ Made a cameo appearance in box office hit "Jackass: Number Two" in 2006...He and his Davie, FL home were featured on "MTV Cribs" in 2002.
- ◇ Has also done work with children's hospitals in Pittsburgh and Akron.
- ◇ Prior to the 1999 season, released his own calendar with a portion of the proceeds going to benefit First Book, a national non-profit organization committed to giving children the opportunity to read and own their first new books.
- ◇ From 2000-03, was a member of the "Crunch on Paralysis" team, along with Trace Armstrong and Zach Thomas, that made a donation for every sack and tackle they made to the Miami Project to Cure Paralysis...Combined, the three donated nearly \$180,000 to the Miami Project during that span with Smirnoff doubling that amount...For their efforts, the three were named the winner of the team's Community Service Award for 2000.
- ◇ Served as Grand Marshal for the 2006 Toyota Indy 300 at Homestead-Miami Speedway.
- ◇ Enjoys boating, fishing and playing golf in spare time...Set a Highbourne Key (Bahamas) record during the 2005 offseason by catching a 70-pound bull dolphin.

Year/Tm	G/S	TT	S	A	Sk	Yds	Int	Yds	Lg	TD	PD	FF	FR	Yds	TD
97/MIA	1/1	3	2	1	0	0	0	0	-	0	0	0	0	0	0
98/MIA						INJURED RESERVE									
99/MIA	2/2	3	3	0	0	0	0	0	-	0	0	0	0	0	0
00/MIA	2/2	9	7	2	0	0	0	0	-	0	0	0	0	0	0
01/MIA	1/1	10	6	4	0	0	0	0	-	0	0	0	0	0	0
Totals	6/6	25	18	7	0	0	0	0	-	0	0	0	0	0	0

[illegible]

Date	Opp	W/L	P	S	TT	S	A	Sk	Yds	Int	Yds	Lg	TD	PD	FF	FR	Yds	TD
10/12	SL	L	1	0	5	2	3	-	-	-	-	-	-	-	-	-	-	-
10/19	CLV	W	1	1	-	-	-	-	-	-	-	-	-	2	-	-	-	-
10/26	at DET	W	1	1	1	1	0	-	-	-	-	-	-	1	-	-	-	-
11/3	PIT	L						INACTIVE										
11/16	DAL	L	1	0	1	1	0	-	-	-	-	-	-	-	-	-	-	-
11/23	at SEA	W	1	1	5	3	2	-	-	-	-	-	-	-	-	-	-	-
11/30	NYG	L	1	1	4	3	1	-	-	-	-	-	-	-	-	-	-	-
12/7	at BLT	L	1	1	3	2	1	-	-	-	-	-	-	1	-	-	-	-
12/14	at CIN	L	1	0	3	2	1	0.5	1.0	-	-	-	-	-	-	-	-	-
12/21	PHI	W	1	0	1	1	0	2.0	16.0	-	-	-	-	-	1	-	-	-
12/28	at SF	L	1	0	1	1	0	-	-	-	-	-	-	-	-	-	-	-
2008 Totals			13	8	30	19	11	3.5	29.0	0	0	0	0	8	1	0	0	0

2007 Miami Dolphins

Date	Opp	W/L	P	S	TT	S	A	Sk	Yds	Int	Yds	Lg	TD	PD	FF	FR	Yds	TD
9/9	at WAS	L	1	1	5	4	1	1.0	5.0	-	-	-	-	-	1	-	-	-
9/16	DAL	L	1	1	3	2	1	-	-	-	-	-	-	-	-	-	-	-
9/23	at NYJ	L	1	1	4	2	2	-	-	-	-	-	-	-	-	-	-	-
9/30	OAK	L	1	1	4	4	0	-	-	-	-	-	-	-	-	-	-	-
10/7	at HST	L	1	1	6	5	1	2.0	16.0	-	-	-	-	-	1	-	-	-
10/14	at CLV	L	1	1	4	4	0	1.0	1.0	-	-	-	-	-	1	1	-	-
10/21	NE	L	1	1	0	0	0	-	-	1	36	36	0	1	-	-	-	-
10/28	NYG	L	1	1	0	0	0	-	-	-	-	-	-	-	-	1	-	-
11/11	BUF	L	1	1	3	3	0	1.0	3.0	-	-	-	-	1	-	-	-	-
11/18	at PHI	L	1	1	2	2	0	-	-	-	-	-	-	-	-	-	-	-
11/26	at PIT	L	1	1	3	3	0	1.0	8.0	-	-	-	-	-	-	-	-	-
12/2	NYJ	L	1	1	5	5	0	2.0	9.0	-	-	-	-	1	-	-	-	-
12/9	at BUF	L	1	1	5	3	2	-	-	-	-	-	-	-	1	1	-	-
12/16	BLT	W	1	1	4	4	0	2.0	15.0	-	-	-	-	1	-	-	-	-
12/23	at NE	L	1	1	7	6	1	1.0	6.0	-	-	-	-	-	-	-	-	-
12/30	CIN	L	1	1	1	0	1	-	-	-	-	-	-	-	-	-	-	-
2007 Totals			16	16	56	47	9	11.0	63.0	1	36	36	0	4	4	3	0	0

2006 Miami Dolphins

Date	Opp	W/L	P	S	TT	S	A	Sk	Yds	Int	Yds	Lg	TD	PD	FF	FR	Yds	TD
9/7	at PIT	L	1	1	3	2	1	1.0	10.0	-	-	-	-	-	-	-	-	-
9/17	BUF	L	1	1	4	2	2	-	-	-	-	-	-	-	-	-	-	-
9/24	TEN	W	1	1	2	0	2	-	-	-	-	-	-	1	-	-	-	-
10/1	at HST	L	1	1	6	6	0	2.0	8.0	-	-	-	-	-	1	1	-	-
10/8	at NE	L	1	1	5	1	4	1.0	6.0	-	-	-	-	-	1	-	-	-
10/15	at NYJ	L	1	1	7	4	3	1.0	0.0	-	-	-	-	-	-	-	-	-
10/22	GB	L	1	1	5	3	2	2.0	15.0	-	-	-	-	-	2	-	-	-
11/5	at CHI	W	1	1	3	3	0	1.0	8.0	1	20	20t	1	2	1	-	-	-
11/12	KC	W	1	1	1	1	0	-	-	-	-	-	-	2	-	-	-	-
11/19	MIN	W	1	1	5	2	3	1.0	4.0	1	51	51t	1	2	2	-	-	-
11/23	at DET	W	1	1	0	0	0	-	-	-	-	-	-	-	-	-	-	-
12/3	JAX	L	1	1	3	2	1	1.5	7.0	-	-	-	-	2	-	-	-	-
12/10	NE	W	1	1	6	5	1	1.0	4.0	-	-	-	-	1	1	-	-	-
12/17	at BUF	L	1	1	5	4	1	1.0	4.0	-	-	-	-	1	2	-	-	-
12/25	NYJ	L	1	1	3	3	0	1.0	8.0	-	-	-	-	-	-	-	-	-
12/31	at IND	L	1	1	4	4	0	-	-	-	-	-	-	-	-	1	-	-
2006 Totals			16	16	62	42	20	13.5	74.0	2	71	51t	2	11	10	2	0	0

2005 Miami Dolphins

Date	Opp	W/L	P	S	TT	S	A	Sk	Yds	Int	Yds	Lg	TD	PD	FF	FR	Yds	TD
9/11	DEN	W	1	1	7	5	2	1.0	9.0	-	-	-	-	1	1	1	85	1
9/18	at NYJ	L	1	1	9	5	4	-	-	-	-	-	-	-	-	-	-	-
9/25	CAR	W	1	1	5	2	3	-	-	-	-	-	-	1	-	-	-	-
10/9	at BUF	L	1	1	6	6	0	2.0	29.0	-	-	-	-	1	1	-	-	-
10/16	at TB	L	1	1	3	1	2	-	-	-	-	-	-	1	-	-	-	-
10/21	KC	L	1	1	7	4	3	-	-	-	-	-	-	1	-	-	-	-
10/30	at NO	W	1	1	2	2	0	-	-	-	-	-	-	1	-	-	-	-
11/6	ATL	L	1	1	5	3	2	1.0	5.0	-	-	-	-	-	-	-	-	-
11/13	NE	L	1	1	3	2	1	1.0	0.0	-	-	-	-	1	-	-	-	-
11/20	at CLV	L	1	1	5	4	1	-	-	-	-	-	-	1	-	-	-	-
11/27	at OAK	W	1	1	6	6	0	3.0	19.0	-	-	-	-	1	1	1	0	-
12/4	BUF	W	1	1	2	1	1	-	-	-	-	-	-	1	-	-	-	-
12/11	SD	W	1	1	5	4	1	-	-	-	-	-	-	-	-	-	-	-
Date	Opp	W/L	P	S	TT	S	A	Sk	Yds	Int	Yds	Lg	TD	PD	FF	FR	Yds	TD



Date	Opp	W/L	P	S	TT	S	A	Sk	Yds	Int	Yds	Lg	TD	PD	FF	FR	Yds	TD
12/18	at NYJ	W	1	1	7	5	2	3.0	10.0	-	-	-	-	-	-	-	-	-
12/24	TEN	W	1	1	2	2	0	1.0	8.0	-	-	-	-	1	1	-	-	-
1/1	at NE	W	1	1	3	2	1	-	-	-	-	-	-	-	-	-	-	-
2005 Totals			16	16	77	54	23	12.0	80.0	0	0	0	0	11	4	2	85	1

2004 Miami Dolphins

Date	Opp	W/L	P	S	TT	S	A	Sk	Yds	Int	Yds	Lg	TD	PD	FF	FR	Yds	TD
9/11	TEN	L	1	1	NA	NA	NA	-	-	-	-	-	-	NA	-	-	-	-
9/19	at CIN	L	1	1	NA	NA	NA	1.0	10.0	1	-3	-3	0	NA	-	-	-	-
9/26	PIT	L	1	1	NA	NA	NA	-	-	-	-	-	-	NA	-	-	-	-
10/3	NYJ	L	1	1	NA	NA	NA	1.0	6.0	-	-	-	-	NA	-	-	-	-
10/10	at NE	L	1	1	NA	NA	NA	-	-	-	-	-	-	NA	-	-	-	-
10/17	at BUF	L	1	1	NA	NA	NA	-	-	-	-	-	-	NA	-	-	-	-
10/24	SL	W	1	1	NA	NA	NA	1.0	8.0	-	-	-	-	NA	-	-	-	-
11/1	at NYJ	L	1	1	NA	NA	NA	-	-	-	-	-	-	NA	-	-	-	-
11/7	ARZ	L	1	1	NA	NA	NA	1.0	13.0	-	-	-	-	NA	-	-	-	-
11/21	at SEA	L	1	1	NA	NA	NA	0.5	3.5	-	-	-	-	NA	-	1	0	0
11/28	at SF	W	1	1	NA	NA	NA	3.0	11.0	-	-	-	-	NA	1	1	1	0
12/5	BUF	L	1	1	NA	NA	NA	-	-	-	-	-	-	NA	1	1	0	0
12/12	at DEN	L	1	1	NA	NA	NA	-	-	-	-	-	-	NA	-	-	-	-
12/20	NE	W	1	1	NA	NA	NA	1.0	6.0	-	-	-	-	NA	-	-	-	-
12/26	CLV	W	1	1	NA	NA	NA	1.0	7.0	-	-	-	-	NA	-	-	-	-
1/2	at BLT	L	1	1	NA	NA	NA	-	-	-	-	-	-	NA	-	-	-	-
2004 Totals			16	16	90	54	23	9.5	64.5	1	-3	-3	0	9	2	3	1	0

2003 Miami Dolphins

Date	Opp	W/L	P	S	TT	S	A	Sk	Yds	Int	Yds	Lg	TD	PD	FF	FR	Yds	TD
9/7	HST	L	1	1	0	0	0	-	-	-	-	-	-	-	-	-	-	-
9/14	at NYJ	W	1	1	2	1	1	0.5	3.5	-	-	-	-	-	-	-	-	-
9/21	BUF	W	1	1	2	2	0	-	-	-	-	-	-	-	-	-	-	-
10/5	at NYG	W	1	1	4	3	1	-	-	-	-	-	-	-	-	-	-	-
10/12	at JAX	W	1	1	8	7	1	1.0	1.0	-	-	-	-	1	2	1	0	0
10/19	NE	L	1	1	3	2	1	1.0	10.0	-	-	-	-	-	1	-	-	-
10/27	at SD	W	1	1	9	7	2	-	-	-	-	-	-	-	-	-	-	-
11/2	IND	L	1	1	4	4	0	1.0	6.0	-	-	-	-	1	-	-	-	-
11/9	at TEN	L	1	1	4	3	1	-	-	-	-	-	-	1	-	-	-	-
11/16	BLT	W	1	1	4	3	1	-	-	-	-	-	-	1	-	-	-	-
11/23	WAS	W	1	1	9	6	3	2.0	9.0	-	-	-	-	-	-	-	-	-
11/27	at DAL	W	1	1	3	1	2	1.0	8.0	-	-	-	-	-	-	1	34	1
12/7	at NE	L	1	1	7	4	3	1.5	6.5	-	-	-	-	1	-	-	-	-
12/15	PHI	L	1	1	3	2	1	1.0	0.0	-	-	-	-	-	-	-	-	-
12/21	at BUF	W	1	1	5	3	2	3.0	18.0	-	-	-	-	-	-	-	-	-
12/28	NYJ	W	1	1	4	2	2	1.0	6.0	-	-	-	-	-	-	-	-	-
2003 Totals			16	16	71	50	21	13.0	68.0	0	0	0	0	5	3	2	34	1

2002 Miami Dolphins

Date	Opp	W/L	P	S	TT	S	A	Sk	Yds	Int	Yds	Lg	TD	PD	FF	FR	Yds	TD
9/8	DET	W	1	1	4	3	1	0.5	3.5	-	-	-	-	1	-	-	-	-
9/15	at IND	W	1	1	8	8	0	-	-	-	-	-	-	2	-	-	-	-
9/22	NYJ	W	1	1	4	4	0	1.0	15.0	-	-	-	-	2	1	1	5	0
9/29	at KC	L	1	1	3	3	0	-	-	-	-	-	-	-	-	-	-	-
10/6	NE	W	1	1	6	3	3	2.0	22.0	-	-	-	-	-	1	-	-	-
10/13	at DEN	W	1	1	6	6	0	2.0	30.0	-	-	-	-	1	1	-	-	-
10/20	BUF	L	1	1	3	1	2	-	-	-	-	-	-	-	-	-	-	-
11/4	at GB	L	1	1	2	1	1	1.0	8.0	-	-	-	-	-	-	-	-	-
11/10	at NYJ	L	1	1	4	2	2	1.0	0.0	-	-	-	-	1	-	-	-	-
11/17	BLT	W	1	1	6	3	3	1.5	9.0	-	-	-	-	1	1	-	-	-
11/24	SD	W	1	1	3	2	1	2.0	16.0	-	-	-	-	-	-	-	-	-
12/1	at BUF	L	1	1	4	3	1	2.0	20.0	-	-	-	-	-	-	-	-	-
12/9	CHI	W	1	1	2	1	1	1.0	7.0	-	-	-	-	-	-	-	-	-
12/15	OAK	W	1	1	8	7	1	3.0	25.0	-	-	-	-	-	2	-	-	-
12/21	at MIN	L	1	1	7	6	1	1.5	7.0	-	-	-	-	-	1	1	0	1
12/29	at NE	L	1	1	6	3	3	-	-	-	-	-	-	-	-	-	-	-
2002 Totals			16	16	76	56	20	18.5	162.5	0	0	0	0	8	7	2	5	0

NEW YORK JETS

FOOTBALL/STAFF

JASON
TAYLOR

2009 REVIEW

RECORDS

HISTORY

MISCELLANEOUS

2001 Miami Dolphins

Date	Opp	W/L	P	S	TT	S	A	Sk	Yds	Int	Yds	Lg	TD	PD	FF	FR	Yds	TD
9/9	at TEN	W	1	1	5	3	2	1.0	9.0	-	-	-	-	1	-	-	-	-
9/23	OAK	W	1	1	6	2	4	-	-	-	-	-	-	-	-	-	-	-
9/30	at SL	L	1	1	8	7	1	-	-	-	-	-	-	-	-	-	-	-
10/7	NE	W	1	1	4	3	1	1.0	3.0	-	-	-	-	-	-	2	1	1
10/14	at NYJ	L	1	1	9	7	2	-	-	-	-	-	-	1	-	-	-	-
10/28	at SEA	W	1	1	8	7	1	1.0	8.0	-	-	-	-	-	-	-	-	-
11/4	CAR	W	1	1	4	3	1	1.0	5.0	-	-	-	-	1	1	-	-	-
11/11	at IND	W	1	1	5	3	2	1.0	8.0	-	-	-	-	-	1	1	3	0
11/18	NYJ	L	1	1	4	4	0	-	-	-	-	-	-	2	-	-	-	-
11/25	at BUF	W	1	1	4	2	2	1.5	3.5	-	-	-	-	-	1	-	-	-
12/2	DEN	W	1	1	6	5	1	-	-	-	-	-	-	-	-	-	-	-
12/10	IND	W	1	1	4	2	2	1.0	3.0	1	4	4	-	1	-	-	-	-
12/16	at SF	L	1	1	8	4	4	-	-	-	-	-	-	-	-	-	-	-
12/22	at NE	L	1	1	3	2	1	-	-	-	-	-	-	1	-	-	-	-
12/30	ATL	W	1	1	6	4	2	0.5	4.0	-	-	-	-	-	1	1	3	0
1/6	BUF	W	1	1	2	2	0	0.5	1.0	-	-	-	-	-	-	-	-	-
2001 Totals			16	16	86	60	26	8.5	44.5	1	4	4	0	7	4	4	7	1

2000 Miami Dolphins

Date	Opp	W/L	P	S	TT	S	A	Sk	Yds	Int	Yds	Lg	TD	PD	FF	FR	Yds	TD
9/3	SEA	W	1	1	NA	NA	NA	0.5	0.0	-	-	-	-	NA	-	1	0	0
9/10	at MIN	L	1	1	NA	NA	NA	-	-	-	-	-	-	NA	-	1	0	0
9/17	BLT	W	1	1	NA	NA	NA	2.5	20.5	-	-	-	-	NA	1	-	-	-
9/24	NE	W	1	1	NA	NA	NA	-	-	-	-	-	-	NA	-	-	-	-
10/1	at CIN	W	1	1	NA	NA	NA	1.0	8.0	-	-	-	-	NA	-	1	29	1
10/8	BUF	W	1	1	NA	NA	NA	1.0	8.0	-	-	-	-	NA	-	-	-	-
10/23	at NYJ	L	1	1	NA	NA	NA	1.0	2.0	-	-	-	-	NA	-	-	-	-
10/29	GB	W	1	1	NA	NA	NA	1.0	4.0	-	-	-	-	NA	-	-	-	-
11/5	at DET	W	1	1	NA	NA	NA	2.0	8.0	-	-	-	-	NA	-	-	-	-
11/12	at SD	W	1	1	NA	NA	NA	1.0	12.0	-	-	-	-	NA	-	-	-	-
11/19	NYJ	L	1	1	NA	NA	NA	-	-	-	-	-	-	NA	-	-	-	-
11/26	at IND	W	1	1	NA	NA	NA	-	-	-	-	-	-	NA	-	-	-	-
12/3	at BUF	W	1	1	NA	NA	NA	3.0	15.0	-	-	-	-	NA	-	-	-	-
12/10	TB	L	1	1	NA	NA	NA	0.5	3.5	-	-	-	-	NA	-	-	-	-
12/17	at IND	L	1	1	NA	NA	NA	1.0	11.0	-	-	-	-	NA	-	1	0	0
12/24	NE	W	1	1	NA	NA	NA	-	-	1	2	2	0	NA	-	-	-	-
2000 Totals			16	16	68	46	22	14.5	92.0	1	2	2	0	5	1	4	29	1

1999 Miami Dolphins

Date	Opp	W/L	P	S	TT	S	A	Sk	Yds	Int	Yds	Lg	TD	PD	FF	FR	Yds	TD
9/13	at DEN	W	1	1	NA	NA	NA	-	-	-	-	-	-	NA	-	1	4	1
9/19	ARI	L	1	1	NA	NA	NA	-	-	-	-	-	-	NA	-	-	-	-
10/4	BUF	W	1	1	NA	NA	NA	-	-	-	-	-	-	NA	-	-	-	-
10/10	at IND	W	1	1	NA	NA	NA	-	-	-	-	-	-	NA	-	-	-	-
10/17	at NE	W	1	1	NA	NA	NA	-	-	-	-	-	-	NA	-	-	-	-
10/24	PHI	W	1	1	NA	NA	NA	1.0	10.0	-	-	-	-	NA	-	1	0	0
10/31	at OAK	L	1	1	NA	NA	NA	1.0	7.0	-	-	-	-	NA	-	-	-	-
11/7	TEN	W	1	1	NA	NA	NA	-	-	-	-	-	-	NA	-	-	-	-
11/14	at BUF	W	1	1	NA	NA	NA	-	-	-	-	-	-	NA	-	-	-	-
11/21	NE	W	1	1	NA	NA	NA	0.5	2.5	1	0	0	0	NA	-	-	-	-
11/25	at DAL	L	1	1	NA	NA	NA	-	-	-	-	-	-	NA	-	-	-	-
12/5	IND	W	1	1	NA	NA	NA	-	-	-	-	-	-	NA	-	-	-	-
12/12	at NYJ	W	1	1	NA	NA	NA	-	-	-	-	-	-	NA	-	-	-	-
12/19	SD	L								INACTIVE								
12/27	NYJ	L	1	1	NA	NA	NA	-	-	-	-	-	-	NA	-	-	-	-
1/2	at WAS	W	1	1	NA	NA	NA	-	-	-	-	-	-	NA	-	-	-	-
1999 Totals			15	15	0	0	0	2.5	19.5	1	0	0	0	4	0	2	4	1

1998 Miami Dolphins

Date	Opp	W/L	P	S	TT	S	A	Sk	Yds	Int	Yds	Lg	TD	PD	FF	FR	Yds	TD
9/6	at IND	W	1	0	NA	NA	NA	1.0	8.0	-	-	-	-	NA	NA	-	-	-
9/13	BUF	W	1	1	NA	NA	NA	2.0	8.0	-	-	-	-	NA	NA	-	-	-
9/20	PIT	W	1	1	NA	NA	NA	-	-	-	-	-	-	NA	NA	-	-	-
10/4	at NYJ	L	1	1	NA	NA	NA	2.0	13.0	-	-	-	-	NA	NA	-	-	-
10/12	at JAX	L	1	1	NA	NA	NA	-	-	-	-	-	-	NA	NA	-	-	-
10/18	SL	W	1	1	NA	NA	NA	-	-	-	-	-	-	NA	NA	-	-	-
10/25	NE	W	1	1	NA	NA	NA	-	-	-	-	-	-	NA	NA	-	-	-

Date	Opp	W/L	P	S	TT	S	A	Sk	Yds	Int	Yds	Lg	TD	PD	FF	FR	Yds	TD
11/1	at BUF	L	1	1	NA	NA	NA	-	-	-	-	-	-	NA	NA	-	-	-
11/8	IND	W	1	1	NA	NA	NA	-	-	-	-	-	-	NA	NA	-	-	-
11/15	at CAR	W	1	1	NA	NA	NA	1.0	0.0	-	-	-	-	NA	NA	-	-	-
11/23	at NE	L	1	1	NA	NA	NA	-	-	-	-	-	-	NA	NA	-	-	-
11/29	NO	W	1	1	NA	NA	NA	-	-	-	-	-	-	NA	NA	-	-	-
12/6	at OAK	W	1	1	NA	NA	NA	2.0	8.0	-	-	-	-	NA	NA	-	-	-
12/13	NYJ	L	1	1	NA	NA	NA	-	-	-	-	-	-	NA	NA	-	-	-
12/21	DEN	W	1	1	NA	NA	NA	1.0	0.0	-	-	-	-	NA	NA	-	-	-
12/27	at ATL	L	1	1	NA	NA	NA	-	-	-	-	-	-	NA	NA	-	-	-
1998 Totals			16	15	52	37	15	9.0	37.0	0	0	0	0	9	3	0	0	0

1997 Miami Dolphins

Date	Opp	W/L	P	S	TT	S	A	Sk	Yds	Int	Yds	Lg	TD	PD	FF	FR	Yds	TD
8/31	IND	W	1	1	NA	NA	NA	1.0	8.0	-	-	-	-	NA	-	-	-	-
9/7	TEN	W	1	1	NA	NA	NA	-	-	-	-	-	-	NA	-	-	-	-
9/14	at GB	L	1	1	NA	NA	NA	-	-	-	-	-	-	NA	-	-	-	-
9/21	at TB	L	1	1	NA	NA	NA	-	-	-	-	-	-	NA	-	-	-	-
10/5	KC	W	1	1	NA	NA	NA	-	-	-	-	-	-	NA	-	-	-	-
10/12	at NYJ	W	1	1	NA	NA	NA	1.0	8.0	0	-	-	-	NA	-	-	-	-
10/19	at BLT	W								INACTIVE								
10/27	CHI	L								INACTIVE								
11/2	at BUF	L								INACTIVE								
11/9	NYJ	W	1	0	NA	NA	NA	1.0	11.0	-	-	-	-	NA	1	1	0	0
11/17	BUF	W	1	0	NA	NA	NA	-	-	-	-	-	-	NA	-	-	-	-
11/23	at NE	L	1	1	NA	NA	NA	1.0	8.0	-	-	-	-	NA	-	-	-	-
11/30	at OAK	W	1	1	NA	NA	NA	-	-	-	-	-	-	NA	-	-	-	-
12/7	DET	W	1	1	NA	NA	NA	-	-	-	-	-	-	NA	-	1	0	0
12/14	at IND	L	1	1	NA	NA	NA	1.0	2.0	-	-	-	-	NA	1	-	-	-
12/22	NE	L	1	1	NA	NA	NA	-	-	-	-	-	-	NA	-	-	-	-
1997 Totals			13	11	50	43	7	5.0	37.0	0	0	0	0	3	2	2	0	0



99
LINEBACKER

BRYAN THOMAS

6-4 / 266 / Alabama-Birmingham
31 years old (as of opening weekend)

Birmingham, AL/Minor HS
EXPERIENCE: NFL: 9 / Jets: 9th
ACQUIRED: D1 (22), 2002 NFL Draft

CAREER HIGHLIGHTS

- ◇ Played in 125 regular-season games with 78 starts, recording 384 tackles, 25 sacks, six forced fumbles, five fumble recoveries and seven passes defended.
- ◇ Moved from defensive end to linebacker in 2006 when team changed to 3-4 defense, posting a career-high 77 tackles and 8.5 sacks in 2006, including 6.5 sacks during a six-game span.
- ◇ Owner of two-career games with two sacks, victimizing former teammate Chad Pennington twice in Pennington's debut against the Jets at MIA, 9/7/08, and David Carr twice vs. HST, 11/26/06.

CAREER TRANSACTIONS

- ◇ 12/2/06, NYJ, Signed contract extension
- ◇ 4/20/02, NYJ, D1 (22)

SEASON-BY-SEASON REVIEW

2009 (JETS) Played in 16 games, starting 14 and recorded 67 tackles, two sacks, two fumble recoveries, one forced fumble and two passes defended for a defensive unit that finished the season ranked number-one in the NFL in total defense for the first time in franchise history. Started all three playoff games and recorded 10 tackles, one sack, one pass defended and one forced fumble. **POSTSEASON: (Wild Card: 1/9 at CIN)**...Started and sacked quarterback Carson Palmer on the last drive of the game...Posted six tackles, a forced fumble and one pass defended. **SEASON HIGHLIGHTS: (1/3 vs. CIN)**...Served as a major contributor for a defense that held the Bengals to 72 total yards of offense...Recorded five tackles, including one for a loss. **(12/27 at IND)**...Blocked an Adam Vinatieri extra-point attempt, it marked the second blocked kick of his career...Finished the game with five solo tackles. **(12/3 at BUF)**...Started at outside linebacker...Recorded his second

fumble recovery of the season. **(11/29 vs. CAR)**...Started at outside linebacker and registered his 25th-career sack when he took down quarterback Jake Delhomme for a loss of eight yards. **(11/1 vs. MIA)**...Started at outside linebacker and combined with Jim Leonhard to sack Dolphins' running back Ronnie Brown on a pass attempt...Contributed to a defense that allowed Miami a total of 104 net yards on the day, the fifth-lowest total in team history. **(10/4 at NO)**...Started at outside linebacker, recorded nine tackles and forced a fumble...The forced fumble marked the sixth of his career. **(9/27 vs. TEN)**...Started at outside linebacker and split a sack of Kerry Collins with Jets' defensive end Shaun Ellis. **(9/13 at HST)**...Started at outside linebacker...Switched position to outside linebacker to start in place of Calvin Pace...Part of a defensive effort that held the Texans to 38 yards rushing, including only 17 yards on nine carries for RB Steve Slaton, the second-leading rusher in the AFC in 2008.

2008 (JETS) Played in 16 games, starting 15...Recorded 47 tackles, 11 tackles-for-loss, 5.5 sacks, one fumble recovery, three forced fumbles, seven quarterback hurries and one pass defended...Ranked second on the team for tackles-for-loss and third for sacks...Contributed to defense that led the NFL with 26 forced fumbles and tied for the League lead in fumble recoveries...One of 17 players who registered at least half a sack for the Jets, an amount that led the NFL...One of 13 Jets players that forced fumbles on defense or special teams. **SEASON HIGHLIGHTS: (12/28 vs. MIA)**...Registered sack and forced fumble of Chad Pennington on the same play. **(11/23 at TEN)**...Recorded a fumble recovery. **(11/9 vs. SL)**...Contributed a forced fumble. **(10/12 vs. CIN)**...Made half sack of Ryan Fitzpatrick. **(9/28 vs. ARZ)**...Produced sack of Kurt Warner. **(9/14 vs. NE)**...Collected sack of Matt Cassel. **(9/7 at MIA)**...Matched career high with two sacks of Chad Pennington...Forced a fumble.

2007 (JETS) Played in 16 games with 14 starts...Responsible for 43 tackles, 2.5 sacks and forced one fumble. **SEASON HIGHLIGHTS: (12/2 at MIA)**...Sacked John Beck for a five-yard loss, forcing a fumble that was recovered by Victor Hobson. **(10/21 at CIN)**...Sacked Carson Palmer. **(10/14 at PHI)**...Contributed half sack of Donovan McNabb.

2006 (JETS) Started all 16 games in first season as outside linebacker...Posted 77 tackles, a career-high 8.5 sacks, one fumble recovery and one forced fumble. **POSTSEASON: (1/7 at NE)**...Started and recorded five tackles and half a sack of Tom Brady. **SEASON HIGHLIGHTS: (12/25 at MIA)**...Registered sack of Cleo Lemon. **(12/10 vs. BUF)**...Notched sack of J.P. Losman. **(12/3 at GB)**...Sacked Brett Favre for a loss of four yards and forced a fumble that led to the first Jets touchdown...Finished with 1.5 sacks. **(11/26 vs. HST)**...Recorded career-high two sacks of David Carr. **(11/12 at NE)**...Produced sack of Brady. **(10/29 at CLV)**...Notched a sack of Charlie Frye. **(10/15 vs. MIA)**...Recorded career-high 11 tackles...Earned Jets Defensive Player of the Week. **(9/17 vs. NE)**...Blocked a Stephen Gotskowski field goal, the first block of his career, late in the fourth quarter of the loss. **(9/10 at TEN)**...Garnered sack of Kerry Collins.

2005 (JETS) Started 16 games, including four starts....Posted 40 tackles, 3.5 sacks and three passes defended. **SEASON HIGHLIGHTS: (1/1 vs. BUF)**...Recorded a sack of Kelly Holcombe. **(12/11 vs. OAK)**...Collected half sack of Marques Tuiasosopo. **(12/4 at NE)**...Posted half sack of Tom Brady. **(10/24 at ATL)**...Contributed half sack of Michael Vick. **(9/25 vs. JAX)**...Sacked Byron Leftwich.

2004 (JETS) Played in 14 games with five starts...Recorded 41 tackles and 1.5 sacks. **POSTSEASON:** Started both postseason games...Accounted for eight tackles. **SEASON HIGHLIGHTS: (11/14 vs. BLT)**...Led team with 1.5 sacks of Kyle Boller in overtime loss.

2003 (JETS) Played in 16 games, earning 10 starts...Recorded 58 tackles, one sack, one pass defended and one fumble recovery. **SEASON HIGHLIGHTS: (11/2 vs. NYG)**...Started at right defensive end in place of an injured John Abraham, and recorded six tackles plus a batted pass. **(10/12 vs. BUF)**...Earned his first career start...Tallied a fumble recovery and two tackles. **(9/21 at NE)**...Recorded the first solo sack of his career, dropping Tom Brady for a four-yard loss.

2002 (JETS) Appeared in 15 games...Posted 11 tackles and half a sack. **POSTSEASON:** Played in both games...Contributed two tackles. **SEASON HIGHLIGHTS: (9/22 at MIA)**...Contributed half sack of Jay Fiedler.

BEFORE THE NFL

- ♦ Four-year starter at University of Alabama-Birmingham, who set school and Conference USA all-time records with 35 sacks, and posted 148 tackles (78 solos), two fumble recoveries, eight forced fumbles, 12 passes defended and 46 pressures.
- ♦ Earned first-team All-Conference USA honors as a senior in 2001 when he ranked fifth in the nation with 14 sacks and contributed 46 tackles, including 21 for losses, four passes defended and three forced fumbles.
- ♦ Two-year starter and letter winner at Minor (AL) HS in Birmingham, where he posted 75 tackles with two interceptions and a fumble recovery in six games as a senior, and 140 tackles with an interception and three fumble recoveries as a junior.

OFF THE FIELD

- ♦ Graduated with a degree in Criminal Justice.
- ♦ Named to the UAB Athletic Director's Academic Honor Roll twice during his career.
- ♦ Attended the Jets Taste of the NFL in New York City dedicated to fighting hunger in the New York metropolitan area.
- ♦ Participated in the Club's Football Fanfare/Kid Reporter of the Week Program with *Newark Star-Ledger*.
- ♦ Attended the MDA 2004 Muscle Team Kickoff.
- ♦ Attended the United Way Gridiron Gala in 2007 to help celebrate the NFL's 30-year partnership with the United Way.



BRYAN THOMAS' CAREER STATS

Year/Tm	G/S	TT	S	A	Sk	Yds	Int	Yds	Lg	TD	PD	FF	FR	Yds	TD
02/NYJ	15/0	11	5	6	0.5	1	-	-	-	-	-	-	-	-	-
03/NYJ	16/10	58	36	22	1.0	4	-	-	-	-	1	-	1	0	-
04/NYJ	14/5	41	32	9	1.5	16.5	-	-	-	-	-	-	-	-	-
05/NYJ	16/4	40	32	8	3.5	16	-	-	-	-	3	-	-	-	-
06/NYJ	16/16	77	58	19	8.5	44	-	-	-	-	-	1	1	0	-
07/NYJ	16/14	43	31	12	2.5	15	-	-	-	-	-	1	-	-	-
08/NYJ	16/15	47	29	18	5.5	32	-	-	-	-	1	3	1	0	-
09/NYJ	16/14	67	40	27	2.0	14	-	-	-	-	2	1	2	7	-
Totals	125/78	384	263	121	25	142.5	0	0	0	0	7	6	5	7	0

Additional Statistics

Blocked Field Goals: 1 (2006)

Blocked Extra Point: 1 (2009)

Career Bests

Tackles: 11 (10/15/06 vs. MIA)

Solo Tackles: 8 (10/8/06 at JAX)

Sacks: 2 (twice - last: 9/7/08 at MIA)

CAREER POSTSEASON STATISTICS

Year/Tm	G/S	TT	S	A	Sk	Yds	Int	Yds	Lg	TD	PD	FF	FR	Yds	TD
02/NYJ	2/0	2	1	1	-	0	-	-	-	-	-	-	-	-	-
04/NYJ	2/2	8	7	1	-	0	-	-	-	-	-	-	-	-	-
06/NYJ	1/1	5	3	2	0.5	6	-	-	-	-	-	-	-	-	-
09/NYJ	3/3	10	6	4	1	8	-	-	-	-	1	1	-	-	-
Totals	8/6	25	17	8	1.5	14	0	0	0	0	1	1	0	0	0

BRYAN THOMAS' GAME-BY-GAME

2009 New York Jets

Date	Opp	W/L	P	S	TT	S	A	Sk	Yds	Int	Yds	Lg	TD	PD	FF	FR	Yds	TD
9/13	at HST	W	1	1	4	3	1	-	-	-	-	-	-	-	-	-	-	-
9/20	NE	W	1	1	5	4	1	-	-	-	-	-	-	-	-	-	-	-
9/27	TEN	W	1	1	4	3	1	0.5	1.5	-	-	-	-	-	-	-	-	-
10/4	at NO	L	1	1	9	6	3	-	-	-	-	-	-	1	1	-	-	-
10/12	at MIA	L	1	1	7	4	3	-	-	-	-	-	-	-	-	-	-	-
10/18	BUF	L	1	1	5	4	1	-	-	-	-	-	-	1	-	-	-	-
10/25	at OAK	W	1	1	2	1	1	-	-	-	-	-	-	-	-	-	-	-
11/1	MIA	L	1	1	1	1	0	0.5	4.5	-	-	-	-	-	-	-	-	-
11/15	JAX	L	1	1	3	1	2	-	-	-	-	-	-	-	-	-	-	-
11/22	at NE	L	1	1	4	2	2	-	-	-	-	-	-	-	-	1	0	0
11/29	CAR	W	1	1	2	1	1	1.0	8	-	-	-	-	-	-	-	-	-
12/3	at BUF	W	1	1	4	0	4	-	-	-	-	-	-	-	-	1	7	0
12/13	at TB	W	1	0	3	2	1	-	-	-	-	-	-	-	-	-	-	-
12/20	ATL	L	1	1	4	1	3	-	-	-	-	-	-	-	-	-	-	-
12/27	at IND	W	1	0	5	5	0	-	-	-	-	-	-	-	-	-	-	-
1/3	CIN	W	1	1	5	2	3	-	-	-	-	-	-	-	-	-	-	-
2009 Totals			16	14	67	40	27	2.0	14	0	0	0	0	2	1	2	7	0

2009 Postseason

Date	Opp	W/L	P	S	TT	S	A	Sk	Yds	Int	Yds	Lg	TD	PD	FF	FR	Yds	TD
1/9	at CIN	W	1	1	6	4	2	1.0	8	-	-	-	-	1	1	-	-	-
1/17	at SD	W	1	1	3	2	1	-	-	-	-	-	-	-	-	-	-	-
1/24	at IND	L	1	1	1	0	1	-	-	-	-	-	-	-	-	-	-	-
Totals			3	3	10	6	4	1.0	8	0	0	0	0	1	1	0	0	0

2008 New York Jets

Date	Opp	W/L	P	S	TT	S	A	Sk	Yds	Int	Yds	Lg	TD	PD	FF	FR	Yds	TD
9/7	at MIA	W	1	1	2	0	2	2.0	13	-	-	-	-	-	1	-	-	-
9/14	NE	L	1	1	5	2	3	1.0	2	-	-	-	-	-	-	-	-	-
9/22	at SD	L	1	1	2	2	0	-	-	-	-	-	-	-	-	-	-	-
9/28	ARZ	W	1	1	3	2	1	1.0	6	-	-	-	-	-	-	-	-	-
10/12	CIN	W	1	1	2	1	1	0.5	4	-	-	-	-	-	-	-	-	-
10/19	at OAK	L	1	1	5	3	2	-	-	-	-	-	-	-	-	-	-	-
10/26	KC	W	1	1	3	2	1	-	-	-	-	-	-	-	-	-	-	-
11/2	at BUF	W	1	1	4	3	1	-	-	-	-	-	-	-	-	-	-	-
11/9	SL	W	1	1	1	0	1	-	-	-	-	-	-	-	1	-	-	-
11/13	at NE	W	1	1	1	0	1	-	-	-	-	-	-	-	-	-	-	-
11/23	at TEN	W	1	1	2	1	1	-	-	-	-	-	-	1	-	1	0	0

Date	Opp	W/L	P	S	TT	S	A	Sk	Yds	Int	Yds	Lg	TD	PD	FF	FR	Yds	TD
11/30	DEN	L	1	1	1	1	0	-	-	-	-	-	-	-	-	-	-	-
12/7	at SF	L	1	1	6	5	1	-	-	-	-	-	-	-	-	-	-	-
12/14	BUF	W	1	0	1	1	0	-	-	-	-	-	-	-	-	-	-	-
12/21	at SEA	L	1	1	5	4	1	-	-	-	-	-	-	-	-	-	-	-
12/28	MIA	L	1	1	4	2	2	1.0	7	-	-	-	-	-	1	-	-	-
2008 Totals			16	15	47	29	18	5.5	32	0	0	0	0	1	3	1	0	0

2007 New York Jets

Date	Opp	W/L	P	S	TT	S	A	Sk	Yds	Int	Yds	Lg	TD	PD	FF	FR	Yds	TD
9/9	NE	L	1	1	3	3	0	-	-	-	-	-	-	-	-	-	-	-
9/16	at BLT	L	1	1	7	6	1	-	-	-	-	-	-	-	-	-	-	-
9/23	MIA	W	1	1	-	-	-	-	-	-	-	-	-	-	-	-	-	-
9/30	at BUF	L	1	1	4	3	1	-	-	-	-	-	-	-	-	-	-	-
10/7	at NYG	L	1	1	5	4	1	-	-	-	-	-	-	-	-	-	-	-
10/14	PHI	L	1	1	1	1	0	0.5	2	-	-	-	-	-	-	-	-	-
10/21	at CIN	L	1	1	1	0	1	1.0	8	-	-	-	-	-	-	-	-	-
10/28	BUF	L	1	1	3	3	0	-	-	-	-	-	-	-	-	-	-	-
11/4	WAS	L	1	1	5	4	1	-	-	-	-	-	-	-	-	-	-	-
11/18	PIT	W	1	1	8	4	4	-	-	-	-	-	-	-	-	-	-	-
11/22	at DAL	L	1	1	1	1	0	-	-	-	-	-	-	-	-	-	-	-
12/2	at MIA	W	1	1	-	-	-	1.0	5	-	-	-	-	-	1	-	-	-
12/9	CLV	L	1	1	3	1	2	-	-	-	-	-	-	-	-	-	-	-
12/16	at NE	L	1	0	1	0	1	-	-	-	-	-	-	-	-	-	-	-
12/23	at TEN	L	1	1	1	1	0	-	-	-	-	-	-	-	-	-	-	-
12/30	KC	W	1	0	-	-	-	-	-	-	-	-	-	-	-	-	-	-
2007 Totals			16	14	43	31	12	2.5	15	0	0	0	0	0	1	0	0	0

2006 New York Jets

Date	Opp	W/L	P	S	TT	S	A	Sk	Yds	Int	Yds	Lg	TD	PD	FF	FR	Yds	TD
9/10	at TEN	W	1	1	4	3	1	1.0	5	-	-	-	-	-	-	-	-	-
9/17	NE	L	1	1	4	3	1	-	-	-	-	-	-	-	-	1	0	0
9/24	at BUF	W	1	1	6	3	3	-	-	-	-	-	-	-	-	-	-	-
10/1	IND	L	1	1	4	2	2	-	-	-	-	-	-	-	-	-	-	-
10/8	at JAX	L	1	1	8	8	0	-	-	-	-	-	-	-	-	-	-	-
10/15	MIA	W	1	1	11	7	4	-	-	-	-	-	-	-	-	-	-	-
10/22	DET	W	1	1	5	4	1	-	-	-	-	-	-	-	-	-	-	-
10/29	at CLV	L	1	1	6	5	1	1.0	5	-	-	-	-	-	-	-	-	-
11/12	at NE	W	1	1	1	1	0	1.0	7	-	-	-	-	-	-	-	-	-
11/19	CHI	L	1	1	5	5	0	-	-	-	-	-	-	-	-	-	-	-
11/26	HST	W	1	1	4	4	0	2.0	5	-	-	-	-	-	-	-	-	-
12/3	at GB	W	1	1	5	3	2	1.5	8	-	-	-	-	-	1	-	-	-
12/10	BUF	L	1	1	4	1	3	1.0	8	-	-	-	-	-	-	-	-	-
12/17	at MIN	W	1	1	3	3	0	-	-	-	-	-	-	-	-	-	-	-
12/25	at MIA	W	1	1	4	3	1	1.0	6	-	-	-	-	-	-	-	-	-
12/31	OAK	W	1	1	3	3	0	-	-	-	-	-	-	-	-	-	-	-
2006 Totals			16	16	77	58	19	8.5	44	0	0	0	0	0	1	1	0	0

2006 Postseason

Date	Opp	W/L	P	S	TT	S	A	Sk	Yds	Int	Yds	Lg	TD	PD	FF	FR	Yds	TD
1/7	at NE	L	1	1	5	3	2	0.5	6	-	-	-	-	-	-	-	-	-
Totals			1	1	5	3	2	0.5	6	0	0	0	0	0	0	0	0	0

2005 New York Jets

Date	Opp	W/L	P	S	TT	S	A	Sk	Yds	Int	Yds	Lg	TD	PD	FF	FR	Yds	TD
9/11	at KC	L	1	1	5	5	0	-	-	-	-	-	-	1	-	-	-	-
9/18	MIA	W	1	0	2	1	1	-	-	-	-	-	-	1	-	-	-	-
9/25	JAX	L	1	0	6	4	2	1.0	3	-	-	-	-	-	-	-	-	-
10/2	at BLT	L	1	0	2	2	0	-	-	-	-	-	-	-	-	-	-	-
10/9	TB	W	1	0	-	-	-	-	-	-	-	-	-	-	-	-	-	-
10/16	at BUF	L	1	0	2	2	0	-	-	-	-	-	-	-	-	-	-	-
10/24	at ATL	L	1	0	1	1	0	0.5	4	-	-	-	-	-	-	-	-	-
11/6	SD	L	1	0	-	-	-	-	-	-	-	-	-	-	-	-	-	-
11/13	at CAR	L	1	0	1	0	1	-	-	-	-	-	-	-	-	-	-	-
11/20	at DEN	L	1	0	2	2	0	-	-	-	-	-	-	1	-	-	-	-
11/27	NO	L	1	0	1	1	0	-	-	-	-	-	-	-	-	-	-	-
12/4	at NE	L	1	0	2	1	1	0.5	9	-	-	-	-	-	-	-	-	-
12/11	OAK	W	1	0	1	1	0	0.5	9	-	-	-	-	-	-	-	-	-
12/18	at MIA	L	1	1	4	2	2	-	-	-	-	-	-	-	-	-	-	-



Date	Opp	W/L	P	S	TT	S	A	Sk	Yds	Int	Yds	Lg	TD	PD	FF	FR	Yds	TD
12/26	NE	L	1	1	6	5	1	-	-	-	-	-	-	-	-	-	-	-
1/1	BUF	W	1	1	5	5	0	1.0	2	-	-	-	-	-	-	-	-	-
2005 Totals			16	4	40	32	8	3.5	27	0	0	0	0	3	0	0	0	0

2004 New York Jets

Date	Opp	W/L	P	S	TT	S	A	Sk	Yds	Int	Yds	Lg	TD	PD	FF	FR	Yds	TD
9/12	CIN	W								INACTIVE								
9/19	at SD	W								INACTIVE								
10/3	at MIA	W	1	0	2	2	0	-	-	-	-	-	-	-	-	-	-	-
10/10	BUF	W	1	0	-	-	-	-	-	-	-	-	-	-	-	-	-	-
10/17	SF	W	1	0	1	1	0	-	-	-	-	-	-	-	-	-	-	-
10/24	at NE	L	1	0	1	1	0	-	-	-	-	-	-	-	-	-	-	-
11/1	MIA	W	1	0	-	-	-	-	-	-	-	-	-	-	-	-	-	-
11/7	at BUF	L	1	0	2	1	1	-	-	-	-	-	-	-	-	-	-	-
11/14	BLT	L	1	1	7	7	0	1.5	16.5	-	-	-	-	-	-	-	-	-
11/21	at CLV	W	1	0	3	2	1	-	-	-	-	-	-	-	-	-	-	-
11/28	at ARZ	W	1	0	2	1	1	-	-	-	-	-	-	-	-	-	-	-
12/5	HST	W	1	0	3	3	0	-	-	-	-	-	-	-	-	-	-	-
12/12	at PIT	L	1	1	9	6	3	-	-	-	-	-	-	-	-	-	-	-
12/19	SEA	W	1	1	1	1	0	-	-	-	-	-	-	-	-	-	-	-
12/26	NE	L	1	1	6	4	2	-	-	-	-	-	-	-	-	-	-	-
1/2	at SL	L	1	1	4	3	1	-	-	-	-	-	-	-	-	-	-	-
2004 Totals			14	5	41	32	9	1.5	16.5	0	0	0	0	0	0	0	0	0

2004 Postseason

Date	Opp	W/L	P	S	TT	S	A	Sk	Yds	Int	Yds	Lg	TD	PD	FF	FR	Yds	TD
1/8	at SD	W	1	1	4	4	0	-	-	-	-	-	-	-	-	-	-	-
1/15	at PIT	L	1	1	4	4	0	-	-	-	-	-	-	-	-	-	-	-
Totals			2	2	8	8	0	0.0	0	0	0	0	0	0	0	0	0	0

2003 New York Jets

Date	Opp	W/L	P	S	TT	S	A	Sk	Yds	Int	Yds	Lg	TD	PD	FF	FR	Yds	TD
9/4	at WAS	L	1	0	-	-	-	-	-	-	-	-	-	-	-	-	-	-
9/14	MIA	L	1	0	3	2	1	-	-	-	-	-	-	-	-	-	-	-
9/21	at NE	L	1	0	3	3	0	1.0	4	-	-	-	-	-	-	-	-	-
9/28	DAL	L	1	0	2	0	2	-	-	-	-	-	-	-	-	-	-	-
10/12	BUF	W	1	1	2	1	1	-	-	-	-	-	-	-	-	1	0	0
10/19	at HST	W	1	0	1	1	0	-	-	-	-	-	-	-	-	-	-	-
10/26	at PHI	L	1	0	-	-	-	-	-	-	-	-	-	-	-	-	-	-
11/2	NYG	L	1	1	6	3	3	-	-	-	-	-	-	1	-	-	-	-
11/9	at OAK	W	1	1	7	3	4	-	-	-	-	-	-	-	-	-	-	-
11/16	at IND	L	1	1	8	4	4	-	-	-	-	-	-	-	-	-	-	-
11/23	JAX	W	1	1	8	6	2	-	-	-	-	-	-	-	-	-	-	-
12/1	TEN	W	1	1	4	3	1	-	-	-	-	-	-	-	-	-	-	-
12/7	at BUF	L	1	1	5	4	1	-	-	-	-	-	-	-	-	-	-	-
12/14	PIT	W	1	1	3	1	2	-	-	-	-	-	-	-	-	-	-	-
12/20	NE	L	1	1	3	2	1	-	-	-	-	-	-	-	-	-	-	-
12/28	at MIA	L	1	1	3	3	0	-	-	-	-	-	-	-	-	-	-	-
2003 Totals			16	10	58	36	22	1.0	4.0	0	0	0	0	1	0	1	0	0

2002 New York Jets

Date	Opp	W/L	P	S	TT	S	A	Sk	Yds	Int	Yds	Lg	TD	PD	FF	FR	Yds	TD
9/8	at BUF	W	1	0	2	1	1	-	-	-	-	-	-	-	-	-	-	-
9/15	NE	L	1	0	3	0	3	-	-	-	-	-	-	-	-	-	-	-
9/22	at MIA	L	1	0	1	1	0	0.5	2	-	-	-	-	-	-	-	-	-
9/29	at JAX	L	1	0	4	3	1	-	-	-	-	-	-	-	-	-	-	-
10/6	KC	L	1	0	0	0	0	-	-	-	-	-	-	-	-	-	-	-
10/20	MIN	W	1	0	0	0	0	-	-	-	-	-	-	-	-	-	-	-
10/27	CLV	L	1	0	0	0	0	-	-	-	-	-	-	-	-	-	-	-
11/3	at SD	W	1	0	0	0	0	-	-	-	-	-	-	-	-	-	-	-
11/10	MIA	W	1	0	0	0	0	-	-	-	-	-	-	-	-	-	-	-
11/17	at DET	W	1	0	0	0	0	-	-	-	-	-	-	-	-	-	-	-
11/24	BUF	W								INACTIVE								
12/2	at OAK	L	1	0	0	0	0	-	-	-	-	-	-	-	-	-	-	-
12/8	DEN	W	1	0	0	0	0	-	-	-	-	-	-	-	-	-	-	-
12/15	at CHI	L	1	0	0	0	0	-	-	-	-	-	-	-	-	-	-	-
12/22	at NE	W	1	0	0	0	0	-	-	-	-	-	-	-	-	-	-	-
12/29	GB	W	1	0	0	1	1	-	-	-	-	-	-	-	-	-	-	-
2002 Totals			15	0	11	5	6	0.5	2.0	0	0	0	0	0	0	0	0	0

Solid in every position.



Wireless. Internet. TV. Phone.

Get off the bench and into the action with Verizon. Watch the Jets in crystal clear HDTV, enjoy lightning fast internet speeds, brag about the Jets on America's Most Reliable 3G Network and enjoy stellar home phone service. Verizon is the Official Telecommunications Sponsor of the New York Jets.



Visit **Verizon.com** today for more information.



21
RUNNING BACK

LADAINIAN TOMLINSON

5-10/221/Texas Christian

31 years old (as of opening weekend)

Waco, TX/University HS

EXPERIENCE: NFL: 10 / Jets: 1st

ACQUIRED: FA, 3/16/10

ENTERED NFL: SD D1 (5), 2001 NFL Draft

CAREER HIGHLIGHTS

- ◇ Has amassed career totals of 12,490 yards rushing with 138 touchdowns and 3,955 yards receiving with 15 touchdowns on 530 receptions in his career.
- ◇ Received numerous awards in his career including the NFL's Most Valuable Player award by the *Associated Press* (2006), the *Associated Press* Offensive Player of the Year (2006) and shared the Walter Payton NFL Man of the Year award (2006)...Named *Associated Press* first-team All-Pro three times (2004, 2006 and 2007) and second-team All-Pro twice (2002 and 2003)...Five-time Pro Bowl selection (2002, 2004, 2005, 2006 and 2007)...Named to NFL.com's All-Interview team twice (2005 and 2006).
- ◇ Named AFC Offensive Player of the Month (November 2006), AFC Rookie of Month (September 2001) and AFC Offensive Player of the Week six times, including four times in his record setting 2006 season.
- ◇ Holds the NFL single-season record for most touchdowns (31 – breaking the mark set by Shaun Alexander (28) in 2005) and most rushing touchdowns (28 – breaking the mark set by Shaun Alexander (27) in 2005 and Priest Holmes (27) in 2003).
- ◇ Has started every game in which he's played, missing just three games in his career.
- ◇ Has surpassed 1,600 yards rushing three times in his career (2002, 2003 and 2006) and broken 2,000 all-purpose yards in each of those seasons as well.
- ◇ Ranks third on the NFL's all-time list for career touchdowns (153), trailing only Jerry Rice (207) and Emmitt Smith (175) despite 11 and six fewer seasons respectively and ranks second behind Smith (164) on the all-time rushing touchdown list.
- ◇ Ranks eighth on the NFL's all-time rushing list, 249 yards behind seventh-place Tony Dorsett and 769 yards behind sixth-place Eric Dickerson and ninth-place on the NFL's career all-purpose yardage list, 87 yards behind eighth-place Thurman Thomas, 985 yards behind seventh-place Curtis Martin and 1,209 yards behind sixth place Marcus Allen.
- ◇ Has scored 6.5 points per game, more points per game than any non-kicker in NFL history.

CAREER TRANSACTIONS

- ◇ 3/16/10, NYJ, Signed, FA
- ◇ 2/22/10, SD, Released
- ◇ 8/14/04, SD, Signed, Contract Extension
- ◇ 4/21/01, SD, D1 (5)

SEASON-BY-SEASON REVIEW

2009 (SD) Registered 730 yards and 12 touchdowns on a career-low 223 attempts...Added 154 more yards on 20 receptions...Saw backup Darren Sproles rush 93 times, the most carries by his backup in his nine-year career...Missed two games in weeks two and three to snap his career-long streak of 65 straight games started. **POSTSEASON: (Divisional: 1/17 vs. NYJ)**...Ran 12 times for 24 yards and caught three passes for zero yards. **SEASON HIGHLIGHTS: (12/25 at TEN)**...Notched his fourth multi-touchdown effort of the season when he scored twice on one-yard runs in the 25-point win on Christmas Night. **(12/20 vs. CIN)**...Registered a season-high 117 all-purpose yards, adding 59 yards on 16 rushing attempts and 58 yards on four receptions...Pulled in a Philip Rivers pass for 36 yards to set up a field goal. **(11/29 vs. KC)**...Scored on touchdown runs in the second and third quarters in the 29-point blowout win. **(11/15 vs. PHI)**...Posted a season-high 96 yards rushing and another two touchdowns on his 24 carries. **(11/1 vs. OAK)**...Scored twice, first on a six-yard carry in the first quarter and again on a 10-yard run in the second quarter. **(9/20 vs. BLT)**...Missed only the second game of his career and snapped his career-best streak of 65 straight games started when he was inactive.

2008 (SD) Broke 1,000 yards rushing for the eighth-straight season as he collected 1,110 yards and 11 touchdowns on 292 carries...Added another 426 yards and a touchdown on his 52 receptions...Started all 16 games for the seventh time in his career. **POSTSEASON:** Injuries limited him to five carries total in the postseason as he left the Wild Card vs. IND early and was inactive for the Divisional Game at PIT. **(Divisional: 1/17 at PIT)**...Inactive with an injury. **(Wild Card: 1/3 vs. IND)**...Ran five times for 25 yards and a touchdown before departing the game with an injury. **SEASON HIGHLIGHTS: (12/28 vs. DEN)**...Helped SD

book a return trip to the postseason after recording three rushing touchdowns in a 31-point blowout win in the season finale. **(10/26 at NO)**...Combined for a season-high 170 all-purpose yards gaining 105 yards on 19 carries and adding another 65 yards and a touchdown on five receptions. **(9/28 at OAK)**...Recorded a season-high 106 yards rushing and scored twice in the fourth quarter as SD secured a 10-point win.

2007 (SD) Named *Associated Press* first-team All-pro for the second-consecutive year and to the Pro Bowl for the fourth-straight season...Finished the season with 1,474 yards and 15 touchdowns on 315 rushing attempts and added 475 yards and three touchdowns on his 60 receptions...Started all 16 regular season games and all three postseason games. **POSTSEASON:** Started all three postseason games collecting 75 yards on 30 carries and one touchdown on the ground and pulling in five passes for 40 yards...Left both the Divisional Game win at IND and the AFC Championship loss at NE with injuries. **(AFC Championship: 1/20 at NE)**...Exited after the second series with a knee injury...Finished the game with two carries for five yards and one reception for one yard. **(Divisional: 1/13 at IND)**...Rushed seven times for 28 yards and added another 20 yards on one reception...Injured in the second quarter and left the game...Fumbled on the play in which he was injured, snapping a streak of 708 consecutive carries without a fumble, the longest such streak in league history. **(Wild Card: 1/6 vs. TEN)**...Gained 42 yards and a touchdown on 21 carries and added 19 more yards on three receptions in his first-career postseason victory. **SEASON HIGHLIGHTS: (12/16 vs. DET)**...Registered his third-straight game with two touchdowns as he scored twice on the ground in the first quarter of the 37-point win. **(12/9 at TEN)**...Rushed for 146 yards and a touchdown on 26 carries and added 27 more yards and another score on his five receptions...Ended the game with his 16-yard touchdown run in overtime. **(12/2 at KC)**...Provided the margin of victory when he scored on a 31-yard run in the third quarter and again on a 28-yard run in the second quarter as part of a rushing effort that saw him gain 177 yards on 23 carries. **(10/14 vs. OAK)**...Scored twice in the first quarter en route to his third career-game with four rushing touchdowns...Added a season-high 198 yards rushing on 24 carries as his four scores accounted for all the SD points. **(9/9 vs. CHI)**...Accounted for all 14 SD points in the win...Threw the seventh touchdown pass of his career when he connected with Antonio Gates for 17 yards in the third quarter.

2006 (SD) There were no shortage of accolades accrued in his record-setting season as he was named the NFL's Most Valuable Player, the NFL's Offensive Player of the Year, selected as an *Associated Press* first-team All-Pro and made his third Pro Bowl appearance...Also shared the NFL's Man of the Year award with former teammate Drew

Brees...Named NFL Player of the Month for November and was named NFL Offensive Player of the Week four times...Named to NFL.com's All-Interview team for the second straight season...Again started all 16 games, finishing the season with an NFL-record 31 touchdowns and 28 rushing touchdowns...Gained a career-best 1,815 yards rushing and added 508 yards receiving on 56 receptions...His 2,323 all-purpose yards were the second-most of his career and the third time he topped 2,000 all-purpose yards in a season. **POSTSEASON: (Divisional: 1/14 vs. NE)**...Put up 187 total yards in Divisional Playoff loss...Rushed 23 times for 123 yards and his first two postseason touchdowns and pulled in two passes for 64 more yards...Scored the first SD points of the game with a two-yard run in the second quarter and put SD up eight in the fourth quarter with a three-yard run...Set up the third SD touchdown taking a Philip Rivers pass 58 yards down to the six-yard line before a Michael Turner touchdown on the next play. **SEASON HIGHLIGHTS: (12/24 at SEA)**...Recorded his ninth-straight 100-yard rushing performance, the longest streak of his career, when he rushed for 123 yards on 22 carries. **(12/17 vs. KC)**...Named AFC Offensive Player of the Week for the second-consecutive week after rushing for a season-high 199 yards and two more touchdowns...With two more rushing touchdowns, established a new NFL single-season high of 28 rushing touchdowns, again breaking Shaun Alexander's mark set in 2005...The second touchdown came in dramatic fashion on an career-long 85-yard run on the first play of scrimmage...Marked the eighth-straight game in which he recorded at least two rushing touchdowns and finished with 23 total touchdowns (21 rushing, two receiving) in those eight games. **(12/10 vs. DEN)**...Was again named the AFC Offensive Player of the Week after a rushing performance that saw him gain 103 yards and three touchdowns...The third touchdown, which came on a seven-yard run following a Shawne Merriman strip-sack, was his 29th score of the season, breaking Shaun Alexander's mark of 28 touchdowns in 2005. **(11/26 vs. OAK)**...Recorded another two rushing touchdowns and threw for one more...Tied the game in the fourth with a 19-yard pass to TE Antonio Gates and gave SD the lead late with a 10-yard run. **(11/19 at DEN)**...Garnered AFC Offensive Player of the Week for the second time that season as he scored four touchdowns for the second consecutive week...Recorded three rushing touchdowns and scored on 51-yard reception from Philip Rivers. **(11/12 at CIN)**...Scored four rushing touchdowns for the second time in the season to match his career-high...Amassed 158 total yards, 104 on the ground and 54 on his six receptions...Scored two of his four touchdowns in the fourth quarter to put SD ahead to stay. **(11/5 vs. CLV)**...Earned AFC Offensive Player of the Week recognition for his efforts that produced 172 yards rushing and three touchdowns, the first a 41-yard run on the drive's first play that gave SD a lead they wouldn't relinquish. **(10/29 vs. SL)**...Recorded a season-high 240 total yards, 183 rushing and 57 receiving...Added three total touchdowns, two first-



quarter rushing touchdowns and one fourth-quarter receiving touchdown to put the cap on the 14-point win. **(10/22 at KC)**...Scored twice in the fourth quarter to tie the game, first on a 37-yard pass from Philip Rivers and again on a one-yard touchdown pass to TE Brandon Manumaleuna. **(10/15 at SF)**...Registered his first-career game with four rushing touchdowns as he scored twice from one-yard out and twice from five yards out in a 29-point victory.

2005 (SD) Earned another trip to the Pro Bowl for a season that saw him collect 1,462 yards and 18 touchdowns on the ground and 51 receptions, 370 yards and two touchdowns through the air...Started all 16 games after missing his first-career game the year before...Added a career-high with three passing touchdowns as he was 3-of-4 passing for 47 yards and a quarterback rating of 153.1...A two-time AFC Offensive Player of the Week winner...Matched an NFL record by scoring rushing touchdowns in 18 consecutive games to tie Lenny Moore's 40-year-old mark set in 1965...Named to NFL.com's All-Interview team. **SEASON HIGHLIGHTS: (11/27 at WAS)**...Posted his fifth-career game with three rushing touchdowns, scoring from 32 yards out to tie the game late in the fourth and again on the second play of overtime to give SD the win...Rushed for 184 yards on 25 carries. **(11/6 at NYJ)**...Rushed for 107 yards and three touchdowns and added three receptions for 46 yards and a touchdown marking his fourth-career game with three rushing touchdowns and the first time in his career he recorded a four-touchdown performance. **(10/30 vs. KC)**...Found WR Eric Parker with a 17-yard pass to mark his fifth-career passing touchdown...The score was also his third passing touchdown of the season, establishing a career-high. **(10/23 at PHI)**...Saw his worst game as a pro when he was held to just seven yards on 17 carries...Failed to score a rushing touchdown for the first time in 18 games, the longest streak of his career, dating back to week four of the previous season...Those 18-straight games with a rushing touchdown matched an NFL record set from 1963-65 by RB Lenny Moore. **(10/16 at OAK)**...Earned AFC Offensive Player of the Week honors for the second time that season after he caught, ran and threw for a touchdown in the same game for the first time in his career...Scored from 35 yards out on a Drew Brees pass, ran from seven yards out and connected with TE Justin Peelle for four yards. **(9/25 vs. NYG)**...Posted his third-career game with three rushing touchdowns as he ran 21 times for a season-high 192 yards earning him AFC Offensive Player of the Week recognition...Added another touchdown on a 26-yard pass to WR Keenan McCardell, his second-career passing touchdown.

2004 (SD) Started the season's first 15 games before missing his first-career game after a string of 63 consecutive starts as he rested for the postseason in the season finale...Ran 339 times for 1,335 yards and 17 touchdowns and added 441 yards and one touchdown on his 53 receptions...

Finished the regular season scoring touchdowns in the final 12 games in which he was active...Returned to the Pro Bowl after one season as a first-alternate and garnered his first *Associated Press* first-team All-Pro honor. **POSTSEASON: (Wild Card: 1/8 vs. NYJ)**...Made his postseason debut rushing for 80 yards on 26 carries in the loss...Added another 53 yards on nine receptions. **SEASON HIGHLIGHTS: (1/2 vs. KC)**...Missed his first-career game after 63 consecutive starts to begin his career as he was resting for the postseason. **(12/26 at IND)**...Collected a season-high 95 yards receiving, 74 of which came on the longest touchdown reception of his career, a first-quarter reception from Drew Brees...Added a 16-yard rushing touchdown. **(12/19 at CLV)**...Scored on a pair of one-yard touchdown runs as SD clinched the division and returned to the postseason for the first time since 1995...Finished the game with 26 carries for 111 yards and two touchdowns. **(11/21 at OAK)**...Registered a season-high 164 yards rushing and a touchdown on a season-high 37 carries. **(10/3 vs. TEN)**...Gained 147 yards on just 17 carries and a 15-yard touchdown in the first quarter.

2003 (SD) Went over 1,600 yards for the second-straight season as he gained 1,645 yards and 13 touchdowns on 313 carries, with his 5.3 yards per carry average a career-high...Also set career-highs with 100 receptions, 725 receiving yards and four receiving touchdowns...Started all 16 games and set a career mark by combining for 2,370 all-purpose yards, the second time in his career he surpassed the 2,000-yard plateau...Became one of just 10 running backs in NFL history to record at least two games of 140-or-more receiving yards...Attempted and completed his first career pass, a 21-yard touchdown to QB Drew Brees...Selected as a first-alternate to the Pro Bowl and was named *Associated Press* second-team All-Pro for the second-straight season. **SEASON HIGHLIGHTS: (12/28 vs. OAK)**...Two weeks after back-to-back 140-plus yard receiving games, set a career-high with 243 rushing yards on 31 carries...Scored on a pair of two-yard touchdown runs, the first to open the scoring in the first quarter and the second to cap it, putting SD ahead in the fourth. **(12/14 vs. GB)**...For the second-straight week, amassed over 140 receiving yards when he pulled in 11 passes for 144 yards and two touchdowns...Became the first player since Herschel Walker in 1986 to record two games of at least 140 receiving yards in the same season...Scored twice in the fourth quarter, first on a seven-yard Drew Brees touchdown pass and again on a 68-yard Brees throw. **(12/7 at DET)**...Accounted for the only SD points on a pair of touchdown receptions from Doug Flutie...Scored on a 16-yard Flutie pass in the first quarter and added a 73-yard touchdown in the second...Caught nine passes total for a career-high 148 receiving yards and two touchdowns. **(11/9 vs. MIN)**...Scored a pair of touchdowns, the first a 73-yard score in the first quarter and the second a one-yard plunge in the third...Amassed 162

yards on just 16 carries posting the best rushing average (10.1 yards per carry) of his career. **(10/27 vs. MIA)**... Reeled in 11 receptions for 80 yards while gaining 62 yards and a touchdown on 24 carries. **(10/19 at CLV)**... Recorded his third-career 200-yard performance and his third-career AFC Offensive Player of the Week award when he gained 200 yards and one touchdown on 26 carries... Scored on a 70-yard touchdown in the third quarter. **(9/28 at OAK)**... Rushed 28 times and gained 187 yards and one touchdown... Recorded the first SD score when he completed his first-career pass for a 21-yard touchdown to QB Drew Brees on a third-and-six... Later added a 55-yard touchdown run in the second quarter. **(9/22 at ARZ)**... Posted his second-career multi-touchdown game scoring twice on runs of two- and four-yards in the second quarter.

2002 (SD) Started all 16 games en route to collecting 1,683 yards and 14 touchdowns on 372 carries and 489 yards and his first-career receiving score on 79 receptions... His 2,172 yards of total offense marked the first time he surpassed 2,000 total yards in his career... Earned Pro Bowl recognition and was named *Associated Press* second-team All-Pro.

SEASON HIGHLIGHTS: (12/1 vs. DEN)... Racked up his second-career 200-yard performance when he rushed for a season-high 220 yards and three touchdowns... Named AFC Offensive Player of the Week for the second time... Marked the first time in his career he had a game with at least three touchdowns... Added another 57 yards on 11 receptions... Those 271 yards on 48 touches both represented a career-high. **(10/20 at OAK)**... Ran a career-high 39 times for 153 yards and a touchdown... Caught a four-yard pass from Drew Brees for his first-career receiving touchdown... Ended the game with a 19-yard touchdown run in overtime. **(9/29 vs. NE)**... Earned AFC Offensive Co-Player of the Week recognition after posting his first-career 200-yard game after rushing for 217 yards on 27 carries... Scored twice, once from 37 yards out to tie the game at 14 and again from 58 yards out to put SD ahead to stay in the fourth quarter. **(9/22 at ARZ)**... Posted his second-career multi-touchdown game, scoring twice on runs of two and four yards in the second quarter.

2001 (SD) Started all 16 games in his rookie season racking up 1,236 yards and 10 touchdowns on his 339 carries... Added 59 receptions for 367 yards, including a career-high 13 catches vs. ARZ, 11/25... Earned Rookie of the Month honors for September before finishing second for the *Associated Press* Offensive Rookie of the Year award (Anthony Thomas, RB, CHI) **SEASON HIGHLIGHTS: (12/23 at KC)**... Posted a season-high 145 yards and 27 carries. **(11/25 at ARZ)**... Recorded a career- and franchise-best 13 receptions for 72 yards. **(9/9 vs. WAS)**... Gained 113 yards and two touchdowns on 36 carries in his NFL debut... His first NFL carry gained one yard and his first NFL touchdown came on a three-yard run up the middle.

BEFORE THE NFL

- ◇ At TCU, became the second player in college football history to rush for 2,000 yards in season and 5,000 in career.
- ◇ Became the ninth player in NCAA history to rush for more than 5,000 yards, finishing his career sixth in I-A history with 5,263 rushing yards.
- ◇ Combined for 4,008 yards and led nation as junior and senior, becoming third player to lead the nation in rushing back-to-back years.
- ◇ His 2,158 yards as senior were fourth-best in NCAA history.
- ◇ Set an NCAA single-game record rushing for 406 yards vs. UTEP as junior.
- ◇ Owns a school-record 54 TDs, the eighth most in NCAA history and has school records for 100-yard games (21), all purpose yards (6,337) and longest run (89t)
- ◇ Received the Doak Walker Award in 2000 and was a consensus All-America as senior and *Associated Press* second-team as junior.
- ◇ Was a two-time WAC Offensive Player of the Year and three-time all-conference selection in addition to being named WAC Player of Week 11 times.
- ◇ Was named second-team all-state, district MVP and offensive POY as senior in high school.

OFF THE FIELD

- ◇ Joined childhood idol, Walter Payton, as the only players to be named MVP of league on the field and Man of the Year off it in the same season when he accomplished the feat in 2006.
- ◇ Together with wife LaTosha, the two oversee the Tomlinson Touching Lives Foundation. The foundation hosts events throughout the year, including youth football camps in San Diego and Texas, a golf tournament, a fishing trip for kids from The Monarch School for homeless and at-risk teens, a Thanksgiving program in which they provide more than 2,100 families with complete holiday dinners and a Christmas program in which they give away more than 1,500 holiday gifts to the patients at San Diego's Children's Hospital and Health Center.
- ◇ Another important branch of the Touching Lives Foundation is the "School is Cool Scholarship Fund," which awards 30 annual scholarships to college-bound students based on academics, community involvement and volunteerism. Of the 30 students selected by Tomlinson each year, 15 are selected from San Diego and 15 are chosen from LT's alma mater, University High School in Waco, TX. Proceeds from his annual golf tournament help support the scholarship fund.
- ◇ In 2009, Tomlinson and Arizona Cardinals quarterback Kurt Warner were selected as Most Caring Athletes by *USA Weekend Magazine*.

LADAINIAN TOMLINSON'S CAREER STATISTICS

Year/Tm	G/S	Rushing					Receiving				
		Rush	Yds	Avg	Lg	TD	Rec	Yds	Avg	Lg	TD
01/SD	16/16	339	1236	3.6	54	10	59	367	6.2	27	-
02/SD	16/16	372	1683	4.5	76	14	79	489	6.2	30	1
03/SD	16/16	313	1645	5.3	73t	13	100	725	7.3	73t	4
04/SD	15/15	339	1335	3.9	42	17	53	441	8.3	74t	1
05/SD	16/16	339	1462	4.3	62	18	51	370	7.3	41	2
06/SD	16/16	348	1815	5.2	85t	28	56	508	9.1	51t	3
07/SD	16/16	315	1474	4.7	49	15	60	475	7.9	36	3
08/SD	16/16	292	1110	3.8	45	11	52	426	8.2	32	1
09/SD	14/14	223	730	3.3	36	12	20	154	7.7	36	0
Totals	141/141	2880	12490	4.3	85t	138	530	3955	7.5	74t	15

Year/Tm	Att	Cmp	Pct	Passing					Lst	Rate
				Yds	TD	INT	Lg	Sk		
03/SD	1	1	100%	21	1	0	21t	0.0	0.0	158.3
04/SD	2	1	50.0%	38	0	0	38	1.0	1.0	95.8
05/SD	4	3	75.0%	47	3	0	26t	0.0	0.0	153.1
06/SD	3	2	66.7%	20	2	0	19t	0.0	0.0	125.0
07/SD	1	1	100%	17	1	0	17t	0.0	0.0	158.3
09/SD	1	0	0.0%	0	0	0	-	0.0	0.0	39.6
Totals	12	8	66.7%	143	7	0	38	1	1	146.9

Additional Statistics

Fumbles Lost: 12 (Career): 2 (2009); 1 (2006); 1 (2005); 2 (2004); 1 (2002); 5 (2001).

Career Bests

Rushing Attempts: 39 (10/20/02 at OAK)

Rushing Yards: 243 (12/28/03 vs. OAK)

Rushing Touchdowns: 4 (three times, last: 10/14/07 vs. OAK)

Receiving Yards: 148 (12/7/03 at DET)

Receiving Touchdowns: 2 (twice, last: 12/14/03 vs. GB)

Longest Rushing Touchdown: 85 (12/17/06 vs. KC)

Longest Rush: 85 (12/17/06 vs. KC)

Receptions: 13 (11/25/01 vs. ARZ)

Longest Reception: 74 (12/26/04 at IND)

Longest Receiving Touchdown: 74 (12/26/04 at IND)

CAREER POSTSEASON STATISTICS

Year/Tm	G/S	Rushing					Receiving				
		Rush	Yds	Avg	Lg	TD	Rec	Yds	Avg	Lg	TD
04/SD	1/1	26	80	3.1	12	-	9	53	5.9	10	-
06/SD	1/1	23	123	5.3	15	2	2	64	32.0	58	-
07/SD	3/3	30	75	2.5	12	1	5	40	8.0	20	-
08/SD	1/1	5	25	5.0	13	1	-	-	-	-	-
09/SD	1/1	12	24	2.0	5	-	3	0	0.0	3	-
Totals	7/7	96	327	3.4	15	4	19	157	8.3	58	0

LADAINIAN TOMLINSON GAME-BY-GAME

2009 San Diego Chargers

Date	Opp	W/L	GP	GS	Rushing					Receiving				
					Rush	Yds	Avg	Lg	TD	Rec	Yds	Avg	Lg	TD
9/14	at OAK	W	1	1	13	55	4.2	13	1	1	1	1.0	1	0
9/20	BLT	L						INACTIVE						
9/27	MIA	W						INACTIVE						
10/4	at PIT	L	1	1	7	15	2.1	5	0	1	-1	-1.0	-1	0
10/19	DEN	L	1	1	18	70	3.9	17	0	3	30	10.0	25	0
10/25	at KC	W	1	1	23	71	3.1	36	0	2	2	1.0	1	0
11/1	OAK	W	1	1	18	56	3.1	13	2	-	-	-	-	-
11/8	at NYG	W	1	1	12	22	1.8	5	0	2	8	4.0	8	0
11/15	PHI	W	1	1	24	96	4.0	20t	2	-	-	-	-	-
11/22	at DEN	W	1	1	20	73	3.7	21	1	-	-	-	-	-
11/29	KC	W	1	1	13	39	3.0	8	2	1	5	5.0	5	0
12/6	at CLV	W	1	1	20	64	3.2	11	1	1	21	21.0	21	0
12/13	at DAL	W	1	1	21	50	2.4	11	1	1	9	9.0	9	0
12/20	CIN	W	1	1	16	59	3.7	13	0	4	58	14.5	36	0

Date	Opp	W/L	GP	GS	Rushing					TD	Rec	Receiving				TD
					Rush	Yds	Avg	Lg	Yds			Avg	Lg			
12/25	at TEN	W	1	1	16	59	3.7	9	2	2	4	2.0	2	0		
1/3	WAS	W	1	1	2	1	0.5	1	0	2	17	8.5	15	0		
2009 Totals			14	14	223	730	3.3	36	12	20	154	7.7	36	0		

2009 Postseason

					Rushing					Receiving				
Date	Opp	W/L	GP	GS	Rush	Yds	Avg	Lg	TD	Rec	Yds	Avg	Lg	TD
1/17	NYJ	L	1	1	12	24	2.0	5	0	3	0	0.0	3	0
Totals			1	1	12	24	2.0	5	0	3	0	0.0	3	0

2008 San Diego Chargers

Rushing										Receiving				
Date	Opp	W/L	GP	GS	Rush	Yds	Avg	Lg	TD	Rec	Yds	Avg	Lg	TD
9/7	CAR	L	1	1	21	97	4.6	14	0	3	15	5.0	9	0
9/14	at DEN	L	1	1	10	26	2.6	6	0	2	14	7.0	16	0
9/22	NYJ	W	1	1	26	67	2.6	5	2	3	20	6.7	9	0
9/28	at OAK	W	1	1	20	106	5.3	41t	2	2	9	4.5	6	0
10/5	at MIA	L	1	1	12	35	2.9	11	0	5	22	4.4	11	0
10/12	NE	W	1	1	20	74	3.7	27	0	3	44	14.7	28	0
10/19	at BUF	L	1	1	14	41	2.9	9	0	6	26	4.3	9	0
10/26	at NO	L	1	1	19	105	5.5	40	0	5	65	13.0	32	1
11/9	KC	W	1	1	22	78	3.5	17	0	4	39	9.8	11	0
11/16	at PIT	L	1	1	18	57	3.2	12	1	3	45	15.0	26	0
11/23	IND	L	1	1	21	84	4.0	20	0	3	30	10.0	15	0
11/30	ATL	L	1	1	14	24	1.7	6	1	5	42	8.4	15	0
12/4	OAK	W	1	1	25	91	3.6	9	1	-	-	-	-	-
12/14	at KC	W	1	1	15	39	2.6	7	1	6	35	5.8	9	0
12/21	at TB	W	1	1	21	90	4.3	13	0	2	20	10.0	22	0
12/28	DEN	W	1	1	14	96	6.9	45	3	-	-	-	-	-
2008 Totals			16	16	292	1110	3.8	45	11	52	426	8.2	32	1

2008 Postseason

Rushing										Receiving				
Date	Opp	W/L	GP	GS	Rush	Yds	Avg	Lg	TD	Rec	Yds	Avg	Lg	TD
1/3	IND	W	1	1	5	25	5.0	13	1	-	-	-	-	-
1/11	at PIT	L						INACTIVE						
Totals			1	1	5	25	5.0	13	1	-	-	-	-	-

2007 San Diego Chargers

					Rushing					Receiving				
Date	Opp	W/L	GP	GS	Rush	Yds	Avg	Lg	TD	Rec	Yds	Avg	Lg	TD
9/9	CHI	W	1	1	17	25	1.5	10	1	7	51	7.3	20	0
9/16	at NE	L	1	1	18	43	2.4	11	0	4	15	3.8	6	0
9/23	at GB	L	1	1	22	62	2.8	11	0	3	33	11.0	21t	1
9/30	KC	L	1	1	20	132	6.6	37	1	5	22	4.4	10	0
10/7	at DEN	W	1	1	21	67	3.2	11	0	3	73	24.3	36	0
10/14	OAK	W	1	1	24	198	8.3	41t	4	3	16	5.3	12	0
10/28	HST	W	1	1	17	90	5.3	20	0	1	1	1.0	1	0
11/4	at MIN	L	1	1	16	40	2.5	11	1	6	37	6.2	10	0
11/11	IND	W	1	1	21	76	3.6	16	1	4	21	5.3	12	0
11/18	at JAX	L	1	1	16	62	3.9	19	1	5	93	18.6	35	0
11/25	BLT	W	1	1	24	77	3.2	36	0	6	45	7.5	15	0
12/2	at KC	W	1	1	23	177	7.7	34	2	3	20	6.7	15	0
12/9	at TEN	W	1	1	26	146	5.6	32	1	5	27	5.4	9	1
12/16	DET	W	1	1	15	116	7.7	49	2	2	7	3.5	7	0
12/24	DEN	W	1	1	19	107	5.6	17t	1	2	7	3.5	5	0
12/30	at OAK	W	1	1	16	56	3.5	12	0	1	7	7.0	7t	1
2007 Totals			16	16	315	1474	4.7	49	15	60	475	7.9	36	3

2007 Postseason

2007 Postseason

Rushing										Receiving				
Date	Opp	W/L	GP	GS	Rush	Yds	Avg	Lg	TD	Rec	Yds	Avg	Lg	TD
1/6	TEN	W	1	1	21	42	2	12	1	3	19	6.3	9	0
1/13	at IND	W	1	1	7	28	4	8	0	1	20	20	20	0
1/20	at NE	L	1	1	2	5	2.5	3	0	1	1	1	1	0
Totals			3	3	30	75	2.5	12	1	5	40	8	20	0



2006 San Diego Chargers

Date	Opp	W/L	GP	GS	Rushing					TD	Receiving				
					Rush	Yds	Avg	Lg	TD		Rec	Yds	Avg	Lg	TD
9/11	at OAK	W	1	1	31	131	4.2	58	1	3	18	6.0	10	0	0
9/17	TEN	W	1	1	19	71	3.7	15	2	7	51	7.3	14	0	0
10/1	at BLT	L	1	1	26	98	3.8	29	0	1	7	7.0	7	0	0
10/8	PIT	W	1	1	13	36	2.8	12	0	8	34	4.3	19	0	0
10/15	at SF	W	1	1	21	71	3.4	9	4	7	64	9.1	16	0	0
10/22	at KC	L	1	1	15	66	4.4	19	0	6	72	12.0	37t	1	1
10/29	SL	W	1	1	25	183	7.3	51	2	3	57	19.0	26	1	1
11/5	CLV	W	1	1	18	172	9.6	41t	3	3	20	6.7	7	0	0
11/12	at CIN	W	1	1	22	104	4.7	17	4	6	54	9.0	19	0	0
11/19	at DEN	W	1	1	20	105	5.3	24	3	3	74	24.7	51t	1	1
11/26	OAK	W	1	1	19	109	5.7	44	2	1	5	5.0	5	0	0
12/3	at BUF	W	1	1	28	178	6.4	51t	2	3	14	4.7	7	0	0
12/10	DEN	W	1	1	28	103	3.7	17	3	1	9	9.0	9	0	0
12/17	KC	W	1	1	25	199	8.0	85t	2	1	5	5.0	5	0	0
12/24	at SEA	W	1	1	22	123	5.6	62	0	1	10	10.0	10	0	0
12/31	ARZ	W	1	1	16	66	4.1	11	0	2	14	7.0	12	0	0
2006 Totals			16	16	348	1815	5.2	85t	28	56	508	9.1	51t	3	3

2006 Postseason

Date	Opp	W/L	GP	GS	Rushing					TD	Receiving				
					Rush	Yds	Avg	Lg	TD		Rec	Yds	Avg	Lg	TD
1/14	NE	L	1	1	23	123	5.3	15	2	2	64	32	58	0	0
Totals			1	1	23	123	5.3	15	2	2	64	32	58	0	0

2005 San Diego Chargers

Date	Opp	W/L	GP	GS	Rushing					TD	Receiving				
					Rush	Yds	Avg	Lg	TD		Rec	Yds	Avg	Lg	TD
9/11	DAL	L	1	1	19	72	3.8	10	1	-	-	-	-	-	-
9/18	at DEN	L	1	1	19	52	2.7	16t	2	-	-	-	-	-	-
9/25	NYG	W	1	1	21	192	9.1	62	3	6	28	4.7	9	0	0
10/2	at NE	W	1	1	25	134	5.4	11	2	3	34	11.3	21	0	0
10/10	PIT	L	1	1	18	62	3.4	14	1	7	68	9.7	41	0	0
10/16	at OAK	W	1	1	31	140	4.5	29	1	2	39	19.5	35t	1	1
10/23	at PHI	L	1	1	17	7	0.4	7	0	4	26	6.5	11	0	0
10/30	KC	W	1	1	17	69	4.1	15	0	3	23	7.7	16	0	0
11/6	at NYJ	W	1	1	25	107	4.3	16	3	3	46	15.3	25t	1	1
11/20	BUF	W	1	1	19	67	3.5	19	1	3	22	7.3	12	0	0
11/27	at WAS	W	1	1	25	184	7.4	41t	3	6	29	4.8	14	0	0
12/4	OAK	W	1	1	25	86	3.4	13	0	5	24	4.8	16	0	0
12/11	MIA	L	1	1	21	75	3.6	16	0	1	0	0.0	0	0	0
12/18	at IND	W	1	1	24	76	3.2	12	0	4	9	2.3	6	0	0
12/24	at KC	L	1	1	14	47	3.4	20	0	3	18	6.0	9	0	0
12/31	DEN	L	1	1	19	92	4.8	28	1	1	4	4.0	4	0	0
2005 Totals			16	16	339	1462	4.3	62	18	51	370	7.3	41	2	2

2004 San Diego Chargers

Date	Opp	W/L	GP	GS	Rushing					TD	Receiving				
					Rush	Yds	Avg	Lg	TD		Rec	Yds	Avg	Lg	TD
9/12	at HST	W	1	1	26	121	4.7	32	1	3	-4	-1.3	0	0	0
9/19	NYJ	L	1	1	19	87	4.6	19	1	3	76	25.3	59	0	0
9/26	at DEN	L	1	1	22	60	2.7	16	0	3	10	3.3	7	0	0
10/3	TEN	W	1	1	17	147	8.6	42	1	2	13	6.5	7	0	0
10/10	JAX	W	1	1	19	56	2.9	22	1	4	78	19.5	54	0	0
10/17	at ATL	L	1	1	23	64	2.8	10	1	4	16	4.0	8	0	0
10/24	at CAR	W	1	1	17	47	2.8	16	1	3	13	4.3	7	0	0
10/31	OAK	W	1	1	19	71	3.7	15	1	1	7	7.0	7	0	0
11/7	NO	W	1	1	17	36	2.1	8	1	4	40	10.0	13	0	0
11/21	at OAK	W	1	1	37	164	4.4	16	1	1	9	9.0	9	0	0
11/28	at KC	W	1	1	21	46	2.2	14	2	10	57	5.7	10	0	0
12/5	DEN	W	1	1	30	113	3.8	15	2	5	17	3.4	7	0	0
12/12	TB	W	1	1	25	131	5.2	35	1	4	19	4.8	10	0	0
12/19	at CLV	W	1	1	26	111	4.3	20	2	1	-5	-5.0	-5	0	0
12/26	at IND	L	1	1	21	81	3.9	16t	1	5	95	19.0	74t	1	1
1/2	KC	W			INACTIVE										
2004 Totals			15	15	339	1335	3.9	42	17	53	441	8.3	74t	1	1

2004 Postseason

Date	Opp	W/L	GP	GS	Rushing					TD	Rec	Receiving			
					Rush	Yds	Avg	Lg				Yds	Avg	Lg	TD
1/8	NYJ	L	1	1	26	80	3.1	12		0	9	53	5.9	10	0
Totals			1	1	26	80	3.1	12		0	9	53	5.9	10	0

2003 San Diego Chargers

Date	Opp	W/L	GP	GS	Rushing					TD	Rec	Receiving			
					Rush	Yds	Avg	Lg				Yds	Avg	Lg	TD
9/7	at KC	L	1	1	13	34	2.6	8		0	5	27	5.4	10	0
9/14	DEN	L	1	1	16	93	5.8	23		0	5	27	5.4	11	0
9/21	BLT	L	1	1	23	105	4.6	17		1	8	51	6.4	14	0
9/28	at OAK	L	1	1	28	187	6.7	55t		1	7	24	3.4	10	0
10/5	at JAX	L	1	1	10	38	3.8	12		0	4	30	7.5	20	0
10/19	at CLV	W	1	1	26	200	7.7	70t		1	3	21	7.0	11	0
10/27	MIA	L	1	1	24	62	2.6	8		1	11	80	7.3	18	0
11/2	at CHI	L	1	1	16	61	3.8	14		1	4	21	5.3	10	0
11/9	MIN	W	1	1	16	162	10.1	73t		2	6	45	7.5	23	0
11/16	at DEN	L	1	1	8	29	3.6	16		0	4	16	4.0	9	0
11/23	CIN	L	1	1	16	95	5.9	38		1	4	49	12.3	15	0
11/30	KC	L	1	1	19	106	5.6	55		1	5	17	3.4	9	0
12/7	at DET	W	1	1	25	88	3.5	14		0	9	148	16.4	73t	2
12/14	GB	L	1	1	20	51	2.6	12		0	11	144	13.1	68t	2
12/21	at PIT	L	1	1	22	91	4.1	20		2	6	8	1.3	10	0
12/28	OAK	W	1	1	31	243	7.8	35		2	8	17	2.1	8	0
2003 Totals			16	16	313	1645	5.3	73t		13	100	725	7.3	73t	4

2002 San Diego Chargers

Date	Opp	W/L	GP	GS	Rushing					TD	Rec	Receiving			
					Rush	Yds	Avg	Lg				Yds	Avg	Lg	TD
9/8	at CIN	W	1	1	21	114	5.4	17		1	3	45	15.0	30	0
9/15	HST	W	1	1	27	84	3.1	10		0	1	6	6.0	6	0
9/22	at ARZ	W	1	1	26	91	3.5	17		2	5	25	5.0	9	0
9/29	NE	W	1	1	27	217	8.0	58t		2	4	20	5.0	8	0
10/6	at DEN	L	1	1	14	48	3.4	17		0	7	49	7.0	10	0
10/13	KC	W	1	1	20	78	3.9	11		1	9	78	8.7	22	0
10/20	at OAK	W	1	1	39	153	3.9	19t		1	5	28	5.6	11	1
11/3	NYJ	L	1	1	12	60	5.0	15		1	2	13	6.5	10	0
11/10	at SL	L	1	1	24	120	5.0	30		1	3	24	8.0	11	0
11/17	SF	W	1	1	24	88	3.7	27		0	8	57	7.1	16	0
11/24	at MIA	L	1	1	14	45	3.2	9		0	2	14	7.0	12	0
12/1	DEN	W	1	1	37	220	5.9	76		3	11	51	4.6	14	0
12/8	OAK	L	1	1	18	57	3.2	15		1	4	22	5.5	8	0
12/15	at BUF	L	1	1	28	110	3.9	31		1	3	13	4.3	7	0
12/22	at KC	L	1	1	24	131	5.5	34		0	9	26	2.9	13	0
12/29	SEA	L	1	1	17	67	3.9	21		0	3	18	6.0	12	0
2002 Totals			16	16	372	1683	4.5	76		14	79	489	6.2	30	1

2001 San Diego Chargers

Date	Opp	W/L	GP	GS	Rushing					TD	Rec	Receiving			
					Rush	Yds	Avg	Lg				Yds	Avg	Lg	TD
9/9	WAS	W	1	1	36	113	3.1	9		2	1	12	12	12	0
9/23	at DAL	W	1	1	27	90	3.3	16		0	2	27	13.5	27	0
9/30	CIN	W	1	1	21	107	5.1	23		3	1	15	15	15	0
10/7	at CLV	L	1	1	19	102	5.4	54		1	2	12	6	6	0
10/14	at NE	L	1	1	24	74	3.1	14		1	3	13	4.3	7	0
10/21	DEN	W	1	1	25	58	2.3	20		0	1	11	11	11	0
10/28	BUF	W	1	1	16	76	4.8	20		0	1	9	9	9	0
11/4	KC	L	1	1	13	31	2.4	8t		1	2	20	10	14	0
11/11	at DEN	L	1	1	14	75	5.4	22		0	3	21	7	9	0
11/18	at OAK	L	1	1	22	68	3.1	10		1	3	14	4.7	7	0
11/25	ARZ	L	1	1	21	75	3.6	13		0	13	72	5.5	9	0
12/2	at SEA	L	1	1	24	87	3.6	19		1	4	26	6.5	15	0
12/9	at PHI	L	1	1	19	51	2.7	13		0	4	13	3.3	9	0
12/15	OAK	L	1	1	17	46	2.7	9		0	6	23	3.8	7	0
12/23	at KC	L	1	1	27	145	5.4	34		0	3	11	3.7	6	0
12/30	SEA	L	1	1	14	38	2.7	9		0	10	68	6.8	13	0
2001 Totals			16	16	339	1236	3.6	54		10	59	367	6.2	27	0



75
OFFENSIVE LINE

ROBERT TURNER

6-4 / 308 / New Mexico
26 years old (as of opening weekend)
Austin, TX/Lake Travis HS
EXPERIENCE: NFL: 3 / Jets: 4th
ACQUIRED: Undrafted FA (5/16/07)

CAREER HIGHLIGHTS

- ◇ Played in 13 regular-season games and three postseason games, including the first two starts of his NFL career at tight end and fullback.
- ◇ Played in final 10 games of 2008, mostly on special teams... Also lined up as an extra tight end on offense.
- ◇ As a member of the kick return team, he has recorded two returns for 15 yards.
- ◇ Appeared in the final two games of 2007 after he was signed to the active roster, 12/19/07.
- ◇ Made his NFL debut, entering the game at left guard at TEN, 12/23/07.

CAREER TRANSACTIONS

- ◇ 12/19/07, NYJ, Signed, Active Roster
- ◇ 9/3/07, NYJ, Signed, Practice Squad
- ◇ 9/1/07, NYJ, Waived
- ◇ 5/16/07, NYJ, Signed, Undrafted FA

SEASON-BY-SEASON REVIEW

2009 (JETS) Played in 13 regular-season games and three postseason games, including the first two starts of his career at tight end (10/25 at OAK) and fullback (10/12 at MIA)... Played mostly on special teams but also lined up as an extra tight end and as a fullback.

2008 (JETS) Played in final 10 games, mostly on special teams... Also lined up as an extra tight end on offense.

2007 (JETS) Played in final two games of season, making NFL debut at TEN, 12/23, as left guard.

BEFORE THE NFL

- ◇ Started 49 straight games at right guard and right tackle during his four-year career at New Mexico.
- ◇ Credited with 23 big effort plays, 10 cut blocks and 16 pins by the Lobos' coaching staff as a senior.
- ◇ Three-year starter on the offensive line, two-year starter at defensive tackle and senior captain at Lake Travis HS (TX).
- ◇ Lettered in powerlifting and track and field.

OFF THE FIELD

- ◇ Majored in General Studies.
- ◇ Participated in the Play 60 Draft Week Event in 2008 and 2010, which is a part s' defensive line coach Dan Quinn.
- ◇ Involved in mentoring programs and speaks to classes and teams about drugs, alcohol, education, and fitness.
- ◇ Joined New York Jets Owner, Robert W. Johnson IV, for the commissioning of the USS New York, which was constructed from steel from the World Trade Center.
- ◇ Appeared at PS 46 – The Alley Pond School in 2010 to announce the donation of 13 SMART Board interactive whiteboards by Jets and Tequiment as part of the PENCIL Partnership Program.

ROBERT TURNER'S CAREER STATISTICS

GAMES PLAYED/GAMES STARTED: Career (25/2); 2009 (13/2) [3/0]; 2008 (10/0); 2007 (2/0).



32
RUNNING BACK

CHAUNCEY WASHINGTON

5-11/222/Southern California
25 years old (as of opening weekend)
Torrance, CA/South HS
EXPERIENCE: NFL: 2 / Jets: 2nd
ACQUIRED: Signed from DAL Practice Squad,
12/15/09
ENTERED NFL: JAX D7 (213), 2008 NFL Draft

CAREER HIGHLIGHTS

- ◇ Saw action in eight NFL games with JAX and DAL... Recorded career totals of four rushes for nine yards, one reception for nine yards and four special teams tackles.

CAREER TRANSACTIONS

- ◇ 12/15/09, NYJ, Signed, from DAL Practice Squad
- ◇ 10/14/09, DAL, Signed, Practice Squad
- ◇ 10/12/09, DAL, Waived
- ◇ 10/10/09, DAL, Signed, Active Roster
- ◇ 10/7/09, DAL, Signed, Practice Squad
- ◇ 10/5/09, DAL, Waived
- ◇ 10/3/09, DAL, Signed, Active Roster
- ◇ 9/22/09, DAL, Signed, Practice Squad
- ◇ 9/5/09, JAX, Waived
- ◇ 4/27/08, JAX, D7 (213)

SEASON-BY-SEASON REVIEW

2009 (JETS) Signed off the DAL practice squad and spent the remaining three weeks on the active roster... Was inactive for the final three regular-season games and the Jets' three postseason contests.

2009 (DAL) Signed to the active roster prior to the Week four game at DEN and the Week five game at KC before returning to the practice squad... Saw action on special teams in both games recording one special teams tackle.

2008 (JAX) After being inactive for first three games, saw action on offense and special teams as he participated in six games... Finished the season with four rushing attempts for nine yards and one reception for nine yards on offense and three tackles on special teams. SEASON HIGHLIGHTS: **(12/18 vs. IND)**... Rushed three times for three yards... Added a special teams tackle. **(12/14 vs. GB)**... Gained six yards on his first NFL carry and posted a special teams tackle. **(12/1 at HST)**... Saw action on offense for the first time and pulled in the first reception of his career when he caught a nine-yard David Garrard pass on Monday Night Football. **(9/28 vs. HST)**... Made NFL debut after spending the first three weeks inactive and recorded a special teams tackle.

BEFORE THE NFL

- ◇ Finished his career at Southern Cal with 1,778 yards and 19 touchdowns on 371 carries... Added two more touchdowns and 158 yards on 17 receptions... Started 14 of the 32 games in which he played.
- ◇ Left school ranked 22nd on USC's all-time rushing list... Led the team in rushing in both his junior and senior season after gaining 969 yards with 10 touchdowns as a senior and 744 yards with nine touchdowns as a junior.
- ◇ Earned *Super Prep* All-America, *Prep Star* All-America, Tom Lemming All-America and *Super Prep* All-Far West honors as a senior at South Torrance HS in 2002 after rushing for 1,549 yards and 23 touchdowns on just 140 carries (11.1 avg.)

OFF THE FIELD

- ◇ Majored in sociology.

CHAUNCEY WASHINGTON'S CAREER STATISTICS

Year/Tm	G/S	Rushing					TD	Receiving					TD
		Rush	Yds	Avg	Lg	Rec		Yds	Avg	Lg			
08/JAX	6/0	4	9	2.3	6	-	1	9	9.0	9	-	-	
09/DAL/NYJ	2/0	-	-	-	-	-	-	-	-	-	-	-	
Totals	8/0	4	9	2.3	6	0	1	9	9.0	9	0		

Additional Statistics

Special Teams Tackles: 4 (Career): 1 (2009); 3 (2008)



9
PUNTER

STEVE WEATHERFORD

6-3/ 210 / Illinois

28 years old (as of opening weekend)

Terre Haute, IN/Terre Haute HS

EXPERIENCE: NFL: 5 / Jets: 2nd

ACQUIRED: FA (9/7/09)

ENTERED NFL: NO, Undrafted FA (5/16/06)

CAREER HIGHLIGHTS

- ◇ Successfully executed two fake punts for first downs with runs of 26 yards (10/12 at MIA) and 16 yards (10/25 at OAK) in 2009.
- ◇ In his career, he has punted for the Jets, Jaguars, Chiefs and Saints, with a career average of 43.0 on 279 punts with a net of 36.5.

CAREER TRANSACTIONS

- ◇ 9/7/09, NYJ, Signed, FA
- ◇ 9/5/09, JAX, Released
- ◇ 11/25/08, JAX, Signed, FA
- ◇ 11/4/08, KC, Waived
- ◇ 10/22/08, KC, Claimed off waivers
- ◇ 10/20/08, NO, Waived
- ◇ 5/16/06, NO, Signed, Undrafted FA

SEASON-BY-SEASON REVIEW

2009 (JETS): Appeared in all 16 regular season games, finishing with 80 punts for 3,357 yards with a 42.0-yard average (36.7 net), with 25 punts inside-the-20.

POSTSEASON: Appeared in the final two postseason games (1/17 at SD and 1/24 at IND) after missing the first game (1/9 at CIN) due to an illness...**(1/24 at IND)**...Punted four times for a 51.0 average (45.0 net) with two inside-the-20 and a long of 61 yards...His 51.0 average marked the Jets' best average in a postseason game, eclipsing John Kidd's 47.9 average at Denver (1/23/99). **SEASON HIGHLIGHTS: (11/29 vs. CAR)**...Hit a career-long 66-yard punt in the fourth quarter...Finished with a 50.8 average on five punts with a 32.8 net, including one inside-the-20 and two touchbacks...Added two special teams tackles. **(10/25 at OAK)**...Ran for 16 yards on fourth-and-seven on a fake punt, making a first down to end the first quarter...Punted three times for 132 yards (44.0 average/33.6 net), with all three landing inside-the-20. **(10/12 at MIA)**...Executed a successful fake punt when he ran for 26 yards and first down on fourth-and-six in the Jets' opening drive...Punted four times for 199 yards (49.8 average/37.5 net).

2008 (NO/KC/JAX) Handled punting duties for three different teams with action in seven games for NO, two games for KC and the final five games with JAX...Finished season with 59 punts for 2,521 yards with a 42.7-yard average (34.1 net)...Booted 26 punts for 1,094 yards with 42.1-yard average (34.2 net) with five inside the 20 and three touchbacks for NO with two special teams stops before he was waived by NO, 10/20...Punted 12 times for 512 yards with 42.7-yard average (27.8 net) with one inside the 20 and four touchbacks with KC before he was waived 11/4...Joined JAX, 11/25, and played in five games, punting 21 times for 915 yards with 43.6-yard average (37.7 net). **SEASON HIGHLIGHTS: (12/28 at BLT)**...Finished the season with four punts for a 46.5-yard average (41.5 net) with a long of 57. **(12/14 vs. GB)**...Recorded 49.5-yard average (38.3 net) on four punts. **(12/7 at CHI)**...Had seven punts for a 40.1-yard average (37.0 net) with a long of 47. **(12/1 at HST)**...Saw first action for JAX and punted three times for a 40.3-yard average (31.0 net)...Attempted two onsides kickoffs.

2007 (NO) Punted 63 times for 2,757 yards with 43.8-yard average (37.2 net) with 20 punts inside-the-20...Also had one rush for five yards and one special teams tackle.

2006 (NO) Handled the punting duties in all 16 games, tallying 77 punts for 3,369 yards with 43.8-yard average (37.5 net) with 19 inside-the-20...Also had one special teams tackle. **POSTSEASON: (1/21 at CHI)**...Punted five times for 194 yards with 38.8-yard average (30.0 net) with one inside the 20 in the NFC Championship Game. **(1/13 vs. PHI)**...Tallied three punts for a 40.3-yard average (36.0 net) with one inside the 20 in NFC Divisional Playoff Game.

BEFORE THE NFL

- ◇ Punted 193 times for 8,402 yards with a career average of 43.5, which was the highest mark in Illinois history.
- ◇ Earned All-Big 10 honors as a junior in 2004 after tallying 57 punts for a 45.4 gross average with 23 inside the 20.
- ◇ Was a prep standout at Terre Haute (IN) HS

OFF THE FIELD

- ◇ Majored in kinesiology at Illinois.
- ◇ Married to Laura and has a son, Ace, and a daughter, Carney.
- ◇ Competed in the heptathlon in track in high school.
- ◇ Full name is Steven Thomas Weatherford.

STEVE WEATHERFORD'S CAREER STATISTICS

Yr/Tm	G	No	Yds	Avg	TB	In 20	Lg	Blk	Net
06/NO	16	77	3,369	43.8	10	19	59	0	37.5
07/NO	16	63	2,757	43.8	4	20	61	0	37.2
08/NO/ KC/JAX	14	59	2,521	42.7	10	8	61	0	34.1
09/NYJ	16	80	3,357	41.0	9	25	66	0	36.7
Totals	62	279	12,004	43.0	33	72	66	0	36.5

Additional Statistics

Special Teams Tackles: Career: 9; 2006: 1; 2007: 1; 2008: 4; 2009: 3.

Rushing Attempts: Career: 3 (47 yards); 2008: 1 (5 yards); 2009: 2 (42 yards)

STEVE WEATHERFORD GAME-BY-GAME

2009 New York Jets

Game	Opp	W/L	No	Yds	Avg	TB	In 20	Lg	Blk	Net
9/13	at HST	W	4	164	41.0	0	2	46	0	41.0
9/20	NE	W	5	209	41.8	1	1	48	0	37.2
9/27	TEN	W	9	360	40.0	1	1	58	0	36.4
10/4	at NO	L	6	252	42.0	1	2	56	0	35.0
10/12	at MIA	L	4	199	49.8	2	0	57	0	37.5
10/18	BUF	L	5	216	43.2	0	1	49	0	37.8
10/25	at OAK	W	3	132	44.0	0	3	49	0	44.3
11/1	MIA	L	7	254	36.3	0	3	47	0	33.6
11/15	JAX	L	2	101	50.5	0	1	55	0	50.5
11/22	at NE	L	5	213	42.6	0	1	49	0	42.8
11/29	CAR	W	5	254	50.8	2	1	66	0	32.8
12/3	at BUF	W	7	283	40.4	0	1	47	0	38.9
12/13	at TB	W	5	207	41.4	1	2	52	0	33.2
12/20	ATL	L	5	170	34.0	0	3	45	0	32.4
12/27	at IND	W	5	213	42.6	1	2	51	0	37.0
1/3	CIN	W	3	130	43.3	0	1	54	0	26.7
2009 Totals			80	3357	42.0	9	25	66	0	36.7

2009 Postseason

Game	Opp	W/L	No	Yds	Avg	TB	In 20	Lg	Blk	Net
1/9	at CIN	W								
DID NOT PLAY										
1/17	at SD	W	8	310	38.8	1	2	51	0	35.9
1/24	at IND	L	4	204	51.0	1	2	61	0	45.0
Totals			12	514	42.8	2	4	61	0	38.9

2008 New Orleans Saints/Kansas City Chiefs/Jacksonville Jaguars

Date	Opp.	W/L	No	Yds	Avg	TB	In 20	Lg	Blk	Net
9/7	NO vs. TB	W	7	310	44.3	1	0	61	0	39.7
9/14	NO at WAS	L	5	223	44.6	0	2	56	0	40.0
9/21	NO at DEN	L	2	114	57.0	1	0	60	0	36.0
9/28	NO vs. SF	W	3	92	30.7	0	1	40	0	30.7
10/6	NO vs. MIN	L	2	86	43.0	0	0	45	0	43.0
10/12	NO vs. OAK	W	2	92	46.0	1	0	46	0	18.5
10/19	NO at CAR	L	5	177	35.4	0	2	39	0	30.2
10/26	KC at NYJ	L	7	289	41.3	1	1	54	0	28.3
11/2	KC vs. TB	L	5	223	44.6	3	0	58	0	27.2
12/1	JAX at HST	L	3	121	40.3	0	0	46	0	31.0
12/7	JAX at CHI	L	7	281	40.1	0	1	47	0	37.0
12/14	JAX vs. GB	W	4	198	49.5	2	0	54	0	38.3
12/18	JAX vs. IND	L	3	129	43.0	0	1	54	0	40.3
12/28	JAX at BLT	L	4	186	46.5	1	0	57	0	41.5
2008 Totals			59	2,521	42.7	10	8	61	0	34.1

**2007 New Orleans Saints**

Date	Opp.	W/L	No	Yds	Avg	TB	In 20	Lg	Blk	Net
9/6	at IND	L	5	242	48.4	0	2	61	0	42.6
9/16	at TB	L	4	177	44.3	0	0	52	0	38.0
9/24	TEN	L	3	160	53.3	0	2	54	0	39.0
10/7	CAR	L	2	78	39.0	0	1	43	0	36.0
10/14	at SEA	W	6	259	43.2	2	2	54	0	32.7
10/21	ATL	W	5	194	38.8	0	1	45	0	31.4
10/28	at SF	W	4	159	39.8	0	2	45	0	34.0
11/4	JAX	W	3	133	44.3	0	2	49	0	34.3
11/11	SL	L	3	129	43.0	1	1	48	0	36.3
11/18	at HST	L	3	144	48.0	0	0	55	0	37.7
11/25	at CAR	W	5	213	42.6	1	2	51	0	36.2
12/2	TB	L	6	257	42.8	0	1	54	0	41.3
12/10	at ATL	W	3	116	38.7	0	0	41	0	36.7
12/16	ARZ	W	2	97	48.5	0	0	53	0	35.5
12/23	PHI	L	4	194	48.5	0	3	61	0	48.3
12/30	at CHI	L	5	205	41.0	0	1	50	0	28.2
2007 Totals			63	2,757	43.8	4	20	61	0	37.2

2006 New Orleans Saints

Date	Opp.	W/L	No	Yds	Avg	TB	In 20	Lg	Blk	Net
9/10	at CLV	W	3	135	45.0	0	0	49	0	31.3
9/17	at GB	W	4	186	46.5	1	0	52	0	39.0
9/25	ATL	W	6	245	40.8	0	3	53	0	37.2
10/1	at CAR	L	5	230	46.0	0	1	54	0	45.4
10/8	TB	W	8	358	44.8	0	2	54	0	37.3
10/15	PHI	W	5	235	47.0	2	1	51	0	37.0
10/29	BLT	L	2	89	44.5	0	0	45	0	39.0
11/5	at TB	W	6	242	40.3	1	1	54	0	35.0
11/12	at PIT	L	2	79	39.5	1	1	40	0	29.5
11/19	CIN	L	5	186	37.2	1	1	45	0	29.8
11/26	at ATL	W	6	265	44.2	1	2	56	0	37.7
12/3	SF	W	5	210	42.0	0	1	47	0	40.4
12/10	at DAL	W	4	191	47.8	0	0	53	0	42.5
12/17	WAS	L	6	281	46.8	1	1	55	0	39.2
12/24	at NYG	W	5	213	42.6	2	1	59	0	33.0
12/31	CAR	L	5	224	44.8	0	4	55	0	42.6
2006 Totals			77	3,369	43.8	10	19	59	0	37.5

2006 Postseason

Date	Opp.	W/L	No	Yds	Avg	TB	In 20	Lg	Blk	Net
1/13	PHI	W	3	121	40.3	0	1	47	0	36.0
1/21	at CHI	L	5	194	38.8	1	1	45	0	30.0
Totals			8	315	39.4	1	2	47	0	32.3



55
LINEBACKER

JAMAAL WESTERMAN

6-3 / 255 / Rutgers
25 years old (as of opening weekend)
Brampton, Ontario, Canada/
Notre Dame Secondary School
EXPERIENCE: NFL: 2 / Jets: 2nd
ACQUIRED: Undrafted FA (5/1/09)

CAREER HIGHLIGHTS

- ◇ Made the 53-man roster as an undrafted free agent in 2009 and saw action in 14 games, recording five tackles, one sack and two fumble recoveries.
- ◇ Registered the first sack of his career vs. Houston on 9/13/09.

CAREER TRANSACTIONS

- ◇ 5/1/09, NYJ, Signed, Undrafted FA

SEASON-BY-SEASON REVIEW

2009 (JETS) Saw action in 14 games, seeing the majority of his playing time on special teams...Finished the season with five tackles, one sack and two fumble recoveries...Collected 14 tackles on special teams. **POSTSEASON: (1/9 at CIN)**...Posted three special teams tackles. **SEASON HIGHLIGHTS (1/3 vs. CIN)**...Contributed to a defensive unit that held the Bengals to 72 total yards...Recovered a James Iheigbo forced fumble and returned it 39 yards...Finished with three special teams tackles...Registered one tackle on defense. **(11/1 vs. MIA)**...Recovered a muffed punt by Davone Bess...The recovery marked the first of his career...Was inactive for 10/12 at MIA and 9/27 vs. TEN...**(9/13 at HST)**...Played his first NFL game in the season opener and recorded the first sack of his career on Matt Schaub.

BEFORE THE NFL

- ◇ Four-year letterwinner and three-year starter at Rutgers, was a second-team All-BIG East selection in 2006 and 2008...For his career, Westerman finished with 26 sacks, third-highest in school history, in 50 career games, and totaled 141 tackles, including 45 behind the line of scrimmage.

- ◇ Led the Scarlet Knights with six sacks in 12 games...Ended the season with 33 tackles in 2008.
- ◇ Enrolled in Rutgers in January 2004 to take part in spring practice before his freshman season.
- ◇ Played at Notre Dame Academy in Brampton, Ontario...Four-year starter who led team in tackles and sacks as a senior. Also led league in tackles, sacks and tackles-for-loss.

OFF THE FIELD

- ◇ Born Jamaal Akeem Westerman in Brooklyn, NY.
- ◇ Family moved to Ft. Lauderdale, FL...Played his freshman season at St. Thomas Aquinas HS in Ft. Lauderdale before moving to Ontario and enrolling at Notre Dame Secondary School.
- ◇ Both his parents hail from Barbados.
- ◇ Graduated from Rutgers in May 2008 with a degree in labor-employee relations and a minor in sociology.
- ◇ Pursuing his Masters in labor-employment relations.
- ◇ Visited P.G. Chambers School to celebrate the completion of a new adaptive fitness area as part of the Jets partnership with Hometown Huddle and the United Way of Morris County.



JAMAAL WESTERMAN'S CAREER STATISTICS

Year/Tm	G/S	TT	S	A	Sk	Yds	Int	Yds	Lg	TD	PD	FF	FR	Yds	TD
09/NYJ	14/0	5	5	0	1	13	-	-	-	-	-	-	2	39	-
Totals	14/0	5	5	0	1	13	0	0	0	0	0	0	2	39	0

Additional Statistics

Special Teams Tackles: 14 (career): 14 (2009)

Career Bests

Tackles: 1 (five times, last 1/3/10 vs. CIN)

Sacks: 1 (9/13/09 at HST)

Solo Tackles: 1 (five times, last 1/3/10 vs. CIN)

CAREER POSTSEASON STATISTICS

Year/Tm	G/S	TT	S	A	Sk	Yds	Int	Yds	Lg	TD	PD	FF	FR	Yds	TD
09/NYJ	3/0	-	-	-	-	-	-	-	-	-	-	-	-	-	-
Totals	3/0	0	0	0	0	0	0	0	0	0	0	0	0	0	0

Additional Statistics

Special Teams Tackles: 4 (career): 4 (2009)

JAMAAL WESTERMAN GAME-BY-GAME

2009 New York Jets

Date	Opp	W/L	P	S	TT	S	A	Sk	Yds	Int	Yds	Lg	TD	PD	FF	FR	Yds	TD	ST
9/13	at HST	W	1	0	2	2	0	1.0	13	-	-	-	-	-	-	-	-	-	1
9/20	NE	W	1	0	-	-	-	-	-	-	-	-	-	-	-	-	-	-	1
9/27	TEN	W								INACTIVE									
10/4	at NO	L	1	0	-	-	-	-	-	-	-	-	-	-	-	-	-	-	-
10/12	at MIA	L								INACTIVE									
10/18	BUF	L	1	0	-	-	-	-	-	-	-	-	-	-	-	-	-	-	-
10/25	at OAK	W	1	0	-	-	-	-	-	-	-	-	-	-	-	-	-	-	-
11/1	MIA	L	1	0	-	-	-	-	-	-	-	-	-	-	-	1	0	0	1
11/15	JAX	L	1	0	-	-	-	-	-	-	-	-	-	-	-	-	-	-	1
11/22	at NE	L	1	0	-	-	-	-	-	-	-	-	-	-	-	-	-	-	2
11/29	CAR	W	1	0	-	-	-	-	-	-	-	-	-	-	-	-	-	-	1
12/3	at BUF	W	1	0	-	-	-	-	-	-	-	-	-	-	-	-	-	-	1
12/13	at TB	W	1	0	1	1	0	-	-	-	-	-	-	-	-	-	-	-	1
12/20	ATL	L	1	0	-	-	-	-	-	-	-	-	-	-	-	-	-	-	1
12/27	at IND	W	1	0	1	1	0	-	-	-	-	-	-	-	-	-	-	-	1
1/3	CIN	W	1	0	1	1	0	-	-	-	-	-	-	-	-	1	39	0	3
2009 Totals			14	0	5	5	0	1.0	13	0	0	0	0	0	0	2	39	0	14

2009 Postseason

Date	Opp	W/L	P	S	TT	S	A	Sk	Yds	Int	Yds	Lg	TD	PD	FF	FR	Yds	TD	ST
1/9	at CIN	W	1	0	0	0	0	-	-	-	-	-	-	-	-	-	-	-	3
1/17	at SD	W	1	0	0	0	0	-	-	-	-	-	-	-	-	-	-	-	0
1/24	at IND	L	1	0	0	0	0	-	-	-	-	-	-	-	-	-	-	-	1
Totals			3	0	0	0	0	0.0	0	0	0	0	0	0	0	0	0	0	4



27
RUNNING BACK

DANNY WOODHEAD

5-9/195/Chadron State
26 years old (as of opening weekend)

North Platte, NE/North Platte HS
EXPERIENCE: NFL: 3 / Jets: 3rd
ACQUIRED: Undrafted FA, 5/2/08

CAREER HIGHLIGHTS

- ◇ After initially joining the Jets as an undrafted running back, showed his versatility with a position switch to WR to help after injuries to Jericho Colchery and Brad Smith.
- ◇ Has averaged 4.3 yards per carry (15 carries for 64 yards) and 10.9 yards per reception (eight catches for 87 yards) in his career.

CAREER TRANSACTIONS

- ◇ 1/25/10, NYJ, Re-Signed, Exclusive Rights
- ◇ 10/17/09, NYJ, Signed, Active Roster
- ◇ 9/9/09, NYJ, Signed, Practice Squad
- ◇ 9/6/09, NYJ, Waived
- ◇ 8/30/08, NYJ, IR
- ◇ 7/26/08, NYJ, Waived, Injured
- ◇ 5/2/08, NYJ, Signed, Undrafted FA

SEASON-BY-SEASON REVIEW

2009 (JETS) Spent the first five weeks of the season on the practice squad before joining the active roster prior to week six game vs. BUF...Re-joined the active roster as a WR and appeared in 10 of the final 11 regular-season games as both a RB and WR...Recorded 15 carries for 64 yards and eight receptions for 87 yards for the season... Contributed on special teams as well with six tackles (three solo). **POSTSEASON:** Active for the first two postseason games...Saw action on offense recording one reception for minus-one yard. **SEASON HIGHLIGHTS: (12/13 at TB)**...Rushed four times for 17 yards and caught three passes for 35 yards, including a conversion on third-and-three with a 24-yard pass from Kellen Clemens that set up a Jets' field goal. **(11/29 vs. CAR)**...Collected the first reception of his career when he caught a seven-yard pass from Mark Sanchez in the third quarter. **(10/25 at OAK)**... Recorded the first carries of his career when he came in late in the fourth quarter to run out the clock...Converted a third-and-two with a gain of 16 yards as the Jets preserved the 38-point shutout win...Contributed three special teams tackles. **(10/18 vs. BUF)**... Named a game captain and saw action on offense at WR in NFL debut.

2008 (JETS) Placed on injured reserve with an injury suffered in training camp.

BEFORE THE NFL

- ◇ Won two consecutive Harlon Hill Trophies honoring the best player in Division II, rushed for 7,962 yards, which was the most in NCAA history at the time, and his 9,749 all-purpose yards is second all-time...Scored in 38 straight games, rushed for more than 200 yards in 19 games, second all-time in scoring with 654 points and 109 career touchdowns tied the all-time record.
- ◇ In 2007, finished with 1,597 yards, scored 21 touchdowns, and added 38 catches for 484 yards and two touchdowns.
- ◇ His 2,756 rushing yards in 2006 is an all-time NCAA record.
- ◇ The *Associated Press* Little All-American Team, Rocky Mountain Athletic Conference First Team (four consecutive years), Daktronics Southwest Region First Team, Daktronics NCAA Division II Second Team, three-time RMAC Offensive Player of the Year and Academic All-American.
- ◇ Nebraska Gatorade Player of the Year, offensive captain of the *Omaha World-Herald* and *Lincoln Journal Star* all-class, all-state teams and *Huskerland Prep Report* Player of the Year for North Platte High School.
- ◇ Selected by *Omaha World-Herald* and *Lincoln Journal Star* as 2003-04 High School Male Athlete of the Year.
- ◇ Rushed for 2,037 yards and scored 31 touchdowns as a senior and 4,891 yards and 76 touchdowns in his career, both Class A state records, and had 6,527 all-purpose yards.

OFF THE FIELD

- ◇ Nebraska's leading basketball scorer his senior season at North Platte HS, averaging 26 points per game.
- ◇ Visited the Mercy First Hospital and participated in the Project Hope Visit at Times Square Church in 2008.
- ◇ Math education major.
- ◇ Wife, Stacia.

DANNY WOODHEAD'S CAREER STATISTICS

Year/Tm	G/S	Rush	Rushing				Receiving				
			Yds	Avg	Lg	TD	Rec	Yds	Avg	Lg	TD
08/NYJ						INJURED RESERVE					
09/NYJ	10/0	15	64	4.3	16	-	8	87	10.9	24	-
Totals	10/0	15	64	4.3	16	0	8	87	10.9	24	0

Additional Statistics

Special Teams Tackles: 6 (Career): 6 (2009)

Kickoff Returns: 1-16 (Career): 1-16 (2009)

Career Bests

Rushing Attempts: 6 (1/3/10 vs. CIN)

Longest Rush: 16 (10/25/09 at OAK)

Receiving Yards: 35 (12/13/09 at TB)

Rushing Yards: 24 (10/25/09 at OAK)

Receptions: 3 (12/13/09 at TB)

Longest Reception: 24 (12/13/09 at TB)

CAREER POSTSEASON STATISTICS

Year/Tm	G/S	Rush	Yds	Rushing			Lg	TD	Rec	Receiving			Lg	TD
				Avg						Yds	Avg			
09/NYJ	2/0	-	-	-			-	-	1	-1	-1.0		-1	-
Totals	2/0	0	0	0.0			0	0	1	-1	-1.0		-1	0


67
RIGHT TACKLE

DAMIEN WOODY

6-3 / 330 / Boston College

32 years old (as of opening weekend)

Beaverdam, VA/Patrick Henry HS

EXPERIENCE: NFL: 12 / Jets: 3rd

ACQUIRED: UFA (DET, 3/4/08)

ENTERED NFL: NE D1a (17), 1999 NFL Draft

CAREER HIGHLIGHTS

- ◇ Played 160 regular-season games in his career, starting 153, in addition to seven postseason starts.
- ◇ Right tackle on 2008 Jets' offensive line in which all five players started all 16 games and running game set franchise record gaining 4.7 yards per carry.
- ◇ Started games at center (76), right guard (40) and right tackle (37) in his career.
- ◇ Pro Bowl selection as a center in 2002.
- ◇ Played for two Super Bowl championship teams for NE (XXXVI and XXXVIII), though he only played in one Super Bowl (XXVI vs. SL at NO), due to injury.

CAREER TRANSACTIONS

- ◇ 3/4/08, NYJ, Signed, UFA (DET)
- ◇ 10/11/06, DET, IR
- ◇ 3/5/04, DET, Signed, UFA (NE)
- ◇ 1/17/04, NE, IR
- ◇ 4/17/99, NE, *D1 (17)

*NE acquired D1 (17) from SEA for D1 (20, Ebenezer Ekuban), D3 (82, Karsten Bailey) and D6 (191, CLV - James Dearth)

SEASON-BY-SEASON REVIEW

2009 (Jets) Contributed to the Jets' rushing attack that finished number-one in the NFL, averaging 172.3 yards per game (4.5 yards per rush) and set the franchise season rushing record with 2,756 rushing yards...Part of an offensive line in which all five players started 32 consecutive regular-season games together (dating back to the start of the 2008 season) and three postseason games, the longest current streak in the NFL. **POSTSEASON HIGHLIGHTS:** Started all three postseason games at right tackle...(1/17 at SD)...Paved the way for the Jets' 169 rushing yards...Blocked for Shonn Greene's second-consecutive postseason game with more than 100 yards (128) and a touchdown. (1/9 at CIN)...Part of an offensive line that helped clear the way for 171 rushing yards on 41 carries (4.2 avg.), including four rushing touchdowns...Helped Shonn Greene rush for 135 yards, an amount that ties for second highest rushing total in Jets postseason history, and a touchdown. **SEASON HIGHLIGHTS: (1/3 vs. CIN)**...Part of a unit that helped the Jets offensive gain 257 rushing yards on a season-high 57 carries...Marked the fifth time this season the Jets passed the 200-yard rushing mark. (12/27 at IND)...Helped clear the way for the team's 202 rushing yards, including Thomas Jones' sixth game this season with more than 100 yards (105). (12/13 at TB)...Helped block

for the team's fifth game this season with at least 175 rushing yards...Part of an offensive line that helped the Jets score 26 points, gain 310 yards in 67 offensive plays (4.6 avg.) and maintain possession for 34:06. **(12/3 at BUF)**...Cleared the way for a rushing attack that gained 249 yards on 43 carries, including Jones' sixth game this season with more than 100 rushing yards. **(10/25 at OAK)**...Contributed to an offensive unit that produced 316 rushing yards, making the Jets the sixth team in NFL history to rush for 300-or-more yards in back-to-back games...Helped the team score four rushing touchdowns. **(10/18 vs. BUF)**...Key to Jets ground game that produced the second highest rushing total in franchise history (318 yards on 40 carries)...Helped Jones set a franchise record with 210 rushing yards on 22 carries, including a 71-yard touchdown run (second longest rushing TD in team history).

2008 (JETS) Part of an offensive line in which all five players started all 16 games...First-time Pro Bowler Thomas Jones led the AFC in rushing (1,312 yards) as the Jets finished ninth in rushing in the NFL (125.3 per game) and fifth in yards per carry (4.7). **SEASON HIGHLIGHTS: (12/14 vs. BUF)**...Helped pave the way for the Jets' 165 yards rushing and 6.5 yards per carry average, including a 47-yard touchdown run by Leon Washington. **(11/30 vs. DEN)**...Key to Jets' ground game, which averaged 7.5 yards per carry, featuring 138 yards and two touchdowns by Jones. **(11/23 at TEN)**...Played a role in Jets' 192-yard rushing performance in victory over previously unbeaten TEN, which included a 61-yard touchdown run by Washington. **(11/9 vs. SL)**...Line led the way for the Jets' 206-yard rushing performance on 43 carries, while allowing no sacks in victory. **(10/19 at OAK)**...Offensive line played key role in aiding Jets' running backs to rush for season-high 242 yards on 33 carries (7.3 yards per carry).

2007 (DET) Started eight of the 13 games he played...Started the season at right guard, finished the season as the team's starting right tackle. **SEASON HIGHLIGHTS: (12/2 vs. MIN)**...Started the first game of his career at right tackle. **(11/14 vs. DEN)**...Played both right guard and center. **(9/9 at OAK)**...Started the first of three games at right guard.

2006 (DET) Started the first five games of the season at right guard before he was lost for the season due to injury...Placed on injured reserve, 10/11.

2005 (DET) Played and started all 16 games at right guard for the second-straight season...Helped the offensive line allow only 10 sacks the second half of the season, including one-or-less in seven of the last eight games, despite going back and forth between starting quarterbacks Joey Harrington (five starts) and Jeff Garcia (three starts).

SEASON HIGHLIGHTS: (10/9 vs. BAL)...Helped the Lions' ground game rush for four touchdowns, which were the most rushing touchdowns the Ravens have allowed in a game in franchise history, including Shawn Bryson's career-long 77-yard touchdown run which was the longest run from scrimmage ever yielded by the Ravens.

2004 (DET) Started every game at right guard in his first season with DET...Voted Eric Andolsek Top Offensive Lineman and offensive team captain by his teammates...Helped Jones become the fifth player in DET history to top 1,000 yards rushing in a single season. **SEASON HIGHLIGHTS: (12/12 at GB)**...Led the way for Kevin Jones to post more than 150 yards rushing for the second consecutive week, the first DET rookie back to accomplish that. **(12/5 vs. ARZ)**...Paved the way for Jones' 196-yard effort, the second-highest single-game rushing total ever by a Lions rookie.

2003 (NE) Played and started in 14 games as a center, missing games for the first time in his five-year career...Placed on injured reserve, 1/17. **POSTSEASON: (1/10 vs. TEN)**...Team allowed no sacks in 41 pass attempts. **SEASON HIGHLIGHTS: (11/30 at IND)**...Recovered a key fumble on the goal line after Joe Andruzzi caught a deflected Tom Brady pass and was stripped of the ball. **(11/3 at DEN)**...Member of an offensive line that did not allow a sack on 35 pass attempts in a 30-26 come-from-behind victory...Supplied Brady with time in the pocket, allowing him to throw for 350 passing yards. **(10/5 vs. TEN)**...Opened holes for NE rushers to gain 161 yards on 27 carries (6.0 avg.) and three touchdowns, the most productive rushing output for NE in five years.

2002 (NE) Played in all 16 games, starting 15, earning a Pro Bowl selection as a center...Part of offensive line that allowed only 31 sacks. **SEASON HIGHLIGHTS: (9/15 at NYJ)**...Line allowed no sacks on 35 passing attempts and cleared the way for a season-high 163 yards rushing.

2001 (NE) Played in 16 games, starting 15 at center...Selected to Dr. Z's All-Pro team in *Sports Illustrated*, as well as earning second-team All-Pro honors from *Football Digest*. **POSTSEASON:** Started all three games on the NE Super Bowl run. **(2/3 vs. SL, Super Bowl XXXVI)**, Started at center and was part of an offensive line that led the way for a game-high 133 yards rushing on 25 attempts (5.3 avg.) in the 20-17 victory. **SEASON HIGHLIGHTS: (12/22 vs. MIA)**...Powered NE offense to a season-high 196 yards rushing on 44 carries (4.5 avg) and their fourth 100-yard rusher of the season (Antowain Smith, 156 yards). **(11/25 vs. NO)**...Led the way for the offense to gain a season-high 432 yards of total offense, including 191 yards rushing on 38 carries (5.0 avg) and their third 100-yard rusher in four games (Smith, 111 yards).



2000 (NE) Started all 16 games at center, as NE runners had six 100-yard rushing games. **SEASON HIGHLIGHTS: (12/17 vs. BUF)**...Blocked for rushing attack which amassed a season-high 189 rushing yards. **(10/22 vs. IND)**...Cleared the way for 155 yards rushing and 11 first-downs rushing, while not surrendering a sack.

1999 (NE) Started every game at center and earned All-Rookie Team honors from *Pro Football Weekly*, *College & Pro Football Newsweekly*, *Football News* and *Football Digest*...Only the fourth offensive lineman to start every game as a rookie for NE since 1973...First center to be drafted in the first round (17th overall) since CLV selected Steve Everitt in the first round (14th overall) in 1992. **SEASON HIGHLIGHTS: (12/26 vs. BUF)**...Compiled a season-high 158 yards rushing (4.6 avg.). **(12/5 vs. DAL)**...Centered an offensive line which helped power the offense to more than 100 yards rushing for the fifth time of the year, and sheltered Drew Bledsoe, allowing just one sack. **(10/3 vs. CLV)**...Helped NE post a season-high with 451 yards of total offense.

BEFORE THE NFL

- ◇ Three-year starter at Boston College (1996-98), who was responsible for making the offensive line blocking calls.
- ◇ Earned All-Big East Conference first-team honors in 1998 as a junior, after starting every game at center, and opened holes for running back Mike Cloud, who led the Big East and ranked third in the country with 1,787 yards rushing (156.9 ypg).
- ◇ Paved the way for Cloud's school record of 10, 100-yard games.
- ◇ Started all 11 games during his sophomore season and was voted All-Big East second-team choice.
- ◇ Attended Patrick Henry (VA) High and earned All-State honors while leading his school to a 14-0 record and the 1994 Division Five state championship.
- ◇ Captured All-Metro, All-Region and All-District accolades as well as *USA Today* All-American honorable mention honors.
- ◇ Member of the *Roanoke Times* Top 25 and the *Richmond Times-Dispatch* Top 30.

OFF THE FIELD

- ◇ Born Damien Michael Woody in Beaverdam, VA.
- ◇ He and his wife, Nicole, have six children: Kamille, Jalynn, Alexandra, Domonique, Deuce and Dontrell.
- ◇ His, foundation, Woody's Kids, helps families of ill children.
- ◇ Donated tickets and two all-expense paid trips to Walt Disney World in Florida to the Rosemary Hockney Foundation, which offers two types of grants to families affected by cancer... The first provides scholarships for children whose families are experiencing cancer-related financial difficulties...

The second type are financial grants that directly pay the household bills of the families in need.

- ◇ Enjoys "CSI"...Favorite actor is Denzel Washington.
- ◇ Interested in television broadcasting following his football career.
- ◇ Boston College coaches nicknamed Woody "The Dominator" during spring drills before his sophomore year.
- ◇ Idolized Bruce Smith growing up, and wore number 78 in high school.
- ◇ Presented more than 4,500 cans of Campbell's Chunky Soup to the Greater Boston Food Bank as part of Chunky's 2001 NFL Tackling Hunger Program.
- ◇ Played a part on two championship teams nicknamed the Patriots...He helped lead his high school team, the Patrick Henry High Patriots (Beaverdam, VA), to a 14-0 record and a Division Five State Group AAA championship in 1994, and in 2001 and 2003 he helped the New England Patriots to Super Bowl titles.

DAMIEN WOODY'S CAREER STATISTICS

GAMES PLAYED/GAMES STARTED: Career: (160/153) [7/7]; 2009 (16/16) [3/3]; 2008 (16/16); 2007 (13/8); 2006 (5/5); 2005 (16/16); 2004 (16/16); 2003 (14/14) [1/1]; 2002 (16/15); 2001 (16/15) [3/3]; 2000 (16/16); 1999 (16/16).



98
DEFENSIVE
LINE

RODRIQUE WRIGHT

6-5/300/Texas
26 years old (as of opening weekend)

Houston, TX/Alief Hastings HS
EXPERIENCE: NFL: 4 / Jets: 1ST
ACQUIRED: Signed, Free Agent (3/15/10)
ENTERED NFL: MIA D7b (226), 2006 NFL Draft

CAREER HIGHLIGHTS

- ◇ Veteran of 13 games NFL games with nine career starts.
- ◇ Collected 37 tackles (27 solo), 1.5 sacks, one pass defended and one fumble recovery in his career, all of which came in 2007.
- ◇ Made his postseason debut for MIA in 2008 after being inactive for all 16 regular-season games.

CAREER TRANSACTIONS

- ◇ 3/15/10, NYJ, Signed, Free Agent
- ◇ 9/5/09, MIA, Waived
- ◇ 8/29/06, MIA, Reserve/NFI
- ◇ 4/30/06, MIA, D7b (226)

SEASON-BY-SEASON REVIEW

2008 (MIA) Inactive for all 16 regular-season games.
POSTSEASON: (Wild Card: 1/4 vs. BLT)...Appeared in his first game that season on defense but did not record any stats.

2007 (MIA) Made NFL debut appearing in 13 games with nine starts...Recorded 37 tackles (27 solo), 1.5 sacks and one fumble recovery. **SEASON HIGHLIGHTS: (12/16 vs. BLT)**...Recorded five tackles (all solo) to establish a new career best in solo tackles and picked up his first full sack as he brought down Kyle Boller in the season's first win. **(11/26 at PIT)**...Set a career-high with seven tackles (two solo) and along with teammate Channing Crowder dropped Ben Roethlisberger for his first-career half-sack. **(10/7 at HST)**...Made his first-career start and collected three tackles (two solo) and recorded his first-career pass defended and fumble recovery when he retrieved a Matt Schaub fumble

after a Jason Taylor sack. **(9/30 vs. OAK)**...After spending the first three weeks on the inactive list, he played in his first career game, recording four tackles (three solo).

2006 (MIA) Placed on the Reserve/Non-Football Injury list on 8/29 because of an injury he sustained in college.

BEFORE THE NFL

- ◇ Started 45 of his 50 career games in a highly productive college career at Texas that saw him amass 227 tackles, 41 tackles for a loss, 17.5 sacks, six forced fumbles and one fumble recovery which he returned 67 yards for a touchdown.
- ◇ Won the National Championship as a senior in 2005, posting 46 tackles, 13 tackles-for-loss and 4.5 sacks.
- ◇ Earned a consensus All-America selection and the Big 12 Defensive Player of the Year in his senior season, was a first-team all-conference selection as a junior and was also named the Big 12's Freshman of the Year.
- ◇ First-team All-America pick by *USA Today* and a *Parade* All-American as a senior in high school.
- ◇ Started for two seasons at Alief Hastings high school, finishing those seasons with 196 tackles, 15 sacks, three fumble recoveries and three block PATs.

OFF THE FIELD

- ◇ Education major.
- ◇ Has a son named Elijah Rodrique Wright.
- ◇ Uncle, Elmo Wright, was a first-round selection of the Kansas City Chiefs in 1971 and cousin, Cedric Woodard, played for the University of Texas from 1996-99 and the Seattle Seahawks from 2001-04.



RODRIQUE WRIGHT'S CAREER STATISTICS

Year/Tm	G/S	TT	S	A	Sk	Yds	Int	Yds	Lg	TD	PD	FF	FR	Yds	TD
06/MIA															
07/MIA	13/9	37	27	10	1.5	5.5	-	-	-	-	1	-	1	0	-
08/MIA															
NFL Tot	13/9	37	27	10	1.5	5.5	0	0	0	0	1	0	1	0	0

Career Bests

Tackles: 7 (11/26/07 at PIT)

Solo Tackles: 5 (12/16/07 vs. BLT)

Sacks: 1 (12/16/07 vs. BLT)

CAREER POSTSEASON STATISTICS

Year/Tm	G/S	TT	S	A	Sk	Yds	Int	Yds	Lg	TD	PD	FF	FR	Yds	TD
08/MIA	1/0	-	-	-	-	-	-	-	-	-	-	-	-	-	-
NFL Tot	1/0	0	0	0	0.0	0.0	0	0	0	0	0	0	0	0	0

RODRIQUE WRIGHT GAME-BY-GAME

2007 Miami Dolphins

Date	Opp	W/L	P	S	TT	S	A	Sk	Yds	Int	Yds	Lg	TD	PD	FF	FR	Yds	TD
9/9	at WAS	L																
9/16	DAL	L																
9/23	at NYJ	L																
9/30	OAK	L	1	0	4	3	1											
10/7	at HST	L	1	1	3	2	1											
10/14	at CLV	L	1	1	2	2	0											
10/21	NE	L	1	1	2	2	0											
10/28	NYG	L	1	1	1	1	0											
11/11	BUF	L	1	0	1	0	1											
11/18	at PHI	L	1	1	3	3	0											
11/26	at PIT	L	1	1	7	2	5	0.5	0.5									
12/2	NYJ	L	1	1	4	4	0											
12/9	at BUF	L	1	1	4	3	1											
12/16	BLT	W	1	1	5	5	0	1	5.0									
12/23	at NE	L	1	0	1	0	1											
12/30	CIN	L	1	0	0	0	0											
2007 Totals			13	9	37	27	10	1.5	5.5	0	0	0	0	1	0	1	0	0

DRAFT PICKS



20
CORNERBACK

KYLE WILSON

5-10 / 194 / Boise State
23 years old (as of opening weekend)
Piscataway, NJ/Piscataway HS
EXPERIENCE: NFL: R / Jets: 1st
ACQUIRED: D1 (29), 2010 NFL Draft

CAREER TRANSACTIONS

◇ 4/29/10, NYJ, D1 (29)

BEFORE THE NFL

- ◇ Played in 50 games, with starts in the last 45 at cornerback. Recorded 11 interceptions, two touchdowns (one was a 71-yard interception return), 27 passes defended, 160 tackles (126 solos), two sacks, two forced fumbles, one fumble recovery and one blocked kick.
- ◇ His 45 consecutive starts was the longest streak among active Boise State players.
- ◇ Returned 63 punts for 793 yards (12.6 avg.) and three touchdowns...His 63 punt returns rank as the third-most in school history...His average of 12.59 yards per return rank as the fourth-highest career mark in school history.
- ◇ In 2009, earned second-team All-American by The NFL Draft Report, *Associated Press* and the Walter Camp Football Foundation...First-team All-WAC choice by the league's head coaches...Added Academic All-WAC accolades...Named to the preseason watch lists for the Chuck Bednarik Award (top defensive player), Bronko Nagurski Award (top defensive player), and Jim Thorpe Award (top defensive back)...Ranked eighth on the team with 43 tackles (31 solos), one sack and three Interceptions...Returned two interceptions

for touchdowns...Returned 24 punts for 250 yards for an average of 10.42

- ◇ In 2008, started all 13 games at left cornerback and hauled in five interceptions, 10 passes defended and 35 tackles...his performance garnered first-team All-Wac honors as a cornerback and second-team accolades as a return specialist...Earned academic all-conference honors for the third-straight season.
- ◇ In 2007, started all 13 games at left cornerback and collected 41 tackles, two interceptions, eight passes deflected and an interception...Also blocked an extra point...Selected All-WAC second-team choice in his first year as a full-time starter, adding Academic All-Conference honors.
- ◇ In 2006, started five-of-10 games played and registered 41 tackles, one forced fumble, one fumble recovery, five passes defended and an interception.

OFF THE FIELD

- ◇ Helped lead Piscataway High School to three-straight state championships, undefeated seasons in 2002 and 2004, and a 33-3 overall record.
- ◇ Named MVP of New Jersey state championship game as a junior and senior.
- ◇ Majored in communications at Boise State.

KYLE WILSON'S COLLEGIATE CAREER STATISTICS

Year/Tm	G/S	TT	S	A	Sk	Yds	Int	Yds	Lg	TD	PD	FF	FR	Yds	TD
06/BSU	10/5	41	33	8	0.0	0.0	1	16	16	0	5	1	0	0	0
07/BSU	13/13	41	36	5	1.0	4.0	2	20	20	0	8	0	0	0	0
08/BSU	13/13	35	26	9	0.0	0.0	5	5	4	0	10	0	0	0	0
09/BSU	14/14	42	30	12	1.0	8.0	3	98	71t	2	5	0	0	0	0
Totals	50/45	159	125	34	2.0	12.0	11	139	71t	2	28	1	0	0	0

Additional Statistics

Punt Returns: 63-793-3TD, 12.6 per return (Career); 24-250, 10.4 per return (2009); 33-470-3TD, 14.2 per return (2008); 5-70, 14.0 per return (2007); 1-3, 3.0 per return (2006).

Kickoff Returns: 2-32, 16.0 per return (Career); 2-32, 16.0 per return (2009).



62
OFFENSIVE LINE

VLADIMIR DUCASSE

6-5 / 330 / Massachusetts
22 years old (as of opening weekend)

Stamford, CT/Stamford HS

EXPERIENCE: NFL: R / Jets: 1st

ACQUIRED: D2 (61), 2010 NFL Draft

CAREER TRANSACTIONS

- ◇ 4/23/10, NYJ, D2 (61)

BEFORE THE NFL

- ◇ In 2009, started all games at left tackle on an offensive line that allowed 17 sacks, third fewest in the CAA, and had a 100-yard rusher in seven games.
- ◇ Named a FCS First-Team All-American by the *Associated Press* in 2009.
- ◇ In 2008, started all games at left tackle and contributed to an offensive line that allowed six sacks, the fewest in the CAA and second in the NCAA...Offense had five games of more than 400 yards total offense, including a season-best 594 yards vs. Bryant (10/25)...Named to the CAA All-Conference First Team.
- ◇ In 2007, started 12 of 13 games for an offensive line that allowed just 15 sacks.
- ◇ In 2006, saw action in four games as a reserve lineman while playing as a true freshman.

- ◇ Started 20 consecutive games at Stamford High School for Head Coach Kevin Jones...Named first team All-Fairfield County and was selected to play in the Governors All-Star Game against Rhode Island.

OFF THE FIELD

- ◇ Born in Port Au Prince, Haiti.
- ◇ Son of Delinois Ducasse, who still resides in Haiti... Brother of Macarthur, Jeffrey and Gemima.
- ◇ Moved to Connecticut in 2002 with his brother, Macarthur, to live with his aunt and uncle, Virginia and Lezanoro Ducasse.
- ◇ Majored in African-American Studies.
- ◇ Lettered in basketball and track and field at Stamford (CT) High School...Captured league championship in the discus and was a runner-up in the shot put.

VLADIMIR DUCASSE'S COLLEGIATE STATISTICS

GAMES PLAYED/GAMES STARTED: Career: (40/35); 2009 (UMASS) (11/11); 2008 (UMASS) (12/12); 2007 (UMASS) (13/12); 2006 (UMASS) (4/0)



25
RUNNING BACK

JOE MCKNIGHT

5-11 / 194 / Southern California
23 years old (as of opening weekend)
River Ridge, LA/John Curtis HS
EXPERIENCE: NFL: R / Jets: 1st
ACQUIRED: D4 (112), 2010 NFL Draft

CAREER TRANSACTIONS

- ◇ 4/24/10, NYJ, *D4 (112)
- *Jets trade No. 124 (Eric Norwood) and No. 198 (David Gettis) to Carolina for No. 112 pick in the 2010 draft.

BEFORE THE NFL

- ◇ Finished his college career with 2,213 yards rushing to rank 14th on the school's career list...Surpassed 100 yards rushing in a game seven times in his career and accrued 100 all-purpose yards in a game 14 times in his career.
- ◇ As a junior, was again named All-Pac-10 honorable mention after leading the team with 1,014 yards and eight touchdowns on 164 carries and adding 22 receptions for 146 yards... Returned four punts for 41 yards and two kickoffs for 50 yards.
- ◇ Appeared in 11 of 13 games making one start as he rushed 89 times for 659 yards and two touchdowns and added 21 receptions for 193 yards and a touchdown...Returned nine punts for 53 yards...Received All-Pac-10 honorable mention.
- ◇ As a true-freshman, he played in all 13 games and started in the season-finale against Illinois...Ran for 540 yards and three touchdowns on 94 carries and caught 23 passes for 203 yards and one more touchdown...Chipped in with 19 punt returns for 160 yards.
- ◇ Spent the first two years of his high school career playing cornerback.

◇ As a senior in high school, garnered *Parade* All-American Co-MVP, *USA Today* All-USA first team, EA Sports All-American first team, *Super Prep* All-American, *Prep Star* All-American, Lemming All-American, *Super Prep* Elite 50, *Prep Star* 100, Rivals.com 100, *Super Prep* All-Southwest, *Prep Star* All-Southeast, Scout.com All-Southwest and All-State MVP.

◇ Finished his senior year with 1,928 all-purpose yards and 30 touchdowns...Had 711 rushing yards and 14 touchdowns on 46 carries, 739 receiving yards and 13 touchdowns on 24 catches and collected 268 yards on 12 punt returns and 173 yards on five kickoff returns...As a defensive back, contributed 10 tackles, eight deflections and one interception.

◇ Scored 22 touchdowns in his junior season, nine rushing, five receiving, four on punt returns, three on interception returns and one on a kickoff return...Displaced from his hometown by Hurricane Katrina and played two games for Evangel Christian Academy in Shreveport (LA) before finishing the season back at John Curtis.

OFF THE FIELD

- ◇ He also sprinted for John Curtis' track team, with a best of 10.4 in the 100 meters (he won the state 100 in 2006 and was second in 2007).
- ◇ He has a son, Jaiden.
- ◇ His sister, Johanna, was on the basketball (guard) and track (sprints/jumps) teams at Richmond.

JOE MCKNIGHT'S COLLEGIATE STATISTICS

Year/Tm	G/S	Rushing					Receiving					
		Rush	Yds	Avg	Lg	TD	Rec	Yds	Avg	Lg	TD	
07/USC	13/1	94	540	5.7	65	3	23	203	8.8	32	1	
08/USC	11/1	89	659	7.4	55	2	21	193	9.2	32	1	
09/USC	12/12	164	1014	6.2	54	8	22	146	6.6	24	0	
Totals	36/14	347	2213	6.4	65	13	66	542	8.2	32	2	

Additional Statistics

Punt Returns: 32-254 (Career); 4-41 (2009); 9-53 (2008); 19-160 (2007).

Kickoff Returns: 2-50 (Career); 2-50 (2009).



38

FULLBACK

JOHN CONNER

5-11 / 246 / Kentucky

23 years old (as of opening weekend)

West Chester, OH/Lakota West

EXPERIENCE: NFL: R / Jets: 1st

ACQUIRED: D5 (139), 2010 NFL Draft

CAREER TRANSACTIONS

◇ 4/24/10, NYJ, *D5 (139)

*Jets trade RB Leon Washington and No. 236 (Dexter Davis) to Seattle for No. 139 pick in the 2010 NFL draft.

BEFORE THE NFL

◇ Played in 54 games at Kentucky with 26 starts...Finished his career with 53 carries for 245 yards and four touchdowns and added 25 catches for 193 yards and four more touchdowns...Primarily served as a blocking back with a major role on special teams...Received a medical redshirt

in 2005 when he was injured three games into the season as a true-freshman walk-on.

◇ Two-year starter and team captain at Lakota West HS...As a senior was named first-team All-Greater Miami Conference and honorable-mention All-Southwest Ohio as he rushed for 1,100 yards and 14 touchdowns, averaging 6.3 yards per carry, as a senior.

OFF THE FIELD

◇ Son of John and Marion Conner.

◇ Completed his degree in kinesiology.

JOHN CONNER'S COLLEGIATE STATISTICS

Year/Tm	G/S	Rushing					Receiving				
		Rush	Yds	Avg	Lg	TD	Rec	Yds	Avg	Lg	TD
05/UK	3/0	-	-	-	-	-	-	-	-	-	-
06/UK	13/3	2	5	2.5	4	-	2	21	10.5	17	1
07/UK	13/4	6	37	6.2	16	2	7	37	5.3	9	2
08/UK	13/11	15	47	3.1	9	-	11	89	8.1	20	-
09/UK	12/8	30	156	5.2	39	2	5	46	9.2	25	1
Totals	54/26	53	245	4.6	39	4	25	193	7.7	25	4

Additional Statistics

Kickoff Returns: 2-21 (Career); 1-4 (2009); 1-17 (2008).

ROOKIES / FIRST-YEAR PLAYERS



KEVIN BASPED
51 LINEBACKER
6-4 • 254 • Nevada
22 years old (as of opening weekend)
EXPERIENCE: NFL: R JETS: 1st
Sacramento, CA/Florin High (CA)

CAREER TRANSACTIONS

- ◇ 4/30/10, NYJ, Signed, Undrafted FA

BEFORE THE NFL

- ◇ Played three seasons as a defensive end at the University of Nevada and recorded 23.5 sacks.
- ◇ As a senior, he earned second-team Western Athletic Conference all-league honors after he registered 9.5 sacks and 12.5 tackles for loss.
- ◇ Going into his junior season, he was named first-team Preseason All-WAC by *The Sporting News*...Named first-team Preseason All-WAC by *Phil Steele's College Football Preview*...Named first-team Preseason All-WAC by *Athlon Sports*...Named first-team Preseason All-WAC by *Lindy's*.
- ◇ In high school, recorded 18 sacks as a senior, which was second in the Sacramento-San Joaquin section.
- ◇ Played defensive end and tight end...Recorded 15 receptions for 259 yards as a senior and recovered three fumbles and blocked a punt.

OFF THE FIELD

- ◇ Son of Frances Basped and adoptive mother Kathy Navarro.
- ◇ Majored in criminal justice.



EZRA BUTLER
53 LINEBACKER
6-2 • 248 • Nevada
25 years old (as of opening weekend)
EXPERIENCE: NFL: 1 JETS: 1st
Port Elizabeth, So. Africa/
Calabasas H.S. (CA)

CAREER TRANSACTIONS

- ◇ 1/6/10, NYJ, Signed, Reserve/Future contract
- ◇ 5/28/08, SF, Waived
- ◇ 5/2/08, SF, Signed, Undrafted FA

BEFORE THE NFL

- ◇ Finished his collegiate career with 258 tackles, 17 sacks, six forced fumbles, five fumble recoveries, seven pass deflections and four interceptions, with two returned for a touchdowns.
- ◇ All-American candidate for preseason and postseason in 2007; team Defensive Player of the Year in 2007; named to the initial watch list for the 2007 Lombardi Award.
- ◇ In high school, earned first-team All-Frontier League honors as a junior and senior; named first-team All-Miramonte League honors in 2002.
- ◇ Selected as his high school team's Defensive Most Valuable Player in his last two seasons.

OFF THE FIELD

- ◇ Son of Jonathan Butler, a two-time Grammy nominated guitarist, songwriter, and music producer.
- ◇ Biological father was a cricket player for the West Indies.
- ◇ Born in South Africa and lived in England prior to moving to the United States at age 14.
- ◇ Majored in Speech Communications and minored in Health Ecology.

**T.J. CONLEY****8 PUNTER****6-3 · 220 · Idaho****25 years old (as of opening weekend)****EXPERIENCE: NFL: 1 / JETS: 1st****Walla Walla, WA/DeSales HS****CAREER TRANSACTIONS**

- ◇ 1/7/10, NYJ, Signed, Reserve/Future Contract
- ◇ 8/16/09, NYJ, Waived
- ◇ 5/1/09, NYJ, Signed, Undrafted FA

BEFORE THE NFL

- ◇ Named to the prestigious Walter Camp All-American Team as a first-team selection.
- ◇ Led the NCAA in punting in 2008 (47.4), and was a first-team all-WAC choice as he logged five games with averages of more than 50 yards.
- ◇ Set single-season records for punting average and punting yards (2,751) and is Idaho's career punting yardage leader with 9,242 yards.
- ◇ Class B-11 Player of the Year (Washington) who threw for 10,147 career yards as a quarterback, including 35 touchdowns his senior year alone.

OFF THE FIELD

- ◇ Also played basketball and baseball at DeSales...Earned all-state and all-conference recognition for four successive seasons and won state baseball championship four consecutive years.
- ◇ Named 2004 Blue Mountain Male Athlete of the Year... All-conference basketball and baseball in 2003, all-state baseball in 2003...Blue Mountain Athlete of the Year runner-up in 2002 and 2003.
- ◇ Graduated in Dec. 2008 with a degree in civil engineering.
- ◇ Born Timothy Joseph Conley Jr.

**JEFF CUMBERLAND****86 TIGHT END****6-4 · 249 · Illinois****23 years old (as of opening weekend)****EXPERIENCE: NFL: R / JETS: 1st****Columbus, OH/Brookhaven HS****CAREER TRANSACTIONS**

- ◇ 4/30/10, NYJ, Signed, Undrafted FA

BEFORE THE NFL

- ◇ Played in 46 games with 12 starts in his four years at Illinois...Finished with 59 receptions for 1,001 yards and 11 touchdowns...Added another 65 yards on three carries.
- ◇ Received honorable mention freshman All-America honors by The Sporting News as a freshman.
- ◇ Named to the Ohio News Network/Ohio High Magazine All-Ohio team and a PrepStar All-American after finishing with 25 catches for 801 yards and 13 touchdowns during the regular season in 2005.

OFF THE FIELD

- ◇ Majored in sport management.
- ◇ Raised by his grandmother, Rosline Cumberland.
- ◇ Chose Illinois over Ohio State, Minnesota, West Virginia and Marshall.

**BRITT DAVIS****19** WIDE RECEIVER**6-3 • 205 • Northern Illinois****24 years old (as of opening day)****EXPERIENCE: NFL: 1 / JETS: 1st****Melrose Park, IL/Riverside-Brookfield HS****CAREER TRANSACTIONS**

- ◇ 1/25/10, NYJ, Signed, Reserve/Future
- ◇ 11/17/09, NYJ, Signed, Practice Squad
- ◇ 9/5/09, NYJ, Waived
- ◇ 5/1/09, NYJ, Signed, Undrafted FA

BEFORE THE NFL

- ◇ Finished his career fifth on Northern Illinois' career-receptions list with 146 and totaled 1,676 career-receiving yards, 2,063 all-purpose yards and nine touchdowns in his career.
- ◇ Earned honorable-mention All-MAC as a sophomore after leading team with school sophomore-record 57 receptions for 731 yards and three touchdowns.
- ◇ Threw for 6,266 yards and 39 touchdowns, added 17 rushing touchdowns and 1,434 rushing yards on two state Class 5A playoff teams at Riverside-Brookfield (IL) HS.
- ◇ Started at defensive back and notched 80 tackles, eight deflections and four interceptions as sophomore.

OFF THE FIELD

- ◇ Corporate communications major with a minor in black studies.
- ◇ Son of Kevin Davis and Elanda Mayweather.
- ◇ Brother, Brandon Davis, plays tight end for NIU.
- ◇ Appeared at PS 46 – The Alley Pond School in 2010 to announce the donation of 13 SMART Board interactive whiteboards by Jets and Tequipment as part of the PENCIL Partnership Program.

**MARLON DAVIS****69** GUARD**6-3 • 295 • Alabama****23 years old (as of opening weekend)****EXPERIENCE: NFL: 1 JETS: 1st****Columbus, GA/Carver HS****CAREER TRANSACTIONS**

- ◇ 5/13/10, NYJ, Signed, FA
- ◇ 9/1/09, CLV, Waived
- ◇ 5/1/09, CLV, Signed, Undrafted FA

BEFORE THE NFL

- ◇ Four-year letterman at Alabama, where he started 26 contests... Co-winner of the 2008 Sylvester Croom Commitment to Excellence Award for his performance during spring practice.
- ◇ Named team's most valuable lineman every year of his high school career at Carver (GA) High School...Class 4A All-State pick as a senior.

OFF THE FIELD

- ◇ Full name is Marlon Frank Davis.
- ◇ Lists Donald Lawrence as favorite artist, Family Matters as favorite TV show and Not Another Teen Movie as favorite movie.

**ROBBY FELIX****59 CENTER****6-3 • 295 • UTEP****24 years old (as of opening weekend)****EXPERIENCE: NFL: 1 JETS: 1st****Corona, CA/Centennial HS****CAREER HIGHLIGHTS**

- ◇ Played for the Las Vegas Locomotives of the UFL during their inaugural season in 2009.

CAREER TRANSACTIONS

- ◇ 5/13/10, NYJ, Signed, FA
- ◇ 9/5/09, BLT, Waived
- ◇ 5/26/09, BLT, Signed, Undrafted FA

BEFORE THE NFL

- ◇ Started 46 consecutive games for UTEP, where the Miners ranked in the top 40 in both total offense and scoring offense in each of his four years...Earned first-team All-Conference USA honors in 2008.
- ◇ Three-year varsity letter winner at Centennial (CA) High School, where he played right tackle and defensive tackle... Selected as a first-team All-League and second-team All-County offensive lineman as a senior.

OFF THE FIELD

- ◇ Son of Larry Felix and Laura Ferro...His father played left guard at Boise State and his mother played volleyball at Boise State.
- ◇ Competed at the 215-pound weight for Centennial's wrestling team, where he was the Riverside County champion, league champion and CIF runner-up as a senior.
- ◇ Majored in Business at UTEP.

**DAN GAY****77 OFFENSIVE TACKLE****6-4 • 303 • BAYLOR****24 years old (as of opening weekend)****EXPERIENCE: NFL: 1 JETS: 2nd****Lafayette, LA/****St. Thomas More HS****CAREER HIGHLIGHTS**

- ◇ Spent the final month of the 2009 season on the Jets' practice squad.

CAREER TRANSACTIONS

- ◇ 2/12/10, NYJ, Signed, Reserve/Future Contract
- ◇ 12/16/09, NYJ, Signed, Practice Squad
- ◇ 8/31/09, SD, Waived
- ◇ 5/1/09, SD, Signed, Undrafted FA

BEFORE THE NFL

- ◇ Started 34-of-39 games for Baylor while playing his final three seasons on the offensive line after converting from a defensive tackle...Key contributor to a Baylor offensive line that helped generate 29 rushing touchdowns in 2009, the third-highest total in school history.
- ◇ Played one season at St. Thomas More Catholic High School as a senior...Earned honorable-mention all-district honors.

OFF THE FIELD

- ◇ Spent three seasons on St. Thomas More Catholic's varsity basketball team, earning honorable-mention all-district honors as a junior.
- ◇ Son of Dan and Jacqueline Gay.
- ◇ Graduated in December 2009 with a degree in speech communication.

**MARCUS HENRY****14 WIDE RECEIVER****6-4 • 216 • Kansas****24 years old (as of opening day)****EXPERIENCE: NFL: 1 / JETS: 1st
Lawton, OK/Eisenhower HS****CAREER HIGHLIGHTS**

- ◇ Has spent the last two seasons as a member of the Jets' practice squad after becoming the club's sixth-round selection in 2008.
- ◇ Made the initial 53-man roster in 2008 and spent the first two weeks on the inactive list before joining the practice squad on 9/24/08.

CAREER TRANSACTIONS

- ◇ 2/1/10, NYJ, Signed, Reserve/Future
- ◇ 9/7/09, NYJ, Signed, Practice Squad
- ◇ 9/5/09, NYJ, Waived
- ◇ 12/30/08, NYJ, Signed, Reserve/Future
- ◇ 9/24/08, NYJ, Signed, Practice Squad
- ◇ 9/22/08, NYJ, Waived
- ◇ 4/27/08, NYJ, D6 (171)

BEFORE THE NFL

- ◇ Made 29 starts in 46 career games at Kansas collecting 104 catches for 1,598 yards and 13 touchdowns.
- ◇ In 2007, earned second-team All Big 12 honors as he broke the Kansas single-season record with 10 touchdown catches and became just the third player in school history with a 1,000-yard receiving season when he caught 54 passes for 1,014 yards.
- ◇ Was headed to Northeastern Oklahoma A&M until he had 156 yards and a touchdown on eight receptions at the Oklahoma All-State game in 2004, catching the attention of Kansas recruiters.

OFF THE FIELD

- ◇ Psychology major, with a minor in youth development.
- ◇ Visited a school in Califon, NJ as part of the Eat Right, Move More campaign to promote youth fitness.
- ◇ Visited P.G. Chambers School to celebrate the completion of a new adaptive fitness area as part of the Jets partnership with Hometown Huddle and the United Way of Morris County.
- ◇ Wife, Yuliana Henry.

**BRIAN JACKSON****40 CORNERBACK****6-0 • 198 • Oklahoma****23 years old (as of opening weekend)****EXPERIENCE: NFL: R / JETS: 1st
De Soto, TX/De Soto HS****CAREER TRANSACTIONS**

- ◇ 4/30/10, NYJ, Signed, Undrafted FA

BEFORE THE NFL

- ◇ Started 26-of-45 games played and recorded seven interceptions, 18 passes defended, four fumble recoveries, three forced fumbles and 137 tackles with the Oklahoma Sooners.
- ◇ Named All-Big 12 first team by ESPN.com, *Dallas Morning News*, *Fort Worth Star-Telegram*, *Kansas City Star* and Oklahoman and second team by AP and coaches.
- ◇ In his senior season, started all 12 games as OU's boundary cornerback...led team with four interceptions and eight passes broken up...became only the second player in OU history to record interceptions in four straight games...scored first-career TD with a 52-yard fumble return vs. Texas A&M.

OFF THE FIELD

- ◇ Majored in multidisciplinary studies.
- ◇ Lettered as a quarterback at Scurry-Rosser HS (TX).
- ◇ Son of Steven Jackson and O.C. and Cathy Johnson.
- ◇ Cousin, Chris Draft, is a linebacker with the St. Louis Rams.

**AARON KIA****76 TACKLE****6-5 • 290 • Hawai'i****24 years old (as of opening weekend)****EXPERIENCE: NFL: R JETS: 1st****Mililani, HI/Mililani HS****CAREER TRANSACTIONS**

- ◇ 5/18/09, NYJ, Signed, Undrafted FA

BEFORE THE NFL

- ◇ Started 24-of-42 career games for Hawai'i...Earned second-team All-Western Athletic Conference honors following his senior season in 2009.
- ◇ First-team All-State selection as a senior at Mililani (HI) High School...Guided Mililani High School to the division championship as a junior and senior.

OFF THE FIELD

- ◇ Qualified for the state swimming championship (50-meter freestyle) as a sophomore at Mililani High School...Also lettered in track.
- ◇ Born in Honolulu, HI.
- ◇ Majored in art.
- ◇ Son of Wallis and Malcolm Kia...Has one younger brother.

**MATT KROUL****93 DEFENSIVE LINE****6-3 • 280 • Iowa****24 years old (as of opening weekend)****EXPERIENCE: NFL: 1 JETS: 2nd****Mount Vernon, IA/****Mount Vernon HS****CAREER TRANSACTIONS**

- ◇ 1/25/10, NYJ, Signed, Reserve/Future
- ◇ 9/7/09, NYJ, Signed, Practice Squad
- ◇ 9/5/09, NYJ, Waived
- ◇ 5/1/09, NYJ, Signed, Undrafted FA

BEFORE THE NFL

- ◇ Semifinalist for the 2008 National Football Foundation Draddy Trophy...Set Iowa record by starting 50 consecutive games, every game during his career.
- ◇ Became the 59th player in Iowa football history to record more than 200 career tackles...Ranks 32nd in career tackles with 238 career stops...Amassed 19.5 tackles-for-loss, seven sacks and one interception.
- ◇ Named an Elite and first-team all-state selection by the *Des Moines Register* as a senior at Mount Vernon (IA) HS...First-team all-state as a junior and second team as a sophomore...Three-time first-team all-conference selection...Recorded 335 tackles (212 solo), seven tackles-for-loss, three interceptions and three blocked kicks...Coached by Jim Bellamy.
- ◇ Totaled 2,019 rushing yards and 36 touchdowns as a running back in two seasons.

OFF THE FIELD

- ◇ Graduated in 2008 with a degree in health promotion.
- ◇ Academic all-state honoree...Member of Mount Vernon Honor Society and National Honor Society.
- ◇ State champion wrestler in Iowa as a heavyweight in high school.
- ◇ Parents: Kaylene and John Kroul.



JASON LAMB
94 DEFENSIVE LINE
6-4 • 284 • Baylor
23 years old (as of opening weekend)
EXPERIENCE: NFL: R JETS: 1st
Richardson, TX/Berkner HS

CAREER TRANSACTIONS

- ◇ 4/30/10, NYJ, Signed, Undrafted FA

BEFORE THE NFL

- ◇ After enrolling as a tight end at Baylor, finished his redshirt freshman season as the team's most improved defensive player...Shared team's best defensive lineman award as a sophomore and was named team's co-MVP as a senior in 2009.
- ◇ Finished Baylor career with 150 tackles, 9.5 sacks, 21 tackles-for-loss, three passes defended, one interception, one forced fumble, one fumble recovery and three blocked kicks.
- ◇ Earned All-District honors as both a defensive end (first-team) and tight end (second-team) as senior at Berkner (TX) HS in 2004...Was named to the 2004 *Dallas Morning News* Area Top 100 list and also a member of the 2004 Texas Football Top 300.

OFF THE FIELD

- ◇ Named to the 2010 Hampshire Honor Society by the National Football Foundation and was a four-time Academic All-Big 12 honoree and eight-time member of the Big 12 Commissioner's Honor Roll.
- ◇ Graduated in December of 2009 as a double major with degrees in management and human resources management.
- ◇ Looking for a career in politics post-football.



JOSHUA MAUGA
58 LINEBACKER
6-1 • 243 • Nevada
23 years old (as of opening weekend)
EXPERIENCE: NFL: 1 JETS: 2nd
Fallon, NV/Churchill High (NV)

CAREER TRANSACTIONS

- ◇ 1/6/10, NYJ, Signed FA
- ◇ 12/9/09, NYJ, Signed, Practice Squad
- ◇ 8/28/09, NYJ, Waived
- ◇ 8/16/09, NYJ, Signed, Undrafted FA

BEFORE THE NFL

- ◇ In his senior season at Nevada, managed 54 tackles, 7.5 for loss and 3.5 sacks despite playing with a torn pectoral muscle.
- ◇ The WAC leader in tackles (11.7 per-game avg.) through the first seven games of the 2007 season then, an MCL injury kept him out until he posted 11 tackles in Nevada's bowl loss to New Mexico.
- ◇ Named the 2004 High Desert League Defensive Player of the Year in his senior year at Churchill County (NV) High School.
- ◇ Was an all-league running back as a junior and senior.

OFF THE FIELD

- ◇ Top-ranked heavyweight wrestler in the state of Nevada.
- ◇ Parents are Matua and Esther Mauga.
- ◇ Majored in business.

**TANNER PURDUM****46** LONG SNAPPER**6-3 • 270 • Baker****26 years old** (as of opening weekend)**EXPERIENCE: NFL: 1 / JETS: 1st****Enid, OK/Ava HS****CAREER HIGHLIGHTS**

- ◇ Spent training camp with the Kansas City Chiefs in 2009.

CAREER TRANSACTIONS

- ◇ 2/12/10, NYJ, Signed, Reserve/Future Contract
- ◇ 8/13/09, KC, Waived
- ◇ 4/7/09, KC, Signed, Free Agent

BEFORE THE NFL

- ◇ Served as a graduate assistant coach at Baker (2008) and Avila (2007) following the expiration of his collegiate eligibility.
- ◇ Played in 35 games as the club's long snapper and backup quarterback in four seasons at Baker.
- ◇ Three-time winner of the NAIA Champions of Character Award.
- ◇ Played at Ava High School in Ava, MO under his father, Greg, who served as the head coach.

OFF THE FIELD

- ◇ Received his master's degree in education from Baker in 2009.
- ◇ Married to wife, Kara.
- ◇ Full name is Tanner Gregory Purdum.

**CORY REAMER****47** LINEBACKER**6-3 • 231 • Alabama****23 years old** (as of opening weekend)**EXPERIENCE: NFL: R JETS: 1st****Hoover, AL/Hoover High (AL)****CAREER TRANSACTIONS**

- ◇ 5/3/10, NYJ, Signed, Undrafted FA

BEFORE THE NFL

- ◇ Earned 18 starts in 43 games at Alabama and recorded 90 tackles, three sacks, two forced fumbles, two fumble recoveries, one interception, four passes defended and one blocked kick.
- ◇ As a senior in 2009, he recorded 50 tackles, two sacks, four passes defended, one forced fumble, one fumble recovery, one blocked kick and one interception.
- ◇ As a senior at Hoover (AL) High School, registered 92 tackles, seven interceptions, three sacks and two blocked kicks. Ranked number-12 on *The Birmingham News'* Super Senior list).

OFF THE FIELD

- ◇ Parents: Curt and Karen Reamer.
- ◇ Earned a masters in sports management and a bachelors in finance from the University of Alabama.
- ◇ Two-time academic All-SEC.
- ◇ Named to the 2007 All-SEC Good Works Team for community service.
- ◇ Fishes, hunts and plays golf in his spare time.
- ◇ Lettered in basketball while at Hoover High.



BRASHTON SATELE
48 LINEBACKER
6-0 · 241 · Hawai'i
22 years old (as of opening weekend)
EXPERIENCE: NFL: R JETS: 1st
Mililani, HI/Word of Life Academy
(HI)

CAREER TRANSACTIONS

- ◇ 5/3/10, NYJ, Signed, Undrafted FA

BEFORE THE NFL

- ◇ Played in 35 games and made nine starts in three seasons at Hawai'i...Registered 60 tackles, one sack, one interception, one forced fumble and five passes defended during his college career.
- ◇ Did not play his senior season due to a shoulder injury and was denied a medical hardship that would have allowed him to play for the Warriors as a sixth-year senior in 2010.

OFF THE FIELD

- ◇ Son of Alvis and Lee Ann Satele.
- ◇ Cousin, Samson Satele, was a second-round selection of the Miami Dolphins in 2007 and is currently a member of the Oakland Raiders.
- ◇ Earned four letters in both track and baseball...named first-team all-league in track as a senior...a three-time league and two-time state discus champion...also a two-time all-league selection in basketball.
- ◇ Majored in sociology.



BO SMITH
29 DEFENSIVE BACK
6-0 · 190 · Weber State
27 years old (as of opening weekend)
EXPERIENCE: NFL: 1 / JETS: 1st
Owensboro, KY/
Owensboro Senior HS

CAREER TRANSACTIONS

- ◇ 1/8/10, NYJ, Signed, Reserve/Future Contract

BEFORE THE NFL

- ◇ Played the last two seasons (2008-09) with the Hamilton Tiger-Cats of the CFL, recording 48 tackles and two interceptions.
- ◇ Recorded 44 tackles and two interceptions in one season at Weber State in 2006 earning first-team All-Big Sky Conference honors, after transferring from the University of Kentucky.

**TY STEINKUHLER****61 DEFENSIVE LINE****6-3 • 280 • Nebraska****25 years old (as of opening weekend)****EXPERIENCE: NFL: 1 JETS: 2nd****Lincoln, NE/****Lincoln Southwest HS****CAREER TRANSACTIONS**

- ◇ 1/25/10, NYJ, Signed, Reserve/Future
- ◇ 12/21/09, NYJ, Signed, Practice Squad
- ◇ 9/5/09, NYJ, Waived
- ◇ 5/1/09, NYJ, Signed, Undrafted FA

BEFORE THE NFL

- ◇ 2008 Honorable-Mention All-Big 12 coaches' choice, finishing his Nebraska career with 88 tackles, three sacks and 17 tackles-for-loss in 45 games (21 starts) at defensive tackle.
- ◇ As a senior at Lincoln (NE) Southwest, was named a first-team Super-State pick as a linebacker by the *Lincoln Journal Star* while the *Omaha World Herald* named him a first-team All-Nebraska pick as an offensive lineman and a first-team Class A all-state linebacker, after recording 163 tackles (98 solo), one interception and a fumble recovery.
- ◇ Logged 134 tackles (72 solo) as a junior to earn second-team Super-State honors and first-team Class A honors from the *Lincoln Journal Star*.

OFF THE FIELD

- ◇ 2008 Second-Team Academic All-Big 12 selection...Two-time Big 12 Commissioner's Fall Academic Honor Roll (2004, 2008)...Two-time Big 12 Commissioner's Spring Academic Honor Roll (2006, 2008).
- ◇ Graduated in December 2008 with a degree in criminal justice.
- ◇ The son of Sue and Dean Steinkuhler...Dean was the 1983 Lombardi Trophy and Outland Trophy winner as an offensive lineman who also played for Nebraska and has his number 71 jersey retired. Dean was the second overall pick of the Houston Oilers in 1984 and played eight years in the NFL.
- ◇ Brother, Baker, is entering his sophomore season as a defensive lineman at Nebraska.
- ◇ Earned three letters in basketball and four in track in high school.

**CHARLIE TANNER****64 GUARD****6-3 • 305 • Texas****24 years old (as of opening weekend)****EXPERIENCE: NFL: R JETS: 1st****Austin, TX/Anderson HS****CAREER TRANSACTIONS**

- ◇ 4/26/10, NYJ, Signed, Undrafted FA

BEFORE THE NFL

- ◇ Two-time All-Big 12 honoree, appeared in 44 games, starting 32, at guard during his career at Texas...Three-time Academic All-Big 12 selection.
- ◇ Played on the offensive line and at defensive end at Anderson (TX) H.S....Earned all district honors three consecutive seasons.

OFF THE FIELD

- ◇ Actively participated in Texas' community service program, including regular visits to the Austin Children's Hospital.
- ◇ Made two missionary trips to Mexico during spring break of his freshman and sophomore years in college.
- ◇ Corporate communications major at Texas.
- ◇ Lettered in wrestling and track and field in high school...Competed in powerlifting as a freshman.

**LARRY TAYLOR****15** WIDE RECEIVER**5-6 • 183 • Connecticut****25 years old** (as of opening day)**EXPERIENCE: NFL: 1 / JETS: 1st**
Fort Lauderdale, FL/Glades Day
School**CAREER TRANSACTIONS**

- ◇ 1/6/10, NYJ, Signed, Reserve/Future

BEFORE THE NFL

- ◇ Spent two seasons in the CFL with the Montreal Alouettes as their primary punt and kickoff return man.
- ◇ Combined for 1,360 yards and three touchdowns on 137 punt returns and 1,710 yards on 80 kickoff returns in his two CFL seasons.
- ◇ Garnered Most Outstanding Special Team Player honors in 2009 in helping the Alouettes to the Grey Cup Championship.
- ◇ Four-year player at Connecticut who appeared in 39 games with 17 starts...Amassed 574 yards and a touchdown on 63 receptions and 122 yards on 14 carries.
- ◇ Served as the primary return man for four seasons at UConn and collected 1,246 yards and four touchdowns on 98 punt returns and 1,031 yards and a touchdown on 39 kickoff returns.
- ◇ He preceded one of those punt return touchdowns by calling for a fair catch, but since he did not hear a whistle, took off and scored a game-tying touchdown on a 74-yard return against Louisville in 2007.

OFF THE FIELD

- ◇ Sociology major.
- ◇ He and his wife, Geline, have two sons: Ismael (5) and Larry Jr (2). His oldest son, Tyler, is nine.

**SIMI TOEAINA****96** DEFENSIVE TACKLE**6-4 • 292 • Oregon****23 years old** (as of opening weekend)**EXPERIENCE: NFL: R JETS: 1st**
San Francisco, CA/Samoana HS
(American Samoa)**CAREER TRANSACTIONS**

- ◇ 6/2/10, NYJ, Signed, Undrafted FA

BEFORE THE NFL

- ◇ Recorded 14 tackles in 21 games over four years at Oregon.
- ◇ Redshirted in 2005.
- ◇ At Samoana HS, was named three-time defensive player of the year by the American Samoa Athletic Sports League.
- ◇ Also recorded 10 tackles and two sacks in the American Samoa-Hawaii all-star game.

OFF THE FIELD

- ◇ Led his high school basketball team to the island championship.
- ◇ Born Demetrius Simi Toeaina in San Francisco, CA.
- ◇ Son of Rev. Albert and Ramona Toeaina.
- ◇ Has a brother and two sisters.

**MICHAEL TURKOVICH****72 TACKLE****6-6 • 301 • Notre Dame****23 years old (as of opening weekend)****EXPERIENCE: NFL: 1 JETS: 1st****Johnstown, PA/Valley Forge
Military Academy****CAREER TRANSACTIONS**

- ◇ 2/23/10, NYJ, Signed, FA
- ◇ 8/3/09, DAL, Waived
- ◇ 4/27/09, DAL, Signed, Undrafted FA

BEFORE THE NFL

- ◇ Started every game in his final two seasons for Notre Dame at left guard...Played on special teams and as a reserve offensive lineman in 2005 and 2006.
- ◇ Played tackle on offense and defense at Valley Forge (PA) Military Academy and also saw action at tight end, defensive end and long snapper...Member of the 2004 Pennsylvania Big 33 team...Awarded the General Alfred Sanelli Award as the Outstanding Academy Athlete at Valley Forge for the 2003-04 school year.

OFF THE FIELD

- ◇ Lettered in basketball at Valley Forge, playing center and forward...Played baseball at Valley Forge as a pitcher, first baseman and outfielder.
- ◇ One of three children to parents Robert and Susan Turkovich...Father played football at Washington & Jefferson and brother, Bobby, played football at Holy Cross.
- ◇ Majored in management-consulting at Notre Dame's Mendoza College of Business.

**DONOVAN WARREN****35 DEFENSIVE BACK****5-11 • 195 • Michigan****21 years old (as of opening weekend)****EXPERIENCE: NFL: R / JETS: 1st****Long Beach, CA/Long Beach
Polytechnic HS****CAREER TRANSACTIONS**

- ◇ 4/30/10, NYJ, Signed, Undrafted FA

BEFORE THE NFL

- ◇ Started 34 of his 36 career games at the University of Michigan...posted 70 tackles, five tackles for loss, one sack, three fumble recoveries, six interceptions and 22 pass breakups...scored only career touchdown on a 40-yard interception return at Iowa (10/10/09).
- ◇ Earned 2009 All-Big Ten first team (media)...2009 All-Big Ten second team (coaches).
- ◇ Received third varsity letter...All-Big Ten first team (media)...All-Big Ten second team (coaches).
- ◇ Started all 12 games at cornerback in 2009 and contributed 66 tackles, four interceptions and 11 pass breakups

OFF THE FIELD

- ◇ Named to the 2006 All-USA second team by *USA Today*...EA Sports second-team All-American at cornerback...five-star prospect, the nation's number-four cornerback and the 22nd overall player nationally according to Scout.com.
- ◇ Father, Alvin, played football at New Mexico State.
- ◇ Godson of former NFL player and current Jets' defensive line coach Mark Carrier.
- ◇ Uncle, Chuckie Miller, played for the Indianapolis Colts.



ROOKIE/FIRST-YEAR ROSTER

No.	Name	Pos	Exp	College
51	Basped, Kevin	LB	R	Nevada
53	Butler, Ezra	LB	1	Nevada
8	Conley, TJ	P	1	Idaho
38	Conner, John	FB	R	Kentucky
86	Cumberland, Jeff	TE	R	Illinois
19	Davis, Britt	WR	1	Northern Illinois
69	Davis, Marlon	G	1	Alabama
62	Ducasse, Vladimir	OL	R	Massachusetts
59	Felix, Robby	C	1	UTEP
71	Gay, Dan	T	1	Baylor
14	Henry, Marcus	WR	1	Kansas
40	Jackson, Brian	CB	R	Oklahoma
76	Kia, Aaron	T	R	Hawaii
93	Kroul, Matt	DL	1	Iowa
94	Lamb, Jason	DE	R	Baylor
58	Mauga, Joshua	LB	1	Nevada
25	McKnight, Joe	RB	R	Southern California
46	Purdum, Tanner	LS	1	Baker
47	Reamer, Cory	LB	R	Alabama
48	Satele, Brashton	LB	R	Hawaii
29	Smith, Bo	DB	1	Weber State
61	Steinkuhler, Ty	DL	1	Nebraska
64	Tanner, Charlie	G	R	Texas
15	Taylor, Larry	WR	1	Connecticut
96	Toeaina, Simi	DT	R	Oregon
72	Turkovich, Michael	T	1	Notre Dame
35	Warren, Donovan	S	R	Michigan
20	Wilson, Kyle	CB	R	Boise State


MISSED FIELD GOAL RETURNS

The Jets Aaron Glenn's 104-yard return of a missed field goal at Indianapolis in 1998 was the longest in NFL history, but it has been surpassed four times in the last six seasons, most recently by the Jets defensive back Antonio Cromartie. As a member of the Chargers, Cromartie made a leaping grab in the back of the end zone on a 57-yard field goal attempt by the Vikings' Ryan Longwell on the last play of the first half at Minnesota on Nov. 4, 2007 and returned it 109 yards for the touchdown. Cromartie's play was the longest in NFL history, surpassing the missed field goal returns by Nathan Vasher and Devin Hester (see below) and the 108-yard kickoff return by Ellis Hobbs of the Patriots vs. the Jets, Sept. 9, 2007.

Interestingly enough, the Jets held the AFL record for the longest field goal return when Marshall Starks returned a missed field goal 97 yards vs. Houston on Sept. 22, 1963.

LONGEST MISSED FIELD GOAL RETURNS, NFL HISTORY

Date	Player	Team	Opponent	Yards
11/4/07	Antonio Cromartie	SD	at MIN	109
11/12/06	Devin Hester	CHI	at NYG	108
11/13/05	Nathan Vasher	CHI	vs. SF	108
9/30/02	Chris McAlister	BLT	vs. DEN	107
11/15/98	Aaron Glenn	NYJ	at IND	104



BUILDING THE 2010 NEW YORK JETS

DRAFT

Year	Player	Round
2000	Shaun Ellis	(1a)
2002	Bryan Thomas	(1)
2004	Jerricho Cotchery	(4a)
2005	Sione Pouha	(3)
2006	D'Brickshaw Ferguson	(1a)
	Nick Mangold	(1b)
	Kellen Clemens	(2)
	Eric Smith	(3b)
	Brad Smith	(4a)
	Drew Coleman	(6)
2007	Darrelle Revis	(1)
	David Harris	(2)
2008	Vernon Gholston	(1a)
	Dustin Keller	(1b)
	Dwight Lowery	(4)
	Erik Ainge	(5)
2009	Mark Sanchez	(1)
	Shonn Greene	(3)
	Matt Slauson	(6)
2010	Kyle Wilson	(1)
	Vladimir Ducasse	(2)
	Joe McKnight	(4)
	John Conner	(5)



TRADES/WAIVERS

Year	Player	Previous Team
2008	Kris Jenkins	(T-CAR)
2009	Aundrae Allison	(W-MIN)
	Jason Davis	(W-CHI)
	Matthew Mulligan	(W-TEN)
	Kevin O'Connell	(T-DET)
	Braylon Edwards	(T-CLV)
2010	Antonio Cromartie	(T-SD)
	Santonio Holmes	(T-PIT)

FREE AGENTS

Year	Player	How Acquired
2007	David Clowney	(FA)
	Wayne Hunter	(FA)
2008	Calvin Pace	(UFA-ARZ)
	Tony Richardson	(UFA-MIN)
	Damien Woody	(UFA-DET)
2009	Ben Hartssock	(FA)
	Jim Leonhard	(UFA-BLT)
	Bart Scott	(UFA-BLT)
	Marquice Cole	(FA)
	Chauncy Washington	(FA)
	Steve Weatherford	(FA)
2010	Ezra Butler	(FA)
	T.J. Conley	(FA)
	Britt Davis	(FA)
	Jason Davis	(FA)
	Marlon Davis	(FA)
	Robby Felix	(FA)
	Nick Folk	(FA)
	Dan Gay	(FA)
	Marcus Henry	D-08
	Lance Laury	(FA)
	Joshua Mauga	(FA)
	Brodney Pool	(FA)
	Tanner Purdum	(FA)
	Bo Smith	(FA)
	Ty Steinkuhler	(FA)
	Jason Taylor	(UFA-MIA)
	Larry Taylor	(FA)
	LaDainian Tomlinson	(FA)
	Michael Turkovich	(FA)
	Rodrique Wright	(FA)

UNDRAFTED FREE AGENTS

Year	Player
2002	Brandon Moore
2007	Mike DeVito
	James Ihedigbo
	Robert Turner
2008	Kenwin Cummings
	Ropati Pitoitua
	Danny Woodhead
2009	Matt Kroul
	Jamaal Westerman
2010	Kevin Baspel
	Jeff Cumberland
	Brian Jackson
	Aaron Kia
	Jason Lamb
	Cory Reamer
	Brashton Satele
	Charlie Tanner
	Simi Toeaina
	Donovan Warren

UFA=Unrestricted Free Agent; RFA=Restricted Free Agent;
FA=Free Agent; T=Trade; W=Waivers

2010 ALPHABETICAL ROSTER

NO.	NAME	POS	HT	WT	AGE	EXP	COLLEGE	HOMETOWN	HOW ACQ
3	Ainge, Erik	QB	6-5	221	24	3	Tennessee	Hillsboro, OR	D5-08
88	Allison, Aundrae	WR	6-0	198	25	4	East Carolina	Kannapolis, NC	W-09 (MIN)
51	Basped, Kevin	LB	6-4	254	22	R	Nevada	Sacramento, CA	FA-10
53	Butler, Ezra	LB	6-2	248	25	1	Nevada	Calabasas, CA	FA-10
11	Clemens, Kellen	QB	6-2	221	27	5	Oregon	Burns, OR	D2-06
87	Clowney, David	WR	6-0	188	24	3	Virginia Tech	Delray Beach, FL	FA-07
34	Cole, Marquice	CB	5-10	190	26	2	Northwestern	Hazel Crest, IL	FA-09
30	Coleman, Drew	CB	5-9	180	27	5	TCU	Henderson, TX	D6-06
8	Conley, TJ	P	6-3	220	24	1	Idaho	Walla Walla, WA	FA-10
38	Conner, John	FB	5-11	246	23	R	Kentucky	West Chester, OH	D5-10
89	Cotchery, Jerricho	WR	6-0	203	28	7	North Carolina State	Birmingham, AL	D4a-04
31	Cromartie, Antonio	CB	6-2	203	26	5	Florida State	Tallahassee, FL	T-10 (SD)
86	Cumberland, Jeff	TE	6-4	249	23	R	Illinois	Columbus, OH	FA-10
54	Cummings, Kenwin	LB	6-3	250	23	2	Wingate	Maxton, NC	FA-08
19	Davis, Britt	WR	6-3	205	24	1	Northern Illinois	Melrose Park, IL	FA-10
43	Davis, Jason	FB	5-10	242	26	2	Illinois	St. Louis, MO	W-09 (CHI)
69	Davis, Marlon	G	6-3	295	23	1	Alabama	Columbus, GA	FA-10
70	DeVito, Mike	DE	6-3	305	26	4	Maine	Welfleet, MA	FA-07
62	Ducasse, Vladimir	OL	6-5	330	22	R	Massachusetts	Stamford, CT	D2-10
17	Edwards, Braylon	WR	6-3	215	27	6	Michigan	Detroit, MI	T-09 (CLV)
92	Ellis, Shaun	DE	6-5	285	33	11	Tennessee	Anderson, SC	D1a-00
59	Felix, Robby	C	6-3	295	24	1	UTEP	Corona, CA	FA-10
60	Ferguson, D'Brickashaw	T	6-6	310	26	5	Virginia	Freeport, NY	D1a-06
2	Folk, Nick	K	6-1	222	25	4	Arizona	Hollywood, CA	FA-10
71	Gay, Dan	T	6-4	303	23	1	Baylor	Lafayette, LA	FA-10
50	Gholston, Vernon	LB	6-3	264	24	3	Ohio State	Detroit, MI	D1a-08
23	Greene, Shonn	RB	5-11	226	24	2	Iowa	Sicklerville, NJ	D3-09
52	Harris, David	LB	6-2	245	26	4	Michigan	Grand Rapids, MI	D2-07
84	Hartsock, Ben	TE	6-4	270	29	7	Ohio State	Chillicothe, OH	FA-09
14	Henry, Marcus	WR	6-4	212	24	1	Kansas	Lawton, OK	D6-08
10	Holmes, Santonio	WR	5-11	192	26	5	Ohio State	Belle Glade, FL	T-10 (PIT)
78	Hunter, Wayne	T	6-5	320	28	7	Hawaii	Honolulu, HI	FA-07
44	Ihedigbo, James	S	6-1	210	26	4	Massachusetts	Amherst, MA	FA-08
40	Jackson, Brian	CB	6-0	198	23	R	Oklahoma	De Soto, TX	FA-10
77	Jenkins, Kris	DT	6-4	360	30	10	Maryland	Ypsilanti, MI	T-08 (CAR)
81	Keller, Dustin	TE	6-2	248	25	3	Purdue	Lafayette, IN	D1b-08
76	Kia, Aaron	T	6-5	290	23	R	Hawaii	Mililani, HI	FA-10
93	Kroul, Matt	DL	6-3	280	24	1	Iowa	Mount Vernon, IA	FA-09
94	Lamb, Jason	DE	6-4	284	23	R	Baylor	Richardson, TX	FA-10
56	Laury, Lance	LB	6-2	237	28	5	South Carolina	Hopkins, SC	FA-10
36	Leonhard, Jim	S	5-8	186	27	6	Wisconsin	Ladysmith, WI	UFA-09 (BLT)
26	Lowery, Dwight	CB	5-11	198	24	3	San Jose State	Santa Cruz, CA	D4-08
74	Mangold, Nick	C	6-4	305	26	5	Ohio State	Centerville, OH	D1b-06
58	Mauga, Joshua	LB	6-1	243	23	1	Nevada	Fallon, NV	FA-10
25	McKnight, Joe	RB	5-11	194	23	R	Southern California	River Ridge, LA	D4-10
65	Moore, Brandon	G	6-3	305	30	8	Illinois	Gary, IN	FA-03
82	Mulligan, Matthew	TE	6-4	270	25	2	Maine	West Enfield, ME	W-09 (TEN)
7	O'Connell, Kevin	QB	6-5	225	25	3	San Diego State	Carlsbad, CA	T-09 (DET)
97	Pace, Calvin	LB	6-4	265	29	8	Wake Forest	Douglasville, GA	UFA-08 (ARZ)
79	Pitoitua, Ropati	DE	6-8	310	25	2	Washington State	Spanaway, WA	FA-08
22	Pool, Brodney	S	6-2	210	26	6	Oklahoma	Corpus Christi, TX	FA-10
91	Pouha, Sione	DT	6-3	325	31	6	Utah	Salt Lake City, UT	D3-05
46	Purdum, Tanner	LS	6-3	270	25	1	Baker	Enid, OK	FA-10
47	Reamer, Cory	LB	6-3	231	23	R	Alabama	Hoover, AL	FA-10
24	Revis, Darrelle	CB	5-11	198	24	4	Pittsburgh	Aliquippa, PA	D1-07
49	Richardson, Tony	FB	6-1	238	38	16	Auburn	Daleville, AL	UFA-08 (MIN)
6	Sanchez, Mark	QB	6-2	225	23	2	Southern California	Mission Viejo, CA	D1-09
48	Satele, Brashton	LB	6-0	241	22	R	Hawaii	Mililani, HI	FA-10
57	Scott, Bart	LB	6-2	240	29	9	Southern Illinois	Detroit, MI	UFA-09 (BLT)
68	Slauson, Matt	G	6-5	315	24	2	Nebraska	Colorado Springs, CO	D6-09
29	Smith, Bo	DB	6-0	190	27	1	Weber State	Owensboro, KY	FA-10
16	Smith, Brad	WR	6-2	210	26	5	Missouri	Youngstown, OH	D4a-06
33	Smith, Eric	S	6-1	205	27	5	Michigan State	Groveport, OH	D3b-06



61	Steinkuhler, Ty	DL	6-3	280	24	1	Nebraska	Lincoln, NE	FA-10
64	Tanner, Charlie	OG	6-3	305	24	R	Texas	Austin, TX	FA-10
95	Taylor, Jason	LB	6-6	255	35	14	Akron	Pittsburgh, PA	UFA-10 (MIA)
15	Taylor, Larry	WR	5-6	177	25	1	Connecticut	Fort Lauderdale, FL	FA-10
99	Thomas, Bryan	LB	6-4	266	31	9	Alabama-Birmingham	Birmingham, AL	D1-02
96	Toeaina, Simi	DT	6-4	292	23	R	Oregon	San Francisco, CA	FA-10
21	Tomlinson, LaDainian	RB	5-10	221	31	10	Texas Christian	Rosebud, TX	FA-10
72	Turkovich, Michael	T	6-6	301	23	1	Notre Dame	Johnstown, PA	FA-10
75	Turner, Robert	OL	6-4	308	25	3	New Mexico	Austin, TX	FA-07
35	Warren, Donovan	S	5-11	195	21	R	Michigan	Long Beach, CA	FA-10
32	Washington, Chauncey	RB	5-11	222	25	2	Southern California	Torrance, CA	FA-09
9	Weatherford, Steve	P	6-3	210	27	5	Illinois	Terre Haute, IN	FA-09
55	Westerman, Jamaal	LB	6-3	255	25	2	Rutgers	Brampton, ON, Canada	FA-09
20	Wilson, Kyle	CB	5-10	194	23	R	Boise State	Piscataway, NJ	D1-10
27	Woodhead, Danny	RB	5-9	195	26	3	Chadron State	North Platte, NE	FA-08
67	Woody, Damien	OL	6-3	330	32	12	Boston College	Beaverdam, VA	UFA-08 (DET)
98	Wright, Rodrique	DE	6-5	300	25	3	Texas	Houston, TX	FA-10

Ages as of 6/28/10

2010 NUMERICAL ROSTER

NO.	NAME	POS	NO.	NAME	POS	NO.	NAME	POS
2	Nick Folk	K	35	Donovan Warren	S	69	Marlon Davis	G
3	Erik Ange	QB	36	Jim Leonhard	S	70	Mike DeVito	DE
6	Mark Sanchez	QB	38	John Conner	FB	71	Dan Gay	T
7	Kevin O'Connell	QB	40	Brian Jackson	CB	72	Michael Turkovich	T
8	T.J. Conley	P	43	Jason Davis	FB	74	Nick Mangold	C
9	Steve Weatherford	P	44	James Ihedigbo	S	75	Robert Turner	OL
10	Santonio Holmes	WR	46	Tanner Purdum	LS	76	Aaron Kia	T
11	Kellen Clemens	QB	47	Cory Reamer	LB	77	Kris Jenkins	DT
14	Marcus Henry	WR	48	Brashton Satele	LB	78	Wayne Hunter	T
15	Larry Taylor	WR	49	Tony Richardson	FB	79	Ropati Pitoitua	DE
16	Brad Smith	WR	50	Vernon Gholston	LB	81	Dustin Keller	TE
17	Braylon Edwards	WR	51	Kevin Basped	LB	82	Matthew Mulligan	TE
19	Britt Davis	WR	52	David Harris	LB	84	Ben Hartsock	TE
20	Kyle Wilson	CB	53	Ezra Butler	LB	86	Jeff Cumberland	TE
21	LaDainian Tomlinson	RB	54	Kenwin Cummings	LB	87	David Clowney	WR
22	Brodney Pool	S	55	Jamaal Westerman	LB	88	Aundrae Allison	WR
23	Shonn Greene	RB	56	Lance Laury	LB	89	Jericho Cotchery	WR
24	Darrelle Revis	CB	57	Bart Scott	LB	91	Sione Pouha	DT
25	Joe McKnight	RB	58	Joshua Mauga	LB	92	Shaun Ellis	DE
26	Dwight Lowery	CB	59	Robby Felix	C	93	Matt Kroul	DL
27	Danny Woodhead	RB	60	D'Brickshaw Ferguson	T	94	Lamb, Jason	DE
29	Bo Smith	DB	61	Ty Steinkuhler	DL	95	Jason Taylor	LB
30	Drew Coleman	CB	62	Vladimir Ducasse	OL	96	Simi Toeaina	DT
31	Antonio Cromartie	CB	64	Charlie Tanner	G	97	Calvin Pace	LB
32	Chauncey Washington	RB	65	Brandon Moore	G	98	Rodrique Wright	DE
33	Eric Smith	S	67	Damien Woody	OL	99	Bryan Thomas	LB
34	Marquice Cole	CB	68	Matt Slauson	G			

MONDAY NIGHT MIRACLE

The Meadowlands, NJ - With both teams 5-1 and battling for AFC East position, the Monday Night showdown between the Jets and Dolphins was set up to be a special game, another classic New York-Miami showdown. Little did anyone know what the next four hours would hold.

For Jets' fans, it began as a nightmare. Down 17-0 after one quarter, the Jets were outgained, 207-9. Trailing 23-7 at the half, the heralded Jets' defense had surrendered 299 yards of offense. The Jets' three third-quarter drives featured a three-and-out, an INT and a failed fourth down. Nothing indicated a comeback. When Miami's Lamar Smith scored with 12 seconds left in the quarter to give the Dolphins a 30-7 lead, the partisan Jets' crowd started heading for the parking lots and no one batted an eye. As the fourth quarter began, Vinny Testaverde completed a four play, 75-yard drive with a 30-yard strike to Laveranues Coles — Coles' first career TD reception. The Jets' two-point conversion attempt failed, and with 13:49 on the clock, the scoreboard read 30-13.

Four minutes later, Testaverde hit Jermaine Wiggins on a one-yard TD and now it was 30-20 with 9:51 remaining. Next, John Hall's field goal with 5:43 to go cut Miami's lead to a touchdown, 30-23, and now the Jets' fans were coming back from the parking lots and the national television audience was re-engaged. The comeback was seemingly complete when Testaverde found Wayne Chrebet for a 24-yard TD and with 3:55 left. The score now tied, 30-30.

But the Dolphins' Brock Marion returned the ensuing kickoff into Jets' territory and on the next play, Jay Fiedler found Leslie Shepherd for a 46-yard touchdown and the Jets' fans were back to being stunned.

Testaverde wasn't done, though. He drove the Jets down to the four yard-line, where he faced a fourth-and-one at the two minute warning. A two-yarder to Richie Anderson kept hope alive for the Jets, and after a loss of one yard, the QB capped the nine-play, 57-yard drive with a three-yard flip to Jumbo Elliott, who had reported as a tackle-eligible. Elliott bobbled the ball before bringing it in safely for the touchdown. Now the score was tied at 37, and the teams headed to overtime.

New York's Marcus Coleman thwarted the Dolphins' first possession by picking off Jay Fiedler's pass, only to be stripped of the ball, which was recovered by the Dolphins' Orande Gadsden. But five plays later, Coleman picked off Fiedler again. Testaverde then topped off the night by driving the Jets into field goal range, where Hall drove it home from 40 yards to complete the Monday Night Miracle.

In the fourth-quarter, the Jets scored 30 points, had 20 first downs. Testaverde had 235 yards and four TD passes in the fourth-quarter after just 102 yards and three INT in the first three quarters. He finished the game 36 of 59 for 378 yards, with five TD and three INT.

Dolphins	17	6	7	7	0	-	37
Jets	0	7	0	30	3	-	40

Scoring Summary

1st	MIA - FG Mare 28
	MIA - Shepherd 42 pass from Fiedler (Mare kick)
	MIA - L. Smith 68 run (Mare kick)
2nd	MIA - FG Mare 42
	NYJ - Chrebet 10 pass from Testaverde (Hall kick)
	MIA - FG Mare 44
3rd	MIA - L. Smith 3 run (Mare kick)
4th	NYJ - Coles 30 pass from Testaverde
	(2pt conversion failed)
	NYJ - Wiggins 1 pass from Testaverde (Hall kick)
	NYJ - FG Hall 34
	NYJ - Chrebet 24 pass from Testaverde (Hall kick)
	MIA - Shepherd 46 pass from Fiedler (Mare kick)
	NYJ - Jumbo Elliott 3 pass from Testaverde (Hall kick)
OT	NYJ - FG Hall 40





2009 REVIEW



2009 NEW YORK JETS FINAL STATISTICS

Date	W-L	Score	Opponent	Attendance
9/13	W	24-7	at Houston	70,118
9/20	W	16-9	New England	78,312
9/27	W	24-17	Tennessee	75,863
10/4	L	10-24	at New Orleans	70,009
10/12	L	27-31	at Miami	67,767
10/18	L	13-16	Buffalo	70,048
10/25	W	38-0	at Oakland	39,354
11/1	L	25-30	Miami	77,531
11/15	L	22-24	Jacksonville	76,313
11/22	L	14-31	at New England	68,756
11/29	W	17-6	Carolina	76,381
12/3	W	19-13	at Buffalo	51,567
12/13	W	26-3	at Tampa Bay	62,731
12/20	L	7-10	Atlanta	78,866
12/27	W	29-15	at Indianapolis	67,222
1/3	W	37-0	Cincinnati	79,106

POSTSEASON

1/9	W	24-14	at Cincinnati	63,686
1/17	W	17-14	at San Diego	69,498
1/24	L	17-30	at Indianapolis	67,650

SCORE BY QUARTER

Jets	81	108	79	80	0	348
Opp.	52	70	47	64	3	236

TEAM STATISTICS

	Jets	Opp.
Total First Downs	280	237
Rushing	132	87
Passing	131	128
Penalty	17	22
3rd Down: Made/Att	86/232	69/219
3rd Down Pct.	37.1%	31.5%
4th Down: Made/Att	15/20	7/19
4th Down Pct.	75.0%	36.8%
Possession Avg.	31:43	28:17
Total Net Yards	5136	4037
Avg. Per Game	321.0	252.3
Total Plays	1030	953
Avg. Per Play	5.0	4.2
Net Yards Rushing	2756	1578
Avg. Per Game	172.3	98.6
Total Rushes	607	420
Net Yards Passing	2380	2459
Avg. Per Game	148.8	153.7
Sacked/Yards Lost	30/216	32/245
Gross Yards	2596	2704
Attempts/Completions	93/210	501/259
Completion Pct.	53.4%	51.7%
Had Intercepted	21	17
Punts/Average	80/42.0	99/43.2
Net Punting Avg.	36.7	37.2
Penalties/Yards	88/677	87/680
Fumbles/Ball Lost	24/9	22/14
Touchdowns	37	26
Rushing	21	11
Passing	12	8
Returns	4	7

RUSHING

Player	No.	Yds	Avg	Lg	TD
T.Jones	331	1402	4.2	71t	14
S.Green	108	540	5.0	33t	2
L.Washington	72	331	4.6	33	0
B.Smith	18	207	11.5	57	1
M.Sanchez	36	106	2.9	14t	3
D.Woodhead	15	64	4.3	16	0
T.Richardson	7	48	6.9	19	0
S.Weatherford	2	42	21.0	26	0
J.Colchery	2	7	3.5	6t	1
D.Keller	1	7	7.0	7	0
K.Clemens	12	1	0.1	6	0
D.Clowney	3	1	0.3	13	0
Jets	607	2756	4.5	71t	21
Opp.	420	1578	3.8	35	11

RECEIVING

Player	No.	Yds	Avg	Lg	TD
J.Colchery	57	821	14.4	53	3
D.Keller	45	522	11.6	40	2
B.Edwards (LG)	45	680	15.1	65t	4
B.Edwards (TM)	35	541	15.5	65t	4
L.Washington	15	131	8.7	33	0
D.Clowney	14	191	13.6	53	1
C.Stuckey (TM)	11	120	10.9	30t	1
T.Jones	10	58	5.8	28	0
D.Woodhead	8	87	10.9	24	0
B.Smith	7	63	9.0	19	0
T.Richardson	3	10	3.3	5	0
W.Wright	2	21	10.5	14	0
E.Smith	1	27	27.0	27	0
B.Hartssock	1	2	2.0	2t	1
M.Mulligan	1	2	2.0	2	0
Jets	210	2596	12.4	65t	12
Opp.	259	2704	10.4	59	8

INTERCEPTIONS

Player	No.	Yds	Avg	Lg	TD
D.Revis	6	121	20.2	67t	1
D.Lowery	3	41	13.7	34	0
K.Rhodes	3	17	5.7	11	0
D.Harris	2	24	12.0	14	0
J.Leonhard	1	44	44.0	44	0
L.Sheppard	1	0	0.0	0	0
E.Smith	1	0	0.0	0	0
Jets	17	247	14.5	67t	1
Opp.	21	309	14.7	99t	2

PUNTING

Player	No	Yds	Avg	Net	TB	In	Lg	Blk
S.Weatherford	80	3357	42.0	36.7	9	25	66	0
Jets	80	3357	42.0	36.7	9	25	66	0
Opp.	98	4277	43.2	37.2	7	25	66	1

PUNT RETURNS

Players	Ret	FC	Yds	Avg	Lg	TD
J.Colchery	23	12	236	10.3	31	0
J.Leonhard	21	13	173	8.2	37	0
B.Smith	2	0	27	13.5	21	0
L.Washington	2	1	16	8.0	12	0
D.Revis	2	0	5	2.5	3	0
Jets	50	26	457	9.1	37	0
Opp.	27	26	238	8.8	40	0

PASSING

	Att	Cmp	Yds	Cmp%	Yds/Att	TD	TD%	Int	Int%	Lg	Sk/Yds	Rating
M.Sanchez	364	196	2444	53.8%	6.7	12	3.3%	20	5.5%	65t	26/195	63.0
K.Clemens	26	13	125	50.0%	4.8	0	0.0%	0	0.0%	26	4/21	63.8
B.Smith	1	1	27	100.0%	27.0	0	0.0%	0	0.0%	27	0/0	118.8
B.Edwards	1	0	0	0.0%	0.0	0	0.0%	0	0.0%	0	0/0	39.6
S.Weatherford	1	0	0	0.0%	0.0	0	0.0%	1	100.0%	0	0/0	0.0
Jets	393	210	2596	53.4%	6.6	12	3.1%	21	5.3%	65t	30/216	62.0
Opp.	501	259	2704	51.7%	5.4	8	1.6%	17	3.4%	59	32/245	58.8

SCORING

Scoring	TD	Ru	Pa	Rt	PAT	FG	2Pt	Pts
J.Feely	0	0	0	0	32/32	30/36	0	122
T.Jones	14	14	0	0	0/0	0/0	0	84
B.Edwards	4	0	4	0	0/0	0/0	1	26
(TM)								
J.Colchery	4	1	3	0	0/0	0/0	0	24
B.Smith	3	1	0	2	0/0	0/0	0	18
M.Sanchez	3	3	0	0	0/0	0/0	0	18
D.Keller	2	0	2	0	0/0	0/0	1	14
S.Green	2	2	0	0	0/0	0/0	0	12
D.Revis	1	0	0	1	0/0	0/0	0	6
D.Clowney	1	0	1	0	0/0	0/0	0	6
C.Stuckey	1	0	1	0	0/0	0/0	0	6
(TM)								
B.Hartssock	1	0	1	0	0/0	0/0	0	6
M.Douglas	1	0	0	1	0/0	0/0	0	6

Two-Point Conversions: Jets: 2-5; Opponents: 0-2

Jets	37	21	12	4	32/32	30/36	2	348
Opp.	26	11	8	7	33/34	19/23	0	236

Sacks: C.Pace 8.0, S.Ellis 6.5, D.Harris 5.5, J.Leonhard 2.5, B.Thomas 2.0, J.Hedgcock 2.0, D.Strickland 2.0, M.Douglas 1.5, B.Scott 1.0, J.Westernman 1.0 **Jets: 32.0, Opponents: 30.0**

Fumbles/Lost: M.Sanchez 10/3, S.Green 3/3, K.Clemens 2/0, T.Jones 2/0, D.Clowney 1/0, B.Edwards 1/1, S.Ellis 1/0, D.Keller, 1/1, J.Leonhard 1/0, L.Washington 1/1, J.Colchery 1/0 **Total: 24/9.**

Opponent Fumble Recoveries: M.Devito 3, M. Douglas 2, L. Izzo 2, B.Thomas 2, J. Westernman 2, D.Lowery 1, K.Rhodes 1, J. Trusnik 1. **Total: 14**

KICK RETURNS

Players	No.	Yds	Avg	Lg	TD
L.Washington	16	385	24.1	43	0
B.Smith	10	310	31.0	106t	1
D.Lowery	5	128	25.6	44	0
J.Miller (TM)	5	115	23.0	27	0
D.Clowney	3	81	27.0	37	0
J.Colchery	1	17	17.0	17	0
D.Woodhead	1	16	16.0	16	0
E.Smith	1	9	9.0	9	0
J.Leonhard	1	7	7.0	7	0
R.Turner	1	6	6.0	6	0
Jets	44	1074	24.4	106t	1
Opp.	70	1685	24.1	101t	2

FIELD GOALS

Player	1-19	20-29	30-39	40-49	50+
J.Feely	0/0	6/6	12/15	11/14	1/1
Jets	0/0	6/6	12/15	11/14	1/1
Opp.	0/0	8/8	5/5	6/10	0/0

Feely: (24G)(33G, 24G, 39G)(30G)(38G)(40G, 43G)(23G, 41G, 44WL)(39G, 38 WR) (23G, 55G)(32G, 37G, 40G)) (48WR, 47G)(38G, 49G, 31G, 37G)(40G, 24G, 49G, 49G, 49WR)(38WR,37B)(35G, 43G)(20G, 39G, 40G)

Opponents: ((45G, 25G, 29G)(38G)(34G)(35G)(33G, 25G, 46WR, 47G)((48G)(49N, 21G)(26G, 40N)(40G, 28G) (49G, 32G)(43G)(24G, 48WL)(22G))

DEFENSIVE STATISTICS

Player	Tackles	Solo	Assists	TFL	Sacks/Yds	QH	INT/Yds	PD	FF	FR/Yds
David Harris	142	91	51	4	5.5/50.5	12	2/24	3	2	-
Bart Scott	107	76	31	12	1/15	15	-	1	-	-
Jim Leonhard	95	48	47	9	2.5/29.5	5	1/44	7	1	-
Marques Douglas	77	25	52	6	1.5/9.5	5	-	-	1	2/1
Darrelle Revis	72	59	13	-	-	-	6/121	34	-	-
Calvin Pace	67	43	24	13	8/63	16	-	1	3	-
Bryan Thomas	67	40	27	7	2/14	5	-	2	1	2/7
Kerry Rhodes	62	48	14	2	-	9	3/17	13	-	1/44
Sione Pouha	61	34	27	3	-	7	-	1	-	-
Shaun Ellis	56	30	26	7	6.5/42.5	18	-	2	2	-
Mike DeVito	37	19	18	1	-	6	-	-	-	3/8
Howard Green	37	13	24	-	-	4	-	-	-	-
Eric Smith	34	27	7	5	-	7	1/0	6	-	-
Dwight Lowery	32	27	5	-	-	1	3/41	10	-	1/0
Lito Sheppard	30	24	6	-	-	-	1/0	9	-	-
Donald Strickland	25	22	3	1	2/6	2	-	4	1	-
Kris Jenkins*	15	12	3	7	-	5	-	-	-	-
Drew Coleman	15	12	3	-	-	1	-	4	-	-
Vernon Gholston	14	9	5	2	-	2	-	-	-	-
James Ihedigbo	6	3	3	1	2/11	3	-	-	1	-
Ropati Pitoitua	6	1	5	-	-	4	-	-	-	-
Jamaal Westerman	5	5	-	2	1/13	4	-	-	-	2/39
Marques Murrell	3	3	-	1	-	2	-	-	-	-
Ryan Fowler	3	-	3	-	-	-	-	-	-	-
Marquice Cole	1	1	-	-	-	1	-	1	-	-
Larry Izzo*	1	-	1	-	-	-	-	-	-	-
TOTALS	1070	672	398	83	31/254	134	17/247	98	12	11/99

Miscellaneous:

Tackles: B. Edwards (6), D. Keller (3), J. Catchery (2), N. Mangold (2), L. Washington (2), D. Clowney (1), S. Greene (1), B. Hartsock (1), T. Jones (1), S. Pouha (1), T. Richardson, D. Woody (1)

Forced Fumbles: D. Keller (1)

Own Fumble Recoveries: T. Jones (2), M. Sanchez (2), K. Clemens (1), J. Catchery (1), A. Faneca (1), D. Ferguson (1), D. Keller (1), T. Richardson (1), D. Woody (1)

Touchdowns: Darrelle Revis (67 yd int return), Marques Douglas (1 yd fumble return)

Key: TFL = Tackles for Loss; QH = Quarterback Hits; INT = Interception; FF = Forced Fumble; FR = Fumble Recovery; PD = Pass Defensed

SPECIAL TEAMS TACKLES

Player	Totals	Tackles	Assists
James Ihedigbo	26	15	11
Eric Smith	25	17	8
Wallace Wright	22	16	6
Brad Smith	20	16	4
Larry Izzo*	18	8	10
Jamaal Westerman	14	5	9
Marques Murrell	13	8	5
Drew Coleman	12	7	5
Marquice Cole	11	7	4
Donald Strickland	9	5	4
Vernon Gholston	6	5	1
Jay Feely	6	5	1
Jason Trusnik	6	4	2
Danny Woodhead	6	3	3
Ryan Fowler	5	-	5
Ahmad Carroll	4	3	1
Steve Weatherford	3	3	-
Dwight Lowery	2	1	1
David Harris	2	1	1
David Clowney	1	-	1
James Dearth	1	-	1
TOTALS	212	129	83

SPECIAL TEAMS BIG PLAYS

Touchdowns (2): Brad Smith (4 yard blocked punt return, 11/22 at NE), Brad Smith (106 yards kickoff return, 12/27 at IND)

Blocked Punts (1): Eric Smith (11/22 at NE)

Blocked Punt Returns (1): Brad Smith (4 yard touchdown, 11/22 at NE)

Blocked Extra Point (1): Bryan Thomas (12/27 at IND)

Forced Fumbles (3): Larry Izzo* (12/3 at BUF), Marques Murrell (11/15 vs. JAC), Jason Trusnik (9/27 vs. TEN)

Fumble Recoveries (5): Larry Izzo* - 2 (9/27 vs. TEN)(10/18 vs. BUF), Jerricho Catchery (12/13 at TB), Jason Trusnik (9/27 vs. TEN), Jamaal Westerman (11/1 vs. Miami)

Own Fumble Recoveries (1): Jerricho Catchery (12/13 at TB)



Bart Scott



Eric Smith

* - Finished season on IR

2009 FINAL STANDINGS

AMERICAN FOOTBALL CONFERENCE

AFC EAST

Team	W	L	T	Pct	PF	PA	Home	Road	Div	Conf	Streak
z-New England Patriots	10	6	0	.625	427	285	8-0-0	2-6-0	4-2-0	7-5-0	Lost 1
y-New York Jets	9	7	0	.563	348	236	4-4-0	5-3-0	2-4-0	7-5-0	Won 2
Miami Dolphins	7	9	0	.438	360	390	4-4-0	3-5-0	4-2-0	5-7-0	Lost 3
Buffalo Bills	6	10	0	.375	258	326	3-5-0	3-5-0	2-4-0	4-8-0	Won 1

AFC NORTH

Team	W	L	T	Pct	PF	PA	Home	Road	Div	Conf	Streak
z-Cincinnati Bengals	10	6	0	.625	305	291	6-2-0	4-4-0	6-0-0	7-5-0	Lost 1
y-Baltimore Ravens	9	7	0	.563	391	261	6-2-0	3-5-0	3-3-0	7-5-0	Won 1
Pittsburgh Steelers	9	7	0	.563	368	324	6-2-0	3-5-0	2-4-0	6-6-0	Won 3
Cleveland Browns	5	11	0	.313	245	375	3-5-0	2-6-0	1-5-0	5-7-0	Won 4

AFC SOUTH

Team	W	L	T	Pct	PF	PA	Home	Road	Div	Conf	Streak
*-Indianapolis Colts	14	2	0	.875	416	307	7-1-0	7-1-0	6-0-0	10-2-0	Lost 2
Houston Texans	9	7	0	.563	388	333	4-4-0	5-3-0	1-5-0	6-6-0	Won 4
Tennessee Titans	8	8	0	.500	354	402	5-3-0	3-5-0	2-4-0	4-8-0	Won 1
Jacksonville Jaguars	7	9	0	.438	290	380	5-3-0	2-6-0	3-3-0	6-6-0	Lost 4

AFC WEST

Team	W	L	T	Pct	PF	PA	Home	Road	Div	Conf	Streak
z-San Diego Chargers	13	3	0	.813	454	320	6-2-0	7-1-0	5-1-0	9-3-0	Won 11
Denver Broncos	8	8	0	.500	326	324	4-4-0	4-4-0	3-3-0	6-6-0	Lost 4
Oakland Raiders	5	11	0	.313	197	379	2-6-0	3-5-0	2-4-0	4-8-0	Lost 2
Kansas City Chiefs	4	12	0	.250	294	424	1-7-0	3-5-0	2-4-0	3-9-0	Won 1

NATIONAL FOOTBALL CONFERENCE

NFC EAST

Team	W	L	T	Pct	PF	PA	Home	Road	Div	Conf	Streak
z-Dallas Cowboys	11	5	0	.688	361	250	6-2-0	5-3-0	4-2-0	9-3-0	Won 3
y-Philadelphia Eagles	11	5	0	.688	429	337	6-2-0	5-3-0	4-2-0	9-3-0	Lost 1
New York Giants	8	8	0	.500	402	427	4-4-0	4-4-0	4-2-0	6-6-0	Lost 2
Washington Redskins	4	12	0	.250	266	336	3-5-0	1-7-0	0-6-0	2-10-0	Lost 3

NFC NORTH

Team	W	L	T	Pct	PF	PA	Home	Road	Div	Conf	Streak
z-Minnesota Vikings	12	4	0	.750	470	312	8-0-0	4-4-0	5-1-0	9-3-0	Won 1
y-Green Bay Packers	11	5	0	.688	461	297	6-2-0	5-3-0	4-2-0	9-3-0	Won 2
Chicago Bears	7	9	0	.438	327	375	5-3-0	2-6-0	3-3-0	5-7-0	Won 2
Detroit Lions	2	14	0	.125	262	494	2-6-0	0-8-0	0-6-0	1-11-0	Lost 6

NFC SOUTH

Team	W	L	T	Pct	PF	PA	Home	Road	Div	Conf	Streak
*-New Orleans Saints	13	3	0	.813	510	341	6-2-0	7-1-0	4-2-0	9-3-0	Lost 3
Atlanta Falcons	9	7	0	.563	363	325	6-2-0	3-5-0	3-3-0	6-6-0	Won 3
Carolina Panthers	8	8	0	.500	315	308	5-3-0	3-5-0	4-2-0	8-4-0	Won 3
Tampa Bay Buccaneers	3	13	0	.188	244	400	1-7-0	2-6-0	1-5-0	3-9-0	Lost 1

NFC WEST

Team	W	L	T	Pct	PF	PA	Home	Road	Div	Conf	Streak
z-Arizona Cardinals	10	6	0	.625	375	325	4-4-0	6-2-0	4-2-0	8-4-0	Lost 1
San Francisco 49ers	8	8	0	.500	330	281	6-2-0	2-6-0	5-1-0	7-5-0	Won 2
Seattle Seahawks	5	11	0	.313	280	390	4-4-0	1-7-0	3-3-0	4-8-0	Lost 4
St. Louis Rams	1	15	0	.063	175	436	0-8-0	1-7-0	0-6-0	1-11-0	Lost 8

x-Clinched playoff spot; y-Wild Card; z-Clinched Division; *-Clinched division and home field advantage

WILD-CARD PLAYOFFS

Saturday, January 9, 2010

N.Y. Jets 24, CINCINNATI 14
DALLAS 34, Philadelphia 14

Sunday, January 10, 2010

Baltimore 33, NEW ENGLAND 14
ARIZONA 51, Green Bay 45

DIVISIONAL PLAYOFFS

Saturday, January 16, 2010

NEW ORLEANS 45, Arizona 14
INDIANAPOLIS 20, Baltimore 3

Sunday, January 17, 2010

MINNESOTA 34, Dallas 3
N.Y. Jets 17, SAN DIEGO 14

CONFERENCE CHAMPIONSHIPS

Sunday, January 24, 2010

INDIANAPOLIS 30, N.Y. Jets 17
NEW ORLEANS 31, Minnesota 28



SUPER BOWL XLIV

Sunday, February 7, 2010

Miami, Florida
New Orleans (NFC) 31, Indianapolis (AFC) 17

2009 GAME-BY-GAME STATISTICS

OFFENSE

	First Downs				Offense			Net Passing						Net Rushing				Pen		Fum		
Game	T	R	P	PN	Att	Yds	Avg	A	C	I	Yds	TD	SK	AT	Yds	Avg	TD	No	Yds	No	Lst	T.O.P.
at HST 9/13	22	7	13	2	73	462	6.3	31	18	1	272	1	0	42	190	4.5	2	10	80	2	0	38:46
vs. NE 9/20	14	4	10	0	55	254	4.6	22	14	0	137	1	2	31	117	3.8	0	8	55	2	1	29:10
vs. TEN 9/27	13	3	10	0	64	229	3.6	30	17	1	146	2	3	31	83	2.7	1	3	25	2	1	32:38
at NO 10/4	14	6	6	2	58	244	4.2	27	14	3	112	0	4	27	132	4.9	1	3	21	1	1	27:21
at MIA 10/12	20	8	8	4	55	309	5.6	24	12	0	171	1	1	30	138	4.6	2	6	56	0	0	26:25
vs. BUF 10/18	15	10	5	0	72	414	5.8	30	10	6	96	0	2	40	318	8.0	1	14	96	2	0	33:13
at OAK 10/25	26	16	8	2	71	447	6.3	16	9	0	131	1	1	54	316	5.9	4	2	8	4	0	35:57
vs. MIA 11/1	23	7	14	2	77	378	4.9	35	20	0	251	2	2	40	127	3.2	1	6	40	2	1	34:06
vs. JAX 11/15	19	7	10	2	60	322	5.4	31	16	2	212	1	0	29	110	3.8	1	4	26	1	1	28:53
at NE 11/22	12	5	7	0	49	226	4.6	21	8	4	122	1	2	26	104	4.0	0	5	28	1	1	20:06
vs. CAR 11/29	16	9	7	0	60	283	4.7	18	13	1	144	0	3	39	139	3.6	1	3	24	2	2	33:18
at BUF 12/3	17	12	5	0	65	331	5.1	17	8	0	82	1	5	43	249	5.8	0	3	18	2	0	35:10
at TB 12/13	14	6	7	1	66	310	4.7	24	13	0	135	0	1	41	175	4.3	2	6	63	2	1	34:06
vs. ATL 12/20	17	6	11	0	67	314	4.7	32	18	3	215	1	2	33	99	3.0	0	6	65	1	0	30:24
at IND 12/27	17	11	5	1	65	293	4.5	19	12	0	91	0	2	44	202	4.6	1	5	52	0	0	33:06
vs. CIN 1/3	21	15	5	1	73	320	4.4	16	8	0	63	0	0	57	257	4.5	4	4	20	0	0	41:14
Total	280	132	131	17	1,030	5,136	5.0	393	210	21	2,380	12	30	607	2,756	4.5	21	88	677	24	9	31:43

OPPONENTS

	First Downs				Offense			Net Passing						Net Rushing				Pen		Fum		
Game	T	R	P	PN	Att	Yds	Avg	A	C	I	Yds	TD	SK	Att	Yds	Avg	TD	No	Yds	No	Lst	T.O.P.
at HST 9/13	11	3	7	1	48	183	3.8	33	18	1	145	0	2	13	38	2.9	0	6	37	2	1	21:14
vs. NE 9/20	18	5	10	3	67	299	4.5	47	23	1	216	0	0	20	83	4.2	0	11	89	0	0	30:50
vs. TEN 9/27	17	8	9	0	69	286	4.1	37	15	2	159	1	2	30	127	4.2	1	3	15	2	2	27:22
at NO 10/4	18	9	8	1	64	343	5.4	32	20	0	190	0	0	32	153	4.8	1	7	70	2	1	32:39
at MIA 10/12	23	10	13	0	64	413	6.5	28	21	0	262	2	0	36	151	4.2	2	8	112	0	0	33:35
vs. BUF 10/18	20	8	7	5	73	296	4.1	30	15	1	154	1	1	42	142	3.4	0	8	64	1	1	39:03
at OAK 10/25	13	5	8	0	52	263	5.1	30	16	2	144	0	3	19	119	6.3	0	3	24	2	2	24:03
vs. MIA 11/1	10	3	6	1	51	104	2.0	22	12	0	52	1	6	23	52	2.3	0	4	25	1	1	25:54
vs. JAX 11/15	18	6	11	1	60	347	5.8	26	16	0	208	1	2	32	139	4.3	2	5	40	2	1	31:07
at NE 11/22	27	11	14	2	78	410	5.3	41	28	0	299	1	2	35	111	3.2	2	6	51	3	1	39:54
vs. CAR 11/29	11	4	6	1	62	179	2.9	34	14	4	104	0	3	25	75	3.0	0	5	30	0	0	26:42
at BUF 12/3	10	5	5	0	50	194	3.9	23	9	1	71	0	3	24	123	5.1	1	1	5	3	1	24:50
at TB 12/13	6	2	3	1	56	124	2.2	33	14	3	81	0	3	20	43	2.2	0	6	34	1	0	25:54
vs. ATL 12/20	12	3	8	1	62	238	3.8	34	16	0	152	1	0	28	86	3.1	0	4	25	0	0	29:36
at IND 12/27	18	2	12	4	57	286	5.0	32	18	1	222	0	2	23	64	2.8	2	3	15	1	1	26:54
vs. CIN 1/3	5	3	1	1	40	72	1.8	19	4	1	0	0	3	18	72	4.0	0	7	44	2	2	18:46
Total	237	87	128	22	953	4,037	4.2	501	259	17	2,459	8	32	420	1,578	3.8	11	87	680	22	14	28:17

2009 QUARTER-BY-QUARTER SCORING

Date	Opp.	JETS							OPPONENTS							Total
		W-L	1st	2nd	3rd	4th	OT	Total	1st	2nd	3rd	4th	OT	Total		
9/13	at HST	W	3	7	7	7	N/A	24	0	0	7	7	N/A	7		
9/20	vs. NE	W	0	3	10	3	N/A	16	3	6	0	0	N/A	9		
9/27	vs. TEN	W	14	0	7	3	N/A	24	0	10	7	0	N/A	17		
10/4	at NO	L	0	3	7	0	N/A	10	3	14	0	7	N/A	24		
10/12	at MIA	L	7	6	0	14	N/A	27	10	0	0	21	N/A	31		
10/18	vs. BUF	L	3	10	0	0	0	13	3	0	10	0	3	16		
10/25	at OAK	W	14	10	7	7	N/A	38	0	0	0	0	N/A	0		
11/1	vs. MIA	L	0	3	16	6	N/A	25	0	3	21	6	N/A	30		
11/15	vs. JAX	L	10	3	0	9	N/A	22	7	14	0	3	N/A	24		
11/22	at NE	L	0	7	7	0	N/A	14	14	10	0	7	N/A	31		
11/29	vs. CAR	W	7	7	0	3	N/A	17	0	3	0	3	N/A	6		
12/3	at BUF	W	3	13	0	3	N/A	19	3	7	0	3	N/A	13		
12/13	at TB	W	6	13	0	7	N/A	26	0	0	3	0	N/A	3		
12/20	vs. ATL	L	7	0	0	0	N/A	7	3	0	0	7	N/A	10		
12/27	at IND	W	0	3	15	11	N/A	29	6	3	6	0	N/A	15		
1/3	vs. CIN	W	7	20	3	7	N/A	37	0	0	0	0	N/A	0		
Totals		9-7	81	108	79	80	0	348	52	70	47	64	3	236		



Damien Woody

SUPERLATIVES

JETS SINGLE-GAME TEAM HIGHS & LOWS

	HIGH		LOW	
Yards/First Downs				
Total Net Yards	462	at HST 9/13	226	at NE 11/22
Total Plays	77	vs. MIA 11/1	49	at NE 11/22
First Downs	26	at OAK 10/25	12	at NE 11/22
Rushing				
Rushing Yards	318	vs. BUF 10/18	83	vs. TEN 9/27
Rushing Attempts	57	vs. CIN 1/3	26	at NE 11/22
Average Gain/Rush	8.0	vs. BUF 10/18	2.7	vs. TEN 9/27
Passing				
Net Passing Yards	272	at HST 9/13	63	vs. CIN 1/3
Pass Attempts	35	vs. MIA 11/1	15	at OAK 10/25
Pass Completions	20	vs. MIA 11/1	8	three, vs. CIN 1/3
Average Gain/Pass	8.8	at HST 9/13	3.0	vs. BUF 10/18
Passes Intercepted	6	vs. BUF 10/18	0	eight, vs. CIN 1/3
Sacks Allowed	5	at BUF 12/3	0	three, vs. CIN 1/3
Fumbles				
Fumbles Lost	2	vs. CAR 11/29	0	eight, vs. CIN 1/3
Penalties				
Penalties	14	vs. BUF 10/18	2	at OAK 10/25
Yards Penalized	96	vs. BUF 10/18	8	at OAK 10/25
Points/Time Of Possession				
Points	38	at OAK 10/25	7	vs. ATL 12/20
Touchdowns	5	at OAK 10/25	1	twice, vs. ATL 12/20
Time of Possession	41:14	vs. CIN 1/3	20:06	at NE 11/22



Shonn Greene

JETS SINGLE-GAME INDIVIDUAL BESTS

Rushing	
Yards Rushing	210 Thomas Jones vs. BUF 10/18
Rushing Attempts	27 twice, Thomas Jones vs. CIN 1/3
Longest Run	71 Thomas Jones vs. BUF 10/18
Longest TD Run	71 Thomas Jones vs. BUF 10/18
Passing	
Yards Passing (gross)	272 Mark Sanchez at HST 9/13
Passes Attempted	35 Mark Sanchez vs. MIA 11/1
Passes Completed	20 Mark Sanchez vs. MIA 11/1
TD Passes	2 twice, Mark Sanchez vs. MIA 11/1
Receiving	
Yards Receiving	108 Jericho Cotchery vs. TEN 9/27
Receptions	8 twice, Dustin Keller vs. MIA 11/1
Longest Completion	65 M. Sanchez to Braylon Edwards vs. ATL 12/20
Longest TD Pass	65 M. Sanchez to Braylon Edwards vs. ATL 12/20
Special Teams/Defense	
Longest Kick Return	106 Brad Smith at IND 12/27
Longest Punt	66 Steve Weatherford vs. CAR 11/29
Longest Punt Return	37 Jim Leonhard vs. TEN 9/27
Longest Field Goal	55 Jay Feely vs. MIA 11/1
Longest FG Att.	55 Jay Feely vs. MIA 11/1
Most Tackles	18 David Harris vs. BUF 10/18
QB Sacks	3 Calvin Pace at OAK 10/25
Interceptions	2 D. Revis & K. Rhodes vs. CAR 11/29
Longest INT for a TD	67 Darrelle Revis vs. CAR 11/29

OPPONENTS SINGLE-GAME TEAM HIGHS & LOWS

	HIGH		LOW	
Yards/First Downs				
Total Net Yards	413	at MIA 10/12	72	CIN 1/3
Total Plays	78	at NE 11/22	40	CIN 1/3
First Downs	27	at NE 11/22	5	CIN 1/3
Rushing				
Rushing Yards	153	at NO 10/4	38	at HST 9/13
Rushing Attempts	42	BUF 10/18	13	at HST 9/13
Average Gain/Rush	6.3	at OAK 10/25	2.2	at TB 12/13
Passing				
Net Passing Yards	299	at NE 11/22	0	CIN 1/3
Pass Attempts	47	NE 9/20	19	CIN 1/3
Pass Completions	28	at NE 11/22	4	CIN 1/3
Average Gain/Pass	9.4	at MIA 10/12	0.0	CIN 1/3
Passes Intercepted	4	vs. CAR 11/29	0	six, ATL 12/20
Sacks Allowed	6	MIA 11/1	0	four, ATL 12/20
Fumbles				
Fumbles Lost	2	three, CIN 1/3	0	five, ATL 12/20
Penalties				
Penalties	11	NE 9/20	1	at BUF 12/3
Yards Penalized	112	at MIA 10/12	5	at BUF 12/3
Points/Time Of Possession				
Points	31	twice, at NE 11/22	0	twice, CIN 1/3
Touchdowns	4	three, at NE 11/22	0	five, CIN 1/3
Time of Possession	39:54	at NE 11/22	18:46	CIN 1/3



Brandon Moore

OPPONENTS SINGLE-GAME INDIVIDUAL BESTS


Rushing	
Yards Rushing	123 Maurice Jones-Drew JAX 11/15
Rushing Attempts	22 Chris Johnson TEN 9/27
Longest Run	35 twice, Marshawn Lynch at BUF 12/3
Longest TD Run	33 Maurice Jones-Drew JAX 11/15
Passing	
Yards Passing (gross)	310 Tom Brady at NE 11/22
Passes Attempted	47 Tom Brady NE 9/20
Passes Completed	28 Tom Brady at NE 11/22
TD Passes	2 Chad Henne at MIA 10/12
Receiving	
Yards Receiving	192 Wes Welker at NE 11/22
Receptions	15 Wes Welker at NE 11/22
Longest Completion	59 Chad Henne to Ricky Williams at MIA 10/12
Longest TD Pass	53 Chad Henne to Ted Ginn at MIA 10/12
Special Teams/Defense	
Longest Kick Return	101 Ted Ginn, Jr. MIA 11/1
Longest Punt	66 Brandon Fields MIA 11/1
Longest Punt Return	40 Quan Cosby CIN 1/3
Longest Field Goal	48 Dan Carpenter MIA 11/1
Longest FG Att.	49 Josh Scobee JAX 11/15
Most Tackles	17 Jon Beason CAR 11/29
QB Sacks	2 three, Dwight Freeny at IND 12/27
Interceptions	3 Leigh Bodden at NE 11/22
Longest INT for a TD	99 Darren Sharper at NO 10/4

OFFENSIVE STARTERS

Game	QB	RB	FB	TE	WR	WR	LT	LG	C	RG	RT
at HST 9/13	Sanchez	Jones	Richardson	Keller	Stuckey	Cotchery	Ferguson	Faneca	Mangold	Moore	Woody
vs. NE 9/20	Sanchez	Jones	Richardson	Keller	Stuckey	Cotchery	Ferguson	Faneca	Mangold	Moore	Woody
vs. TEN 9/27	Sanchez	Jones	Richardson	Keller	Stuckey	Cotchery	Ferguson	Faneca	Mangold	Moore	Woody
at NO 10/4	Sanchez	Jones	Richardson	Keller	Hartscock (TE)	Cotchery	Ferguson	Faneca	Mangold	Moore	Woody
at MIA 10/12	Sanchez	Jones	Turner	Hartscock	Edwards	B. Smith	Ferguson	Faneca	Mangold	Moore	Woody
vs. BUF 10/18	Sanchez	Jones	Richardson	Keller	Edwards	Clowney	Ferguson	Faneca	Mangold	Moore	Woody
at OAK 10/25	Sanchez	Jones	Richardson	Hartscock	Edwards	Turner (TE)	Ferguson	Faneca	Mangold	Moore	Woody
vs. MIA 11/1	Sanchez	Jones	Hartscock (TE)	Keller	Edwards	Cotchery	Ferguson	Faneca	Mangold	Moore	Woody
vs. JAX 11/15	Sanchez	Jones	Richardson	Keller	Edwards	Cotchery	Ferguson	Faneca	Mangold	Moore	Woody
at NE 11/22	Sanchez	Jones	Richardson	Keller	Edwards	Cotchery	Ferguson	Faneca	Mangold	Moore	Woody
vs. CAR 11/29	Sanchez	Jones	Clowney (WR)	Keller	Edwards	Cotchery	Ferguson	Faneca	Mangold	Moore	Woody
at BUF 12/3	Sanchez	Jones	Clowney (WR)	Keller	Edwards	Cotchery	Ferguson	Faneca	Mangold	Moore	Woody
at TB 12/13	Clemens	Jones	Hunter (TE)	Mulligan	Hartscock (TE)	B. Smith	Ferguson	Faneca	Mangold	Moore	Woody
vs. ATL 12/20	Sanchez	Jones	Richardson	Keller	Edwards	Cotchery	Ferguson	Faneca	Mangold	Moore	Woody
at IND 12/27	Sanchez	Jones	Hartscock (TE)	Keller	Edwards	Cotchery	Ferguson	Faneca	Mangold	Moore	Woody
vs. CIN 1/3	Sanchez	Jones	Richardson	Hartscock	Edwards	Cotchery	Ferguson	Faneca	Mangold	Moore	Woody



Jerricho Cotchery



Calvin Pace

DEFENSIVE STARTERS

Game	DE	NT	DT	OLB	ILB	ILB	OLB	CB	S	S	CB
at HST 9/13	Douglas	Jenkins	Pouha	Thomas	Scott	Harris	Gholston	Revis	Rhodes	Leonhard	Sheppard
vs. NE 9/20	Ellis	Jenkins	Douglas	Thomas	Scott	Harris	Strickland (3-CB)	Revis	Rhodes	Leonhard	Sheppard
vs. TEN 9/27	Ellis	Jenkins	Pouha	Thomas	Scott	Harris	Gholston	Revis	Rhodes	Leonhard	Lowery
at NO 10/4	Ellis	Jenkins	Douglas	Thomas	Scott	Harris	Gholston	Revis	Rhodes	Leonhard	Lowery
at MIA 10/12	Ellis	Jenkins	Douglas	Thomas	Scott	Harris	Pace	Revis	Rhodes	Leonhard	Pouha (DT)
vs. BUF 10/18	Ellis	Jenkins	Pouha	Thomas	Scott	Harris	Pace	Revis	Rhodes	Leonhard	Sheppard
at OAK 10/25	Ellis	Pouha	Douglas	Thomas	Scott	Harris	Pace	Revis	Rhodes	Leonhard	Lowery
vs. MIA 11/1	Ellis	Pouha	Douglas	Thomas	Scott	Harris	Pace	Revis	Rhodes	Leonhard	Lowery
vs. JAX 11/15	Ellis	Pouha	Douglas	Thomas	Scott	Harris	Pace	Revis	Rhodes	Leonhard	Lowery
at NE 11/22	Ellis	Pouha	Coleman (3-CB)	Thomas	Scott	Harris	Pace	Revis	Rhodes	Leonhard	Strickland
vs. CAR 11/29	Ellis	Pouha	Douglas	Thomas	Scott	Harris	Pace	Revis	E. Smith	Leonhard	Sheppard
at BUF 12/3	Ellis	Pouha	Douglas	Thomas	Scott	Harris	Pace	Revis	E. Smith	Leonhard	Sheppard
at TB 12/13	Ellis	Pouha	DeVito	Rhodes (S)	Scott	Harris	Pace	Revis	E. Smith	Leonhard	Sheppard
vs. ATL 12/20	Ellis	Pouha	Douglas	Thomas	Scott	Harris	Pace	Revis	Rhodes	Leonhard	Sheppard
at IND 12/27	Ellis	Pouha	Douglas	E. Smith (S)	Scott	Harris	Pace	Revis	Rhodes	Leonhard	Sheppard
vs. CIN 1/3	Ellis	Pouha	Douglas	Thomas	Scott	Harris	Pace	Revis	Rhodes	Leonhard	Sheppard

PARTICIPATION

Name	HOU	NE	TEN	NO	MIA	BUF	OAK	MIA	JAC	NE	CAR	BUF	TB	ATL	IND	CIN	GP/GS/ DNP/IA
Ainge, E	3-QB	IA	3-QB	3-QB	3-QB	3-QB	3-QB	3-QB	3-QB	IA	3-QB	3-QB	DNP	3-QB	3-QB	3-QB	0/0/1/15
Carroll, A	X	X	X	X	IA	X	X	IA	IA	waived	-	-	-	-	-	-	6/0/0/3
Clemens, K	DNP	DNP	DNP	DNP	DNP	DNP	X	X	X	X	X	X	QB	X	X	X	10/16/0
Clowney, D	X	X	IA	X	X	WR	X	X	X	X	WR	WR	X	IA	X	IA	13/3/0/3
Cole, M	IA	waived	X	X	X	IA	X	IA	X	X	X	X	X	IA	X	X	11/0/0/4
Coleman, D	IA	X	X	X	X	X	X	X	X	DB	X	X	X	X	X	X	15/1/0/1
Cotchery, J	WR	WR	WR	WR	X	IA	IA	WR	WR	WR	WR	WR	X	WR	WR	WR	14/12/0/2
Cummings, K	-	-	-	-	-	-	-	-	-	IA	IA	IA	IA	IA	IA	IA	0/0/0/7
Dearth, J	X	X	X	X	X	X	X	X	X	X	X	X	X	X	X	X	16/0/0/0
DeVito, M	X	IA	X	X	X	X	X	X	X	X	X	X	DT	X	X	X	15/1/0/1
Douglas, M	END	DT	X	DT	DT	X	DT	DT	X	DT	DT	X	DT	X	DT	DT	16/12/0/0
Edwards, B	-	-	-	-	WR	WR	WR	WR	WR	WR	WR	WR	X	WR	WR	WR	12/11/0/0
Ellis, S	RS	END	END	END	END	END	END	END	END	END	END	END	END	END	END	END	15/15/0/0
Faneca, A	LG	LG	LG	LG	LG	LG	LG	LG	LG	LG	LG	LG	LG	LG	LG	LG	16/16/0/0
Feely, J	K	K	K	K	K	K	K	K	K	K	K	K	K	K	K	K	16/0/0/0
Ferguson, D	LT	LT	LT	LT	LT	LT	LT	LT	LT	LT	LT	LT	LT	LT	LT	LT	16/16/0/0
Fowler, R	IA	IA	X	IA	X	IA	X	IA	IA	IA	IA	IA	X	X	X	X	8/0/0/8
Gholston, V	OLB	X	OLB	OLB	X	X	X	IA	IA	IA	X	X	X	X	X	X	14/3/0/2
Green, H	X	IA	X	IA	X	released	X	X	X	X	X	X	X	X	IA	X	12/0/0/3
Greene, S	IA	DNP	X	X	X	X	X	X	X	X	X	X	X	X	X	X	14/0/1/1
Harris, D	MIKE	MIKE	MIKE	MIKE	MIKE	MIKE	MIKE	MIKE	MIKE	MIKE	MIKE	MIKE	MIKE	MIKE	MIKE	MIKE	16/16/0/0
Hartscock, B	X	X	X	TE	TE	X	TE	TE	X	X	X	X	TE	X	TE	TE	16/7/0/0
Hunter, W	X	X	X	X	X	X	X	X	X	X	X	X	TE	X	X	X	16/1/0/0
Ihedigbo, J	X	X	X	X	X	X	IA	X	X	X	X	X	X	X	X	X	15/0/0/1
Izzo, L	X	X	X	X	X	X	X	X	X	X	X	X	IR	-	-	-	12/0/0/0
Jenkins, K	NT	NT	NT	NT	NT	NT	IR	-	-	-	-	-	-	-	-	-	6/6/0/0
Jones, T	RB	RB	RB	RB	RB	RB	RB	RB	RB	RB	RB	RB	RB	RB	RB	RB	16/16/0/0
Keller, D	TE	TE	TE	TE	X	TE	X	TE	TE	TE	TE	TE	X	TE	TE	X	16/12/0/0
Leonhard, J	S	S	S	S	S	S	S	S	S	S	S	S	S	S	S	S	16/16/0/0
Lowery, D	X	X	CB	CB	X	X	CB	CB	CB	X	IA	IA	IA	X	X	X	13/5/0/3
Mangold, N	C	C	C	C	C	C	C	C	C	C	C	C	C	C	C	C	16/16/0/0
McKee, R	-	-	-	-	-	-	-	-	-	-	-	-	IA	WAIVED	-	-	0/0/0/1
Miller, J	-	-	-	-	-	-	-	X	IA	IA	WAIVED	-	-	-	-	-	1/0/0/2
Moore, B	RG	RG	RG	RG	RG	RG	RG	RG	RG	RG	RG	RG	RG	RG	RG	RG	16/16/0/0
Mulligan, M	IA	IA	waived	-	-	-	-	-	-	-	X	TE	X	X	X	X	5/1/0/2
Murrell, M	X	X	X	X	X	X	IA	IA	X	X	X	X	IA	IA	IA	IA	10/0/0/6
O'Connell, K	IA	3-QB	IA	IA	IA	IA	IA	IA	IA	3-QB	IA	IA	3-QB	IA	IA	IA	0/0/0/16
Pace, C	RS	RS	RS	RS	OLB	OLB	OLB	OLB	OLB	OLB	OLB	OLB	OLB	OLB	OLB	OLB	12/12/0/0
Pitoutua, R	X	IA	IA	IA	IA	X	X	X	X	IA	X	IA	IA	X	IA	X	8/0/0/8
Pouha, S	DT	X	DT	X	DT	DT	NT	NT	NT	NT	NT	NT	NT	NT	NT	NT	16/14/0/0
Revis, D	CB	CB	CB	CB	CB	CB	CB	CB	CB	CB	CB	CB	CB	CB	CB	CB	16/16/0/0
Rhodes, K	S	S	S	S	S	S	S	S	S	S	S	X	S	S	S	S	16/14/0/0
Richardson, T	FB	FB	FB	FB	X	FB	FB	X	FB	FB	X	X	X	FB	X	FB	16/10/0/0
Sanchez, M	QB	QB	QB	QB	QB	QB	QB	QB	QB	QB	QB	QB	IA	QB	QB	QB	15/15/0/0
Scott, B	WILL	WILL	WILL	WILL	WILL	WILL	WILL	WILL	WILL	WILL	WILL	WILL	WILL	WILL	WILL	WILL	16/16/0/0
Sheppard, L	CB	CB	IA	IA	CB	IA	CB	IA	CB	CB	CB	CB	CB	CB	CB	CB	11/9/0/5
Slauson, M	IA	IA	IA	IA	IA	IA	IA	IA	IA	IA	IA	X	X	X	IA	IA	3/0/0/13
Smith, B	X	X	X	X	WR	IA	IA	IA	X	X	X	X	WR	X	X	X	13/2/0/3
Smith, E	X	X	X	X	X	X	X	X	X	S	S	S	S	X	X	X	16/4/0/0
Strickland, D	X	CB	IA	IA	IA	IA	X	X	X	CB	IA	IA	X	X	X	IA	9/2/0/7
Stuckey, C	WR	WR	WR	X	traded	-	-	-	-	-	-	-	-	-	-	-	4/3/0/0
Thomas, B	OLB	OLB	OLB	OLB	OLB	OLB	OLB	OLB	OLB	OLB	OLB	OLB	X	OLB	X	OLB	16/14/0/0
Trusnik, J	X	X	X	X	traded	-	-	-	-	-	-	-	-	-	-	-	4/0/0/0
Turner, R	X	X	X	X	FB	X	TE	X	X	X	X	IA	IA	IA	X	X	13/2/0/3
Washington, C	-	-	-	-	-	-	-	-	-	-	-	-	-	IA	IA	IA	0/0/0/3
Washington, L	X	X	X	X	X	X	X	IR	-	-	-	-	-	-	-	-	7/0/0/0
Weatherford, S	P	P	P	P	P	P	P	P	P	P	P	P	P	P	P	P	16/0/0/0
Westerman, J	X	X	IA	X	IA	X	X	X	X	X	X	X	X	X	X	X	14/0/0/2
Woodhead, D	-	-	-	-	-	X	X	X	IA	X	X	X	X	X	X	X	10/0/0/1
Woody, D	RT	RT	RT	RT	RT	RT	RT	RT	RT	RT	RT	RT	RT	RT	RT	RT	16/16/0/0
Wright, W	X	X	X	X	X	X	X	X	X	X	X	X	X	X	X	X	16/0/0/0

TRANSACTIONS

APRIL, 2009

15	P Eric Wilbur	Signed, FA
20	OL Michael Kracalik	Signed, FA
25	Acquired 2009 No. 5 overall pick via trade (CLV) for S Abram Elam, DE Kenyon Coleman, QB Brett Ratliff, 2009 No. 17 overall pick and 2009 No. 52 overall pick (Second round)	
25	QB Mark Sanchez	Drafted (First round – No. 5 pick)
26	Acquired 2009 No. 65 overall pick (Third round) via trade (DET) for 2009 No. 76 overall pick (Third round), No. 115 overall pick (Fourth round) and No. 228 overall pick (Seventh round).	
26	RB Shonn Greene	Drafted (Third round – No. 65 pick)
26	OL Matt Slauson	Drafted (Sixth round – No. 193 pick)
27	P Reggie Hodges	Waived
27	RB Marcus Mason	Waived
28	QB Brett Favre	Released from Reserve/Retired



MAY, 2009

1	TE J'Nathan Bullock	Signed, Undrafted FA
1	P T.J. Conley	Signed, Undrafted FA
1	S Emanuel Cook	Signed, Undrafted FA
1	TE/LS Andrew Davie	Signed, Undrafted FA
1	WR Britt Davis	Signed, Undrafted FA
1	S Keith Fitzhugh	Signed, Undrafted FA
1	DT Matt Kroul	Signed, Undrafted FA
1	OL Kyle Link	Signed, Undrafted FA
1	OT Ryan McKee	Signed, Undrafted FA
1	TE Rob Myers	Signed, Undrafted FA
1	C Michael Parenton	Signed, Undrafted FA
1	QB Chris Pizzotti	Signed, Undrafted FA
1	DE Zach Potter	Signed, Undrafted FA
1	FB Brannan Southerland	Signed, Undrafted FA
1	DL Ty Steinkuhler	Signed, Undrafted FA
1	OT Tavita Thompson	Signed, Undrafted FA
1	DE Jamaal Westerman	Signed, Undrafted FA
4	DT/LS Anthony Harris	Signed, Undrafted FA
4	TE Jack Simmons	Signed, Undrafted FA
12	TE Bubba Franks	Re-signed, UFA
19	OL Matt Slauson	Signed
19	CB Tyron Brackenridge	Waived
26	TE Martrez Milner	Claimed off waivers (NYG)
26	OL Kyle Link	Waived
27	TE Rob Myers	Waived

JUNE, 2009

1	FB Brannan Southerland	Waived
4	DT/LS Anthony Harris	Waived
9	LB Craig Kobel	Signed, FA
9	LB Nate Harris	Waived
9	DL Brian Schaefering	Waived
10	P Reggie Hodges	Signed, FA
10	P Eric Wilbur	Waived
10	QB Mark Sanchez	Signed
11	TE Martrez Milner	Waived
15	RB Shonn Greene	Signed
16	RB Brock Christopher	Signed, FA

24	CB Rashad Barksdale	Claimed off waivers (NYG)
25	WR Mario Urrutia	Claimed off waivers (CIN)
29	G Mike Fladell	Claimed off waivers (NYG)
29	TE/LS Andrew Davie	Waived

JULY, 2009


1	G Mike Fladell	Waived
7	OL Nevin McCaskill	Signed, FA
13	TE Bubba Franks	Released
14	TE Richard Owens	Signed, FA

AUGUST, 2009

3	TE Kevin Brock	Claimed off waivers (CAR)
4	TE Richard Owens	Released
5	WR Aundrea Allison	Claimed off waivers (MIN)
5	WR Mario Urrutia	Waived
12	K Parker Douglass	Signed, FA
12	WR Huey Whittaker	Waived
15	G Dennis Conley	Signed, FA
15	WR Paul Raymond	Waived
15	QB Chris Pizzotti	Waived
16	P T.J. Conley	Waived
16	LB Joshua Mauga	Signed, Undrafted FA
16	P Kenneth Parrish	Signed, FA
17	TE J'Nathan Bullock	Waived
17	WR Huey Whittaker	Re-signed, FA
18	S Keith Fitzhugh	Waived
19	S Nate Ness	Signed, FA
20	G Dennis Conley	Waived
21	QB Chris Pizzotti	Re-signed, FA
26	OT Tavita Thompson	Waived
27	RB Anthony Kimble	Signed, FA
28	LB Joshua Mauga	Waived
28	P Kenneth Parrish	Waived
28	P Glenn Pakulak	Claimed off waivers (NO)
31	QB Chris Pizzotti	Waived
31	S Nate Ness	Waived
31	LB Craig Kobel	Waived
31	WR Huey Whittaker	Waived

SEPTEMBER, 2009

2	P Glenn Pakulak	Waived
3	TE Ben Hartsock	Signed, FA
5	WR Aundrea Allison	Injured Reserve
5	CB Rashad Barksdale	Waived
5	TE Kevin Brock	Waived
5	TE Kareem Brown	Waived
5	RB Jehuu Caulcrick	Waived
5	FB Brock Christopher	Waived
5	S Emanuel Cook	Waived
5	LB Kenwin Cummings	Waived
5	OL Stanley Daniels	Waived



5	WR Britt Davis	Waived
5	K Parker Douglass	Waived
5	WR Marcus Henry	Waived
5	RB Anthony Kimble	Waived
5	DT Matt Kroul	Waived
5	T Nevin McCaskill	Waived
5	OT Ryan McKee	Waived
5	C Michael Parenton	Waived
5	DE Zach Potter	Waived
5	TE Jack Simmons	Waived
5	DL Ty Steinkuhler	Waived
5	DL Shaun Ellis	Reserve/Suspended
5	LB Calvin Pace	Reserve/Suspended
6	QB Kevin O'Connell	Acquired via trade from DET
6	FB Jason Davis	Claimed off waivers (CHI)
6	P A.J. Trapasso	Claimed off waivers (TEN)
6	TE Matthew Mulligan	Claimed off waivers (TEN)
6	P Reggie Hodges	Waived
6	OL Mike Kracalik	Waived
6	LB Brandon Renkart	Waived
6	RB Danny Woodhead	Waived
7	FB Jehu Caulcrick	Signed, Practice Squad
7	DB Emanuel Cook	Signed, Practice Squad
7	ILB Kenwin Cummings	Signed, Practice Squad
7	S Keith Fitzhugh	Signed, Practice Squad
7	WR Marcus Henry	Signed, Practice Squad
7	DT Matt Kroul	Signed, Practice Squad
7	OT Ryan McKee	Signed, Practice Squad
7	TE Jack Simmons	Signed, Practice Squad
8	FB Jason Davis	Waived
8	LB Ryan Fowler	Signed, FA
8	P A.J. Trapasso	Waived
8	P Steve Weatherford	Signed, FA
9	FB Jehu Caulcrick	Released, Practice Squad
9	RB Danny Woodhead	Signed, Practice Squad
10	S Emanuel Cook	Released, Practice Squad
10	FB Jason Davis	Signed, Practice Squad
14	CB Marquice Cole	Waived
15	DE Shaun Ellis	Reinstated from Reserve/Suspended list
16	CB Marquice Cole	Signed, Practice Squad
16	TE Jack Simmons	Released, Practice Squad
22	TE Matthew Mulligan	Waived
23	CB Marquice Cole	Signed, FA
24	TE Matthew Mulligan	Signed, Practice Squad

OCTOBER, 2009

5	LB Calvin Pace	Reinstated from Reserve/Suspended list
7	WR Braylon Edwards	Acquired via trade from CLV
7	WR Chansi Stuckey	Traded to CLV
7	LB Jason Trusnik	Traded to CLV
17	WR Danny Woodhead	Signed from Practice Squad
17	DT Howard Green	Released
19	NT Kris Jenkins	Placed on Injured Reserve
20	DT Antonio Garay	Signed, Practice Squad
20	DT Howard Green	Re-signed, FA
26	RB Leon Washington	Placed on Injured Reserve
27	CB Justin Miller	Signed, FA



NOVEMBER, 2009

16	CB Ahmad Carroll	Waived
16	LB Kenwin Cummings	Signed from Practice Squad
17	WR Britt Davis	Signed, Practice Squad
28	CB Justin Miller	Waived

DECEMBER, 2009

2	TE Matthew Mulligan	Signed from Practice Squad
9	LB Josh Mauga	Signed, Practice Squad
9	C Michael Parenton	Signed, Practice Squad
10	LB Larry Izzo	Placed on Injured Reserve
12	OT Ryan McKee	Signed from Practice Squad
14	OT Ryan McKee	Waived
15	RB Chauncey Washington	Signed, FA
16	OT Dan Gay	Signed, Practice Squad
19	LB Joshua Mauga	Released
21	DL Ty Steinkuhler	Signed, Practice Squad
23	S Keith Fitzhugh	Released, Practice Squad
24	FS Brannon Condren	Signed, Practice Squad

JANUARY, 2010

6	LB Ezra Butler	Signed, Reserve/Future Contract
6	P T.J. Conley	Signed, Reserve/Future Contract
6	LB Joshua Mauga	Signed, Reserve/Future Contract
6	WR Larry Taylor	Signed, Reserve/Future Contract
8	WR S.J. Green	Signed, Reserve/Future Contract
8	DB Bo Smith	Signed, Reserve/Future Contract
25	FS Brannon Condren	Signed, Reserve/Future Contract
25	WR Britt Davis	Signed, Reserve/Future Contract
25	FB Jason Davis	Signed, Reserve/Future Contract
25	DT Matt Kroul	Signed, Reserve/Future Contract
25	C Michael Parenton	Signed, Reserve/Future Contract
25	DT Ty Steinkuhler	Signed, Reserve/Future Contract
26	OT Dan Gay	Signed, Reserve/Future Contract

FEBRUARY, 2010

1	WR Marcus Henry	Signed, Reserve/Future Contract
2	LS Tanner Purdum	Signed, Reserve/Future Contract
23	K Nick Folk	Signed, FA
23	T Michael Turkovich	Signed, FA



MARCH, 2010

4	CB Lito Sheppard	Released
5	CB Antonio Cromartie	Acquired via Trade (SD)
5	RB Thomas Jones	Released
5	CB Donald Strickland	Released
8	Acquired 2010 No. 124 overall pick (Fourth round) and 2011 seventh round pick via trade (ARI) for S Kerry Rhodes	
10	TE Ben Hartsock	Re-signed, UFA
12	S Brodney Pool	Signed, FA
15	DE Rodrigue Wright	Signed, FA
16	RB LaDainian Tomlinson	Signed, FA
19	LB Lance Laury	Signed, FA
22	FB Tony Richardson	Re-signed, UFA



APRIL, 2010

6	K Clint Stister	Signed, FA
12	WR Antonio Holmes	Acquired via trade from PIT
21	LB Jason Taylor	Signed, UFA
22	CB Kyle Wilson	Drafted (First round – No. 29 pick)
23	OL Vladimir Ducasse	Drafted (Second round – No. 61 pick)
24	Acquired 2010 No. 112 overall pick (Fourth round) via trade (CAR) for 2010 No. 124 overall pick (Fourth round) and 2010 No. 198 overall pick (Sixth round)	
24	RB Joe McKnight	Drafted (Fourth round – No. 112 pick)
24	Acquired 2010 No. 139 overall pick (Fifth round) via trade (SEA) for RB Leon Washington and 2010 No. 236 overall pick (Seventh round)	
24	FB John Conner	Drafted (Fifth round – No. 139 pick)
24	G Alan Faneca	Released
30	LB Kevin Basped	Signed, Undrafted FA
30	OG Keith Buckman	Signed, Undrafted FA
30	TE Jeff Cumberland	Signed, Undrafted FA
30	CB Brian Jackson	Signed, Undrafted FA
30	DE Jason Lamb	Signed, Undrafted FA
30	LB Broderick Stewart	Signed, Undrafted FA
30	OT Matt Stoggles	Signed, Undrafted FA
30	OG Charlie Tanner	Signed, Undrafted FA
30	S Don Warren	Signed, Undrafted FA
30	DT Ernest Williams	Signed, Undrafted FA



THE LAST TIME...

INTERCEPTION RETURNED FOR A TOUCHDOWN

By Jets	Darrelle Revis, CAR (Delhomme), 67 yds, 11/29/09
By Opp.	Leigh Bodden, at NE (Sanchez), 53 yds, 11/22/09

PUNT RETURNED FOR A TOUCHDOWN

By Jets	Santana Moss, at SD, 52 yds, 11/3/02
By Opp.	Philip Buchanon, at OAK, 78 yds, 11/9/03

KICKOFF RETURNED FOR A TOUCHDOWN

By Jets	Brad Smith, at IND, 106 yds, 12/27/09
By Opp.	Ted Ginn, MIA, 101 yds, 11/1/09



BLOCKED A FIELD GOAL

By Jets	Kris Jenkins, ARZ (Rackers), 37 yds, 9/28/08
By Opp.	Chauncey Davis, ATL (Feely), 37 yds, 12/20/09

BLOCKED A PUNT

By Jets	Eric Smith, at NE (Hanson), 11/22/09
By Opp.	Charlie Anderson, MIA (Hodges), 12/28/08

BLOCKED PUNT FOR A TOUCHDOWN

By Jets	Brad Smith (4 yards), Returned punt blocked by Eric Smith, at NE (Hanson), 11/22/09
By Opp.	Stan David (36 yards), BUF (Ramsey), 12/8/84

FUMBLE RETURN FOR A TOUCHDOWN

By Jets	Marques Douglas, at IND, 1 yd, 12/27/09
By Opp.	Jason Taylor, MIA, 48 yds, 11/1/09

SAFETY

By Jets	at MIA, Grau snaps ball out of end zone, 12/28/03
By Opp.	at BUF, P. Williams tackled C. Martin in endzone, 11/7/04

100-YARD RUSHING GAME (PLAYER)

By Jets	105 yds, Thomas Jones, at IND, 12/27/09
By Opp.	123 yds, Maurice Jones-Drew, JAX, 11/15/09

CONSECUTIVE 100-YARD RUSHERS

By Jets	149 yds, Thomas Jones, MIA, 11/1/09
	144 yds, Shonn Greene, at OAK, 10/25/09
	121 yds, Thomas Jones, at OAK, 10/25/09
By Opp.	116 yds, Maurice Morris, at SEA, 12/21/08
	127 yds, Marshawn Lynch, BUF, 12/14/08

200-YARD RUSHING GAME (PLAYER)

By Jets	210 yds, Thomas Jones, BUF, 10/18/09
By Opp.	214 yds, Thurman Thomas, BUF, 9/24/90



300-YARD PASSING GAME (PLAYER)

By Jets	339 yds, Chad Pennington, at MIN, 12/17/06
By Opp.	310 yds, Tom Brady, at NE, 11/22/09

400-YARD PASSING GAME (PLAYER)

By Jets	481 yds, Vinny Testaverde, at BLT, 12/24/00
By Opp.	400 yds, Matt Cassel, at NE, 11/13/08

FOUR TOUCHDOWN PASSES (PLAYER)

By Jets	6, Brett Favre, ARZ, 9/28/08
By Opp.	4, Jeff Hostetler, OAK, 10/1/95

FIVE-OR-MORE TOUCHDOWN PASSES (PLAYER)

By Jets	6, Brett Favre, vs. ARZ, 9/28/08
By Opp.	5, Dan Marino, MIA, 11/27/88



100-YARD RECEIVING GAME BY (PLAYER)

By Jets 105 yds, Braylon Edwards (5 rec.), ATL, 12/20/09
By Opp. 192 yds, Wes Welker (15 rec.), at NE, 11/22/09

200-YARD RECEIVING GAME (PLAYER)

By Jets 204 yds, Richard Caster (6 rec.), at BAL, 9/24/72
By Opp. 217 yds, Mark Duper (8 rec.), MIA, 11/10/85

SHUTOUT

By Jets CIN (37-0), 1/3/10
By Opp. CHI (10-0), 11/19/06

GAME WITHOUT AN OFFENSIVE TOUCHDOWN

By Jets at SEA (13-3 loss), 12/21/08
By Opp. CIN (37-0 win), 1/3/10



200 YARDS RUSHING IN A GAME (TEAM)

By Jets 257 yds (57 att.), CIN, 1/3/10
By Opp. 296 yds (48 att.), WAS, 11/4/07

300 YARDS RUSHING IN A GAME (TEAM)

By Jets 316 yds (54 att.), at OAK, 10/25/09
By Opp. 328 yds (47 att.) at NE, 9/18/83

300 NET YARDS PASSING IN A GAME (TEAM)

By Jets 323 yds, at MIN, 12/17/06
By Opp. 357 yds, DEN, 11/30/08

400 NET YARDS PASSING IN A GAME (TEAM)

By Jets 473 yds, at BLT, 12/24/00
By Opp. 426 yds, ARZ, 9/28/08

400 TOTAL YARDS IN A GAME (TEAM)

By Jets 447 yds (316 rushing, 131 passing), at OAK, 10/25/09
By Opp. 410 yds (111 rushing, 299 passing), at NE, 11/22/09

500 TOTAL YARDS IN A GAME

By Jets 524 yds (51 rushing, 473 passing), at BLT, 12/24/00
By Opp. 511 yds, (125 rushing, 386 passing), at NE, 11/13/08

40-OR-MORE TOTAL POINTS

By Jets 47 SL, (47-3), 11/9/08
By Opp. 48 at SD, (48-29), 9/22/08

50-OR-MORE TOTAL POINTS

By Jets 56 ARZ, (56-35), 9/28/08
By Opp. 52 at MIA, (52-14), 9/3/95

UNDER 50 YARDS RUSHING

By Jets 41 at SD, 9/22/08
By Opp. 43 at TB, 12/13/09

UNDER 100 NET YARDS PASSING

By Jets 63 CIN, 1/3/10
By Opp. 0 CIN, 1/3/10

UNDER 200 TOTAL YARDS (TEAM)

By Jets 182 at SF, 12/7/08
By Opp. 72 CIN, 1/3/10

SIX-OR-MORE SACKS BY DEFENSE

By Jets 6 PIT, 11/1/07
By Opp. 6 at TEN, 12/23/07

THREE INTERCEPTIONS BY DEFENSE

By Jets 3 at TB, 12/13/09
By Opp. 3 ATL, 12/20/09

FOUR INTERCEPTIONS BY DEFENSE

By Jets 4 CAR, 11/29/09
By Opp. 4 at NE, 11/22/09



FIVE-OR-MORE INTERCEPTIONS BY DEFENSE

By Jets 5 at DEN, 10/3/99
By Opp. 6 BUF, 10/18/09

TWO RECEIVERS WITH TWO TD IN THE SAME GAME

By Jets Coles (3 TD) and Catchery (2 TD), vs. ARZ, 9/28/08
By Opp. A. Reed (2 TD) and S. Tasker (2 TD), at BUF, 11/24/96

MISSED FG RETURNED FOR A TOUCHDOWN

By Jets Aaron Glenn, 104 yds, at IND 11/15/98
(Vanderjagt 63-yard attempt)
By Opp. Never





RECORDS



ALL-TIME TEAM SUPERLATIVES

JETS SINGLE GAME HIGHS & LOWS

	High		Low	
Total Net Yards	597	MIA 11/27/88	72	CIN 12/12/76
First Downs	35	TB 11/17/85	6	CIN 12/12/76
Net Rushing Yards	333	at NE 10/15/72	5	BUF 10/30/96
				at OAK 12/10/00
Rushing Attempts	58	at NE 10/14/73	8	at DEN 11/11/05
Net Passing Yards	490	at BAL 9/24/72	-1	DAL 12/21/75
Pass Attempts	69	at BAL 12/23/00	7	at NE 10/14/73
Pass Completions	42	SF 9/21/80	1	at NE 10/14/73
		SEA 12/6/98		
Passes Intercepted	8	at BAL 9/23/73		
Sacks Allowed	11	DAL 10/4/87		
Penalties	17	MIA 10/18/87		
Yards Penalized	161	at CLE 9/21/70	0	6 times, last PHI 10/14/07
Points	62	TB 11/17/85	0	19 times, last CHI 11/9/06
Touchdowns	8	TB 11/17/85		
Time of Possession*	42:50	CIN 9/28/77	14:51	PIT 9/20/81


* Non-overtime games since 1977

OPPONENT SINGLE GAME HIGHS & LOWS

	High		Low	
Total Net Yards	621	CIN 12/21/86	57	NE 9/19/82
First Downs	39	MIA 11/27/88	5	vs CIN 1/3/10
				at BOS 11/22/70
				at NE 9/19/82
				at BAL 12/24/00
Net Rushing Yards	343	at PIT 9/20/81	17	OAK 10/10/64
				at NE 10/12/86
Rushing Attempts	64	at BUF 9/21/75	10	at NE 10/12/86
Net Passing Yards	521	at MIA 10/23/88	-4	at NE 9/19/82
Pass Attempts	60	at MIA 10/23/88		
		at CHI 11/23/97	2	at BUF 9/29/74
Pass Completions	40	ARZ 9/28/08	0	at BUF 9/29/74
Passes Intercepted	7	NE 11/21/76		
Sacks Allowed	10	BUF 11/23/61		
Penalties	16	at CIN 10/6/85		
		DAL 10/4/87		
Yards Penalized	148	at SD 10/13/63	0	at BOS 11/19/67
				at IND 10/30/94
Points	56	at HOU 10/14/62	0	10 times, last CIN 1/3/10
		at NE 9/9/79		
Touchdowns	8	at HOU 10/14/62		
		at NE 10/29/78		
		at NE 9/9/79		



Steve O'Neal



Mark Gastineau

ALL-TIME INDIVIDUAL SUPERLATIVES

JETS BEST SINGLE GAME PERFORMANCES

Yards Rushing	210	Thomas Jones vs BUF 10/18/09
Rushing Attempts	40	Johnny Hector vs NE 10/12/86
		Adrian Murrell vs CIN 9/28/97
Longest Run	90	Johnny Johnson vs CHI 9/25/94
Longest Run for a TD	78t	Bruce Harper vs ATL 10/23/83
Yards Passing (gross)	496	Joe Namath at BAL 9/24/72
Passes Attempted	69	Vinny Testaverde at BLT 12/24/00
Passes Completed	42	Richard Todd vs SF 9/21/80
		Vinny Testaverde vs SEA 12/6/98
TD Passes	6	Joe Namath at BAL 9/24/72
		Brett Favre vs ARZ 9/28/08
Yards Receiving	228	Don Maynard at OAK 11/17/68
Receptions	17	Clark Gaines vs SF 9/21/80
Longest Pass Completion	96t	K. O'Brien to W. Walker at BUF 12/8/85
Longest Pass for a TD	96t	K. O'Brien to W. Walker at BUF 12/8/85
Longest Punt	98	(NFL record) Steve O'Neal at DEN 9/21/69
Longest Punt Return	98t	Terance Mathis vs DAL 11/4/90
Longest Field Goal Made	55	Jay Feely vs MIA 11/1/09
		Pat Leahy vs CHI 12/14/85
		John Hall at SEA 8/31/97
		Jay Feely vs SL 11/9/08
QB Sacks	4	Mark Lomas at BUF 10/4/70
		Mark Gastineau (3 times)
		John Abraham at NO 11/4/01
Interceptions	3	Dainard Paulson vs OAK 9/28/63
		Bill Baird vs BOS 10/31/64
		Rich Sowell at BAL 9/23/73
		Erik McMillan at MIA 10/23/88
		Marcus Turner at MIN 11/20/94
		Marcus Coleman vs MIA 10/23/00
		Ty Law vs BUF 1/1/06
Longest Interception Return	100t	Aaron Glenn at MIA 9/15/96
Longest Interception Return for TD	100t	Aaron Glenn at MIA 9/15/96
Longest Field Goal Return for TD	104t	Aaron Glenn at IND 11/15/98
Longest Kickoff Return	106	Brad Smith at IND 12/27/09



Mark Lomas

OPPONENTS BEST SINGLE GAME PERFORMANCES

Most Points	30	Billy Cannon vs HOU 12/10/61
		Cookie Gilchrist at BUF 12/8/63
Yards Rushing	243	Cookie Gilchrist at BUF 12/8/63
Rushing Attempts	40	Lydell Mitchell vs BAL 10/20/74
		Curtis Martin at NE 9/14/97
Rushing TD	5	Cookie Gilchrist at BUF 12/8/63
Longest Run	96t	Garrison Hearst at SF 9/6/98
Longest Run for a TD	96t	Garrison Hearst at SF 9/6/98
Yards Passing (gross)	521	Dan Marino at MIA 10/23/88
Passes Attempted	60	Dan Marino at MIA 10/23/88
		Erik Kramer at CHI 11/16/96
Passes Completed	40	Kurt Warner ARZ 9/28/08
TD Passes	7	George Blanda at HOU 11/19/61
Passes Had Intercepted	5	Babe Parilli vs BOS 10/31/64
		Mike Taliaferro vs BOS 10/27/68
		Ken Stabler vs OAK 10/21/79
		Kyle Mackey vs MIA 10/18/87
		Dan Marino at MIA 10/23/88
Yards Receiving	255	Jerry Butler at BUF 9/23/79
Receptions	15	Wes Welker at NE 11/22/09
TD Passes Caught	4	Jerry Butler at BUF 9/23/79
		Mark Ingram vs MIA 11/27/94
Longest Pass Completion	93t	T. Flores to D. Craig vs OAK 10/20/63
Longest Pass for a TD	93t	T. Flores to D. Craig vs OAK 10/20/63
Most Punts	11	Jim Fraser at BOS 10/2/66
Longest Punt	82	Luke Prestidge at NE 10/28/84
Punt Returns	8	Tom Pharr vs BUF 9/29/68
Punt Return Yardage	173	Jermaine Lewis at BAL 12/24/00
Longest Punt Return	95t	Speedy Duncan at SD 11/24/68
Kickoff Returns	8	Willie Porter vs. BOS at Birmingham, AL 9/22/68
Kickoff Return Yardage	299	Ted Ginn vs. MIA 11/1/09
Longest Kickoff Return	108t	Ellis Hobbs vs NE 9/9/07
Field Goals	6	Steve Christie vs BUF 10/20/96
Longest Field Goal	59	Pete Stoyanovich vs MIA 11/12/89
Longest Field Goal Return	71	Ken Houston vs HOU 10/15/67
Interceptions	4	Willie Brown at DEN 11/15/64
Interception Return Yardage	137	Tom Janik at BUF 9/29/68
Longest Interception Return	100t	Tom Janik at BUF 9/29/68
Longest Interception Return for TD	100t	Tom Janik at BUF 9/29/68
Longest Fumble Return	95t	Chukie Nworie vs IND 9/9/01



Clark Gaines

SCORING RECORDS

ALL-TIME SCORING

Player	Seasons	G	TD	Rush	Rec	Ret	XPM	XPA	FGM	FGA	2pt	Safety	Pts
1. Pat Leahy	1974-91(18)	250	0	0	0	0	558	584	304	426	0	0	1470
2. Jim Turner	1964-70(7)	98	0	0	0	0	238	242	153	256	0	0	697
3. John Hall	1997-02(6)	95	0	0	0	0	205	210	149	203	0	0	652
4. Don Maynard	1960-72(13)	172	88	0	88	0	0	0	0	2	0	0	532
5. Wesley Walker	1977-89(13)	154	71	0	71	0	0	0	0	0	1	428	28
6. Emerson Boozer	1966-75(10)	118	65	52	12	1	0	0	0	0	0	0	390
7. Curtis Martin	1998-05(8)	123	63	58	5	0	0	0	0	1	0	0	380
8. Mike Nugent	2005-08(4)	49	0	0	0	0	83	85	75	92	0	0	308
9. Freeman McNeil	1981-92(12)	144	50	38	12	0	0	0	0	0	0	0	300
10. Bill Mathis	1960-69(10)	137	46	37	9	0	0	0	0	3	0	0	282
11. Bobby Howfield	1971-74(4)	49	0	0	0	0	100	106	58	87	0	0	274
12. Johnny Hector	1983-92(10)	126	44	41	3	0	0	0	0	0	0	0	264
13. Wayne Chrebet	1995-05(11)	152	41	0	41	0	0	0	0	0	0	0	246
14. Jerome Barkum	1972-83(12)	158	40	0	40	0	0	0	0	0	0	0	240
15. Nick Lowery	1994-96(3)	46	0	0	0	0	76	78	54	68	0	0	238
16. Jay Feely	2008-09(2)	31	0	0	0	0	71	71	54	64	0	0	233
17. Laveranues Coles	2000-02,05-08(7)	105	37	0	37	0	0	0	0	0	2	0	226
18. Mickey Shuler	1978-89(12)	160	37	0	37	0	0	0	0	0	0	0	222
19. Rich Caster	1970-77(8)	107	36	0	36	0	0	0	0	0	0	0	216
20t. Brad Baxter	1989-95(7)	94	35	35	0	0	0	0	0	0	0	0	210
20t. Doug Brien	2003-04(2)	32	0	0	0	0	57	58	51	61	0	0	210
22. Keyshawn Johnson	1996-99(4)	62	32	1	31	0	0	0	0	0	1	0	194
23t. Al Toon	1985-92(8)	107	31	0	31	0	0	0	0	0	0	0	186
23t. John Riggins	1971-75(5)	61	31	25	6	0	0	0	0	0	0	0	186
23t. Matt Snell	1964-72(9)	87	31	24	7	0	0	0	0	0	0	0	186
23t. Thomas Jones	2007-09(3)	48	31	28	3	0	0	0	0	0	0	0	186
27. Bill Shockley	1960-62(3)	34	2	0	2	0	89	93	25	54	0	0	176
28. George Sauer	1965-70(6)	84	28	0	28	0	0	0	0	0	2	0	172
29. Kevin Long	1977-81(5)	73	28	25	3	0	0	0	0	0	0	0	168
30. Art Powell	1960-62(3)	42	27	0	27	0	0	0	0	0	0	0	162
31. Cary Blanchard	1992-93(2)	27	0	0	0	0	48	48	33	48	0	0	147
32. Rob Moore	1990-94(5)	76	22	0	22	0	0	0	0	0	2	0	136
33t. Scott Dieking	1977-83(7)	102	22	18	4	0	0	0	0	0	0	0	132
33t. Bake Turner	1963-69(7)	90	22	0	22	0	0	0	0	0	0	0	132
35t. Santana Moss	2001-04(4)	51	21	0	19	2	0	0	0	0	0	0	126
35t. Bruce Harper	1977-84(8)	99	21	8	12	1	0	0	0	0	0	0	126
36. Tony Paige	1984-86(3)	48	20	17	3	0	0	0	0	0	0	0	120
37. Leon Washington	2006-09(4)	55	19	13	2	4	0	0	0	0	2	0	118
38. Adrian Murrell	1993-97(5)	73	18	15	3	0	0	0	0	0	0	0	108
39. Anthony Becht	2000-04(5)	78	17	0	17	0	0	0	0	0	2	0	106

For a complete list, log on to newyorkjets.com

SINGLE SEASON

Touchdowns			Field Goals Attempted			Extra Points Made			Extra Points Made		
Player	TD	Season	Player	FGA	Season	Player	XPM	Season	Player	XPM	Season
1. Thomas Jones	15	2008	1. Jim Turner	47	1969	1. Bill Shockley	47	1960	1. Pat Leahy	558	
2t. Art Powell	14	1960	2. Jim Turner	46	1968	2. John Hall	45	1998	2. Jim Turner	238	
2t. Don Maynard	14	1965	3. John Hall	41	1997	3. Pat Leahy	44	1986	3. John Hall	205	
2t. Emerson Boozer	14	1972				4t. Jim Turner	43	1968	4. Bobby Howfield	100	
2t. Curtis Martin	14	2004				4t. Pat Leahy	43	1985	5. Bill Shockley	89	
2t. Thomas Jones	14	2009									
6. Emerson Boozer	13	1967									
Two Point Conversions			Field Goal Percentage			Extra Points Attempted			Extra Point Attempts		
Player	2pt	Season	Player	FGM	Season	Player	XPA	Season	Player	XPA	Season
1. Bill Mathis	2	1967	1. Jim Turner	34	1968	1. Bill Shockley	50	1960	1. Pat Leahy	584	
2. Rob Moore	2	1994	2. Jim Turner	32	1969	2. John Hall	46	1998	2. Jim Turner	242	
Consecutive Games With a Touchdown			3. Mike Nugent	29	2007	3. Pat Leahy	45	1985	4. Bobby Howfield	106	
Player	Streak	Year	4. John Hall	28	1997				5. Bill Shockley	93	
1. Thomas Jones	8	2008	5t. Bobby Howfield	27	1972						
2. Santana Moss	7	2003	5t. John Hall	27	1999						
3t. Bake Turner	6	1964									
3t. Emerson Boozer	6	1967									
3t. Tony Paige	6	1985									
			Consecutive Field Goals Made			Field Goals Made, 50-or-more Yards			Extra Point Percentage		
Player	Streak	Seasons	Player	Pct (M-Att)	Season	Player	FG	Season	Player	Pct	Season
1. M. Nugent	88.9	(24-27) 2006	1. M. Nugent	88.9	(24-27) 2006	1. John Hall	4	1997	1. Jay Feely	100.0	
2. P. Leahy	88.5	(23-26) 1990	2. P. Leahy	88.5	(23-26) 1990	2t. Pat Leahy	3	1985	2. Jim Turner	98.34	
3. N. Lowery	87.0	(20-23) 1994	3. N. Lowery	87.0	(20-23) 1994	2t. John Hall	3	2001	3. Doug Brien	98.28	
4. J. Feely	85.7	(24-28) 2008	4. J. Feely	85.7	(24-28) 2008	4t. Nick Lowery	2	1995	4. Mike Nugent	97.65	
5. D. Brien	84.4	(27-32) 2003	5. D. Brien	84.4	(27-32) 2003	4t. John Hall	2	1998	5. John Hall	97.62	
						4t. Mike Nugent	2	2006			
						4t. Jay Feely	2	2008			



ADDITIONAL SCORING RECORDS

Points Scored, Season					
Player	Pts	Year	G	XPM-A	FGM-A
1. Jim Turner	145	1968	14	43-43	34-46
2. Jim Turner	129	1969	14	33-33	32-47
3. Jay Feely	122	2009	16	32-32	30-36
4t. Bobby Howfield	121	1972	14	40-41	27-37
4t. Pat Leahy	121	1985	16	43-45	26-34
6t. John Hall	120	1997	16	36-36	28-41
6t. John Hall	120	1998	16	45-46	25-35
8. Pat Leahy	113	1981	16	38-39	25-36
8. Pat Leahy	112	1988	16	43-43	23-28
10. Jay Feely	111	2008	15	39-39	24-28

Points Scored, Game					
Player	Pts	Date	Opp	TD	PAT
1. Wesley Walker	24	9/21/86	MIA	4	0
2. Jim Turner	19	11/3/68	BUF	0	1
2t. Pat Leahy	19	9/16/84	CIN	0	4
4. 31 times					
Last: Thomas Jones	18	11/9/08	STL	3	0

Touchdowns, Game			
Player	TD	Date	Opp
1. Wesley Walker	4	9/21/86	MIA
2. 30 times - Last: Thomas Jones	3	11/9/08	STL

Field Goals Made, Game			
Player	M-A	Date	Opp
1t. Jim Turner	6-8	11/3/68	BUF
1t. Bobby Howfield	6-7	12/3/72	NO
3t. Pat Leahy	5-5	9/16/84	CIN
3t. John Hall	5-6	12/23/01	at IND

Longest Field Goals Made, Game			
Player	Yds	Date	Opp
1t. Pat Leahy	55	12/14/85	CHI
1t. John Hall	55	8/31/97	at SEA
1t. Jay Feely	55	11/9/08	STL
1t. Jay Feely	55	11/1/09	MIA
5t. Mike Nugent	54	11/26/06	HOU
5t. John Hall	54	10/11/98	at STL
7t. Pat Leahy	53	10/20/85	at NE
7t. John Hall	53	10/5/97	IND
7t. John Hall	53	1/6/02	at OAK
7t. Doug Brien	53	10/3/04	at MIA
11t. Pat Leahy	52	9/6/84	PIT
11t. Pat Leahy	52	10/20/85	at NE
11t. John Hall	52	9/16/97	BUF
11t. Mike Nugent	52	12/17/06	at MIN
11t. Jay Feely	52	10/19/08	at OAK

Field Goals Attempted, Game			
Player	FGA	Date	Opp
1. Jim Turner	8 (6-8)	11/3/68	BUF

Longest Field Goal Attempted, Game			
Player	Distance	Date	Opp
1. John Hall	68	10/12/97	NE
2. Pat Leahy	62	10/25/87	at WAS
3. John Hall	60	9/13/98	BAL

Most Field Goals, Quarter			
Player	FG	Date (Quarter)	Opp
1. Four times	3		
Last: Jay Feely	3	11/9/08 (2nd)	STL

Most Field Goals, No Misses, Game			
Player	FGM-A	Date	Opp
1. Pat Leahy	5-5	9/16/84	CIN

Most Field Goals, 50-or-More Yards, Game			
Player	FGM	Date	Opp
1. Pat Leahy	2 (53, 52)	10/20/85	at NE

Points After Touchdown Made, Game			
Player	M-A	Date	Opp
1. Pat Leahy	8-8	11/17/85	TB
2. Jim Turner	7-7	9/18/66	HOU
3. 12 times			
Last: John Hall	6-6	12/29/02	GB

Points After Touchdown Attempted, Game			
Player	XPA	Date	Opp
1. Pat Leahy	8 (8-8)	11/17/85	TB

Points By Opponent, Game			
Player	Points	Date	Team
1t. Billy Cannon	30 (5 TD)	12/10/61	HOU
1t. Cookie Gilchrist	30 (5 TD)	12/8/63	at BUF

Field Goals Made By Opponent, Game			
Player	M-A	Date	Team
1t. Steve Christie	6-7	10/26/96	BUF

Longest Field Goal Attempted, Opponent			
Player	Distance	Date	Team
1t. Pete Stoyanovich	63	9/18/94	at MIA
1t. Mike Vanderjagt	63	11/15/98	at IND

Most Field Goals, Opponent, Quarter			
Player	FG	Date (Quarter)	Team
1. Nine times	3		
Last: Orlando Mare	3	10/3/04 (2nd)	at MIA

Most Field Goals, No Misses, Opponent, Game			
Player	FG	Date	Team
1. Shaun Suisham	5-5	11/4/07	WAS

All-Time Two-Point Conversions

Player	Conversions	Year(s)
Bill Mathis	3	1967 (2), 1968
Thurlow Cooper	2	1960, 1962
George Sauer	2	1966, 1967
Don Maynard	2	1967, 1969
Rob Moore	2	1994 (2)
Laveranues Coles	2	2000, 2002
Anthony Becht	2	2002, 2003
Leon Washington	2	2007, 2008
Dee Mackey	1	1965
Mike Taliaferro	1	1966
Kyle Brady	1	1996
Keyshawn Johnson	1	1996
Marcus Coleman	1	2000
Curtis Martin	1	2002
Jerricho Cotchery	1	2008
Dustin Keller	1	2009
Braylon Edwards	1	2009

All-Time Safeties

Player	Safeties	Season
Team	5	1962, 1977, 1980, 1989, 1993
Marty Lyons	2	1987, 1988
Ralph Baker	1	1964
Verlon Biggs	1	1966
Paul Crane	1	1968
John Elliott	1	1970
Tim Moresco	1	1979
Greg Buttle	1	1981
Wesley Walker	1	1985
Bobby Humphery	1	1986
Dennis Byrd	1	1990
Marvin Washington	1	1992
Erik Howard	1	1995
Bryan Cox	1	1998

PASSING RECORDS

ALL-TIME PASSING YARDAGE

Player	Seasons	G	Att	Cmp	Pct	Yds	TD	Int	Lg	Rtg
1. Joe Namath	1965-76(12)	136	3655	1836	50.2	27057	170	215	91	65.8
2. Ken O'Brien	1984-92(9)	124	3465	2039	58.8	24386	124	95	96t	81.0
3. Richard Todd	1976-83(8)	102	2623	1433	54.6	18241	110	138	87t	68.6
4. Chad Pennington	2000-07(8)	70	1919	1259	65.6	13738	82	55	71t	88.9
5. Vinny Testaverde	1998-05(7)	65	1854	1094	59.0	12497	77	58	82t	80.2
6. Boomer Esiason	1993-95(3)	43	1302	764	58.7	8478	49	39	77	78.2
7. Al Dorow	1960-61(2)	28	834	398	47.7	5399	45	56	68	58.8
8. Dick Wood	1963-64(2)	25	710	329	46.3	4502	35	44	71	57.7
9. Pat Ryan	1978-89(12)	141	631	354	56.1	4222	31	31	50	72.6
10. Neil O'Donnell	1986-97(2)	21	648	369	56.9	3943	21	14	78t	76.7
11. Brett Favre	2008 (1)	16	522	343	65.7	3472	22	22	56t	81.0
12. Al Woodall	1969-74(5)	31	503	246	48.9	2970	18	23	67	60.3
13. Matt Robinson	1977-79(3)	35	351	161	45.9	2503	15	26	77t	53.4
14. Mark Sanchez	2009-(1)	15	364	196	53.8	2444	12	20	65t	63.0
15. Browning Nagle	1991-93(3)	18	403	199	49.4	2361	7	17	51	55.9
16. Frank Reich	1996(1)	10	331	175	52.9	2205	15	16	52t	68.9
17. Glenn Foley	1994-98(5)	18	352	189	53.7	2186	10	16	48	63.2
18. Ray Lucas	1997-00(4)	35	320	186	58.1	1939	14	11	56t	76.0
19. Johnny Green	1962-63(2)	12	264	130	49.2	1751	10	19	63	53.4
20. Brooks Bollinger	2004-05(2)	12	275	155	56.4	1618	7	6	60t	73.0
21. Kellen Clemens	2006-(4)	14	256	133	52.0	1555	5	11	56	59.3
22. Mike Taliaferro	1964-67(4)	45	253	98	38.7	1145	8	15	66	39.1
23. Rick Mirer	1999(1)	8	176	95	54.0	1062	5	9	50	60.4
24. Lee Grosscup	1962(1)	8	126	57	45.2	855	8	8	86t	62.8
25. Bob Davis	1970-72(3)	28	160	65	40.6	804	12	9	44	58.4
26. Bubby Brister	1995(1)	9	170	93	54.7	726	4	8	32	53.7
27. Galen Hall	1963(1)	13	118	45	38.1	611	3	9	73	32.1
28. Dick Jamieson	1960-61(2)	14	70	35	50.0	586	6	2	65	95.3
29. Babe Parilli	1968-69(2)	28	79	43	54.4	539	7	3	40t	89.6
30. Quincy Carter	2004(1)	7	58	35	60.3	498	3	1	69t	98.2
31. Jack Trudeau	1994(1)	5	91	50	54.9	496	1	4	24t	55.9
32. Butch Songin	1962(1)	7	90	42	46.7	442	2	7	64	36.4
33. Tony Eason	1989-90(2)	18	64	35	54.7	410	1	3	63t	60.0
34. David Norrie	1987(1)	2	68	35	51.5	376	1	4	41t	48.4
35. John Jones	1975(1)	7	57	16	28.1	181	1	5	20	9.6
36. Tom Tupa	1999-01(3)	47	12	7	58.3	174	2	0	65	142.4
37. Bill Demory	1973-74(2)	7	39	12	30.8	159	2	8	31t	22.2
38t. Kyle Mackey	1989(1)	4	25	11	44.0	125	0	1	22	42.9
38t. Troy Taylor	1990-91(2)	7	20	12	60.0	125	2	1	51	90.6
40. Harold Stephens	1962(1)	6	22	15	68.2	123	0	0	26	82.2
41. Marty Domres	1977(1)	12	40	17	42.5	113	1	1	18	47.9
42. Jay Fiedler	2005(1)	2	13	8	61.5	107	1	0	23t	113.3
43. Bob Scrabis	1960-62(3)	24	26	7	26.9	82	1	3	35	13.5
44. Pete Liske	1964(1)	2	18	9	50.0	55	0	2	27	16.9
45. Jeff Blake	1992(1)	3	9	4	44.4	40	0	1	19	18.1
46t. Curtis Martin	1998-05(8)	123	2	2	100.0	36	2	0	18t	158.3
46t. Leon Washington	2006-09(4)	48	1	1	100.0	36	0	0	36	118.8
48. Bob Gresham	1975-76(2)	21	1	1	100.0	29	0	0	29	118.8
49t. Al Toon	1985-92(8)	107	3	1	33.3	27	0	0	27	67.4
49t. Brad Smith	2006-(4)	60	1	1	100.0	27	0	0	27	118.8
50t. Brian Hansen	1994-98(5)	70	1	1	100.0	26	0	0	26	118.8
50t. Matt Snell	1964-72(9)	87	3	1	33.3	26	0	1	26	26.4

For a complete list, log on to newyorkjets.com



Ken O'Brien

TOP 10 CAREER

Attempts Player	Att
1. Joe Namath	3,655
2. Ken O'Brien	3,465
3. Richard Todd	2,623
4. Chad Pennington	1,919
5. Vinny Testaverde	1,854
6. Boomer Esiason	1,302
7. Al Dorow	834
8. Dick Wood	710
9. Neil O'Donnell	648
10. Pat Ryan	631

Completions Player	Cmp
1. Ken O'Brien	2,039
2. Joe Namath	1,836
3. Richard Todd	1,433
4. Chad Pennington	1,259
5. Vinny Testaverde	1,094
6. Boomer Esiason	764
7. Al Dorow	398
8. Neil O'Donnell	369
9. Pat Ryan	354
10. Brett Favre	343

Completion Pct (min 500 atts) Player	Pct
1. Brett Favre	65.7
2. Chad Pennington	65.6
3. Vinny Testaverde	59.0
4. Ken O'Brien	58.8
5. Boomer Esiason	58.7
6. Neil O'Donnell	56.9
7. Pat Ryan	56.1
8. Richard Todd	54.6
9. Joe Namath	50.2
10. Al Woodall	48.9

Passing Yards Player	Yds
1. Joe Namath	27,057
2. Ken O'Brien	24,386
3. Richard Todd	18,241
4. Chad Pennington	13,738
5. Vinny Testaverde	12,497
6. Boomer Esiason	8,478
7. Al Dorow	5,399
8. Dick Wood	4,502
9. Pat Ryan	4,222
10. Neil O'Donnell	3,943

Touchdowns Player	TD
1. Joe Namath	170
2. Ken O'Brien	124
3. Richard Todd	110
4. Chad Pennington	82
5. Vinny Testaverde	77
6. Boomer Esiason	49
7. Al Dorow	45
8. Dick Wood	35
9. Pat Ryan	31
10. Brett Favre	22

Interceptions Player	Int
1. Joe Namath	215
2. Richard Todd	138
3. Ken O'Brien	95
4. Vinny Testaverde	58
5. Al Dorow	56
6. Chad Pennington	55
7. Dick Wood	44
8. Boomer Esiason	39
9. Pat Ryan	31
10. Matt Robinson	26

Passer Rating (min 500 atts) Player	Rtg
1. Chad Pennington	88.9
2t. Ken O'Brien	81.0
2t. Brett Favre	81.0
4. Vinny Testaverde	80.2
5. Boomer Esiason	78.2
6. Neil O'Donnell	76.7
7. Pat Ryan	72.6
8. Richard Todd	68.6
9. Joe Namath	65.8
10. Al Woodall	60.3



TOP SINGLE SEASON PASSING PERFORMANCES

Yardage	Yds	Year	Att	Cmp	Pct	TD	Int	Rtg
1. Joe Namath	4,007	1967	491	258	.525	26	28	73.8
2. Ken O'Brien	3,818	1985	488	297	.609	25	8	95.6
3. Vinny Testaverde	3,732	2000	590	328	.556	21	25	69.0
4. Ken O'Brien	3,690	1986	482	300	.622	25	20	85.8
5. Richard Todd	3,478	1983	518	308	.595	18	26	70.3
6. Brett Favre	3,472	2008	522	343	.657	22	22	81.0
7. Boomer Esiason	3,421	1993	473	288	.609	16	11	84.5
8. Joe Namath	3,379	1966	471	232	.493	19	27	62.6
9. Chad Pennington	3,352	2006	485	313	.645	17	16	82.6
10. Ken O'Brien	3,346	1989	477	288	.604	12	18	74.3
10. Richard Todd	3,329	1980	479	264	.551	17	30	62.7

Most Starts

Player	Starts	W	L	T	Pct
1. Joe Namath	126	61	61	4	.500
2. Ken O'Brien	106	50	55	1	.476
3. Richard Todd	93	42	50	1	.457
4t. Vinny Testaverde	61	35	26	0	.574
4t. Chad Pennington	61	32	29	0	.525

Longest Passing Plays

Player	Yds	Opp	Date
1. K. O'Brien to W. Walker	96t	at BUF	12/8/85
2. J. Namath to R. Caster	91	BAL	10/26/75
3. J. Namath to R. Caster	89t	at MIA	10/7/74
4. K. O'Brien to W. Walker	88t	NE	11/24/85
5t. J. Namath to D. Maynard	87t	at SD	11/24/68
5t. R. Todd to W. Walker	87t	OAK	10/23/77

Most Consecutive Completions

Player	Comp	Opp	Date
1. Boomer Esiason	18	MIA	9/12/83 (last 5)
		NE	9/26/83 (first 13)
2. Ken O'Brien	17	at ATL	11/9/86
3t. Joe Namath	15	MIA	10/22/67 (last 12)
		BOS	10/29/67 (first 3)
3t. Ken O'Brien	15	BUF	10/5/86
3t. Chad Pennington	15	at BUF	9/30/07

Most Games 300-Plus Yards Passing, Career

Player	Games	Years
1. Joe Namath	21	1965-76
2. Ken O'Brien	17	1983-92
3. Richard Todd	7	1976-83

TOP SINGLE GAME PASSING PERFORMANCES

Passing yards

Player	Yds	Opp	Date
1. Joe Namath	496	at BAL	9/23/72
2. Vinny Testaverde	481	at BAL	12/24/00
3. Ken O'Brien	479	MIA	9/21/86
4. Richard Todd	447	SF	9/21/80
5. Richard Todd	446	LAN	9/25/83

Most Passes Attempted

Player	Att	Opp	Date
1. Vinny Testaverde	69 (36 comp)	at BLT	12/24/00
2. Vinny Testaverde	63 (42 comp)	SEA	12/6/98
3. Joe Namath	62 (34 comp)	BAL	10/18/70

Most Passes Completed

Player	Cmp	Opp	Date
1t. Richard Todd	42 (60 att)	SF	9/21/80
1t. Vinny Testaverde	42 (63 att)	SEA	12/6/98
2. Richard Todd	37 (50 att)	LAN	9/25/83
4t. Vinny Testaverde	36 (59 att)	MIA	10/23/00
4t. Vinny Testaverde	36 (69 att)	at BLT	12/24/00

Most Pass Attempts, No Interceptions, Game

Player	Att	Opp	Date
1. Neil O'Donnell	50	at NE	9/14/97
2. Ken O'Brien	49	vs PHI	12/21/87
3t. Al Dorow	48	at OAK	12/11/60
3t. Ray Lucas	48	at NYG	12/5/99

Highest Passer Rating

Player	Rtg	Opp/Score	Date	C/A	Pct	Yds	TD	Lg
1. Ken O'Brien	158.3	SEA/W, 38-7	11/2/86	26/32	81.3%	431	4	83t
2. Joe Namath	151.4	SD/W, 42-31	12/24/67	18/26	69.2%	343	4	37
3. Joe Namath	149.3	BOS/W, 38-28	12/17/66	14/21	66.7%	287	3	77t
4. Chad Pennington	148.1	SEA/W, 37-14	12/19/04	18/24	75.0%	253	3	34
5t. Vinny Testaverde	147.9	CAR/W, 48-21	11/29/98	16/21	76.2%	255	2	37
6. Neil O'Donnell	146.7	SEA/W, 41-3	8/31/97	18/25	72.0%	270	5	47t

Most Touchdown Passes

Player	TD	Opp	Date
1t. Joe Namath	6	at BAL	9/24/72
1t. Brett Favre	6	ARZ	9/28/08
2t. Vinny Testaverde	5	MIA	10/23/00
2t. Neil O'Donnell	5	at SEA	8/31/97
2t. Ken O'Brien	5	TB	11/17/85
2t. Joe Namath	5	HOU	9/18/66
2t. John Green	5	at DEN	10/22/62

Most Passes Had Intercepted

Player	Int	Opp	Date
1t. Joe Namath	6	MIA	10/14/75
1t. Joe Namath	6	BAL	10/18/70
1t. Joe Namath	6	HOU	10/15/67
4t. 12 times	5		

Last: Mark Sanchez BUF 10/18/09

Highest Comp. Pct. (min 20 atts, since 1970)

Player	Pct (C-A)	Opp	Date
1. C. Pennington	82.8 (24-29)	MIN	10/20/02
2. Ken O'Brien	82.6 (19-23)	at CLE	10/6/91
3. C. Pennington	82.1 (32-39)	at BUF	9/30/07

TOP 5 SEASON

Passing Touchdowns

Player	TD	Year
1. Vinny Testaverde	29	1998
2t. Joe Namath	26	1967
2t. Dick Wood	26	1960
4t. Ken O'Brien	25	1986
4t. Ken O'Brien	25	1985
4t. Richard Todd	25	1981

Fewest Interceptions
(min 200 atts)

Player	Int	Year
1t. Chad Pennington	6	2002
1t. Ray Lucas	6	1999
1t. Brooks Bollinger	6	2005
4t. Neil O'Donnell	7	1997
4t. Vinny Testaverde	7	1998
4t. Ken O'Brien	7	1988
4t. Ken O'Brien	7	1984

Most Attempts

Player	Att	Year
1. Vinny Testaverde	590	2000
2. Brett Favre	522	2008
3. Richard Todd	518	1983
4. Richard Todd	497	1981
5. Joe Namath	491	1967

Most Completions

Player	Cmp	Year
1. Brett Favre	343	2008
2. Vinny Testaverde	328	2000
3. Richard Todd	308	1983
4. Ken O'Brien	300	1986
5. Ken O'Brien	297	1985

Best Completion Pct
(min 200 atts)

Player	Pct	Year
1. Chad Pennington	68.9	2002
2. Chad Pennington	68.8	2007
3. Brett Favre	65.7	2008
4. Chad Pennington	65.4	2004
5. Chad Pennington	64.5	2006

Most Interceptions

Player	Int	Year
1t. Al Dorow	30	1961
1t. Richard Todd	30	1980
3t. Joe Namath	28	1967
3t. Joe Namath	28	1975
5. Joe Namath	27	1966

Highest Passer Rating
(min 200 atts)

Player	Rtg	Year
1. Chad Pennington	104.2	2002
2. Vinny Testaverde	101.6	1998
3. Ken O'Brien	96.2	1985
4. Chad Pennington	91.0	2004
5. Richard Todd	87.3	1982

Highest Touchdown Pct
(min 200 attempts)

Player	Pct	Year
1. Vinny Testaverde	6.9	1998
2. Al Dorow	6.6	1960
3. Joe Namath	5.9	1972

Lowest Interception Pct
(min 200 attempts)

Player	Pct	Year
1t. Chad Pennington	1.5	2002
1t. Neil O'Donnell	1.5	1997
3. Ken O'Brien	1.6	1985
4t. Vinny Testaverde	1.7	1998
4t. Ken O'Brien	1.7	1988

RUSHING RECORDS

ALL-TIME RUSHING YARDAGE

Player	Seasons	G	Att	Yds	Avg	Lg	TD
1. Curtis Martin	1998-05 (8)	123	2560	10302	4.0	60L	58
2. Freeman McNeil	1981-92 (12)	144	1798	8074	4.5	69	38
3. Emerson Boozer	1966-75 (10)	118	1291	5135	4.0	54	52
4. Matt Snell	1964-72 (9)	87	1057	4285	4.1	60	24
5. Johnny Hector	1983-92 (10)	126	1051	4280	4.1	64	41
6. John Riggins	1971-75 (5)	61	928	3880	4.2	42	25
7. Bill Mathis	1960-69 (10)	137	1044	3589	3.4	79	37
8. Thomas Jones	2007-09 (3)	44	931	3833	4.1	71t	28
9. Adrian Murrell	1993-97 (5)	73	860	3447	4.0	78	15
10. Brad Baxter	1989-95 (7)	94	779	2928	3.8	31	35
11. Scott Dierking	1977-83 (7)	102	731	2901	4.0	40	18
12. Clark Gaines	1976-80 (5)	65	581	2552	4.4	52	8
13. Kevin Long	1977-81 (5)	73	574	2190	3.8	27	25
14. Blair Thomas	1990-93 (4)	51	468	2009	4.3	41	5
15. Bruce Harper	1977-84 (8)	99	374	1829	4.9	78t	8
16. Johnny Johnson	1993-94 (2)	31	438	1752	4.0	90	6
17. Leon Washington	2006-09(4)	55	370	1782	4.8	61t	13
18. LaMont Jordan	2001-04 (4)	62	262	1277	4.9	61t	10
19. Roger Vick	1987-89 (3)	44	317	1231	3.9	39t	9
20. Mark Smolinski	1963-68 (6)	81	305	960	3.1	56	8
21. Richard Todd	1976-83 (8)	102	231	821	3.6	31t	14
22. Dick Christy	1961-63 (3)	39	221	803	3.6	47	6
23. Tom Newton	1977-82 (6)	87	188	772	4.1	51t	9
24. Al Dorow	1960-61 (2)	28	144	770	5.3	40	11
25. Richie Anderson	1993-02 (10)	134	191	722	3.8	55	2
26. Steve Davis	1975-76 (2)	26	164	708	4.3	26	4
27. Cedric Houston	2005-06 (2)	20	194	676	3.5	31	7
28. Dwayne Crutchfield	1982-83 (2)	17	159	649	4.1	17	4
29. Mike Augustyniak	1981-83 (3)	27	153	567	3.7	16	7
30. Carl Garrett	1975 (1)	13	122	566	4.6	40	5
31. Shonn Greene	2009- (1)	14	108	540	5.0	33t	2
32. George Nock	1969-71 (3)	30	186	534	2.9	19	8
33. Brad Smith	2006- (4)	60	60	468	7.8	57	1
34. Dewey Bohling	1960-61 (2)	19	136	450	3.3	49	2
35. Cliff McClain	1970-73 (4)	46	79	445	5.6	63t	2
36. Tony Paige	1984-86 (3)	48	137	397	2.9	30	17
37. Chad Pennington	2000-07 (8)	70	147	396	2.7	16	6
38. Ken O'Brien	1984-92 (9)	124	170	377	2.2	22	0
39. Kevan Barlow	2006 (1)	12	131	370	2.8	12	6
40. Mike Adamle	1973-74 (2)	26	95	357	3.8	36	2
41. Leon Johnson	1997-00 (4)	32	90	345	3.8	40	4
42. Billy Joe	1967-69 (3)	22	79	340	4.3	32t	5
43. Marion Barber	1982-88 (7)	85	74	317	4.3	18	3
44. Ed Marinaro	1976 (1)	6	77	312	4.1	17	2
45. Lee White	1968-70 (3)	29	98	303	3.1	16	0
46. Dennis Bligen	1984-87 (4)	20	73	300	4.1	28t	3
47. Ray Lucas	1997-00 (4)	35	58	264	4.6	21	1
48. Mel West	1961-62 (2)	12	55	248	4.5	35	3
49. Jerald Sowell	1997-05 (9)	137	61	244	4.0	33	1
50. Bernie Parmalee	1999-00 (2)	30	54	220	4.1	18t	2

For a complete list, log on to newyorkjets.com

1,000-Yard Rushing Seasons

Player	Year	Att	Yds	Avg	Lg	TD
1. Curtis Martin	2004	371	1,697	4.6	25t	12
2. Curtis Martin	2001	333	1,513	4.5	47	10
3. Curtis Martin	1999	367	1,464	4.0	50	5
4. Thomas Jones	2009	331	1,402	4.2	71t	14
5. Freeman McNeil	1985	294	1,331	4.5	69	3
6. Thomas Jones	2008	290	1,312	4.5	59t	13
7. Curtis Martin	2003	323	1,308	4.0	56	2
8. Curtis Martin	1998	369	1,287	3.5	60	8
9. Adrian Murrell	1996	301	1,249	4.1	78	6
10. Curtis Martin	2000	316	1,204	3.8	55	9
11. Thomas Jones	2007	310	1,119	3.6	36	1
12. Curtis Martin	2002	261	1,094	4.2	35	7
13. Adrian Murrell	1997	300	1,086	3.6	43t	7
14. Freeman McNeil	1984	229	1,070	4.7	53	5
15. John Riggins	1975	238	1,005	4.2	42	8



Curtis Martin

TOP 10 CAREER

Attempts	Player	Att
1. Curtis Martin		2,560
2. Freeman McNeil		1,798
3. Emerson Boozer		1,291
4. Matt Snell		1,057
5. Johnny Hector		1,051
6. Bill Mathis		1,044
7. John Riggins		928
8. Adrian Murrell		860
9. Brad Baxter		779
10. Scott Dierking		731

Average (min 400 attempts)

Player	Avg
1. Freeman McNeil	4.5
2. Clark Gaines	4.4
3. Blair Thomas	4.3
4. John Riggins	4.2
5t. Thomas Jones	4.1
5t. Johnny Hector	4.1
5t. Matt Snell	4.1
8t. Scott Dierking	4.0
8t. Johnny Johnson	4.0
8t. Curtis Martin	4.0
8t. Adrian Murrell	4.0

Touchdowns

Player	TD
1. Curtis Martin	58
2. Emerson Boozer	52
3. Johnny Hector	41
4. Freeman McNeil	38
5. Bill Mathis	37
6. Brad Baxter	35
7. Thomas Jones	28
8t. Kevin Long	25
8t. John Riggins	25
10. Matt Snell	24

TOP 5 SEASON

Attempts	Player	Att	Year
1. Curtis Martin		371	2004
2. Curtis Martin		379	1998
3. Curtis Martin		367	1999
4. Curtis Martin		333	2001
5. Thomas Jones		331	2009

Yardage

Player	Yds	Year
1. Curtis Martin	1,697	2004
2. Curtis Martin	1,513	2001
3. Curtis Martin	1,464	1999
4. Thomas Jones	1,402	2009
5. Freeman McNeil	1,331	1985

Touchdowns

Player	TD	Year
1. Thomas Jones	14	2009
2. Thomas Jones	13	2008
2. Curtis Martin	12	2004
4t. Emerson Boozer	11	1972
4t. Johnny Hector	11	1987
4t. Brad Baxter	11	1991

Average(min 50 attempts)

Player	Avg	Year
1. Bruce Harper	6.94	1983
2. Leon Washington	5.89	2008
3. Freeman McNeil	5.88	1991
4. Al Dorow	5.87	1961
5. Johnny Hector	5.56	1991

TOP SINGLE GAME RUSHING PERFORMANCES

Yardage

Player	Yds	Date	Opp	Att	Avg	Lg	TD
1. Thomas Jones	210	10/18/09	BUF	22	9.5	71t	1
2. Curtis Martin	203	12/3/00	IND	30	6.8	55	1
3. Adrian Murrell	199	10/27/96	at ARZ	31	6.4	78	1
4. Curtis Martin	196	9/12/04	CIN	29	6.8	24t	1
5. Freeman McNeil	192	9/15/85	BUF	18	10.7	69	2

Attempts

Player	Att	Opp	Date	Yds
1t. Johnny Hector	40	at NE	10/12/86	(143 yards)
1t. Adrian Murrell	40	at CIN	9/28/97	(156 yards)
3. Curtis Martin	38	ARZ	11/7/99	(131 yards)
4. Curtis Martin	36	MIA	10/4/98	(108 yards)

Touchdowns

Player	TD	Opp	Date
1t. Emerson Boozer	3	at DEN	9/24/67
1t. Emerson Boozer	3	at NE	10/15/72
1t. Emerson Boozer	3	NE	10/29/72
1t. Billy Joe	3	BOS	10/27/68
1t. Kevin Long	3	BUF	10/8/78
1t. Kevin Long	3	DET	9/16/79
1t. Johnny Hector	3	at NE	10/12/86
1t. Curtis Martin	3	at NE	10/15/00
1t. Curtis Martin	3	KC	11/11/01
1t. Thomas Jones	3	STL	11/9/08

Average (min 10 attempts)

Player	Avg	Att-Yds	Opp	Date
1. Freeman McNeil	10.7	18-192	BUF	9/15/85
2. Dick Christy	10.6	10-106	OAK	9/9/62
3. Johnny Johnson	10.5	12-126	CHI	9/25/94
4. Matt Snell	10.3	12-124	at BUF	9/29/68
5. Johnny Hector	10.2	13-132	at MIA	12/22/91

Longest Running Plays

Player	Yds	Opp	Date
1. Johnny Johnson	90	CHI	9/25/94
2. Bill Mathis	79	HOU	11/21/65
3t. Bruce Harper	78t	ATL	10/23/83
3t. Adrian Murrell	78	at ARZ	10/27/96
5. Thomas Jones	71t	vs. BUF	10/18/09
6. Freeman McNeil	69	BUF	9/15/85
7. Thomas Jones	64	vs BUF	10/18/09
8. Johnny Hector	64	at CLE	10/14/84
9. Clifford McClain	63t	CIN	12/19/71
10t. LaMont Jordan	61t	at SD	11/3/02
10t. Leon Washington	61t	at TEN	11/23/08

100-Yard Rushing Games with the Jets

Player	Games	Seasons
1. Curtis Martin	43	1998-05
2. Freeman McNeil	26	1981-92
3. Thomas Jones	16	2007-09
4. Matt Snell	11	1964-72
5. John Riggins	10	1971-75

Most Consecutive 100-Yard Games

Player	Games	Year
1t. Curtis Martin	4	1999
1t. Curtis Martin	4	1998
1t. Freeman McNeil	4	1985

Top Rookie Rushing Seasons

Player	Year	Att	Yds	Avg	Lg	TD
1. Matt Snell	1964	215	948	4.4	42	5
2. John Riggins	1971	180	769	4.3	25	1
3. Clark Gaines	1976	157	724	4.6	33	3
4. Leon Washington	2006	151	650	4.3	23	4
5. Blair Thomas	1990	123	620	5.0	41	1



Freeman McNeil



Adrian Murrell

RECEIVING RECORDS

ALL-TIME RECEPTIONS

Player	Seasons	G	Rec	Yds	Avg	Lg	TD
1. Don Maynard	1960-72(13)	172	627	11732	18.7	87f	88
2. Wayne Chrebet	1995-05(11)	152	580	7365	12.7	70	41
3. Al Toon	1985-92(8)	107	517	6605	12.8	78t	31
4. Laveranues Coles	2000-02, 05-08(7)	105	459	5941	12.9	63	37
5t. Wesley Walker	1977-89(13)	154	438	8306	19.0	96t	71
5t. Mickey Shuler	1978-89(12)	160	438	4819	11.0	51	37
7. Curtis Martin	1998-05(8)	123	367	2439	6.6	34	5
8. Jerome Barkum	1972-83(12)	158	326	4789	14.7	63	40
9. Jerricho Cotchery	2004-(6)	89	317	4081	12.9	71t	16
10. George Sauer	1965-70(6)	84	309	4965	16.1	77	28
11. Rob Moore	1990-94(5)	76	306	4258	13.9	69t	22
12t. Keyshawn Johnson	1996-99(4)	62	305	4108	13.5	65	31
12t. Richie Anderson	1993-02(10)	134	305	2449	8.0	48	10
14. Freeman McNeil	1981-92(12)	144	295	2961	10.0	59	12
15. Rich Caster	1970-77(8)	107	245	4434	18.1	91	36
16. Bruce Harper	1977-84(8)	99	220	2409	11.0	72t	12
17. Art Powell	1960-62(3)	42	204	3178	15.6	80	27
18. Matt Snell	1964-72(9)	87	193	1375	7.1	54	7
19. Bake Turner	1963-69(7)	90	191	3002	15.7	71	22
20. Johnny Hector	1983-92(10)	126	188	1661	8.8	36	3
21. Pete Lammons	1966-71(6)	83	184	2345	12.7	61	14
22. Clark Gaines	1976-80(5)	65	164	1421	8.7	31	6
23. Johnny Mitchell	1992-95(4)	53	158	2086	13.2	65t	16
24. Derrick Gaffney	1978-87(8)	100	156	2613	16.8	50	7
25. Chris Burkett	1989-93(5)	76	155	2064	13.3	77	10
26. Santana Moss	2001-04(4)	51	151	2416	16.0	69t	19
27. Bill Mathis	1960-69(10)	137	149	1775	11.9	70	9
28. Jerald Sowell	1997-05(9)	137	147	1188	8.1	62	5
29. Chris Baker	2002-08(7)	98	145	1505	10.4	47	12
30. Emerson Boozer	1966-75(10)	118	139	1488	10.7	49t	12
31. Lam Jones	1980-84(5)	61	138	2322	16.8	55	13
32. Anthony Becht	2000-04(5)	78	133	1164	8.8	30	17
33. John Riggins	1971-75(5)	61	129	1162	9.0	67t	6
34. Adrian Murrell	1993-97(5)	73	127	740	5.8	43	3
35. Scott Diierking	1977-83(7)	102	123	1023	8.3	27	4
36. Justin McCareins	2004-07(4)	64	141	2062	14.6	51	7
37. Leon Washington	2006-09(4)	55	123	969	7.9	64	2
38. Dedric Ward	1997-00(4)	59	119	1815	15.3	71t	11
39. Eddie Bell	1970-75(6)	81	118	1774	15.0	83t	12
40. Johnny Johnson	1993-94(2)	31	109	944	8.7	48	3
41. Dick Christy	1961-63(3)	39	99	1132	11.4	68	4
42t. Terance Mathis	1990-93(4)	64	93	1242	13.4	55t	4
42t. Kyle Brady	1995-98(4)	63	93	949	10.2	35	10
44. Jeff Graham	1996-97(2)	27	92	1330	14.5	78t	8
45. Mark Smolinski	1963-68(6)	81	81	613	7.6	49	5
46. Brad Baxter	1989-95(7)	94	80	587	7.3	34	0
47. Kurt Sohn	1981-88(7)	87	79	1018	12.9	39t	10
48. Mark Boyer	1990-92(3)	43	75	636	8.5	25	1
49. Kevin Long	1977-81(5)	73	74	539	7.3	27	3
50t. David Knight	1973-77(5)	58	73	1189	16.3	49	7
50t. Fred Baxter	1993-00(8)	102	73	809	11.1	37	10

For a complete list, log on to newyorkjets.com

Career 100-Yard Games

Player	Total
1. Don Maynard	50
2. Wesley Walker	22
3. Al Toon	19
4. George Sauer	16
5. Laveranues Coles	13
6t. Art Powell	12
6t. Rich Caster	12

Consecutive 100-Yard Games

Player	Total	Year
1. Don Maynard	4	1968
2t. Don Maynard	3	1967
2t. Al Toon	3	1987
2t. Al Toon	3	1988

Consecutive Games, Reception

Player	Total	Seasons
1. A. Toon	101	1985-92
2. M. Shuler	79	1983-89
3. C. Martin	64	1999-02



Wayne Chrebet

TOP 10 CAREER

Yardage

Player	Yds
1. Don Maynard	11,732
2. Wesley Walker	8,306
3. Wayne Chrebet	7,365
4. Al Toon	6,605
5. Laveranues Coles	5,941
6. George Sauer	4,965
7. Mickey Shuler	4,819
8. Jerome Barkum	4,789
9. Rich Caster	4,434
10. Rob Moore	4,258

Average (min 100 catches)

Player	Avg
1. Wesley Walker	19.0
2. Don Maynard	13.7
3. Rich Caster	18.1
4t. Lam Jones	16.8
4t. Derrick Gaffney	16.8
6. George Sauer	16.1
7. Santana Moss	16.0
8. Bake Turner	15.7
9. Art Powell	15.6
10. Dedric Ward	15.3

Touchdowns

Player	TD
1. Don Maynard	88
2. Wesley Walker	71
3. Wayne Chrebet	41
4. Jerome Barkum	40
5t. Mickey Shuler	37
5t. Laveranues Coles	37
7. Rich Caster	36
8t. Al Toon	31
8t. Keyshawn Johnson	31
10. George Sauer	28

TOP 5 SEASON

Yardage

Player	Yds	Year
1. Don Maynard	1,434	1967
2. Don Maynard	1,297	1968
3. Don Maynard	1,265	1960
4. Laveranues Coles	1,264	2002
5. Don Maynard	1,218	1965

Average (min 40 catches)

Player	Avg	Year
1. Wesley Walker	24.4	1978
2. Don Maynard	22.8	1968
3. Don Maynard	20.2	1967
4. Don Maynard	20.0	1969
5. Santana Moss	18.6	2004

Touchdowns

Player	TD	Year
1. Don Maynard	14	1965
2. Wesley Walker	12	1985
3. Santana Moss	10	2003
3t. Keyshawn Johnson	10	1998
3t. Rich Caster	10	1972
3t. Don Maynard	10	1968
3t. Don Maynard	10	1967



TOP SINGLE SEASON RECEIVING PERFORMANCES

Receptions					
Player	Rec	Year	Yds	Avg	TD
1. Al Toon	93	1988	1,067	11.5	5
2. Laveranues Coles	91	2006	1,098	12.1	6
3t. Laveranues Coles	89	2002	1,264	14.2	5
3t. Keyshawn Johnson	89	1999	1,170	13.1	8
5. Richie Anderson	88	1998	853	9.7	2
6. Al Toon	85	1986	1,176	13.8	8
7. Wayne Chrebet	84	1996	909	10.8	3
8. Keyshawn Johnson	83	1998	1,131	13.6	10
9t. Jerricho Cotchery	82	2007	1,130	13.8	2
9t. Jerricho Cotchery	82	2006	961	11.7	6

1,000 Yards Receiving					
Player	Yds	Year	Rec	Avg	TD
1. Don Maynard	1,434	1967	71	20.2	10
2. Don Maynard	1,297	1968	57	22.8	10
3. Don Maynard	1,265	1960	72	17.6	6
4. Laveranues Coles	1,264	2002	89	14.2	5
5. Don Maynard	1,218	1965	68	17.9	14
6. George Sauer	1,189	1967	75	15.9	6
7. Al Toon	1,176	1986	85	13.8	8
8. Keyshawn Johnson	1,170	1999	89	13.1	8
9. Wesley Walker	1,169	1978	48	24.4	8
10. Art Powell	1,167	1960	69	16.9	14
11. George Sauer	1,141	1968	66	17.3	3
12. Keyshawn Johnson	1,131	1998	83	13.6	10
13t. Jerricho Cotchery	1,130	2007	82	13.8	2
13t. Art Powell	1,130	1962	64	17.7	8
15. Santana Moss	1,105	2003	74	14.9	10
16. Laveranues Coles	1,098	2006	91	12.1	6
17. Wayne Chrebet	1,083	1998	75	14.4	8
18. George Sauer	1,079	1966	63	17.1	5
19. Al Toon	1,067	1988	93	11.5	5
20. Don Maynard	1,041	1962	56	18.6	8
21. Wesley Walker	1,016	1986	49	20.7	12
22. Rob Moore	1,010	1994	78	12.9	6
23. Bake Turner	1,009	1963	71	14.2	6

Most Games, 100 Or More Yards Receiving, Season

Player	Games	Season
1. Don Maynard	9	1967
2. Don Maynard	7	1968
3. Wayne Chrebet	6	1998

Rookie Receptions, Season

Player	Rec	Year
1. Wayne Chrebet	66	1995
2. Keyshawn Johnson	63	1996
3. Matt Snell	56	1964
4. Dustin Keller	48	2008
5. Al Toon	46	1985

Rookie Yardage, Season

Player	Yds	Year
1. Keyshawn Johnson	844	1996
2. Wesley Walker	740	1977
3. Wayne Chrebet	726	1995
4. Rob Moore	692	1990
5. Derrick Gaffney	691	1978

Rookie Touchdowns, Season

Player	TD	Year
1. Keyshawn Johnson	8	1996
2. Rob Moore	6	1990
3t. Wayne Chrebet	4	1995
3t. Pete Lammons	4	1966

TOP SINGLE GAME RECEIVING PERFORMANCES

Receptions				
Player	Rec	Yds	Opp	Date
1. Clark Gaines	17	160	SF	9/21/80
2. Al Toon	14	181	MIA	11/27/88
3. Al Toon	13	106	at IND	11/6/88
4t. Art Powell	12	160	at DEN	10/22/61
4t. Don Maynard	12	159	OAK	12/17/67
4t. Eddie Bell	12	151	BAL	10/18/70
4t. Clark Gaines	12	91	at BUF	9/14/80
4t. Laveranues Coles	12	144	at MIN	12/17/06
4t. Laveranues Coles	12	100	PHI	12/12/04
4t. Wayne Chrebet	12	162	at JAX	10/13/96

Yardage				
Player	Yds	No	Opp	Date
1. Don Maynard	228	10	at OAK	11/17/68
2. Don Maynard	212	7	HOU	10/20/69
3. Bake Turner	210	8	at HOU	11/10/63
4. Rich Caster	204	6	at BAL	9/24/72
5. Don Maynard	203	8	at KC	9/15/68

Highest Average Per Reception, Game (Min 4 Receptions)

Player	Avg (Rec-Yds-TD)	Opp	Date
1. Wesley Walker	44.5 (4-178-1)	OAK	10/23/77
2. Don Maynard	35.3 (4-141-0)	at DEN	9/24/67
3. Art Powell	35.0 (5-175-1)	at OAK	9/9/62
4. Rich Caster	34.5 (4-138-1)	BUF	10/4/70
5. Rich Caster	34.0 (6-204-3)	at BAL	9/24/72

Touchdowns

Player	TD	Opp	Date
1. Wesley Walker	4	MIA	9/21/86
2t. Art Powell	3	at DEN	12/4/60
Don Maynard	3	DEN	10/26/63
Don Maynard	3	SD	12/24/67
Don Maynard	3	MIA	12/1/68
Rich Caster	3	at BAL	9/24/72
Wesley Walker	3	at DET	12/6/82
Wesley Walker	3	at BUF	9/23/84
Wesley Walker	3	IND	11/16/86
Wesley Walker	3	HOU	9/18/88
Mickey Shuler	3	TB	11/17/85
Al Toon	3	NO	10/26/86
Johnny Mitchell	3	PHI	10/3/93
Jeff Graham	3	at IND	11/17/96
Santana Moss	3	NYG	11/2/03
Laveranues Coles	3	ARZ	9/28/08

Longest Passing Plays

Player	Yds	Opp	Date
1. Wesley Walker from Ken O'Brien	96t	at BUF	12/8/85
2. Rich Caster from Joe Namath	91	BAL	10/26/75
3. Rich Caster from Joe Namath	89t	at MIA	10/7/74
4. Wesley Walker from Ken O'Brien	88t	NE	11/24/85
5t. Don Maynard from Joe Namath	87t	at SD	11/24/68
5t. Wesley Walker from Richard Todd	87t	OAK	10/23/77

INTERCEPTION RECORDS

ALL-TIME

Player	Seasons	G	Int	Yds	Avg	Lg	TD
1. Bill Baird	1963-69 (7)	98	34	357	10.5	54	2
2. Dainard Paulson	1961-66 (6)	84	29	343	11.8	47	1
3. Aaron Glenn	1994-01 (8)	121	24	294	12.3	100t	3
3t. Larry Grantham	1960-72 (13)	175	24	308	12.8	41t	1
3t. Victor Green	1993-01 (9)	139	24	529	22.0	87	2
3t. James Hasty	1988-94 (7)	111	24	251	10.5	40	1
7. Erik McMillan	1988-92 (5)	76	22	608	27.6	92t	5
8t. Al Atkinson	1965-74 (10)	120	21	224	10.7	36	0
8t. Bobby Jackson	1978-85 (8)	95	21	196	9.3	77t	2
8t. Burgess Owens	1973-79 (7)	97	21	313	14.9	49	2
8t. Darrol Ray	1980-84 (5)	72	21	581	27.7	71t	3
12. Ralph Baker	1964-74 (11)	142	19	218	11.5	67t	2
13. Brian Washington	1990-94 (5)	77	18	206	11.4	62t	2
14t. Johnny Lynn	1979-86 (7)	97	17	271	15.9	67	1
14t. Johnny Sample	1966-68 (3)	41	17	173	10.2	41t	2
16. Ken Schroy	1977-84 (8)	113	16	206	12.9	82t	1
17t. Greg Buttle	1976-84 (9)	110	15	215	14.3	44t	1
17t. Lance Mehl	1980-87 (8)	97	15	145	9.7	38	1
17t. Lee Riley	1961-62 (2)	26	15	181	12.1	41	0
17t. Kerry Rhodes	2005-09(5)	78	15	189	12.6	50	0
21t. Marcus Coleman	1996-01 (6)	91	14	259	18.5	98t	1
21t. Jerry Holmes	1980-87 (6)	76	14	158	11.3	43t	1
21t. Jim Hudson	1965-70 (6)	54	14	195	13.9	45	0
21t. Mo Lewis	1991-03 (13)	200	14	241	17.2	67t	4
21t. Otis Smith	1995-99 (5)	46	14	293	20.9	51t	4
21t. Darrelle Revis	2007- (3)	48	14	179	12.7	67t	2
27. W.K. Hicks	1970-72 (3)	41	13	188	14.5	43	0
28t. Kyle Clifton	1984-96 (13)	204	12	74	6.2	39	0
28t. Steve Tannen	1970-74 (5)	61	12	204	17.0	32	0
28t. David Barrett	2004-08 (5)	69	12	67	5.6	25t	1
31. Ray Mickens	1996-03 (8)	126	11	30	2.7	16	0
32t. Randy Beverly	1967-69 (3)	40	10	218	21.8	68t	1
32t. Mike Brim	1991-92 (2)	32	10	191	19.1	77t	1
32t. Ty Law	2005-08 (2)	23	10	195	19.5	74t	1
32t. Rich Sowell	1971-77 (7)	78	10	115	11.5	30t	1
36. Cornell Gordon	1965-69 (5)	54	9	44	4.9	20	0
37t. John Ebersole	1970-77 (8)	108	8	69	8.6	41	0
37t. Delles Howell	1973-75 (3)	34	8	118	14.8	41	0
39t. Donnie Abraham	2002-04 (3)	40	7	127	18.1	66t	1
39t. Erik Coleman	2004-07 (4)	64	7	50	7.1	37	0
39t. John Dockery	1968-71 (4)	45	7	111	15.9	35	0
39t. Rich Milano	1985-89 (5)	60	7	33	4.7	21	0
39t. Shafer Suggs	1976-80 (5)	56	7	114	16.3	32t	1
39t. Marcus Turner	1992-95 (4)	54	7	170	24.3	90t	1
39t. Willie West	1964-65 (2)	17	7	57	8.1	28	0
46t. Johnny Bookman	1961 (1)	8	6	33	5.5	17	0
46t. Dick Felt	1960-61 (2)	28	6	95	15.8	55	1
46t. Harry Hamilton	1984-87 (4)	46	6	68	11.3	*29	0
46t. Gus Hollomon	1970-72 (3)	39	6	38	6.3	25	0
46t. Fred Julian	1960 (1)	14	6	27	4.5	0	0
46t. Jonathan Vilma	2004-07 (4)	55	6	60	10.0	38t	1

For a complete list, log on to newyorkjets.com

TOP 5 CAREER

Return Yards		Return Avg.		Interception Return	
Player	Yds	Player	Avg	Player	TD
1. Erik McMillan	608	1. Darrol Ray	27.7 (21 int)	1. Erik McMillan	5
2. Darrol Ray	581	2. Erik McMillan	27.6 (22 int)	2t. Otis Smith	4
3. Victor Green	529	3. Victor Green	22.0 (24 int)	2t. Mo Lewis	4
4. Bill Baird	357	4. Randy Beverly	21.8 (10 int)	4t. Darrol Ray	3
5. Dainard Paulson	343	5. Otis Smith	20.9 (14 int)	4t. Aaron Glenn	3

Most Interceptions, Season

Player	Year	Int	Yds	Avg	Lg	TD
1. Dainard Paulson	1964	12	157	13.1	54	1
2. Leon Riley	1962	11	122	11.1	30	0
3. Ty Law	2005	10	195	19.5	74	1
4t. Erik McMillan	1988	8	168	21.0	55	2
4t. Ken Schroy	1980	8	91	11.4	82	1
4t. W.K. Hicks	1970	8	99	12.4	35	0
4t. Bill Baird	1964	8	130	16.3	54	1

Most Interception Return Yards, Season

Player	Yds	Year
1. Darrol Ray	227 (7 ret.)	1981
2. Ty Law	195 (10 ret.)	2005
3. Erik McMillan	180 (6 ret.)	1989
4. Erik McMillan	168 (8 ret.)	1988
5. Marcus Coleman	165 (6 ret.)	1999

Most Interceptions, Game


Player	Int-Yds	Opp	Date
1t. Dainard Paulson	3-90	OAK	9/28/63
1t. Bill Baird	3-27	BOS	10/31/64
1t. Rich Sowell	3-55	at BAL	9/23/73
1t. Erik McMillan	3-57	at MIA	10/23/88
1t. Marcus Turner	3-116	at MIN	11/20/94
1t. Marcus Coleman	3-7	MIA	10/23/00
1t. Ty Law	3-56	BUF	1/1/06

Most Interception Return Yards, Game

Player	Yds	Opp	Date
1. Marcus Turner	116 (3 INT)	at MIN	11/20/94
2. Aaron Glenn	100 (1 INT)	at MIA	9/15/96
3. Marcus Coleman	98 (1 INT)	at MIA	12/27/99
4t. Erik McMillan	92 (1 INT)	IND	10/1/89
4t. Abram Elam	92 (1 INT)	at BUF	11/2/08

Longest Interception Return

Player	Yds	Opp	Date
1. Aaron Glenn	100t	at MIA	9/15/96
2. Marcus Coleman	98t	at MIA	12/27/99
3t. Erik McMillan	92t	IND	10/1/89
3t. Abram Elam	92t	at BUF	11/2/08
5. Marcus Turner	90t	at MIN	11/20/94



Erik McMillan

SACK RECORDS

TOP 10 CAREER

Player	Sacks	Seasons
1. Mark Gastineau	107.5	1979-88
2. Joe Klecko	77.5	1977-87
3. Shaun Ellis	68	2000-
4. Gerry Philbin	64.5	1964-72
5. John Abraham	53.5	2000-05
6. Mo Lewis	52.5	1991-2002
7. Verlon Biggs	49	1965-70
8. John Elliott	47	1967-73
9. Marty Lyons	43	1979-89
10. Marvin Washington	37.5	1989-96

TOP 10 SEASON

Player	Sacks	Year
1. Mark Gastineau	22	1984
2. Joe Klecko	20.5	1981
3. Mark Gastineau	20	1981
4t. Gerry Philbin	19	1968
4t. Mark Gastineau	19	1983
6. John Elliott	15	1970
7. John Elliott	14.5	1969
8. Mark Gastineau	13.5	1985
9t. John Abraham	13	2001
9t. Dennis Byrd	13	1990

TOP SINGLE GAMES

Player	Sacks	Opp	Date
1t. John Abraham	4	at NO	11/4/01
1t. Mark Gastineau	4	at IND	9/2/84
1t. Mark Gastineau	4	BAL	11/6/83
1t. Mark Gastineau	4	at HOU	9/27/81
1t. Mark Lomas	4	at BUF	10/4/70

MOST CONSECUTIVE GAMES WITH A FULL SACK

Player	Games	Year(s)
1. Joe Klecko	10 games*	1977-78
2. Shaun Ellis	7 games	2003
3. Mark Gastineau	6 games	1983
4. Mark Gastineau	5 games	1984
5. John Abraham	4 games	2002

*Note: last six games in 1977, first four games in 1978

SACKS BY A ROOKIE

Player	Sacks	Year
1. Hugh Douglas	10	1995
2. Shaun Ellis	8.5	2000
3. Joe Klecko	8	1977
4t. Mark Lomas	7	1970
4t. Dennis Byrd	7	1989



Shaun Ellis

FUMBLE RECORDS

DEFENSE

Most Opponents' Fumbles Recovered, Career

Player	FR	Seasons
1. James Hasty	18	1988-94
2. Kyle Clifton	15	1984-96
3t. Victor Green	13	1993-01
3t. Mo Lewis	13	1991-03

Most Opponents' Fumbles Recovered, Season

Player	FR	Season
1. 11 times	4	
Last Time: Calvin Pace	4	2008

Most Opponents' Fumbles Recovered, Game

Player	FR	Opp	Date
1. Four times	2		
Last time: Bobby Houston	2	JAX	9/17/95

Most Fumble Returns For Touchdown, Career

Player	TD Returns	Seasons
1t. Greg Buttle	2	1976-84
1t. Mark Gastineau	2	1979-88
1t. Erik McMillan	2	1988-92

Most Fumble Returns For Touchdown, Season

Player	TD Returns	Season
1. Erik McMillan	2	1989

OFFENSE

Most Fumbles, Career

Player	Fumbles	Season
1. Ken O'Brien	68	1984-92
2. Freeman McNeil	45	1981-92
3. Richard Todd	41	1976-83

Most Fumbles, Season

Player	Fumbles	Season
1. Ken O'Brien	14	1985
2. Boomer Esiason	13	1993
3t. Boomer Esiason	12	1995
3t. Browning Nagle	12	1992
3t. Vinny Testaverde	12	2001

Most Fumbles, Game

Player	Fumbles	Opp	Date
1. Chad Pennington	6	at KC	9/11/05

Most Own Fumbles Recovered, Career

Player	Fumbles	Seasons
1. Ken O'Brien	26	1984-92
2. Chad Pennington	15	2000-07
3. Emerson Boozer	14	1966-75

Most Own Fumbles Recovered, Season

Player	Fumbles	Seasons
1. Chad Pennington	6	2003
2. Five Times	5	
Last Time: Vinny Testaverde		2001

Most Own Fumbles Recovered, Game

Player	Fumbles	Opp	Date
1. Twice -Last time			
Chad Pennington	3	at KC	9/11/05

FUMBLE RETURNS FOR TOUCHDOWN

Date	Fumble Return	Yardage	Opp	Fumble by	Fumble Caused
1. 11/24/60	Roger Donnahoo	57	DAL	Johnny Robinson	NA
2. 11/30/62	Larry Grantham	ez	BOS	Tom Yewc	NA
3. 12/2/73	Phil Wise	80	BAL	Raymond Chester	Burgess Owens
4. 10/20/74	Burgess Owens	ez	BAL	David Lee (punt blocked)	
				Owens recovers and fumbles	Steve Tannen (block)
5. 11/21/76	Greg Buttle	23	NE	Andy Johnson	Lawrence Pillars
6. 9/7/80	Darrell Ray	75	BAL	Joe Washington	Ron Crosby
7. 10/3/83	Mark Gastineau	ez	BUF	Joe Cribbs	Bob Crable
8. 9/2/84	Greg Buttle	4	IND	Mike Pagel	Mark Gastineau
9. 10/21/84	Mark Gastineau	ez	KC	Bill Kenney	Tom Baldwin
10. 9/22/85	Tom Baldwin	9	GB	Guy Prather (fake punt)	None
11. 12/7/87	Bobby Humphrey	46	MIA	Troy Stradford	Alex Gordon
12. 10/15/89	Erik McMillan	74	NO	Craig Heyward	Kerry Glenn
13. 10/29/89	Erik McMillan	45	SF	Roger Craig	Kerry Glenn
14. 10/28/90	Darrell Davis	ez	HOU	Warren Moon	Darrell Davis
15. 9/3/95	Matt Brock	3	MIA	Bernie Parmalee	Marvin Washington
16. 12/22/96	Hugh Douglas	62	MIA	Stanley Pritchett	Matt Brock
17. 10/25/98	Jerome Henderson	53	ATL	Steve DeBerg	Victor Green
18. 12/13/98	Chad Cascadden	23	MIA	Dan Marino	Ernie Logan
19. 11/21/99	Eric Ogbogu	ez	BUF	Doug Flutie	Ray Mickens
20. 10/7/01	Mo Lewis	15	BUF	Larry Centers	James Farrior
21. 10/7/01	John Abraham	7	BUF	Rob Johnson	Mo Lewis
22. 9/12/04	Donnie Abraham	41	CIN	Rudi Johnson	Sam Cowart
23. 9/25/05	James Reed	33	JAX	Byron Leftwich	John Abraham
24. 9/24/06	Victor Hobson	32	BUF	J.P. Losman	Kerry Rhodes
25. 10/7/07	Kerry Rhodes	11	NYG	Brandon Jacobs	Kerry Rhodes
26. 11/9/08	Calvin Pace	50	SL	Marc Bulger	Abram Elam
27. 12/14/08	Shaun Ellis	11	BUF	J.P. Losman	Abram Elam
28. 12/27/09	Marques Douglas	1	IND	Curtis Painter	Calvin Pace

Five times, a Jets player has recovered a fumble on offense and scored a touchdown:

Date	Fumble Recovered	Return Yds	Opp	Fumbled by
1. 12/17/67	Joe Namath	1	OAK	Matt Snell
2. 10/8/72	Randy Rasmussen	ez	MIA	Cliff McClain
3. 9/22/74	Clarence "Jazz" Jackson	24	CHI	John Riggins
4. 10/26/75	Willie Brister	ez	BAL	John Riggins
5. 10/18/81	Bobby Jones	61	BUF	Mike Augustyniak

INTERCEPTION RETURNS FOR TOUCHDOWN

Date	Pos	Int Return	Yds	Opp	Quarterback	Date	Pos	Int Return	Yds	Opp	Quarterback
1. 12/04/60	DE	Nick Mumley	26	DEN	Frank Tripucka	37. 10/1/89	S	Erik McMillan	92	IND	Jack Trudeau
2. 11/23/61	DB	Dick Felt	55	BUF	M.C. Reynolds	38. 10/15/89	CB	James Hasty	34	NO	Bobby Hebert
3. 12/15/62	CB	Wayne Fontes	83	HOU	George Blanda	39. 9/29/91	S	Erik McMillan	83	MIA	Dan Marino
4. 10/10/64	DB	Bill Baird	54	OAK	Cotton Davidson	40. 12/8/91	S	Erik McMillan	57	DET	Erik Kramer
5. 10/31/64	LB	Wahoo McDaniel	38	BOS	Babe Parilli	41. 9/13/92	S	Mike Brim	77	PIT	Neil O'Donnell
6. 11/12/64	DE	LaVerne Torczon	40	OAK	Cotton Davidson	42. 12/6/92	S	Brian Washington	23	BUF	Jim Kelly
7. 11/29/64	DB	Dainard Paulson	32	KC	Len Dawson	43. 12/20/92	LB	Bobby Houston	20	MIA	Dan Marino
8. 10/30/66	DB	Bill Baird	39	BUF	Jack Kemp	44. 10/10/93	S	Brian Washington	62	LAA	Jeff Hostetler
9. 11/12/67	DB	Johnny Sample	41	BUF	Jack Kemp	45. 9/11/94	LB	Mo Lewis	67	DEN	John Elway
10. 9/22/68	DB	Randy Beverly	68	BOS	Mike Taliaferro	46. 10/30/94	LB	Mo Lewis	18	IND	Don Majkowski
11. 11/3/68	DB	Johnny Sample	36	BUF	Kay Stephenson	47. 11/20/94	CB	Marcus Turner	90	MIN	Warren Moon
12. 9/14/69	LB	Paul Crane	23	BUF	James Harris	48. 9/10/95	CB	Otis Smith	49	IND	Craig Erickson
13. 9/27/70	CB	Earlie Thomas	36	BOS	Mike Taliaferro	49. 10/15/95	LB	Mo Lewis	15	CAR	Kerry Collins
14. 12/19/70	LB	Larry Grantham	41	BAL	Earl Morrall	50. 12/3/95	S	Gary Jones	49	SL	Mark Rypien
15. 9/23/73	CB	Rich Sowells	30	BAL	Marty Domres	51. 9/15/96	CB	Aaron Glenn	100	MIA	Dan Marino
16. 9/23/73	LB	Ralph Baker	22	BAL	Marty Domres	52. 12/14/96	CB	Aaron Glenn	13	PHI	Ty Detmer
17. 12/8/74	LB	Ralph Baker	67	BUF	Joe Ferguson	53. 9/14/97	LB	Mo Lewis	43	NE	Drew Bledsoe
18. 12/15/74	S	Burgess Owens	29	BAL	Bert Jones	54. 11/16/97	CB	Otis Smith	38	CHI	Steve Stenstrom
19. 10/2/77	LB	Greg Buttle	44	NE	Steve Grogan	55. 12/14/97	CB	Otis Smith	45	TB	Trent Diller
20. 10/8/78	S	Burgess Owens	40	BUF	Joe Ferguson	56. 12/14/97	CB	Otis Smith	51	TB	Trent Diller
21. 9/30/79	CB	Bobby Jackson	58	MIA	Bob Griese	57. 11/1/98	LB	Dwayne Gordon	31	KC	Elvis Grbac
22. 10/15/79	S	Shafer Suggs	32	MIN	Tommy Kramer	58. 9/12/99	LB	Bryan Cox	27	NE	Drew Bledsoe
23. 11/23/80	S	Ken Schroy	82	HOU	Ken Stabler	59. 12/12/99	S	Omar Stoutmire	67	MIA	Dan Marino
24. 12/20/80	S	Darrell Ray	71	MIA	David Woodley	60. 12/27/99	CB	Marcus Coleman	98	MIA	Dan Marino
25. 10/11/81	S	Darrell Ray	43	NE	Matt Cavanaugh	61. 10/15/00	S	Victor Green	21	NE	Drew Bledsoe
26. 11/1/81	S	Darrell Ray	64	NYG	Phil Simms	62. 11/18/01	S	Victor Green	63	MIA	Jay Fiedler
27. 11/26/82	CB	Bobby Jackson	77	MIN	Tommy Kramer	63. 11/18/01	CB	Aaron Glenn	60	MIA	Jay Fiedler
28. 1/9/83	S	Darrell Ray	98	CIN	Ken Anderson	64. 10/3/04	CB	Donnie Abraham	66	MIA	Jay Fiedler
29. 10/30/83	CB	Jerry Holmes	43	SF	Joe Montana	65. 1/2/05	LB	Jonathan Vilma	38	SL	Marc Bulger
30. 11/13/83	DB	Johnny Lynn	42	BUF	Joe Ferguson	66. 1/15/05	S	Reggie Tongue	86	PIT	Ben Roethlisberger
31. 11/21/83	LB	Lance Mehl	34	NO	Ken Stabler	67. 12/26/05	CB	Ty Law	74	NE	Tom Brady
32. 9/15/85	CB	Kerry Glenn	15	BUF	Vince Ferragamo	68. 1/1/06	LB	Mark Brown	33	BUF	Kelly Holcomb
33. 12/28/86	LB	Kevin McArthur	21	KC	Todd Blackledge	69. 9/22/08	CB	David Barrett	25	SD	Philip Rivers
34. 9/18/88	S	Mike Zordich	35	HOU	Brent Pease	70. 9/28/08	CB	Darrelle Revis	32	ARZ	Kurt Warner
35. 10/17/88	S	Erik McMillan	40	BUF	Jim Kelly	71. 11/2/08	S	Abram Elam	92	BUF	Trent Edwards
36. 10/23/88	S	Erik McMillan	55	MIA	Dan Marino	72. 11/29/09	CB	Darrelle Revis	67	CAR	Jake Delhomme

PUNT RETURNS FOR TOUCHDOWN

Date	Returner	Yardage	Opp
1. 9/24/61	Dick Christy	70	DEN
2. 9/24/61	Dick Christy	64	DEN
3. 10/14/62	Dick Christy	58	at HOU
4. 10/28/62	Dick Christy	73	SD
5. 11/10/63	Bill Baird	93	at HOU
6. 9/17/72	Chris Farasopoulos	65	at BUF
7. 11/14/76	Lou Piccone	60	TB
8. 10/8/78	Bruce Harper	82	BUF
9. 11/21/83	Kirk Springs	76	at NO
10. 10/4/87	Michael Harper	78	DAL
11. 11/9/87	JoJo Townsell	91	SEA
12. 12/10/88	JoJo Townsell	59	IND
13. 11/4/90	Terance Mathis	98	DAL
14. 11/23/97	Leon Johnson	66	MIN
15. 10/27/02	Santana Moss	63	CLV
16. 11/3/02	Santana Moss	52	at SD
17. 1/15/05	Santana Moss	75	at PIT*

* playoff game

KICKOFF RETURNS FOR TOUCHDOWN

Date	Returner	Yardage	Opp
1. 9/23/60	Leon Burton	88	DEN
2. 10/28/60	Leon Burton	101	OAK
3. 11/20/66	Emerson Boozer	96	MIA
4. 10/28/73	Burgess Owens	82	DEN
5. 9/6/84	Bobby Humphery	97	PIT
6. 12/13/86	JoJo Townsell	93	PIT
7. 12/21/86	Bobby Humphery	96	at CIN
8. 9/7/97	Aaron Glenn	96	BUF
9. 12/14/97	Leon Johnson	101	TB
10. 9/17/00	Kevin Williams	97	BUF
11. 9/8/02	Chad Morton	98	at BUF
12. 9/8/02	Chad Morton	96	at BUF
13. 11/16/03	Jonathan Carter	90	at IND
14. 1/2/05	Jerricho Cotchery	94	at SL
15. 1/1/06	Justin Miller	95	BUF
16. 10/1/06	Justin Miller	103	IND
17. 10/29/06	Justin Miller	99	at CLE
18. 9/23/07	Leon Washington	98	MIA
19. 10/7/07	Leon Washington	98	at NYG
20. 11/4/07	Leon Washington	86	WAS
21. 11/13/08	Leon Washington	92	at NE
22. 12/27/09	Brad Smith	106	at IND



Jerricho Cotchery

INDIVIDUAL SERVICE

GAMES PLAYED


Player	Games	Seasons
1. Pat Leahy	250	1974-91 (18)
2. Randy Rasmussen	207	1967-81 (15)
3. Kyle Clifton	204	1984-96 (13)
4. Mo Lewis	200	1991-03 (13)
5. Winston Hill	195	1963-76 (14)
6. Dan Alexander	192	1977-89 (13)
7. Larry Grantham	175	1960-72 (13)
8. Joe Fields	173	1975-87 (13)
9. Don Maynard	172	1960-72 (13)
10. Jim Sweeney	166	1984-94 (11)
11. Mickey Shuler	160	1978-89 (12)
12. Jerome Barkum	158	1972-83 (12)
13. Shaun Ellis	155	2000- (10)
14. Wesley Walker	154	1977-89 (13)
15. Wayne Chrebet	152	1995-05 (11)
16. Marty Lyons	147	1979-89 (11)
17. Freeman McNeil	144	1981-92 (12)
17. James Dearth	144	2001- (9)
19. Ralph Baker	142	1964-74 (11)
19. Marvin Jones	142	1993-03 (10)
20. Pat Ryan	141	1978-89 (12)

SEASONS PLAYED

Player	Games	Seasons
1. Pat Leahy	250	1974-91 (18)
2. Randy Rasmussen	207	1967-81 (15)
3. Winston Hill	195	1963-76 (14)
4. Kyle Clifton	204	1984-96 (13)
4. Mo Lewis	200	1991-03 (13)
4. Dan Alexander	192	1977-89 (13)
4. Larry Grantham	175	1960-72 (13)
4. Joe Fields	173	1975-87 (13)
4. Don Maynard	172	1960-72 (13)
4. Wesley Walker	154	1977-89 (13)
11. Mickey Shuler	160	1978-89 (12)
11. Jerome Barkum	158	1972-83 (12)
11. Freeman McNeil	144	1981-92 (12)
11. Pat Ryan	141	1978-89 (12)
11. Joe Namath	136	1965-76 (12)

CONSECUTIVE GAMES PLAYED

Player	Games
1. Kyle Clifton	204
2. Winston Hill	195
3. Pat Leahy	180
4. Dan Alexander	153
5. Randy Rasmussen	144
5. James Dearth	144
7. Curtis Martin	119
8. John Schmitt	114
9. Curley Johnson	110
10. Mo Lewis	103




Kyle Clifton

GAMES PLAYED BY POSITION

QUARTERBACK


Player	Games	Seasons
Pat Ryan	141	1978-89 (12)
Joe Namath	136	1965-76 (12)
Ken O'Brien	124	1984-92 (9)
Richard Todd	102	1976-83 (8)



Pat Ryan

WIDE RECEIVER

Player	Games	Seasons
Don Maynard	172	1960-72 (13)
Wesley Walker	154	1977-89 (13)
Wayne Chrebet	152	1995-05 (11)
Al Toon	107	1985-92 (8)
Derrick Gaffney	100	1978-87 (8)



Wesley Walker

TIGHT END

Player	Games	Seasons
Mickey Shuler	160	1978-89 (12)
Jerome Barkum	158	1972-83 (12)
Rich Caster	107	1970-77 (8)
Fred Baxter	102	1993-00 (8)

LINEBACKER

Player	Games	Seasons
Kyle Clifton	204	1984-96 (13)
Mo Lewis	200	1991-03 (13)
Larry Grantham	175	1960-72 (13)
Ralph Baker	142	1964-74 (11)
Marvin Jones	142	1993-03 (10)
Bryan Thomas	125	2002- (8)
Al Atkinson	120	1965-74 (10)
Greg Buttle	110	1976-84 (9)
John Ebersole	108	1970-77 (8)

RUNNING BACK

Player	Games	Seasons	Pos
Freeman McNeil	144	1981-92 (12)	HB
Bill Mathis	137	1960-69 (10)	HB
Jerald Sowell	137	1997-05 (9)	FB
Richie Anderson	134	1993-02 (10)	FB
Johnny Hector	126	1983-92 (10)	HB
Curtis Martin	123	1998-05 (8)	HB
Emerson Boozer	118	1966-75 (10)	FB
Curley Johnson	110	1961-68 (8)	RB/P
Scott Dierking	102	1977-83 (7)	FB

OFFENSIVE LINE

Player	Games	Seasons	Pos
Randy Rasmussen	207	1967-81 (15)	G
Winston Hill	195	1963-76 (14)	T
Dan Alexander	192	1977-89 (13)	G
Joe Fields	173	1975-87 (13)	C
Jim Sweeney	166	1984-94 (11)	C/G
Dave Herman	128	1964-73 (10)	G
Guy Bingham	125	1980-88 (9)	OL
Marvin Powell	124	1977-85 (9)	T
Roger Duffy	123	1990-97 (18)	C/G
Kevin Mawae	118	1998-05 (8)	C
John Schmitt	116	1964-73 (10)	C
Jason Fabini	114	1998-05 (8)	T
Jeff Criswell	108	1988-94 (7)	T

DEFENSIVE LINE

Player	Games	Seasons	Pos
Shaun Ellis	155	2000- (11)	DE
Marty Lyons	147	1979-89 (11)	DT
Joe Klecko	140	1977-87 (11)	DE/T
Mark Gastineau	137	1979-88 (10)	DE
Marvin Washington	124	1989-96 (8)	DT
Gerry Philbin	110	1964-72 (9)	DE
Scott Mersereau	102	1987-93 (7)	DT
Jason Ferguson	101	1997-04 (7)	DE

DEFENSIVE BACK

Player	Games	Seasons	Pos
Victor Green	139	1993-01 (9)	S
Ray Mickens	126	1996-03 (8)	CB
Aaron Glenn	121	1994-01 (8)	CB
Ken Schroy	113	1977-84 (8)	S
James Hasty	111	1988-94 (7)	CB

KICKER

Player	Games	Seasons	Pos
Pat Leahy	250	1974-91 (18)	K
Jim Turner	98	1964-70 (7)	K
John Hall	95	1997-02 (6)	K

PUNTER

Player	Games	Seasons	Pos
Chuck Ramsey	117	1977-84 (8)	P
Curley Johnson	110	1961-68 (8)	P/RB
Brian Hanson	70	1994-98 (5)	P
Steve O'Neal	56	1969-72 (4)	P

PUNTING RECORDS

ALL-TIME PUNTING AVERAGE

Player	Seasons	Punts	Blk	Yds	Avg	TB	In20	Lg	Net Avg
1t. Tommy Parks	2001 (1)	5	0	238	47.6	1	1	56	22.6
1t. Don Silvestri	1995-96 (2)	5	0	238	47.6	1	0	61	33.6
3. Bake Turner	1963-69 (7)	2	0	89	44.5	-	-	46	-
4t. Billy Atkins	1962-63 (2)	22	1	969	44.0	-	-	63	-
4t. Al Dorow	1960-61 (2)	6	0	264	44.0	-	-	56	-
6. Ben Graham	2005-08 (4)	226	2	9,876	43.7	24	69	69	37.4
7. Tom Tupa	1999-01 (3)	231	0	9,948	43.1	27	64	70	34.6
8. Reggie Hodges	2008- (1)	44	1	1,884	42.8	5	14	61	35.5
9. Curley Johnson	1961-68 (8)	534	4	22,718	42.5	-	-	73	-
10. Brian Hansen	1994-98 (5)	359	2	15,218	42.4	37	87	69	34.6
11t. John Kidd	1998 (1)	28	0	1,166	41.6	2	8	57	36.9
11t. Jeremy Kapinos	2007 (1)	5	0	208	41.6	1	2	48	36.4
13. John Hall	1997-02 (6)	5	0	206	41.2	0	2	57	35.2
14. Steve Weatherford	2009- (1)	80	0	3,357	41.0	9	25	66	36.7
15. Matt Turk	2002 (1)	63	0	2,584	41.0	9	13	65	34.9
16. Steve O'Neal	1969-72 (4)	256	2	10,350	40.4	-	-	98	-
17. Johnny Green	1962-63 (2)	3	0	121	40.3	-	-	55	-
18. Chuck Ramsey	1977-84 (8)	553	4	22,128	40.0	63	125	79	33.1
19t. Duane Carrell	1976-77 (2)	95	0	3,775	39.7	7	15	72	31.9
19t. Nick Gallery	1998 (1)	6	0	238	39.7	0	2	49	33.3
21. Louie Aguiar	1991-93 (3)	210	0	8,320	39.6	17	56	71	35.6
22. Joe Prokop	1988-90 (3)	231	0	9,099	39.4	17	73	76	34.8
23. Dave Jennings	1985-87 (3)	223	0	8,775	39.3	20	62	66	34.9
24. Daniel Pope	2001 (1)	4	0	153	38.3	0	2	47	36.3
25. Tobin Gowin	2004 (1)	80	0	3,057	38.2	8	22	58	33.5
26. Dainard Paulson	1961-66 (6)	3	0	113	37.7	-	-	48	-
27t. Dan Stryzinski	2003 (1)	71	1	2,655	37.4	4	22	55	31.3
27t. Rick Sapienza	1960 (1)	8	0	299	37.4	-	-	-	-
29t. Julian Fagan	1973 (1)	74	2	2,744	37.1	-	-	58	-
29t. Joe Pagliei	1960 (1)	48	0	1,779	37.1	-	-	-	-
31. Greg Gantt	1974-75 (2)	134	3	4,845	36.2	-	-	71	-
32. Junior Wren	1961 (1)	8	0	271	33.9	-	-	53	-
33. Tom O'Connor	1987 (1)	18	0	602	33.4	1	2	47	28.9
34. Chad Pennington	2000-07 (8)	1	0	29	29.0	0	1	29	29.0
35. Ken O'Brien	1984-92 (9)	1	0	23	23.0	0	0	23	11.0
36. Mike Nugent	2005-08 (4)	1	0	18	18.0	0	1	18	18.0
37. Pat Leahy	1974-91 (18)	1	0	12	12.0	0	0	12	12.0

TOP SINGLE SEASON PUNTING PERFORMANCES

Average	Player	Avg	Year	Punts	Yds
1.	Curley Johnson	45.3	1965	72	3,260
2.	Tom Tupa	45.2	1999	81	3,659
3t.	Brian Hansen	44.7	1996	74	3,311
3t.	Tom Tupa	44.7	2000	83	3,714

Most Punts

	Player	Punts	Year
1.	Brian Hansen	99	1995
2.	Joe Prokop	87	1989
3t.	Dave Jennings	85	1986
3t.	Joe Prokop	85	1988
5.	Brian Hansen	84	1994

Most Punts Inside 20, Season (Since 1976)

	Player	In20	Year
1.	Joe Prokop	29	1989
2t.	Dave Jennings	27	1986
2t.	Chuck Ramsey	27	1981
4t.	Ben Graham	26	2006
4t.	Joe Prokop	26	1988

Most Touchbacks, Season

	Player	TB	Year
1.	Tom Tupa	15	2000
2.	Chuck Ramsey	13	1981
3.	Brian Hansen	12	1984

TOP SINGLE GAME PUNTING PERFORMANCES

Most Punts Inside 20, Game (Since 1976)

Player	In20	Opp	Date
1t.	Brian Hansen	5	HOU 12/17/95
1t.	Tom Tupa	5	at CAR 10/28/01
3t.	7 times	4	
Last time: Ben Graham 4 at BUF 9/24/06			

Most Punting Touchbacks, Game

Player	TB	Opp	Date
1t.	Five Times	3	
Last time: Louie Aguiar 3 at HOU 1/2/94			

Best Punting Average


Player	Punts	Avg	Opp	Date
1.	Curley Johnson	7	54.7	DEN 10/3/65
2.	Brian Hansen	4	51.8	IND 10/5/97
3.	Steve Weatherford	5	50.8	CAR 11/29/09
4t.	Brian Hansen	4	50.5	MIA 9/18/94
4t.	Reggie Hodges	4	50.5	BUF 12/14/08
4t.	Steve Weatherford	2	50.5	JAX 11/15/09

Most Punts

Player	Punts	Opp	Date
1.	Steve O'Neal	11	at BAL 9/19/71
2t.	Curley Johnson	10	BUF 12/19/65
2t.	Steve O'Neal	10	at NE 9/10/71

Longest Punts

Player	Yds	Opp	Date
1.	Steve O'Neal	98t	at DEN 9/21/69
2.	Chuck Ramsey	79	at BAL 10/15/78
3.	Joe Prokop	76	at NE 11/5/89
4.	Curley Johnson	73	at DEN 10/3/65
5.	Duane Carrell	72	at SF 10/3/76



Chuck Ramsey

TOP 5 CAREER

Most Punts

Player	Punts
1.	Chuck Ramsey 553
2.	Curley Johnson 534
3.	Brian Hansen 359
4.	Steve O'Neal 256
5t.	Joe Prokop 231
5t.	Tom Tupa 231

Punts Downed Inside The 20 (Since 1976)

Player	Punts
1.	Chuck Ramsey 125
2.	Brian Hansen 87
3.	Joe Prokop 73
4.	Ben Graham 71
5.	Tom Tupa 64

Most Touchbacks, Career

Player	TB	Seasons
1.	Chuck Ramsey 63	1977-84
2.	Brian Hansen 37	1994-98
3.	Tom Tupa 27	1999-01

PUNT RETURNS

ALL-TIME PUNT RETURN YARDAGE

Player	Seasons	PR	Yds	Avg	Lg	TD
1. Bruce Harper	1977-84 (8)	183	1784	9.7	82t	1
2. Jo Jo Townsell	1985-90 (6)	127	1360	10.7	91t	2
3. Santana Moss	2001-04 (4)	88	1052	12	63t	2
4. Leon Johnson	1997-00 (4)	91	890	9.8	66t	1
5. Bill Baird	1963-69 (7)	88	787	8.9	93	1
6. Kirk Springs	1981-85 (5)	65	681	10.5	76t	1
7. Dick Christy	1961-63 (3)	42	679	16.2	73	4
8. Dedric Ward	1997-00 (4)	81	629	7.8	23	0
9. Leon Washington	2006-09 (4)	64	599	9.4	38	0
10. Kurt Sohn	1981-88 (7)	68	519	7.6	46	0
11. Clifford Hicks	1993-94 (2)	55	499	9.1	26	0
12. Chris Farasopoulos	1971-73 (3)	50	445	8.9	65t	1
13. Terance Mathis	1990-93 (4)	50	445	8.9	98t	1
14. Jerricho Cotchery	2004- (6)	46	418	9.1	31	0
15. Mike Battle	1969-70 (2)	53	352	6.6	22	0
16. Lou Piccone	1974-76 (3)	48	322	6.7	60t	1
17. Roscoe Word	1974-76 (3)	38	301	7.9	34	0
18. Earl Christy	1966-68 (3)	34	222	6.5	39	0
19. Rob Carpenter	1992-94 (3)	28	208	7.4	21	0
20. Jeff Snyder	1995 (1)	17	178	10.5	22	0
21. Jim Leonhard	2009- (1)	21	173	8.2	37	0
22. Chad Morton	2001-02 (2)	17	164	9.6	33	0
23. Tim Dwight	2006 (1)	14	146	10.4	18	0
24. Dexter Carter	1995 (1)	21	145	6.9	20	0
25. Ken Schroy	1977-84 (8)	14	140	10	30	0
26. Wayne Chrebet	1995-05 (11)	28	139	5	15	0
27. Craig Yeast	2001-01 (1)	13	122	9.4	35	0
28. Louis Giammona	1976-76 (1)	12	117	9.8	25	0
29. Justin McCareins	2004-07 (4)	19	116	6.1	26	0
30. Mike Harmon	1983-83 (1)	12	109	9.1	21	0
31. Sherman Lewis	1966-67 (2)	14	100	7.1	40	0
32t. Leon Burton	1960 (1)	12	93	7.8	-	0
32t. Michael Harper	1986-89 (4)	4	93	23.3	78t	1
34. Rocky Turner	1972-73 (2)	16	92	5.8	16	0
35. Eddie Bell	1970-75 (6)	10	72	7.2	34	0
36. Cedric Minter	1984-85 (2)	6	69	11.5	20	0
37. Bake Turner	1963-69 (7)	11	61	5.5	16	0
38. Jim Richards	1968-69 (2)	4	57	14.3	37	0
39. Mel West	1961-62 (2)	3	51	17	45	0
40t. Jazz Jackson	1974-76 (3)	13	48	3.7	38	0
40t. Sammy Weir	1966 (1)	8	48	6	24	0
42. Jim Tiller	1962 (1)	9	47	5.2	20	0
43. Marshall Starks	1963-64 (2)	8	43	5.4	27	0
44. David Meggett	1998 (1)	5	40	8	18	0
45. Jerry Robinson	1965 (1)	3	36	12	17	0
46t. Dainard Paulson	1961-66 (6)	8	34	4.3	12	0
46t. Willie West	1964-65 (2)	10	34	3.4	9	0
48. Bill Pashe	1964 (1)	4	28	7	16	0
49. Brad Smith	2006- (4)	2	27	13.5	21	0

For a complete list, log on to newyorkjets.com

Most Combined Net Yards, Career

Player	Yards	Rush	Rec	KR	PR
1. Curtis Martin	12,741	10,302	2,439	-	-
2. Don Maynard	11,831	25	11,732	59	15
3. Bruce Harper	11,429	1,829	2,409	5,407	1,784
4. Freeman McNeil	11,035	8,074	2,961	-	-

Most Combined Net Yards, Season

Player	Yards	Rush	Rec	KR	PR	Year
1. Leon Washington	2,332*	448	355	1,231	303	2008
2. Bruce Harper	2,157	303	196	1,280	378	1978
3. Dick Christy	2,147	535	538	824	250	1962

*Includes minus -5 fumble yardage.

Most Punt Returns For TDs, Rookie, Season And Game

- 1 Bill Baird, at Houston Oilers, Nov. 10, 1963
 Terance Mathis, vs. Dallas Cowboys, Nov. 4, 1990
 Leon Johnson, vs. Minnesota, Nov. 23, 1997

Most Punt Returns For TDs, Game

- 2 Dick Christy, vs. Denver, Sept. 24, 1961
 1 15 times. Last: Santana Moss, at Pittsburgh, Jan. 15, 2005 (PO)

TOP 5 CAREER

Punt Returns	Ret	Touchdowns	TD
Player		Player	
1. Bruce Harper	183	1. Dick Christy	4
2. Jo Jo Townsell	127	2t. Santana Moss	2
3. Leon Johnson	91	2t. Jo Jo Townsell	2
4. Santana Moss	88	4t. Bruce Harper	1
5. Bill Baird	88	4t. Leon Johnson*	1
		4t. Bill Baird*	1
		4t. Kirk Springs	1
		4t. Chris Farasopoulos	1
		4t. Terance Mathis*	1
		4t. Michael Harper	1
		4t. Lou Piccone	1
		*Rookie	

TOP SINGLE SEASON PUNT RETURN PERFORMANCES

Average (Min 20 Ret.)	Ret	Avg	Year
Player			
1. Santana Moss	25	16.5	2002
2. Bruce Harper	30	12.6	1978
3. Bruce Harper	34	12.5	1977
4. Kirk Springs	23	12.5	1983
5. Leon Johnson	51	12.1	1997

Return Yards	Year	Ret	Yds	Avg	Lg	TD
Player						
1. Leon Johnson	1997	51	619	12.1	66t	1
2. Bruce Harper	1977	34	425	12.5	49	0
3. Santana Moss	2002	25	413	16.5	63t	2
4. Jo Jo Townsell	1988	35	409	11.7	59t	1
5. Dick Christy	1961	18	383	21.3	70	2

Returns	Ret	Year
Player		
1. Leon Johnson	51	1997
2t. Dedric Ward	38	1999
2t. Clifford Hicks	38	1994
2t. Roscoe Ward	38	1974
5t. Jo Jo Townsell	38	1988
5t. Kurt Sohn	35	1986
5t. Bruce Harper	35	1981

Touchdowns	TD	Year
Player		
1t. Santana Moss	2	2002
1t. Dick Christy	2	1962
1t. Dick Christy	2	1961

TOP SINGLE GAME PUNT RETURN PERFORMANCES

Most Yards	Ret	Yards	Avg	TD	Opp	Date
Player						
1. Dick Christy	3	137	45.7	2	DEN	9/24/61
2. Kirk Springs	3	128	42.7	0	at NO	11/21/83
3. Santana Moss	5	116	23.2	0	at SD	11/3/02
4. Lou Piccone	6	112	18.7	1	TB	11/14/76
5. Jo Jo Townsell	7	110	15.7	0	KC	10/2/88

Most Returns	Ret	Yards	Avg	Opp	Date
Player					
1. Jo Jo Townsell	7	110	15.7	KC	10/2/88
2t. Bill Baird	6	40	6.7	HOU	10/15/67
2t. Roscoe Ward	6	36	6.0	at MIA	10/7/74
2t. Lou Piccone	6	112	18.7	TB	11/14/76
2t. Bruce Harper	6	61	10.2	NYG	11/1/81
2t. Bruce Harper	6	74	12.3	at DET	12/6/82
2t. Leon Johnson	6	37	6.2	at MIA	11/9/97
2t. Leon Johnson	6	47	7.8	at BLT	12/24/00

Longest Punt Returns	Yds	Opp	Date
Player			
1. Terance Mathis	98t	DAL	11/4/90
2. Bill Baird	93t	at HOU	11/10/63
3. Jo Jo Townsell	91t	SEA	11/9/87
4. Bruce Harper	82t	BUF	10/8/78
5. Michael Harper	78t	DAL	10/4/87



KICKOFF RETURNS

ALL-TIME KICKOFF RETURN YARDAGE

Player	Seasons	KR	Yds	Avg	Lg	TD
1. Bruce Harper	1977-84 (8)	243	5407	22.3	60	0
2. Leon Washington	2006-09(4)	117	2986	25.5	98t	4
3. Bobby Humphery	1984-89 (6)	130	2974	22.9	97t	2
4. Justin Miller	2005-08 (4)	109	2951	27.1	103t	3
5. Aaron Glenn	1994-01 (8)	111	2578	23.2	96t	1
6. Lou Piccone	1974-76 (3)	96	2297	23.9	58	0
7. Jo Jo Townsell	1985-90 (6)	98	2048	20.9	93t	1
8. Terance Mathis	1990-93 (4)	107	1980	18.5	50	0
9. Dick Christy	1961-63 (3)	77	1769	23.0	71	0
10. Chad Morton	2001-02 (2)	70	1756	25.1	98t	2
11. Mike Battle	1969-70 (2)	71	1641	23.1	45	0
12. Earl Christy	1966-68 (3)	58	1323	22.8	87	0
13. Dwight Stone	1999-00 (2)	53	1244	23.5	50	0
14. Bake Turner	1963-69 (7)	55	1184	21.5	49	0
15. Chris Farasopoulos	1971-73 (3)	51	1172	23.0	51	0
16. Kurt Sohn	1981-88 (7)	63	1164	18.5	36	0
17. Kirk Springs	1981-85 (5)	49	1112	22.7	73	0
18. Kevin Williams	1998-00 (3)	38	947	24.9	97t	1
19. Jonathan Carter	2003-04 (2)	35	891	25.5	90t	1
20. Emerson Boozer	1966-75 (10)	37	872	23.6	96	1
21. Leon Burton	1960 (1)	30	862	28.7	101t	2
22. Leon Johnson	1997-00 (4)	36	833	23.1	101t	1
23. Johnny Hector	1983-92 (10)	34	735	21.6	53	0
24. Bill Shockley	1960-62 (3)	30	707	23.6	32	0
25. Dexter Carter	1995 (1)	33	705	21.4	57	0
26. LaMont Jordan	2001-04 (4)	33	667	20.2	40	0
27. Craig Yeast	2001 (1)	29	663	22.9	50	0
28. Ron Carpenter	1995-96 (2)	26	660	25.4	58	0
29. Preston Brown	1983 (1)	29	645	22.2	46	0
30t. Margene Adkins	1973 (1)	31	615	19.8	38	0
30t. Adrian Murrell	1993-97 (5)	38	615	16.2	37	0
32. Michael Bates	2003 (1)	22	596	27.1	48	0
33. Jerricho Cotchery	2004- (6)	23	594	25.8	94t	1
34. Brad Smith	2006- (4)	24	536	22.3	106t	1
35. Louis Giammona	1976 (1)	23	527	22.9	34	0
36. Marshall Starks	1963-64 (2)	26	519	20.0	41	0
37. Reggie Cobb	1996 (1)	23	488	21.2	34	0
38. Steve Davis	1975-76 (2)	20	483	24.2	46	0
39. Henry Bailey	1996 (1)	24	470	19.6	34	0
40. Jim Tiller	1962 (1)	22	462	21.0	40	0
41. Anthony Prior	1993-95 (3)	25	442	17.7	27	0
42. Phil Wise	1971-76 (6)	18	441	24.5	41	0
43. Alex Van Dyke	1996-98 (3)	21	427	20.3	37	0
44. Erik McMillan	1988-92 (5)	22	420	19.1	45	0
45. Laveranues Coles	2000-02,05-08 (7)	21	418	19.9	34	0
46. Hank Bjorklund	1972-74 (3)	20	398	19.9	28	0
47. Jazz Jackson	1974-76 (3)	16	359	22.4	30	0
48. Vern Studdard	1971 (1)	15	329	21.9	37	0
49. Kern Carson	1965 (1)	14	311	22.2	30	0
50. Bill Baird	1963-69 (7)	13	290	22.3	33	0

For a complete list, log on to newyorkjets.com

Most Combined Punt/Kick Returns For Touchdown, Career

1t. Dick Christy	4 (4 PR)	1961-63
1t. Leon Washington	4 (4 KR)	2006-09
3t. Jo Jo Townsell	3 (1KR, 2 PR)	1985-90
3t. Santana Moss	3 (3 PR)	2002-04
3t. Justin Miller	3 (3 KR)	2005-08
6t. Leon Burton	2 (2 KR)	1960
6t. Bobby Humphery	2 (2 KR)	1984-89
6t. Leon Johnson	2 (1 KR, 1 PR)	1997-98, 2000
6t. Chad Morton	2 (2 KR)	2001-02

TOP 5 CAREER

Kickoff Returns Player	Ret	Touchdowns Player	TD
1. Bruce Harper	243	1. Leon Washington	4
2. Bobby Humphery	130	2. Justin Miller	3
3. Leon Washington	117	3t. Bobby Humphery	2
4. Aaron Glenn	111	3t. Chad Morton	2
5. Justin Miller	108	3t. Leon Burton	2

Return Avg. (Min 30 Ret.s.)

Player	Avg
1. Leon Burton	28.7
2. Justin Miller	27.1
3. Leon Washington	25.5
4. Jonathan Carter	25.5
5. Chad Morton	25.1

TOP SINGLE SEASON KICKOFF RETURN PERFORMANCES

Average (Min 25 Ret.s.)

Player	Ret	Avg	Year
1. Leon Burton	30	28.7	1960
2. Justin Miller	46	28.3	2006
3t. Leon Washington	47	27.5	2007
3t. Aaron Glenn	28	26.5	1997
5. Justin Miller	60	26.3	2005

Return Yards

Player	Year	Ret	Yds	Avg	Lg	TD
1. Justin Miller	2005	60	1,577	26.3	95t	1
2. Chad Morton	2002	58	1,509	26.0	98t	2
3. Justin Miller	2006	46	1,304	28.3	103t	2
4. Leon Washington	2007	47	1,291	27.5	98t	3
5. Bruce Harper	1978	55	1,280	23.3	40	0

Most Returns

Player	Ret	Year
1. Justin Miller	60	2005
2. Chad Morton	58	2002
3t. Bruce Harper	55	1978
3t. Bruce Harper	55	1979
5. Bruce Harper	49	1980

Touchdowns

Player	TD	Year
1. Leon Washington	3	2007
2t. Justin Miller	2	2006
2t. Chad Morton	2	2002
2t. Leon Burton	2	1960

TOP SINGLE GAME KICKOFF RETURN PERFORMANCES

Most Yards

Player	Ret	Yards	Avg	TD	Opp	Date
1. Chad Morton	6	278	46.3	2	at BUF	9/8/02
2. Jonathan Carter	6	242	40.3	1	at IND	11/16/03
3. Bobby Humphery	8	234	29.3	1	at CIN	12/21/86

Most Returns

Player	Ret	Yards	Avg	Opp	Date
1t. Justin Miller	8	172	21.5	at JAX	10/8/06
1t. Bobby Humphery	8	234	29.25	at CIN	12/21/86
1t. Bruce Harper	8	204	25.5	at NE	9/9/79
1t. Bruce Harper	8	180	22.5	at NE	10/29/78

Longest Kickoff Returns

Player	Yds	Opp	Date
1. Brad Smith	106t	IND	12/27/09
2. Justin Miller	103t	IND	10/1/06
3t. Leon Johnson	101t	TB	12/14/97
3t. Leon Burton	101t	OAK	10/28/60
5. Justin Miller	99t	at CLV	10/29/06

YEAR-BY-YEAR LEADERS

RUSHING

Year	Player	Att	Yds	Avg	TD
1960	Al Dorow	90	453	5.0	7
1961	Bill Mathis	202	846	4.2	7
1962	Dick Christy	114	535	4.6	3
1963	Mark Smolinski	150	561	3.7	4
1964	Matt Snell	215	948	4.4	5
1965	Matt Snell	169	763	4.5	4
1966	Matt Snell	178	644	3.6	4
1967	Emerson Boozer	119	442	3.7	10
1968	Matt Snell	179	747	4.2	6
1969	Matt Snell	191	695	3.6	4
1970	Emerson Boozer	139	581	4.2	5
1971	John Riggins	180	769	4.3	1
1972	John Riggins	207	944	4.6	7
1973	Emerson Boozer	182	831	4.6	3
1974	John Riggins	169	680	4.0	5
1975	John Riggins	238	1,005	4.2	8
1976	Clark Gaines	157	724	4.6	3
1977	Clark Gaines	158	595	3.8	3
1978	Kevin Long	214	954	4.5	10
1979	Clark Gaines	186	905	4.9	0
1980	Scott Dierking	156	567	3.6	6
1981	Freeman McNeil	137	623	4.5	2
1982	Freeman McNeil	151	786+	5.2+	6
1983	Freeman McNeil	160	654	4.1	1
1984	Freeman McNeil	229	1,070	4.7	5
1985	Freeman McNeil	294	1,331	4.5	3
1986	Freeman McNeil	214	856	4.0	5
1987	Freeman McNeil	121	530	4.4	0
1988	Freeman McNeil	219	944	4.3	6
1989	Johnny Hector	177	702	4.0	3
1990	Blair Thomas	123	620	5.0	1
1991	Blair Thomas	189	728	3.9	3
1992	Brad Baxter	152	698	4.6	6
1993	Johnny Johnson	198	821	4.1	3
1994	Johnny Johnson	240	931	3.9	3
1995	Adrian Murrell	192	795	4.1	1
1996	Adrian Murrell	301	1,249	4.1	6
1997	Adrian Murrell	300	1,086	3.6	7
1998	Curtis Martin	369	1,287	3.5	8
1999	Curtis Martin	367	1,464	4.0	5
2000	Curtis Martin	316	1,204	3.8	9
2001	Curtis Martin	333	1,513	4.5	10
2002	Curtis Martin	261	1,094	4.2	7
2003	Curtis Martin	323	1,308	4.0	2
2004	Curtis Martin	371	1,697	4.6	12
2005	Curtis Martin	220	735	3.3	5
2006	Leon Washington	151	650	4.3	4
2007	Thomas Jones	310	1,119	3.6	1
2008	Thomas Jones	290	1,312	4.5	13
2009	Thomas Jones	331	1,402	4.2	14

PASSING

Year	Player	Att	Cmp	Pct	Yds	TD	Int	Rtg
1960	Al Dorow	396	201	.508	2,748	26	26	67.8
1961	Al Dorow	438*	197	.449	2,651	19	30	50.7
1962	John Green	258	128	.496	1,741	10	18	55.4
1963	Dick Wood	351	160	.456	2,202	18	18	60.6
1964	Dick Wood	357	168	.470	2,301	17	25	54.8
1965	Joe Namath	340	164	.482	2,220	18	15	68.8
1966	Joe Namath	471*	232	.493	3,379	19	27	62.6
1967	Joe Namath	491	258	.525	4,007	26	28	73.8
1968	Joe Namath	380	187	.492	3,147	15	17	72.1
1969	Joe Namath	361	185	.512	2,734	19	17	74.3
1970	Al Woodall	188	96	.510	1,265	9	9	68.7
1971	Bob Davis	121	49	.405	624	10	8	57.3
1972	Joe Namath	324	162	.500	2,816	19	21	72.5
1973	Al Woodall	201	101	.502	1,226	8	9	67.8
1974	Joe Namath	361	191	.529	2,616	20	22	69.4
1975	Joe Namath	326	157	.482	2,286	15	28	51.0
1976	Joe Namath	230	114	.496	1,090	4	16	39.9
1977	Richard Todd	265	133	.502	1,863	11	17	60.3
1978	Matt Robinson	266	124	.466	2,002	13	16	63.5
1979	Richard Todd	334	171	.512	2,660	16	22	66.5
1980	Richard Todd	479	264	.551	3,329	17	30	62.7
1981	Richard Todd	497	279	.561	3,231	25	13	81.8
1982	Richard Todd	261	165	.586	1,961	14	8	87.3
1983	Richard Todd	518	308	.595	3,478	18	26	70.3
1984	Pat Ryan	285	156	.547	1,939	14	14	72.0
1985	Ken O'Brien	488	297	.609	3,888	25	8	96.2
1986	Ken O'Brien	482	300	.622	3,690	25	20	85.8
1987	Ken O'Brien	393	234	.595	2,696	13	8	82.8
1988	Ken O'Brien	424	236	.557	2,567	15	7	78.6
1989	Ken O'Brien	477	288	.604	3,346	12	18	74.3
1990	Ken O'Brien	411	226	.550	2,855	10	13	71.8
1991	Ken O'Brien	489	287	.587	3,300	10	11	76.6
1992	Browning Nagle	387	192	.496	2,280	17	7	55.7
1993	Boomer Esiason	473	288	.609	3,421	11	16	84.5
1994	Boomer Esiason	440	255	.580	2,782	13	17	77.3
1995	Boomer Esiason	389	221	.568	2,275	15	16	71.4
1996	Frank Reich	331	175	.529	2,205	16	15	68.9
1997	Neil O'Donnell	460	259	.563	2,796	17	7	80.3
1998	Vinny Testaverde	421	259	.615	3,256	29	7	101.6
1999	Ray Lucas	272	161	.592	1,678	6	14	63.0
2000	Vinny Testaverde	590	328	.556	3,732	21	25	69.0
2001	Vinny Testaverde	441	260	.584	2,752	15	14	75.3
2002	Chad Pennington	399	275	.689	3,120	22	6	104.2
2003	Chad Pennington	297	189	.636	2,139	13	12	82.9
2004	Chad Pennington	370	242	.654	2,673	16	9	91.0
2005	Brooks Bollinger	266	150	.564	1,558	7	6	72.9
2006	Chad Pennington	485	313	.645	3,352	17	16	82.6
2007	Chad Pennington	260	179	.688	1,765	10	9	86.1
2008	Brett Favre	522	343	.657	3,472	22	22	81.0
2009	Mark Sanchez	364	196	.538	2,444	12	30	63.0



Thomas Jones



Mark Sanchez

RECEPTIONS

Year	Player	Rec	Yds	Avg	TD
1960	Don Maynard	72	1,265	17.6	6
1961	Art Powell	71	881	12.4	5
1962	Art Powell	64	1,130*	17.6	8
1963	Bake Turner	71	1,007	14.2	6
1964	Bake Turner	58	974	16.8	9
1965	Don Maynard	68	1,218	17.9	14
1966	George Sauer	63	1,079	17.1	5
1967	George Sauer	75*	1,189	15.9	6
1968	George Sauer	66	1,141	17.3	3
1969	Don Maynard	47	938	20.0	6
1970	Don Maynard	31	525	16.9	0
1971	John Riggins	36	231	6.4	2
1972	Rich Caster	39	833**	21.4	10
1973	Jerome Barkum	44	810	18.4	6
1974	Jerome Barkum	41	524	12.8	3
1975	Rich Caster	47	820	17.4	4
1976	Clark Gaines	41	400	9.8	2
1977	Clark Gaines	55	469	8.5	1
1978	Wesley Walker	48	1,169+	24.4+	8
1979	Derrick Gaffney	32	534	16.7	1
1980	Bruce Harper	50	634	12.7	3
1981	Bruce Harper	52	459	8.8	1
1982	Wesley Walker	39	620	15.9	6
1983	Wesley Walker	61	868	14.2	7
1984	Mickey Shuler	68	782	11.5	6
1985	Mickey Shuler	76	879	11.6	7
1986	Al Toon	85	1,176	13.8	8
1987	Al Toon	68	976	14.4	5
1988	Al Toon	93+	1,067	11.5	5
1989	Al Toon	63	693	11.0	2
1990	Al Toon	57	757	13.3	6
1991	Al Toon	74	963	13.0	0
1992	Chris Burkett	57	724	12.7	1
1993	Johnny Johnson	67	641	9.6	1
1994	Rob Moore	78	1,010	12.9	6
1995	Adrian Murrell	71	465	6.5	2
1996	Wayne Chrebet	84	909	10.8	3
1997	Keyshawn Johnson	70	963	13.8	5
1998	Keyshawn Johnson	83	1,131	13.6	10
1999	Keyshawn Johnson	89	1,170	13.1	8
2000	Richie Anderson	88	853	9.7	2
2001	Laveranues Coles	59	868	14.7	7
2002	Laveranues Coles	89	1,264	14.2	5
2003	Santana Moss	74	1,105	14.9	10
2004	Justin McCareins	56	770	13.8	4
2005	Laveranues Coles	73	845	11.6	5
2006	Laveranues Coles	91	1,098	12.1	6
2007	Jerricho Cotchery	82	1,130	13.8	2
2008	Jerricho Cotchery	71	858	12.1	5
2009	Jerricho Cotchery	57	821	14.4	3



Jerricho Cotchery

RECEIVING YARDS

Year	Player	Yds	Rec	Avg	TD
1960	Don Maynard	1,265	72	17.6	6
1961	Art Powell	881	71	12.4	5
1962	Art Powell	1,130*	64	17.6	8
1963	Bake Turner	1,007	71	14.2	6
1964	Bake Turner	974	58	16.8	9
1965	Don Maynard	1,218	68	17.9	14
1966	George Sauer	1,079	63	17.1	5
1967	Don Maynard	1,434*	71	20.2*	10
1968	Don Maynard	1,297	57	22.8*	10
1969	Don Maynard	938	47	20.0	6
1970	Don Maynard	525	31	16.9	0
1971	Rich Caster	454	26	17.5	6
1972	Rich Caster	833**	39	21.4	10
1973	Jerome Barkum	810	44	18.4	6
1974	David Knight	579	40	14.5	4
1975	Rich Caster	820	47	17.4	4
1976	David Knight	403	20	20.2	2
1977	Wesley Walker	740	35	21.1+	3
1978	Wesley Walker	1,169+	48	24.4+	8
1979	Wesley Walker	569	23	24.7+	5
1980	Bruce Harper	634	50	12.7	3
1981	Wesley Walker	770	47	16.4	9
1982	Wesley Walker	620	39	15.9	6
1983	Wesley Walker	868	61	14.2	7
1984	Mickey Shuler	782	68	11.5	6
1985	Mickey Shuler	879	76	11.6	7
1986	Al Toon	1,176	85	13.8	8
1987	Al Toon	976	68	14.4	5
1988	Al Toon	1,067	93+	11.5	5
1989	JoJo Townsell	787	45	17.5	5
1990	Al Toon	757	57	13.3	6
1991	Rob Moore	987	70	14.1	5
1992	Rob Moore	726	50	12.7	4
1993	Rob Moore	843	64	13.2	1
1994	Rob Moore	1,010	78	12.9	6
1995	Wayne Chrebet	726	66	11.0	4
1996	Wayne Chrebet	909	84	10.8	3
1997	Keyshawn Johnson	963	70	13.8	5
1998	Keyshawn Johnson	1,131	83	13.6	10
1999	Keyshawn Johnson	1,170	89	13.1	8
2000	Wayne Chrebet	937	69	13.6	8
2001	Laveranues Coles	868	59	14.7	7
2002	Laveranues Coles	1,264	89	14.2	5
2003	Santana Moss	1,105	74	14.9	10
2004	Santana Moss	838	45	18.6	5
2005	Laveranues Coles	845	73	11.6	5
2006	Laveranues Coles	1,098	91	12.1	6
2007	Jerricho Cotchery	1,130	82	13.8	2
2008	Jerricho Cotchery	858	71	12.1	5
2009	Jerricho Cotchery	821	57	14.4	3



Don Maynard

SCORING

Year	Player	TD	Pat	FG	Pts
1960	Bill Shockley	2	47	9	86
1961	Bill Mathis	8	0	0	48
	Don Maynard	8	0	0	48
1962	Bill Shockley	0	29	13	68
1963	Dick Guesman	0	30	9	57
1964	Jim Turner	0	33	13	72
1965	Jim Turner	0	31	20	91
1966	Jim Turner	0	34	18	88
1967	Jim Turner	0	36	17	87
1968	Jim Turner	0	43	34	145
1969	Jim Turner	0	33	32	129
1970	Jim Turner	0	28	19	85
1971	Bobby Howfield	0	25	8	49
1972	Bobby Howfield	0	40	27	121
1973	Bobby Howfield	0	27	17	78
1974	Rich Caster	7	0	0	42
	John Riggins	7	0	0	42
1975	Pat Leahy	0	27	13	66
1976	Pat Leahy	0	16	11	49
1977	Pat Leahy	0	18	15	63
1978	Pat Leahy	0	41	22	107
1979	Kevin Long	7	0	0	42
1980	Pat Leahy	0	36	14	78
1981	Pat Leahy	0	38	25	113
1982	Pat Leahy	0	26	11	59
1983	Pat Leahy	0	36	16	84
1984	Pat Leahy	0	38	17	89
1985	Pat Leahy	0	43	26	121



Pat Leahy

1986	Pat Leahy	0	44	16	92
1987	Pat Leahy	0	31	18	85
1988	Pat Leahy	0	43	23	112
1989	Pat Leahy	0	29	14	71
1990	Pat Leahy	0	32	23	101
1991	Pat Leahy	0	30	26	108
1992	Cary Blanchard	0	17	16	65
1993	Cary Blanchard	0	31	17	82
1994	Nick Lowery	0	26	20	86
1995	Nick Lowery	0	24	17	75
1996	Nick Lowery	0	26	17	77
1997	John Hall	0	36	28	120
1998	John Hall	0	45	25	120
1999	John Hall	0	27	27	108
2000	John Hall	0	30	21	93
2001	John Hall	0	32	24	104
2002	John Hall	0	35	24	107
2003	Doug Brien	0	24	27	105
2004	Doug Brien	0	33	24	105
2005	Mike Nugent	0	24	22	90
2006	Mike Nugent	0	34	24	106
2007	Mike Nugent	0	23	29	110
2008	Jay Feely	0	39	24	111
2009	Jay Feely	0	32	30	122

PUNT RETURNS


Year	Player	Ret	Yds	Avg	TD
1960	Leon Burton	12	93	7.8	0
1961	Dick Christy	8	383	21.3	2
1962	Dick Christy	15	250	16.7	2
1963	Bill Baird	4	143	35.8	1
1964	Bill Baird	18	160	9.4	0
1965	Bill Baird	14	88	6.3	0
1966	Sherman Lewis	7	76	10.9	0
1967	Bill Baird	25	219	8.8	0
1968	Earl Christy	13	116	8.9	0
1969	Mike Battle	34	235	6.9	0
1970	Mike Battle	19	117	6.2	0
1971	Chris Farasopoulos	19	155	8.2	0
1972	Chris Farasopoulos	17	179	10.5	1
1973	Chris Farasopoulos	14	111	7.9	0
1974	Roscoe Word	38	301	7.9	0
1975	Lou Piccone	18	74	4.1	0
1976	Lou Piccone	21	173	8.2	1
1977	Bruce Harper	34	425	12.5	0
1978	Bruce Harper	30	378	12.6	1
1979	Bruce Harper	33	290	8.8	0
1980	Bruce Harper	28	242	8.6	0
1981	Bruce Harper	35	265	7.6	0
1982	Bruce Harper	23	184	8.0	0
1983	Kirk Springs	23	287	12.5	1
1984	Kirk Springs	28	247	8.8	0
1985	Kurt Sohn	16	149	9.3	0
1986	Kurt Sohn	35	289	8.3	0
1987	JoJo Townsell	32	381	11.9	1
1988	JoJo Townsell	35	409	11.7	1
1989	JoJo Townsell	33	299	9.1	0
1990	Terance Mathis	11	165	15.0	1
1991	Terance Mathis	23	157	6.8	0
1992	Rob Carpenter	28	208	7.4	0
1993	Clifford Hicks	17	157	9.2	0
1994	Clifford Hicks	38	342	9.0	0
1995	Jeff Sydnor	17	178	10.5	0
1996	Wayne Chrebet	28	133	4.8	0
1997	Leon Johnson	51	619	12.1	1
1998	Leon Johnson	29	203	7.0	0
1999	Dedric Ward	38	288	7.6	0
2000	Dedric Ward	27	214	7.9	0
2001	Craig Yeast	13	122	9.4	0
2002	Santana Moss	25	413	16.5	2
2003	Santana Moss	30	332	11.1	0
2004	Santana Moss	27	225	8.3	0
2005	Jerricho Cotchery	23	182	7.9	0
2006	Tim Dwight	14	146	10.4	0
2007	Leon Washington	20	183	9.2	0
2008	Leon Washington	29	303	10.4	0
2009	Jerricho Cotchery	23	236	10.3	0



Jim Leonhard

KICKOFF RETURNS

Year	Player	Ret	Yds	Avg	TD
1960	Leon Burton	31	891	28.7	2
1961	Dick Christy	15	260	24.0	0
1962	Dick Christy	38	824	21.6	0
1963	Dick Christy	24	585	24.4	0
1964	Jim Evans	13	259	19.9	0
1965	Bake Turner	18	402	22.3	0
1966	Emerson Boozer	26	659	25.3	1
1967	Earl Christy	23	521	22.7	0
1968	Earl Christy	25	599	24.0	0
1969	Mike Battle	31	750	24.2	0
1970	Mike Battle	40	891	22.3	0
1971	Chris Farasopoulos	25	545	21.8	0
1972	Chris Farasopoulos	26	827	24.1	0
1973	Margene Adkins	31	615	19.8	0
1974	Lou Piccone	39	961	24.6	0
1975	Lou Piccone	26	637	24.5	0
1976	Lou Piccone	31	788	23.6	0
1977	Bruce Harper	42	1,035	24.6	0
1978	Bruce Harper	55	1,280	23.3	0
1979	Bruce Harper	55	1,158	21.1	0
1980	Bruce Harper	49	1,070	21.8	0
1981	Bruce Harper	23	480	20.9	0
1982	Bruce Harper	18	368	20.4	0



Dwight Lowery

1983	Kirk Springs	16	364	22.8	0
1984	Bobby Humphery	22	675	30.7	1
1985	Bobby Humphery	17	363	21.4	0
1986	Bobby Humphery	28	655	23.4	1
1987	Bobby Humphery	18	357	19.8	0
1988	Bobby Humphery	21	510	24.3	0
1989	JoJo Townsell	34	653	19.2	0
1990	Terance Mathis	43	787	18.3	0
1991	Terance Mathis	29	599	20.7	0
1992	Erik McMillan	22	420	19.1	0
1993	Adrian Murrell	23	342	14.9	0
1994	Aaron Glenn	27	582	21.6	0
1995	Ron Carpenter	20	553	27.7+	0
1996	Henry Bailey	24	470	19.6	0
1997	Aaron Glenn	28	741	26.5**	1
1998	Aaron Glenn	24	585	24.4	0
1999	Dwight Stone	28	689	24.6	0
2000	Dwight Stone	25	555	22.2	0
2001	Craig Yeast	29	663	22.9	0
2002	Chad Morton	58	1,509	26.0	2
2003	Michael Bates	22	596	27.1	0
2004	Jonathan Carter	17	374	22.0	0
2005	Justin Miller	60	1,577	26.3	1
2006	Justin Miller	46	1,304	28.3	2
2007	Leon Washington	47	1,291	27.5	3
2008	Leon Washington	48	1,231	25.6	1
2009	Leon Washington	16	385	24.1	0

INTERCEPTIONS

Year	Player	Int	Yds	Avg	TD
1960	Fred Julian	6	27	4.5	0
1961	John Bookman	6	33	5.5	0
1962	Leon Riley	11*	122	11.1	0
1963	Dainard Paulson	6	114	19.0	0
1964	Dainard Paulson	12*	157	13.1	1
1965	Dainard Paulson	7	72	10.3	0
1966	Johnny Sample	6	31	5.2	0
1967	Larry Grantham	5	77	15.4	0
1968	Johnny Sample	7	88	12.6	1
1969	John Dockery	5	98	19.6	0
	Bill Baird	5	10	2.0	0
1970	W.K. Hicks	8	99	12.4	0
1971	W.K. Hicks	4	46	11.5	0
1972	Steve Tannen	7	125	17.9	0
1973	Delles Howell	4	70	17.5	0
	Ralph Baker	4	51	12.8	1
1974	Burgess Owens	3	68	22.7	1
	John Ebersole	3	48	16.0	0
1975	Burgess Owens	3	3	1.0	0
1976	Four tied with 2				
	Burgess Owens	3	18	6.0	0
1977	Burgess Owens	5	156	31.2	1
1978	Burgess Owens	5	26	5.2	0
	Bobby Jackson	6	41	6.8	0
1979	Burgess Owens	8	91	11.4	1
1980	Ken Schroy	7	227	39.6	2
1981	Darrol Ray	5	84	16.8	1
1982	Bobby Jackson	7	57	8.1	1
1983	Lance Mehl	4	26	6.5	0
1984	Russell Carter	4	15	3.8	1
1985	Kerry Glenn	4	8	2.0	0
	Bobby Jackson	6	29	4.8	0
1986	Jerry Holmes				
1987	Three tied with 3				
1988	Erik McMillan	8**	168	21.0	2
1989	Erik McMillan	6	180	30.0	1
1990	Erik McMillan	5	92	18.4	0
1991	Mike Brim	4	52	13.0	0
1992	Mike Brim	6	139	23.2	1
	Brian Washington	6	59	9.8	1
1993	Brian Washington	6	128	21.3	1
1994	Marcus Turner	5	155	31.0	1
	James Hasty	5	90	18.0	0
1995	Otis Smith	6	101	16.8	1
1996	Aaron Glenn	4	113	28.3	2
1997	Otis Smith	6	158	26.3	3+
1998	Aaron Glenn	6	23	3.8	0
1999	Marcus Coleman	6	165	27.5	1
2000	Victor Green	6	144	24.0	1
2001	Aaron Glenn	5	82	16.4	1
2002	Donnie Abraham	4	49	12.3	0
2003	Aaron Beasley	3	64	20.3	0
2004	Erik Coleman	4	43	10.8	0
2005	Ty Law	10	195	19.5	1
2006	Kerry Rhodes	4	46	11.5	0
2007	Kerry Rhodes	5	76	15.2	0
2008	Darrelle Revis	5	38	7.6	1
2009	Darrelle Revis	6	121	20.2	1

*Led AFL

+Led NFL

**Led AFC

TEAM RECORDS

WINS/LOSSES/TIES

Most Games Won, Season

12	1998	16	games
11	1985	16	games
11	1968	14	games

Fewest Games Won, Season

1	1996	16	games
3	1975, 76, 77	14	games
	1995	16	games

Longest Winning Streak

9	9/21-11/24/86
---	---------------

Most Games Lost, Season

15	1996	16	games
13	1995	16	games
12	1980, 89, 05, 07	16	games

Fewest Games Lost, Season

3	1968	14	games
3	1982	9	games
4	1969	14	games
4	1998	16	games

Longest Losing Streak

12	12/3/95-10/20/96
----	------------------

Most Tie Games, Season

2	1966	14	games
---	------	----	-------

First Tie Game

35-35	10/26/63	DEN
-------	----------	-----

Last Tie Game

17-17	10/2/88	KC
-------	---------	----

POINTS

Most Points, Season

419	1968	14	games
416	1998	16	games
405	2008	16	games

Fewest Points, Season

169	1976	14	games
191	1977	14	games
212	1971	14	games

Most Points Allowed, Season

454	1996	16	games
433	1975	14	games
423	1962	14	games

Fewest Points Allowed, Season

166	1982	9	games
236	2009	16	games
247	1993	16	games
264	1985	16	games

Most Points, Game

62	TB	11/17/85
56	ARI	9/28/08
52	HOU	9/18/66

Most Points, Both Teams, Game

96	MIA (51-45)	9/21/86
93	at LAC (43-50)	11/28/60
91	at DEN (46-45)	12/12/62
	ARZ (56-35)	9/28/08

Fewest Points, Game

0	22 times (last CHI, 11/19/06)
---	-------------------------------

Fewest Points, Both Teams, Game

3	at WAS (3-0)	12/11/93
6	PIT (6-0)	12/14/03
6	at NE (6-0)	11/28/93
6	at IND (0-6)	10/11/87

Most Points Allowed, Game

56	at HOU	10/14/62
56	at NE	9/9/79
55	at NE	10/29/78

Fewest Points Allowed, Game

0	11 times
CIN (37-0)	1/3/10
at OAK (38-0)	10/25/09

(Points, cont'd)

PIT	(6-0)	12/14/03
	at MIA (24-0)	11/18/01
TB	(31-0)	12/14/97
	at WAS (3-0)	12/11/93
	at NE (6-0)	11/28/93
BAL	(37-0)	11/21/82
BAL	(25-0)	11/29/81
TB	(34-0)	11/14/76
KC	(17-0)	12/1/63

Most Points Scored in a Quarter

34	ARZ	9/28/08 (2)
30	MIA	10/23/00 (4)
28	BOS	10/27/68 (4)
	MIA	9/21/86 (2)

Most Points Allowed in a Quarter

28	at SD	11/5/61 (3)
	at DAL	12/4/71 (1)
	HOU	11/23/80 (4)
	PIT	12/13/86 (4)
	IND	9/4/01 (2)
24	at CLE	10/10/78 (4)
	DEN	12/31/65 (2)

Most Points Scored in One Half

41	TB	11/17/85 (1)
40	SL	11/9/08 (1)
38	BOS	10/27/68 (2)

Most Points Allowed in One Half

41	at SD	11/5/61 (1)
	at NE	10/29/78 (1)
38	at DAL	12/4/71 (1)

Largest Margin of Victory

44	SL (47-3)	11/9/08
42	HOU (45-3)	9/18/88
39	HOU (52-13)	9/18/66
	BUF (42-3)	9/15/85

Largest Margin of Defeat

53	at NE (3-56)	9/9/79
48	at KC (0-48)	12/22/63
46	SD (7-53)	11/2/63

TOUCHDOWNS

Most, Season

51	1960	14	games
49	1998	16	games
46	1967	14	games

Fewest, Season

20	1976	14	games
21	1977	14	games
23	1992	16	games

Most Allowed, Season

57	1975	14	games
55	1996	16	games
53	1960	14	games

Fewest Allowed, Season

20	1982	9	games
26	1993	16	games
26	2009	16	games
30	1985, 98, 04	16	games

Most, Game

8	TB	11/17/85
7	HOU	9/18/66
	MIA	9/21/86
	ARI	9/28/08

Most Allowed, Game

8	at HOU	10/14/62
8	at NE	9/9/79
8	at NE	10/29/78

Most, Both Teams, Game

13	MIA (51-45)	9/21/86
----	-------------	---------

Most TD Passes, Both Teams, Game

10	NYJ 4, MIA 6	9/21/86
----	--------------	---------

(Touchdowns, cont'd)

9	NYT 2, HOU 7	11/19/61
	NYJ 4, MIA 5	11/27/88
8	NYT 4, HOU 4	10/23/60
	NYT 5, DEN 3	11/22/62
	NYJ 6, BAL 2	9/24/72
	NYJ 6, ARZ 2	9/28/08

Most Rushing Touchdowns, Season

23	1979	16	games
22	1968	14	games
21	2009	16	games
	1978	16	games

Fewest Rushing Touchdowns, Season

2	1995	16	games
6	1977	14	games
	2007	16	games

Most Rushing TD Allowed, Season

25	1975	14	games
	1963	14	games
20	five times		
	Last time: 1980		

Fewest Rushing TD Allowed, Season

5	1982	9	games
7	1969	14	games
	1970	14	games

Most Rushing Touchdowns, Game

5	NE	9/26/93
---	----	---------

Most Rushing TD Allowed, Game

5	at BUF	12/8/63
	at PIT	9/20/81

Most Passing Touchdowns, Season

33	1998	16	games
32	1960	14	games
27	1967	14	games
	1986	16	games

Fewest Passing Touchdowns, Season

7	1976	14	games
11	2005	16	games
12	1991	16	games
	1992	16	games
	2009	16	games

Most Passing TD Allowed, Season

35	1986	16	games
33	1996	16	games
31	1989	16	games
	1979	16	games

Fewest Passing TD Allowed, Season

8	2009	16	games
10	1982	16	games
14	2003	16	games
	1974	14	games
	2001	16	games

Most Passing Touchdowns, Game

6	HOU	9/18/66
	at BAL	9/24/72
	ARI	9/28/08

Most Passing TD Allowed, Game

7	at HOU	11/19/61
	at HOU	10/14/62
6	at NE	9/9/79
	vs. MIA	9/21/86

Most Total Return Touchdowns, Season

8	1997	16	games
	1983	16	games
	2001	16	games
	2008	16	games

Fewest Total Return Touchdowns, Season

0	1965	14	games
	1971	14	games
1	1975	14	games

(Touchdowns, cont'd)

	1977	14	games
	1993	16	games
	2003	16	games

Most Total Return TD Allowed, Season

10	1968	14	games
7	1967	14	games
	2000	16	games
	2008	16	games
	2009	16	games

Fewest Total Return TD Allowed, Season

0	1988	16	games
1	10 times		
	Last Time: 2006		

Most Defensive* Touchdowns, Season

6	2001	16	games
5	1983	16	games
	1989	16	games
	1997	16	games
	2008	16	games

Fewest Defensive* Touchdowns, Season

0	1965		
	1971	14	games
	1986	16	games
	2003	16	games

Most Defensive* TD Allowed, Season

7	1968	14	games
	1960	16	games
6	1967	14	games
	1995	16	games

Fewest Defensive* TD Allowed, Season

0	1988	16	games
	1990	16	games
	2004	16	games

*Includes blocked punt returns for touchdowns

POINTS AFTER TOUCHDOWNS

Most, Season

47	1960	14	games
45	1998	16	games
44	1986	16	games

Fewest, Season

16	1976	14	games
18	1971	14	games
23	1992, 2007	16	games

Most Allowed, Season

53	1975	14	games
51	1996	16	games
50	1980	16	games

Fewest Allowed, Season

19	1982	9	games
23	2009	16	games
26	1993, 1998	16	games
27	1997, 2001	16	games

Most, Both Teams, Game

12	NYJ 6, MIA 6	9/21/86
----	--------------	---------

TWO POINT CONVERSIONS

Most, Season

Most, Season	
4	1967
3	2002
2	1966 04 06 00 00



(Two Point Conversions, cont'd)

2	Nine Times	
	Last: at IND	12/27/09
Most, Game		
2	at IND	12/27/09
1	24 Times	
	Last: vs. MIA	12/28/08

FIELD GOALS**Most, Season**

34	1968	14 games
32	1969	14 games
30	1991	16 games

Most Attempts, Season

47	1969	14 games
46	1968	14 games
43	1991	16 games

Fewest, Season

8	1961, 71	14 games
9	1960, 63	14 games
11	1976	14 games
11	1982	9 games

Fewest Attempts, Season

16	1976	14 games
17	1982	9 games
18	1974	14 games
19	1971	14 games
19	1986	16 games

Most Against, Season

30	1995, 05	16 games
29	2000, 07	16 games
26	1984, 91, 99	16 games

Most Attempts Against, Season

41	1995	16 games
38	1991	16 games
37	1984	16 games

Fewest Against, Season

9	1968	14 games
9	1982	9 games
10	1960, 77	14 games
11	1963	14 games

Fewest Attempts Against, Season

15	1982	9 games
16	1975	14 games
17	1967	14 games

Most, Both Teams, Game

7	NYJ 6, NO 1	12/3/72
	NYJ 3, CLE 4	9/2/79
	NYJ 4, GB 3	11/3/91
	NYJ 4, BLT 3	11/2/97
	NYJ 4, SEA 3	1/2/00
	NYJ 5, IND 2	12/23/01
	NYJ 3, BUF 4	1/1/06
	NYJ 2, WAS 5	11/4/07
	NYJ 4, PIT 3	11/18/07

Most Attempts, Both Teams, Game

9	NYJ 8, BUF 1	11/3/68
	NYJ 4, BUF 5	11/9/69
	NYJ 7, NO 2	12/3/72
	NYJ 5, CLE 4	9/2/79
	NYJ 5, GB 4	11/3/91
	NYJ 6, IND 3	12/23/01
	NYJ 4, PHI 5	10/14/07

SAFETIES**Most, Season**

1	20 times
---	----------

Most Allowed, Season

2	1997	16 games
---	------	----------

FIRST DOWNS**Most, Season**

344	1976	14 games
338	1998	16 games
331	1988, 1991	16 games

(First Downs, cont'd)

Fewest, Season

193	1982	9 games
195	1977	14 games
202	1971	14 games

Most Allowed, Season

349	1986	16 games
348	1980	16 games
341	1984	16 games

Fewest Allowed, Season

161	1982	9 games
178	1968	14 games
203	1967	14 games

Most, Game

35	TB	11/17/85 (15-18-2)
32	at MIA (OT)	10/4/81 (13-16-3)
31	at CLE	9/21/70 (12-15-4)
	MIA (OT)	9/21/86 (10-19-2)
	KC (OT)	10/2/88 (16-15-0)
	MIA	10/23/00 (3-21-7)

Fewest, Game

6	CIN	12/12/76 (5-1-0)
7	at BAL	9/19/71 (2-4-1)
	at BUF	9/29/74 (5-2-0)
	BAL	9/7/80 (1-6-0)
	IND	11/11/84 (2-5-0)
	at CAR	10/15/95 (2-5-0)

Most Allowed, Game

39	MIA	11/27/88 (13-23-3)
----	-----	--------------------

Fewest Allowed, Game

5	BOS	11/22/70 (0-5-0)
	at NE	9/19/82 (2-3-0)
	at BLT	12/24/00 (1-4-0)
	CIN	1/3/10 (3-1-1)

Most Rushing, Season

153	1979	16 games
-----	------	----------

Fewest Rushing, Season

52	1963	14 games
----	------	----------

Most Rushing Allowed, Season

157	1978	16 games
-----	------	----------

Fewest Rushing Allowed, Season

54	1982	9 games
----	------	---------

Most Rushing, Game

20	at NE	9/19/82 (20-9-1)
----	-------	------------------

Most Rushing Allowed, Game

20	at PIT	9/20/81 (20-12-1)
----	--------	-------------------

Most Passing, Season

207	1998	16 games
-----	------	----------

Fewest Passing, Season

67	1971	14 games
----	------	----------

Most Passing, Allowed, Season

216	1986	16 games
-----	------	----------

Fewest Passing, Allowed, Season

89	1982	9 games
----	------	---------

Most Passing, Game

25	SF	9/21/80 (4-25-1)
----	----	------------------

Most Passing, Against, Game

26	ARZ	9/28/08 (5-26-2)
----	-----	------------------

Most Penalty, Season

34	1996	16 games
----	------	----------

Fewest Penalty, Season

11	1982, 94	16 games
----	----------	----------

Most Penalty, Allowed, Season

41	1986	16 games
----	------	----------

Fewest Penalty, Allowed, Season

12	1967	14 games
	1993	16 games

TOTAL YARDS**Most Yards Gained, Season**

5,896	1985	16 games
5,715	1998	16 games
5,493	1983	16 games

(Total Yards, cont'd)

Fewest Yards Gained, Season

3,218	1982	9 games
3,267	1971	14 games
3,499	1963	14 games

Most Yards Allowed, Season

6,050	1986	16 games
5,994	1989	16 games
5,821	1979	16 games

Fewest Yards Allowed, Season

2,629	1982	9 games
3,363	1968	14 games
3,655	1970	14 games

Most Yards Gained, Game

597	MIA	11/27/88, (426 pass, 171 rush)
581	TB	11/17/85, (379 pass, 202 rush)
	MIA	9/21/86, (449 pass, 132 rush)

Fewest Yards Gained, Game

72	CIN	12/12/76, (8 pass, 64 rush)
111	TB	12/14/97, (21 pass, 90 rush)
113	SD	12/6/64, (80 pass, 33 rush)

Most Yards Allowed, Game

621	CIN	12/21/86, (416 pass, 205 rush)
597	NE	9/9/79, (365 pass, 232 rush)
584	MIA	10/23/88, (521 pass, 63 rush)

Fewest Yards Allowed, Game

57	NE	9/19/82, (-4 pass, 61 rush)
80	BOS	11/22/70, (57 pass, 23 rush)
84	GB	12/20/81, (39 pass, 45 rush)

Most Consecutive Games, 300-Or-More Net Yards

14	1968-69	(16 with playoffs)
10	1981-82	(11 with playoffs)
9	1985	
	1998	

Most Consecutive Games, 400-Or-More Net Yards

3	1985
	1996

RUSHING**Most Yards, Season**

2,756	2009	16 games
2,646	1979	16 games
2,388	2004	16 games

Fewest Yards, Season

969	1963	14 games
1,213	1962	14 games
1,279	1995	16 games

Most Yards Allowed, Season

2,737	1975	14 games
2,701	1978	16 games
2,592	1976	14 games

Fewest Yards Allowed, Season

983	1982	9 games
1,195	1968	14 games
1,283	1970	14 games

Most Rushing Yards, Game

333	at NE	10/15/72 (54 attempts)
318	BUF	10/18/09 (40 attempts)
316	at OAK	10/25/09 (54 attempts)

Fewest Rushing Yards, Game

5	BUF	10/30/66 (9 attempts)
10	at OAK	12/10/00 (20 attempts)
15	at NYG	12/5/99 (12 attempts)

Most Rushing Yards Allowed, Game

343	at PIT	9/20/81 (56 attempts)
330	at NE	10/18/76 (47 attempts)
328	at NE	9/18/83 (47 attempts)

Fewest Rushing Yards Allowed, Game

17	OAK	10/10/64 (17 attempts)
	at NE	10/12/86 (10 attempts)
18	KC	11/27/66 (36 attempts)

(Rushing, cont'd)

Most Rushing Yards, Game

489	NYJ 229, at DET	260	11/23/72
470	NYJ 232, WAS	238	12/5/76
469	NYJ 333, NE	136	10/15/72

Fewest Rushing Yards, Game, Both Teams

52	NYJ 27, HOU	25	11/26/06
70	NYJ 43, HOU	27	10/13/91
104	NYJ 46, BOS	58	9/27/64

Most Attempts, Season

634	1979	16 games
607	2009	16 games
571	1981	16 games

Fewest Attempts, Season

304	1982	9 games
306	1963	14 games
317	1962	14 games

Most Attempts Against, Season

600	1978	16 games
582	1976	14 games
575	1977	14 games

Fewest Attempts Against, Season

269	1982	9 games
343	1969	14 games
368	1968	14 games

Most Rushing Attempts, Game

58	at NE	10/14/73 (232 yards)
57	CIN	1/3/10 (257 yards)
54	at NE	10/15/72 (333 yards)

Fewest Rushing Attempts, Game

8	at DEN	11/11/05 (19 yards)
9	BUF	10/30/66 (5 yards)
11	DEN	12/3/76 (40 yards)
	SF	9/21/80 (47 yards)
	IND	12/7/97 (33 yards)
	MIA	9/14/03 (21 yards)

Most Rushing Attempts Against, Game

64	at BUF	9/21/75 (309 yards)
62	BUF	9/16/73 (304 yards)
61	at BUF	9/29/74 (233 yards)

Fewest Rushing Attempts Against, Game

10	at NE	10/12/86 (17 yards)
11	MIA	11/27/94 (38 yards)
12	SD	11/24/68 (45 yards)
	DEN	10/20/86 (47 yards)
	SEA	1/2/00 (33 yards)

Most Rushing Attempts, Both Teams, Game

94	NYJ 33, at BUF	61	9/29/74
	NYJ 41, DAL	53	12/21/75
89	NYJ 41, at SD	48	12/15/75
	NYJ 51, CLE	38	9/2/79

(Passing, cont'd)

Fewest Net Yards, Season

1,379 1971 14 games
1,606 1976 14 games
1,901 1982 9 games

Most Net Yards Allowed, Season

4,389 1986 16 games
4,115 1979 16 games
3,858 1989 16 games

Fewest Net Yards Against, Season

1,646 1982 9 games
1,950 1973 14 games
2,055 1971 14 games

Most Net Passing Yards, Game

490 at BAL 9/24/72 (15-28)
473 at BLT 12/24/00 (36-69)
449 MIA 9/21/86 (29-43)

Fewest Net Passing Yards, Game

-1 DAL 12/21/75 (2-13)
0 at NE 10/14/73 (1-7)
8 at NE 10/10/71 (4-25)
CIN 12/12/76 (7-28)

Most Net Passing Yards Allowed, Game

521 at MIA 10/23/88 (35-60)
468 ARZ 9/28/08 (40-57)
446 at MIA 9/24/89 (34-56)

Fewest Net Passing Yards Allowed, Game

-4 at NE 9/19/82 (6-17)
0 CIN 1/3/10 (4-19)
at BUF 9/29/74 (0-2)
6 at DEN 11/15/64 (7-21)

Most Net Yards Passing, Both Teams, Game

884 NYJ 449, MIA 435 9/21/86
822 NYJ 490, at BAL 332/9/24/72
779 NYJ 426, MIA 353, 11/27/88

Fewest Net Yards Passing, Both Teams, Game

33 NYJ 33, at BUF 0 9/29/74
58 NYJ 0, at NE 58 10/14/73
63 NYJ 63, CIN 0 1/3/10

Most Attempts, Season

637 2000 16 games
589 1995 16 games
570 1989 16 games

Fewest Attempts, Season

278 1971 14 games
279 1982 9 games
347 1972 14 games

Most Attempts Against, Season

603 1986 16 games
574 1999 16 games
572 2008 16 games

Fewest Attempts Against, Season

296 1973 14 games
297 1982 9 games
316 1975 14 games

Most Pass Attempts, Game

69 at BLT 12/23/00 (36 comp)
63 SEA 12/6/98 (42 comp)
62 DEN 12/3/67 (25 comp)
BAL 10/18/70 (34 comp)

Fewest Pass Attempts, Game

7 at NE 10/14/73 (1 comp)
9 KC 11/7/71 (3 comp)
at NE 10/15/72 (5 comp)

Most Pass Attempts Allowed, Game

60 at MIA 10/23/88 (35 comp)
at CHI 11/23/97 (32 comp)
58 at MIN 12/26/82 (33 comp)

(Passing, cont'd)

Fewest Pass Attempts Allowed, Game

2 at BUF 9/29/74 (0 comp)
5 BUF 12/16/73 (3 comp)
7 CIN 12/8/68 (3 comp)

Most Pass Attempts, Both Teams, Game

104 NYJ 49, MIA 55 10/18/87
NYJ 58, at SF 46 9/6/98
97 NYJ 37, at MIA 60 10/23/88

Fewest Pass Attempts, Both Teams, Game

20 NYJ 18, at BUF 2 9/29/74
25 NYJ 7, at NE 18 10/14/73
28 NYJ 13, DAL 15 12/21/75

Most Pass Completions, Season

352 2000 16 games
347 2008 16 games
339 1996 16 games

Fewest Pass Completions, Season

119 1971 14 games
165 1982 9 games
170 1977 14 games

Most Pass Completions Allowed, Season

368 2008 16 games
359 2002 16 games
348 1986 16 games

Fewest Pass Completions Allowed, Season

150 1973 14 games
159 1982 9 games
163 1971 14 games

Most Pass Completions, Game

42 SF 12/21/80 (60 attempts)
SEA 12/6/98 (63 attempts)
37 LAN 9/25/83 (50 attempts)

Fewest Pass Completions, Game

1 at NE 10/14/73 (7 attempts)
2 at BUF 9/29/74 (18 attempts)
DAL 12/21/75 (13 attempts)

Most Pass Completions Allowed, Game

40 ARZ 9/28/08 (57 attempts)
39 HST 11/26/06 (54 attempts)
36 at BAL 12/15/74 (54 attempts)
35 at MIA 10/23/88 (60 attempts)

Fewest Pass Completions Allowed, Game

0 at BUF 9/29/74 (2 attempts)
3 CIN 12/8/68 (7 attempts)
BUF 12/16/73 (5 attempts)
TB 12/14/97 (22 attempts)

Most Completions, Both Teams, Game

64 NYJ 24, ARI 40 9/28/08
63 NYJ 42, SF 21 9/21/80
NYJ 24, HST 39 11/26/06
61 NYJ 27, at MIA 34 9/24/89

Fewest Completions, Both Teams, Game

2 NYJ 2, BUF 0 9/28/74
8 NYJ 2, DAL 6 12/21/75
9 NYJ 1, NE 8 10/14/73

PUNT RETURNS

Most Yards, Season

674 1997 16 games
497 1987 15 games
480 1961 14 games

Fewest Yards, Season

116 1975 14 games
120 1960 14 games
133 1996 16 games

(Punt Returns, cont'd)

Most Yards Allowed, Season

753 1995 16 games
609 1978 16 games
531 1968 14 games

Fewest Yards Allowed, Season

121 1966 14 games
149 1981 16 games
153 1982 9 games

Most Yards, Game

142 DEN 9/24/61 (5 returns)
128 at NO 11/21/83 (3 returns)
117 TB 11/14/76 (7 returns)

Fewest Yards, Game

-16 at BUF 11/24/96 (1 return)
-10 BAL 10/24/76 (2 returns)
-4 at BOS 9/27/70 (4 returns)
MIA 11/1/04 (4 returns)

Most Yards Allowed, Game

173 at BLT 12/24/00 (4 returns)
139 SD 11/5/61 (4 returns)
126 DEN 12/3/67 (5 returns)

Fewest Yards Allowed, Game

-6 at PIT 12/12/04 (2 ret)
-4 at NE 11/15/81 (3 ret)
-3 IND 12/5/93 (1 ret)
at MIA 9/18/94 (2 ret)

Most Returns, Game

8 at MIA 9/9/66 (80 yards)

Most Returns Allowed, Game

8 BUF 10/25/70 (67 yds)

KICKOFF RETURNS

Most Yards, Season

1,728 2005 16 games
1,713 2002 16 games
1,704 1975 14 games

Fewest Yards, Season

667 1982 9 games
675 1993 16 games
985 1969 14 games

Most Yards Allowed, Season

1,785 1960 14 games
1,685 2009 16 games
1,674 1969 14 games

Fewest Yards Allowed, Season

552 1992 16 games
743 1982 9 games
899 1976 14 games

Most Yards, Game

291 at SD 9/22/08 (9 ret)
290 at BUF 9/8/02 (7 ret)
268 at BUF 9/28/68 (8 ret)

Most Yards Allowed, Game

299 MIA 11/1/09 (6 ret)
274 at BAL 9/24/72 (7 ret)
220 HOU 10/23/60 (4 ret)

Most Returns, Game

10 at LAC 12/18/60 (257 yards)

Most Returns Allowed, Game

9 BOS 9/22/68 (195 yards)
(@ Birmingham, AL)
TB 11/17/85 (164 yards)

TURNOVERS

Most Turnovers, Season

55 1962 14 games
52 1961 14 games
50 1960 14 games

Fewest Turnovers, Season

16 2004 16 games
18 1982 9 games
19 2002 16 games

(Turnovers, cont'd)

Most Opponents' Turnovers, Season

46 1961 14 games
45 1962 14 games
1969 14 games
44 1964 14 games

Fewest Opponent Turnovers, Season

20 2003 16 games
21 2007 16 games
23 2002 16 games

Most Turnovers, Game

10 NE 11/21/76
8 MIA 10/19/75
7 at KC 12/22/63
at BOS 9/27/64
at DEN 11/15/64
CIN 12/12/76
SEA 9/11/83
at PIT 9/13/92

Most Opponents' Turnovers, Game

9 at HOU 12/6/69
8 BOS 10/27/68
at BAL 9/23/73
NE 11/17/73
7 DAL 12/3/61
at BUF 9/22/62
MIN 10/15/79
ARZ 9/28/08

Most Turnovers, Both Teams, Game

13 NYJ (4), at HOU (9) 12/6/69
NYJ (10), NE (3) 1/21/76

Fewest Turnovers, Both Teams, Game

0 17 times
Last: NYJ (0), MIA (0) 10/12/09

Best Turnover Margin, Game

+7 NYJ (1), at BAL (8) 9/23/73
NYJ (0), MIN (7) 10/15/79
+6 NYJ (0), CIN (6) 9/16/84
NYJ (1), ARZ (7) 9/28/08
+5 18 games

Worst Turnover Margin, Game

-7 NYJ (10), NE (3) 11/21/76
-6 NYJ (6), DEN (0) 12/3/67
NYJ (8), MIA (2) 0/19/75
-5 9 games

INTERCEPTIONS

Most Interceptions By, Season

34 1964 14 games
29 1962, 1969 14 games
28 1968 14 games

Fewest By, Season

11 1976, 1977 14 games
1996, 2003 16 games
13 1971 14 games
14 2008 16 games

Most Turnoffs, Season

35 1962 14 games
33 1964, 1975 14 games
32 1961 14 games

Fewest Thrown, Season

8 1985 16 games
9 1982 9 games
10 1997 16 games

Most Return Yards By, Season

477 1964 14 games
456 1968 14 games
443 1999 16 games



(Interceptions, cont'd)

Fewest Return Yards By, Season

56	2006	16 games
98	1975	14 games
110	2007	16 games

Most Return Yards Allowed, Season

711	1967	14 games
670	1961	14 games
545	2000	16 games

Fewest Return Yards Allowed, Season

100	1997	16 games
101	1985	16 games
105	1991	16 games

Most Interceptions By NYJ, Game

8	at BAL	9/23/73 (105 yards)
6	at HOU	12/6/69 (86 yards)
5	at DEN	10/3/99 (55 yards)

Most Thrown By NYJ, Game

7	NE	11/21/76 (145 yards)
6	seven times	

Last Time: BUF, 10/18/09, 13 yards

Most Passes Had Intercepted, Both Teams, Game

9	NYJ (5), OAK (4)	9/28/63
	NYJ (6), HOU (3)	10/15/67
	NYJ (6), BAL (3)	10/18/70
	NYJ (1), at BAL (8)	9/23/73

Most Return Yards By, Game

163	NE	10/11/81 (4 returns)
156	HOU	11/23/80 (4 returns)
	at MIN	11/20/94 (4 returns)

Most Return Yards Against, Game

235	at BUF	9/29/68 (5 returns)
225	HOU	10/15/67 (6 returns)
188	at DAL	12/17/61 (3 returns)

Most Consecutive Games With An Interception, Jets

22	1960-62
19	1965-66
17	1963-65

FUMBLES**Most, Season**

44	1976	14 games
39	1995	16 games
38	1981, 1993	16 games

Fewest, Season

15	1964, 1967	14 games
16	2002	16 games
18	1969	14 games
	1982	9 games
	2003	16 games

(Fumbles, cont'd)

Most by Opponent, Season

48	1986	16 games
42	1985	16 games
38	1991	16 games

Fewest by Opponent, Season

7	1997	16 games
16	1966	14 games
	2002, 2006	16 games
17	2003	16 games

Most Fumbles Lost, Season

25	1976	14 games
21	1961	14 games
	1985	16 games
19	1987	15 games
	2005	16 games

Fewest Fumbles Lost, Season

5	2004	16 games
6	1999, 03, 07	16 games
7	1964	14 games

Most Fumbles Lost by Opponent, Season

21	1976	14 games
	1994	16 games
20	1960, 61, 62	14 games
	1985	16 games
19	1972	14 games
	1978, 1991	16 games

Fewest Fumbles Lost by Opponent, Season

6	1967	14 games
	2007	16 games
7	2005	16 games
8	1966	14 games
	2002	16 games

Most Fumbles, Game

7	at HOU	9/12/65 (4 lost)
	at KC	9/11/05 (2 lost)
	NO	10/26/86 (2 lost)

Most Fumbles Lost, Game

4	at HOU	9/12/65 (7 fumbles)
	at MIA	9/26/76 (4 fumbles)
	SEA	9/11/83 (4 fumbles)

PENALTIES**Most, Season**

135	1987	15 games
131	1986	16 games
121	1995	16 games

Fewest, Season

53	1960, 1964	14 games
55	1963	14 games
58	1965	14 games

(Penalties, cont'd)

Most by Opponent, Season

114	2005	16 games
114	1985	16 games
109	1998	16 games

Fewest by Opponent, Season

44	1982	9 games
63	1994	16 games
65	1968	14 games

Most Yards Penalized, Season

1,078	1995	16 games
1,059	1983	16 games
1,055	1987	15 games

Fewest Yards Penalized, Season

477	1964	14 games
486	2007	16 games
507	2001	16 games

Most Yards Penalized, Opponent, Season

981	2005	16 games
967	1998	16 games
951	1963, 1964	14 games
	1981	16 games

Fewest Yards Penalized, Opponent, Season

345	1982	9 games
489	1994	16 games
620	2003	16 games

Most, Game

17	MIA	10/18/87 (100 yards)
15	HOU	9/27/81 (116 yards)
	at BUF	9/13/87 (103 yards)
	IND	9/8/96 (100 yards)

Most by Opponent, Game

16	at CIN	10/6/85 (123 yards)
	DAL	10/4/87 (131 yards)
15	BUF	11/13/83 (110 yards)
	at JAX	10/13/96 (123 yards)

Most Yards Penalized, Game

161	at CLE	9/21/70 (13 penalties)
150	DAL	10/4/87 (10 penalties)
145	at OAK	11/17/68 (13 penalties)

Fewest Yards Penalized, Game

0 six times (last PHI, 10/14/07)

Most Yards Penalized, Opponent, Game

148	at SD	10/13/63 (7 penalties)
136	OAK	11/30/69 (10 penalties)
131	DAL	10/4/87 (16 penalties)

Fewest Yards Penalized, Opponent, Game

0	at BOS	11/19/67
	at IND	10/30/94

SACKS

(Became official NFL statistic in 1982)

Most, Season

66	1981	16 games
49	1985	16 games
48	1983	16 games

Least, Season

16	1976	14 games
19	1975	14 games
20	1960	14 games
20	1982	9 games

Most Allowed, Season

66	1987	15 games
62	1985	16 games
	1989	16 games

Least Allowed, Season

9	1966	14 games
16	1969	14 games
17	1972	14 games
	1965	14 games
19	2001	16 games

Most, Game

10	BUF	11/23/61
	at HOU	12/6/69
	at NYG	11/1/81
	GB	12/20/81

Most Allowed, Game

11	DAL	10/4/87
10	LAA	9/8/85
9	at HOU	10/4/62
	at NE	9/9/79
	SF	10/29/89
	DEN	9/1/96

MOST RUSHING YARDS BY A JETS QB (SINCE 1970)

Quarterback	Date	Opp	Att.-Yards
1. Brooks Bollinger	12/11/05	OAK	6-56
2. Ricahrd Todd	12/14/80	at NO	4-53
3. Kellen Clemens	11/4/07	WAS	7-48
4. Al Woodall	11/8/70	PIT	5-43

OFFENSE YEAR-BY-YEAR

Year	First Downs	Total Plays	Total Net Yards	Average Per Game	Net Rush Yards	Average Per Game	Total Pass Yards	Average Per Game	Points	Sacked	Int	FL	Giveaways
1960	286*	999	4,794*	(342.4)	1,460	(104.3)	3,334	(238.1)	382	40	28	20	48
1961	247	927	4,065	(290.4)	1,678	(119.9)	2,387	(170.5)	301	41	32	20	52
1962	206	876	3,955	(282.5)	1,213	(86.6)	2,742	(195.9)	278	54	35	20	55
1963	200	820	3,499	(249.9)	969	(69.2)	2,530	(180.7)	249	34	29	15	44
1964	209	861	3,889	(277.8)	1,457	(104.1)	2,432	(173.7)	278	27	33	7	40
1965	213	843	4,065	(290.4)	1,476	(105.4)	2,589	(184.9)	285	17	22	18	40
1966	254	899	4,906	(350.4)	1,442	(103.0)	3,464*	(247.4)	322	9	29	10	39
1967	282+	932	5,152*	(368.0)	1,307	(93.4)	3,845+	(274.6)	371	28	29	8	37
1968	249	921	5,047	(360.5)	1,608	(114.9)	3,439	(245.6)	419	18	19	15	34
1969	252	879	4,583	(327.4)	1,782	(127.3)	2,801	(200.1)	353	16	20	16	36
1970	230	884	3,960	(263.6)	1,653	(118.1)	2,307	(164.8)	255	35	23	11	34
1971	202	786	3,267	(233.4)	1,888	(134.9)	1,379	(98.5)	212	23	16	14	30
1972	250	825	4,787	(341.9)	2,010	(143.6)	2,777	(198.4)	367	17	22	9	31
1973	222	863	3,920	(280.0)	1,864	(133.1)	2,056	(146.9)	240	37	22	17	39
1974	234	832	4,061	(290.1)	1,625	(116.1)	2,436	(174.0)	279	19	24	8	32
1975	266	919	4,230	(302.1)	2,079	(148.5)	2,151	(153.6)	258	34	33	8	41
1976	220	876	3,530	(252.1)	1,924	(137.4)	1,606	(114.7)	169	45	28	25	53
1977	195	832	3,620	(258.6)	1,618	(115.6)	2,002	(143.0)	191	35	26	14	40
1978#	277	993	4,857	(303.6)	2,250	(140.6)	2,607	(162.9)	359	43	28	9	37
1979	299	1,035	5,244	(327.8)	2,646+	(165.4)	2,598	(162.4)	337	32	25	13	38
1980	289	993	4,882	(305.1)	1,873	(117.1)	3,009	(188.1)	302	42	30	11	41
1981	318	1,108	5,396	(337.3)	2,341	(146.3)	3,055	(190.9)	355	30	14	17	31
1982##	193	606	3,218	(357.6)	1,317	(146.3)	1,901	(211.2)	245	23	9	9	18
1983	313	1,076	5,493	(343.3)	2,068	(129.3)	3,425	(214.1)	313	43	28	19	47
1984	310	1,044	5,148	(321.8)	2,189	(136.8)	2,959	(184.9)	332	52	21	13	34
1985	344	1,123	5,896	(368.5)	2,312	(144.5)	3,584	(224.0)	393	62	8	21	29
1986	319	1,072	5,375	(335.9)	1,729	(108.1)	3,646	(227.9)	364	45	21	16	37
1987%	292	1,041	4,630	(308.7)	1,671	(111.4)	2,959	(197.3)	334	66	15	19	34
1988	331	1,094	5,215	(325.9)	2,132	(133.3)	3,083	(192.7)	372	42	11	16	27
1989	292	1,032	5,011	(313.2)	1,596	(99.8)	3,415	(213.4)	253	62	24	17	41
1990	295	967	4,886	(305.4)	2,127	(132.9)	2,759	(172.4)	295	40	11	13	24
1991	331	1,059+	5,316	(332.3)	2,160	(135.0)	3,156	(197.3)	314	33	12	13	25
1992	252	958	4,431	(276.9)	1,752	(109.5)	2,679	(167.4)	220	39	24	15	39
1993	304	1,031	5,212	(325.8)	1,880	(117.5)	3,332	(208.3)	270	21+	12	16	28
1994	265	983	4,703	(293.9)	1,566	(97.9)	3,137	(196.1)	264	28	18	10	28
1995	254	1,001	4,067	(254.2)	1,279	(79.9)	2,788	(174.3)	233	47	24	18	42
1996	319	1,077	5,208	(325.5)	1,583	(98.9)	3,625	(226.6)	279	41	30	16	46
1997	291	1,043	4,727	(295.4)	1,485	(92.8)	3,242	(202.6)	348	48	10	12	22
1998	338	1,057	5,715	(357.2)	1,879	(117.4)	3,836	(239.8)	416	25	13	11	24
1999	268	999	4,752	(297.0)	1,961	(122.6)	2,791	(174.4)	308	37	16	6	22
2000	308	1,075	5,395	(337.2)	1,471	(91.9)	3,924	(245.3)	321	20+	29	11	40
2001	274	928	4,795	(299.7)	2,054	(128.4)	2,741	(171.3)	308	19**	14	7	21**
2002	300	917	5,036	(341.8)	1,618	(101.1)	3,418	(213.6)	359	32	10	9	19
2003	274	936	4,951	(309.4)	1,635	(102.2)	3,316	(207.3)	283	31	14	6	20
2004	313	996	5,438	(339.9)	2,388	(149.3)	3,050	(190.6)	333	31	11	5	16
2005	251	907	3,970	(248.1)	1,328	(83.0)	2,642	(165.1)	240	53	15	19	34
2006	289	1,013	4,891	(305.7)	1,738	(108.6)	3,153	(197.1)	316	34	16	9	25
2007	286	1,011	4,715	(294.7)	1,701	(106.3)	3,014	(188.4)	268	53	19	6	25
2008	308	981	5,307	(331.7)	2,004	(125.3)	3,303	(206.4)	405	30	23	8	31
2009	280	1,020	5,136	(321.0)	2,756	(172.3)	2,380	(148.8)	348	30	21	9	30

+ = Led Pro Football; * = Led AFL; ** = Led AFC; # = Length of season went from 14 to 16 games

= Length of season was 9 games; % = Length of season was 15 games

Underline indicates Jets record

Ball control plays include rushes, passes and sacks

Numbers in parentheses indicate yards per game average



DEFENSE YEAR-BY-YEAR

Year	First Downs	Total Plays	Total Net Yards	Average Per Game	Net Rush Yards	Average Per Game	Total Pass Yards	Average Per Game	Points	Sacked	Int	FL	Takeaways
1960	252	884	4,689	(333.5)	1,750	(125.0)	2,919	(208.5)	399	20	24	16	40
1961	242	905	4,677	(334.1)	1,880	(134.3)	2,797	(199.8)	390	31	25	<u>21</u>	<u>46</u>
1962	253	906	4,655	(332.5)	2,049	(146.4)	2,606	(186.1)	423	36	29	16	45
1963	280	899	5,166	(369.0)	2,129	(152.1)	3,037	(216.9)	399	23	21	15	36
1964	245	908	4,916	(351.1)	1,675	(119.6)	3,241	(231.5)	315	28	<u>34</u>	10	44
1965	303	927	4,213	(300.9)	1,551	(110.8)	2,662	(190.1)	303	23	26	12	38
1966	231	890	4,278	(305.6)	1,524	(108.9)	2,754	(196.7)	312	35	21	8	29
1967	203	849	3,775	(369.6)	1,633	(116.6)	2,142	(153.0)	329	39	27	6	33
1968	<u>178+</u>	<u>814*</u>	<u>3,363*</u>	<u>(240.2)</u>	<u>1,195+</u>	<u>(85.4)</u>	2,186	(156.1)	280	43	28	9	37
1969	229	822	4,082	(291.6)	1,326	(94.7)	2,756	(196.9)	269	42	29	13	42
1970	216	826	3,655**	(261.1)	1,283**	(91.6)	2,372	(169.4)	286	35	22	11	33
1971	235	841	4,357	(311.2)	2,302	(164.4)	2,055	(146.8)	299	27	13	10	23
1972	255	866	4,709	(336.4)	2,072	(148.0)	2,637	(188.4)	324	27	19	12	31
1973	226	860	4,178	(298.4)	2,228	(159.1)	<u>1,950</u>	<u>(139.3)</u>	306	26	19	19	38
1974	267	911	4,297	(308.9)	2,240	(160.0)	<u>2,057</u>	<u>(146.9)</u>	300	25	17	9	26
1975	308	909	5,456	(389.7)	2,737	(195.5)	2,719	(194.2)	433	19	15	13	28
1976	277	972	4,916	(351.1)	2,592	(185.1)	2,324	(166.0)	383	16	11	<u>21</u>	32
1977	283	978	4,648	(332.0)	2,245	(160.4)	2,403	(171.6)	300	26	11	17	28
1978#	324	1,069	5,524	(345.3)	2,701	(168.8)	2,823	(176.4)	364	22	23	17	40
1979	331	1,094	5,821	(363.8)	1,706	(106.6)	4,115	(257.2)	383	22	21	19	40
1980	348	1,080	5,615	(350.9)	1,951	(121.9)	3,664	(229.0)	395	28	23	9	32
1981	291	1,036	4,871**	(304.4)	1,867	(116.7)	3,004	(187.8)	287	<u>66+</u>	21	15	36
1982##	161	587	2,629	(292.1)	983	(109.2)	1,646	(182.9)	166	20	17	9	26
1983	298	1,058	5,301	(331.3)	2,378	(148.6)	2,923	(182.7)	331	48	28	14	42
1984	341	1,052	5,566	(347.9)	2,064	(129.0)	3,502	(218.9)	364	44	15	18	33
1985	275	989	4,771	(298.2)	1,516**	(94.8)	3,255	(203.4)	264	49	22	20	42
1986	349	1,081	6,050	(378.1)	1,661	(103.8)	4,389	(274.3)	386	28	20	18	38
1987%	300	993	5,041	(336.1)	1,835	(122.3)	3,206	(213.7)	360	29	18	11	29
1988	310	1,038	5,633	(352.1)	2,124	(132.8)	3,509	(219.3)	354	45	24	16	40
1989	328	1,059	5,994	(374.6)	2,136	(133.5)	3,858	(241.1)	411	28	15	9	24
1990	318	977	5,455	(340.0)	2,018	(126.1)	3,437	(214.8)	354	38	18	11	29
1991	298	954	4,981	(311.3)	1,442**	(90.1)	3,539	(221.2)	293	35	18	19	37
1992	276	961	4,880	(305.0)	1,919	(119.9)	2,961	(185.1)	315	36	21	18	39
1993	266**	949	4,712	(294.5)	1,473	(92.1)	3,239	(202.4)	<u>247</u>	32	19	18	37
1994	315	1,014	5,338	(333.6)	1,809	(113.1)	3,529	(220.6)	320	29	17	<u>21</u>	38
1995	301	1,066	4,756	(297.3)	2,016	(126.0)	2,740	(171.3)	384	43	17	17	34
1996	304	1,023	5,564	(347.8)	2,200	(137.5)	3,364	(210.3)	454	28	11	15	26
1997	301	1,057	3,421	(332.5)	1,899	(213.8)	3,421	(287.0)	301	29	18	7	25
1998	263	980	4,699	(293.7)	1,659	(103.7)	3,040	(190.0)	263	36	21	9	30
1999	299	1,030	5,379	(336.2)	1,703	(106.4)	3,676	(229.8)	309	26	24	11	35
2000	267	1,033	4,820	(301.3)	1,888	(118.0)	2,932	(183.3)	321	40	21	14	35
2001	284	1,030	5,153	(322.1)	2,154	(134.6)	2,999	(187.4)	295	33	20	19	39
2002	313	1,008	5,463	(341.4)	1,973	(123.3)	3,490	(218.1)	336	30	15	8	23
2003	316	1,032	5,319	(332.4)	2,294	(143.4)	3,025	(189.1)	299	35	11	9	20
2004	282	966	4,878	(305.0)	1,566	(97.9)	3,312	(207.0)	261	37	19	14	33
2005	321	1,047	4,940	(308.8)	2,185	(136.6)	2,755	(172.2)	355	30	21	7	28
2006	312	1,020	5,306	(331.6)	2,084	(130.3)	3,222	(201.4)	295	35	16	9	25
2007	315	1,016	5,310	(331.9)	2,156	(134.8)	3,154	(197.1)	355	29	15	6	21
2008	315	1,020	5,270	(329.4)	1,518	(94.9)	3,752	(234.5)	356	41	14	16	30
2009	237+	953	4,037+	(252.3)	1,578	(98.6)	2,459+	(153.7)	236+	32	17	14	31

+ = Led Pro Football; * = Led AFL; ** = Led AFC; # = Length of season went from 14 to 16 games

= Length of season was 9 games; % = Length of season was 15 games

Underline indicates Jets record

Ball control plays include rushes, passes and sacks

Numbers in parentheses indicate yards per game average

JETS DIVISIONAL HISTORY

1960: AFL FOUNDED – TWO FOUR-TEAM DIVISIONS

Year	W	L	T	Place	Division
1960	2	4	0	2nd	AFL East
1961	3	3	0	3rd	AFL East
1962	1	5	0	4th	AFL East



Division Teams

Buffalo Bills, Boston Patriots, Houston Oilers
Buffalo Bills, Boston Patriots, Houston Oilers
Buffalo Bills, Boston Patriots, Houston Oilers

1963: NEW YORK CHANGES NAME FROM TITANS TO JETS

Year	W	L	T	Place	Division
1963	2	4	0	4th	AFL East
1964	2	4	0	3rd	AFL East
1965	3	3	0	2nd	AFL East



Division Teams

Buffalo Bills, Boston Patriots, Houston Oilers
Buffalo Bills, Boston Patriots, Houston Oilers
Buffalo Bills, Boston Patriots, Houston Oilers

1966: AFL EXPANDED FROM EIGHT TO NINE TEAMS

Year	W	L	T	Place	Division
1966	4	3	1	3rd	AFL East
1967	5	1	1	2nd	AFL East
1968*	7	1	0	1st	AFL East
1969*	8	0	0	1st	AFL East



Division Teams

Buffalo Bills, Boston Patriots, Houston Oilers, Miami Dolphins
Buffalo Bills, Boston Patriots, Houston Oilers, Miami Dolphins
Buffalo Bills, Boston Patriots, Houston Oilers, Miami Dolphins
Buffalo Bills, Boston Patriots, Houston Oilers, Miami Dolphins

1970: FIRST YEAR OF AFL-NFL MERGER

Year	W	L	T	Place	Division
1970	2	6	0	3rd	AFC East



Division Teams

Buffalo Bills, Boston Patriots, Baltimore Colts, Miami Dolphins

1971: PATRIOTS CHANGE NAME FROM BOSTON TO NEW ENGLAND

Year	W	L	T	Place	Division
1971	4	4	0	T3rd	AFC East
1972	6	2	0	2nd	AFC East
1973	4	4	0	T4th	AFC East
1974	4	4	0	T3rd	AFC East
1975	2	6	0	T4th	AFC East
1976	2	6	0	4th	AFC East
1977	2	6	0	T4th	AFC East
1978	6	2	0	3rd	AFC East
1979	4	4	0	3rd	AFC East
1980	2	6	0	5th	AFC East
1981*	6	1	1	2nd	AFC East
1982*	2	2	0	NA	AFC East
1983	3	5	0	T4th	AFC East



Division Teams

Buffalo Bills, New England Patriots, Baltimore Colts, Miami Dolphins
Buffalo Bills, New England Patriots, Baltimore Colts, Miami Dolphins
Buffalo Bills, New England Patriots, Baltimore Colts, Miami Dolphins
Buffalo Bills, New England Patriots, Baltimore Colts, Miami Dolphins
Buffalo Bills, New England Patriots, Baltimore Colts, Miami Dolphins
Buffalo Bills, New England Patriots, Baltimore Colts, Miami Dolphins
Buffalo Bills, New England Patriots, Baltimore Colts, Miami Dolphins
Buffalo Bills, New England Patriots, Baltimore Colts, Miami Dolphins
Buffalo Bills, New England Patriots, Baltimore Colts, Miami Dolphins
Buffalo Bills, New England Patriots, Baltimore Colts, Miami Dolphins
Buffalo Bills, New England Patriots, Baltimore Colts, Miami Dolphins
Buffalo Bills, New England Patriots, Baltimore Colts, Miami Dolphins
Buffalo Bills, New England Patriots, Baltimore Colts, Miami Dolphins
Buffalo Bills, New England Patriots, Baltimore Colts, Miami Dolphins
Buffalo Bills, New England Patriots, Baltimore Colts, Miami Dolphins

1984: COLTS MOVE FROM BALTIMORE TO INDIANAPOLIS

Year	W	L	T	Place	Division
1984	3	5	0	3rd	AFC East
1985*	6	2	0	T2nd	AFC East
1986*	6	2	0	2nd	AFC East
1987	3	5	0	5th	AFC East
1988	3	5	0	4th	AFC East
1989	2	6	0	5th	AFC East
1990	2	6	0	4th	AFC East
1991*	4	4	0	T2nd	AFC East
1992	3	5	0	4th	AFC East
1993	5	3	0	3rd	AFC East
1994	4	4	0	5th	AFC East
1995	1	7	0	5th	AFC East
1996	0	8	0	5th	AFC East
1997	2	6	0	T2nd	AFC East
1998*	7	1	0	1st	AFC East
1999	4	4	0	T4th	AFC East
2000	6	2	0	3rd	AFC East
2001*	5	3	0	3rd	AFC East



Division Teams

Buffalo Bills, New England Patriots, Indianapolis Colts, Miami Dolphins
Buffalo Bills, New England Patriots, Indianapolis Colts, Miami Dolphins
Buffalo Bills, New England Patriots, Indianapolis Colts, Miami Dolphins
Buffalo Bills, New England Patriots, Indianapolis Colts, Miami Dolphins
Buffalo Bills, New England Patriots, Indianapolis Colts, Miami Dolphins
Buffalo Bills, New England Patriots, Indianapolis Colts, Miami Dolphins
Buffalo Bills, New England Patriots, Indianapolis Colts, Miami Dolphins
Buffalo Bills, New England Patriots, Indianapolis Colts, Miami Dolphins
Buffalo Bills, New England Patriots, Indianapolis Colts, Miami Dolphins
Buffalo Bills, New England Patriots, Indianapolis Colts, Miami Dolphins
Buffalo Bills, New England Patriots, Indianapolis Colts, Miami Dolphins
Buffalo Bills, New England Patriots, Indianapolis Colts, Miami Dolphins
Buffalo Bills, New England Patriots, Indianapolis Colts, Miami Dolphins
Buffalo Bills, New England Patriots, Indianapolis Colts, Miami Dolphins
Buffalo Bills, New England Patriots, Indianapolis Colts, Miami Dolphins
Buffalo Bills, New England Patriots, Indianapolis Colts, Miami Dolphins
Buffalo Bills, New England Patriots, Indianapolis Colts, Miami Dolphins
Buffalo Bills, New England Patriots, Indianapolis Colts, Miami Dolphins
Buffalo Bills, New England Patriots, Indianapolis Colts, Miami Dolphins

2002: NFL REALIGNMENT MOVES COLTS TO AFC SOUTH

Year	W	L	T	Place	Division
2002*	4	2	0	T1st	AFC East
2003	1	5	0	T3rd	AFC East
2004*	3	3	0	2nd	AFC East
2005	2	4	0	4th	AFC East
2006*	4	2	0	2nd	AFC East
2007	2	4	0	3rd	AFC East
2008	4	2	0	3rd	AFC East
2009*	2	4	0	2nd	AFC East



Division Teams

Buffalo Bills, New England Patriots, Miami Dolphins
Buffalo Bills, New England Patriots, Miami Dolphins
Buffalo Bills, New England Patriots, Miami Dolphins
Buffalo Bills, New England Patriots, Miami Dolphins
Buffalo Bills, New England Patriots, Miami Dolphins
Buffalo Bills, New England Patriots, Miami Dolphins
Buffalo Bills, New England Patriots, Miami Dolphins
Buffalo Bills, New England Patriots, Miami Dolphins
Buffalo Bills, New England Patriots, Miami Dolphins
Buffalo Bills, New England Patriots, Miami Dolphins
Buffalo Bills, New England Patriots, Miami Dolphins
Buffalo Bills, New England Patriots, Miami Dolphins
Buffalo Bills, New England Patriots, Miami Dolphins
Buffalo Bills, New England Patriots, Miami Dolphins
Buffalo Bills, New England Patriots, Miami Dolphins
Buffalo Bills, New England Patriots, Miami Dolphins
Buffalo Bills, New England Patriots, Miami Dolphins
Buffalo Bills, New England Patriots, Miami Dolphins
Buffalo Bills, New England Patriots, Miami Dolphins

* Made Postseason



INDIVIDUAL PLAYOFF RECORDS

SERVICE

MOST GAMES PLAYED

Pos	Player	Games
DE	Shaun Ellis	9 (01, 02, 04, 06, 09)
RB	Freeman McNeil	8 (81, 82, 85, 86, 90)
T	Jason Fabini	7 (98, 01, 02, 04)
RB	Curtis Martin	7 (98, 01, 02, 04)
C	Kevin Mawae	7 (98, 01, 02, 04)
K	Pat Leahy	7 (81, 82, 85, 86)
WR	Wesley Walker	7 (81, 82, 85, 86)
G	Dan Alexander	7 (81, 82, 85, 86)
C	Joe Fields	7 (81, 82, 85, 86)
TE	Mickey Shuler	7 (81, 82, 85, 86)
OL	Guy Bingham	7 (81, 82, 85, 86)
DL	Marty Lyons	7 (81, 82, 85, 86)

MOST CONSECUTIVE GAMES PLAYED

Pos	Player	Games
DE	Shaun Ellis	9 (01, 02, 04, 06, 09)
RB	Freeman McNeil	8 (81, 82, 85, 86, 90)

MOST STARTS

Pos	Player	Starts
DE	Shaun Ellis	9 (01, 02, 04, 06, 09)
T	Jason Fabini	7 (98, 01, 02, 04)
RB	Curtis Martin	7 (98, 01, 02, 04)
C	Kevin Mawae	7 (98, 01, 02, 04)
G	Dan Alexander	7 (81, 82, 85, 86)
C	Joe Fields	7 (81, 82, 85, 86)
DL	Marty Lyons	7 (81, 82, 85, 86)
RB	Freeman McNeil	7 (81, 82, 85, 86)

SCORING

MOST POINTS

Career

Pos	Player	Points
K	Pat Leahy	44 (7 games)
K	Jim Turner	25 (3 games)
RB	Freeman McNeil	24 (8 games)
K	John Hall	20 (3 games)
RB	Curtis Martin	18 (7 games)
WR-PR	Santana Moss	18 (5 games)

Game

Pos	Player	Date	Opp	Points
K	Pat Leahy	1/9/83	at CIN	14 (3 FG, 5 XP)
RB	Freeman McNeil	12/28/86	KC	12 (1 rec, 1 rush TD)
WR	Don Maynard	12/29/88	OAK	12 (2 rec TD)
WR	Keyshawn Johnson	1/10/99	JAX	12 (1 rec, 1 rush TD)
RB	Curtis Martin	1/10/99	JAX	12 (2 rush TD)
WR	Wayne Chrebet	1/12/02	at OAK	12 (2 rec TD)

MOST FIELD GOALS MADE

Career

Player	FG
Pat Leahy	8 (7 games)
John Hall	7 (5 games)
Jim Turner	7 (3 games)

Game

Player	FG	Date	Opp
Jim Turner	3 (32,30, 9)	1/12/69	BAL (SB III)
Pat Leahy	3 (32, 24, 47)	1/9/83	CIN
Mike Nugent	3 (28, 21, 37)	1/7/07	at NE

LONGEST FIELD GOAL

Player	Yds	Date	Opp
John Hall	52	1/12/99	JAX
Jay Feely	48	1/24/10	at IND
Pat Leahy	47	1/9/83	at CIN
Pat Leahy	46	1/3/87	at CLE
Jay Feely	46	1/17/10	at SD

RUSHING

YARDAGE

Career	Player	Att	Yds	Avg	TD
1.	Freeman McNeil	150	633	4.2	3
2.	Curtis Martin	133	528	4.0	3
3.	Shonn Greene	54	304	5.6	2
4.	Matt Snell	61	253	4.1	1
5.	LaMont Jordan	39	216	5.5	2
6.	Thomas Jones	45	117	2.6	1
7.	Emerson Boozer	24	84	3.5	0
8.	Johnny Hector	16	59	3.7	0
9.	Leon Washington	11	50	4.5	0
10.	Ken O'Brien	6	36	6.0	0
11.	Richard Todd	14	32	2.3	0
11.	Santana Moss	2	32	16.0	0
13.	Pat Ryan	2	30	15.0	0
14.	Mike Augustyniak	8	29	3.6	0
15.	Kevin Long	8	28	3.5	1
15.	Keyshawn Johnson	2	28	14.0	1
17.	Bill Mathis	12	21	1.8	0
18.	Chad Pennington	10	20	2.0	0
19.	Jerricho Colchery	3	19	6.3	0
20.	Scott Diierking	6	16	2.7	0
21.	Joe Namath	2	15	7.5	0
22.	Tony Paige	5	14	2.8	0
22.	Brad Baxter	5	14	2.8	0
22.	Richie Anderson	3	14	4.7	0

Game

Player	Date	Opp	Att	Yds	Avg	TD
1. Freeman McNeil	1/9/83	at CIN	21	202	9.6	1
2. Shonn Greene	1/9/10	at CIN	21	135	64.1	1
2. Freeman McNeil	12/28/86	KC	31	135	4.4	1
4. Shonn Greene	1/17/10	at SD	23	128	5.6	1
5. Curtis Martin	1/10/99	JAX	36	124	3.4	2
6. Matt Snell	1/12/69	BAL	30	121	4.0	1
7. Curtis Martin	1/12/02	at OAK	16	106	6.6	0
8. Freeman McNeil	1/15/83	at LA	23	105	4.6	0
9. LaMont Jordan	1/4/03	IND	20	102	5.1	2
10. Curtis Martin	1/15/05	at PIT	19	77	4.1	0
11. Curtis Martin	1/12/03	at OAK	16	74	4.6	0
12. Freeman McNeil	1/3/87	at CLE	25	71	2.8	1

LONGEST RUNS FROM SCRIMMAGE

Pos	Player	Yds	Date	Opp
RB	Shonn Greene	53t	1/17/10	at SD
RB	Shonn Greene	39t	1/9/10	at CIN
RB	Freeman McNeil	35	1/9/83	at CIN
RB	Freeman McNeil	25	1/3/87	at CLE
RB	Freeman McNeil	24	1/9/83	at CIN
RB	Freeman McNeil	24	12/28/86	KC
QB	Pat Ryan	24	12/28/86	KC
RB	Curtis Martin	22	1/12/02	at OAK

LONGEST TD RUNS

Pos	Player	Yds	Date	Opp
RB	Shonn Greene	53	1/17/10	at SD
RB	Shonn Greene	39	1/9/10	at CIN
RB	Freeman McNeil	25	1/3/87	at CLE
RB	Freeman McNeil	20	1/9/83	at CIN
WR	Keyshawn Johnson	10	1/10/99	JAX

MOST ATTEMPTS

Career

Player	Att
Freeman McNeil	150 (8 games)
Curtis Martin	133 (7 games)
Matt Snell	61 (3 games)

Game

Player	Att	Date	Opp
Curtis Martin	36	1/10/99	JAX
Freeman McNeil	31	12/28/86	KC
Matt Snell	30	1/12/69	BAL (SB III)

PASSING

PASSING

Player	G-S	W-L	Att	Comp	Pct	Yds	TD	INT	Rating
Chad Pennington	5-5	2-3	178	107	60.1	1,166	7	4	83.2
Richard Todd	4-4	2-2	139	78	56.1	1,026	4	12	53.2
Vinny Testaverde	3-3	1-2	129	82	63.6	917	4	3	85.3
Joe Namath	3-3	2-1	117	50	42.8	641	3	4	61.2
Mark Sanchez	3-3	2-1	68	41	60.3	539	4	2	92.7
Ken O'Brien	3-2	0-2	67	45	67.2	504	2	4	74.5
Pat Ryan	3-2	1-1	51	32	62.7	340	5	1	106.7
Freeman McNeil	8-0	--	1	1	100.0	14	1	0	158.3
Babe Parilli	1-0	--	1	0	--	0	0	0	39.6
Patrick Ramsey	1-0	--	1	1	100.0	-1	0	0	79.2

YARDS PASSING

Career

Player	Yds
Chad Pennington	1,166 (5 games)
Richard Todd	1,026 (4 games)
Vinny Testaverde	917 (3 games)
Joe Namath	641 (3 games)

Game

Player	Yds	Date	Opp
Richard Todd	377	12/27/81	BUF
Vinny Testaverde	356	1/17/99	at DEN
Chad Pennington	300	1/7/07	at NE
Chad Pennington	279	1/8/05	at SD
Richard Todd	277	1/15/83	at LA Raiders
Vinny Testaverde	277	1/12/02	at OAK

PASS ATTEMPTS

Career

Pos	Player	Att
QB	Chad Pennington	178 (5 games)
QB	Richard Todd	140 (4 games)
QB	Vinny Testaverde	129 (3 games)
QB	Joe Namath	117 (3 games)

Game

Player	Att	Date	Opp
Vinny Testaverde	52	1/1/99	at DEN
Richard Todd	51	12/2/81	BUF
Joe Namath	49	12/9/68	OAK
Vinny Testaverde	41	1/12/02	at OAK
Chad Pennington	40	1/7/07	at NE

PASS COMPLETIONS

Career

Player	Comp
Chad Pennington	107 (5 games)
Vinny Testaverde	82 (3 games)
Richard Todd	78 (4 games)
Joe Namath	50 (3 games)

Game

Player	Comp	Date	Opp
Vinny Testaverde	31	1/17/99	at DEN
Richard Todd	28	12/27/81	BUF
Vinny Testaverde	27	1/12/02	at OAK
Chad Pennington	25	1/4/03	IND

Career

Player	Pct
Ken O'Brien	67.1 (3 games)
Vinny Testaverde	63.5 (3 games)
Chad Pennington	60.1 (5 games)
Richard Todd	55.7 (4 games)

Game

Player	Pct	Date	Opp	Att-Comp-Yds
Ken O'Brien	76.5	12/28/85	NE	17-13-149
Chad Pennington	76.0	1/4/03	IND	25-19-222
Richard Todd	71.4	1/9/83	at CIN	28-20-269
Chad Pennington	69.7	1/8/05	at SD	33-23-279

Career

Player	TD
Chad Pennington	7 (5 games)
Richard Todd	4 (4 games)
Vinny Testaverde	4 (3 games)
Mark Sanchez	4 (3 games)
Joe Namath	3 (3 games)

TOUCHDOWN PASSES

Game

Player	TD	Date	Opp
Chad Pennington	3	1/4/03	IND
Vinny Testaverde	3	1/12/02	at OAK
Joe Namath	3	12/28/68	OAK
Mark Sanchez	2	1/24/10	at IND
Chad Pennington	2	1/8/04	at SD
Richard Todd	2	12/27/83	BUF

LONGEST PASS COMPLETION

Player	Yds	Date	Opp
Mark Sanchez to Braylon Edwards	80t	1/23/10	at IND
Chad Pennington to Jericho Cotchery	77	1/7/07	at NE
Chad Pennington to Richie Anderson	56	1/4/03	IND
Joe Namath to Don Maynard	52	12/29/68	OAK
Richard Todd to Wesley Walker	49	1/9/83	at CIN
Chad Pennington to Santana Moss	47	1/8/05	at SD

INTERCEPTIONS

Career

Player	Int
Richard Todd	12 (4 games)
Chad Pennington	4 (5 games)
Joe Namath	4 (3 games)
Ken O'Brien	4 (3 games)
Vinny Testaverde	3 (3 games)

Game

Player	Int	Date	Opp
Richard Todd	5	1/23/83	at MIA
Richard Todd	4	12/27/81	BUF
Ken O'Brien	3	12/29/91	at HOU
Joe Namath	3	12/20/69	KC

PASSER RATING

Career

Player	Rating	A/C	Pct	Yds	TD	INT
Pat Ryan	106.7	51/32	62.7	340	5	1
Mark Sanchez	92.7	68/41	60.3	539	3	2
Vinny Testaverde	85.3	129/82	63.6	917	4	3
Chad Pennington	83.2	178/107	60.1	1,166	7	4
Ken O'Brien	74.5	67/45	67.2	504	2	4

Game

Player	Opp	Date	Rating	A/C	Pct	Yds	TD/INT
Chad Pennington	IND	1/4/03	142.0	25/19	76.0	222	3/0
Mark Sanchez	at CIN	1/9/10	139.4	15/12	80.0	182	1/0
Pat Ryan	KC	12/28/86	127.4	23/16	69.6	153	3/0
Chad Pennington	at SD	1/8/05	115.6	33/23	69.7	279	2/0
Vinny Testaverde	at OAK	1/12/02	109.5	41/27	65.9	277	3/0



RECEIVING

RECEPTIONS

Career Player	Rec	Yds	Avg	TD
1. Curtis Martin	29	250	8.6	0
2. Wesley Walker	27	486	18.0	3
3. Al Toon	26	330	12.7	2
4. Laveranues Coles	21	234	11.1	0
5. George Sauer	20	269	13.5	0
5t. Mickey Shuler	20	249	12.5	2
7. Wayne Chrebet	19	269	14.2	2
8. Santana Moss	18	238	13.2	2
8t. Jerricho Cotchery	18	294	16.3	1
10. Freeman McNeil	17	116	6.8	1
11. Keyshawn Johnson	16	194	12.1	1
12. Justin McCareins	15	200	13.3	0
13. Chris Baker	12	109	9.1	1
14. Scott Dierking	11	74	6.7	0
15. Richie Anderson	10	119	11.9	2
16t. Derrick Gaffney	9	121	13.4	1
16t. Pete Lammons	9	102	11.3	1
18t. Johnny "Lam" Jones	7	109	15.6	0
18t. Bruce Harper	7	52	7.4	0
18t. Anthony Becht	7	50	7.1	0
21t. Jerome Barkum	6	81	13.5	0
21t. Dedric Ward	6	79	13.2	0
21t. LaMont Jordan	6	42	7.0	0
21t. Jerald Sowell	6	20	3.3	0
21t. Braylon Edwards	6	156	26.0	1
26t. Keith Byars	5	44	8.8	0
26t. Mike Augustyniak	5	34	6.8	0
26t. Brad Smith	5	16	3.2	0
29t. Rob Moore	4	70	17.5	0
29t. Bobby Jones	4	64	16.0	1
29t. Leon Washington	4	25	6.3	0
32t. Kyle Brady	3	28	9.3	0
32t. Bill Mathis	3	20	6.7	0
32t. Mark Boyer	3	20	6.7	0
35t. Bulldog Turner	2	25	12.5	0
35t. B.J. Askew	2	22	11.0	0
35t. Kurt Sohn	2	18	9.0	0
35t. David Meggett	2	16	8.0	0
35t. Terance Mathis	2	12	6.0	0
40t. Alex Van Dyke	1	16	16.0	0
40t. Matt Snell	1	15	15.0	0
40t. Tom Newton	1	12	12.0	0
40t. Kevin Swayze	1	12	12.0	0
40t. Emerson Boozer	1	11	11.0	0
40t. Johnny Hector	1	11	11.0	1
40t. Tony Paige	1	10	10.0	0
40t. Rocky Klever	1	9	9.0	0
40t. Jonathan Carter	1	7	7.0	0
40t. Billy Griggs	1	6	6.0	0
40t. Dan Alexander	1	1	1.0	0

Game Player	Date	Opp	Rec	Yds	Avg	TD
1t. Keyshawn Johnson	1/10/99	JAX	9	121	13.4	1
1t. Al Toon	12/28/85	NE	9	93	10.3	0
3t. Wesley Walker	1/9/83	at CIN	8	145	18.1	1
3t. George Sauer	1/12/69	BAL	8	133	16.6	0
3t. Laveranues Coles	1/12/02	at OAK	8	123	15.4	0
3t. Wayne Chrebet	1/17/99	at DEN	8	121	15.1	0
3t. Al Toon	12/29/91	at HOU	8	96	12.0	1
3t. Justin McCareins	1/8/05	at SD	8	87	10.9	0
9t. Wesley Walker	1/15/83	at LAA	7	169	24.1	1
9t. Keyshawn Johnson	1/17/99	at DEN	7	73	10.4	0
9t. George Sauer	12/29/68	OAK	7	70	10.0	0
9t. Scott Dierking	12/27/81	BUF	7	52	7.4	0
13t. Don Maynard	12/29/68	OAK	6	118	19.7	2
13t. Mickey Shuler	12/27/81	BUF	6	116	19.3	1
13t. Curtis Martin	1/10/99	JAX	6	58	9.7	0
13t. Curtis Martin	1/12/02	at OAK	6	34	5.7	0
13t. Richie Anderson	1/12/02	at OAK	6	33	5.5	1
13t. Jerricho Cotchery	1/9/10	at CIN	6	67	11.2	0

YARDS RECEIVING

Career Player	G	Yds	Rec	Avg	TD
1. Wesley Walker	7	486	27	18.0	3
2. Al Toon	4	330	26	12.7	2
3. Jerricho Cotchery	6	294	18	16.3	1
4t. George Sauer	3	269	20	13.5	0
4t. Wayne Chrebet	6	269	19	14.2	2
6. Curtis Martin	7	250	29	8.6	0
7. Mickey Shuler	5	249	20	12.5	2
8. Santana Moss	5	238	18	13.2	2
9. Laveranues Coles	4	234	21	11.8	0
10. Justin McCareins	3	200	15	13.0	0

Game

Player	Yds	Date	Opp	Rec
Wesley Walker	169	1/15/83	at LAA	7
Wesley Walker	145	1/9/83	at CIN	8
George Sauer	133	1/12/69	BAL (SB III)	8
Laveranues Coles	123	1/12/02	at OAK	8
Wayne Chrebet	121	1/1/99	at DEN	8
Keyshawn Johnson	121	1/10/99	JAX	9
Don Maynard	118	12/29/68	OAK	6
Mickey Shuler	116	12/27/81	BUF	6
Jerricho Cotchery	102	1/24/10	at IND	5
Braylon Edwards	100	1/24/10	at IND	2
Jerricho Cotchery	100	1/7/07	at NE	4
Santana Moss	100	1/8/05	at SD	4
Al Toon	96	12/29/91	at HOU	8
Al Toon	93	12/28/85	NE	9
Al Toon	93	1/3/87	at CLE	5
Justin McCareins	87	1/8/05	at SD	8
Justin McCareins	82	1/15/05	at PIT	5
Keyshawn Johnson	73	1/17/99	at DEN	7
George Sauer	70	12/29/68	OAK	7
Rob Moore	70	12/29/91	at HOU	4
Chris Baker	68	1/7/07	at NE	5

TOUCHDOWN RECEPTIONS (CAREER)

Player	Rec
Dustin Keller	3 (3 games)
Wesley Walker	3 (6 games)
Wayne Chrebet	2 (6 games)
Don Maynard	2 (3 games)
Santana Moss	2 (5 games)
Al Toon	2 (4 games)

TOUCHDOWN RECEPTIONS (GAME)

Player	Rec	Date	Opp
Don Maynard	2	12/29/68	OAK
Wayne Chrebet	2	1/12/02	at OAK

LONGEST PASS RECEPTION

Player	Yds	Date	Opp
Braylon Edwards (from Sanchez)	80t	1/24/10	at IND
Jerricho Cotchery (from Pennington)	77	1/7/07	at NE
Richie Anderson (from Pennington)	56	1/4/03	IND
Santana Moss (from Pennington)	47	1/8/05	at SD
Jerricho Cotchery (from B. Smith)	45	1/24/10	at IND
Wesley Walker (from Ryan)	42	1/3/87	at CLE
Mickey Shuler (from Todd)	30	12/27/81	BUF
Bobby Jones (from Todd)	30	12/27/81	BUF

DEFENSE

INTERCEPTIONS

Career

Pos	Player	Int
LB	Greg Buttle	2
SS	Reggie Tongue	2
CB	Randy Beverly	2
CB	Johnny Lynn	2
LB	Lance Mehl	2
SS	Ken Schroy	2
SS	Russell Carter	2
CB	Jerry Holmes	2
CB	Darrelle Revis	2

Game

Pos	Player	Int	Date	Opp
LB	Greg Buttle	2	12/27/81	BUF
CB	Randy Beverly	2	1/12/69	BAL (SB III)
CB	Johnny Lynn	2	1/9/83	at CIN
LB	Lance Mehl	2	1/15/83	at LAA
SS	Ken Schroy	2	1/23/83	at MIA

MOST INTERCEPTION RETURN YARDAGE

Career

Pos	Player	Yds
SS	Reggie Tongue	108 (2 INT)
FS	Darrol Ray	98 (1 INT)
CB	Johnny Lynn	40 (2 INT)
LB	Greg Buttle	40 (3 INT)
FS	Corwin Brown	40 (1 INT)

Game

Pos	Player	Yds	Date	Opp
SS	Reggie Tongue	86	1/15/05	at PIT
FS	Darrol Ray	98	1/9/83	at CIN
	Three tied	40	(last below)	
FS	Corwin Brown	40	1/10/99	JAX

LONGEST INTERCEPTION RETURNS (GAME)

Pos	Player	Yds	Date	Opp
FS	Darrol Ray	98	1/9/83	at CIN
SS	Reggie Tongue	86	1/15/05	at PIT
FS	Corwin Brown	40	1/10/99	JAX
LB	Greg Buttle	29	12/27/81	BUF

INTERCEPTIONS RETURNED FOR A TD (CAREER)

Career

Pos	Player	Int TD Returns
SS	Reggie Tongue	1 (2 games)
LB	Kevin MacArthur	1 (1 game)
FS	Darrol Ray	1 (2 games)

SACKS

Game

Pos	Player	Sacks	Date	Opp
LE	Mark Gastineau	2	1/23/83	at MIA
RT	Marty Lyons	2	1/3/87	at CLE
LB	Mo Lewis	2	12/29/91	at HOU
LB	Chad Cascadden	2	1/17/99	at DEN
LB	David Harris	2	1/24/10	at IND

SPECIAL TEAMS

MOST PUNTS

Career

Player	Punts
Dave Jennings	22 (3 games)
Chuck Ramsey	16 (3 games)
Curley Johnson	14 (2 games)
Steve Weatherford	12 (2 games)
John Kidd	9 (2 games)

Game

Player	Punts	Date	Opp
Dave Jennings	14	1/3/87	at CLE
Curley Johnson	10	12/29/68	OAK
Chuck Ramsey	10	1/23/83	at MIA
Steve Weatherford	8	1/17/10	at SD
John Kidd	7	1/17/99	at DEN
Jay Feely	7	1/9/10	at CIN

HIGHEST GROSS PUNTING AVERAGE

Career

Player	Avg
John Kidd	44.9 (2 games)
Steve Weatherford	42.8 (2 games)
Curley Johnson	40.7 (2 games)
Toby Gowin	39.1 (2 games)
Dave Jennings	38.1 (3 games)

Game

Player	Avg	Date	Opp
Steve Weatherford	51.0	1/24/10	at IND
John Kidd	47.9	1/17/99	at DEN
Curley Johnson	41.5	12/29/68	OAK
Toby Gowin	39.8	1/8/05	at SD
Chuck Ramsey	39.6	1/23/83	MIA

LONGEST PUNTS

Player	Yds	Date	Opp
Curley Johnson	63	12/29/68	OAK
Steve Weatherford	61	1/24/10	at IND
Dave Jennings	55	1/3/87	at CLE
Toby Gowin	54	1/15/05	at PIT
Steve O'Neil	53	12/20/69	KC
John Kidd	53	1/17/99	at DEN

MOST PUNTS INSIDE THE 20

Player	Punts	Date	Opp
Curley Johnson	3	12/29/68	OAK
Jay Feely	3	1/9/10	at CIN
Chuck Ramsey	3	1/23/83	at MIA
Ben Graham	2	1/7/07	at NE
Toby Gowin	2	1/8/05	at SD
Steve O'Neil	2	12/20/69	KC
Steve Weatherford	2	1/17/10	at SD
Steve Weatherford	2	1/24/10	at IND

MOST PUNT RETURNS

Career

Player	Returns
Kurt Sohn	10 (7 games)
Santana Moss	9 (5 games)
Jerricho Cotchery	6 (6 games)
Bruce Harper	4 (3 games)
David Meggett	4 (2 games)

Game

Player	Returns	Date	Opp
Kurt Sohn	6	1/23/83	at MIA
Santana Moss	5	1/15/05	at PIT
Bruce Harper	3	12/27/81	BUF
David Meggett	3	1/17/99	at DEN
Jerricho Cotchery	3	1/24/10	at IND



MOST PUNT RETURN YARDS

Career Player	Yds
Santana Moss	129 (5 games)
Kurt Sohn	85 (7 games)
Jerricho Cotchery	72 (6 games)
David Meggett	47 (2 games)
Bruce Harper	33 (3 games)

Game Player	Yds	Date	Opp
Santana Moss	83	1/15/05	at PIT
Kurt Sohn	65	1/23/83	at MIA
David Meggett	43	1/17/99	at DEN
Jerricho Cotchery	34	1/17/10	at SD
Bruce Harper	31	12/27/81	BUF

LONGEST PUNT RETURNS

Player	Yds	Date	Opp
Santana Moss	75t	1/15/05	at PIT
David Meggett	33	1/17/99	at DEN
Kurt Sohn	25	1/23/83	at MIA
Bruce Harper	14	12/27/81	BUF

HIGHEST PUNT RETURN AVERAGE

Career Player	Avg
Santana Moss	14.3 (5 games)
David Meggett	11.8 (2 games)
Bruce Harper	11.0 (3 games)
Kurt Sohn	8.5 (7 games)

Game Player	Avg	Date	Opp
Santana Moss	16.6	1/15/05	at PIT
David Meggett	14.3	1/17/99	at DEN
Jerricho Cotchery	13.0	1/9/10	at CIN
Kurt Sohn	10.8	1/23/83	at MIA
Bruce Harper	10.3	12/27/81	BUF

MOST FAIR CATCHES

Career Player	No
Kurt Sohn	8 (7 games)
Santana Moss	7 (5 games)
Jerricho Cotchery	6 (6 games)
Bruce Harper	2 (3 games)

Game Player	No	Date	Opp
Santana Moss	3	1/8/05	at SD
Kurt Sohn	3	1/3/87	at CLE
Kurt Sohn	2	1/15/83	at LAA
Kurt Sohn	2	12/28/86	KC

KICKOFF RETURNS

Career Player	Returns
Brad Smith	9 (3 games)
Jerricho Cotchery	8 (2 games)
Chad Morton	8 (4 games)
David Meggett	7 (2 games)
Justin Miller	6 (1 game)
Johnny Hector	6 (2 games)

Game Player	Returns	Date	Opp
Justin Miller	6	1/7/07	at NE
Johnny Hector	6	12/28/85	NE
Chad Morton	5	1/12/02	at OAK
Jerricho Cotchery	5	1/15/05	at PIT
Brad Smith	5	1/24/10	at IND
Three tied	4	(last below)	
David Meggett	4	1/10/99	JAX

MOST KICKOFF RETURN YARDS

Career Player	Yds
Chad Morton	287 (8 returns)
Brad Smith	238 (9 returns)
Jerricho Cotchery	179 (8 returns)
Justin Miller	136 (6 returns)
Johnny Hector	115 (6 returns)
Earl Christy	111 (4 returns)

Game Player	Yds	Date	Opp
Chad Morton	154	1/12/02	at OAK
Brad Smith	139	1/24/10	at IND
Justin Miller	136	1/7/07	at NE
Johnny Hector	115	12/28/85	NE
Jerricho Cotchery	113	1/15/05	at PIT
Earl Christy	86	12/29/68	OAK

LONGEST KICKOFF RETURNS

Player	Yds	Date	Opp
Chad Morton	70	1/4/03	IND
Bobby Humphery	50	12/28/85	NE
Chad Morton	46	1/12/02	at OAK
Mike Battle	44	12/20/69	KC

HIGHEST KICKOFF RETURN AVERAGE

Career (with at least 3 returns) Player	Avg
Chad Morton	35.9 (3 games)
Earl Christy	27.8 (2 games)
Brad Smith	26.4 (3 games)
Justin Miller	22.7 (1 game)
Jerricho Cotchery	22.4 (2 games)
Kurt Sohn	22.0 (7 games)

Game (with at least 3 returns) Player	Avg	Date	Opp
Kurt Sohn	31.0	1/23/83	at MIA
Chad Morton	30.8	1/12/02	at OAK
Earl Christy	28.6	12/29/68	OAK
Brad Smith	27.8	1/24/10	at IND
Justin Miller	22.7	1/7/07	at NE
Jerricho Cotchery	22.6	1/15/05	at PIT

TEAM RECORDS (PLAYOFFS)

SCORING

Most Points Scored, Game

44	at CIN	1/9/83
41	IND	1/4/03
35	KC	12/28/86

Fewest Points Allowed, Game

0	IND,	1/4/03
7	BAL	1/12/69
13	KC	12/20/69

Most Points Scored, Each Half

1st: 24	IND	1/4/03
2nd: 24	at CIN	1/9/83

Most Points Scored Each Quarter

1st: 10	OAK	12/29/68
2nd: 17	CIN	1/9/83
	IND	1/4/03
	at IND	1/24/10
3rd: 14	at JAX	1/10/99
4th: 21	at CIN	1/9/83

Touchdowns

Most, Game

5	IND	1/4/03
5	KC	12/28/86
5	at CIN	1/9/83

Fewest, Game

0	at MIA	1/23/83
0	KC	12/20/69
1	at OAK	1/12/03
1	at DEN	1/17/99
1	at HOU	12/29/91
1	at BAL	1/12/69

Points After Touchdown

Most, Game

5	IND	1/4/03
5	KC	12/28/86
5	at CIN	1/9/83

Fewest, Game

0	at MIA	1/23/83
0	KC	12/20/69
1	at OAK	1/12/03
1	at DEN	1/17/99
1	at HOU	12/29/91
1	at BAL	1/12/69

Field Goals

Most, Game

3	at NE	1/17/07
3	at CIN	1/9/83
3	at BAL	1/12/69

Most Attempted, Game

5	at BAL	1/12/69
3	seven times	
(last: at IND 1/24/10)		

FIRST DOWNS

Most, Game

29	JAX	1/10/99
27	at CIN	1/9/83
26	IND	1/4/03

Fewest, Game

10	at MIA	1/23/83
14	at CLE	1/3/87
14	at SD	1/17/10
15	NE	12/28/85
15	at CIN	1/9/10

NET YARDS GAINED

Most, Game

517	at CIN	1/9/83
429	JAX	1/10/99
419	BUF	12/27/81

Fewest, Game

139	at MIA	1/23/83
240	KC	12/20/69
240	NE	12/28/85

RUSHING

Most Attempts, Game

43	BAL	1/12/69
41	at CIN	1/9/10
42	IND	1/4/03

Fewest Attempts, Game

13	at DEN	1/17/99
16	at NE	1/7/07
21	NE	12/28/95

Rushing Yards

Most, Game

234	at CIN	1/9/83
180	IND	1/4/03
171	at CIN	1/9/10

Fewest, Game

14	at DEN	1/17/99
58	NE	12/28/95
62	at MIA	1/23/83

Average Gain

Highest, Game

6.9	at CIN	1/9/83
6.2	at OAK	1/12/02
5.0	at OAK	1/12/03

Lowest, Game

1.1	at DEN	1/17/99
2.6	at MIA	1/23/83
2.8	NE	12/28/85

Rushing Touchdowns

Most, Game

3	JAX	1/10/99
2	IND	1/4/03
2	at CIN	1/9/83
2	at CIN	1/9/10

PASSING

Most Attempts, Game

52	at DEN	1/17/99
51	BUF	12/27/81
49	OAK	12/29/68

Fewest Attempts, Game

15	at CIN	1/9/10
23	KC	12/28/96
24	at LAA	1/15/83

Pass Completions

Most, Game

31	at DEN	1/17/99
28	BUF	12/27/81
27	at OAK	1/12/02

Fewest, Game

12	at CIN	1/9/10
12	at SD	1/17/10
14	KC	12/20/69

Completion Percentage

Highest, Game

80.0	at CIN	1/9/10
72.4	at CIN	1/9/83
69.7	at SD	1/8/05

Lowest, Game

40.5	at MIA	1/23/83
44.7	at OAK	1/12/03
52.2	at SD	1/17/10

Yards Passing

Most, Game

377	BUF	12/27/81
356	at DEN	1/17/99
294	at OAK	1/12/02

Fewest, Game

100	at SD	1/17/10
103	at MIA	1/23/83
153	KC	12/28/86
153	KC	12/20/69

Passing Touchdowns

Most, Game

3	OAK	12/29/68
	KC	12/28/86
2	BUF	12/27/81
	at CIN	1/9/83

(Passing, cont'd)

NE	12/28/85
at SD	1/8/05
at IND	1/24/10

Interceptions Thrown

Most, Game

5	at MIA	1/23/83
4	BUF	1/27/81
3	KC	12/20/69
	at HOU	12/29/91

Fewest, Game

1	at IND	1/24/10
	at SD	1/17/10
0	KC	12/20/69
	OAK	12/29/68
	KC	12/28/86
	at DEN	1/17/98
	at SD	1/8/05

Interceptions Returned

for Touchdown

1	at PIT	1/15/05
	at CIN	1/9/83

Times Sacked

Most, Game

9	CLE	1/3/87
5	NE	12/28/85
	BUF	12/27/81

PUNTING

Most, Game

14	at CLE	1/3/87
10	at MIA	1/23/83
	OAK	12/29/68

Fewest, Game

0	at CIN	1/9/83
1	at OAK	1/12/02
2	five times	
(last: at OAK 1/12/03)		

Average Punting Yardage

Highest, Game

51.0	at IND	1/24/10
47.9	at DEN	1/17/99
41.5	OAK	12/29/68

Lowest, Game

0	at CIN	1/9/83
24.0	at OAK	1/12/02
29.0	KC	12/28/86

Punt Returns

Most, Game

6	at MIA	1/23/83
5	at PIT	1/15/05
3	five times	
(last: at SD 1/17/10)		

Fewest, Game

0	at HOU	12/29/91
	at OAK	1/12/02
	at OAK	1/12/03
	at SD	1/18/05

Punt Return Yards

Most, Game

83	at PIT	1/15/05
65	at MIA	1/23/83
43	at DEN	1/17/99

Fewest, Game

0	at HOU	12/29/91
	at OAK	1/12/02
	at OAK	1/12/03
	at SD	1/18/05

Punt Return Touchdowns

1	at PIT	1/15/05
---	--------	---------

KICKOFF RETURNS

Most, Game

8	at OAK	1/12/02
7	NE	12/28/85
	at OAK	1/12/03

(Kickoff Returns, cont'd)

Fewest, Game

0	at LAA	1/15/83
	at HOU	12/29/91
1	at BAL	1/12/69
	at MIA	1/23/83
	IND	1/4/03

Kickoff Return Yards

Most, Game

210	at OAK	1/12/02
165	NE	12/28/85
139	at IND	1/24/10

Fewest, Game

0	at LAA	1/15/83
	at HOU	12/29/91
25	at BAL	1/12/69

Kickoff Return Touchdowns

Never happened

PENALTIES

Most, Game

12	at CIN	1/9/83
10	at CLE	1/3/87
9	at CIN	1/9/10

Fewest, Game

0	at PIT	1/15/05
	at OAK	1/12/02
3	KC	12/20/69
	IND	1/4/03

Yards Penalized

Most, Game

95	at CIN	1/9/83
94	at CLE	1/3/87
76	at CIN	1/9/10

Fewest, Game

0	at PIT	1/15/05
	at OAK	1/12/02
15	KC	12/20/69

FUMBLES

Most, Game

4	at DEN	1/17/99
	at LAA	1/15/83
3	at BUF	12/27/81
	NE	12/28/85
	OAK	1/12/02

Most Fumbles Lost, Game

4	at DEN	1/17/99
3	at LAA	1/15/83
2	four times	
(last: at OAK 1/12/02)		

Most Fumbles Recovered

(Own and Opponent), Game

3	at LAA	1/15/83
	OAK	12/29/68
2	at CIN	1/9/83
	at MIA	1/23/83
	KC	12/28/86

Most Own Fumbles

Recovered, Game

2	BUF	12/27/81
1	seven times	
(last: at OAK 1/12/02)		

Fumbles Recovered

for Touchdown

Never happened

TURNOVERS

Most, Game

6	at DEN	1/17/99
5	BUF	12/27/81
	at LAA	1/15/83
	at MIA	1/23/83

Fewest, Game



OPPONENTS TEAM RECORDS (PLAYOFFS)

SCORING

Most Points Scored, Game		
38	at OAK	1/12/02
31	BUF	12/27/81
26	NE	12/28/85

Fewest Points Allowed, Game		
0	at MIA	1/23/82
6	KC	1/20/69
10	at DEN	1/17/98
	at HOU	12/29/91

Most Points Scored, Each Half		
1st:	24	BUF 12/27/81
2nd:	23	at DEN 1/17/99

Most Points Scored Each Quarter		
1st:	17	BUF 12/27/81
2nd:	10	OAK 12/29/68
		NE 12/28/85
		at OAK 1/12/02
		at NE 1/7/07
3rd:	20	at DEN 1/17/99
4th:	22	at OAK 1/12/02

Touchdowns Most, Game		
4	BUF	12/27/81
	at OAK	1/12/02
	at NE	1/7/07

Fewest, Game		
0	IND	1/4/03
1	at BAL	1/12/69
2	4 times	(last: at SD 1/17/10)

Points After Touchdown Most, Game		
4	at NE	1/7/07
	BUF	12/27/81
3	JAX	1/10/99
	at OAK	1/12/02
	at OAK	1/12/03
	at IND	1/24/10

Fewest, Game		
0	at BAL	1/12/69
	KC	1/20/69
	KC	12/28/86
	IND	1/4/03

Two-Point Conversions Most, Game		
1	at OAK	1/12/02

Field Goals Most, Game		
4	NE	12/28/85
3	seven times	(last: at IND 1/24/10)

Most Attempted, Game		
6	at CLE	1/3/87
5	KC	1/20/69
	NE	12/28/85

Safetyes Most, Game		
1	KC	12/28/86

FIRST DOWNS

Most, Game		
33	at CLE	1/3/87
27	at IND	1/24/10
26	at NE	1/7/07

Fewest, Game		
10	IND	1/4/03
12	NE	12/28/85
13	at MIA	1/23/83

NET YARDS GAINED

Most, Game		
558	at CLE	1/3/87
502	at OAK	1/12/02
461	at IND	1/24/10
Least, Game		
176	IND	1/4/03
198	at MIA	1/23/83
241	KC	12/28/86

RUSHING

Most Attempts, Game		
43	at PIT	1/15/05
41	at MIA	1/23/83
39	NE	12/28/85

Fewest Attempts, Game		
14	IND	1/4/03
18	at SD	1/17/10
19	OAK	12/29/68

Rushing Yards Most, Game		
215	at OAK	1/12/02
193	at PIT	1/15/05
178	at DEN	1/17/99

Fewest, Game		
44	OAK	12/29/68
52	IND	1/4/03
61	at SD	1/17/10

Average Gain Highest, Game		
7.8	at CIN	1/9/10
6.9	at OAK	1/12/02
6.2	at BAL	1/12/69

Lowest, Game		
2.3	OAK	12/29/68
2.5	NE	12/28/85
2.8	at CLE	1/3/87

Rushing Touchdowns Most, Game		
2	at OAK	1/12/02

PASSING

Most Attempts, Game		
65	at CLE	1/3/87
47	OAK	12/29/68
42	at SD	1/8/05

Fewest Attempts, Game		
16	NE	12/28/85
21	at MIA	1/23/83
27	KC	12/20/69

Pass Completions Most, Game		
34	at CLE	1/3/87
31	at SD	1/8/05
28	at HOU	12/29/91

Fewest, Game		
9	at MIA	1/23/83
12	KC	12/20/69
	NE	12/28/85
	JAX	1/10/99

Completion Percentage Highest, Game		
79.3	at OAK	1/12/02
75.0	NE	12/28/85
73.8	at SD	1/8/05

Lowest, Game		
38.2	at DEN	1/17/99
38.7	JAX	1/10/99
41.5	at BAL	1/12/69

Yards Passing Most, Game		
483	at CLE	1/3/87
393	OAK	12/29/68
377	at IND	1/24/10

Fewest, Game		
60	at MIA	1/23/83
124	IND	1/4/03
146	at CIN	1/9/10

Passing Touchdowns Most, Game		
3	at IND	1/24/10
2	at HOU	12/29/91
	at OAK	1/12/02
	at SD	1/8/05
	at NE	1/7/07

(Passing, cont'd)

Interceptions Thrown Most, Game		
4	at BAL	1/12/69
	BUF	1/27/81
3	at CIN	1/9/83
	at LAA	1/15/83

Fewest, Game		
0	OAK	12/29/68
	KC	12/20/69
	KC	12/28/86
	at DEN	1/17/98
	at IND	1/24/10

Interceptions Returned for Touchdown Most, Game		
1	at MIA	1/23/83
	at NE	1/7/07

Times Sacked Most, Game		
4	at MIA	1/23/83
	at CLE	1/3/87
	at HOU	12/29/91

Fewest, Game		
2	six times	last: at IND 1/24/10

PUNTING

Average Punting Yardage Highest, Game		
44.5	at HOU	12/29/91
	at OAK	1/12/02
44.3	at BAL	1/12/69

Lowest, Game		
33.3	at MIA	1/23/83
33.5	KC	12/20/69
34.2	IND	1/4/03

Punt Returns Most, Game		
7	at CLE	1/3/87
5	at DEN	1/17/98

Fewest, Game		
0	CIN	1/9/83
	at HOU	12/29/91
	at OAK	1/12/02
	IND	1/4/03
	at OAK	1/12/03
	at NE	1/7/07

Punt Return Yards Most, Game		
79	at DEN	1/17/98
65	at CLE	1/3/87
34	at BAL	1/12/69

Fewest, Game		
0	CIN	1/9/83
	at LAA	1/15/83
	at HOU	12/29/91
	at OAK	1/12/02
	IND	1/4/03
	at OAK	1/12/03
	at NE	1/7/07

Punt Return Touchdowns Most, Game		
1	KC	12/28/86

KICKOFF RETURNS

Most, Game		
8	CIN	1/9/83
	IND	1/4/03
7	JAX	1/10/99

Fewest, Game		
1	at MIA	1/23/83
	at HOU	12/29/91
	at DEN	1/17/98

Kickoff Return Yards Most, Game		
158	JAX	1/10/99
139	IND	1/4/03
138	CIN	1/9/83

(Kickoff Returns, cont'd)

Fewest, Game		
0	at HOU	12/29/91
3	at MIA	1/23/83
5	at DEN	1/17/98

Kickoff Return Touchdowns		
Never happened		

PENALTIES

Most, Game		
10	at SD	1/17/10
9	at SD	1/8/05
8	at OAK	1/12/03
	at HOU	12/29/91
	BUF	1/27/81

Fewest, Game		
1	at IND	1/24/10
	KC	12/28/86
	NE	12/28/85
2	IND	1/4/03
	OAK	12/29/68

Yards Penalized Most, Game		
87	at SD	1/17/10
76	at OAK	1/12/02
75	at SD	1/8/05
72	at OAK	1/12/03

Fewest, Game		
5	at IND	1/24/10
	KC	12/28/86
10	NE	12/28/85
	IND	1/4/03

FUMBLES

Most, Game		
3	at MIA	1/23/83
	at HOU	12/29/91
	at SD	1/17/10

Most Fumbles Lost, Game		
2	OAK	12/29/68
	at LAA	1/15/83

Most Fumbles Recovered (Own and Opponent), Game		
6	at DEN	1/17/98
4	NE	12/28/85
	at OAK	1/12/03

Most Own Fumbles Recovered, Game		
3	at SD	1/17/10
2	at MIA	1/23/83
	NE	12/28/85
	at CLE	1/3/87
	at HOU	12/29/91
	at DEN	1/17/98
	at OAK	1/12/03

Fumbles Recovered for Touchdown		
1	BUF	12/27/81
	NE	12/28/85

TURNOVERS		
Most, Game		
5	at BAL	1/12/69
	at LAA	1/15/83

Fewest, Game		
0	KC	12/20/69
	NE	12/28/85
	at DEN	1/17/98
	at OAK	1/12/02

JETS YEAR-BY-YEAR RECORD

Year	W	L	T	Pct.	Division	Head Coach
					Finish	
2009	9	7	0	.563	*2nd	Rex Ryan
2008	9	7	0	.563	3rd	Eric Mangini
2007	4	12	0	.250	3rd	Eric Mangini
2006	10	6	0	.625	*2nd	Eric Mangini
2005	4	12	0	.250	4th	Herman Edwards
2004	10	6	0	.625	*2nd	Herman Edwards
2003	6	10	0	.375	T3rd	Herman Edwards
2002	9	7	0	.563	*T1st	Herman Edwards
2001	10	6	0	.625	*3rd	Herman Edwards
2000	9	7	0	.563	3rd	Al Groh
1999	8	8	0	.500	T4th	Bill Parcells
1998	12	4	0	.750	*1st	Bill Parcells
1997	9	7	0	.563	3rd	Bill Parcells
1996	1	15	0	.063	5th	Rich Kotite
1995	3	13	0	.188	5th	Rich Kotite
1994	6	10	0	.375	5th	Pete Carroll
1993	8	8	0	.500	3rd	Bruce Coslet
1992	4	12	0	.250	4th	Bruce Coslet
1991	8	8	0	.500	*T2nd	Bruce Coslet
1990	6	10	0	.375	4th	Bruce Coslet
1989	4	12	0	.250	5th	Joe Walton
1988	8	7	1	.531	4th	Joe Walton
1987	6	9	0	.400	5th	Joe Walton
1986	10	6	0	.625	*2nd	Joe Walton
1985	11	5	0	.688	*T2nd	Joe Walton
1984	7	9	0	.438	3rd	Joe Walton
1983	7	9	0	.438	T4th	Joe Walton
1982	6	3	0	.667	*6th/AFC	Walt Michaels
1981	10	5	1	.656	*2nd	Walt Michaels
1980	4	12	0	.250	5th	Walt Michaels
1979	8	8	0	.500	3rd	Walt Michaels
1978	8	8	0	.500	3rd	Walt Michaels
1977	3	11	0	.214	T4th	Walt Michaels
1976	3	11	0	.214	4th	Lou Holtz/Mike Holovak
1975	3	11	0	.214	T4th	Charley Winner/Ken Shipp
1974	7	7	0	.500	T3rd	Charley Winner
1973	4	10	0	.286	T4th	Weeb Ewbank
1972	7	7	0	.500	2nd	Weeb Ewbank
1971	6	8	0	.429	T3rd	Weeb Ewbank
1970	4	10	0	.286	3rd	Weeb Ewbank
1969	10	4	0	.714	*1st	Weeb Ewbank
1968	11	3	0	.786	*1st	Weeb Ewbank
1967	8	5	1	.615	2nd	Weeb Ewbank
1966	6	6	2	.500	3rd	Weeb Ewbank
1965	5	8	1	.385	2nd	Weeb Ewbank
1964	5	8	1	.385	3rd	Weeb Ewbank
1963	5	8	1	.385	4th	Weeb Ewbank
1962	5	9	0	.357	4th	Clyde "Bulldog" Turner
1961	7	7	0	.500	3rd	Sammy Baugh
1960	7	7	0	.500	2nd	Sammy Baugh
Totals	331	401	8	.452		

*Advanced to Postseason

From 1960-71, ties were not included in winning percentage.


Following 1971, teams were awarded .5 wins and .5 losses for each tie.



Walt Michaels



HISTORY



HISTORICAL HIGHLIGHTS

The newest reign in franchise history began last year under a man named Rex.

"Coming here to the New York Jets, where my father once coached and was part of the Super Bowl III staff, is fantastic," said Rex Ryan, referencing his dad, Buddy Ryan, upon being named the 15th full-time head coach of the Jets on Jan. 19, 2009. "I look around at the facilities and the people they have in place and see a first-class organization. I'm just proud to be part of it."

"There is no doubt in my mind that Rex has the expertise and instincts to build on the foundation we have in place and take this franchise to the ranks of the NFL's elite," owner Woody Johnson said. "He brings an aggressive, physical brand of football that will captivate our fans and ignite their passion. I'm confident Rex is the right fit for us."

In the circle of history, it is only appropriate that Buddy's son, a ballboy for the 1968 Jets who triumphed in Super Bowl III, should now be orchestrating the Jets' return to the big dance. The seeds of Super Bowl victory were sown in 1959-60, when the New York Titans and the American Football League struggled to life. The kindest way to describe owner Harry Wismer's stewardship was that it was "fraught with controversy" before the bankrupt Titans were taken over by the league in Nov. 1962.

Four months later, the five-man syndicate headed by David A. "Sonny" Werblin bought the Titans, rechristened them the Jets and hired Weeb Ewbank as coach. They got their on-field pilot when quarterback Joe Namath signed his legendary \$427,000 rookie contract the day after the 1965 Orange Bowl. He joined an offensive cast that included wide receivers Don Maynard and George Sauer, the one-two backfield punch of Matt Snell and Emerson Boozer, and a line anchored by perennial AFL All-Star tackle Winston Hill. The defense was built around linebackers Larry Grantham and Al Atkinson and ends Gerry Philbin and Verlon Biggs.

And they took off on a flight plan that in 1969 landed Namath at the Miami Touchdown Club, where he accepted an award and made "the Guarantee" that the Jets in three days would defeat the heavily favored Baltimore Colts.

"When I look back at that period now," Namath reflected decades later, "I realize not only was I a very confident young man, I was also very angry. It was more or less anger and frustration stemming from how everybody was putting the team and the league down that led me to make that guarantee."

Raspberries morphed into respect after the Jets turned five takeaways into a 16-0 lead en route to rocking the football world with their 16-7 win over the Colts at the Orange Bowl on Jan. 12, 1969.

The Jets hosted a playoff game at Shea Stadium in 1969 (a wind-marred 13-6 loss to the Kansas City Chiefs) and made television history, taking on the

Browns on opening night in 1970 when the NFL and ABC first unveiled "Monday Night Football."

The teams of the early Eighties were led by "the New York Sack Exchange," the front four of Joe Klecko, Mark Gastineau, Marty Lyons and Abdul Salaam that piled up QB sacks at a blistering pace. "It always feels good when you feel appreciated," Lyons has said, "and that was reflected in the way we played. We didn't want to disappoint ourselves or our teammates."

That group guided the Jets to the 1981 playoffs, a home AFC Wild Card affair that began badly as Buffalo opened a 24-0 lead and ended heartbreakingly at the Bills 11-yard line with 14 seconds left as Richard Todd's interception sealed their 31-27 loss.

Then Todd, tailback Freeman McNeil and the Sack Exchange led the Jets to a 6-3 record in the strike-shortened 1982 season, and on to two road playoff victories. But the run ended in the Orange Bowl with a 14-0 loss to the Dolphins in the AFC Championship Game — a.k.a. "the Mud Bowl" — on Jan. 23, 1983.

There were playoff berths in 1985 and 1986. The latter appearance ended in a road defeat as the Jets of McNeil and Al Toon, with quarterbacks Ken O'Brien and Pat Ryan and coach Joe Walton, lost to the Browns in the second overtime, 23-20.

For the next decade, there was just one more postseason berth, in 1991, before Bill Parcells' 1998 team almost topped them all. Behind Vinny Testaverde and Curtis Martin, that team finished 12-4 by winning 10 of its last 11, including a 17-10 win at Buffalo that clinched the club's first AFC East title. Then came the first home playoff win since 1986, 34-24 over Jacksonville before a jubilant Meadowlands sellout crowd. But on a windy day at Denver's Mile High Stadium, the Jets 10-0 lead with 25-and-a-half minutes to play, John Elway's Broncos weren't to be denied, striding back for the 23-10 victory on Jan. 17, 1999.

Eleven seasons later, Ryan didn't wait long to get the Jets back as far as Parcells had gotten the '98 team. The '09 Jets went on a run of seven wins in eight games, including road playoff wins at Cincinnati and San Diego, before running out of gas in Lucas Oil Stadium in the second half of the AFC Championship Game in the 30-17 loss to the Colts.

Since Johnson took the franchises' reins in 2000, the Jets have been to the postseason five times. Through '08 they tried to return to the Super Bowl under three coaches (Al Groh, Herm Edwards, Eric Mangini) and three dynamic QBs (Vinny Testaverde, Chad Pennington, Brett Favre). Now in Year 2 for Ryan, QB Mark Sanchez and a top-ranked defense, moving into a new stadium, the Jets may well have their best chance yet to find a companion for the single trophy that stands on display in the lobby of the Atlantic Health Jets Training Center.

HALL OF FAMERS



WEEB EWANK INDUCTED 1978

HEAD COACH (1963-73) • GENERAL MANAGER (1974)

BORN IN RICHMOND, IN, MAY 6, 1907 ... DIED NOV. 17, 1998
... MIAMI (OHIO). . . 1954-62 BALTIMORE COLTS, 1963-73 NEW
YORK JETS ... ONLY COACH TO WIN CHAMPIONSHIPS IN BOTH
NFL, AFL ... LED BOTH COLTS (1958 AND 1959) AND JETS (1968)
TO CHAMPIONSHIPS.

Ewbank is the only head coach to win championships in both the National Football League and the American Football League, and he achieved that remarkable double with teams he patiently built, virtually from scratch, around Hall of Fame quarterbacks.

He took over the NFL's Baltimore Colts in 1954, the second year of their existence, and guided them for nine seasons. The culmination of his tenure was the twin titles the Colts and QB Johnny Unitas won in 1958 and 1959. Baltimore beat the New York Giants both times, by 23-17 in sudden-death overtime in 1958 in "The Greatest Game Ever Played" and by 31-16 the following year.

In 1963, Ewbank moved to the New York Jets, formerly the bedraggled New York Titans from 1960-62. Once Joe Namath was drafted and signed in 1965, the Jets were on the way to their storybook 1968 season that was crowned with their Super Bowl III upset of Weeb's former team, the Colts. Ewbank retired from coaching after the 1973 season with a 134-130-7 record (73-78-6 in 11 Jets seasons).

Weeb, whose nickname came from a younger brother who mispronounced "Wilbur" during his youth in Indiana, was a 5'7" quarterback at Miami University in Oxford, Ohio. He was a teammate of fellow coaching legend Paul Brown, who gave him his first pro football job as a Cleveland Browns assistant coach from 1949-53, during which he helped develop yet another Hall of Fame QB, Otto Graham.

WEEB EWANK'S CAREER RECORD

Year	Team	Season	Playoffs
1954	Colts	3-9-0	—
1955	Colts	5-6-1	—
1956	Colts	5-7-0	—
1957	Colts	7-5-0	—
1958	Colts	9-3-0	1-0, NFL Champions
1959	Colts	9-3-0	1-0, NFL Champions
1960	Colts	6-6-0	—
1961	Colts	8-6-0	—
1962	Colts	7-7-0	—
1963	Jets	5-8-1	—
1964	Jets	5-8-1	—
1965	Jets	5-8-1	—
1966	Jets	6-6-2	—
1967	Jets	8-5-1	—
1968	Jets	11-3-0	2-0, Super Bowl III Champion
1969	Jets	10-4-0	0-1, AFL Eastern Division Champions
1970	Jets	4-10-0	—
1971	Jets	6-8-0	—
1972	Jets	7-7-0	—
1973	Jets	4-10-0	—
Totals		130-129-7 (502)	4-1

Ewbank was enshrined in Canton on July 29, 1978. At the time of his coaching retirement in 1973, his 130 regular-season wins ranked him fifth on the all-time list behind George Halas, Curly Lambeau, Steve Owen and Brown. Ewbank died at 91 on the 30th anniversary of "the Heidi Game," the Jets' 1968 regular-season loss to the Oakland Raiders.



Weeb Ewbank (1978) presented by Colts legend Art Donovan



JOE NAMATH INDUCTED 1985

QUARTERBACK (1965-76)

6'2", 200 . . . BORN IN BEAVER FALLS, PA, MAY 31, 1943 . . . ALABAMA . . . 1965-76 NEW YORK JETS, 1977 LOS ANGELES RAMS . . . FIRST QUARTERBACK TO PASS FOR MORE THAN 4,000 YARDS IN A SEASON, 1967 . . . GUARANTEED, DELIVERED VICTORY OVER COLTS IN SUPER BOWL III.

Namath will always be remembered for delivering on his Miami Touchdown Club "guarantee" and leading the New York Jets to their stunning 16-7 Super Bowl III upset of the heavily favored Baltimore Colts at the Orange Bowl. In 12 Jets seasons, No. 12 enjoyed a career as one of the game's most exciting and highly publicized QBs.

As John Madden, the former Oakland coach and fellow Hall of Famer, argued when Namath was left off the NFL's 75th Anniversary Team: "Some guys have had a lot of accomplishments. But with Joe, here's a guy who made a league."

Namath's place in history was assured with his first pro football act, the signing of a reported \$427,000 contract in 1965 that gave the AFL its biggest victory in its costly interleague war with the NFL (the St. Louis Cardinals had also drafted Namath). "Broadway Joe" won the Jets' starting job in his third game on his way to AFL Rookie of the Year acclaim in 1965.

In 1967, he became the first pro to pass for 4,000 yards in

a season. In 1968, he capped off AFL Player of the Year and unanimous All-Pro selections with MVP honors in Super Bowl III for his efficient 206-yard passing game in the wake of his pre-game guarantee of victory. That Jets' win assured the competitive viability of the fledgling AFL-NFL championship series.

Despite the knee injuries that plagued him, Namath completed 1,886 passes for 27,663 yards and 173 TDs in 12 seasons with the Jets and a final year with the Los Angeles Rams. He enjoyed many exceptional days, one coming in the 1968 AFL title game when he threw three touchdown passes to lead New York's 27-23 win over Madden's Raiders. Another came in September 1972, when he outdid Johnny Unitas' 376-yard passing game with 496 yards and six TDs of his own in the Jets' 44-34 win at Baltimore.

Namath earned all-league accolades four times (1967-69, 1972) and was named to the AFL's all-time team in 1969. He was also selected for four AFL All-Star Games and one Pro Bowl.

JOE NAMATH'S CAREER STATISTICS

Year	Team	G	Att	Comp	Pct	Passing		TD	Int	Rating	Rushing			
						Yds					Att	Yds	Avg	TD
1965	Jets	13	340	164	48.2	2,220		18	15	68.8	8	19	2.4	0
1966	Jets	14	471	232	49.3	3,379		19	27	62.6	6	42	7.0	2
1967	Jets	14	491	258	52.5	4,007		26	28	73.8	6	14	2.3	0
1968	Jets	14	380	187	49.2	3,147		15	17	72.1	5	11	2.2	2
1969	Jets	14	361	185	51.2	2,734		19	17	74.3	11	33	3.0	2
1970	Jets	5	179	90	50.3	1,259		5	12	54.7	1	-1	-1.0	0
1971	Jets	4	59	28	47.5	537		5	6	68.2	3	-1	-0.3	0
1972	Jets	13	324	162	50.0	2,816		19	21	72.5	6	8	1.3	0
1973	Jets	6	133	68	51.1	966		5	6	68.7	1	-2	-2.0	0
1974	Jets	14	361	191	52.9	2,616		20	22	69.4	8	1	0.1	1
1975	Jets	14	326	157	48.2	2,286		15	28	51.0	10	6	0.6	0
1976	Jets	11	230	114	49.6	1,090		4	16	39.9	2	5	2.5	0
1977	Rams	4	107	50	46.7	606		3	5	54.5	4	5	1.3	0
Totals		140	3,762	1,886	50.1	27,663		173	220	65.5	71	140	2.0	7


Additional Career Statistics
Fumble Recovery for TD: 1



NAMATH IN POSTSEASON

Year	Opp	Result	Comp	Passing			TD	Int	Rushing		
				Att	Yds	TD			Att	Yds	TD
1968	OAK	W, 27-23	49	19	266	3	1	1	14	0	0
1968*	BAL	W, 16-7	28	17	206	0	0	0	0	0	0
1969	KC	L, 6-13	40	14	164	0	3	1	1	0	0
Total			117	50	636	3	4	2	15	0	0

*Super Bowl III



DON MAYNARD **INDUCTED 1987**

WIDE RECEIVER (1960-72)

6'1", 185 ... BORN IN CROSBYTON, TX, JAN. 25, 1935 ... TEXAS WESTERN ... 1958 NEW YORK GIANTS, 1960-62 NEW YORK TITANS, 1963-72 NEW YORK JETS, 1973 ST. LOUIS CARDINALS ... 633 RECEPTIONS FOR 11,834 YARDS, 88 TOUCHDOWNS ... AT LEAST 50 CATCHES AND 1,000 YARDS IN FIVE DIFFERENT SEASONS.

Maynard was a man of many distinctions in Jets franchise history. He was the first player to sign with the brand-new New York Titans of the AFL in 1960. He was one of the few noteworthy players left on the Titans when they morphed into the Jets in 1963.

And after 13 seasons, most of them in exquisite collaboration with Joe Namath and another top-notch wideout in George Sauer, Maynard left the Jets with franchise career receiving records that still stand today: receptions (627), yardage (11,732) and touchdowns (88).

He traveled a bumpy road to stardom, beginning with four productive seasons at tiny Texas Western College, for which he was a two-time All-Border Conference halfback and track star. He was a future pick of the New York Giants in 1957 but played only the 1958 season with the Giants before heading north of the border to Hamilton in the CFL in 1959.

Maynard often had to improvise as the Titans' and early Jets' constantly rotating crop of QBs scrambled for their lives. That all changed when, in 1965, Namath arrived on the scene. Maynard had many big games, none bigger than the 27-23 victory over Oakland in the 1968 AFL Championship Game that vaulted the Jets into Super Bowl III. Maynard caught six passes for 118 yards, with his 14-yard touchdown reception in the first quarter giving the Jets the early lead and his 6-yard grab in the fourth quarter providing the game-winning TD.

Maynard never led the AFL or NFL in receiving in any one season, but when he retired after one final year with the St. Louis Cardinals, he was one of only five players with at least 50 catches and 1,000 yards in five different seasons. He was a four-time AFL All-Star (1965, 1967-69) and was named to the AFL's all-time team in 1969. His 633 receptions and 11,834 yards were both pro records when he retired after the 1973 season.

MAYNARD IN POSTSEASON

Year	Team	Result	No	Yds	TD
1968	OAK	W, 27-23	6	118	2
1968*	BAL	W, 16-7	0	0	0
1969	KC	L, 6-13	1	18	0
Totals			7	136	2

*Super Bowl III

DON MAYNARD'S CAREER STATISTICS

Year	Team	G	No	Yds	Avg	TD
1958	Giants	12	5	84	16.8	0
1960	Titans	14	72	1,265	17.6	6
1961	Titans	14	43	629	14.6	8
1962	Titans	14	56	1,041	18.6	8
1963	Jets	12	38	780	20.5	9
1964	Jets	14	46	847	18.4	8
1965	Jets	14	68	1,218	17.9	14
1966	Jets	14	48	840	17.5	5
1967	Jets	14	71	1,434	20.2	10
1968	Jets	13	57	1,297	22.8	10
1969	Jets	11	47	938	20.0	6
1970	Jets	10	31	525	16.9	0
1971	Jets	14	21	408	19.4	2
1972	Jets	14	29	510	17.6	2
1973	Cardinals	2	1	18	18.0	0
Totals		186	633	11,834	18.7	88

Additional Career Statistics

Rushing: 24-70; **Two Point Conversions:** 2;
Punt Returns: 26-132; **Kickoff Returns:** 14-343



Don Maynard (1987) presented by Joe Namath



JOHN RIGGINS **INDUCTED 1992**

RUNNING BACK (1971-75)

6'2", 240 . . . BORN IN SENECA, KS, AUG. 4, 1949 . . . KANSAS . . . 1971-75 NEW YORK JETS, 1976-79, 1981-85 WASHINGTON REDSKINS . . . 11,352 RUSHING YARDS, 116 TOTAL TOUCHDOWNS . . . MVP OF SUPER BOWL XVII WITH 166 RUSHING YARDS, INCLUDING GAME-WINNING 43-YARD TD RUN

Riggins cemented his NFL reputation as a Redskin, but for the first five years of his 14-year career, he built his Hall of Fame foundation in New York.


"Riggo," an All-American at Kansas, was the Jets' first pick, sixth overall, in 1971. He was the quintessential workhorse ball-carrier who specialized in gaining tough yardage in big games.

He played that half-decade in green, rushing for 3,880 yards on 928 carries (4.2-yard average) and 25 touchdowns. Then he left for the Redskins as a free agent and played nine more seasons.

Riggins rushed for more than 1,000 yards five times (once as a Jet) and for more than 100 yards in 35 games (10 as a

Jet). He piled up impressive career stats — 11,352 yards and 104 touchdowns rushing, 13,442 yards and 116 touchdowns from scrimmage.

In Super Bowl XVII, he was named MVP for his 166 rushing yards on a then-record 38 carries, including the relentless 43-yard touchdown run that clinched Washington's 27-17 victory over Miami. Riggins followed that Super Bowl success with a sensational 1983 campaign in which he rushed for a career-high 1,347 yards and 24 touchdowns, setting a league record that stood for 12 seasons. After Super Bowl XVIII, he was named All-Pro for the only time in his career.



RONNIE LOTT **INDUCTED 2000**

SAFETY (1993-94)


6'0", 203 . . . BORN IN ALBUQUERQUE, NM, MAY 8, 1959 . . . SOUTHERN CALIFORNIA . . . 1981-90 SAN FRANCISCO 49ERS, 1991-92 LOS ANGELES RAIDERS, 1993-94 NEW YORK JETS . . . 10 PRO BOWLS, EIGHT-TIME ALL-PRO, 63 CAREER INTERCEPTIONS . . . NAMED TO NFL'S 75TH ANNIVERSARY TEAM.

Lott made only a career-closing two-year stop with the Jets, but he brought a lot with him: his hard-hitting style, winning mentality, trademark athleticism and uncanny ability to sense the direction a play was about to take and then somehow disrupt it.

An All-American at USC, Lott was San Francisco's first-round selection, eighth overall, in 1981. He was the 49ers' starting left cornerback from his first day in training camp. In his rookie season, he led a young secondary that helped the Niners win Super Bowl XVI. En route, he became the second rookie in NFL history to return three interceptions for touchdowns.

Lott played and started at all four base secondary positions in his 14-year career and earned 10 Pro Bowl invitations. In 1986, perhaps his finest season, he played 14 games at FS before an injury sidelined him, yet led the league with a career-high 10 interceptions.

He had five 100-tackle seasons and finished with 63 career interceptions, his final three coming with the Jets in 1993. In 20 playoff starts, he had nine interceptions, 89 tackles, one forced fumble, one fumble recovery and two touchdowns, and earned four Super Bowl rings with the 49ers.



ART MONK **INDUCTED 2008**

WIDE RECEIVER (1994)

6'3", 210...BORN IN WHITE PLAINS, NY, DECEMBER 5, 1957...SYRACUSE ...1980-1993 WASHINGTON REDSKINS, 1994 NEW YORK JETS, 1995 PHILADELPHIA EAGLES. . .FINISHED CAREER WITH 940 CATCHES. . . NAMED TO THREE PRO BOWLS. . .ALL-PRO CHOICE TWICE.

Monk came quietly to the Jets for the penultimate year of his pro career, 1994. He was the respected, soft-spoken third option in the Jets' passing game behind fellow Syracuse product Rob Moore and Johnny Mitchell. Monk then exited as quietly as he had arrived. But he contributed some of his greatness in his 16 games as a Jet that helped him gain entry to the Pro Football Hall of Fame's Class of 2008.

He had modest numbers (46 passes, 581 yards, three touchdowns) that year, but he caught at least one pass in every game. That became significant in Game 14, when on the first of-

fensive play, Boomer Esiason went to him for a 5-yard completion that lifted Monk past Steve Largent to his then NFL-record 178th consecutive game with a reception.

Monk left with that record and the pro mark for most career receptions, which rose to 183 consecutive games and 940 catches, both records since eclipsed by Jerry Rice. Monk's 14 seasons in Washington were where he starred — nine 50-reception seasons, including his then-record 106 catches in 1984, five 1,000-yard seasons, three Pro Bowl berths, two All-Pro selections and three Super Bowl titles.



ALL-TIME ALPHABETICAL ROSTER (THROUGH 2009 SEASON)

A	Player	GP/GS	Pos	Years	College
	Abraham, Donnie	40/34	CB	2002-04	E. Tennessee State
	Abraham, John	73/64	DE	2000-05	South Carolina
	Abramowitz, Sid	1/-	T	1985	Tulsa
	Abuzzese, Ray	26/-	DB	1965-66	Alabama
	Adamle, Mike	26/7	RB	1973-74	Northwestern
	Adkins, Margene	13/4	WR	1973	Hutchinson JC
	Aguiar, Louie	48/0	P-K	1991-93	Utah State
	Ainge, Erik	0/0	QB	2008-	Tennessee
	Alexander, Dan	192/182	G	1977-89	Louisiana State
	Alexander, Dave	7/7	C	1996	Tulsa
	Alexander, Rogers	1/-	LB	1986	Penn State
	Alford, Darnell	2/0	G	2002	Boston College
	Alford, Lynwood	1/-	LB	1987	Syracuse
	Alipate, Tuineau	8/0	LB	1994	Washington
	Allard, Don	1/-	QB	1961	Boston College
	Allegre, Raul	1/0	K	1991	Texas
	Alvers, Steve	3/-	TE-C	1982	Miami (FL)
	Arnes, Dave	5/-	HB	1961	Richmond
	Anderson, Maurice	0/0	DT	2000	Virginia
	Anderson, Richie	134/76	RB	1993-02	Penn State
	Anderson, Stevie	10/0	WR	1993-94	Grambling
	Apple, Jim	3/-	HB	1961	Upsala
	Arthur, Gary	21/0	TE	1970-71	Miami (OH)
	Askew, B.J.	55/6	FB	2003-06	Michigan
	Atkins, Bill	9/0	DB	1962-63	Auburn
	Atkinson, Al	120/0	LB	1965-74	Villanova
	Atwater, Steve	12/11	FS	1999	Arkansas
	Augustyniak, Mike	27/18	FB	1981-83	Purdue
	Austin, Darrell	45/18	G-C	1975-78	South Carolina
	Austin, Raymond	16/0	DB	1997	Tennessee
	Avellini, Bob	0/0	QB	1984	Maryland

B	Player	GP/GS	Pos	Years	College
	Bailey, Henry	8/0	WR-KR	1996	UNLV
	Bailey, Jim	14/5	DT	1975	Kansas
	Bain, Bill	4/-	T	1986	Southern Cal
	Baird, Bill	98/-	DB	1963-69	San Francisco State
	Baker, Chris	99/51	TE	2002-08	Michigan State
	Baker, Larry	2/-	T	1960	Bowling Green
	Baker, Ralph	142/-	LB	1964-74	Penn State
	Baldwin, Don	8/0	DE	1987	Purdue
	Baldwin, Tom	64/10	DT	1984-88	Tulsa
	Ball, Dave	13/0	DE	2005-06	UCLA
	Ball, David	0/0	WR	2007	New Hampshire
	Banker, Ted	59/34	G-T	1984-88	SE Missouri State
	Banta, Bradford	16/0	TE	2000	Southern Cal
	Barber, Kurt	50/0	LB-DE	1992-95	Southern Cal
	Barber, Marion	85/11	RB	1982-88	Minnesota
	Barlum, Jerome	158/136	WR-TE	1972-83	Jackson State
	Barlow, Kevan	12/3	RB	2006	Pittsburgh
	Barndt, Tom	6/1	DT	2001	Pittsburgh
	Barnes, Darian	5/3	FB	2007	Hampton
	Barnes, Ernie	5/-	T	1960	N. Carolina College
	Barrett, David	69/37	CB	2004-08	Arkansas
	Barton, Eric	68/65	LB	2004-08	Maryland
	Barzilauskas, Carl	49/-	DT	1974-77	Indiana
	Bates, Michael	8/0	RB-KR	2003	Arizona
	Bates, Ted	8/-	LB	1963	Oregon State
	Battle, Mike	28/0	DB	1969-70	Southern Cal
	Batton, Bobby	8/0	RB	1980	UNLV
	Baxter, Brad	94/73	FB	1989-95	Alabama State
	Baxter, Fred	102/33	TE	1993-00	Auburn
	Bayless, Tom	2/0	G	1970	Purdue
	Beach, Sanjay	1/0	WR	1989	Colorado State
	Beasley, Aaron	31/31	CB	2002-03	West Virginia
	Beavers, Aubrey	7/0	LB	1996	Oklahoma
	Becht, Anthony	78/73	TE	2000-04	West Virginia
	Bell, Bobby	15/2	LB	1984	Missouri
	Bell, Ed	14/-	DB	1960	Pennsylvania

Player	GP/GS	Pos	Years	College
Bell, Ed	81/-	WR	1970-75	Idaho State
Bell, Geno	-/-	DT	1998	Arkansas
Bell, Kevin	9/0	WR	1978	Lamar
Bender, Jacob	2/0	OL	2007-	Nicholls State
Benfatti, Lou	19/0	DT	1994-96	Penn State
Bennett, Barry	81/55	DE-DT	1982-88	Concordia (MN)
Bennett, Woody	25/0	RB	1979-80	Miami (FL)
Benson, Troy	58/43	LB	1986-89	Pittsburgh
Bernhardt, Roger	14/1	G	1974	Kansas
Bernich, Ken	5/0	LB	1975	Auburn
Bernstein, Alex	0/0	G	1998	Amherst
Bethea, Adam	-/-	DE	1987	Wichita State
Beverly, Randy	40/-	CB	1967-69	Colorado State
Biggs, Verlon	80/-	DE	1965-70	Jackson State
Bingham, Guy	125/33	C-G-T	1980-88	Montana
Bjorklund, Hank	30/0	RB	1972-74	Princeton
Blake, Jeff	3/0	QB	1992-93	East Carolina
Blanchard, Cary	27/0	K	1992-93	Oklahoma State
Blanton, Ed	0/0	T	2006	UCLA
Blaylock, Derrick	11/3	RB	2005-06	Stephen F. Austin
Bleamer, Jeff	8/-	T	1977	Penn State
Bligen, Dennis	20/4	RB	1984-87	St. John's
Blinka, Stan	72/58	LB	1979-83	Sam Houston State
Boatswain, Harry	16/4	G-T	1996	New Haven
Bob, Adam	5/-	LB	1989	Texas A&M
Bobo, Hubert	28/-	LB	1961-62	Ohio State
Bock, John	10/7	C	1995	Indiana State
Bohling, Dewey	19/-	HB	1960-61	Hardin-Simmons
Bollinger, Brooks	12/9	QB	2003-05	Wisconsin
Bookman, John	8/-	DB	1961	Miami (FL)
Boose, Dorian	33/0	DE	1998-00	Washington State
Booty, John	38/2	DB	1988-90	Texas Christian
Booser, Emerson	118/-	RB	1966-75	Maryland State
Bowens, David	32/7	LB	2007-08	Western Illinois
Boyer, Mark	43/42	TE	1990-92	Southern Cal
Brady, Kyle	63/57	TE	1995-98	Penn State
Brannan, Solomon	12/0	DB	1967	Morris Brown
Brien, Doug	32/0	K	2003-04	California
Briggs, Walter	1/0	QB	1987	Montclair State
Brim, Mike	32/28	CB	1991-92	Virginia Union
Brisby, Vincent	3/1	WR	2000	NE Louisiana
Brister, Bubby	9/4	QB	1995	NE Louisiana
Brister, Willie	24/3	TE	1974-75	Southern
Brock, Matt	32/31	DT	1995-96	Oregon
Brooks, Bob	14/-	HB	1961	Ohio
Brooks, Clifford	1/-	S	1976	Tennessee State
Brophy, Jay	3/3	LB	1987	Miami (FL)
Brown, A.B.	33/1	RB	1989-92	West Virginia
Brown, Chris	1/-	T	1987	Lamar
Brown, Corwin	32-1	CB	1997-98	Michigan
Brown, James	44/19	T	1993-95	Virginia State
Brown, Kareem	1/0	DL-TE	2007-08	Miami (FL)
Brown, Lance	0/0	CB	1996	Indiana
Brown, Mark	28/17	LB	2003-05	Auburn
Brown, Preston	16/1	WR	1983	Vanderbilt
Browne, Gordie	23/-	T	1974-75	Boston College
Browning, Charlie	1/0	HB	1965	Washington
Bruckner, Nick	32/0	WR	1983-85	Syracuse
Bryant, Roderick	13/0	CB	2004	Idaho
Buckey, Don	4/0	WR	1976	N. Carolina State
Buckley, Terrell	16/0	CB	2004	Florida State
Budrewicz, Tom	2/-	G	1961	Brown
Bundren, Jim	0/0	OL	1998	Clemson
Burger, Todd	16/16	G	1998	Penn State
Burgess, Fernandez	11/0	S	1984	Morris Brown
Burke, Joe	2/0	RB	1987	Rutgers
Burke, John	7/1	TE	1997	Virginia Tech
Burkett, Chris	76/32	WR	1989-93	Jackson State
Burns, Bob	14/2	RB	1974	Georgia
Burns, Lamont	4/3	G-C	1997	East Carolina

Player	GP/GS	Pos	Years	College	Player	GP/GS	Pos	Years	College
Burton, Al	-/-	DE	1977	Bethune-Cookman	Cotchery, Jerricho	89/60	WR	2004-	N. Carolina State
Burton, Leon	14/-	HB	1960	Arizona State	Cowart, Sam	40/33	LB	2002-04	Florida State
Burton, Shane	31/29	DE-DT	2000-01	Tennessee	Cox, Bryan	43/36	LB	1998-00	W. Illinois
Butler, Bob	1/-	G	1963	Kentucky	Crabbe, Bob	46/33	LB	1982-87	Notre Dame
Butler, Terry	1/0	RB	2005	Villanova	Crane, Paul	88/-	LB	1966-72	Alabama
Buttle, Greg	110/107	LB	1976-84	Penn State	Criswell, Jeff	108/104	T	1988-94	Graceland (IA)
Byars, Keith	13/9	FB	1998	Ohio State	Crosby, Ron	69/20	LB	1979-83	Penn State
Byrd, Dennis	57/40	DT-DE	1989-92	Tulsa	Crutchfield, Buddy	4/0	CB	1999	N. Carolina Central
C					Crutchfield, Dwayne	17/9	FB	1982-83	Iowa State
Cadigan, Dave	69/51	G-T	1988-93	Southern Cal	Cummings, Ed	11/-	LB	1964	Stanford
Cadrez, Glenn	49/0	LB	1992-95	Houston	Cummings, Kenwin	0/0	LB	2008-	Wingate
Callahan, Dan	9/-	G	1960-61	Akron	Cunningham, Eric	17/0	G	1979-80	Penn State
Cambal, Dennis	9/0	TE	1973	William & Mary	Curtis, Travis	14/3	S	1990	West Virginia
Campbell, Ken	1/-	WR	1960	W. Chester State	D				
Campbell, Khary	13/0	LB	2002-03	Bowling Green	D'Agostino, Frank	2/-	G	1960	Auburn
Canley, Sheldon	1/0	RB	1992	San Jose State	D'Agostino, Lou	9/0	RB	1996	Rhode Island
Capria, Carl	1/0	S	1975	Purdue	D'Amato, Mike	13/0	DB	1968	Holstra
Carpenter, Rob	35/0	WR-KR	1992-94	Syracuse	Dailey, Casey	6/0	LB	1999	Northwestern
Carpenter, Rob	15/4	S-KR	1995-96	Miami (OH)	Darby, Paul	23/0	WR	1979-80	SW Texas State
Carpenter, Steve	3/-	S	1980	Western Illinois	Darling, James	32/0	LB	2001-02	Washington State
Carrell, Duane	16/0	P	1976-77	Florida State	Davidson, Chy	4/-	WR	1984-85	Rhode Island
Carroll, Ahmad	22/0	DB	2008-09	Arkansas	Davis, Bob	28/8	QB	1970-72	Virginia
Carroll, Jim	6/-	LB	1969	Notre Dame	Davis, Chris	2/0	WR	2007-	Wake Forest
Carson, Kern	10/0	HB	1965	San Diego State	Davis, Darrell	28/-	DE	1998-91	Texas Christian
Carter, Dexter	10/0	RB-KR	1995	Florida State	Davis, Jerry	6/-	DB	1975	Morris Brown
Carter, Gerald	3/-	WR	1980	Texas A&M	Davis, Steve	26/1	RB	1975-76	Delaware State
Carter, Jonathan	22/1	WR	2002-04	Troy State	Davis, Tyrone	6/0	TE-WR	1995-96	Virginia
Carter, Quincy	7/3	QB	2004	Georgia	Davidson, Andrew	6/0	CB	2002	Kansas
Carter, Russell	40/35	DB	1984-87	SMU	Dawkins, Dale	36/0	WR	1990-93	Miami (FL)
Carter, Tyrone	16/10	S	2003	Minnesota	Day, Terry	1/0	DE	1997	Mississippi State
Cascadden, Chad	60/12	LB	1995-98	Wisconsin	Dearth, James	144/0	TE-L	2001-09	Tarleton State
Casillas, Tony	23/16	DT	1994-95	Oklahoma	DeFelice, Nick	17/-	T	1965-66	S. Connecticut
Caster, Richard	107/89	TE-WR	1970-77	Jackson State	DeLoach, Ralph	1/-	DE	1981	California
Cavka, Marko	0/0	T	2004	Sacramento State	DeLuca, Sam	39/-	G	1964-66	South Carolina
Caylor, Drew	0/0	C	2004	Stanford	Demory, Bill	7/3	QB	1973	Arizona
Ceaser, Curtis	4/0	WR	1995	Grambling	Dennis, Mike	4/2	CB	1984	Wyoming
Cecere, Mike	0/0	DE	2001	Delaware	Dennison, Glenn	16/9	TE	1984	Miami (FL)
Celestine, Oliver	20/0	DB	2004-05	Texas Southern	Denson, Keith	2/-	WR-KR	1976	San Diego State
Chaffey, Pat	17/0	RB	1992-93	Oregon State	DeOssie, Steve	7/0	LB	1993	Boston College
Chalenski, Mike	15/7	DE-DT	1996	UCLA	DeVito, Mike	38/1	DE	2007-	Maine
Chatham, Matt	25/0	LB	2006-07	South Dakota	Dierking, Scott	102/50	RB	1977-83	Purdue
Chatman, Jesse	3/0	RB	2008	E. Washington	Diggs, Shelton	7/0	WR	1977	Southern Cal
Chickillo, Tony	2/1	DE	1987	Miami (FL)	Dixon, Cal	55/12	C	1992-95	Florida
Chirico, John	3/1	RB	1987	Columbia	Dixon, Ronnie	5/3	DT	1997	Cincinnati
Chlebek, Ed	2/-	QB	1963	W. Michigan	Dixon, Tannis	3/0	WR-KR	1989	Troy State
Chomyszak, Steve	2/0	DT	1966	Syracuse	Dockery, John	45/17	CB-WR	1968-71	Harvard
Chretien, Wayne	152/104	WR	1995-05	Hofstra	Dombrowski, Leon	1/-	G	1960	Delaware
Christy, Dick	39/-	HB-KR	1961-63	N. Carolina State	Domres, Marty	12/2	QB	1977	Columbia
Christy, Earl	30/0	DB-KR	1966-68	Maryland State	Donnahoo, Roger	14/-	DB	1960	Michigan State
Clarke, Adrien	14/14	G	2007	Ohio State	Dorow, Al	28/27	QB	1960-61	Michigan State
Clemens, Kellen	24/9	QB	2006-	Oregon	Douglas, Hugh	40/28	DE	1995-97	Central State (OH)
Clement, Anthony	32/32	OT	2006-07	Louisiana-Lafayette	Douglas, Marques	16/12	DE	2009	Howard
Clements, Chuck	1/0	QB	1997	Houston	Dressen, Joel	14/0	TE	2005	Colorado State
Clifton, Kyle	204/149	LB	1984-96	Texas Christian	Dressel, Chris	38/10	TE	1989-91	Stanford
Clowney, David	15/4	WR	2007-	Virginia Tech	Duckworth, Robert	2/-	DB	1986	S. Mississippi
Cobb, Reggie	15/0	RB	1996	Tennessee	Dudek, Mitch	14/-	G	1966	Xavier
Cockrell, Gene	42/-	T	1960-62	Hardin-Simmons	Duffy, Roger	123/70	C-G	1990-97	Penn State
Coffield, Timmy	6/2	LB	1989	Elizabeth City State	Dukes, Mike	3/-	LB	1965	Clemson
Cole, Marquice	11/0	CB	2009-	Northwestern	Dunn, Damon	1/0	WR	2000	Stanford
Cole, Robin	16/4	LB	1988	New Mexico	Dunn, K.D.	16/3	TE	1988-89	Clemson
Coleman, Drew	51/5	CB	2006-	TCU	Dupre, Chuck	14/-	DB	1960	Baylor
Coleman, Erik	63/50	S	2004-07	Washington State	Dwight, Tim	9/2	WR-PR	2006	Iowa
Coleman, Kenyon	32/29	DE	2007-08	UCLA	Dykes, Donald	46/27	CB	1979-81	SE Louisiana
Coleman, Keo	6/0	LB	1992	Mississippi State	Dykes, Sean	6/2	CB	1987	Bowling Green
Coleman, Marcus	91/48	CB	1996-01	Texas Tech	Dyson, Andre	24/15	CB	2006-07	Utah
Coles, Laveranues	105/90	WR	2000-02, 05-08	Florida State	E				
Collins, Trent	3/3	S	1987	San Diego State	Earley, Jim	2/0	FB	1978	Michigan State
Conrad, J.R.	12/1	C-T-G	1997	Oklahoma	Early, Quinn	16/3	WR	1999	Iowa
Conway, Brett	1/0	K	2000	Penn State	Eason, Tony	18/2	QB	1989-90	Illinois
Conway, Curtis	16/15	WR	2003	Southern Cal	Eatman, Irv	28/28	T	1991-92	UCLA
Cooke, Ed	48/-	DE	1960-63	Maryland	Ebersole, John	108/61	LB	1970-77	Penn State
Coombs, Tom	15/1	TE	1982	Idaho	Elam, Abram	29/17	S	2007-08	Kent State
Cooper, Thurlow	41/-	TE	1960-62	Maine	Edwards, Braylon	12/11	WR	2009-	Michigan
Cornelson, Martin	3/-	C	1987	N. Carolina State	Elam, Onzy	9/0	LB	1987-88	Tennessee State
Corvino, Anthony	2/-	G-T	1987	S. Connecticut	Elder, Donnie	10/0	CB	1985	Memphis State
Coss, Eric	3/3	G-C	1987	Temple					



Player	GP/GS	Pos	Years	College
Eliopoulos, Jim	27/-	LB	1983-85	Wyoming
Elliott, John (Jumbo)	87/58	T	1996-2000, '02	Michigan
Elliott, John	85/-	DT	1967-73	Texas
Ellis, Kwame	8/0	CB	1996	Stanford
Ellis, Roger	43/-	C	1960-62	Maine
Ellis, Shaun	156/142	DE	2000-	Tennessee
Enzor, Jamar	1/0	LB	2005	Cincinnati
Epps, Phillip	10/-	WR	1999	Texas Christian
Esionas, Boomer	43/42	QB	1993-95	Maryland
Evans, Donald	20/20	DT	1994-95	Winston-Salem State
Evans, Jim	21/-	WR	1964	Texas Western
Evans, Josh	23/16	DT	2002-04	Ala.-Birmingham

F				
Faola, Nu'u	42/0	FB	1986-88	Hawaii
Fabini, Jason	114/114	T	1998-05	Cincinnati
Fagan, Julian	14/0	P	1973	Mississippi
Fanece, Alan	32/32	G	2008-09	Louisiana State
Farasopoulos, Chris	36/25	S-KR	1971-73	Brigham Young
Farmer, Robert	130	RB	1999	Notre Dame
Farmer, Roger	4/0	WR	1979	Baker (KS)
Farrion, James	76/43	LB	1997-01	Virginia
Faulkner, Jeff	4/0	DT	1996	Southern
Faurot, Ron	20/13	DE-LB	1984-85	Arkansas
Fave, Brett	16/16	QB	2008	Southern Mississippi
Feely, Jay	16/0	K	2008-09	Michigan
Felt, Dick	28/-	DB	1960-61	Brigham Young
Ferguson, Bill	24/5	LB	1973-74	San Diego State
Ferguson, D'Brickashaw	64/64	T	2006-	Virginia
Ferguson, Jason	101/84	DT	1997-04	Georgia
Ferguson, Nick	39/1	S	2000-02	Georgia Tech
Ficca, Dan	56/-	G	1963-66	Southern Cal
Fiedler, Jay	2/0	QB	2005	Dartmouth
Fields, Jerry	19/-	LB	1961-62	Ohio State
Fields, Joe	173/154	C	1975-87	Widener
Finkes, Matt	8/0	LB	1997	Ohio State
Finnie, Roger	38/-	T-DT	1969-72	Florida A&M
Fiore, Dave	0/0	G	1996	Hofstra
Fishback, Joe	0/0	DB	1992	Carson-Newman
Flick, Tom	0/0	QB	1987	Washington
Flowers, Charlie	4/-	RB	1962	Mississippi
Flowers, Larry	6/0	S	1985	Texas Tech
Floyd, George	15/2	DB	1982-84	E. Kentucky
Flynn, Don	7/-	HB	1961	Houston
Foley, Dave	29/-	T	1969-71	Ohio State
Foley, Glenn	18/8	QB	1994-98	Boston College
Fontes, Wayne	9/-	DB	1962	Michigan State
Foster, Derrick	3/-	RB	1987	William Paterson
Foster, Jerome	5/0	DE	1986-87	Ohio State
Fournet, Sid	28/-	G	1962-63	Louisiana State
Fowler, Bob	1/-	FB	1962	Tennessee-Martin
Fowler, Ryan	8/0	LB	2009	Duke
Franks, Bubba	8/4	TE	2008	Miami (FL)
Franks, Elvis	3/-	DE	1986	Morgan State
Frase, Paul	96/44	DE-DT	1988-94	Syracuse
Frost, Scott	43/1	S	1998-00	Nebraska
Furey, James	9/-	DB	1961	Kansas State

G				
Gaffney, Derrick	100/68	WR	1978-84, 1987	Florida
Gaines, Clark	65/35	FB	1976-80	Wake Forest
Galbreath, Harry	15/8	G	1996	Tennessee
Galigher, Ed	60/-	DT-DE	1972-76	UCLA
Gallery, Nick	1/0	P	1998	Iowa
Galvin, John	41/0	LB	1988, 1990-91	Boston College
Gantt, Greg	28/0	P	1974-75	Alabama
Garalczyk, Mark	7/-	DE	1988	W. Michigan
Garbarczyk, Tony	2/-	DE	1987	Wake Forest
Gardner, Barry	16/1	LB	2005	Northwestern
Garnes, Sam	32/32	SS	2002-03	Cincinnati
Garrett, Carl	13/0	RB	1975	New Mexico Highlands
Gastineau, Mark	137/107	DE	1979-88	E. Central (OK)
Geier, Mitch	-/-	G-T	1987	Troy State
Gholston, Vernon	29/3	LB	2008-	Ohio State
Giammona, Louie	14/3	RB-KR	1976	Utah State
Gisler, Mike	32/0	C-G	1998-99	Houston
Glenn, Aaron	121/20	CB	1994-01	Texas A&M

Player	GP/GS	Pos	Years	College
Glenn, Howard	4/-	G	1960	Linfield
Glenn, Jason	55/1	LB	2001-04	Texas A&M
Glenn, Kerry	39/9	CB	1987-89	Minnesota
Goddard, Na'Shan	0/0	OL	2006	South Carolina
Godfrey, Chris	6/0	DT	1980	Michigan
Goodspeed, Dan	0/0	OL	2001	Kent State
Goodwin, Jonathan	58/13	G	2002-05	Michigan
Gordon, Alex	41/40	LB	1987-89	Cincinnati
Gordon, Cornell	54/-	CB	1965-69	N. Carolina A&T
Gordon, Dwayne	63/17	LB	1997-00	New Hampshire
Gowin, Toby	16/0	P	2004	North Texas
Gragg, Scott	16/7	T	2005	Montana
Graham, Ben	51/0	P	2005-08	Deakin (Australia)
Graham, Don	-/-	LB	1988	Penn State
Graham, Jeff	27/25	WR	1996-97	Ohio State
Graham, Scottie	2/0	RB	1992	Ohio State
Grant, Reggie	14/0	DB	1978	Oregon
Grantham, Larry	175/-	LB	1960-72	Mississippi
Gray, Jim	6/-	DB	1966	Toledo
Gray, Moses	5/-	T	1961-62	Indiana
Green, Cornell	0/0	T	2000-01	Central Florida
Green, Eric	10/7	TE	1999	Liberty
Green, Howard	12/0	DT	2009	Louisiana State
Green, John	12/8	QB	1962-63	Tenn.-Chattanooga
Green, Ray	8/0	CB	2003	South Carolina
Green, Victor	139/108	SS	1993-01	Akron
Greene, Shonn	14/0	RB	2009-	Iowa
Greenwood, Carl	24/2	CB	1995-96	UCLA
Gregory, Ken	14/-	WR	1963	Whittier
Gresham, Bob	21/-	RB	1975-76	West Virginia
Griggs, Billy	64/16	TE	1985-89	Virginia
Grossart, Kyle	-/-	QB	1981	Oregon State
Grosscup, Lee	8/-	QB	1962	Utah
Gucciardo, Pat	1/-	DB	1966	Kent State
Guesman, Dick	45/-	DT-K	1960-63	West Virginia
Guilbeau, Rusty	56/13	LB-DE	1982-86	McNeese State
Gunn, Mark	45/13	DE	1991-94, 1996	Pittsburgh
Gunter, Greg	4/0	C	1985	C.W. Post

H				
Hagood, Jay	2/0	T	1997	Virginia Tech
Haight, Mike	56/43	G-T	1986-91	Iowa
Hail, Galen	13/-	QB	1963	Penn State
Hall, John	95/0	K	1997-02	Wisconsin
Hamilton, Bobby	70/13	DE	1996-99, 2006	S. Mississippi
Hamilton, Harry	46/34	S	1984-87	Penn State
Hamilton, Lawrence	0/0	WR	2003	Stephen F. Austin
Hamilton, Rick	15/4	LB	1996	Central Florida
Hammond, Steve	2/-	LB	1988	Wake Forest
Hansen, Brian	70/0	P	1994-98	Sioux Falls
Hansen, Carl	5/0	DT	1998	Stanford
Hardee, Billy	14/9	CB	1977	Virginia Tech
Harkey, Steve	25/-	RB	1971-72	Georgia Tech
Harmon, Mike	9/-	WR	1983	Mississippi
Harper, Alan	11/0	DT	2002-04	Fresno State
Harper, Bruce	99/12	RB-KR	1977-84	Kutztown State
Harper, Michael	35/6	WR-KR	1986-89	Southern Cal
Harrell, Rick	4/0	C	1973	Clemson
Harris, David	43/36	LB	2007-	Michigan
Harris, Jim	42/-	DT	1965-67	Utah State
Hart, Pete	14/-	FB	1960	Hardin-Simmons
Hartssock, Ben	16/7	TE	2009-	Ohio State
Haselrig, Carlton	11/11	G	1995	Pitt-Johnstown
Haselrig, Clint	5/-	WR	1976	Michigan
Haslett, Jim	3/2	LB	1987	Indiana (PA)
Hasty, James	11/111	CB	1988-94	Washington State
Hatchette, Matthew	11/0	WR	2001	Langston
Hayes, Chris	78/9	S	1997-01	Washington State
Hayes, Melvin	4/0	T	1995-96	Mississippi State
Hayes, Ray	6/0	DT	1968	Toledo
Hayes, Windrell	9/0	WR	2000	Southern Cal
Haynes, Abner	3/-	HB	1967	N. Texas State
Heath, Jo Jo	2/-	DB	1987	Pittsburgh
Hector, Johnny	126/36	RB	1983-92	Texas A&M
Heeter, Gene	25/-	TE	1963-65	West Virginia
Henderson, Jamie	32/0	CB	2001-04	Georgia
Henderson, Jerome	29/23	DB	1997-98	Clemson

Player	GP/GS	Pos	Years	College
Henke, Karl	6/-	DE	1968	Tulsa
Hennessy, John	46/18	DE-LB	1977-79	Michigan
Hennigan, Mike	38/14	LB	1976-78	Tennessee Tech
Henry, Marcus	0/0	WR	2008-	Kansas
Herman, Dave	128/-	G	1964-73	Michigan State
Herdman, Don	8/-	DB	1960	Tampa
Hicks, Clifford	26/0	CB-KR	1993-94	Oregon
Hicks, Eric	11/0	DE	2007	Maryland
Hicks, W.K.	41/-	S	1970-72	Texas Southern
Hill, Winston	195/-	T	1963-76	Texas Southern
Hilton, Zach	0/0	TE	2006	North Carolina
Hinton, Chuck	12/10	DT	1971	N. Carolina College
Hobson, Victor	76/58	LB	2003-07	Michigan
Hodges, Reggie	12/0	P	2008	Ball State
Hodgins, James	6/0	FB	2006	San Jose State
Hoey, George	5/3	DB	1975	Michigan
Hogan, Marc	3/3	CB	1987	Tennessee
Hollomon, Gus	39/-	S	1970-72	Houston
Hollowell, T.J.	2/0	LB	2005	Nebraska
Holman, Scott	3/2	WR	1987	Oregon
Holmberg, Rob	9/0	LB	1998	Penn State
Holmes, Jerry	76/58	CB	1980-83, '86-87	West Virginia
Holtz, Gordy	14/-	DT	1964	Minnesota
Hord, Roy	13/-	G	1963	Duke
Houston, Bobby	93/75	LB	1991-96	N. Carolina State
Houston, Cedric	20/5	RB	2005-06	Tennessee
Howard, Carl	63/13	CB	1985-90	Rutgers
Howard, Eric	17/17	DT	1995-96	Washington State
Howard, Harry	1/-	S	1976	Ohio State
Howell, Delles	34/20	CB	1973-75	Grambling
Howfield, Bobby	49/0	K	1971-73	None
Hudock, Mike	78/-	C	1960-65	Miami (FL)
Hudson, Jim	54/-	S	1965-70	Texas
Hudson, John	64/0	C	1996-99	Auburn
Humphery, Bobby	104/23	CB-KR	1984-89	New Mexico State
Humphrey, Tom	3/3	G	1987	Iowa
Hunter, Eddie	3/3	RB	1987	Virginia Tech
Hunter, Stan	3/-	WR	1987	Bowling Green
Hunter, Wayne	30/1	T	2008-	Hawaii
Husak, Todd	0/0	QB	2002	Stanford
Hynes, Paul	22/-	DB	1961-62	Louisiana Tech

I				
Iacavazzi, Cosmo	2/-	FB	1965	Princeton
Ihedigbo, James	23/0	S	2008-	Massachusetts
Iwanowski, Mark	5/0	TE	1978	Pennsylvania
Izzo, Larry	12/0	LB	2009	Rice

J				
Jackson, Bobby	95/90	CB	1978-85	Florida State
Jackson, Charles	31/28	LB	1985-86	Washington
Jackson, Clarence (Jazz)	33/1	RB	1974-76	W. Kentucky
Jackson, Joe	17/2	DE	1972-73	New Mexico State
Jacobs, Dave	4/0	K	1979	Syracuse
Jacobs, Proverb	14/-	T	1961-62	California
Jamieson, Dick	14/-	QB	1960-61	Bradley
Janerette, Charlie	14/-	DT	1963	Penn State
Jarvis, Ralph	0/0	DE	1988	Temple
Jasper, Vince	3/1	G	1987	Iowa State
Jenkins, Kerry	66/50	G-T	1997-01	Troy State
Jenkins, Kris	22/22	DT	2008-	Maryland
Jennings, Dave	44/0	P	1985-87	St. Lawrence
Jerome, Jim	-/-	LB	1977	Syracuse
Joachim, Steve	1/0	QB	1976	Temple
Joe, Billy	22/-	FB	1967-68	Villanova
Johnson, Albert	1/0	WR	2003	Southern Methodist
Johnson, Anthony	15/0	RB	1994	Notre Dame
Johnson, Darrien	8/0	DB	2005	Iowa
Johnson, Jesse	45/5	DB	1980-83	Colorado
Johnson, Curley	110/-	P-RB	1961-69	Houston
Johnson, Johnny	31/23	RB	1993-94	San Jose State
Johnson, Kenneth	4/0	S	1990	Florida A&M
Johnson, Keyshawn	62/59	WR	1996-99	Southern Cal
Johnson, Leon	32/3	RB	1997-98, 2000	North Carolina
Johnson, Malcolm	1/0	WR	2000	Notre Dame
Johnson, Mario	14/0	DT	1992-93	Missouri
Johnson, Olrick	3/0	LB	1999	Florida A&M

K				
Johnson, Pepper	24/24	LB	1997-98	Ohio State
Johnson, Trevor	25/0	DE	2004-06	Nebraska
Johnson, Troy	32/4	LB	1990-91	Oklahoma
Johnston, Mark	8/-	DB	1964	Northwestern
Jolley, Doug	16/7	TE	2005	BYU
Jones, Adrian	44/16	T	2004-07	Kansas
Jones, Bobby	66/15	WR	1978-82	None
Jones, Don	8/0	LB	1992-93	Washington
Jones, Gary	26/23	S	1995-96	Texas A&M
Jones, Jermaine	1/0	CB	1999	Northwestern State
Jones, Jimmie	17/-	DE	1969-70	Wichita State
Jones, John (J.J.)	7/1	QB	1975	Fisk
Jones, Johnny (Lam)	61/38	WR	1980-85	Texas
Jones, Ken	5/4	T	1987	Arkansas State
Jones, Marvin	142/129	LB	1983-03	Florida State
Jones, Scott	3/-	T	1990	Washington
Jones, Thomas	48/44	RB	2007-09	Virginia
Jordan, LaMont	62/0	RB-KR	2001-04	Maryland
Joseph, Vance	13/6	CB	1995	Colorado
Julian, Fred	14/-	DB	1960-61	Michigan

K				
Kalimer, Karl	-/-	TE	1962	Boston U.
Kapinos, Jeremy	1/0	P	2007	Penn State
Karczewski, Doug	0/0	G	1998	Virginia
Kassell, Brad	32/1	LB	2006-08	North Texas
Katchik, Joe	2/-	T	1960	Notre Dame
Katnik, Norm	4/2	C	2005-06	Southern Cal
Kattus, Eric	4/0	TE	1992	Michigan
Keller, Dustin	32/18	TE	2008-	Purdue
Keller, Larry	44/20	LB	1976-78	Houston
Kelly, Joe	37/24	LB	1990-92	Washington
Kelly, Pat	9/0	TE	1990-91	Syracuse
Kendall, Pete	45/45	G	2004-06	Boston College
Kenerson, John	8/0	P	1998	Northwestern
Kindig, Howard	8/0	C	1974	Cal St.-Los Angeles
King, Gordon	13/9	T	1986-87	Stanford
King, Henry	13/-	DB	1967	Utah State
Kingsbury, Kliff	1/0	QB	2005	Texas Tech
Kirksey, Roy	14/0	G	1971-72	Maryland State
Kitchings, Desmond	0/0	WR	2000	Furman
Klecko, Joe	140/129	DE-DT	1977-87	Temple
Kleinhesselink, Riley	0/0	DE	2001	Northwestern (IA)
Klewer, Rocky	65/26	RB	1983-87	Montana
Klotz, Jack	44/-	T	1960-63	Penn Military
Knight, David	58/27	WR	1973-77	William & Mary
Knight, Leander	13/-	CB	1989	Montclair State
Koegel, Warren	2/1	C	1974	Penn State
Kors, R.J.	30/3	S	1991-92	Long Beach State
Kovac, Ed	3/-	HB	1962	Cincinnati
Kowalewski, Joe	13/2	FB	2007	Syracuse
Krevis, Al	10/0	T	1976	Boston College
Kroll, Alex	14/-	C	1962	Rutgers
Kurisko, Jamie	3/2	TE	1987	S. Connecticut

L				
Lagerman, Jeff	82/81	DE-LB	1989-94	Virginia
Lamberti, Pasquale	5/-	HB	1961	Richmond
Lammons, Pete	83/-	TE	1961-71	Texas
Lane, Skip	3/-	CB	1984	Mississippi
Law, Ty	23/22	CB	2005-08	Michigan
Lawton, Al	1/-	WR	1963	Delaware State
Lawton, Luke	4/0	RB	2005	McNeese State
Leahy, Pat	250/0	K	1974-91	St. Louis
Ledyard, Courtney	4/0	LB	2000	Michigan State
Lee, Del	4/0	CB	1999	McNeese State
Legree, Lance	16/4	DT	2005	Notre Dame
Leonard, Cecil	13/1	DB	1969-70	Tuskegee
Lester, Fred	0/0	FB	1994	Alabama A&M
Lester, Lance	-/-	E	1960	None
LeSueur, Jeremy	2/0	S	2005	Michigan
Leonhard, Jim	16/16	S	2009-	Wisconsin
Lewis, Kenny	19/0	RB	1980-81, '83	Virginia Tech
Lewis, Mo	200/200	LB	1991-03	Georgia
Lewis, Richard	11/-	LB	1974-75	Portland State
Lewis, Sherman	10/-	DB	1966-67	Michigan State
Lewis, Sid	2/0	CB	1987	Penn State



Player	GP/GS	Pos	Years	College
Lilja, George	4/0	T	1983-84	Michigan
Linhart, Toni	5/0	K	1979	Austria Tech
Liske, Pete	2/1	QB-DB	1964	Penn State
Little, John	70/40	DT-DE	1970-74	Oklahoma State
Lockett, Kevin	3/0	WR	2003	Kansas State
Logan, Ernie	61/38	NT	1997-00	East Carolina
Lomas, Mark	67/3	DT-DE	1970-74	N. Arizona
Long, Kevin	73/33	RB	1977-81	Southern Cal
Look, Dean	1/-	QB	1962	Michigan State
Lott, Ronnie	31/31	S	1993-94	Southern Cal
Loverne, David	32/0	G	1999-01	San Jose State
Lowe, Omare	2/0	S	2003	Washington
Lowery, Dwight	29/16	CB	2008-	San Jose State
Lowery, Nick	46/0	K	1994-96	Dartmouth
Lucas, Ray	35/9	QB	1997-00	Rutgers
Luscinski, Jim	6/0	T	1982	Norwich
Lusteg, Booth	0/0	K	1967	None
Lyle, Rick	78/65	DE	1997-01	Missouri
Lyles, Lester	26/15	S	1985-87	Virginia
Lynn, Johnny	97/47	DB	1979-86	UCLA
Lyons, Marty	147/135	DT-DE	1979-89	Alabama

M

Mabra, Ron	3/1	CB	1977	Howard
Machado, J.P.	69/15	G-C	1999-03	Illinois
Mackey, Dee	38/-	TE	1963-65	E. Texas State
Mackey, Kyle	4/1	QB	1989	E. Texas State
Malamala, Siupeli	62/41	T	1992-99	Washington
Malone, Mark	1/0	QB	1989	San Diego State
Mangold, Nick	64/64	C	2006-	Ohio State
Marinaro, Ed	6/-	RB	1976	Cornell
Marques, Robert	6/-	LB	1960	Boston U.
Marshall, Anthony	0/0	S	1997	Louisiana State
Marshall, Tank	5/0	DT	1977	Texas A&M
Marshall, Ed	0/0	WR	1976	Cameron State
Marshall, Leonard	12/12	DT	1993	Louisiana State
Marshall, Wilber	15/6	LB	1995	Florida
Martin, Blanche	4/-	HB	1960	Michigan State
Martin, Bob	36/34	LB	1976-79	Nebraska
Martin, Curtis	123/123	RB	1998-2005	Pittsburgh
Martin, Jamar	2/0	FB	2006	Ohio State
Martin, Jamie	0/0	QB	2003	Weber State
Martin, Saladin	3/-	DB	1980	San Diego State
Martin, Steve	16/15	DT	2001	Missouri
Martin, Tracy	12/0	WR	1987	North Dakota
Marvaso, Tommy	14/0	DB	1976-77	Cincinnati
Mason, Eddie	15/0	LB	1995	North Carolina
Mason, Marcus	0/0	RB	2008	Youngstown State
Mathis, Bill	137/-	RB	1960-69	Clemson
Mathis, Terance	64/4	WR-KR	1990-93	New Mexico
Matich, Trevor	31/6	C-G-T-TE	1990-91	Brigham Young
Matlock, John	10/-	CB	1967	Miami (FL)
Mawae, Kevin	118/118	C	1998-05	Louisiana State
May, Sherriiden	13/1	FB	1995-96	Idaho
Mayes, Mike	16/2	CB	1990	Louisiana State
Maynard, Don	172/-	WR	1960-72	Texas Western
McAdams, Bob	26/-	DE	1963-64	N. Carolina College
McAdams, Carl	26/-	DT-LB	1967-69	Oklahoma
McArthur, Kevin	45/21	LB	1986-89	Lamar
McCareins, Justin	64/45	WR	2004-07	N. Illinois
McCartney, Pete	3/1	G	1987	Louisville
McChesney, Matt	3/0	DT	2005	Colorado
McClain, Clifford	46/5	RB	1970-73	S. Carolina State
McClover, Darrell	16/0	LB	2004-05	Miami (FL)
McCusker, Jim	14/-	T	1964	Pittsburgh
McDaniel, Ed (Wahoo)	26/-	LB	1964-65	Oklahoma
McElroy, Reggie	92/72	T	1983-89	W. Texas State
McGlasson, Ed	7/0	C	1979	Youngstown State
McGlockton, Chester	16/0	DT	2003	Clemson
McGraw, Jon	33/7	S	2002-04	Kansas State
McIver, Everett	18/4	T	1993-95	Elizabeth City State
McKenzie, Kareem	48/8	T	2001-04	Penn State
McKibben, Mike	25/11	LB	1979-80	Kent State
McMillan, Erik	76/51	S	1988-92	Missouri
McMullan, John	28/-	G	1960-62	Notre Dame
McNeil, Emanuel	2/0	DT	1990	Tennessee-Martin
McNeil, Freeman	144/97	RB	1981-92	UCLA

Player	GP/GS	Pos	Years	College
Meggett, David	2/0	RB	1998	Towson State
Mehl, Lance	97/81	LB	1980-87	Penn State
Mercein, Chuck	9/-	RB	1970	Yale
Mercer, Giradie	2/0	DT	2001-02	Marshall
Merrill, Mark	22/8	LB	1978-79	Minnesota
Merrweather, Mike	1/0	LB	1993	Pacific
Mersereau, Scott	102/91	DT-DE	1987-93	S. Connecticut
Miano, Rich	60/31	S	1985-89	Hawaii
Michaels, Walt	1/0	LB	1963	Washington & Lee
Mickens, Ray	126/38	CB	1996-04	Texas A&M
Middendorf, Dave	8/0	G	1970	Washington State
Miller, Brett	36/16	T	1990-92	Iowa
Miller, Justin	36/13	CB	2005-08, '09	Clemson
Minter, Cedric	11/2	RB	1984-85	Boise State
Mirer, Rick	8/6	QB	1999	Notre Dame
Mischak, Bob	44/-	G	1960-62	Army
Mitchell, Johnny	53/42	TE	1992-95	Nebraska
Mitchell, Michael	5/-	CB	1989	Howard Payne
Mock, Mike	15/0	LB	1978	Texas Tech
Monger, Matt	43/1	LB	1985-87	Oklahoma State
Monk, Art	16/15	WR	1994	Syracuse
Montgomery, Will	7/2	OL	2007-08	Virginia Tech
Moore, Brandon	96/94	G	2003-	Illinois
Moore, Derland	1/0	DT	1986	Oklahoma
Moore, Rashad	13/0	DT	2006	Tennessee
Moore, Rob	76/73	WR	1990-94	Syracuse
Moore, Ronald	31/3	RB	1995-96	Pittsburg State
Mooring, John	42/3	G	1971-73	Tampa
Moreino, Joe	1/0	DE	1978	Idaho State
Moreland, Earthwind	1/0	CB	2000	Georgia Southern
Moreland, Jake	7/1	RB-TE	2000-01	W. Michigan
Morelli, Francis	12/-	T	1962	Colgate
Moresco, Tim	38/0	S	1978-80	Syracuse
Morley, Steve	7/0	T-G	2005	St. Mary's (Canada)
Morton, Chad	25/0	RB-KR	2001-02	Southern Cal
Moses, Kelvin	32/0	LB	2001-03	Wake Forest
Mosley, C.J.	36/3	DT	2006-08	Missouri
Moss, Santana	51/29	WR-KR	2001-04	Miami (FL)
Mott, Joe	32/15	LB	1989-90	Iowa
Mullen, Davlin	42/7	CB	1983-86	W. Kentucky
Mulligan, Matthew	5/1	TE	2009-	Maine
Mulligan, Wayne	27/26	C	1974-75	Clemson
Mumley, Nick	42/-	DE	1960-62	Purdue
Murray, Dan	2/0	LB	1990	East Stroudsburg
Murrell, Adrian	73/42	RB	1993-97	West Virginia
Murrell, Marques	26/0	LB	2007-09	Appalachian State
Myers, Ryan	18/0	LB	2005-06	Akron

N

Nagle, Browning	18/13	QB	1991-93	Louisville
Namath, Joe	136/126	QB	1965-76	Alabama
Nance, Jim	7/0	RB	1973	Syracuse
Neal, Lorenzo	16/10	RB	1997	Fresno State
Neal, Richard	64/44	DT-DE	1973-77	Southern
Neidert, John	19/-	LB	1968-69	Louisville
Neil, Kenny	42/23	DE	1981-83	Iowa State
Neubert, Keith	17/2	TE	1988-89	Nebraska
Newman, Tim	1/-	RB	1987	Johnson C. Smith
Newsome, Billy	16/14	DE	1975-76	Grambling
Newton, Tom	87/12	RB	1977-82	California
Nichols, Gerald	60/7	DT	1987-90	Florida State
Nienhuis, Doug	7/0	G	2005	Oregon State
Nimmo, Lance	0/0	T	2003	West Virginia
Nock, George	30/9	RB	1969-71	Morgan State
Norrie, David	2/2	QB	1987	UCLA
Norseth, Mike	0/0	QB	1992	Kansas
Nugent, Mike	49/0	K	2005-08	Ohio State

O

O'Brien, Ken	124/106	QB	1983-92	Cal-Davis
O'Connell, Kevin	0/0	QB	2009-	San Diego State
O'Connor, Tom	3/0	P	1987	Boston College
O'Donnell, Neil	21/20	QB	1996-97	Maryland
O'Dwyer, Matt	60/50	G	1995-98	Northwestern
O'Mahoney, Jim	26/-	LB	1965-66	Miami (FL)
O'Neal, Steve	56/0	P	1969-72	Texas A&M
O'Neill, Bob	14/-	G	1961	Notre Dame

Player	GP/GS	Pos	Years	College
O'Neill, Pat	0/0	K	1995	Syracuse
O'Sullivan, Dennis	3/0	C	1999, 2002	Tulane
Odegard, Don Boyd	30/1	CB-KR	1990-91	UNLV
Ogbogu, Eric	41/	DE	1998-01	Maryland
Oglesby, Alfred	15/1	DT	1993-95	Houston
Oldenburg, Clint	2/0	OL	2007	Colorado State
Oliver, Jeff	1/0	G	1989	Boston College
Onkotz, Dennis	9/0	LB	1970	Penn State
Osborne, Rich	9/1	TE	1976	Texas A&M
Owens, Burgess	97/81	S	1973-79	Miami (FL)
Owens, Marv	2/0	WR	1974	San Diego State

P

Player	GP/GS	Pos	Years	College
Pace, Calvin	28/28	LB	2008-	Wake Forest
Paci, John	0/0	QB	1996	Indiana
Pagel, Derek	19/0	S	2003-04	Iowa
Pagliei, Joe	11/-	FB	1960	Clemson
Paige, Tony	48/19	FB	1984-86	Virginia Tech
Palelei, Lonnie	15/14	G-T	1997	UNLV
Palewicz, Al	14/1	LB	1977	Miami (FL)
Palmer, Scott	2/0	DT	1971	Texas
Parilli, Babe	28/-	QB	1968-69	Kentucky
Parker, Artimus	11/4	S	1977	Southern Cal
Parker, Orlando	2/0	WR	1994	Troy State
Parks, Tommy	1/0	P	2001	Mississippi State
Parmalee, Bernie	30/0	RB	1999-00	Ball State
Parrish, James	1/0	T	1996	Temple
Pashe, Bill	4/-	DB	1964	George Washington
Paulson, Dainard	84/-	DB	1961-66	Oregon State
Pellegrini, Joe	13/1	DT	1978-79	Idaho
Pellegrini, Joe	25/9	C-G	1982-83	Harvard
Pennington, Chad	70/61	QB	2000-07	Marshall
Penrose, Craig	0/0	QB	1980	San Diego State
Perkins, Bill	4/-	RB	1963	Iowa
Perreault, Pete	62/-	T-G	1963-67, '69-70	Boston U.
Phifer, Roman	32/22	LB	1999-00	UCLA
Philbin, Gerry	110/-	DE	1964-72	Buffalo
Piccone, Lou	41/7	WR-KR	1974-76	W. Liberty State
Pickel, Bill	53/5	DT	1991-94	Rutgers
Pieri, Damon	5/0	S	1993	San Diego State
Pillers, Lawrence	62/58	DE	1976-80	Alcorn State
Pitoitua, Ropati	9/0	DE	2009-	Washington State
Pleasant, Anthony	32/31	DE	1998-99	Tennessee State
Plunkett, Sherman	70/-	T	1963-67	Maryland State
Pociask, Jason	4/0	TE	2007	Wisconsin
Poole, Steve	9/-	LB	1976	Tennessee
Pope, Daniel	1/0	P	2001	Alabama
Porter, Kevin	2/0	S	1992	Auburn
Poteat, Hank	40/16	CB	2006-08	Pittsburgh
Pouha, Sione	62/15	DT	2005-	Utah
Powell, Art	42/-	WR	1960-62	San Jose State
Powell, Craig	2/0	LB	1998	Ohio State
Powell, Darrell	14/1	RB	1978	Tenn.-Chattanooga
Powell, Marvin	124/123	T	1977-85	Southern Cal
Price, Dennis	14/0	DB	1991-92	UCLA
Price, Jim	14/-	LB	1963	Auburn
Prior, Anthony	40/0	CB	1993-95	Washington State
Prokop, Joe	48/0	P	1988-90	Cal Poly-Pomona
Prout, Bob	7/-	S	1975	Knox
Puetz, Garry	69/60	G-T	1973-78	Valparaiso

R

Player	GP/GS	Pos	Years	College
Raba, Bob	26/0	TE	1977-79	Maryland
Radachowsky, George	33/19	S	1987-89	Boston College
Rademacher, Bill	31/-	DB-WR	1964-68	N. Michigan
Rafferty, Ian	5/0	T	1999	N. Carolina State
Ragusa, Pat	3/0	K	1987	St. John's
Rambo, Ken-Yon	0/0	RB	2003	Ohio State
Ramsey, Chuck	117/0	P	1977-84	Wake Forest
Ramsey, Patrick	1/0	QB	2006	Tulane
Randall, Dennis	7/-	DT	1967	Oklahoma State
Rasheed, Kenyon	3/0	RB	1995	Oklahoma
Rasmussen, Randy	207/198	G	1967-81	Kearney State
Ratliff, Brett	0/0	QB	2008	Utah
Ray, Darrol	72/69	FS	1980-84	Oklahoma
Ray, Ricky	0/0	QB	2004	Sacramento State
Rechichar, Bert	2/-	FB	1961	Tennessee

Player	GP/GS	Pos	Years	College
Reed, James	80/17	DT	2001-05	Iowa State
Reed, J.R.	0/0	DB	2008	South Florida
Reed, Mark	0/0	QB	1984	Moorhead State
Reese, Johnathan	0/0	RB	2003-04	Columbia
Reese, Steve	13/-	LB	1974-75	Louisville
Reich, Frank	10/7	QB	1996	Maryland
Reifsnnyder, Bob	16/-	DE	1960-61	Navy
Renn, Bobby	12/-	DB-WR	1961	Florida State
Revis, Darrelle	48/48	DB	2007-	Pittsburgh
Rhodes, Kerry	80/78	S	2005-09	Louisville
Richards, Jim	26/-	S	1968-69	Virginia Tech
Richards, Perry	14/-	WR	1962	Detroit
Richardson, Huey	7/0	DE	1992	Florida
Richardson, Jeff	25/-	G	1967-68	Michigan State
Richardson, Tony	32/17	FB	2008-	Auburn
Riddle, Ryan	5/0	LB	2006	California
Ridgeway, Dante	8/0	WR	2005	Ball State
Riggins, John	61/56	FB	1971-75	Kansas
Riley, Bobby	1/0	WR	1987	Oklahoma State
Riley, Eric	2/1	TE	1987	E. Washington
Riley, Larry	4/0	CB	1978	Salem (WV)
Riley, Leon	26/-	DB	1961-62	Detroit
Riley, Phillip	0/0	WR	1996	Florida State
Rivers, Jamie	19/15	LB	1974-75	Bowling Green
Roach, Travis	14/0	G	1974	Texas
Roberts, Wesley	6/0	DE	1980	Texas Christian
Roberts, William	12/0	G	1997	Ohio State
Robertson, Dewayne	77/75	DT	2003-07	Kentucky
Robinson, Bill	1/-	HB	1960	Lincoln
Robinson, Damien	29/29	S	2001-02	Iowa
Robinson, Gregg	16/0	DE-DT	1978	Dartmouth
Robinson, Jerry	4/-	WR	1965	Grambling
Robinson, Larry	3/2	CB	1987	NW Louisiana
Robinson, Matt	35/13	QB	1977-79	Georgia
Rochester, Paul	84/-	DT	1963-69	Michigan State
Rogers, Steve	1/-	RB	1976	Louisiana State
Rorman, John	93/13	T	1976-82	Idaho State
Rose, Ken	37/3	LB	1987-89	UNLV
Rosecrans, Jim	1/-	LB	1976	Penn State
Ross, David	12/-	E	1960-61	Los Angeles State
Rowley, Bob	6/-	LB	1964	Virginia
Rudolph, Ben	88/13	DT	1981-86	Long Beach State
Rudolph, Coleman	4/0	DE-DT	1993-94	Georgia Tech
Russ, Carl	5/-	LB	1976-77	Michigan
Ryan, Joe	4/-	E	1960	Villanova
Ryan, Pat	141/19	QB	1978-89	Tennessee
Ryan, Sean	26/4	TE	2006-07	Boston College

S

Player	GP/GS	Pos	Years	College
Sadowski, Troy	19/3	TE	1992-93	Georgia
Saidock, Tom	28/-	DT	1960-61	Michigan State
Salaam, Abdul	97/85	DT	1976-83	Kent State
Sample, Johnny	41/-	CB	1966-68	Maryland State
Sams, Ron	-/-	C-G	1986	Pittsburgh
Sanchez, Mark	15/15	QB	2009-	Southern Cal
Sapienza, Rick	2/-	HB	1960	Villanova
Sattenwhite, Howard	12/4	WR	1976	Sam Houston State
Sauer, George	84/-	WR	1965-70	Texas
Schlegel, Anthony	4/0	LB	2006	Ohio State
Sawyer, Corey	5/0	CB	1999	Florida State
Schmidt, Henry	11/-	DT	1966	Southern Cal
Schmiesing, Joe	13/11	DT	1974	New Mexico State
Schmitt, John	116/42	C	1964-73	Hofstra
Schreiber, Adam	23/0	C	1988-89	Texas
Schroy, Ken	113/63	SS	1977-84	Maryland
Schwedes, Gerhard	3/-	FB	1960	Syracuse
Schweickert, Bob	6/0	WR	1965-67	Virginia Tech
Scott, Bart	16/16	LB	2009-	Southern Illinois
Scott, Guss	0/0	CB	2006	Florida
Scott, Todd	10/9	S	1995	SW Louisiana
Scott, Tony	23/0	CB	2000-01	N. Carolina State
Scrabbs, Bob	24/-	QB	1960-62	Penn State
Seiler, Paul	13/0	T-C	1967, 69	Notre Dame
Shedd, Kenny	0/0	WR	1993-94	Northern Iowa
Shepherd, Jacoby	4/0	CB	2003	Oklahoma State
Sheppard, Lito	11/9	CB	2009	Florida
Shields, Billy	3/2	T	1985	Georgia Tech



Player	GP/GS	Pos	Years	College
Shockley, Bill	34/0	HB-K	1960-62	W. Chester State
Shuler, Mickey	160/102	TE	1978-89	Penn State
Shumate, Mark	4/0	DE	1985	Wisconsin
Silvestri, Don	28/0	K	1995-96	Pittsburgh
Simkus, Arnie	1/0	DT	1965	Michigan
Singer, Curt	6/1	T	1989	Tennessee
Slaughter, Chad	0/0	T	2000	Alcorn State
Slaughter, Webster	10/1	WR	1996	San Diego State
Slauson, Matt	3/0	G	2009-	Nebraska
Smith, Allen	1/0	HB	1966	Findlay
Smith, Brad	60/15	WR/RB	2006-	Missouri
Smith, Brent	20/17	G-T	2003-04	Mississippi State
Smith, Eric	55/14	S	2006-	Michigan State
Smith, Don	3/0	DT	1987	Miami (FL)
Smith, Otis	46/43	CB	1985-98	Missouri
Smith, Reggie	1/0	WR-KR	1987	N. Carolina Central
Smith, Wade	21/0	OL	2006-07	Memphis
Smolinski, Mark	81/-	RB-TE	1963-68	Wyoming
Snell, Issac	0/0	OL	2005	North Dakota State
Snell, Matt	87/-	FB	1964-72	Ohio State
Sohn, Kurt	87/11	WR-KR	1981-88	Fordham
Songin, Butch	7/2	QB	1962	Boston College
Songy, Treg	2/0	CB	1987	Tulane
Sowell, Jerald	137/48	FB	1997-05	Tulane
Sowells, Rich	78/40	CB	1971-76	Alcorn A&M
Spence, Blake	15/0	TE	1998-99	Oregon
Spencer, Cody	27/0	LB	2006-08	North Texas
Spicer, Rob	13/3	LB	1973	Indiana
Spindler, Marc	25/9	DT	1995-96	Pittsburgh
Springs, Kirk	67/25	DB	1981-85	Miami (OH)
Stallworth, Ron	32/25	DE	1989-90	Auburn
Stargell, Tony	32/23	CB	1990-91	Tennessee State
Starks, Marshall	18/-	DB	1963-64	Illinois
Staurowsky, Jason	4/0	K	1992	Tulsa
Stephens, Bruce	6/0	WR-KR	1978	Columbia
Stephens, Hayseed	6/-	QB	1962	Hardin-Simmons
Stephens, Mac	4/0	LB	1990	Minnesota
Stephens, Steve	16/0	TE	1981	Oklahoma State
Stewart, Daleroy	1/0	DT	2004	S. Mississippi
Stewart, Quincy	12/0	LB	2003	Louisiana Tech
Stewart, Wayne	38/0	TE	1969-72	California
Stone, Dwight	28/0	WR-KR	1999-00	E. Tennessee State
Stoutmire, Omar	12/5	S	1999	Fresno State
Strait, Derrick	26/4	CB	2004-06	Oklahoma
Stricker, Tony	12/-	DB	1963	Colorado
Strickland, Donald	9/2	CB	2009	Colorado
Stromberg, Mike	2/2	LB	1968	Temple
Strugar, George	20/-	DT	1962-63	Washington
Stryzinski, Dan	16/0	P	2003	Indiana
Stuckey, Chansi	19/6	WR	2007-09	Clemson
Stuckey, Jim	5/1	DE	1986	Clemson
Studdard, Vern	8/0	WR-KR	1971	Mississippi
Suggs, Shafer	56/53	DB	1976-80	Ball State
Sullivan, John	28/0	LB	1979-80	Illinois
Sulvis, Bob	40/-	T	1971-73	Southern Cal
Swayne, Kevin	45/1	WR	2001-03	Wayne State
Sweeney, Jim	166/158	C-G-T	1984-94	Pittsburgh
Sweet, Tony	3/2	TE	1987	Montclair State
Swinney, Clovis	4/-	DT	1971	Arkansas State
Sydnier, Jeff	6/0	WR-KR	1995	Hawaii
Syvruud, J.J.	1/0	LB	1999	Jamestown
Szaro, Rich	1/0	K	1979	Harvard
Scott, Dave	19/19	G	2002-03	Penn State

T	GP/GS	Pos	Years	College
Talamini, Bob	14/-	G	1968	Kentucky
Taliaferro, Mike	45/-	QB	1964-67	Illinois
Tannen, Steve	61/-	DB	1970-74	Florida
Taylor, Ed	59/50	CB	1975-79	Memphis State
Taylor, Michael	22/5	LB	1972-73	Michigan
Taylor, Troy	7/0	QB	1990-91	California
Taylor, Billy	3/0	RB	1981	Texas Tech
Terrell, Pat	16/2	S	1994	Notre Dame
Terry, Rick	14/0	DT	1997-98	North Carolina
Testaverde, Vinny	65/61	QB	1998-2003, '05	Miami (FL)
Tharp, Corky	9/-	DB	1960	Alabama
Thomas, Blair	51/40	RB	1990-93	Penn State

Player	GP/GS	Pos	Years	College
Thomas, Bryan	125/78	DE-LB	2002-	Ala.-Birmingham
Thomas, Earlie	61/-	CB	1970-74	Colorado State
Thomas, Eric	17/16	CB	1993-94	Tulane
Thomas, John	3/3	T	1987	Toledo
Thomas, Randy	61/61	G	1999-02	Mississippi State
Thompson, Jamie	3/0	S	2006	Oklahoma State
Thompson, Steve	43/-	DT	1968-70, 72-73	Washington
Thornton, James	28/11	TE	1993-94	Cal-Fullerton
Thorpe, Deron	0/0	T	1997	Nevada
Tiller, Jim	11/-	HB	1962	Purdue
Todd, Joe	1/0	LB	2001	Holstra
Todd, Richard	102/94	QB	1976-83	Alabama
Tongue, Reggie	16/16	S	2004	Oregon State
Toon, Al	107/95	WR	1985-92	Wisconsin
Torczon, LaVerne	52/-	DE	1962-65	Nebraska
Townsell, JoJo	83/23	WR-KR	1985-90	UCLA
Trudeau, Jack	5/2	QB	1994	Illinois
Trusnik, Jason	17/0	LB	2007-09	Ohio Northern
Tuasosopo, Marques	0/0	QB	2007	Washington
Tupa, Tom	47/0	P-QB	1999-01	Ohio State
Turk, Godwin	14/14	LB	1974-75	Southern
Turk, Matt	16/0	P	2002	Wis.-Whitewater
Turner, Rocky	22/0	WR-S	1972-73	Tenn.-Chattanooga
Turner, Jim	98/0	K-QB	1964-70	Utah State
Turner, Marcus	54/2	DB	1982-95	UCLA
Turner, Maurice	1/0	RB	1987	Utah State
Turner, Robert	25/2	OL	2007-	New Mexico
Turner, Bake	90/-	WR	1963-69	Texas Tech
Turner, Vince	6/-	DB	1964	Missouri
Tutt, Stacy	11/0	FB	2006-07	Richmond
Tyler, Maurice	14/4	CB	1977	Morgan State

V	GP/GS	Pos	Years	College
Van Dyke, Alex	36/1	WR	1996-98	Nevada
Van Galder, Tim	0/0	QB	1973	Missouri
Vick, Roger	44/32	FB	1987-89	Texas A&M
Vilma, Jonathan	55/53	LB	2004-07	Miami (FL)
von Oelhoffen, Kim	16/16	DT	2006	Boise State

W	GP/GS	Pos	Years	College
Waldemore, Stan	79/38	C-G-T	1978-84	Nebraska
Walker, Donnie	2/-	FS	1975	Central State (OH)
Walker, Wesley	154/129	WR	1977-89	California
Walls, Henry	3/-	LB	1987	Clemson
Walsh, Ed	6/-	T	1961	Penn Military
Walters, Matt	11/0	DE	2003	Miami (FL)
Walton, Sam	20/14	T	1968-69	E. Texas State
Ward, Chris	87/87	T	1978-83	Ohio State
Ward, Dedric	59/28	WR	1997-00	Northern Iowa
Ware, David	0/0	T	1993	Virginia
Washington, Al	16/0	LB	1981	Ohio State
Washington, Brian	77/76	S	1990-94	Nebraska
Washington, Clyde	36/-	DB	1963-65	Purdue
Washington, Leon	55/13	RB	2006-09	Florida State
Washington, Marvin	124/92	DE	1989-96	Idaho
Washington, Rashad	48/0	S	2004-07	Kansas State
Waskiewicz, Jim	27/-	LB	1966-67	Wichita State
Watters, Bob	29/-	DE	1962-64	Lincoln
Weatherford, Steve	16/0	P	2009-	Illinois
Webster, Larry	14/0	DT	2002	Maryland
Wegert, Ted	6/-	HB	1960	None
Weir, Sammy	11/-	WR	1966	Arkansas State
Wellsandt, Doug	16/2	TE	1990	Washington State
Werl, Bob	8/0	DE	1966	Miami (FL)
Werner, Greg	10/4	TE	1989	DePauw
West, David	2/-	DB	1963	Central State (OK)
West, Mel	12/-	HB	1961-63	Missouri
West, Willie	17/3	DB	1964-65	Oregon
Westerman, Jamaal	14/0	LB	2009-	Rutgers
Wetzel, Marty	5/-	LB	1981	Tulane
Whisenhunt, Ken	17/7	TE	1991-92	Georgia Tech
White, Charlie	13/3	RB	1977	Bethune-Cookman
White, Dwayne	74/68	G	1990-94	Alcorn State
White, Lee	29/6	RB	1968-70	Weber State
White, Steve	15/0	DE	2002	Tennessee
Whitlatch, Blake	4/-	LB	1978	Louisiana State
Wiegmann, Casey	3/0	C	1996-97	Iowa

Player	GP/GS	Pos	Years	College	Player	GP/GS	Pos	Years	College
Wiggins, Jermaine	11/0	TE	2000	Georgia	Woody, Damien	32/32	T	2008-	Boston College
Wilcox, Daniel	1/0	TE	2001	Appalachian State	Word, Roscoe	30/20	CB-KR	1974-76	Jackson State
Wilder, Bert	55/2	DT	1964-67	N. Carolina State	Wren, Lowe	2/-	DB	1961	Missouri
Wilhelm, Erik	0/0	QB	1995	Oregon State	Wright, Gordon	2/0	G	1969	Delaware State
Williams, Brent	5/0	DE	1996	Toledo	Wright, Kenyatta	47/0	LB	2003-05	Oklahoma State
Williams, David	26/25	T	1996-97	Florida	Wright, Wallace	53/1	WR	2006-09	North Carolina
Williams, Harry	1/0	WR	2005	Tuskegee	Y				
Williams, Kevin	28/13	S	1998-00	Oklahoma State	Yarborough, Ryan	29/2	WR	1994-95	Wyoming
Williams, Terry	11/0	CB	1988-89	Bethune-Cookman	Yearby, Bill	9/0	DT	1966	Michigan
Willig, Matt	34/15	T	1992-95	Southern Cal	Yeast, Craig	11/0	WR-KR	2001	Kentucky
Wills, Ladell	3/1	LB	1997	Jackson State	Yohn, Dave	14/-	LB	1963	Gettysburg
Wilson, Charles	15/11	WR	1995	Memphis	Young, David	5/0	S	2003	Georgia Southern
Wilson, Karl	7/0	DE	1992-93	Louisiana State	Young, Lonnie	56/26	S	1991-93, 95-96	Michigan State
Wiltz, Jason	27/2	DT	1999-00	Nebraska	Young, Ryan	47/39	T	1999-2001	Kansas State
Wing, Chris	2/0	LB	1997	Boise State	Youngelman, Sid	28/-	DE	1960-61	Alabama
Winkel, Bob	31/0	DT	1979-80	Kentucky	Yovanovits, Dave	4/0	G	2003-04	Temple
Wisdom, Terrance	5/0	G	1994-95	Syracuse	Z				
Wise, Phil	62/33	S	1971-76	Nebraska-Omaha	Zapalac, Bill	33/0	DE-LB	1971-73	Texas
Withycombe, Mike	11/2	T	1988-89	Fresno State	Zawatsone, Dave	16/2	G-T	1990	California
Witbeck, Mike	3/-	LB	1987	Northwestern	Zomalt, Eric	10/1	SS	1996	California
Wood, Bill	1/-	DB	1963	W. Virginia Wesleyan	Zordich, Mike	26/0	S	1987-88	Penn State
Wood, Dick	25/25	QB	1963-64	Auburn					
Wood, Richard	14/5	LB	1975	Southern Cal					
Woodall, Al	31/19	QB	1969-74	Duke					
Woodbury, Tony	12/0	QB	2001-02	Winston-Salem State					
Woodhead, Danny	10/0	WR	2009-	Chadron State					
Woodring, John	52/16	LB	1981-85	Brown					
Woods, Larry	25/3	DT	1974-75	Tennessee State					
Woods, Robert	54/48	T	1973-77	Tennessee State					

PRACTICE SQUAD

PRACTICE SQUAD PLAYERS WHO DID NOT MAKE JETS' ACTIVE ROSTER IN YEAR INDICATED (SINCE INCEPTION OF PRACTICE SQUAD IN 1989)

Adams, Darrell, DE, Villanova, 2006	Harrell, Reggie, WR, TCU, 2005	Newman, David, TE, Louisiana Tech, 2001
Adams, Titus, DL, Texas, 2006	Hart, Lawrence, TE, Southern, 1998-99	O'Sullivan, Dennis, C, Tulane, 2001
Allen, Alan, WR, Idaho, 1995	Hayes, Mark, T, Arizona State, 1991	Olenhuesle, Will, T, Tennessee, 2003
Alston, Corey, WR, W. Michigan, 2001	Henry, Marcus, WR, Kansas, 2009	Parenton, Michael, C, Tulane, 2009
Anthony, Corwin, TE, UCLA, 1991	Hodge, Alfonso, CB, Miami (OH), 2006	Peko, Tupe, OL, Michigan State, 2001
Banks, Alvin, RB, James Madison, 2007	Hoffland, Mark, T, Maryland, 1990	Player, Scott, P, Florida State, 1997
Barnes, Reggie, RB, Delaware State, 1989	Hunter, Wayne, OL, Hawaii, 2007	Prall, Evan, WR, East Stroudsburg, 2007
Bell, Geno, DT, Auburn, 1999	Husak, Todd, QB, Stanford, 2001	Prather, Waylon, P, San Jose State, 2008
Bell, Grantis, WR, West Virginia, 1990	Jackson, Marlon, RB, Saginaw Valley State, 2000-01	Prior, Anthony, DB, Washington St., 1992
Bradley, James, WR, Michigan State, 1991	Jenkins, Pepper, LB, Long Beach St., 1991	Rafferty, Ian, T, North Carolina State, 2000
Bragg, Craig, WR, UCLA, 2005	Johnson, Alonzo, WR, Central State, 1997	Rawlings, Josh, T, Minnesota, 2001
Brackins, Larry, WR, Pearl River CC, 2008	Jones, Clarence, WR, Tennessee St., 1996	Rodgers, Paul, WR, Brown, 2008
Brazzell, Chris, WR, Angelo State, 1998	Karczewski, Doug, G, Virginia, 1999	Reese, Johnathan, RB, Columbia, 2002
Bryant, Blaise, RB, Iowa State, 1991	Kearney, Carl, WR, Georgia Southern, 2004	Renkart, Brandon, RB, Rutgers, 2008
Burke, Paul, TE, Idaho, 1994	Keenan, Ryan, G, Northwestern, 2008	Riley, Phillip, WR, Florida State, 1996
Burman, Jon, T, Illinois, 1989	Kenney, Brad, DT, Citadel, 1996	Rodgers, Stefan, T, Lambuth, 2008
Burnell, Keith, RB/WR, Delaware, 2003-04	Kinard, Leroy, RB, Liberty, 1991	Schaefering, Brian, DL, Illinois, 2008
Burns, Lamont, G, East Carolina, 1998	King, Michael, OL, Northwestern State, 2005	Seals, Richard, DT, Utah, 2000
Capizzi, Jason, OL, Indiana (PA), 2007	Kowalewski, Joe, TE, Syracuse, 2006	Simmons, Jack, TE, Minnesota, 2009
Cash, Ataveus, WR, Hampton, 2002	Kracalik, Mike, OL, San Diego State, 2005	Smith, Shaine, WR, Hofstra, 2007
Caulrick, Jehuu, RB, Michigan St., 2008-09	Kroul, Matt, DT, Iowa, 2009	Snell, Issac, OL, North Dakota State, 2006
Collins, Manny, CB, Rutgers, 2007	Kurz, Todd, P, Illinois State, 1997	Stark, Troy, T, Georgia, 1996
Condren, Brannon, S, Troy, 2009	Lamkin, Corey, TE, Texas A&M-CC, 2005	Steenkühler, Ty, DL, Nebraska, 2009
Conway, Brett, K, Penn State, 1998	Listorti, Brad, TE, Massachusetts, 2008	Stephens, Richard, T, Tulsa, 1989
Cook, Emanuel, DB, South Carolina, 2009	Lockhart, Radell, DL, Catawba, 2005	Stewart, Vince, DT, Penn State, 1995
Daniels, Stanley, OL, Washington, 2008	Luoto, Iiro, TE, Finland (NFL), 2007	Strojny, Drew, T, Duke, 2005
Davis, Britt, WR, Northern Illinois, 2009	Mackey, Jerry, LB, Syracuse, 2007	Stubbs, Terrence, WR, Temple, 2004
Davis, Jason, FB, Illinois, 2009	Maddox, Andre, S, North Carolina St., 2006	Studstill, David, S, West Virginia, 1995
Davison, Andrew, DB, Kansas, 2004	Mallo, Faesea, G, Southern Cal, 2002	Syvruud, J.J., LB, Jamestown, 2000
Derby, Glenn, T, Wisconsin, 1989	Manupuna, Vaka, DT, Colorado, 2002	Thomas, Marco, WR, W. Illinois, 2007
DeVan, Kyle, OL, Oregon State, 2008	Mariscal, Mark, P, Colorado, 2003	Thomas, Sloan, WR, Texas, 2006
Donald, Tony, TE, Western State, 2004	Marshall, Keyonta, DT, Grand Valley State, 2006	Turner, Bob, WR, Central Michigan, 2003
Elgin, Mike, OL, Iowa, 2007	Mauga, Joshua, LB, Nevada, 2009	Underwood, E.J., CB, Pikeville, 2007
Farmer, Robert, RB, Notre Dame, 1997-98	McChesney, Matt, DT, Colorado, 2006, '08	Ventrone, Raymond, S, Villanova, 2007
Fitch, Zarnell, DT, TCU, 2006	McCullough, Russ, T, Missouri, 1993	Ware, Derrick, FB, Ottawa, 2004
Fitzhugh, Keith, S, Mississippi State, 2009	McGill, Tim, DT, Illinois, 2004	Ware, Danny, RB, Georgia, 2007
Flowers, Little John, RB, Michigan State, 2002-03	Megna, Marc, LB, Richmond, 1999	Weaver, Jarrell, S, Miami (FL), 2004
Gain, Brian, TE, Maine, 1996	Millen, Alec, T, Georgia, 1993	White, Jose, DL, Howard, 1996
Gallery, Nick, P, Iowa, 1997	Missant, Charles, C, W. Michigan, 2006	Wilcox, Daniel, TE, Appalachian St., 2002
Garay, Antonio, DT, Boston College, 2009	Moore, Brandon, G, Illinois, 2002	Williams, Renauld, LB, Hofstra, 2005
Gay, Dan, T, Baylor, 2009	Moore, Cecil, WR, East Tennessee St., 2003	Williams, Wayne, CB, Louisiana State, 1992
Gessner, Chas, WR, Brown, 2004	Moore, Reggie, WR, UCLA, 1991-1992	Witherspoon, Jovan, WR, C. Michigan, 2005
Green, Yatil, WR, Miami (FL), 2000	Munch, John, LB, Illinois Wesleyan, 1998	Young, Allen, DE, Vanderbilt, 1995
Guest, Craig, LB, Buffalo, 1997	Musso, Brian, WR, Northwestern, 1998	
Haley, Dennis, LB, Virginia, 2005	Myers, Leonard, CB, Miami (FL), 2003	
Hannah, Shane, G, Michigan State, 1997	Nelson, Chico, S, Ohio State, 1994	
Hansen, Carl, DT, Stanford, 1999	Nerys, Jason, G, Delaware, 2004	



ALL-TIME NUMERICAL ROSTER (THROUGH 2009 SEASON)

Player	Pos	Years	College
1			
Mike Adamle	RB	1973-74	Northwestern
Dave Jacobs	K	1979	Syracuse
Brett Conway	K	2000	Penn. State
Matt Turk	P	2002	Wisconsin-Whitewater
Mike Nugent	K	2005-08	Ohio State

2			
Billy Atkins	DB	1962-63	Auburn
Ed Chlebek	QB	1963	Western Michigan
Vince Turner	DB	1964	Missouri
Toni Linhart	K	1979	Austria Tech
Raul Allegre	K	1991	Texas

3			
Bobby Howfield	K	1971-73	None
Duane Carrell	P	1976-77	Florida State
Tom O'Connor	P	1987	Boston College
Nick Gallery	P	1998	Iowa
Rick Mirer	QB	1999	Notre Dame
Kliff Kingsbury	QB	2005	Texas Tech
Jay Feely	K	2008-09	Michigan

4			
Pat Ryan	QB	1978-80	Tennessee
Dave Jennings	P	1987	St. Lawrence
Louie Aguiar	P-K	1991-93	Utah State
Glenn Foley	QB	1995-98	Boston College
Daniel Pope	P	2001	Alabama
Dan Stryzinski	P	2003	Indiana
Toby Gowin	P	2004	North Texas
Brett Favre	QB	2008	Southern Mississippi

5			
Booth Lusteg	K	1967	Connecticut
Pat Leahy	K	1974-91	St. Louis
Don Silvestri	K	1995-96	Pittsburgh
Brooks Bollinger	QB	2003-05	Wisconsin
Brett Ratliff	QB	2008	Utah

6			
Bill Demory	QB	1973	Arizona
Bubby Brister	QB	1995	NE Louisiana
Joe Prokop	P	1988-90	Cal Poly-Pomona
Ray Lucas	QB	1998-2000	Rutgers
Doug Brien	K	2003-04	California
Kellen Clemens	QB	2006	Oregon
Reggie Hodges	P	2008	Ball State
Mark Sanchez	QB	2009-	Southern Cal

7			
Sherman Lewis	DB	1966-67	Michigan State
Ed Bell	WR	1970-75	Idaho State
Ken O'Brien	QB	1984-92	Cal-Davis
Boomer Esiason	QB	1993-95	Maryland
Frank Reich	QB	1996	Maryland
Chuck Clements	QB	1997	Houston
Tom Tupa	P-QB	1999-2001	Ohio State
Ben Graham	P	2005-08	Deakin (Australia)
Kevin O'Connell	QB	2009-	San Diego State

8			
Greg Gantt	P	1974-75	Alabama
Tom Flick	QB	1987	Washington
Browning Nagle	QB	1991-93	Louisville
Nick Lowery	K	1994-96	Dartmouth
Todd Husak	QB	2002	Stanford

9			
Jeff Blake	QB	1992-93	East Carolina
John Hall	P	1997-2002	Wisconsin
Jay Fieldler	QB	2005	Dartmouth
Erik Ainge	QB	2008	Tennessee
Steve Weatherford	P	2009-	Illinois

Player	Pos	Years	College
10			
Bobby Renn	DB-WR	1961	Florida State
Julian Fagan	P	1973	Mississippi
Marty Domres	QB	1977	Columbia
Pat Ryan	QB	1981-89	Tennessee
Jason Starovsky	K	1992	Tulsa
Cary Blanchard	K	1992-93	Oklahoma State
Jack Trudeau	QB	1994	Illinois
Chad Pennington	QB	2000-07	Marshall
Erik Ainge	QB	2009	Tennessee

11			
Butch Songin	QB	1961	Boston College
Jim Turner	K-QB	1964-70	Utah State
John "J.J." Jones	QB	1975	Fisk
Steve Joachim	QB	1976	Temple
Craig Penrose	QB	1980	San Diego State
Pat Ragusa	K	1987	St. John's
Tony Eason	QB	1989-90	Illinois
Brian Hansen	P	1994-98	Sioux Falls
Tory Woodbury	QB-WR	2001-02	Winston-Salem State
Patrick Ramsey	QB	2006	Tulane
Kellen Clemens	QB	2007-	Oregon

12			
Al Dorow	QB	1960-61	Michigan State
Hayseed Stephens	QB	1962	Hardin-Simmons
Joe Namath	QB	1965-76	Alabama

13			
Don Maynard	WR	1960-72	Texas Western
Dave Jennings	P	1985-86	St. Lawrence

14			
Richard Todd	QB	1976-83	Alabama
Troy Taylor	QB	1990-91	California
Glenn Foley	QB	1994	Boston College
Neil O'Donnell	QB	1996-97	Maryland
Marcus Henry	WR	2008-	Kansas

15			
Dick Jamieson	QB	1960-61	Bradley
Don Flynn	DB	1961	Houston
Babe Parilli	QB	1968-69	Kentucky
Bob Davis	QB	1970-72	Virginia
Chuck Ramsey	P	1977-84	Wake Forest
Kyle Mackey	QB	1989	East Texas State
Phillip Riley	WR	1996	Florida State
Wallace Wright	WR	2006-09	North Carolina

16			
Ken O'Brien	QB	1983	Cal-Davis
Walter Briggs	QB	1987	Montclair State
Mark Malone	QB	1989	San Diego State
Vinny Testaverde	QB	1998-2003, '05	Miami
Brad Smith	WR	2006-	Missouri

17			
Lee Grosscup	QB	1962	Utah
Galen Hall	QB	1963	Penn. State
Mike Taliaferro	QB	1964-67	Illinois
Matt Robinson	QB	1977-79	Georgia
Bob Avellini	QB	1984	Maryland
David Norrie	QB	1987	UCLA
John Kidd	P	1998	Northwestern
Tommy Parks	P	2001	Mississippi State
Albert Johnson	WR	2003	Southern Methodist
Quincy Carter	QB	2004	Georgia
Tim Dwight	WR-KR	2006	Iowa
David Clowney	WR	2007-08	Virginia Tech
Braylon Edwards	WR	2009-	Michigan

18			
Johnny Green	QB	1962-63	Tenn.-Chattanooga
Pete Liske	QB-DB	1964	Penn State
Al Woodall	QB	1969-74	Duke

Player	Pos	Years	College
Sanjay Beach	WR	1989	Colorado State
Kyle Grossart	QB	1981	Oregon State
Ray Lucas	QB	1997	Rutgers
Harry Williams	WR	2005	Tuskegee

19

Bill Wood	DB	1963	W. Va. Wesleyan
Dick Wood	QB	1963-64	Auburn
Chris Farasopoulos	S	1971-73	Brigham Young
Bobby Riley	WR	1987	Oklahoma State
Pat Kelly	TE	1990	Syracuse
Keyshawn Johnson	WR	1996-99	Southern Cal
Chris Davis	WR	2007	Wake Forest

20

Don Herndon	HB	1960	Tampa
Ted Wegert	RB	1960	None
Lowe Wren	DB	1961	Missouri
Curley Johnson	P-RB	1961-62	Houston
Bill Perkins	HB	1963	Iowa
Bob Schweickert	WR	1965-67	Virginia Tech
Steve O'Neal	P	1969-72	Texas A&M
Delles Howell	CB	1973-75	Grambling
Darnell Powell	RB	1978	Tenn.-Chattanooga
Kenny Lewis	RB	1981	Virginia Tech
Davin Mullen	CB	1983-86	Western Kentucky
Leander Knight	CB	1989	Montclair State
Dennis Price	CB	1991-92	UCLA
Richie Anderson	RB	1993-2002	Penn State
Michael Bates	RB	2003	Arizona
Derrick Strait	CB	2006	Oklahoma
Guss Scott	CB	2006	Florida
Thomas Jones	RB	2007-09	Virginia

21

Steve Tannen	DB	1970-74	Florida
Clark Gaines	RB	1976-80	Wake Forest
Kirk Springs	S-KR	1982-85	Miami (OH)
Sid Lewis	DB	1987	Penn State
Treg Songy	CB	1987	Tulane
Don Boyd Odegard	DB-KR	1990-91	UNLV
Sheldon Canley	RB	1992	San Jose State
Victor Green	SS	1993-2001	Akron
Aaron Beasley	CB	2002-03	West Virginia
Derrick Strait	CB	2004-05	Oklahoma
Andre Dyson	CB	2006-07	Utah
Justin Miller	CB-KR	2008	Clemson
Dwight Lowery	CB	2009	San Jose State

22

Rick Sapienza	HB	1960	Villanova
Leon Riley	DB	1961-62	Detroit
Willie West	DB	1964-65	Oregon
Jim Hudson	DB	1966-70	Texas
Vern Studdard	WR	1971	Mississippi
Burgess Owens	FS	1973-79	Miami (FL)
Kenny Lewis	RB	1983	Virginia Tech
Nick Bruckner	WR	1983	Syracuse
Sean Dykes	DB	1987	Bowling Green
Erik Mcmillan	S	1988-92	Missouri
Eric Thomas	CB	1993-94	Tulane
Carl Greenwood	CB	1995-96	UCLA
Lorenzo Neal	FB	1997	Fresno State
David Meggett	RB	1998	Towson State
Damien Robinson	S	2001-02	Iowa
Tyrone Carter	DB	2003	Minnesota
Justin Miller	CB	2005-07	Clemson
Jesse Chatman	RB	2008	Eastern Washington
Ty Law	CB	2008	Michigan

23

Dick Felt	DB	1960-61	Brigham Young
Mark Johnston	DB	1964	Northwestern
Bill Rademacher	DB-WR	1967-68	Northern Michigan
Jerry Davis	DB	1975	Morris Brown
Donnie Walker	S	1975	Central State (OH)
Shafer Suggs	SS	1976-80	Ball State
Mike Harmon	WR	1983	Mississippi
Dennis Bligen	RB	1984-87	St. John's
Derrick Foster	RB	1987	William Paterson
Mike Mayes	CB	1990	Louisiana State

Player	Pos	Years	College
Marcus Turner	DB	1992-95	UCLA
Eric Zomalt	S	1996	California
Kevin Williams	DB	1998-2000	Oklahoma State
Jamie Henderson	CB	2001-2003	Georgia
Derrick Blaylock	RB	2005-06	Stephen F. Austin
Hank Potat	CB	2008	Pittsburgh
Shonn Greene	RB	2009-	Iowa

24

Leon Burton	HB	1960	Arizona State
Jim Tiller	HB	1962	Purdue
Johnny Sample	DB	1966-68	Maryland State
Artimus Parker	DB	1977	Southern Cal
Kenny Lewis	RB	1980	Virginia Tech
Freeman Mcneil	RB	1981-92	UCLA
Ray Mickens	CB	1996-2004	Texas A&M
Ty Law	CB	2005	Michigan
Darrelle Revis	CB	2007-	Pittsburgh

25

Ed Bell	DB	1960	Pennsylvania
Dave Ames	DB	1961	Richmond
Mel West	RB	1962	Missouri
Marshall Starks	DB	1963-64	Illinois
Ray Abruzzese	DB	1965-66	Alabama
Bob Prout	S	1975	Knox
Scott Dierking	RB	1977-83	Purdue
Cedric Minter	RB-KR	1984-85	Boise State
George Radachowsky	S	1987-89	Boston College
R.J. Kors	S	1991-92	Long Beach State
Clifford Hicks	DB-KR	1993-94	Oregon
Gary Jones	FS	1995-96	Texas A&M
Robert Farmer	RB	1999	Notre Dame
Reggie Tongue	S	2004	Oregon State
Nick Ferguson	S	2000-02	Georgia Tech
Derek Pagel	S	2003-04	Iowa
Kerry Rhodes	S	2005-09	Louisville

26

Dewey Bohling	HB	1960-61	Hardin-Simmons
Wayne Font	DB	1962	Michigan State
Tony Stricker	CB	1963	Colorado
David West	DB	1963	Central State (OK)
Bill Pashe	DB	1964	Geo. Washington
Pat Gucciardo	DB	1966	Kent State
Jim Richards	S	1968-69	Virginia Tech
Margene Adkins	WR	1973	Hutchinson JC
Carl Garrett	RB	1975	New Mexico Highlands
Donald Dykes	CB	1979-81	SE Louisiana
Lester Lyles	SS	1985-87	Virginia
Kenneth Johnson	DB	1990	Florida A&M
Damon Pieri	S	1993	San Diego State
Ron Carpenter	FS	1995-96	Miami (OH)
Jerome Henderson	DB	1997-98	Clemson
Omar Stoutmire	DB	1999	Fresno State
Chad Morton	RB	2001-02	Southern Cal
Omare Lowe	S	2003	Washington
Erik Coleman	S	2004-07	Washington State
Marcus Mason	RB	2008	Youngstown State
Lito Sheppard	CB	2009	Florida

27

Don Allard	QB	1961	Boston College
Jim Apple	HB	1961	Upsala
Phil Wise	FS	1971-76	Nebraska-Omaha
Ron Mabra	CB	1977	Howard
Jesse Johnson	DB	1980-83	Colorado
Russell Carter	CB	1984-87	SMU
Kevin Porter	DB	1992	Auburn
Pat Terrell	S	1994	Notre Dame
Lou D'Agostino	RB	1996	Rhode Island
Jerald Sowell	FB	1997	Tulane
Steve Atwater	S	1999	Arkansas
Tony Scott	CB	2000-01	N. Carolina State
Terrell Buckley	CB	2004	Florida State
Terry Butler	RB	2005	Villanova
Abram Elam	S	2007-08	Kent State
Donald Strickland	CB	2009	Colorado



Player	Pos	Years	College
28			
Chuck Dupre	DB	1960	Baylor
Jerry Robinson	WR	1965	Grambling
Jim Gray	DB	1966	Toledo
Abner Haynes	HB	1967	North Texas State
Cecil Leonard	CB	1969-70	Tuskegee
Darrol Ray	FS	1980-84	Oklahoma
Carl Howard	CB	1985-90	Rutgers
Pat Chaffey	RB	1992-93	Oregon State
Reggie Cobb	RB	1996	Tennessee
Raymond Austin	CB	1997	Tennessee
Curtis Martin	RB	1998-2006	Pittsburgh

29			
Bill Shockley	RB	1960-62	West Chester State
John Bookman	DB	1961	Miami (FL)
Bake Turner	WR	1963-69	Texas Tech
Rocky Turner	WR	1972-73	Tenn.-Chattanooga
Carl Capria	S	1975	Purdue
Johnny Lynn	DB	1979-86	UCLA
Joe Burke	RB	1987	Rutgers
A.B. Brown	RB	1989-92	West Virginia
Adrian Murrell	RB	1993-97	West Virginia
Donnie Abraham	CB	2002-04	East Tennessee St.
Leon Washington	RB-KR	2006-	Florida State

30			
Gerhard Schwedes	FB	1960	Pennsylvania
Dean Look	QB	1962	Michigan State
Mark Smolinski	FB	1963-68	Wyoming
George Nock	RB	1969	Morgan State
Chuck Mercier	RB	1970	Yale
Charlie White	RB	1971	Bethune-Cookman
Dennis Cambal	RB	1973	William & Mary
Bobby Batton	RB	1980	UNLV
Rocky Klever	RB	1982-83	Montana
Nuu Faola	RB	1986-88	Hawaii
Brad Baxter	RB	1989-95	Alabama State
Chris Hayes	S	1997-2001	Washington State
Drew Coleman	CB	2006-	Texas Christian

31			
Bill Mathis	RB	1960-69	Clemson
Marion Barber	FB	1982-88	Minnesota
Lonnie Young	S	1991-93	Michigan State
Aaron Glenn	CB-KR	1994-2001	Texas A&M
Ray Green	CB	2003	South Carolina
Jeremy Lesueur	S	2005	Michigan
Hank Poteat	CB	2006-07	Pittsburgh
Ahmad Carroll	CB	2008-09	Arkansas

32			
Charlie Browning	HB	1965	Washington
Emerson Boozer	RB	1966-75	Maryland State
Blair Thomas	RB	1990-93	Penn State
Anthony Johnson	FB	1994	Notre Dame
Sheriden May	FB	1995-96	Idaho
Leon Johnson	RB	1997-98, 2000	North Carolina
Darrien Johnson	DB	2005	Iowa
Kevan Barlow	RB	2006	Pittsburgh
J.R. Reed	S	2008	South Florida
Justin Miller	KR	2009	Clemson

33			
Pete Hart	FB	1960	Hardin-Simmons
Paul Hynes	DB	1961-62	Louisiana Tech
Curley Johnson	P-RB	1963-69	Houston
W.K. Hicks	S	1970-72	Texas Southern
Bob Burns	RB	1974	Georgia
Kevin Long	RB	1977-81	South Carolina
John Chirico	RB	1987	Columbia
Terry Williams	CB	1988-89	Bethune-Cookman
Ronald Moore	RB	1995-96	Pittsburgh State
Jerald Sowell	FB	1998-2005	Tulane
Eric Smith	S	2006-	Michigan State

34			
Walt Michaels	LB	1963	Washington & Lee
Lee White	RB	1968-70	Weber State
Larry Riley	CB	1978	Salem (WV)

Player	Pos	Years	College
Johnny Hector	RB	1983-92	Texas A&M
Kenyon Rasheed	RB	1995	Oklahoma
Bernie Parmalee	RB	1999-2000	Ball State
LaMont Jordan	RB	2001-04	Maryland
Cedric Houston	RB	2005-06	Tennessee
Dwight Lowery	CB	2008	San Jose State
Marquice Cole	CB	2009-	Northwestern

35			
Roger Donnahoo	DB	1960	Michigan State
Bob Brooks	FB	1961	Ohio
Ed Kovac	HB	1962	Cincinnati
Billy Joe	RB	1967-68	Villanova
Dennis Onkotz	LB	1970	Penn State
Jim Nance	RB	1973	Syracuse
Steve Davis	RB	1975-76	Delaware State
Mike Augustyniak	RB	1981-83	Purdue
Kerry Glenn	CB	1985-89	Minnesota
Tim Newman	RB	1987	Johnson C. Smith
Scottie Graham	RB	1992	Ohio State
Dexter Carter	RB	1995	Florida State
Del Lee	CB	1999	McNeese State
B.J. Askew	FB	2003-06	Michigan

36			
Blanche Martin	FB	1960	Michigan State
Steve Harkey	RB	1971-72	Georgia Tech
Bob Gresham	RB	1975-76	West Virginia
Rich Miano	S	1985-89	Hawaii
Joe Fishback	CB	1992	Carson-Newman
Buddy Crutchfield	CB	1999	N. Carolina Central
David Barrett	CB	2004-08	Arkansas
Jim Leonhard	S	2009-	Wisconsin

37			
Allen Smith	HB	1966	Findlay
George Nock	RB	1969-71	Morgan State
Marv Owens	WR	1974	San Diego State
Billy Hardee	CB	1977	Virginia Tech
Tim Moresco	S	1978-80	Syracuse
Skip Lane	CB	1984	Mississippi
Donnie Elder	DB	1985	Memphis
Jo Jo Heath	DB	1987	Pittsburgh
Anthony Prior	CB	1993-95	Washington State
Jake Moreland	RB-TE	2000	Western Michigan
Darian Barnes	FB	2007	Hampton

38			
Ed Taylor	CB	1975-79	Memphis State
Billy Taylor	RB	1981	Texas Tech
George Floyd	DB-KR	1982-84	Eastern Kentucky
Larry Flowers	S	1985	Texas Tech
Mike Zordich	S	1987-88	Penn State
Todd Scott	S	1995	SW Louisiana
Kwame Ellis	CB	1996	Stanford
Earlwind Moreland	DB	2000	Georgia Southern
Jon McGraw	S	2002-04	Kansas State
Jamie Thompson	S	2006	Oklahoma State

39			
Fred Julian	DB	1960-61	Michigan
Harry Howard	S	1976	Ohio State
Maurice Tyler	CB	1977	Morgan State
Saladin Martin	CB	1980	San Diego State
Harry Hamilton	S	1984-87	Penn State
Johnny Johnson	RB	1993-94	San Jose State
Andrew Davison	DB	2002	Kansas
Roderick Bryant	CB	2004	Idaho

40			
Joe Paglie	FB	1960	Clemson
Dainard Paulson	DB	1961-66	Oregon State
Henry King	DB	1967	Utah State
Mike Battle	S	1969-70	Southern Cal
Hank Bjorklund	RB	1972-74	Princeton
Bobby Jackson	CB	1978-85	Florida State
Marc Hogan	DB	1987	Tennessee
James Hasty	CB	1988-94	Washington State
Joe Kowalewski	TE	2007	Syracuse

Player	Pos	Years	College
41			
Charlie Flowers	FB	1962	Mississippi
Matt Snell	FB	1964-72	Ohio State
Keith Byars	FB	1998	Ohio State
Jamar Martin	RB	2006	Ohio State

42			
Clyde Washington	DB	1963-65	Purdue
Randy Beverly	CB	1967-69	Colorado State
Clifford McClain	RB	1970-73	S. Carolina State
Bruce Harper	RB-KR	1977-84	Kutztown State
Maurice Turner	RB	1987	Utah State
John Booty	CB	1988-90	Texas Christian
Ronnie Lott	S	1993-94	Southern Cal
Marcus Coleman	CB	1996-2001	Texas Tech
Sam Games	SS	2002-03	Cincinnati
Rashad Washington	S	2004-07	Kansas State

43			
John Dockery	CB	1968-71	Harvard
Clarence "Jazz" Jackson	RB	1974-76	Western Kentucky
Roger Vick	FB	1987-89	Texas A&M
Mike Brim	CB	1991-92	Virginia Union
Vance Joseph	DB	1995	Colorado

44			
Bert Rechichar	LB	1961	Tennessee
Jim Hudson	S	1965-70	Texas
John Riggins	RB	1971-75	Kansas
Tom Newton	RB	1977-82	California
Trent Collins	S	1987	San Diego State
Lonnie Young	S	1995-96	Michigan State
Corwin Brown	CB	1997-98	Michigan
Joe Todd	LB	2001	Hofstra
Luke Lawton	FB	2005	McNesse State
James Hodgins	FB	2006	San Jose State
James Ihedigbo	S	2008-	Massachusetts

45			
Corky Tharp	DB	1960	Alabama
Dick Christy	RB	1961-63	N. Carolina State
Kern Carson	HB	1965	San Diego State
Cosmo Iacavazzi	HB	1965	Princeton
Earl Christy	DB	1966-68	Maryland State
Earlie Thomas	CB	1970-74	Colorado State
Louie Giammona	RB	1976	Utah State
Kirk Springs	S-KR	1981	Miami (OH)
Dwayne Crutchfield	FB	1982-83	Iowa State
Eddie Hunter	RB	1987	Virginia Tech
Tony Stargell	CB	1990-91	Tennessee State
Otis Smith	CB	1995-98	Missouri
Oliver Celestin	DB	2004-05	Texas Southern
Stacy Tutt	FB/TE	2006-07	Richmond

46			
Bob Scrabis	QB	1960-62	Penn State
Bill Baird	S	1963-69	San Francisco State
Rich Sowell	CB	1971-76	Alcorn A&M
Woody Bennett	RB	1979-80	Miami (FL)
Fernanza Burgess	S	1984	Morris Brown
Michael Harper	WR-KR	1986	Southern Cal
Michael Mitchell	CB	1989	Howard Payne
J.J. Syvrud	LB	1999	Jamestown

47			
Solomon Brannan	DB	1967	Morris Brown
Mike D'Amato	DB	1968	Hofstra
Roscoe Word	CB	1974-76	Jackson State
Tommy Marvaso	DB	1976-77	Cincinnati
Jim Earley	FB	1978	Michigan State
Jerry Holmes	CB	1980-83,86-87	West Virginia
Greg Werner	TE	1989	Depauw
Scott Frost	S	1998-2000	Nebraska

48			
Player	Pos	Years	College
Cornell Gordon	DB	1965-69	N. Carolina A&T
Gus Hollomon	DB	1970-72	Houston
Clifford Brooks	DB	1976	Tennessee State
Ken Schroy	S	1977-84	Maryland

Player	Pos	Years	College
Bobby Humphery	CB/WR/KR	1986-89	New Mexico State
Brian Washington	SS	1990-94	Nebraska

49			
George Hoey	DB	1975	Michigan
Ed Marinaro	RB	1976	Cornell
Steve Carpenter	CB	1980	Western Illinois
Tony Paige	FB	1984-86	Virginia Tech
Larry Robinson	CB	1987	NW Louisiana
Travis Curtis	S	1990	West Virginia
Troy Johnson	LB	1990	Oklahoma
Eric Kattus	TE-WR	1992	Michigan
Casey Dailey	LB	1998	Northwestern
Tony Richardson	FB	2008-	Auburn

50			
James Furey	LB	1961	Kansas State
Carl McAdams	DT-LB	1967-69	Oklahoma
Michael Taylor	LB	1972-73	Michigan
Wayne Mulligan	OL	1974-75	Clemson
Mike Mock	G	1978	Texas Tech
John Sullivan	LB	1979-80	Illinois
Bob Crable	LB	1982-87	Notre Dame
Timmy Colfield	LB	1989	Elizabeth City State
Dan Murray	LB	1990	East Stroudsburg
Glenn Cadrez	LB	1992-95	Houston
Rob Holmberg	LB	1998	Penn State
Kelvin Moses	LB	2001-03	Wake Forest
Eric Barton	LB	2004-08	Maryland
Vernon Gholston	LB	2009-	Ohio State

51			
Ralph Baker	LB	1964-74	Penn State
Greg Buttle	LB	1976-84	Penn State
Rogers Alexander	LB	1986	Penn State
Jim Haslett	LB	1987	Indiana (PA)
John Galvin	LB	1988	Boston College
Joe Mott	LB	1989-90	Iowa
Don Jones	LB	1992-93	Washington
Tuineau Alipate	LB	1994	Washington
Eddie Mason	LB	1995	North Carolina
Matt Finkes	LB	1997	Ohio State
Bryan Cox	LB	1998-2000	Western Illinois
James Darling	LB	2001-02	Washington State
Quincy Stewart	LB	2003	Louisiana Tech
Jonathan Vilma	LB	2004-07	Miami (FL)
Ryan Fowler	LB	2009	Duke

52			
Mike Hudock	C	1960-65	Miami (FL)
John Schmitt	C	1966-73	Hofstra
Steve Reese	LB	1974-75	Louisville
Mike Hennigan	LB	1976-78	Tennessee Tech
Al Washington	LB	1981	Ohio State
Jim Eliopoulos	LB	1983-85	Wyoming
Onzy Elam	LB	1987-88	Tennessee State
John Galvin	LB	1990-91	Boston College
Adam Bob	LB	1989	Texas A&M
Cal Dixon	C-G	1992-95	Florida
Pepper Johnson	LB	1997-98	Ohio State
Olinck Johnson	LB	1999	Florida A&M
Kenyatta Wright	LB	2003-05	Oklahoma State
Ryan Myers	LB	2006	Akron
David Harris	LB	2007-	Michigan

53			
Bill Zapalac	DE-LB	1971-73	Texas
Warren Koegel	C	1974	Penn State
Richard Lewis	LB	1974	Portland State
Ken Bernick	G	1975	Auburn
Carl Russ	LB	1976-77	Michigan
Al Palewicz	LB	1977	Miami (FL)
Mike McKibben	LB	1979-80	Kent State
Jim Sweeney	C-G	1984-84	Pittsburgh
Chad Cascadden	LB	1995-98	Wisconsin
Courtney Ledyard	LB	2000	Michigan State
Khary Campbell	LB	2002-03	Bowling Green
Barry Gardner	LB	2005	Northwestern
Cody Spencer	LB	2006-08	North Texas
Larry Izzo	LB	2009	Rice



Player	Pos	Years	College
54			
Ed "Wahoo" McDaniel	LB	1964-65	Oklahoma
Jim Waskiewicz	LB	1966-67	Wichita State
Jamie Rivers	LB	1974-75	Bowling Green
Steve Poole	LB	1976	Tennessee
Stan Blinka	LB	1979-83	Sam Houston State
Troy Benson	LB	1986-89	Pittsburgh
Marvin Jones	LB	1993-96	Florida State
Dwayne Gordon	LB	1997-2000	New Hampshire
Victor Hobson	LB	2003-07	Michigan
Kenwin Cummings	LB	2008-	Wingate

55			
Robert Marques	LB	1960	Boston U.
Ernie Barnes	G-T	1960	N. Carolina College
Pasquale Lamberti	TE	1961	Richmond
Alex Kroll	OL	1962	Rutgers
Mike Dukes	LB	1965	Clemson
Jim Carroll	LB	1969	Notre Dame
John Ebersole	DE-LB	1970-77	Penn State
Ron Crosby	LB	1979-83	Penn State
Charles Jackson	LB	1985-86	Washington
Alex Gordon	LB	1987-89	Cincinnati
Bobby Houston	LB	1991-96	N. Carolina State
Marvin Jones	LB	1997-2003	Florida State
Mark Brown	LB	2003-05	Auburn
Brad Kassell	LB	2006-08	North Texas
Jamaal Westerman	LB	2009-	Rutgers

56			
Roger Ellis	C	1960-62	Maine
Ted Bates	LB	1963	Oregon State
John Schmitt	C	1964	Holstra
Paul Crane	C-G-T	1966-72	Alabama
Godwin Turk	LB	1974-75	Southern
Larry Keller	LB	1976-78	Houston
Lance Mehl	LB	1980-87	Penn State
Don Graham	LB	1988	Penn State
Jeff Lageman	DE	1989-94	Virginia
Rick Hamilton	LB	1996	Central Florida
Chris Wing	LB	1997	Boise State
Craig Powell	LB	1998	Ohio State
Roman Phifer	LB	1999-2000	UCLA
Jason Glenn	LB	2001	Texas A&M
Sam Cowart	LB	2002-04	Florida State
John Abraham	DE	2005	South Carolina
Anthony Schlegel	LB	2006	Ohio State
Vernon Gholston	LB	2008	Ohio State

57			
Hubert Bobo	LB	1961-62	Ohio State
Dave Yohn	LB	1963	Gettysburg
John Matlock	C	1967	Miami (FL)
John Little	DE-DT	1970-74	Oklahoma State
Richard Lewis	LB	1975	Portland State
Jim Jerome	LB	1977	Syracuse
Blake Whittlatch	LB	1978	Louisiana State
John Woodring	LB	1981-85	Brown
Kevin McArthur	LB	1986-89	Lamar
Mac Stephens	LB	1990	Minnesota
Mo Lewis	LB	1991-2003	Georgia
Ryan Riddle	LB	2006	California
Darrell McClover	LB	2004-05	Miami (FL)
Jason Trusnik	LB	2007-08	Ohio Northern
Bart Scott	LB	2009-	Southern Illinois

58			
Bill Ferguson	LB	1973-74	San Diego State
Richard Wood	LB	1975	Southern Cal
Mark Merrill	LB	1978-79	Minnesota
Marty Wetzel	LB	1981	Tulane
Bobby Bell	LB	1984	Missouri
Matt Monger	LB	1985-87	Oklahoma State
Lynwood Alford	LB	1987	Syracuse
Joe Kelly	LB	1990-92	Washington
Mike Merriweather	LB	1993	Pacific
Wilber Marshall	LB	1995	Florida
Aubrey Beavers	LB	1996	Oklahoma
James Farrior	LB	1997-2001	Virginia
Jason Glenn	LB	2002-04	Texas A&M

Player	Pos	Years	College
Ryan Myers	LB	2005	Akron
Matt Chatham	LB	2006-07	South Dakota

59			
Rob Spicer	LB	1973	Indiana
Howard Kindig	T-C	1974	Cal St.-Los Angeles
Bob Martin	LB	1976-79	Nebraska
George Lilja	T	1983	Michigan
Kyle Clifton	LB	1984-96	Texas Christian

60			
Larry Grantham	LB	1960-72	Mississippi
Dan Alexander	G	1977-89	Louisiana State
Casey Wiegmann	C	1997	Iowa
Dennis O'Sullivan	C	2001	Tulane
D'Brickshaw Ferguson	T	2006-	Virginia

61			
Frank D'Agostino	G-T	1960	Auburn
Leon Dombrowski	LB	1960	Delaware
Dan Callahan	G	1960-61	Akron
Dan Ficca	G	1963-1966	Southern Cal
Bob Talamini	G	1968	Kentucky
Roger Finnie	G	1969-72	Florida A&M
John Roman	T	1976-82	Idaho State
George Lilja	T	1984	Michigan
Greg Guntter	C	1985	C.W. Post
Jeff Criswell	G-T	1988-90	Graceland (IA)
Terrance Wisdom	G	1995	Syracuse
Girardie Mercer	DT	2001	Marshall
Adrien Clarke	G	2007	Ohio State

62			
Bob O'Neill	G	1961	Notre Dame
Sid Fournet	DE	1962-63	Louisiana State
Ed Cummings	LB	1964	Stanford
Al Atkinson	LB	1965-74	Villanova
Joe Pellegrini	OL	1962-63	Harvard
Bill Bain	G-T	1986	Southern Cal
Eric Coss	C	1987	Temple
Roger Duffy	G-C	1990-97	Penn State
Todd Burger	G	1998	Penn State

63			
Bob Butler	G	1963	Kentucky
Roy Hord	OL	1963	Duke
Bob Rowley	LB	1964	Virginia
Jim O'Mahoney	LB	1965-66	Miami (FL)
John Neidert	LB	1968-69	Louisville
Gordon Wright	G	1969	Delaware State
Roy Kirksey	G	1971-72	Maryland State
Travis Roach	G	1974	Texas
John Hennessy	DE	1977-79	Michigan
Ted Banker	G-C	1984-88	SE Missouri State
Dave Zawatoski	G-T	1990	California
Carlton Haselrig	G-T	1995	Pitt-Johnstown
Lamont Burns	G	1997	East Carolina
J.P. Machado	C-G	1999-2002	Illinois
Dewayne Robertson	DT	2003-07	Kentucky

64			
Tom Budrewicz	G	1961	Brown
Ed Walsh	T	1961	Penn Military
Jerry Fields	LB	1961-62	Ohio State
Pete Perreault	T-G	1963-67	Boston University
Chuck Hinton	DT	1971	N. Carolina College
Gregg Robinson	DE-DT	1978	Dartmouth
Guy Bingham	C-G	1980-88	Montana
Martin Cornelison	C	1987	N. Carolina State
Trevor Matich	C-T-G	1990-91	Brigham Young
Harry Galbreath	G	1996	Tennessee
J.R. Conrad	C	1997	Oklahoma
Dave Yovanovits	G	2003-04	Temple
Norm Katnik	C-G	2005-06	Southern Cal

65			
Sam Deluca	G	1964-66	South Carolina
Jimmie Jones	DE-LB	1969-70	Wichita State
Joe Fields	C	1975-87	Widener
John Hudson	C-G	1996-99	Auburn
Brandon Moore	G	2003-	Illinois

Player	Pos	Years	College
66			
Howard Glenn	G	1960	Linfield
Randy Rasmussen	G	1967-81	Kearney State
Billy Shields	T	1985	Georgia Tech
Vince Jasper	G	1987	Iowa State
Dave Cadigan	G-T	1988-93	Southern Cal
Donald Evans	DE-DT	1994-95	Winston-Salem State
Lonnie Palelei	OG	1997	UNLV
Pete Kendall	G	2004-06	Boston College
Will Montgomery	G	2007	Virginia Tech
Alan Faneca	G	2008-	Louisiana State

67			
Bob Mischak	G	1960-62	Army
Jim Price	LB	1963	Auburn
Dave Herman	G	1964-73	Michigan State
Darrell Austin	G-C	1975-78	South Carolina
Ed McGlasson	C	1979	Youngstown State
Anthony Corvino	G-T	1987	S. Connecticut
Dwayne White	G	1990-94	Alcorn State
Everett Mciver	G-T	1995	Elizabeth City State
Mike Gisler	C-G	1998-99	Houston
Kareem McKenzie	T	2001-04	Penn State
Doug Nienhuis	G	2005	Oregon State
Kimo von Oelhoffen	DL	2006	Boise State
Damien Woody	T	2008-	Boston College

68			
John McMullan	G	1960-62	Notre Dame
Mike Stromberg	LB	1968	Temple
Gordon Wright	G	1969	Delaware State
David Middendorf	OL	1970	Washington State
Roger Bernhardt	G	1974	Kansas
Tank Marshall	DT	1977	Texas A&M
David Ware	T	1993	Virginia
Eric Cunningham	G	1979-80	Penn State
Reggie McElroy	T	1983-89	West Texas State
John Boock	C	1995	Indiana State
Kevin Mwae	C	1998-2005	Louisiana State
Anthony Clement	T	2006-07	Louisiana-Lafayette
Will Montgomery	G	2008	Virginia Tech
Matt Slauson	G	2009-	Nebraska

69			
Sid Abramowitz	T	1985	Tulsa
Harry Boatwain	G-T	1996	New Haven
Steve Hammond	LB	1988	Wake Forest
William Roberts	G	1997	Ohio State
Jeff Criswell	G-T	1991-94	Graceland (IA)
Jason Fabini	T	1998-2005	Cincinnati
Charles Missant	C	2006	Western Michigan
C.J. Mosley	DT	2008	Missouri

70			
Gene Cockrell	T-DT	1960-62	Hardin-Simmons
Jim McCusker	T	1964	Pittsburgh
John Schmitt	C	1965	Holstra
Karl Henke	DT	1968	Tulsa
Dave Foley	T	1969-71	Ohio State
Larry Woods	DT	1974-75	Tennessee State
Stan Waldemore	C-G-T	1978-84	Nebraska
Tony Garbarczyk	DE	1987	Wake Forest
Jeff Oliver	OL	1989	Boston College
Siupeli Malamala	T	1992	Washington
Leonard Marshall	DE-DT	1993	Louisiana State
Matt O'Dwyer	G	1995-98	Northwestern
Lance Legree	DT	2005	Notre Dame
Mike DeVito	DE	2007-	Maine

71			
Paul Seiler	T-C	1967	Notre Dame
Sam Walton	T	1968-69	East Texas State
John Mooring	G-T	1971-73	Tampa
Al Kreviss	T	1976	Boston College
Jeff Bleamer	G-T	1977	Penn State
Joe Moreino	DE	1978	Idaho State
Bob Winkel	DE-DT	1979-80	Kentucky
Jim Lusinski	T	1982	Norwich
Mark Shumate	DT	1985	Wisconsin
Jim Stucky	DL	1986	Clemson

Player	Pos	Years	College
Pete McCartney	OL	1987	Louisville
Bill Pickel	DT	1991-94	Rutgers
Mike Chalenski	DE-DT	1996	UCLA
Kerry Jenkins	G-T	1997-2001	Troy State
Wade Smith	OL	2006-07	Memphis

72			
Dick Guesman	T	1960-61	West Virginia
Charlie Janerette	G-T	1963	Penn State
Paul Rochester	DT	1965-69	Michigan State
Scott Palmer	DT	1971	Texas
Robert Woods	T	1973-77	Tennessee State
Al Burton	DE-DT	1977	Bethune-Cookman
Chris Ward	T	1978-83	Ohio State
Gordon King	T-G	1986-87	Stanford
Ken Jones	T	1987	Arkansas State
Brett Miller	T	1990-92	Iowa
Karl Wilson	DE	1992-93	Louisiana State
Dave Alexander	C-G-T	1996	Tulsa
Jason Ferguson	DT	1997-2004	Georgia
Jacob Bender	T	2007	Nicholls State

73			
Larry Baker	T	1960	Bowling Green
Joe Katcik	DT	1960	Notre Dame
Moses Gray	T	1961-62	Indiana
George Strugar	DT	1962-63	Washington
Paul Rochester	DT	1964	Michigan State
Nick DeFelice	T	1965	S. Connecticut
Mitch Dudek	T	1966	Xavier
Dennis Randall	DT	1967	Oklahoma State
Joe Klecko	DE-DT	1977-87	Temple
David Williams	T	1996	Florida

74			
Nick Mumley	DE	1960-62	Purdue
Gordy Holtz	T-DT	1964	Minnesota
Henry Schmidt	DT	1966	Southern Cal
Jeff Richardson	OL	1967-68	Michigan State
Ray Hayes	DT	1968	Toledo
Joe Schmiesing	DT	1974	New Mexico State
Mark Garalczyk	DT-DE	1979-88	Western Michigan
Abdul Salaam	DT	1976-83	Kent State
Ron Faurot	LB-DE	1984-85	Arkansas
Elvis Franks	DE	1986	Morgan State
Derland Moore	DT	1986	Oklahoma
Don Smith	DT	1987	Miami (FL)
Curt Singer	T	1989	Tennessee
Everett McIver	G-T	1994	Elizabeth City State
Erik Howard	DT-DE	1995-96	Washington State
Ryan Young	T	1999-2001	Kansas State
Darnell Alford	G	2002	Boston College
Scott Gragg	T	2005	Montana
Brent Smith	G-T	2003-04	Mississippi State
Nick Mangold	C	2006-	Ohio State

75			
Tom Saidock	DT	1960-61	Michigan State
Proverb Jacobs	DT	1961-62	California
John Kenerson	DE-DT	1962	Kentucky State
Winston Hill	T	1963-76	Texas Southern
Tony Chickillo	DE	1987	Miami
Adam Schreiber	C	1988-89	Texas
Irv Eatman	T	1991-92	UCLA
Siupeli Malamala	T	1993-99	Washington
Carl Hansen	DT	1998	Stanford
Ian Rafferty	T	1999	N. Carolina State
Larry Webster	DT	2002	Maryland
Chester McGlockton	DE-DT	2003	Clemson
Robert Turner	OL	2007-	New Mexico

76			
Bob Watters	DE	1962	Lincoln (Mo.)
Arnie Simkus	DT	1965	Michigan
Steve Chomyszak	DT	1966	Syracuse
Bob Svihus	T	1971-73	Southern Cal
Jim Bailey	DE	1975	Kansas
Lawrence Pillers	DE	1976-80	Alcorn State
Ben Rudolph	DE-DT	1981-86	Long Beach State
John Thomas	T	1987	Toledo
Mike Withycombe	T-G	1988-89	Fresno State



Player	Pos	Years	College
James Brown	T	1993-95	Virginia State
Jumbo Elliott		1996-2002	Michigan
Steve Morley	T-G	2005	St. Mary's (Canada)
Clint Oldenburg	T	2007	Colorado State

77

Joe Ryan	DE	1960	Villanova
Sid Youngelman	DE	1960-61	Alabama
Dick Guesman		1962-63	West Virginia
Bert Wilder	DE-DT	1964	N. Carolina State
Tom Bayless	DT	1970	Purdue
Carl Barzilauskas	DT	1974-77	Indiana
Joe Pellegrini	DT	1978-79	Idaho
Kenny Neil	DE-DT	1981-83	Iowa State
Ron Sams	C-G	1986	Pittsburgh
Gerald Nichols	DE-DT	1987-90	Florida State
Matt Willig	T-G	1992-95	Southern Cal
Jay Hagood		1997	Virginia Tech
Randy Thomas	G	1999-2002	Mississippi State
J.P. Machado	C-G	2003	Illinois
Rashad Moore	DL	2006	Tennessee
Kris Jenkins	DT	2008-	Maryland

78

Jack Klotz	T	1960-63	Penn Military
Jim Harris	DT	1965-67	Utah State
Garry Puetz	G-T	1973-78	Valparaiso
Barry Bennett	DE-DT	1982-88	Concordia (MN)
Scott Jones		1990	Washington
Mario Johnson	DT-DE	1992	Missouri
Lou Benfatti	DT	1994-96	Penn State
Terry Day	DE	1997	Mississippi State
Jonathan Goodwin	C-G	2002-05	Michigan
Wayne Hunter	T	2008-	Hawaii

79

Bob Reifsnyder	DE	1960-61	Navy
Francis Morelli	T	1962	Colgate
Sherman Plunkett	T	1963-67	Maryland State
Paul Seiler	T-C	1969	Notre Dame
Clovis Swinney	DL	1971	Arkansas State
Gordie Browne	T	1974-75	Boston College
Marvin Powell	T	1977-85	Southern Cal
Mike Haight	G	1986-91	Iowa
Chris Brown		1987	Lamar
Melvin Hayes	T	1995	Mississippi State
David Loverne	G	1999-2001	San Jose State
Dave Scott	G	2002-03	Penn State
Adrian Jones	T	2004-07	Kansas
Ropati Pitoitua	DE	2009-	Washington State

80

David Ross	E	1960-61	Los Angeles State
Perry Richards	WR	1962	Detroit
Jim Evans	WR	1964	Texas Western
Bob Werl	DE	1966	Miami (FL)
John Elliott	DT	1967-73	Texas
Howard Satterwhite	WR	1976	Sam Houston State
Shelton Diggs	WR	1977	Southern Cal
Kevin Bell	WR	1978	Lamar
Roger Farmer	WR	1979	Baker (KS)
Johnny "Lam" Jones	WR	1980-85	Texas
Scott Holman	WR	1987	Oregon
K.D. Dunn	TE	1988-89	Clemson
Greg Werner	TE	1989	DePauw
Mark Boyer	TE	1990-92	Southern Cal
James Thornton	TE	1993-94	Cal State Fullerton
Wayne Chrebet	WR	1995-2005	Hofstra

81

Gerry Philbin	DE	1964-72	Buffalo
Richard Neal	DE	1973-77	Southern
Derrick Gaffney	WR	1978-84, '87	Florida
Billy Griggs	TE	1985-89	Virginia
Terance Mathis	WR-KR	1990-93	New Mexico
Art Monk	WR	1994	Syracuse
Kyle Brady	TE	1995	Penn State
Jeff Graham	WR	1996-97	Ohio State
Bradford Banta	TE	2000	Southern Cal
Matthew Hatchette	WR	2001	Langston
Chris Baker	TE	2002	Michigan State

Player	Pos	Years	College
Curtis Conway	WR	2003	Southern Cal
Justin McCareins	WR	2004-07	Northern Illinois
Dustin Keller	TE	2008-	Purdue

82

Ken Campbell	E	1960	West Chester State
Ed Cooke	E	1960-63	Maryland
Bert Wilder	DE-DT	1965-67	N. Carolina State
Gary Arthur	TE	1970-71	Miami (OH)
David Knight	WR	1973-77	William & Mary
Mickey Shuler	TE	1978-89	Penn State
Pat Kelly	TE	1991	Syracuse
Rob Carpenter	WR	1992-94	Syracuse
Blake Spence	TE	1998-99	Oregon
Vincent Brisby	WR	2000	NE Louisiana
Malcolm Johnson	WR	2000	Notre Dame
Kevin Swayne	WR	2001-03	Wayne State
Jason Pociask	TE	2007	Wisconsin
Matt Mulligan	TE	2009-	Maine

83

George Sauer	WR	1965-70	Texas
Jerome Barkum	TE	1972-83	Jackson State
Nick Bruckner	WR	1984	Syracuse
Jojo Townsell	WR-KR	1985-90	UCLA
Johnny Mitchell	TE	1992	Nebraska
Troy Sadowski	TE	1993	Georgia
Tyrone Davis	WR-TE	1995-96	Virginia
Dwight Stone	WR-KR	1999-2000	E. Tennessee State
Damon Dunn	WR	2000	Stanford
Daniel Wilcox	TE	2001	Appalachian State
Santana Moss	WR-KR	2001-04	Miami (FL)
Joel Dreesen	TE-LS	2005	Colorado State
Chansi Stuckey	WR	2007-09	Clemson
Danny Woodhead	WR	2009	Chadron State

84

Art Powell	WR	1960-62	San Jose State
Ken Gregory	E	1963	Whittier
Sammy Weir	WR	1966	Arkansas State
Mark Lomas	DE-DT	1970-74	N. Arizona
Keith Denson	WR	1976	San Diego State
Clint Haselrig	WR	1976	Michigan
Paul Darby	WR	1979-80	SW Texas State
Bobby Humphrey	CB-KR	1984-89	New Mexico State
Michael Harper	WR	1987-89	Southern Cal
Chris Dressel	TE	1989-91	Stanford
Troy Sadowski	TE	1992	Georgia
Fred Baxter	TE	1993-2000	Auburn
Craig Yeast	WR	2001	Kentucky
Jonathan Carter	WR	2002-04	Troy State
Dante Ridgeway	WR	2005	Ball State
Ben Hartsock	TE	2009-	Ohio State

85

Gene Heeter	TE	1963-65	West Virginia
Steve Thompson	DT-DE	1968-70	Washington
Ed Galigher	DE-DT	1972-76	UCLA
Wesley Walker	WR	1977-89	California
Reggie Smith	WR	1987	N.Carolina Central
Rob Moore	WR	1990-94	Syracuse
Jeff Snyder	WR-KR	1995	Hawaii
Henry Bailey	WR	1996	UNLV
John Burke	TE	1997	Virginia Tech
Jermaine Wiggins	TE	2000	Georgia
James Dearth	TE-LS	2001-09	Tarleton State

86

Karl Kalimer	T	1962	Boston U.
Verlon Biggs	DE	1965-70	Jackson State
Joe Jackson	DE	1972-73	New Mexico State
Willie Bristler	TE	1974-75	Southern
Rich Osborne	TE	1976	Texas A&M
Bob Raba	TE	1977-79	Maryland
Steve Stephens	TE	1981	Oklahoma State
Steve Alvers	TE-C	1982	Miami (FL)
Glenn Dennison	TE	1984	Miami (FL)
Nick Bruckner	WR	1983-85	Syracuse
Stan Hunter	WR	1987	Bowling Green
Tracy Martin	WR	1987	North Dakota
Keith Neubert	TE	1988-89	Nebraska

Player	Pos	Years	College
Doug Wellsandt	TE	1990	Washington State
Ken Whisenhunt	TE	1991-92	Georgia Tech
Johnny Mitchell	TE	1993-95	Nebraska
Alex Van Dyke	WR	1996-98	Nevada
Eric Green	TE	1999	Liberty
Windrell Hayes	WR	2000-01	Southern Cal
Chris Baker	TE	2003-08	Michigan State

87

Laverne Torczon	DE	1962-65	Nebraska
Pete Lammons	TE	1966-71	Texas
Steve Thompson	DT-DE	1972-73	Washington
Billy Newsome	DE-DT	1975-76	Grambling
Bruce Stephens	WR	1978	Columbia
Gerald Carter	WR	1980	Texas A&M
Kurt Sohn	WR-KR	1981-88	Fordham
Eric Riley	TE	1987	E. Washington
Chris Burkett	WR	1989-93	Jackson State
Ryan Yarbrough	WR	1994-95	Wyoming
Webster Slaughter	WR	1996	San Diego State
Laveranues Coles	WR	2000-02, 2005-08	Florida State
David Clowney	WR	2009-	Virginia Tech

88

Thurlow Cooper	TE-DE	1960-62	Maine
Bob McAdams	DE	1963-64	N.Carolina College
Bill Yearby	DT-DE	1966	Michigan
Richard Caster	TE-WR	1970-77	Jackson State
Mark Iwanowski	TE	1978	Pennsylvania
Tom Coombs	TE	1982	Idaho
Chy Davidson	WR	1984-85	Rhode Island
Al Toon	WR	1985-92	Wisconsin
Tony Sweet	TE	1987	Montclair State
Stevie Anderson	WR	1994	Grambling
Curtis Ceaser	WR	1995	Grambling
Kyle Brady	TE	1996-98	Penn State
Quinn Early	WR	1999	Iowa
Anthony Becht	TE	2000-04	West Virginia
Doug Jolley	TE	2005	BYU
Sean Ryan	TE	2006-07	Boston College
Bubba Franks	TE	2008	Miami (FL)

89

Dee Mackey	TE	1963-65	East Texas State
Wayne Stewart	TE	1969-72	California
Lou Piccone	WR	1974-76	West Liberty State
Bobby Jones	WR	1978-82	None
Preston Brown	WR	1983	Vanderbilt
Rocky Klever	RB	1984-87	Montana
Titus Dixon	WR	1989	Troy State
Phillip Epps	WR	1989	Texas Christian
Dale Dawkins	WR	1990-93	Miami (FL)
Orlando Parker	WR	1994	Troy State
Charles Wilson	WR	1995	Memphis
Dedric Ward	WR-KR	1997-2000	Northern Iowa
Tony Woodbury	QB-WR	2002	Winston-Salem State
Kevin Lockett	WR	2003	Kansas State
Jerricho Cotchery	WR	2004-	N. Carolina State

90

Chris Godfrey	G-T	1980	Michigan
Jay Brophy	LB	1987	Miami (FL)
Robin Cole	LB-DE	1988	New Mexico
Dennis Byrd	DE-DT	1989-92	Tulsa

91

Don Buckley	WR	1976	N. Carolina State
Paul Frase	DE-DT	1988-94	Syracuse
Brent Williams	DE	1996	Toledo
Jason Wiltz	DT	1999-2000	Nebraska
Steve Martin	DT	2001	Missouri
Josh Evans	DT	2002-04	Ala.-Birmingham
Sione Pouha	DT	2005-	Utah

92

Wesley Roberts	DE	1980	Texas Christian
Ken Rose	LB	1987-89	UNLV
Emanuel McNeil	DT	1990	Tennessee-Martin
Coleman Rudolph	DT-LB	1993	Georgia Tech
Tony Casillas	DT	1994-95	Oklahoma

Player	Pos	Years	College
Bobby Hamilton	DE	1996-99	S. Mississippi
Shaun Ellis	DE	2000-	Tennessee

93

Marty Lyons	DE-DT	1979-89	Alabama
Marc Spindler	DT	1985-96	Pittsburgh
Ernie Logan	NT	1997-2000	East Carolina
James Reed	DT	2001-05	Iowa State
Kenyon Coleman	DE	2007-08	UCLA
Marques Douglas	DE	2009	Howard

94

Ralph DeLoach	DE	1981	California
Rusty Guilbeau	DE-LB	1982-86	McNeese State
Scott Mersereau	DT	1987-93	S. Connecticut
Matt Brock	DT	1995-96	Oregon
Rick Terry	DT	1997-98	North Carolina
John Abraham	DE-LB	2000-04	South Carolina
Marques Murrell	DE	2007-09	Appalachian State

95

Tom Baldwin	DT	1984-88	Tulsa
Troy Johnson	LB	1991	Oklahoma
Huey Richardson	DE	1992	Florida
Alfred Oglesby	DT	1994	Houston
Rick Lyle	DE	1997-2001	Missouri
Steve White	DE	2002	Tennessee
Matt McChesney	DT	2005	Colorado
Matt Walters	DE	2003	Miami (FL)
C.J. Mosley	DL	2006-07	Missouri
Howard Green	DT	2009	Louisiana State

96

Henry Walls	LB	1987	Clemson
Ron Stallworth	DE-DT	1989-90	Auburn
Mark Gunn	DE-DT	1991-94	Pittsburgh
Jeff Faulkner	DE-DT	1996	Southern
Tom Barndt	T-DT	2001	Pittsburgh
Daleroy Stewart	DT	2004	S Mississippi
Dave Ball	DE	2005-06	UCLA
David Bowers	LB	2007-08	Western Illinois
Jason Trusnik	LB	2009	Ohio Northern

97

Don Baldwin	DE	1987	Purdue
Marvin Washington	DE-DT	1989-96	Idaho
Dorian Boose	DE	1998-2000	Washington State
Giradie Mercer	DT	2002	Marshall
Trevor Johnson	DE-LB	2004-05	Nebraska
Kareem Brown	DE	2007	Miami (FL)
Calvin Pace	LB	2008-	Wake Forest

98

Jerome Foster	DE-DT	1986-87	Ohio State
Ladell Wills	LB	1987	Jackson State
Ralph Jarvis	DE	1988	Temple
Darrell Davis	DE-LB	1990-91	Texas Christian
Kurt Barber	LB-DE	1992-95	Southern Cal
Mark Gunn	DE-DT	1996	Pittsburgh
Ronnie Dixon	DT	1997	Cincinnati
Anthony Pleasant	DE	1998-99	Tennessee State
Shane Burton	DE-DT	2000-01	Tennessee
Alan Harper	DT	2002-04	Fresno State
Jamar Enzor	LB	2005	Cincinnati
T.J. Hollowell	LB	2005	Nebraska
Bobby Hamilton	DE	2006	Southern Mississippi
Eric Hicks	DE	2007	Maryland
Kareem Brown	DE	2008	Miami (FL)

99

Mark Gastineau	DE	1979-88	East Central (OK)
Keo Coleman	LB	1992	Mississippi State
Steve DeOssie	LB	1993	Boston College
Hugh Douglas	DE-LB	1995-97	Central State (OH)
Eric Ogbogu	DE	1998-2001	Maryland
Bryan Thomas	LB	2002-	Ala.-Birmingham



JETS VS. OPPONENTS

ARIZONA CARDINALS

5-2 Overall / 3-1 Home / 2-1 Away

9/27/71	at St. Louis	L	10-17
11/23/75	ST. LOUIS	L	6-37
10/22/78	ST. LOUIS	W	23-10
10/27/86	at Arizona	W	31-21
11/7/99	ARIZONA	W	12-7
11/28/04	at Arizona	W	13-3
9/28/08	ARIZONA	W	56-35

ATLANTA FALCONS

4-6 Overall / 2-3 Home / 2-3 Away

11/25/73	ATLANTA	L	20-28
10/12/80	at Atlanta	W	14-7
10/23/83	ATLANTA	L	21-27
11/9/86	at Atlanta	W	28-14
11/26/89	ATLANTA	W	27-7
9/6/92	at Atlanta	L	17-20
9/24/95	at Atlanta	L	3-13
10/25/98	ATLANTA	W	28-3
10/24/05	at Atlanta	L	14-27
12/20/09	ATLANTA	L	7-10

BALTIMORE RAVENS

1-5 Overall / 1-2 Home / 0-3 Away

11/2/97	BALTIMORE	W	19-16 (OT)
9/13/98	BALTIMORE	L	10-24
12/24/00	at Baltimore	L	20-34
11/14/04	BALTIMORE	L	17-20 (OT)
10/2/05	at Baltimore	L	3-13
9/16/07	at Baltimore	L	13-20

BUFFALO BILLS

45-53 Regular Season (Postseason 0-1)

24-25 Home (Postseason 0-1)

21-28 Away

9/11/60	BUFFALO	W	27-3
10/16/60	at Buffalo	W	17-13
9/17/61	BUFFALO	L	31-41
11/23/62	BUFFALO	W	21-14
9/22/62	at Buffalo	W	17-6
12/8/62	BUFFALO	L	3-20
12/8/63	at Buffalo	L	14-45
12/14/63	BUFFALO	L	10-19
10/24/64	at Buffalo	L	24-34
11/8/64	BUFFALO	L	7-20
9/26/65	at Buffalo	L	21-33
12/19/65	BUFFALO	W	14-12
10/30/66	BUFFALO	L	23-33
11/13/66	at Buffalo	L	3-14
9/10/67	at Buffalo	L	17-20
11/12/67	BUFFALO	W	20-10
9/29/68	at Buffalo	L	35-37
11/3/68	BUFFALO	W	25-21
9/14/69	at Buffalo	W	33-19
11/9/69	BUFFALO	W	16-6
10/4/70	at Buffalo	L	31-34
10/25/70	BUFFALO	L	6-10
10/17/71	BUFFALO	W	28-17
11/21/71	at Buffalo	W	20-7
9/17/72	at Buffalo	W	41-24
11/12/72	BUFFALO	W	41-3
9/30/73	at Buffalo	L	7-9
12/16/73	BUFFALO	L	14-34
9/29/74	at Buffalo	L	12-16
12/8/74	BUFFALO	W	20-10
9/21/75	at Buffalo	L	14-42
11/2/75	BUFFALO	L	23-24
10/10/76	BUFFALO	W	17-14

10/31/76	at Buffalo	W	19-14
10/9/77	at Buffalo	W	24-19
11/6/77	BUFFALO	L	10-14
10/8/78	BUFFALO	W	45-14
9/10/78	at Buffalo	W	21-20
9/23/79	at Buffalo	L	31-46
11/11/79	BUFFALO	L	12-14
9/14/80	at Buffalo	L	10-20
11/9/80	BUFFALO	L	24-31
9/6/81	at Buffalo	L	0-31
10/18/81	BUFFALO	W	33-14
12/27/81	BUFFALO	L	27-31

(AFC Wild Card Playoff)

10/3/83	at Buffalo	W	34-10
11/13/83	BUFFALO	L	17-24
9/23/84	at Buffalo	W	28-26
12/8/84	BUFFALO	W	21-17
11/5/85	BUFFALO	W	42-3
12/8/85	at Buffalo	W	27-7
9/7/86	at Buffalo	W	28-24
10/5/86	BUFFALO	W	14-13
9/13/87	at Buffalo	W	31-28
11/22/87	BUFFALO	L	14-17
10/17/88	BUFFALO	L	14-37
11/20/88	at Buffalo	L	6-9 (OT)
10/22/89	at Buffalo	L	3-34
12/23/89	BUFFALO	L	0-37
9/24/90	BUFFALO	L	7-30
10/21/90	at Buffalo	L	27-30
9/15/91	BUFFALO	L	20-23
12/1/91	at Buffalo	L	13-24
10/26/92	BUFFALO	L	20-24
12/6/92	at Buffalo	W	24-17
10/24/93	BUFFALO	L	10-19
12/28/93	at Buffalo	L	14-16
9/4/94	at Buffalo	W	23-3
11/6/94	BUFFALO	W	22-17
10/8/95	at Buffalo	L	10-29
11/19/95	BUFFALO	L	26-28
10/20/96	BUFFALO	L	22-25
11/24/96	at Buffalo	L	10-35
9/7/97	BUFFALO	L	22-28
11/30/97	at Buffalo	L	10-20
11/8/98	BUFFALO	W	34-12
12/19/98	at Buffalo	W	17-10
9/19/99	at Buffalo	L	13-17
11/21/99	BUFFALO	W	17-7
9/17/00	BUFFALO	W	27-14
10/29/00	at Buffalo	L	20-23
10/7/01	at Buffalo	W	42-36
12/30/01	BUFFALO	L	9-14
9/8/02	at Buffalo	W	37-31 (OT)
11/24/02	BUFFALO	W	31-13
10/12/03	BUFFALO	W	30-3
12/7/03	at Buffalo	L	6-17
10/10/04	BUFFALO	W	16-14
11/7/04	at Buffalo	L	17-22
10/16/05	at Buffalo	L	17-27
11/1/06	BUFFALO	W	30-26
9/24/06	at Buffalo	W	28-20
12/10/06	BUFFALO	L	13-31
9/30/07	at Buffalo	L	14-17
10/28/07	BUFFALO	L	3-13
11/2/08	at Buffalo	W	26-17
12/14/08	BUFFALO	W	31-27
10/18/09	BUFFALO	L	13-16 (OT)
12/3/09	vs. Buffalo	W	19-13

(at Toronto, Canada)

CAROLINA PANTHERS

3-2 Overall / 2-0 Home / 1-2 Away

10/15/95	at Carolina	L	15-26
----------	-------------	---	-------

11/29/98	CAROLINA	W	48-21
10/28/01	at Carolina	W	13-12
11/13/05	at Carolina	L	3-30

CHICAGO BEARS

3-2 Overall / 1-3 Home / 2-3 Away 1

9/22/74	at Chicago	W	23-21
11/18/79	at Chicago	L	13-23
12/14/85	CHICAGO	L	6-19
9/23/91	at Chicago	L	13-19 (OT)
9/25/94	CHICAGO	L	7-19
11/16/97	at Chicago	W	23-15
11/26/00	CHICAGO	W	17-10
12/15/02	at Chicago	L	13-20
	(at Champaign, IL)		
11/19/06	CHICAGO	L	0-10

CINCINNATI BENGALS

14-7 Regular Season (Postseason 2-0)

11-2 Home / 3-5 Away (Postseason 2-0)

12/8/68	CINCINNATI	W	27-14
10/12/69	at Cincinnati	W	21-7
11/23/69	CINCINNATI	W	40-7
12/19/71	CINCINNATI	W	35-21
11/18/73	at Cincinnati	L	14-20
12/12/76	CINCINNATI	L	3-42
9/13/81	CINCINNATI	L	30-31
1/9/82	at Cincinnati	W	44-17
	(AFC Playoffs)		
9/16/84	CINCINNATI	W	43-23
10/6/85	at Cincinnati	W	29-20
12/21/86	at Cincinnati	L	21-42
11/29/87	CINCINNATI	W	27-20
10/9/88	at Cincinnati	L	19-36
9/9/90	at Cincinnati	L	20-25
11/15/92	CINCINNATI	W	17-14
11/21/93	CINCINNATI	W	17-12
9/28/97	at Cincinnati	W	31-14
12/16/01	CINCINNATI	W	15-14
9/12/04	CINCINNATI	W	31-24
10/21/07	at Cincinnati	L	31-38
10/12/08	CINCINNATI	W	26-14
1/03/10	CINCINNATI	W	37-0
1/09/10	at Cincinnati	W	24-14

(AFC Wild Card Game)

CLEVELAND BROWNS

7-12 Regular Season (Postseason 0-1)

2-4 Home / 5-8 Away (Postseason 0-1)

9/21/70	at Cleveland	L	21-31
12/17/72	CLEVELAND	L	10-26
9/12/76	at Cleveland	L	17-38
12/10/78	at Cleveland	L	34-37 (OT)
9/2/79	CLEVELAND	L	22-25 (OT)
12/7/80	at Cleveland	L	14-17
12/12/81	at Cleveland	W	14-13
10/9/83	at Cleveland	L	7-10
10/14/84	at Cleveland	W	24-20
12/22/85	CLEVELAND	W	37-10
1/3/86	at Cleveland	L	20-23 (2 OT)
	(AFC Playoff Game)		
9/11/88	at Cleveland	W	23-3
9/17/89	at Cleveland	L	24-38
9/16/90	CLEVELAND	W	24-21
10/6/91	at Cleveland	W	17-14
10/2/94	at Cleveland	L	7-27
10/27/02	CLEVELAND	L	21-24
11/21/04	at Cleveland	W	10-7
10/29/06	at Cleveland	L	13-20
12/9/07	CLEVELAND	L	18-24

DALLAS COWBOYS

2-7 Overall / 1-5 Home / 1-2 Away

12/4/71	at Dallas	L	10-52
12/21/75	DALLAS	L	21-31
12/17/78	DALLAS	L	7-30
10/4/87	DALLAS	L	24-38
11/4/90	DALLAS	W	24-9
12/18/93	DALLAS	L	7-28
12/19/99	at Dallas	W	22-21
9/28/03	DALLAS	L	6-17
11/22/07	at Dallas	L	3-34

DENVER BRONCOS

14-16-1 Regular Season (Postseason 0-1)

7-7-1 Home / 7-9 Away (Postseason 0-1)

9/23/60	DENVER	W	28-24
12/4/60	at Denver	W	30-27
9/24/61	DENVER	W	35-28
10/22/61	at Denver	L	10-27
9/30/62	DENVER	L	10-32
11/22/62	at Denver	W	46-45
10/26/63	DENVER	T	35-35
11/17/63	at Denver	W	14-9
9/12/64	DENVER	W	30-6
11/15/64	at Denver	L	16-20
10/3/65	at Denver	L	13-16
10/31/65	DENVER	W	45-10
9/25/66	at Denver	W	16-17
9/24/67	at Denver	W	38-24
12/3/67	DENVER	L	24-33
10/13/68	DENVER	L	13-21
10/28/73	DENVER	L	28-40
9/19/76	at Denver	L	3-46
11/5/78	at Denver	W	31-28
11/16/80	at Denver	L	24-31
10/20/86	DENVER	W	22-10
11/8/92	at Denver	L	16-27
9/5/93	DENVER	L	20-26
9/11/94	DENVER	W	25-22 (OT)
9/19/96	at Denver	L	6-31
1/17/99	at Denver	L	10-23
(AFC Championship Game)			
10/3/99	at Denver	W	21-13
11/5/00	DENVER	L	23-30
12/8/02	DENVER	W	19-13
11/20/05	at Denver	L	0-27
11/30/08	DENVER	L	17-34

DETROIT LIONS

5-6 Overall / 2-2 Home / 3-4 Away

11/23/72	at Detroit	L	20-37
9/16/79	DETROIT	W	31-10
12/6/82	at Detroit	W	28-13
11/28/85	at Detroit	L	20-31
9/22/88	at Detroit	W	17-10
12/8/91	at Detroit	L	20-34
12/10/94	DETROIT	L	7-18
12/21/97	at Detroit	L	10-13
12/17/00	DETROIT	L	7-10
11/17/02	at Detroit	W	31-14
10/22/06	DETROIT	W	31-24

GREEN BAY PACKERS

8-2 Overall / 4-0 Home / 4-2 Away

9/17/73	Green Bay	L	7-23
(at Milwaukee, WI)			
11/4/79	at Green Bay	W	27-22
12/20/81	GREEN BAY	W	28-3
11/28/82	GREEN BAY	W	15-13
9/22/85	Green Bay	W	24-3
(at Milwaukee, WI)			
1/3/91	GREEN BAY	W	19-16 (OT)

11/13/94	at Green Bay	L	10-17
9/3/00	at Green Bay	W	20-16
12/29/02	GREEN BAY	W	42-17
12/3/06	at Green Bay	W	38-10

HOUSTON TEXANS

4-0 Overall / 2-0 Home / 2-0 Away

10/19/03	at Houston	W	19-14
12/5/04	HOUSTON	W	29-7
11/26/06	HOUSTON	W	26-11
9/13/09	at Houston	W	24-7

INDIANAPOLIS COLTS

26-40 Regular Season (Postseason 2-1)

12-21 Home (Postseason 1-0)

14-19 Away (Postseason 0-1)

1-0 Super Bowl (Miami)

1/12/69	BALTIMORE	W	16-7
(Super Bowl III at Miami)			
10/18/70	BALTIMORE	L	22-29
12/19/70	at Baltimore	L	20-35
9/19/71	at Baltimore	L	0-22
11/14/71	BALTIMORE	L	13-14
9/24/72	at Baltimore	W	44-34
10/22/72	BALTIMORE	W	24-20
9/23/73	at Baltimore	W	34-10
12/2/73	BALTIMORE	W	20-17
10/20/74	BALTIMORE	L	20-35
12/15/74	at Baltimore	W	45-38
10/26/75	BALTIMORE	L	28-45
11/16/75	at Baltimore	L	19-52
10/24/76	BALTIMORE	L	0-20
11/28/76	at Baltimore	L	16-33
9/25/77	BALTIMORE	L	12-20
11/20/77	at Baltimore	L	12-33
10/15/78	at Baltimore	W	33-10
12/3/78	BALTIMORE	W	24-16
10/7/79	at Baltimore	L	8-10
12/2/79	BALTIMORE	W	30-17
9/7/80	BALTIMORE	L	14-17
9/28/80	at Baltimore	L	21-35
11/8/81	at Baltimore	W	41-14
11/29/81	BALTIMORE	W	25-0
11/21/82	BALTIMORE	W	37-0
11/6/83	BALTIMORE	L	14-17
12/4/83	at Baltimore	W	10-6
9/2/84	at Indianapolis	W	23-14
11/11/84	INDIANAPOLIS	L	5-9
9/29/85	INDIANAPOLIS	W	25-20
11/3/85	at Indianapolis	W	35-17
9/28/86	at Indianapolis	W	26-7
11/16/86	INDIANAPOLIS	W	31-16
10/11/87	at Indianapolis	L	0-6
11/1/87	INDIANAPOLIS	L	14-19
11/6/88	at Indianapolis	L	14-38
12/10/88	INDIANAPOLIS	W	34-16
10/1/89	INDIANAPOLIS	L	10-17
11/19/89	at Indianapolis	L	10-27
11/18/90	at Indianapolis	L	14-17
12/16/90	INDIANAPOLIS	L	21-29
10/20/91	at Indianapolis	W	17-6
11/10/91	INDIANAPOLIS	L	27-28
10/11/92	at Indianapolis	L	3-6 (OT)
12/13/92	INDIANAPOLIS	L	6-10
11/14/93	at Indianapolis	W	31-17
12/5/93	INDIANAPOLIS	L	6-9
10/9/94	INDIANAPOLIS	W	16-6
10/30/94	at Indianapolis	L	25-28
9/10/95	INDIANAPOLIS	L	24-27 (OT)
10/29/95	at Indianapolis	L	10-17
9/8/96	INDIANAPOLIS	L	7-21
11/17/96	at Indianapolis	L	29-34
10/5/97	at Indianapolis	W	16-12
12/7/97	INDIANAPOLIS	L	14-22

9/20/98	INDIANAPOLIS	W	44-6
11/15/98	at Indianapolis	L	23-24
10/17/99	INDIANAPOLIS	L	13-16
11/28/99	at Indianapolis	L	6-13
11/12/00	at Indianapolis	L	15-23
12/3/00	INDIANAPOLIS	W	27-17
9/9/01	INDIANAPOLIS	L	24-45
12/23/01	at Indianapolis	W	29-28
1/4/03	INDIANAPOLIS	W	41-0
(AFC Wild Card Game)			

11/16/03	at Indianapolis	L	31-38
10/1/06	INDIANAPOLIS	L	28-31
12/27/09	at Indianapolis	W	29-15
1/24/10	at Indianapolis	L	17-30
(AFC Championship Game)			

JACKSONVILLE JAGUARS

2-6 Regular Season (Postseason 1-0)

2-3 Home (Postseason 1-0) / 0-3 Away

9/17/95	JACKSONVILLE	W	27-10
10/13/96	at Jacksonville	L	17-21
1/10/99	JACKSONVILLE	W	34-24
(AFC Divisional Playoff)			
10/11/99	JACKSONVILLE	L	6-16
9/29/02	at Jacksonville	L	3-28
11/23/03	JACKSONVILLE	W	13-10
9/25/05	JACKSONVILLE	L	20-26 (OT)
10/8/06	at Jacksonville	L	0-41
11/15/09	JACKSONVILLE	L	22-24

KANSAS CITY CHIEFS

16-16-1 Regular Season (Postseason 1-1)

9-7-1 Home (Postseason 1-1) / 7-9 Away

10/2/60	at Dallas	W	37-35
11/24/60	DALLAS	W	41-35
12/3/61	DALLAS	W	28-7
12/17/61	at Dallas	L	24-35
10/21/62	at Dallas	L	17-20
11/11/62	DALLAS	L	31-52
12/1/63	DALLAS	W	17-0
12/22/63	at Kansas City	L	0-48
11/29/64	KANSAS CITY	W	27-14
12/20/64	at Kansas City	L	7-24
9/18/65	KANSAS CITY	L	10-14
11/7/65	at Kansas City	W	13-10
11/27/66	KANSAS CITY	L	24-32
11/5/67	at Kansas City	L	18-42
12/10/67	KANSAS CITY	L	7-21
9/15/68	at Kansas City	W	20-19
11/16/69	KANSAS CITY	L	16-34
12/20/69	KANSAS CITY	L	6-13
(AFL Playoffs)			
11/7/71	KANSAS CITY	W	13-10
9/15/74	at Kansas City	L	16-24
9/28/75	at Kansas City	W	30-24
1/2/83	at Kansas City	L	13-37
10/7/84	at Kansas City	W	17-16
10/21/84	KANSAS CITY	W	28-7
12/28/86	KANSAS CITY	W	35-15
(AFC Wild Card Game)			
11/15/87	at Kansas City	W	16-9
10/21/88	KANSAS CITY	T	17-17 (OT)
12/4/88	at Kansas City	L	34-38
11/29/92	KANSAS CITY	L	7-23
11/1/98	at Kansas City	W	20-17
11/11/01	KANSAS CITY	W	27-7
10/6/02	KANSAS CITY	L	25-29
9/11/05	at Kansas City	L	7-27
12/30/07	KANSAS CITY	W	13-10 (OT)
10/26/08	KANSAS CITY	W	28-24



MIAMI DOLPHINS

46-41-1 Regular Season (Postseason 0-1) 26-18 Home / 20-23-1 Away (Postseason 0-1)

9/9/66	at Miami	W	19-14
11/20/66	MIAMI	W	30-13
10/1/67	MIAMI	W	29-7
10/22/67	at Miami	W	33-14
12/1/68	MIAMI	W	35-17
12/15/68	at Miami	W	31-7
11/2/69	MIAMI	W	34-31
12/14/69	at Miami	W	27-9
10/10/70	MIAMI	L	6-20
12/13/70	at Miami	L	10-16
10/3/71	at Miami	W	14-10
10/24/71	MIAMI	L	14-30
10/8/72	MIAMI	L	17-27
11/19/72	at Miami	L	24-28
10/7/73	at Miami	L	3-31
11/4/73	MIAMI	L	14-24
10/7/74	at Miami	L	17-21
11/24/74	MIAMI	W	17-14
10/19/75	MIAMI	L	0-43
11/9/75	at Miami	L	7-27
9/26/76	at Miami	L	0-16
11/7/76	MIAMI	L	7-27
10/16/77	at Miami	L	17-21
11/6/77	MIAMI	L	10-14
9/3/78	MIAMI	W	33-20
11/26/78	at Miami	W	24-13
9/30/79	MIAMI	W	33-27
12/15/79	at Miami	W	27-24
10/27/80	MIAMI	W	17-14
12/20/80	at Miami	W	24-17
10/4/81	at Miami	T	28-28
11/22/81	MIAMI	W	16-15
9/12/82	MIAMI	L	28-45
12/18/82	at Miami	L	19-20
1/23/83	at Miami	L	0-14

(AFC Championship)

10/16/83	MIAMI	L	14-32
12/16/83	at Miami	L	14-34
11/4/84	MIAMI	L	17-31
11/26/84	at Miami	L	17-28
10/14/85	MIAMI	W	23-7
11/10/85	at Miami	L	17-21
9/21/86	MIAMI	W	51-45 (OT)
11/24/86	at Miami	L	3-45
10/18/87	MIAMI	W	37-31 (OT)
12/7/87	at Miami	L	28-37
10/23/88	at Miami	W	44-30
11/27/88	MIAMI	W	38-34
9/24/89	at Miami	W	40-33
11/12/89	MIAMI	L	23-31
10/7/90	at Miami	L	16-20
11/11/90	MIAMI	L	3-17
9/29/91	MIAMI	W	41-23
12/22/91	at Miami	W	23-20 (OT)
11/1/92	MIAMI	W	26-14
12/20/92	at Miami	L	17-19
9/18/94	at Miami	L	14-28
9/12/93	at Miami	W	24-14
11/7/93	MIAMI	W	27-10
11/27/94	MIAMI	L	24-28
9/3/95	at Miami	L	14-52
10/22/95	MIAMI	W	17-16
9/15/96	at Miami	L	27-36
12/22/96	MIAMI	L	28-31
10/12/97	MIAMI	L	20-31
11/9/97	at Miami	L	17-24
10/4/98	MIAMI	W	20-9
12/13/98	at Miami	W	21-16
12/12/99	MIAMI	W	28-20
12/27/99	at Miami	W	38-31
10/23/00	MIAMI	W	40-37 (OT)
11/19/00	at Miami	W	20-3

10/14/01	MIAMI	W	21-17
11/18/01	at Miami	W	24-0
9/22/02	at Miami	L	3-30
11/10/02	MIAMI	W	13-0
9/14/03	MIAMI	L	10-21
12/28/03	at Miami	L	21-23
10/3/04	at Miami	W	17-9
11/1/04	MIAMI	W	41-14
9/18/05	MIAMI	W	17-7
12/18/05	at Miami	L	20-24
10/15/06	MIAMI	W	20-17
12/25/06	at Miami	W	13-10
9/23/07	MIAMI	W	31-28
12/2/07	at Miami	W	40-13
9/7/08	at Miami	W	20-14
12/28/08	MIAMI	L	17-24
10/12/08	at Miami	L	27-31
11/1/08	MIAMI	L	25

MINNESOTA VIKINGS

7-1 Overall / 4-0 Home / 3-1 Away

11/29/70	MINNESOTA	W	20-10
10/12/75	at Minnesota	L	21-29
10/15/79	MINNESOTA	W	14-7
12/26/82	at Minnesota	W	42-14
11/20/94	at Minnesota	W	31-21
11/23/97	MINNESOTA	W	23-21
10/20/02	MINNESOTA	W	20-7
12/17/06	at Minnesota	W	26-13

NEW ENGLAND PATRIOTS

50-48-1 Regular Season (Postseason 0-2)

29-22 Home (Postseason 0-1)

21-26-1 Away (Postseason 0-1)

9/16/60	BOSTON	L	24-28
11/11/60	at Boston	L	21-38
9/9/61	at Boston	W	21-20
10/01/61	BOSTON	W	37-30
10/6/62	BOSTON	L	14-43
11/30/62	at Boston	L	17-24
9/8/63	at Boston	L	14-38
10/5/63	BOSTON	W	31-2
9/27/64	at Boston	L	10-26
11/31/64	BOSTON	W	35-14
11/14/65	at Boston	W	30-20
11/28/65	BOSTON	L	23-27
10/2/66	at Boston	T	24-24
12/17/66	BOSTON	W	38-28
10/29/67	BOSTON	W	30-23
11/19/67	at Boston	W	29-24
9/22/68	at Boston	W	47-31

(at Birmingham, AL)

10/27/68	BOSTON	W	48-14
10/5/69	at Boston	W	23-14
10/26/69	BOSTON	W	23-17
9/27/70	at Boston	W	31-21
11/22/70	BOSTON	W	17-3
10/10/71	at New England	L	0-20
12/12/71	NEW ENGLAND	W	13-6
10/15/72	at New England	W	41-13
10/29/72	NEW ENGLAND	W	34-10
10/14/73	at New England	W	9-7
11/11/73	NEW ENGLAND	W	33-13
10/13/74	NEW ENGLAND	L	0-24
11/17/74	at New England	W	21-16
10/5/75	NEW ENGLAND	W	36-7
12/7/75	at New England	W	30-28
10/18/76	at New England	L	7-41
11/21/76	NEW ENGLAND	L	24-38
10/2/77	NEW ENGLAND	W	30-27
10/30/77	at New England	L	13-24
10/21/78	at New England	L	21-55
11/19/78	NEW ENGLAND	L	17-19
9/9/79	at New England	L	3-56

12/9/79	NEW ENGLAND	W	27-26
10/5/80	NEW ENGLAND	L	11-21
11/2/80	at New England	L	21-34
10/11/81	NEW ENGLAND	W	28-24
11/15/81	at New England	W	17-6
9/19/82	at New England	W	31-7
9/18/83	at New England	L	13-23
11/27/83	NEW ENGLAND	W	26-3
9/30/84	NEW ENGLAND	L	21-28
10/28/84	at New England	L	20-30
10/20/85	at New England	L	13-20
11/24/85	NEW ENGLAND	W	16-13 (OT)
12/28/85	NEW ENGLAND	L	14-26

(AFC Wild Card Playoffs)

9/11/86	NEW ENGLAND	L	6-20
10/12/86	at New England	W	31-24
9/21/87	NEW ENGLAND	W	43-24
12/13/87	at New England	L	20-42
9/04/88	at New England	L	3-28
11/13/88	NEW ENGLAND	L	13-14
9/10/89	NEW ENGLAND	L	24-27
11/5/89	at New England	W	27-26
9/30/90	at New England	W	37-13
12/23/90	NEW ENGLAND	W	42-7
11/17/91	at New England	W	28-21
12/15/91	NEW ENGLAND	L	3-6
10/4/92	NEW ENGLAND	W	30-21
11/22/92	at New England	L	3-24
9/26/93	NEW ENGLAND	W	45-7
11/28/93	at New England	W	6-0
10/16/94	NEW ENGLAND	W	24-17
12/4/94	at New England	L	13-24
11/5/95	NEW ENGLAND	L	7-20
12/10/95	at New England	L	28-31
11/10/96	NEW ENGLAND	L	27-31
12/8/96	at New England	L	10-34
9/14/97	at New England	L	24-27 (OT)
10/19/97	NEW ENGLAND	W	24-19
10/19/98	at New England	W	24-14
12/27/98	NEW ENGLAND	W	31-10
9/12/99	NEW ENGLAND	L	28-30
11/15/99	at New England	W	24-17
9/11/00	NEW ENGLAND	W	20-19
10/15/00	at New England	W	34-17
9/23/01	at New England	W	10-3
12/02/01	NEW ENGLAND	L	16-17
9/15/02	NEW ENGLAND	L	7-44
12/22/02	at New England	W	30-17
9/21/03	at New England	L	16-23
12/20/03	NEW ENGLAND	L	16-21
10/24/04	at New England	L	7-13
12/26/04	NEW ENGLAND	L	7-23
12/4/05	at New England	L	3-16
12/26/05	NEW ENGLAND	L	21-31
9/17/06	NEW ENGLAND	L	17-24
11/12/06	at New England	W	17-14
1/7/07	at New England	L	16-37

(AFC Wild Card Playoffs)

9/9/07	NEW ENGLAND	L	14-38
12/16/07	at New England	L	10-20
9/14/08	NEW ENGLAND	L	10-19
11/13/08	at New England	W	34-31 (OT)
9/20/09	NEW ENGLAND	W	16-9
11/22/09	at New England	L	14-31

NEW ORLEANS SAINTS

5-6 Overall / 2-4 Home / 3-2 Away

12/3/72	NEW ORLEANS	W	18-17
12/4/77	at New Orleans	W	16-13
12/14/80	NEW ORLEANS	L	20-21
11/21/83	at New Orleans	W	31-28
10/26/86	NEW ORLEANS	W	28-23
10/15/89	at New Orleans	L	14-29
12/26/92	NEW ORLEANS	L	0-20
12/24/95	NEW ORLEANS	L	0-12

11/4/01	at New Orleans	W	16-9
11/27/05	NEW ORLEANS	L	19-21
10/4/09	at New Orleans	L	10-24

NEW YORK GIANTS

4-7 Overall / 1-4 Home / 3-3 Away			
11/1/70	GIANTS	L	10-22
11/10/74	at Giants	W	26-20 (OT)
	(at Yale Bowl)		
11/1/81	at Giants	W	26-7
12/2/84	GIANTS	L	10-20
12/21/87	at Giants	L	7-20
12/18/88	GIANTS	W	27-21
10/31/93	at Giants	W	10-6
9/22/96	GIANTS	L	6-13
12/5/99	at Giants	L	28-41
11/2/03	GIANTS	L	28-31 (OT)
10/7/07	at Giants	L	24-35

OAKLAND RAIDERS

15-20-2 Regular Season (Postseason 2-2) 9-8-1 Home (Postseason 1-0) 6-12-1 Away (Postseason 1-2)

10/28/60	OAKLAND	L	27-28
11/11/60	at Oakland	W	31-28
12/29/61	at Oakland	W	14-6
11/11/61	OAKLAND	W	23-12
9/9/62	at Oakland	W	28-17
11/4/62	OAKLAND	W	31-21
10/7/63	OAKLAND	W	10-7
10/20/63	at Oakland	L	26-49
10/10/64	OAKLAND	W	35-13
11/22/64	at Oakland	L	26-35
10/16/65	OAKLAND	T	24-24
12/12/65	at Oakland	L	14-24
10/23/66	OAKLAND	L	21-24
12/3/66	at Oakland	T	28-28
10/7/67	OAKLAND	W	27-14
12/17/67	at Oakland	L	29-38
11/17/68	at Oakland	L	32-43
12/29/68	OAKLAND	W	27-23

(AFL Championship)

11/30/69	OAKLAND	L	14-27
12/6/70	OAKLAND	L	13-14
12/11/72	at Oakland	L	16-24
10/23/77	OAKLAND	L	27-28
10/21/79	OAKLAND	W	28-19
1/15/83	at Los Angeles	W	17-14

	(AFC Playoff)		
9/8/85	at Los Angeles	L	0-31
10/9/89	LOS ANGELES	L	7-14
10/10/93	at Los Angeles	L	20-24
10/1/95	OAKLAND	L	10-47
10/6/96	OAKLAND	L	13-34
9/21/97	OAKLAND	W	23-22
10/24/99	at Oakland	L	23-24
12/20/00	at Oakland	L	7-31
1/6/02	at Oakland	W	24-22
1/12/02	at Oakland	L	24-38

	(AFC Playoff)		
12/2/02	at Oakland	L	20-26
1/12/03	at Oakland	L	10-30
	(AFC Playoffs)		
11/9/03	at Oakland	W	27-24 (OT)
12/11/05	OAKLAND	W	26-10
12/31/06	OAKLAND	W	23-3
10/19/08	at Oakland	L	13-16 (OT)
10/25/09	at Oakland	W	38-0

PHILADELPHIA EAGLES

0-8 Overall / 0-4 Home / 0-4 Away			
12/9/73	at Philadelphia	L	23-24
12/18/77	at Philadelphia	L	0-27

11/12/78	at Philadelphia	L	9-17
12/20/87	PHILADELPHIA	L	27-38
10/3/93	PHILADELPHIA	L	30-35
12/14/96	PHILADELPHIA	L	20-21
10/26/03	at Philadelphia	L	17-24
10/14/07	PHILADELPHIA	L	9-16

PITTSBURGH STEELERS

3-15 Regular Season (Postseason 0-1)

3-9 Home / 0-6 Away (Postseason 0-1)

11/8/70	at Pittsburgh	L	17-21
10/21/73	at Pittsburgh	L	14-26
11/30/75	PITTSBURGH	L	7-20
11/27/77	PITTSBURGH	L	20-23
10/1/78	PITTSBURGH	L	17-28
9/20/81	at Pittsburgh	L	10-38
12/10/83	PITTSBURGH	L	7-34
9/6/84	PITTSBURGH	L	17-23
12/13/86	PITTSBURGH	L	24-45
10/30/88	PITTSBURGH	W	24-20
12/10/89	PITTSBURGH	L	0-13
11/25/90	PITTSBURGH	L	7-24
09/13/92	at Pittsburgh	L	10-27
10/8/00	PITTSBURGH	L	3-20
12/9/01	at Pittsburgh	L	7-18
12/14/03	PITTSBURGH	W	6-0
12/12/04	at Pittsburgh	L	6-17
1/15/05	at Pittsburgh	L	17-20 (OT)
	(AFC Divisional Playoff)		
11/18/07	PITTSBURGH	W	19-16 (OT)

SAN DIEGO CHARGERS

11-19-1 Regular Season (Postseason 2-0)/ 5-7-1 Home / 6-12 Away (Postseason 2-0)

11/4/60	LOS ANGELES	L	7-21
12/18/60	at Los Angeles	L	43-50
10/15/61	SAN DIEGO	L	10-25
11/5/61	at San Diego	L	13-48
9/16/62	at San Diego	L	14-40
10/28/62	SAN DIEGO	W	23-3
10/13/63	at San Diego	L	20-24
11/2/63	SAN DIEGO	L	7-53
10/3/64	SAN DIEGO	T	17-17
12/6/64	at San Diego	L	3-38
10/23/65	SAN DIEGO	L	9-34
9/28/69	at San Diego	L	27-34
12/4/65	at San Diego	L	7-38
10/8/66	SAN DIEGO	W	17-16
12/11/66	at San Diego	L	27-42
12/24/67	at San Diego	W	42-31
10/5/68	SAN DIEGO	W	23-20
11/24/68	at San Diego	W	37-15
10/31/71	at San Diego	L	21-49
12/1/74	SAN DIEGO	W	27-14
12/15/75	at San Diego	L	16-24
9/4/83	at San Diego	W	41-29
12/3/89	at San Diego	W	20-17
10/14/90	SAN DIEGO	L	3-39
12/2/90	at San Diego	L	17-38
11/24/91	SAN DIEGO	W	24-3
12/18/94	SAN DIEGO	L	6-21
11/3/02	at San Diego	W	44-13
9/19/04	at San Diego	W	34-28
1/8/05	at San Diego	W	20-17 (OT)

	(AFC Wild Card Game)		
11/6/05	SAN DIEGO	L	26-31
9/22/08	at San Diego	L	29-48
1/17/10	at San Diego	W	17-14
	(AFC Divisional Game)		

SAN FRANCISCO 49ERS

2-9 Overall / 1-5 Home / 1-4 Away

11/28/71	SAN FRANCISCO	L	21-24
10/3/76	at San Francisco	L	6-17
9/21/80	SAN FRANCISCO	L	27-37
10/30/83	at San Francisco	W	27-13
12/7/86	at San Francisco	L	10-24
10/29/89	SAN FRANCISCO	L	10-23
9/20/92	SAN FRANCISCO	L	14-31
10/6/98	at San Francisco	L	30-36 (OT)
10/1/01	SAN FRANCISCO	L	17-19
10/17/04	SAN FRANCISCO	W	22-14
12/7/08	at San Francisco	L	14-24

SEATTLE SEAHAWKS

8-9 Overall / 5-5 Home / 3-4 Away

11/13/77	SEATTLE	L	0-17
9/17/78	SEATTLE	L	17-24
11/26/79	at Seattle	L	7-30
10/19/80	SEATTLE	L	17-27
10/25/81	SEATTLE	L	3-19
12/6/81	at Seattle	L	23-27
9/11/83	SEATTLE	L	10-17
10/27/85	SEATTLE	W	17-14
11/2/86	at Seattle	W	38-7
11/9/87	SEATTLE	W	30-14
9/8/91	at Seattle	L	13-20
11/16/95	at Seattle	W	16-10
8/31/97	at Seattle	W	41-3
12/6/98	SEATTLE	W	32-31
1/2/00	SEATTLE	W	19-19
12/19/04	SEATTLE	W	37-14
12/19/04	SEATTLE	W	37-14
12/21/08	at Seattle	L	3-13

ST. LOUIS RAMS

3-9 Overall / 2-4 Home / 1-5 Away

11/15/70	at Los Angeles	W	31-20
10/27/74	LOS ANGELES	L	13-20
11/30/80	at Los Angeles	L	13-38
9/25/83	LOS ANGELES	W	27-24 (OT)
11/20/86	LOS ANGELES	L	3-17
12/17/89	at Los Angeles	L	14-38
9/27/92	at Los Angeles	L	10-18
12/3/95	ST. LOUIS	L	20-23
10/11/98	at St. Louis	L	10-30
10/21/01	ST. LOUIS	L	14-34
1/2/05	at St. Louis	L	29-32 (OT)
11/9/08	St. LOUIS	W	47-3

TAMPA BAY BUCCANEERS

9-1 Overall / 6-0 Home / 3-1 Away

11/14/76	TAMPA BAY	W	34-0
12/12/82	TAMPA BAY	W	32-17
12/16/84	at Tampa Bay	L	21-41
11/17/85	TAMPA BAY	W	62-28
12/30/90	at Tampa Bay	W	16-14
9/9/91	TAMPA BAY	W	16-13
12/14/97	TAMPA BAY	W	31-0
9/24/00	at Tampa Bay	W	21-17
10/9/05	TAMPA BAY	W	14-12
12/13/09	at Tampa Bay	W	26-3

TENNESSEE TITANS

17-21-1 Regular Season (Postseason 0-1)

11-6-1 Home / 6-15 Away (Postseason 0-1)

10/9/60	at Houston	L	21-27
10/23/60	HOUSTON	L	28-42
11/19/61	at Houston	L	13-49
12/10/61	HOUSTON	L	21-48
10/14/62	at Houston	L	17-56



12/15/62	HOUSTON	L	10-44
9/22/63	HOUSTON	W	24-17
11/10/63	at Houston	L	27-31
10/17/64	HOUSTON	W	24-21
12/13/64	at Houston	L	17-33
9/12/65	at Houston	L	21-27
11/21/65	HOUSTON	W	41-14
9/18/66	HOUSTON	W	52-13
10/16/66	at Houston	L	0-24
10/15/67	HOUSTON	T	28-28 (OT)
10/20/68	at Houston	W	20-14
11/10/68	HOUSTON	W	26-7
10/20/69	HOUSTON	W	26-17
12/6/69	at Houston	W	34-26
10/1/72	at Houston	L	20-26
11/3/74	HOUSTON	L	22-27
9/18/77	at Houston	L	0-20
10/28/79	at Houston	L	24-27 (OT)
11/23/80	HOUSTON	W	31-28 (OT)
9/27/81	HOUSTON	W	33-17
11/18/84	at Houston	L	20-31
9/18/88	HOUSTON	W	45-3
10/28/90	at Houston	W	17-12

10/13/91	HOUSTON	L	20-23
12/29/91	at Houston	L	10-17
(AFC Wild Card Game)			
1/2/94	at Houston	L	0-24
12/24/94	at Houston	L	10-24
12/17/95	at Houston	L	6-23
12/1/96	HOUSTON	L	10-35
11/22/98	at Tennessee	W	24-3
12/1/03	TENNESSEE	W	24-17
9/10/06	at Tennessee	W	23-16
12/23/07	at Tennessee	L	6-10
11/23/08	at Tennessee	W	34-13
9/27/09	TENNESSEE	W	24-17

WASHINGTON REDSKINS

1-8 Regular Season

0-4 Home / 1-4 Away

11/5/72	WASHINGTON	L	17-35
12/5/76	WASHINGTON	L	16-37
9/24/78	at Washington	L	3-23
10/25/87	at Washington	L	16-17
12/11/93	at Washington	W	3-0

9/29/96	at Washington	L	16-31
9/26/99	WASHINGTON	L	20-27
9/4/03	at Washington	L	13-16
11/4/07	WASHINGTON	L	20-23 (OT)

ALL-TIME COACHING ROSTER

Alexander, Paul, 1992-93
Alosi, Sal, 2001-05, '07-
 Anderson, Richie, 2006
 Austin, Bill, 1985
 Baird, Bill, 1980-84
 Baker, Ralph, 1980-84
 Bates, Jeremy, 2005
 Baugh, Sammy, 1960-61
 (Head Coach)
 Bech, Brett, 2006
 Beightol, Larry, 1990-94
 Belichick, Bill, 1997-99
 Berbenich, Tim, 2003-05
 Biles, Ed, 1972-73
Bloomgren, Mike, 2007-
 Bowles, Todd, 2000
 Bradley, Bill, 2001-03
 Bratkowski, Zeke, 1985-89, 1995-96
 Breau, Don, 1994
 Brown, Corwin, 2004-06
 Brown, Kippy, 1990-92
Callahan, Bill, 2008-
 Callahan, Ray, 1983-89
 Canales, Mike, 2003
Carrier, Mark, 2010-
 Carroll, Pete, 1990-94
 (Head Coach, 1994)
 Carson, Bud, 1985-88
 Carter, Rubin, 2001-03
 Carthon, Maurice, 1997-2000
 Casullo, Bob, 2004
Cavanaugh, Matt, 2009-
 Chambers, Wallace, 1988-89
 Champion, Jim, 1976
 Cidzik, Ryan, 2009
 Coslet, Bruce, 1990-93
 (Head Coach)
 Cottrell, Ted, 2001-03
 Cox, Bryan, 2006-08
 Coyer, Larry, 1994
 Crennel, Romeo, 1997-99
 Crowe, Burley, 1976
 Curl, Dick, 2003-05
 Daboll, Brian, 2007-08
 Daniels, Joe, 1990-91
 DeFilippo, John, 2009
Devlin, Mike, 2006-
 Dell Isola, John, 1960-62
 Dickerson, Andy, 2006-08

Donaldson, J.D., 1963-67
 Donatelli, Ed, 1990-94
 Edwards, Herman, 2001-05
 (Head Coach)
Ellard, Henry, 2009-
 Erhardt, Ron, 1996-97
 Ewbank, Weeb, 1963-73
 (Head Coach)
 Falvine, Chip, 1995-96
 Faulkner, Mike, 1983-89
 Fazio, Foge, 1990-94
 Fry, Bob, 1974-82
 Gamble, Tom, 1995-96
 Gardi, Joe, 1976-84
 Gash, Sam, 2005-06
 Giunta, Peter, 1995-96
 Groh, Al, 1997-2000
 (Head Coach, 2000)
 Hackett, Paul, 2001-04
 Haering, Joe, 1978-79
 Haley, Todd, 2007-2000
 Hamilton, Pep, 1993-05
 Hamilton, Ray, 1995-96
 Hammond, Bobby, 1983-89
 Harris, Bishop, 2001-04
 Harris, Walt, 1992-94
 Hawkins, Ralph, 1989
 Heimerdinger, Mike, 2005
 Henderson, Donnie, 2004-05
 Henderson, Jerome, 2007-08
 Henning, Dan, 1976-78, 1998-2000
 Henning, Mike, 2001-02
 Hernandez, Lou, 2001
 Herrmann, Jim, 2006-08
 Hewgley, C.W. "Wimp", 1971-73
 Hodgson, Pat, 1996-98
 Holovak, Mike, 1973-74
 (Head Coach, 1976)
 Holtz, Lou, 1976
 (Head Coach)
 Hostler, Jim, 2003-04
 Humenuik, Rod, 1989
 Idzik, John, 1977-79
 Jones, Mike, 2007-08
 Kiffin, Monte, 1990
 Kirk, Jerry, 1976
 Knox, Chuck, 1963-66
 Kotite, Rich, 1983-89, 1995-96
 (Head Coach, 1995-96)

Kotwica, Ben, 2007-
 Ledbetter, Bob, 1977-82
 Locklin, Kerry, 2009
 Lott, James, 2003
 Lott, John, 1997-2004
 Lytle, Rick, 2006-08
Lynn, Anthony, 2009-
 MacIntyre, Mike, 2007
 Mackrides, Greg, 1990-94
 Mandolesi, Jay, 2005-06
 Mangini, Eric, 1997-99
 (Head Coach, 2006-08)
 Mann, Richard, 1994-96
 Marcin, Denny, 2004-06
 Marrone, Doug, 2002-05
 Mattura, Chris, 2004-05
 Mazur, John, 1977-80
 McCulley, Pete, 1979-82
 Mazzone, Noel, 2006-08
 Merritt, Dave, 2001-03
 Michael, Jason, 2006-07
 Michaels, Walt, 1963-72, 1976-82
 (Head Coach, 1977-82)
 Muir, Bill, 1995-2001
 Myers, Chip, 1990-93
 Nolan, Mike, 2000
 O'Dea, Kevin, 2008-09
 O'Neil, Jim, 2009
 Parcells, Bill, 1997-99
 (Head Coach)
 Pasquale, Larry, 1980-89
 Paul, Markus, 2005-06
 Pettay, Phil, 2001-02
Pettine, Mike, 2009-
 Plank, Doug, 2009
 Price, Eric, 2001-02
 Quinn, Dan, 2007-08
 Radakovich, Dan, 1985-88
 Raye, Jimmy, 2002-03, 2006-08
 Ringo, Jim, 1983-84
 Rison, Mose, 2001-02
 Roberts, Al, 1991-93
 Roberts, William, 1999-2000
 Robinson, Greg, 1990-94
 Roland, Johnny, 1993-94
 Rose, Ken, 1995-96
 Rush, Clive, 1963-68
 Rutigliano, Sam, 1974-75
 Ryan, James (Buddy), 1968-75

Ryan, Rex, 2009-
 (Head Coach)
 Sauer Sr., George, 1962
 Seely, Brad, 1994
 Sekanovich, Dan, 1977-82
Schottenheimer, Brian, 2006-
 Sherman, Ray, 1994
 Shipp, Ken, 1973-75
 (Head Coach, 1975)
 Smith, Brian, 2007-09
 Spavital, Jim, 1975
 Spencer, Joe, 1968-70
 Sprinkle, Ed, 1962
 Steber, John, 1960-61
Sutton, Bob, 2000-
 Sweatman, Mike, 1997-2000
 Szott, Dave, 2004-05
 Taylor, Hugh "Bones", 1960-62
Thorne, Kyle, 2008-
Thurman, Dennis, 2009-
 Todd, Dick, 1960
 Trimble, Steve, 1994
 Turner, Clyde "Bulldog", 1962
 (Head Coach)
 Vecchiarelli, Jim, 1985-89, 1995-96
 Voris, Dick, 1974-75
 Wainwright, Nate, 2001-05
 Walton, Joe, 1981-89
 (Head Coach, 1983-89)
Weeks, Jeff, 2009-
 Weis, Charlie, 1997-99
Westhoff, Mike, 2001-
 Whisenhunt, Ken, 2000
 Williams, Jim, 1982-89, 1995-96
 Winner, Charley, 1973-75
 (Head Coach, 1974-75)
 Wise, Tony, 2006-07
 Wood, Dick, 1995-96
 Woods, Sparky, 1994
 Wylie, Bob, 1990-91
 Zernhelt, John, 2005
 Zwahlen, Ernie, 1967

PRIME TIME/OVERTIME/THANKSGIVING

MONDAY NIGHT FOOTBALL

17-23 Overall / 10-7 Home / 7-16 Away

10/12/09	at Miami	L	27-31
9/22/08	at San Diego	L	29-48
12/25/06	at Miami	W	13-10
12/26/05	NEW ENGLAND	L	21-31
10/24/05	at Atlanta	L	14-27
11/1/04	MIAMI	W	41-14
12/1/03	TENNESSEE	W	24-17
12/2/02	at Oakland	L	20-26
10/1/01	SAN FRANCISCO	L	17-19
10/23/00	MIAMI	W	40-37 OT
9/11/00	NEW ENGLAND	W	20-19
12/27/99	at Miami	W	38-31
11/15/99	at New England	W	24-17
10/11/99	JACKSONVILLE	L	6-16
10/19/98	at New England	W	24-14
10/26/92	BUFFALO	L	20-24
9/23/91	at Chicago	L	13-19 OT
9/24/90	BUFFALO	L	7-30
10/9/89	LA RAIDERS	L	7-14
10/17/88	BUFFALO	L	14-37
12/7/87	at Miami	L	28-37
11/9/87	SEATTLE	W	30-14
9/21/87	NEW ENGLAND	W	43-24
11/24/86	at Miami	L	3-45
10/20/86	DENVER	W	22-10
10/14/85	MIAMI	W	23-7
11/26/84	at Miami	L	17-28
11/21/83	at New Orleans	W	31-28
10/3/83	at Buffalo	W	34-10
12/6/82	at Detroit	W	28-13
10/27/80	MIAMI	W	17-14
11/26/79	at Seattle	L	7-30
10/15/79	MINNESOTA	W	14-7
10/18/76	at New England	L	7-41
12/15/75	at San Diego	L	16-24
10/7/74	at Miami	L	17-21
9/17/73	at Green Bay	L	7-23
12/11/72	at Oakland	L	16-24
9/27/71	at St. Louis	L	10-17
9/21/70	at Cleveland	L	21-31

SUNDAY NIGHT FOOTBALL

8-11 Overall / 4-3 Home / 4-8 Away

1/3/10	CINCINNATI	W	37-0
11/27/05	NEW ORLEANS	L	19-21
11/10/02	MIAMI	W	13-10
12/22/02	at New England	W	30-17
11/4/01	at New Orleans	W	16-9
12/23/01	at Indianapolis	W	29-28
11/12/00	at Indianapolis	L	15-23
12/11/00	at Oakland	L	7-31
9/19/99	at Buffalo	L	3-17
12/13/98	at Miami	W	21-16
9/14/97	at New England	L	24-27 OT
9/29/96	at Washington	L	16-31
10/1/95	OAKLAND	L	10-47
9/25/94	CHICAGO	L	7-19
9/26/93	NEW ENGLAND	W	45-7
1/02/93	at Houston	L	0-24
10/4/92	NEW ENGLAND	W	30-21
12/20/92	at Miami	L	17-19
11/19/89	at Indianapolis	L	10-27

THURSDAY/FRIDAY/SATURDAY NIGHT FOOTBALL

12/3/09	at Buffalo*	W	19-13	Thu
11/13/08	at New England	W	34-31	OT
9/4/03	at Washington	L	13-16	Thu
12/20/03	NEW ENGLAND	L	16-21	Sat
9/11/86	NEW ENGLAND	L	6-20	Thu
9/6/84	PITTSBURGH	L	17-23	Thu
12/16/83	at Miami	L	14-34	Fri

*At Rogers Centre, Toronto, Canada

THANKSGIVING DAY GAMES

11/22/07	at Dallas	L	3-34
11/28/85	at Detroit	L	20-31
11/23/72	at Detroit	L	20-37
11/22/62	at Denver	W	46-45
11/23/61	BUFFALO	W	21-14
11/24/60	DALLAS	W	41-35

OVERTIME GAMES

17-17-2 Overall / 12-7-1 Home / 5-10-1 Away

10/18/09	BUFFALO	L	13-16
11/13/08	at New England	W	34-31
10/19/08	at OAKLAND	L	13-16
12/30/07	KANSAS CITY	W	13-10
11/18/07	PITTSBURGH	W	19-16
11/4/07	WASHINGTON	L	20-23
9/25/05	JACKSONVILLE	L	20-26
1/15/05	at Pittsburgh*	L	17-20
1/8/05	at San Diego*	W	20-17
1/2/05	at St. Louis	L	29-32
11/9/03	at Oakland	W	27-24
11/2/03	GIANTS	L	28-31
9/8/02	at Buffalo	W	37-31
10/23/00	MIAMI	W	40-37
9/6/98	at San Francisco	L	30-36
11/2/97	BALTIMORE	W	19-16
9/14/97	at New England	L	24-27
9/10/95	INDIANAPOLIS	L	24-27
9/11/94	DENVER	W	25-22
10/11/92	at Indianapolis	L	3-6
12/22/91	at Miami	W	23-20
11/3/91	GREEN BAY	W	19-16
9/23/91	at Chicago	L	13-19
11/20/88	at Buffalo	L	6-9
10/2/88	KANSAS CITY	T	17-17
10/23/87	MIAMI	W	37-31
1/3/87	at Cleveland*	L	20-23 2OT
9/21/86	MIAMI	W	51-45
11/24/85	NEW ENGLAND	W	16-13
9/25/83	LA RAMS	W	27-24
10/24/81	at Miami	T	28-28
11/23/80	HOUSTON	W	31-28
10/28/79	at Houston	L	24-27
9/2/79	CLEVELAND	L	22-25
12/10/78	at Cleveland	L	34-37
11/10/74	at GIANTS	W	26-20

*Postseason

THE FIRST THANKSGIVING - 11.24.60

When Titans' founder Harry Wismer announced the 1960 schedule, he trumpeted the Thanksgiving Day game as an annual fixture to the AFL landscape. The victory for the Titans that first Thanksgiving Day was the first of three straight for the franchise, which in becoming the Jets in 1963 gave up the traditional spot on the calendar. The Jets have only appeared three times since 1962 on Thanksgiving Day, losing to the Detroit Lions in 1972 and 1985 and, in a renewal of the original Thanksgiving rivalry, they lost to the Dallas Cowboys in 2007.

TITANS 41, TEXANS 35

(as described by the legendary Dick Young in the *New York Daily News*)

"A piping-hot Turkey Day football feast, stuffed with 76 juicy points, whetted the appetites of 14,344 late diners at the Polo Grounds, as the Titans outgorged the Dallas Texans, 41-35...Most responsible for the satisfying PG finale was Al Dorow, the hairless wower. He fired the ball 301 yards via 21 completions in 33 heaves — mostly to Don Maynard and Art Powell, the most sure-handed duo in the loop...It seemed, with the fourth period well under way, that the Titans had a breeze. Maynard's incredible pass-clutching, with defenders clinging to his thin neck, had moved New York ahead, 34-13. Then the Texans came on with a rush as big as all Alaska. They scored three TDs within a space of seven minutes — and in between their second and third scores, the Titans also put one across. That's the type of game it was."

Texans	0	10	3	22	35
Titans	14	14	0	13	41
Texans Titans					
First Downs	18	24			
Rushing Yards	189	98			
Passing Yards	226	301			
Att-Comp-Int	37-14-1	33-21-1			
Punts-Avg.	4-35.7	5-36.1			
Fumbles lost	1	1			
Yards Penalized	72	31			

SCORING SUMMARY

- 1st** NY — Maynard 30 pass from Dorow (Shockey kick)
 NY — Donahoo 57 fumble return (Shockey kick)
- 2nd** DTX — Spikes 13 FG
 DTX — Haynes 67 run (Spikes kick)
 NY — Dorow 3 run (Shockey kick)
 NY — Powell 1 pass from Dorow (Shockey kick)
- 3rd** DTX — Spikes 11 FG
- 4th** NY — Mathis 1 run (kick failed)
 DTX — Burford 18 pass from Davidson (Spikes kick)
 DTX — Haynes 20 run (Johnson pass from Enis)
 NY — Bohling 2 run (Shockey kick)
 DTX — Boyston 4 pass from Davidson (Spikes kick)

100-YARD RUSHING GAMES (JETS/TITANS)

RUSHING

Player	Date	Tm	Att	Yds	Avg	Lg	TD
Thomas Jones	10/18/09	BUF	22	210	9.5	71t	1
Curtis Martin	12/3/00	IND	30	203	6.8	55	1
Freeman McNeil*	1/9/83	@CIN	21	202	9.6	35	1
Adrian Murrell	10/27/96	@ARZ	31	199	6.4	78	1
Curtis Martin	9/12/04	CIN	29	196	6.8	24t	1
Freeman McNeil	9/15/85	BUF	18	192	10.7	69	2
Freeman McNeil	11/15/87	@KC	26	184	7.1	30	0
Matt Snell	10/17/64	HOU	31	180	5.8	38	0
Curtis Martin	12/14/03	PIT	30	174	5.8	56	0
Freeman McNeil	10/14/85	MIA	28	173	6.2	20	0
Matt Snell	10/10/64	OAK	26	168	6.5	42	2
John Riggins	10/15/72	@NE	32	168	5.3	12	1
Emerson Boozer	12/9/73	@PHI	21	160	7.6	52	1
Curtis Martin	10/28/01	@CAR	27	159	5.9	36	0
Thomas Jones	10/19/08	@OAK	24	159	6.6	31	0



Emerson Boozer

Curtis Martin	1/2/00	SEA	34	158	4.6	50	1
Adrian Murrell	9/28/97	@CIN	40	156	3.9	13	1
Johnny Johnson	12/11/93	@WAS	32	155	4.8	25	0
Freeman McNeil	10/2/88	KC	22	154	7.0	28	0
Curtis Martin	1/2/05	@SL	28	153	5.5	20	0
John Riggins	12/7/75	@NE	20	152	7.6	42	2
Freeman McNeil	10/27/85	SEA	22	151	6.9	30	0
Emerson Boozer	10/15/72	@NE	18	150	8.3	37t	3
Freeman McNeil	9/16/84	CIN	26	150	5.8	33t	2
Freeman McNeil	11/3/85	@IND	26	149	5.7	20	1
Curtis Martin	11/15/99	@NE	31	149	4.8	36t	1
Thomas Jones	11/9/08	SL	26	149	5.7	20	3
Curtis Martin	10/16/05	@BUF	18	148	8.2	49	1
John Riggins	9/28/75	@KC	27	145	5.4	20	2
Curtis Martin	9/20/98	IND	23	144	6.3	17	0
Shonn Greene	10/25/09	@OAK	19	144	7.6	33t	2
Johnny Hector	12/10/86	@NE	40	143	3.6	16	3
Shonn Greene	10/15/00	@NE	34	143	4.2	22	3
Johnny Johnson	11/14/93	@IND	21	141	6.7	57t	1
Freeman McNeil	9/11/83	SEA	22	140	6.4	19	0
Thomas Jones	11/30/08	DEN	16	138	8.6	59t	2
Freeman McNeil	12/13/86	PIT	23	137	6.0	30	0
Kevin Long	10/15/78	@BAL	26	136	5.2	27	1
Carl Garrett	9/28/75	@KC	16	135	8.4	40	1
Freeman McNeil*	12/28/86	KC	31	135	4.4	24	1
Curtis Martin	10/7/01	@BUF	26	135	5.2	17	2
Shonn Greene*	1/09/10	@CIN	21	135	6.4	39t	1
Adrian Murrell	9/29/96	@WAS	31	134	4.3	25	1
Curtis Martin	11/15/98	@IND	28	134	4.8	11	0
Curtis Martin	12/5/04	HST	23	134	5.8	22	1
Curtis Martin	12/19/04	SEA	24	134	5.6	20	2
Matt Snell	11/21/65	HOU	18	132	7.3	44	0

Player	Date	Tm	Att	Yds	Avg	Lg	TD
John Riggins	10/14/73	@NE	28	132	4.7	14	0
Freeman McNeil	11/4/84	MIA	20	132	6.6	52	1
Johnny Hector	12/22/91	@MIA	13	132	10.2	47	0
Adrian Murrell	8/31/97	@SEA	24	131	5.5	15	0
Curtis Martin	11/7/99	ARZ	38	131	3.4	17	0
Thomas Jones	10/14/07	PHI	24	130	5.4	36	0
Bill Mathis	11/21/65	HOU	15	129	8.6	79	0
Emerson Boozer	10/12/69	@DET	15	129	8.6	38	0
Leon Washington	10/22/06	DET	20	129	6.5	23	2
Adrian Murrell	11/10/96	NE	31	128	4.1	26	2
Curtis Martin	10/17/99	IND	23	128	5.6	28	0
Shonn Greene*	1/17/10	@SD	23	128	5.6	53t	1
Bill Mathis	11/11/61	OAK	20	127	6.4	30	2
Curtis Martin	12/15/02	@CHI	21	127	6.0	35	0
Johnny Johnson	9/25/94	CHI	12	126	10.5	90	1
John Riggins	9/17/72	@BUF	26	125	4.8	16t	1
Clark Gaines	11/4/79	@GB	16	125	7.8	52	0
Blair Thomas	9/23/91	@CHI	27	125	4.6	17	0
Matt Snell	12/17/66	BOS	22	124	5.6	25t	1
Matt Snell	9/29/68	@BUF	12	124	10.3	60	0
Curtis Martin*	1/10/99	JAX	36	124	3.4	15	2
Freeman McNeil	11/21/82	BAL	22	123	5.6	34	1
Curtis Martin	11/22/98	@TEN	27	123	4.6	31t	1
Curtis Martin	10/24/99	@OAK	26	123	4.7	23	0
Curtis Martin	12/30/01	BUF	20	123	6.2	47	0
Johnny Johnson	10/16/94	NE	21	122	5.8	16	0
Curtis Martin	12/23/01	@IND	23	122	5.3	29	0
Matt Snell*	1/12/69	BAL	30	121	4.0	12	1
Cliff McClain	11/23/72	@DET	10	121	12.1	30	0
Thomas Jones	10/25/09	@OAK	26	121	4.7	26	1
Freeman McNeil	9/4/83	@SD	23	120	5.2	17	1
Curtis Martin	10/14/01	MIA	22	120	5.5	27t	1
Curtis Martin	11/24/02	BUF	21	120	5.7	17	1
Ed Marinaro	10/10/76	BUF	31	119	3.8	12	1
Clark Gaines	10/31/76	@BUF	24	119	5.0	13	0
Curtis Martin	10/6/02	KC	21	119	5.7	35	1
Curtis Martin	9/19/04	@SD	32	119	3.7	12	2
Curtis Martin	11/14/04	BLT	28	119	4.3	21	2
Bruce Harper	10/3/83	@BUF	9	118	13.1	46	0
Emerson Boozer	12/17/66	BOS	23	117	5.1	54	1
George Nook	11/29/70	MIN	32	117	3.7	15t	1
Tom Newton	12/14/80	NO	23	117	5.1	13	0
Johnny Hector	10/5/86	BUF	18	117	6.5	41	0
Thomas Jones	11/18/07	PIT	30	117	3.9	26	0
Emerson Boozer	10/17/71	BUF	31	116	3.7	15	1
John Riggins	9/15/74	@KC	22	116	5.3	29	0
Freeman McNeil	9/12/82	MIA	13	116	8.9	48	0
Freeman McNeil	11/26/84	@MIA	24	116	4.8	39	0
Adrian Murrell	11/26/95	@SEA	24	116	4.8	21	1
Emerson Boozer	12/6/70	OAK	26	115	4.4	27	0
Freeman McNeil	9/29/85	IND	25	115	4.6	18	0
Curtis Martin	11/1/04	MIA	19	115	6.1	25t	1
LaMont Jordan	11/1/04	MIA	14	115	8.2	25t	1
Emerson Boozer	12/13/70	@MIA	18	114	6.3	21	0
Johnny Hector	11/28/85	@DET	23	114	5.0	16	0
Curtis Martin	12/19/99	@DITX	26	113	4.3	20	0
Curtis Martin	11/11/01	KC	20	113	5.7	25t	3
Freeman McNeil	9/2/84	@IND	29	112	3.9	10	0
Freeman McNeil	9/23/84	@BUF	24	112	4.7	25	0
Curtis Martin	11/17/02	@DET	22	112	5.1	25	0
Ed Marinaro	10/3/76	@SF	21	111	5.3	17	1
Curtis Martin	11/27/04	SF	25	111	4.4	14	2
Freeman McNeil	10/28/84	@NE	17	110	6.5	53	0
Adrian Murrell	9/14/97	@NE	18	110	6.1	21	0
Curtis Martin	11/29/98	CAR	21	110	5.2	60t	2
Curtis Martin	9/3/00	@GB	30	110	3.7	23	1
Curtis Martin	10/26/03	@PHI	20	110	5.5	21	0
Curtis Martin	10/3/04	@MIA	24	110	4.6	13	1
Thomas Jones	9/23/07	MIA	25	110	4.4	12	0
Bill Mathis	10/1/61	BOS	19	109	5.7	12	2
Matt Snell	10/26/69	BOS	23	109	4.7	12t	1
Clark Gaines	12/5/76	WAS	19	109	5.7	17	1
Thomas Jones	12/3/09	@BUF	23	109	4.7	29	0

Player	Date	Opp	Att	Yds	Avg	Lg	TD
Matt Snell	9/21/70	@CLE	16	108	6.8	19	0
John Riggins	11/2/75	BUF	24	108	4.5	11	0
Curtis Martin	10/4/98	MIA	36	108	3.0	15	1
Curtis Martin	11/2/03	NYG	28	108	3.9	15	0
John Riggins	12/15/74	@BAL	21	107	5.1	20	2
Scott Dickering	11/27/77	PIT	23	107	4.7	21	0
Kevin Long	12/3/78	BAL	19	107	5.6	16	0
Freeman McNeil	10/7/84	@KC	19	107	5.6	16	0
Freeman McNeil	11/10/85	@MIA	26	107	4.1	13	0
Curtis Martin	10/19/98	@NE	28	107	3.8	14	0
LaMont Jordan	11/3/02	@SD	13	107	8.2	61t	1
Thomas Jones	9/13/09	@HST	20	107	5.4	39	2
Dick Christy	9/9/62	@OAK	10	106	10.6	47	0
Matt Snell	9/14/69	@BUF	26	106	4.1	34	1
Emerson Boozer	12/17/72	CLE	22	106	4.8	15	1
Freeman McNeil	9/19/82	@NE	19	106	5.6	29	1
Freeman McNeil	12/21/86	@CIN	17	106	6.2	16	2
Johnny Hector	12/3/89	@SD	20	106	5.3	21	0
Curtis Martin	9/23/01	@NE	24	106	4.4	15	1
Curtis Martin*	1/12/02	@OAK	16	106	6.6	22	0
Curtis Martin	12/22/02	@NE	26	106	4.1	9	0
Thomas Jones	12/9/07	CLV	24	106	4.4	17	0
John Riggins	11/23/72	DET	24	105	4.4	16	1
Emerson Boozer	12/2/73	BAL	24	105	4.4	...	0
Curtis Martin	11/16/03	@IND	13	105	8.1	28	0
Cedric Houston	12/3/06	@GB	22	105	4.8	31	2
Freeman McNeil	11/16/86	IND	18	104	5.8	40	0
Johnny Hector	12/13/87	@NE	22	104	4.7	15	1

Player	Date	Opp	Att	Yds	Avg	Lg	TD
Thomas Jones	11/13/08	@NE	30	104	3.5	13	1
Matt Snell	12/20/64	@KC	16	103	6.4	23	1
Clark Gaines	11/14/76	TB	27	103	3.8	14t	1
Clark Gaines	12/4/77	@NO	22	103	4.7	19	0
Freeman McNeil	11/22/87	BUF	20	103	5.2	16	0
Brad Baxter	11/1/92	MIA	20	103	5.2	28	0
Adrian Murrell	11/24/96	@BUF	19	103	5.4	14	0
Thomas Jones	11/22/09	@NE	21	103	4.9	15	0
Matt Snell	9/12/65	@HOU	16	102	6.4	26	1
Matt Snell	12/11/66	@SD	18	102	5.7	22	1
Clark Gaines	10/24/76	BAL	12	102	8.5	33	0
Freeman McNeil	12/4/83	@BAL	24	102	4.3	10	0
Adrian Murrell	10/6/96	OAK	20	102	5.1	42	0
Curtis Martin	12/27/98	NE	29	102	3.5	17	0
LaMont Jordan*	1/4/03	IND	20	102	5.1	13	2
Thomas Jones	11/1/09	MIA	27	102	3.8	11	0
Bob Burns	11/10/74	@NYG	21	101	4.8	12	0
Freeman McNeil*	1/15/83	@LRD	23	101	4.6	26	0
Curtis Martin	10/25/98	ATL	25	101	4.0	13	1
Leon Washington	10/8/06	@JAX	23	101	4.4	19	0
Thomas Jones	9/7/08	@MIA	22	101	4.6	14	1
Mark Smolinski	9/8/63	@BOS	8	100	12.5	56	0
John Riggins	10/13/74	NE	16	100	6.3	34	0
Kevin Long	10/12/80	@ATL	25	100	4.0	9	1
Freeman McNeil	12/10/88	IND	23	100	4.3	13	1
Blair Thomas	9/30/90	@NE	20	100	5.0	21	0

*Postseason

100-YARD RUSHING GAMES (OPPONENTS)

RUSHING


Player	Date	Opp	Att	Yds	Avg	Lg	TD
Cookie Gilchrist	12/08/63	@BUF	36	243	6.8	32	5
Billy Cannon	12/10/61	HOU	25	216	8.6	61t	3
Thurman Thomas	9/24/90	BUF	18	214	11.9	60	0
Tony Collins	9/18/83	@NE	23	212	9.2	39t	3
O.J. Simpson	12/16/73	BUF	34	200	5.9	30	1
Clem Daniels	10/20/63	@OAK	27	200	7.4	74t	2
Curtis Martin	9/14/97	@NE	40	199	5.0	33	1
Norm Bulaich	9/19/71	@BAL	22	198	9.0	67t	1
Clinton Portis	11/4/07	WAS	36	196	5.4	32	1
Trung Canidate	10/21/01	SL	23	195	8.5	44t	2
Mike Garrett	11/5/67	@KC	23	192	8.3	28	1
Eric Dickerson	9/25/83	LAN	28	192	6.9	85t	2
Barry Foster	9/13/92	@PIT	33	190	5.8	54	2
Brad Hubbard	12/24/67	@SD	15	189	12.6	80t	2
Garrison Hearst	9/6/98	@SF	20	187	9.4	96t	2
Barry Sanders	12/21/97	@DET	23	184	8.0	53	1
Sid Blanks	12/13/64	@HOU	21	179	8.5	91t	3
O.J. Simpson	9/21/75	@BUF	32	173	5.4	20	2
Travis Henry	12/7/03	@BUF	32	169	5.3	16	1
Cedric Benson*	1/9/10	@CIN	21	169	8.0	47t	1
Terrell Davis*	1/17/99	@DEN	32	167	5.2	31t	1
O.J. Simpson	10/31/76	@BUF	29	166	5.7	40	0
Curtis Martin	11/5/95	NE	35	166	4.7	49	2
James Stewart	12/17/00	DET	37	164	4.4	30	0
Paul Lowe	10/13/63	@SD	16	161	10.1	40	1
Chuck Banks	10/11/87	@IND	25	159	6.4	35	0
Marion Butts	12/2/90	@SD	26	159	6.1	52	2
Charlie Garner*	1/12/02	@OAK	15	158	10.5	80t	1
Abner Haynes	11/24/60	DTX	11	157	14.3	67t	2
Lyndell Mitchell	10/20/74	BAL	40	156	3.9	12	1
Lamar Smith	10/23/00	MIA	23	155	6.7	68t	2
Warrick Dunn	10/24/05	@ATL	24	155	6.5	65	0
Elvis Peacock	11/30/80	@LAN	19	152	8.0	36	0
Karrn Abdul-Jabbar	12/22/96	MIA	30	152	5.1	17t	1
Priest Holmes	10/6/02	KC	23	152	6.6	27	1
Ricky Williams	9/22/02	@MIA	24	151	6.3	53t	1
Willis McGahee	9/24/06	@BUF	26	150	5.8	32	0
Travis Henry	9/8/02	@BUF	31	149	4.8	14	3
Lorenzo Hampton	11/24/86	@MIA	19	148	7.8	54t	2
Curtis Martin	12/10/95	@NE	31	148	4.8	32	2
Leonard Russell	11/28/93	@NE	27	147	5.4	18	0
Albert Bentley	11/01/87	IND	29	145	5.0	17	0
Cookie Gilchrist	12/8/62	BUF	17	143	8.4	42t	2
Mark van Eeghen	10/23/77	OAK	36	143	4.0	19	1
Willis McGahee	10/16/05	@BUF	29	143	4.9	23	1



Johnny Hector

Don Woods	12/1/74	SD	25	142	5.7	23	1
Thurman Thomas	10/26/92	BUF	21	142	6.8	36	0
Fred Taylor	9/29/02	@JAX	21	142	6.8	25	1
Eddie George	12/1/96	HOU	28	141	5.0	35t	2
Lawrence McCutcheon	10/27/74	LAN	23	139	6.0	23t	2
Iskey Woods	10/9/88	@CIN	30	139	4.6	21	2
Greg Pruitt	12/10/78	@CLE	21	138	6.6	26	0
Larry Moriarty	11/18/84	@HOU	23	138	6.0	51t	1
Larry Csonka	10/24/71	MIA	20	137	6.9	21	2
Joe Aska	10/6/96	OAK	21	136	6.5	30t	1
Edgerrin James	9/9/01	IND	28	135	4.8	29t	2
Thurman Thomas	10/8/95	@BUF	27	133	4.9	26	1
Marshall Faulk	12/7/97	IND	23	133	5.8	22	1
Joe Morris	12/27/87	@BUF	26	132	5.1	24	0
Willis McGahee	11/7/04	@NYG	37	132	3.6	15	1
Eric Dickerson	11/19/89	@IND	31	131	4.2	19	1
Edgerrin James	11/12/00	@IND	31	131	4.2	20	1
Barn Morris	11/2/97	BAL	31	130	4.2	25	0
Kenny Watson	10/21/07	@CIN	31	130	4.2	12	3
Ken Willard	11/28/71	SF	15	129	8.6	49	0
Domanick Davis	10/19/03	@HST	27	129	4.8	16	0
Peyton Hillis	11/30/08	DEN	22	129	5.9	19	1
Curt Warner	9/11/83	SEA	25	128	5.1	31	2
Barry Sanders	12/10/94	DET	23	127	5.5	29	0

Player	Date	Opp	Att	Yds	Avg	Lg	TD
Troy Hambrick	9/28/03	DTX	24	127	5.3	31t	1
Edgerrin James	11/16/03	@IND	36	127	3.5	16	3
Ronnie Brown	10/15/06	MIA	22	127	5.8	26	1
Marshawn Lynch	12/14/08	BUF	21	127	6.0	35	0
Dominic Rhodes	12/23/01	@IND	17	126	7.4	46t	1
Napoleon Kaufman	9/21/97	OAK	27	126	4.7	24	0
Paul Lowe	12/11/66	@SD	14	126	9.0	57	2
Vic Washington	11/28/71	SF	27	125	4.6	20	1
Ricky Williams	9/14/03	MIA	34	125	3.7	22	1
Reuben Droughns	10/29/06	@CLV	33	125	3.8	11	1
Willis McGahee	12/10/06	BUF	16	125	7.8	57t	1
Greg Pruitt	9/12/76	@CLE	17	124	7.3	60	0
Thurman Thomas	12/1/91	@BUF	23	124	5.4	21	0
Karim Abdul-Jabbar	9/15/96	@MIA	23	124	5.4	29	2
Altie Taylor	11/23/72	@DET	15	123	8.2	38t	1
O.J. Simpson	9/30/73	@BUF	24	123	5.1	18	0
Curtis Dickey	12/4/83	@BAL	18	123	6.8	56	0
Maurice Jones-Drew	11/15/09	JAX	24	123	5.1	33t	1
O.J. Simpson	10/9/77	@BUF	23	122	5.3	39	0
James Allen	11/26/00	CHI	25	122	4.9	17	0
Jim Kiick	10/24/71	MIA	17	121	7.1	24	0
David Sims	09/17/78	SEA	23	121	5.3	25	3
Tony Dorsett	12/17/78	DTX	29	121	4.2	13	1
Marion Butts	10/14/90	SD	26	121	4.7	20	2
Antowain Smith	12/20/03	NE	18	121	6.7	30	0
Thomas Jones	11/19/06	CHI	23	121	5.3	19	0
Abner Haynes	11/29/64	KC	11	120	10.9	80t	2
Troy Stradford	12/7/87	@MIA	30	120	4.0	21	3
Craig Heyward	9/24/95	@ATL	19	120	6.3	22	0
Bernie Parmalee	10/22/95	MIA	24	120	5.0	25	0
Brian Westbrook	10/14/07	PHI	20	120	6.0	22	0
Delvin Williams	9/3/78	MIA	11	119	10.8	58t	1
Fred Taylor	11/23/03	JAX	32	119	3.7	13	0
Marv Hubbard	12/11/72	@OAK	28	118	4.2	9	0
Jamal Lewis	12/9/07	CLV	21	118	5.6	31t	1
Joe Dawkins	10/28/73	DEN	30	117	3.9	16	0
O.J. Simpson	9/29/74	@BUF	31	117	3.8	11	0
Eric Dickerson	12/16/90	IND	28	117	4.2	15	2
Thurman Thomas	10/24/93	BUF	27	117	4.3	18	0
Tom Matte*	1/12/69	BAL	11	116	10.5	58	0
Thurman Thomas	12/6/92	BUF	18	116	6.4	39	0
Maurice Morris	12/21/08	@SEA	29	116	4.0	13	0
Terrell Davis	11/5/00	DEN	33	115	3.5	13	1
Cory Dillon	10/24/04	@NE	22	115	5.2	44	0
Dave Smith	10/14/62	@HOU	20	114	5.7	41	1
Cookie Gilchrist	12/14/63	BUF	31	114	3.7	12	1
Mercury Morris	10/19/75	MIA	16	114	7.1	49	1



Matt Snell

Player	Date	Opp	Att	Yds	Avg	Lg	TD
John Riggins	9/24/78	@WAS	21	114	5.4	16	0
Barry Sanders	12/8/91	@DET	20	114	5.7	51t	2
Sam Cunningham	11/17/74	@NE	21	113	5.4	40	0
Hokie Gajan	11/21/83	@NO	11	113	10.3	58	0
Antowain Smith	9/19/99	@BUF	30	113	3.8	12	1
Travis Henry	10/7/01	@BUF	19	113	5.9	19	0
Mike Anderson	11/20/05	DEN	26	113	4.3	15	3
Willis McGahee	1/1/06	BUF	22	113	5.1	17	0
Duane Thomas	12/4/71	@DTX	14	112	8.0	31	1
Don McCauley	10/22/72	BAL	26	112	4.3	14	0
Leonard Russell	12/15/91	NE	26	112	4.3	15	0
Ronnie Brown	9/23/07	MIA	23	112	4.9	13	2
Carl Garrett	10/10/71	@NE	15	111	7.4	24	0
Rickey Young	12/15/75	@SD	21	111	5.3	22	1
Edgerrin James	10/17/99	IND	26	111	4.3	18	0
Joe Montgomery	12/5/99	@NYG	38	111	2.9	13	1
Fred Taylor	10/8/06	@JAX	21	111	5.3	14	1
Paul Lowe	11/5/61	@SD	9	110	12.2	67	1
Paul Lowe	10/23/65	SD	16	110	6.9	59t	2
Clem Daniels	12/12/65	@OAK	23	110	4.8	30t	2
Jon Vaughn	11/22/92	@NE	20	110	5.5	24	1
Marshall Faulk	10/30/94	@IND	24	110	4.6	31	2
Emmitt Smith	12/19/99	@DTX	19	110	5.8	22	0
Larry Johnson	9/11/05	@KC	9	110	12.2	35t	2
Ronnie Brown	12/25/06	@MIA	18	110	6.1	17	0
Fred Ford	12/18/60	@LAC	7	109	15.6	53t	1
Don Calhoun	11/21/76	NE	22	109	5.0	12	0
Billy Joe	11/15/64	@DEN	16	108	6.8	51	1
Robert Newhouse	12/21/75	DTX	19	108	5.7	16	1
Craig James	11/24/85	NE	14	108	7.7	57	0
Abner Haynes	12/17/61	@DTX	19	107	5.6	34	2
Abner Haynes	11/11/62	DTX	24	107	4.5	21	2
Charles Tolar	12/15/62	HOU	29	107	3.7	17	1
Mercury Morris	11/19/72	@MIA	23	107	4.7	20	2
Larry Csonka	11/4/73	MIA	19	107	5.6	16	0
Chuck Muncie	12/4/77	@NO	20	107	5.4	24	1
Eric Dickerson	10/30/86	LAN	31	107	3.5	27	1
Jerome Bettis	10/8/00	PIT	25	107	4.3	12t	1
Shawn Bryson	12/30/01	BUF	28	107	3.8	15	0
LaDainian Tomlinson	11/6/05	SD	25	107	4.3	16	3
Jim Kiick	11/2/69	MIA	15	106	7.1	27	0
Dick Christy	11/11/60	@BOS	11	105	9.5	46t	1
Billy Joe	11/17/63	@DEN	20	105	5.3	36	0
Benny Malone	10/16/77	@MIA	22	105	4.8	15	1
Clem Daniels	10/23/66	OAK	15	104	6.9	44	0
Floyd Little	9/21/69	@DEN	15	104	6.9	42	1
John Riggins	12/5/76	WAS	19	104	5.5	14	1
Theotis Brown	10/25/81	SEA	14	104	7.4	43	0
Thurman Thomas	11/30/97	@BUF	18	104	5.8	18	0
Robert Edwards	10/19/98	@NE	22	104	4.7	14	1
Laurence Maroney	12/16/07	@NE	26	104	4.0	11	1
Billy Cannon	12/15/62	HOU	9	103	11.4	64t	1
Don Calhoun	12/7/75	@NE	15	103	6.9	38t	1
Steve Grogan	10/18/76	@NE	7	103	14.7	41t	1
Wilbert Montgomery	12/18/77	@PHI	22	103	4.7	27t	2
Andra Franklin	9/12/82	MIA	29	103	3.6	19	2
Franco Harris	12/10/83	PIT	26	103	4.0	19	0
James Wilder	12/16/84	@TB	31	103	3.3	11	2
Robb Riddick	11/20/88	@BUF	18	103	5.7	15	0
Karim Abdul-Jabbar	11/9/97	@MIA	25	103	4.1	13	2
Clinton Portis	12/8/02	DEN	24	103	4.3	10	0
Marion Barber	11/22/07	@DTX	18	103	5.7	20	1
LenDale White	12/23/07	@TEN	23	103	4.5	14	0
Curtis McClinton	11/11/62	DTX	19	102	5.4	24	1
Warren McVea	11/16/69	KC	15	102	6.8	22	1
Larry Csonka	10/8/72	MIA	18	102	5.7	15	0
Franco Harris	10/21/73	@PIT	25	102	4.1	19	1
Ahman Green	12/3/06	@GB	14	102	7.3	35	0
Clem Daniels	9/9/62	@OAK	10	101	10.1	50	0
Earnest Byner	12/22/85	CLE	15	101	6.7	27	0
Earnest Jackson	12/13/86	PIT	23	101	4.4	13	0
Terry Allen	9/29/96	@WAS	20	101	5.1	30	2
Jerome Bettis*	1/15/05	@PIT	27	101	3.7	13	1
Russell Davis	9/20/81	@PIT	13	100	7.7	25	1
Terry Kirby	9/18/94	@MIA	15	100	6.7	30	1
Correll Buckhalter	10/26/03	@PHI	15	100	6.7	21	2
Brandon Jacobs	10/7/07	@NYG	20	100	5.0	19t	1

*Postseason

100-YARD RECEIVING GAMES (JETS/TITANS)

RECEIVING

Player	Date	Opp	Att	Yds	Avg	Lg	TD
Don Maynard	11/17/68	@OAK	10	228	22.8	50t	1
Don Maynard	10/20/69	HOU	7	212	30.3	57t	2
Bake Turner	11/10/63	@HOU	8	210	26.3	48t	1
Rich Caster	9/24/72	@BAL	6	204	34.0	80t	3
Don Maynard	9/15/68	@KC	8	203	25.4	57t	2
Eddie Bell	9/24/72	@BAL	7	197	28.1	65t	1



Eddie Bell

Al Toon	11/02/86	@SEA	9	195	21.7	50t	2
Wesley Walker	9/21/86	MIA	6	194	32.3	65t	4
Keyshawn Johnson	9/12/99	NE	8	194	24.3	65	1
George Sauer	10/13/68	DEN	9	191	21.2	32	0
Jeff Graham	11/17/96	@IND	9	189	21.0	52t	3
Al Toon	11/27/88	MIA	14	181	12.9	29	0
Don Maynard	12/19/65	BUF	9	180	20.0	40	2
Don Maynard	11/24/60	DTX	10	179	17.9	45t	1
Art Powell	12/11/60	@OAK	10	179	17.9	72t	2
Wesley Walker	10/23/77	OAK	4	178	44.5	87t	1
Wesley Walker	9/16/79	DET	6	177	29.5	47	0
Art Powell	9/9/62	@OAK	5	175	35.0	80t	2
Rob Moore	9/30/90	@NE	9	175	19.4	69t	1
Don Maynard	10/9/60	@HOU	11	174	15.8	22	1
George Sauer	9/21/70	@CLE	10	172	17.2	40	1
Wesley Walker	11/12/67	BUF	6	170	28.3	49	1
Wesley Walker*	1/15/83	@LAA	7	169	24.1	45	1
Wesley Walker	11/24/85	NE	6	168	28.0	88t	1
Al Toon	12/20/87	PHI	10	168	16.8	51t	1
Don Maynard	11/24/68	@SD	6	166	27.7	87t	1
Bake Turner	11/6/64	BUF	5	165	33.0	71t	1
Jerricho Cotchery	9/16/07	@BLT	7	165	23.6	50	0
Don Maynard	11/19/67	@BOS	5	164	32.8	75t	1
Wesley Walker	12/6/82	@DET	5	164	32.8	56t	3
Art Powell	10/6/62	BOS	11	162	14.7	73	1
Wayne Chrebet	10/13/96	@JAX	12	162	13.5	32	1
Wesley Walker	11/12/67	@SEA	6	161	26.8	83t	1
Art Powell	10/22/61	@DEN	12	160	13.3	33	0
Don Maynard	12/1/68	MIA	7	160	22.9	54t	3
Clark Gaines	9/21/80	SF	17	160	9.4	15	0
Don Maynard	10/26/63	DEN	5	159	31.8	56t	3
Don Maynard	12/17/67	@OAK	12	159	13.3	38	2
Al Toon	9/24/89	@MIA	10	159	15.9	37t	1
Laveranues Coles	12/2/02	@OAK	10	158	15.8	27	0
Don Maynard	10/28/62	SD	6	157	26.2	63t	2
Don Maynard	10/15/67	HOU	10	157	15.7	30t	1
Bake Turner	12/15/68	@MIA	7	157	22.4	71	0
Santana Moss	11/7/04	@BUF	6	157	26.2	51t	1
Don Maynard	10/23/60	HOU	7	156	22.3	65t	1
Don Maynard	9/18/66	HOU	7	156	22.3	55t	2
Al Toon	11/10/85	@MIA	10	156	15.6	44	0
Wesley Walker	10/15/78	@BAL	5	154	30.8	77t	1
Laveranues Coles	09/10/06	@TEN	8	153	19.1	41	0
Mickey Shuler	10/2/88	KC	12	152	12.7	24	0
Jerricho Cotchery	12/23/07	@TEN	8	152	19.0	48	1
Eddie Bell	10/18/70	BAL	12	151	12.6	26	1

Player	Date	Opp	Att	Yds	Avg	Lg	TD
Don Maynard	10/16/65	OAK	6	149	24.8	56t	1
Don Maynard	10/18/70	BAL	9	148	16.4	45	0
Rob Moore	9/11/94	DEN	9	147	16.3	38	1
Dedric Ward	12/24/00	@BAL	8	147	18.4	37t	1
George Sauer	12/17/67	@OAK	7	146	20.9	42	1
Lam Jones	12/10/83	PIT	7	146	20.9	36	1
Johnny Mitchell	10/3/93	PHI	7	146	20.9	65t	3
Santana Moss	11/9/03	@OAK	6	146	24.3	65t	1
Dick Christy	12/3/61	DTX	6	145	24.2	68	0
Wesley Walker*	1/9/83	@CIN	8	145	18.1	49	1
Keyshawn Johnson	12/12/99	MIA	11	144	13.1	27	2
Laveranues Coles	12/17/06	@MIN	12	144	12.0	21t	1
Bake Turner	10/31/64	BOS	11	143	13.0	36t	2
George Sauer	11/20/66	MIA	7	142	20.3	35	0
Wesley Walker	11/1/81	@NYG	6	142	23.7	39t	1
Santana Moss	9/14/03	MIA	5	142	28.4	61	1
Don Maynard	9/24/67	@DEN	4	141	35.3	53	0
Pete Lammons	9/24/67	@DEN	8	141	17.6	61	0
Don Maynard	12/24/67	@SD	8	141	17.6	37t	3
Don Maynard	10/13/68	DEN	7	140	20.0	60	0
Wesley Walker	10/20/85	@NE	6	140	23.3	53	0
Rob Moore	9/5/93	DEN	9	140	15.6	43	1
Wayne Chrebet	11/12/00	@IND	8	140	17.5	50	0
George Sauer	10/22/67	@MIA	6	139	23.2	61	1
Richie Anderson	12/24/00	@BLT	11	139	12.6	38	1
Rich Caster	10/4/70	@BUF	4	138	34.5	72t	1
Don Maynard	11/16/69	KC	9	137	15.2	29	1
Don Maynard	11/23/69	CIN	8	137	17.1	30	0
Rich Caster	12/1/74	SD	7	137	19.6	44	0
Jeff Graham	9/15/96	@MIA	5	136	27.2	78t	1
Bill Mathis	11/5/67	@KC	9	135	15.0	30	1
Wesley Walker	9/25/83	LAN	8	135	16.9	37t	2
Art Powell	10/2/60	@DTX	7	134	19.1	49	1
George Sauer	11/13/66	@BUF	5	134	26.8	51	0
George Sauer*	1/12/69	BAL	4	133	16.6	39	0
Wesley Walker	11/5/78	@DEN	4	133	33.3	75t	1
Al Toon	11/17/85	TB	6	133	22.2	78t	1
Don Maynard	10/21/07	@CIN	8	133	16.6	57t	2
Laveranues Coles	10/29/67	BOS	5	132	26.4	50	0
Don Maynard	11/11/72	@OAK	7	131	18.7	26	0
Rich Caster	11/18/73	@CIN	9	131	14.6	37	1
Laveranues Coles	10/29/00	@BUF	5	131	26.2	63	0
Don Maynard	12/17/66	BOS	6	129	21.5	30	2
Wesley Walker	12/8/85	@BUF	4	129	32.3	76t	1
Wesley Walker	9/18/88	HOU	6	129	21.5	50t	3
Bill Mathis	12/3/66	@OAK	4	128	32.0	70t	1
George Sauer	11/10/68	HOU	4	128	32.0	43	0
Wesley Walker	9/27/81	HOU	8	128	16.0	40t	2
Wesley Walker	9/23/84	@BUF	7	128	18.3	44t	3
Mickey Shuler	12/2/84	NYG	11	127	11.5	20	0
Al Toon	11/17/91	@NE	9	127	14.1	29	0
Rich Caster	11/28/71	SF	5	126	25.2	57t	2
Wesley Walker	11/26/78	@MIA	6	126	21.0	42	1
Keyshawn Johnson	9/6/98	@SF	9	126	14.0	41t	2
Laveranues Coles	12/8/02	DEN	6	126	21.0	34	1
Art Powell	9/17/61	@BUF	8	125	15.6	48	1
Wayne Chrebet	9/6/98	@SF	6	125	20.8	48	1
George Sauer	11/24/68	@SD	5	124	24.8	38	0
Rob Moore	9/12/93	@MIA	6	124	20.7	51	0
Rob Moore	11/27/94	MIA	7	124	17.7	35	0
Jeff Graham	11/24/96	@BUF	7	124	17.7	47	1
Chris Baker	9/11/05	@KC	7	124	17.7	33	1
Art Powell	10/28/60	OAK	6	123	20.5	76t	1
Pete Lammons	12/11/66	@SD	3	123	41.0	60	1
Laveranues Coles*	1/12/02	@OAK	8	123	15.4	29	0
Art Powell	12/4/60	@DEN	6	122	20.3	35	3
Art Powell	12/10/61	HOU	7	122	17.4	48	1
Don Maynard	11/14/65	@BOS	6	122	20.3	44	2
Don Maynard	11/28/65	BOS	5	121	24.2	40	0
George Sauer	11/27/66	KC	6	121	20.2	43	1
Don Maynard	10/1/67	MIA	4	121	30.3	62	0
Don Maynard	11/2/69	MIA	4	121	30.3	42t	2
Keyshawn Johnson*	1/10/99	JAX	9	121	13.4	23	1
Wayne Chrebet*	1/17/99	@DEN	8	121	15.1	28	0

Player	Date	Opp	Att	Yds	Avg	Lg	TD
Santana Moss	11/2/03	NYG	10	121	12.1	25t	3
Jerricho Colchery	9/17/06	NE	6	121	20.2	71t	1
Bake Turner	12/13/64	@HOU	5	120	24.0	66t	1
Bake Turner	12/12/65	@OAK	5	120	24.0	62	1
George Sauer	10/1/67	MIA	10	120	12.0	23	0
Johnny Mitchell	11/20/94	@MIN	11	120	10.9	32	0
Al Toon	9/7/86	@BUF	6	119	19.8	46t	1
Al Toon	10/28/90	@HOU	7	119	17.0	42	1
Jerricho Colchery	12/9/07	CLV	6	119	19.8	32	0
Bake Turner	11/28/65	BOS	7	118	16.9	50t	1
George Sauer	12/24/67	@SD	6	118	19.7	37t	1
Don Maynard*	12/29/68	OAK	6	118	19.7	52	2
Don Maynard	9/14/69	@BUF	3	118	39.3	60t	1
George Sauer	9/28/69	@SD	9	118	13.1	25	2
Al Toon	9/9/90	@CIN	8	118	14.8	46t	2
Wayne Chrebet	12/23/01	@IND	8	118	14.8	24	0
Bob Renn	11/23/61	BUF	4	117	29.3	67	1
Don Maynard	10/6/62	BOS	5	117	23.4	86	1
Rich Caster	10/7/74	@MIA	3	117	39.0	89t	1
David Knight	12/15/74	@BAL	7	117	16.7	34	0
Don Maynard	9/11/60	BUF	4	116	29.0	56	0



Don Maynard

Mickey Shuler*	12/27/81	BUF	6	116	19.3	30t	1
Wesley Walker	9/11/83	SEA	3	116	38.7	48t	1
Laveranues Coles	10/6/02	KC	8	116	14.5	21	0
Justin McCareins	10/16/05	@BUF	5	116	23.2	29	0
Rich Caster	10/26/75	BAL	3	115	38.3	91	0
George Sauer	10/30/66	BUF	7	114	16.3	29	0
Don Maynard	9/29/68	@BUF	3	114	38.0	55t	1
Don Maynard	12/19/71	CIN	3	114	38.0	74t	1
Keyshawn Johnson	12/6/98	SEA	9	114	12.7	20	1
Laveranues Coles	11/17/02	@DET	7	114	16.3	31	0
Don Maynard	11/30/62	@BOS	8	113	14.1	39	1
Don Maynard	10/3/64	SD	4	113	28.3	68t	1
George Sauer	9/29/68	@BUF	7	113	16.1	26	2
Don Maynard	12/12/65	@OAK	7	112	16.0	43t	1
Wesley Walker	10/4/81	@MIA	8	112	14.0	46	2
Kurt Sohn	9/29/85	IND	8	112	14.0	39t	1
Wayne Chrebet	11/15/98	@IND	4	112	28.0	63t	1
Keyshawn Johnson	11/22/98	@TEN	10	112	11.2	23	1
Jerome Barkum	10/28/73	DEN	4	111	27.8	56t	2
Wesley Walker	10/28/79	@HOU	4	111	27.8	39t	1
Al Toon	9/21/86	MIA	7	111	15.9	65	0
Terance Mathis	9/20/92	SF	4	111	27.8	55t	1
Laveranues Coles	1/6/02	@OAK	5	111	22.2	40t	1
Santana Moss	10/20/02	MIN	5	111	22.2	34	0
Santana Moss	10/19/03	@HST	6	111	18.5	25	1
Laveranues Coles	11/26/06	HST	9	111	12.3	36	1
Art Powell	11/24/60	DTX	8	110	13.8	38	1
Rich Caster	10/5/75	NE	6	110	18.3	27	2
Wesley Walker	11/21/83	@NO	7	110	15.7	42	0
Wesley Walker	11/16/86	IND	5	110	22.0	47	3
Al Toon	12/13/87	@NE	8	110	13.8	28t	1
Chris Burkett	12/13/92	IND	6	110	18.3	23	0

Player	Date	Opp	Att	Yds	Avg	Lg	TD
Jerricho Colchery	11/26/06	HST	7	110	15.7	35	0
Don Maynard	10/31/64	BOS	6	109	18.2	29t	1
Bake Turner	11/15/64	@DEN	4	109	27.3	53	1
Emerson Boozer	10/1/67	MIA	5	109	21.8	49t	2
Al Toon	11/3/91	GB	8	109	13.6	21	0
Rob Carpenter	9/6/92	@ATL	6	109	18.2	51	0
Richie Anderson	10/23/00	MIA	12	109	9.1	19	0
Santana Moss	11/28/04	@ARZ	5	109	21.8	69t	1
Wesley Walker	9/3/78	MIA	4	108	27.0	47t	2
Derrick Gaffney	9/10/78	@BUF	5	108	21.6	36t	1
Art Monk	11/27/94	MIA	5	108	21.6	69	0
Johnny Mitchell	12/10/95	@NE	9	108	12.0	26	1
Dedric Ward	11/9/97	@MIA	6	108	18.0	33	0
Wayne Chrebet	12/19/99	@DTX	8	108	13.5	38	0
Leon Washington	12/25/06	@MIA	4	108	27.0	64	0
Jerricho Colchery	9/27/09	TEN	8	108	13.5	46	1
Don Maynard	9/17/61	@BUF	9	107	11.9	27	2
Keyshawn Johnson	11/15/98	@IND	5	107	21.4	33	0
Wayne Chrebet	11/29/98	CAR	7	107	15.3	36t	2
Dustin Keller	11/9/08	SL	6	107	17.8	54	1
George Sauer	10/2/66	@BOS	9	106	11.8	23	0
Don Maynard	9/10/67	@BUF	5	106	21.2	56t	2
Pete Lammons	12/3/67	DEN	9	106	11.8	18	1
Al Toon	11/6/88	@IND	13	106	8.2	17	0
Laveranues Coles	10/15/06	MIA	5	106	21.2	58t	2
Jerricho Colchery	9/30/07	@BUF	8	106	13.3	28	0
Art Powell	10/28/62	SD	6	105	17.5	21	0
Don Maynard	11/22/62	@DEN	4	105	26.3	35t	1
Don Maynard	12/8/68	CIN	5	105	21.0	37	1
Bake Turner	12/14/69	@MIA	4	105	26.3	34t	2
Ryan Yarbrough	12/10/95	@NE	6	105	17.5	38	2
Wayne Chrebet	12/13/98	@MIA	5	105	21.0	52	1
Laveranues Coles	9/28/08	ARZ	8	105	13.1	34t	3
Braylon Edwards	12/20/09	ATL	5	105	21.0	65t	1
Derrick Gaffney	9/30/79	MIA	4	104	26.0	43	0
Wayne Chrebet	10/12/97	MIA	5	104	20.8	70	1
Keyshawn Johnson	11/23/97	MIN	9	104	11.6	24	0
Dedric Ward	9/3/00	@GB	5	104	20.8	61	0
Wayne Chrebet	10/23/00	MIA	6	104	17.3	28	2
Dick Christy	11/19/61	@HOU	7	103	14.7	52	0
Bake Turner	9/8/63	@BOS	10	103	10.3	30	1
Don Maynard	11/12/67	BUF	4	103	25.8	61	0
Rich Caster	9/21/75	@BUF	6	103	17.2	28t	1
Jerome Barkum	11/26/79	@SEA	6	103	17.2	40	0
Lam Jones	11/16/80	@DEN	5	103	20.6	31t	1
Lam Jones	12/2/84	NYG	4	103	25.8	37	1
Al Toon	12/10/88	IND	7	103	14.7	33t	1
Chris Burkett	10/3/93	PHI	4	103	25.8	60	0
Richie Anderson	12/10/00	@OAK	8	103	12.9	30	0
Don Maynard	10/21/62	@DTX	4	102	25.5	62	0
Art Powell	11/4/62	OAK	5	102	20.4	33	0
Art Powell	11/11/62	DTX	6	102	17.0	25	1
Don Maynard	10/17/64	HOU	4	102	25.5	49t	2
Don Maynard	11/15/70	@LAN	3	102	34.0	47	0
Jerome Barkum	10/1/72	@HOU	6	102	17.0	25t	1
Jerome Barkum	12/16/73	BUF	4	102	25.5	48t	1
Bruce Harper	11/13/83	BUF	10	102	10.2	33	0
Al Toon	12/4/88	@KC	5	102	20.4	42	1
Doug Jolley	12/18/05	@MIA	9	102	11.3	60t	1
Jerricho Colchery	10/26/08	KC	9	102	11.3	24	0
Jerricho Colchery*	1/24/10	@IND	5	102	20.4	45	0
Don Maynard	12/6/64	DEN	4	101	25.3	39t	1
Don Maynard	9/25/66	@DEN	5	101	20.2	35	0
Al Toon	10/26/86	NO	6	101	16.8	62	3
Wayne Chrebet	11/1/98	@KC	6	101	16.8	56	0
Don Maynard	11/11/60	@BOS	5	100	20.0	32t	1
Don Maynard	11/8/64	BUF	5	100	20.0	45	0
Rich Caster	11/24/74	MIA	6	100	16.7	45t	2
Johnny Hector	10/5/86	BUF	9	100	11.1	19	0
Al Toon	12/7/87	@MIA	5	100	20.0	44t	1
Al Toon	11/18/90	@IND	7	100	14.3	28	0
Jeff Graham	8/31/97	@SEA	3	100	33.3	47t	2
Dedric Ward	9/11/00	NE	4	100	25.0	44	0
Santana Moss*	1/8/05	@SD	4	100	25.0	47t	1
Laveranues Coles	9/17/06	NE	6	100	16.7	46t	1
Jerricho Colchery*	1/7/07	@NE	4	100	25.0	77t	1
Braylon Edwards*	1/24/10	@IND	2	100	50.0	80t	1

*Postseason

100-YARD RECEIVING GAMES (OPPONENTS)

RECEIVING										Player	Date	Opp	Rec	Yds	Avg	Lg	TD
Player	Date	Opp	Rec	Yds	Avg	Lg	TD			Harold Carmichael	12/9/73	@PIT	5	146	29.2	62t	1
Jerry Butler	9/23/79	@BUF	10	255	25.5	75t	4			Jeff Graham	9/13/92	@PHI	6	146	24.3	51	0
Glenn Bass	11/8/64	BUF	8	231	28.9	80t	1			Ken Burrough	11/3/74	HOU	7	145	20.7	51	0
Elbert Dubenion	10/24/64	@BUF	5	218	43.6	72t	2			Irving Fryar	11/17/91	@NE	8	143	17.9	56t	1
Mark Duper	11/10/85	@MIA	8	217	27.1	60t	2			Rob Moore	10/27/96	@ARZ	7	143	20.4	69	1
Roger Carr	10/24/76	BAL	5	210	42.0	79t	2			Jim Colclough	10/6/62	BOS	4	142	35.5	63t	1
Nat Moore	10/4/81	@MIA	7	210	30.0	52	2			Lance Alworth	10/23/65	SD	7	142	20.3	57t	1
Wes Welker	11/22/09	@NE	15	192	12.8	43	0			Art Powell	10/10/64	OAK	6	141	23.5	44	0
Ozzie Newsome	10/14/84	@CLE	14	191	13.6	52	0			Reggie Wayne	11/16/03	@IND	9	141	15.7	38	0
Fred Biletnikoff*	12/29/68	OAK	7	190	27.7	57	1			Aaron Marsh	9/22/68	@BOS	4	140	35.0	70t	1
Tim Brown	10/24/99	@OAK	11	190	17.3	45t	1			Don Hasselbeck	10/11/81	NE	7	139	19.9	51	1
Gary Garrison	9/28/69	@SD	10	188	18.8	37	2			Charley Hennigan	10/17/64	HOU	8	138	17.3	43t	1
Charley Hennigan	9/22/63	HOU	9	186	20.7	63	1			Lee Evans	10/28/07	BUF	5	138	27.6	85t	1
Haywood Jeffries	10/13/91	HOU	13	186	14.3	35	0			Lance Alworth	10/5/68	SD	8	137	17.1	54	1
Jerry Rice*	1/12/02	@OAK	9	183	20.3	47	1			Eric Moulds	10/29/00	@BUF	6	137	22.8	52	0
Randy Moss	9/9/07	NE	9	183	20.3	51t	1			Otis Taylor	11/27/66	KC	6	136	22.7	45	0
Amani Toomer	12/5/99	@NYG	6	181	30.2	80t	3			John Gilliam	9/27/71	@STL	6	136	22.7	51	0
Lance Alworth	11/2/63	SD	5	180	36.0	62	1			Jimmy Smith	10/13/96	@JAX	5	135	27.0	62	1
Bill Brooks	11/16/86	IND	9	177	19.7	48t	1			Al Denson	9/24/67	DEN	7	134	19.1	30	1
Frank Jackson	11/29/64	KC	10	175	17.5	40	0			John Stallworth	9/20/81	@PIT	8	134	16.8	30	0
Mark Clayton	9/21/86	MIA	8	174	21.8	42	1			Arthur Marshall	11/8/92	DEN	5	134	26.8	80t	1
Steve Largent	12/6/81	@SEA	7	169	24.1	57t	1			Rod Smith	11/5/00	DEN	5	134	26.8	49	0
Irving Fryar	10/4/92	NE	8	165	20.6	39	2			Eric Crabtree	10/12/69	@CIN	6	133	22.2	35	1
Gary Garrison	10/5/68	SD	6	163	27.2	84t	2			Derrick Mason	12/1/03	TEN	11	133	12.1	22	1
Gary Garrison	10/31/71	@SD	6	162	27.0	49t	1			Andre Reed	10/17/88	BUF	7	132	18.9	65t	2
Stanley Morgan	10/12/86	@NE	7	162	23.1	44t	1			Mark Duper	10/23/88	@MIA	6	132	22.0	56	0
Carlos Carson	10/2/88	KC	5	162	32.4	80t	1			Antonio Gates	11/6/05	SD	8	132	16.5	29	0
Steve Tasker	11/24/96	@BUF	6	160	26.7	62	2			Dokie Williams	9/8/85	@LAA	5	131	26.2	41t	1
Bill Brooks	10/1/89	IND	7	159	22.7	55t	1			Eric Martin	10/15/89	@NO	5	131	26.2	53t	2
Frank Lewis*	12/27/81	BUF	7	158	22.6	50t	2			Stanley Morgan	12/9/79	NE	6	129	21.5	48t	2
Art Graham	10/5/63	BOS	6	156	26.0	57t	2			Rodney Holman	12/21/86	@CIN	6	129	21.5	34t	1
Tim Brown	10/1/95	OAK	8	156	19.5	66t	2			Marvin Harrison	11/15/98	@IND	9	128	14.2	38t	1
Ken Dilger	9/8/96	IND	7	156	22.3	51	1			Abner Haynes	12/3/61	DTX	6	127	21.2	43	0
Mark Duper	11/4/84	MIA	7	155	22.1	54	0			Jim Colclough	11/30/62	@BOS	3	127	42.3	78t	1
Mark Duper	9/21/86	MIA	7	154	22.0	46t	2			Lance Alworth	12/11/66	@SD	7	127	18.1	46	0
Mark Clayton	10/23/88	@MIA	10	153	15.3	45t	2			Nat Moore	9/30/79	MIA	8	127	15.9	36	1
Tim Brown	9/21/97	OAK	10	153	15.3	29t	1			Chris Burkett	12/8/85	@BUF	5	127	25.4	38	0
Chris Chambers	12/28/03	@MIA	9	153	17.0	24	1			Cedric Jones	11/5/89	@NE	6	127	21.2	65t	1
Bill Groman	11/19/61	@HOU	5	152	30.4	66t	3			Joey Galloway	12/6/98	SEA	2	127	63.5	70t	2
Warren Wells	11/30/69	OAK	5	152	30.4	50	2			Marvin Harrison	12/23/01	@IND	12	127	10.6	39t	1
Haven Moses	10/17/71	BUF	6	151	25.2	40	0			Amani Toomer	11/2/03	NYG	6	127	21.2	39t	1
Pierre Garcon*	1/24/10	@IND	11	151	13.7	36	1			Lionel Taylor	9/24/61	IND	11	126	11.5	24	0
Jake Reed	11/23/97	MIN	8	150	18.8	49	2			Irving Fryar	10/12/86	@NE	3	126	42.0	69t	1
Lance Alworth	10/8/66	SD	10	149	14.9	31	0			Lionel Taylor	9/23/60	DEN	6	125	20.8	31t	1
Randy Vataha	12/7/75	@NE	6	149	24.8	40	2			Mark Clayton	11/12/89	@MIA	4	125	31.3	78t	1
Eric Crabtree	10/13/68	DEN	5	148	29.6	72t	1			Mark Duper	10/7/90	@MIA	5	125	25.0	69t	2
M.L. Harris	9/16/84	CIN	4	148	37.0	80t	1			Troy Brown	10/19/97	NE	5	125	25.0	67	1
Mike Quick	12/20/87	PHI	6	148	24.7	45t	2			Andre Johnson	12/5/04	HST	7	125	17.9	37	0
Cedric Jones	9/10/89	NE	8	148	18.5	36	0			Hines Ward	12/9/01	@PIT	10	124	12.4	29	0
James Jett	9/21/97	OAK	5	148	29.6	56t	2			Plaxico Burress	10/7/07	@NYG	5	124	24.8	53t	1
Gino Cappelletti	10/31/64	BOS	7	147	21.0	41	1			Charley Hennigan	11/19/61	@HOU	8	123	15.4	28t	1
Lance Alworth	12/4/65	@SD	7	147	21.0	46t	2			Jerry Butler	9/6/81	@BUF	6	123	20.5	46	1
Haven Moses	11/9/69	BUF	6	147	24.5	53	0			Webster Slaughter	12/24/94	@HOU	8	123	15.4	27	0



George Sauer



Player	Date	Opp	Rec	Yds	Avg	Lg	TD
Ferrell Edmunds	11/27/88	MIA	2	117	58.5	80t	1
Mark Ingram	11/27/94	MIA	9	117	13.0	28t	4
Al Frazier	10/22/61	@DEN	6	116	19.3	58	1
Art Powell	12/12/65	@OAK	4	116	29.0	66	1
Mel Gray	11/23/75	STL	4	116	29.0	74t	2
James Wilder	12/12/82	TB	11	116	10.5	32	1
Mark Clayton	11/27/88	MIA	7	116	16.6	31t	2
Andre Reed	10/21/90	@BUF	8	116	14.5	19t	2
Tony Martin	12/18/94	SD	3	116	38.7	60t	2
Torry Holt	1/2/05	@SL	7	116	16.6	44t	2
Gary Garrison	12/24/67	@SD	8	115	14.4	21	0
Sam Havrilak	9/24/72	@BAL	4	115	28.8	40t	1
Dave Logan	9/2/79	CLE	6	115	19.2	37	0
Joe Senser	12/26/82	@MIN	10	115	11.5	22	0
Leonard Thompson	12/28/85	@DET	7	115	16.4	44t	3
Billy Cannon	12/10/61	HOU	5	114	22.8	67t	2
Tom Mitchell	9/24/72	@BAL	8	114	14.3	34	0
James Lofton	11/4/79	@GB	6	114	19.0	45	0
Ozzie Newsome*	1/03/87	@CLE	6	114	19.0	34	0
Jim Whelan	10/27/68	BOS	2	113	56.5	87t	1
Ray Butler	9/29/85	IND	4	113	28.3	72t	1
Stephone Paige	12/4/88	@KC	4	113	28.3	41t	2
Mark Duper	9/24/89	@MIA	6	113	18.8	26	0
Terry Glenn	9/12/99	NE	7	113	16.1	45	0
Charlie Brown	11/9/86	@ATL	6	112	18.7	42	0
Thurman Thomas	9/15/91	BUF	13	112	8.6	15t	1
Reggie Langhorne	11/14/93	@IND	8	112	14.0	32	0
Eric Moulds	9/8/02	@BUF	8	112	14.0	52	1
Gino Cappelletti	12/17/66	BOS	8	111	13.9	18t	1
J.J. Stokes	9/6/98	@SF	7	111	15.9	31t	2
Vincent Jackson*	1/17/10	@SD	7	111	15.9	37	0
Frank Jackson	12/1/63	KC	6	110	18.3	48	0
Billy Cannon	10/10/64	OAK	6	110	18.3	39	0
Fred Biletnikoff	12/17/67	@OAK	5	110	22.0	72	0
Jerry LeVias	12/6/69	@HOU	9	110	12.2	22	1
Bobby Duckworth	9/4/83	@SD	4	110	27.5	32	1
Irving Fryar	3/3/95	@MIA	5	110	22.0	50t	2
Art Powell	10/23/66	OAK	5	109	21.8	42	1
Chris Burford	11/27/66	KC	8	109	13.6	32	1
Gary Garrison	12/1/74	SD	4	109	27.3	44	1
Frank Lewis	10/18/81	BUF	6	109	18.2	23t	1
Mark Bavaro	12/27/87	@NYG	6	109	18.2	25	1
James Lofton	12/1/91	@BUF	5	109	21.8	54	1
Terrence Wilkins	12/3/00	IND	7	109	15.6	43t	1
Mike Furrey	10/22/06	DET	9	109	12.1	19	1
Bob Chandler	12/11/77	BUF	7	108	15.4	22	2
Mark van Eeghen	10/21/79	OAK	7	108	15.4	36	0
Reggie Rucker	12/7/80	@CLE	5	108	21.6	45	0
Isaac Curtis	9/13/81	CIN	5	108	21.6	42	0
Steve Largent	11/2/86	@SEA	7	108	15.4	30	0
Arthur Cox	11/9/86	@ATL	4	108	27.0	49	1
Andre Rison	11/19/89	@IND	5	108	21.6	61	0
Wes Welker	11/13/08	@NE	7	108	15.4	29	0
Sam McCullum	10/19/80	SEA	5	107	21.4	58	0
Scott Schwedes	11/12/89	@MIA	3	107	35.7	65t	1
Bill Brooks	11/19/95	BUF	7	107	15.3	45t	2
Eric Moulds	12/19/98	@BUF	4	107	26.8	35	0
Eric Moulds	10/7/01	@BUF	5	107	21.4	46t	1
David Givens	10/24/04	@NE	5	107	21.4	42	0
Lee Evans	9/24/06	@BUF	8	107	13.4	27	0
Bill Groman	10/9/60	@HOU	6	106	17.7	50	0
Charlie Joiner	9/4/83	@SD	5	106	21.2	33t	1
Don Beebe	10/26/92	BUF	6	106	17.7	34	0
Gary Wellman	1/2/94	@HOU	8	106	13.3	24	0
Laveranues Coles	9/4/03	@WAS	5	106	21.2	48	0
Drew Bennett	9/10/06	@TEN	8	106	13.3	24	0
Chris Burford	12/3/61	DTX	3	105	35.0	54	0
Glenn Doughty	9/23/73	@BAL	5	105	21.0	51	1
Chuck Foreman	10/12/75	@MIN	9	105	11.7	33	2
Marshall Johnson	10/26/75	BAL	3	105	35.0	68t	2
Mel Gray	10/22/78	STL	4	105	26.3	40	0
Nat Moore	11/4/84	MIA	5	105	21.0	37t	1
Jonathan Hayes	11/15/87	@KC	5	105	21.0	33	0
Anthony Miller	9/11/94	DEN	6	105	17.5	40t	1
Derrick Alexander	10/2/94	@CLE	7	105	15.0	27	0
Tim Tindale	9/7/97	BUF	4	105	26.3	45	0
Cris Carter	11/23/97	MIN	6	105	17.5	33	0
O.J. McDuffie	12/13/98	@MIA	11	105	9.5	20	1
Hines Ward	1/15/05	@PIT	10	105	10.5	18	1

Player	Date	Opp	Rec	Yds	Avg	Lg	TD
Paul Warfield	10/3/71	@MIA	4	104	26.0	32	0
Stanley Morgan	9/11/86	NE	8	104	13.0	22	0
Kerry Cash	12/13/92	IND	7	104	14.9	41	0
Jimmy Smith*	1/10/99	JAX	5	104	20.8	52t	2
Roscoe Parrish	9/24/06	@BUF	4	104	26.0	51t	1
Jabar Gaffney*	1/7/07	@NE	8	104	13.0	31	0
Eddie Brown	10/9/88	@CIN	5	103	20.6	60t	2
Irving Fryar	11/7/93	MIA	6	103	17.2	65t	1
Irving Fryar	11/27/94	MIA	5	103	20.6	25	0
Peerless Price	10/7/01	@BUF	4	103	25.8	70t	1
Bill Groman	10/23/60	HOU	5	102	20.4	50	3
Larry Seiple	11/2/69	MIA	7	102	14.6	29t	2
Raymond Chester	12/15/74	@BAL	8	102	12.8	26	1
Nat Moore	11/9/75	@MIA	4	102	25.5	63	0
Raymond Chester	11/20/77	@BAL	5	102	20.4	53t	1
Stanley Morgan	9/9/79	NE	3	102	34.0	50t	2
Nat Moore	12/15/79	@MIA	5	102	20.4	34	0
Tom Waddle	9/23/91	@CHI	8	102	12.8	31	0
Chris Sanders	12/1/96	HOU	3	102	34.0	83t	1
Tony Martin	12/27/99	@MIA	6	102	17.0	32t	1
Chad Johnson	10/21/07	@CIN	3	102	34.0	56	0
Dwayne Bowe	10/26/08	KC	6	102	17.0	36	0
Bill Groman	12/10/61	HOU	5	101	20.2	33	0
Lance Alworth	12/6/64	@SD	3	101	33.7	82t	1
Glenn Doughty	10/15/78	@BAL	7	101	14.4	29	0
Adrian Cooper	11/20/94	@MIN	7	101	14.4	32	0
Chris Chambers	9/23/07	MIA	6	101	16.8	26	0
Gene Foster	11/24/68	@SD	8	100	12.5	48	0
Marlin Briscoe	10/25/70	BUF	5	100	20.0	32	0
Reuben Gant	9/10/78	@BUF	6	100	16.7	24	1
Lynn Swann	10/1/78	PIT	7	100	14.3	26t	2
Anthony Miller	10/14/90	SD	5	100	20.0	29t	1
Mark Clayton	9/29/91	@MIA	7	100	14.3	25	1
Jessie Hester	11/10/91	IND	5	100	20.0	49t	2
Mike Pritchard	9/11/94	DEN	9	100	11.1	18	0
Keith Jackson	9/18/94	@MIA	6	100	16.7	35	0
Cris Carter	11/20/94	@MIN	11	100	9.1	21	1
Shannon Sharpe	12/8/02	DEN	9	100	11.1	22	0
Joey Galloway	9/28/03	DTX	5	100	20.0	42	0
Dallas Clark	11/16/03	@IND	5	100	20.0	27	0

*Postseason

NEW YORK JETS

FOOTBALL/STAFF

PLAYERS

2009 REVIEW

RECORDS


HISTORY

MISCELLANEOUS


300-YARD PASSING GAMES

PASSING

Player	Date	Opp	Att	Cmp	Pct	Yds	TD	Int	Lg	Rate
Joe Namath	9/24/72	@BAL	28	15	53.6	496	6	1	80t	123.5
Vinny Testaverde	12/24/00	@BLT	69	36	52.2	481	2	3	41	66.2
Ken O'Brien	9/21/86	MIA	43	29	67.4	479	4	1	65t	126.0
Richard Todd	9/21/80	SF	60	42	70.0	447	3	1	21	101.2
Richard Todd	9/25/83	LAN	50	37	74.0	446	2	2	37t	97.6
Ken O'Brien	11/2/86	@SEA	32	26	81.3	431	4	0	83t	158.3
Vinny Testaverde	12/6/98	SEA	63	42	66.7	418	2	1	30	89.3
Joe Namath	10/1/67	MIA	39	23	59.0	415	3	1	62	110.5
Glenn Foley	9/6/98	@SF	58	30	51.7	415	3	1	48	85.1
Joe Namath	12/11/72	@OAK	46	25	54.3	403	1	2	49t	73.0
Joe Namath	9/24/67	@DEN	37	22	59.5	399	2	2	61	92.1
Joe Namath	10/18/70	BAL	62	34	54.8	397	1	6	45	40.3
Richard Todd	10/23/77	OAK	29	17	58.6	396	4	2	87t	113.9
Ken O'Brien	11/10/85	@MIA	43	26	60.5	393	2	0	44	106.1
Ken O'Brien	11/5/89	@NE	29	22	75.9	386	2	0	57	140.4



Richard Todd



Vinny Testaverde

Richard Todd	12/6/82	@DET	32	23	71.9	384	3	1	56t	130.2
Boomer Esiason	11/27/94	MIA	41	26	63.4	382	2	2	69	89.7
Joe Namath	11/17/68	@OAK	37	19	51.4	381	1	0	50t	96.8
Vinny Testaverde	10/23/00	MIA	59	36	61.0	378	5	3	30t	86.7
Richard Todd*	12/27/81	BUF	50	28	56.0	377	2	4	37	60.2
Al Dorow	12/11/60	@OAK	48	29	60.4	375	3	0	72t	105.8
Vinny Testaverde	9/14/03	MIA	45	29	64.4	373	1	1	61	88.5
Boomer Esiason	9/5/93	DEN	40	29	72.5	371	2	1	43	107.4
Joe Namath	12/17/67	@OAK	46	27	58.7	370	3	3	42	79.1
Ken O'Brien	12/8/85	@BUF	40	25	62.5	370	3	1	76t	107.3
Dick Wood	11/8/64	BUF	49	23	46.9	367	1	5	71t	39.6
Ken O'Brien	11/17/85	TB	30	23	76.7	367	5	1	78t	142.6
Browning Nagle	9/6/92	@ATL	37	21	56.8	366	2	0	51	108.6
Joe Namath	10/29/67	BOS	43	22	51.2	362	2	2	50	75.9
Vinny Testaverde*	11/17/99	@DEN	52	31	59.6	356	0	2	28	64.3
Frank Reich	11/17/96	@IND	42	20	47.6	352	3	4	52t	60.9
Ken O'Brien	12/2/84	NYG	41	28	68.3	351	1	1	37	92.6
Joe Namath	9/28/69	@SD	51	29	56.9	344	2	2	25	74.3
Joe Namath	10/30/66	BUF	53	24	45.3	343	2	5	50	40.1
Joe Namath	12/24/67	@SD	26	18	69.2	343	4	0	37t	151.4
Joe Namath	10/13/68	DEN	41	20	48.8	341	0	5	60	37.8
Pat Ryan	11/27/88	@MIA	43	27	62.8	341	2	1	35	93.3
Chad Pennington	12/17/06	@MIN	39	29	74.4	339	1	1	50	98.1
Joe Namath	10/02/66	@BOS	56	28	50.0	338	2	3	42	58.5
Joe Namath	11/12/67	BUF	37	13	35.1	338	1	2	61	55.9
Ken O'Brien	10/9/89	LAA	48	24	50.0	338	0	2	30	55.7
Joe Namath	11/24/68	@SD	31	17	54.8	337	2	1	87t	101.1
Joe Namath	10/26/75	BAL	28	19	67.9	333	3	1	91	129.0
Ken O'Brien	9/24/89	@MIA	37	27	73.0	329	3	1	37t	115.7

Player	Date	Opp	Att	Cmp	Pct	Yds	TD	Int	Lg	Rate
Ken O'Brien	11/10/91	IND	36	23	63.9	329	1	0	39	102.7
Joe Namath	12/3/66	@OAK	42	20	47.6	327	2	5	70t	50.5
Joe Namath	11/16/69	KC	40	24	60.0	327	2	3	40t	71.6
Brooks Bollinger	12/18/05	@MIA	42	28	66.7	327	2	0	60t	106.0
Dick Wood	10/31/64	BOS	36	22	61.1	325	3	2	36t	95.3
Neil O'Donnell	9/15/96	@MIA	44	25	56.8	325	3	3	78t	74.5
Chad Pennington	10/20/02	MIN	29	24	82.8	324	1	0	34	124.7
Boomer Esiason	9/12/93	@MIA	33	22	66.7	323	2	1	51	106.0
Ken O'Brien	11/9/86	@ATL	33	26	78.8	322	3	0	59t	137.6
Glenn Foley	11/9/97	@MIA	48	25	52.1	322	1	1	33	71.7
Neil O'Donnell	9/8/96	IND	46	26	56.5	319	1	1	53	76.3
Neil O'Donnell	10/12/97	MIA	37	24	64.9	319	2	0	70	110.1
Chad Pennington	9/10/06	@TEN	33	24	72.7	319	2	0	41	123.2
Ken O'Brien	9/7/86	@BUF	25	18	72.0	318	2	0	71t	140.8
John Green	10/28/62	SD	30	17	56.7	313	2	1	63t	101.1
Ken O'Brien	9/21/87	NE	26	19	73.1	313	1	0	59	126.0
Dick Wood	11/10/63	@HOU	40	20	50.0	312	3	5	48t	61.7
Richard Todd	9/27/81	HOU	39	25	64.1	312	3	0	40t	114.5
Boomer Esiason	11/19/95	BUF	43	24	55.8	312	3	2	43t	82.7
Ken O'Brien	11/24/85	NE	33	20	60.6	311	1	0	88t	102.0
Richard Todd	10/4/81	@MIA	39	28	71.8	310	4	1	46	118.5
Ken O'Brien	11/17/91	@NE	41	26	63.4	309	3	0	35t	110.7
Joe Namath	10/20/69	HOU	24	12	50.0	306	2	3	57t	84.0
Chad Pennington	9/17/06	NE	37	22	59.5	306	2	1	71t	92.8
Richard Todd	11/27/83	NE	36	22	61.1	305	2	1	64	95.3
Chad Pennington	10/10/04	BUF	42	31	73.8	304	1	1	41	91.8
Dick Wood	10/3/64	SD	43	19	44.2	302	2	2	68t	64.3
Joe Namath	9/15/68	@KC	29	17	58.6	302	2	1	57t	102.9
Al Dorow	11/24/60	DTX	33	21	63.6	301	2	1	45t	100.7
Joe Namath	10/1/72	@HOU	38	18	47.4	301	2	2	60	70.2
Pat Ryan	10/18/87	MIA	49	30	61.2	301	4	2	35t	88.9
Ken O'Brien	12/20/87	PHI	49	25	51.0	301	2	0	51t	83.8
Ken O'Brien	9/9/90	@CIN	49	27	55.1	300	2	1	48t	78.6
Chad Pennington*	1/7/07	@NE	40	23	57.5	300	1	1	77t	79.2

*Postseason



Ken O'Brien



Boomer Esiason

300-YARD PASSING GAMES (OPPONENTS)

PASSING

Player	Date	Opp	Att	Cmp	Yds	Pct	TD	Int	Lg	Rate
Dan Marino	10/23/88	@MIA	60	35	521	58.3	3	5	56	68.8
Bernie Kosar*	1/3/87	@CLE	64	33	489	51.6	1	2	37t	69.1
Kurt Warner	9/28/08	ARZ	57	40	472	70.2	2	3	37	84.8
Marc Bulger	1/2/05	@SL	39	29	450	74.4	3	2	44t	116.4
Dan Marino	9/21/86	MIA	50	30	448	60.0	6	2	46t	112.3
Dan Marino	9/24/89	MIA	55	33	427	60.0	3	2	43t	87.5
Boomer Esiason	12/21/86	@CIN	30	23	425	76.7	5	1	49	143.8
Warren Moon	10/13/91	HOU	50	35	423	70.0	2	2	37t	92.3
Dan Marino	11/4/84	MIA	42	23	422	54.8	2	2	54	85.6
George Blanda	11/19/61	@HOU	32	20	418	62.5	7	1	78t	132.8
Peyton Manning	11/16/03	@IND	36	27	401	75.0	1	0	46t	120.3

Player	Date	Opp	Att	Cmp	Yds	Pct	TD	Int	Lg	Rate
Daryle Lamonica*	12/29/68	OAK	47	20	401	42.6	1	0	57	80.2
Steve Grogan	10/12/86	@NE	42	23	401	54.8	3	0	69t	111.3
Warren Moon	11/20/94	@MIN	50	33	400	66.0	2	4	49	70.4
Matt Cassel	11/23/08	@NE	51	30	400	58.8	3	0	43	103.4
Ken Stabler	11/23/80	HOU	51	33	388	64.7	4	4	68t	81.2
Bert Jones	12/15/74	@BAL	53	36	385	67.9	4	4	39	82.7
Warren Moon	10/28/90	@HOU	43	30	381	69.8	1	0	31	104.9
Babe Parilli	12/17/66	BOS	38	21	379	55.3	3	2	44	94.1
Peyton Manning*	1/24/10	@IND	39	26	377	66.7	3	0	46	123.6
Johnny Unitas	9/24/72	BAL	45	26	376	57.8	2	0	40t	99.9
Jeff George	9/21/97	OAK	38	26	374	68.4	3	0	56t	126.4
Hugh Millen	11/17/91	@NE	43	30	372	69.8	1	1	56t	94.3
Dan Marino	10/12/97	MIA	38	27	372	71.1	2	0	36t	119.6
Tobin Rote	11/2/63	SD	29	21	369	72.4	3	0	62	149.0
Joe Ferguson	9/23/79	@BUF	30	19	367	63.3	5	0	75t	145.4
Steve Young	9/6/98	@SF	46	26	363	56.5	3	1	35	94.7
Dan Marino	11/10/85	@MIA	37	21	362	56.8	3	3	60t	83.4
Ken Stabler	10/21/79	OAK	47	29	360	61.7	2	5	36	60.0
Jack Trudeau	11/16/86	IND	57	27	359	47.4	1	4	48t	44.4
Dan Marino	11/12/89	@MIA	34	18	359	52.9	3	2	78t	95.1
Dan Marino	11/27/94	MIA	44	31	359	70.5	4	2	28t	106.2
Cotton Davidson	11/22/64	@OAK	35	20	358	57.1	3	3	60t	85.2
John Hadl	10/31/71	@SD	27	19	358	70.4	4	1	49t	137.0
Bruce Mathison	12/8/85	@BUF	39	22	357	56.4	0	2	39	65.9
Jay Cutler	11/30/08	DEN	43	27	357	62.8	2	1	59t	94.8
Ken Anderson*	1/9/83	@CIN	35	26	354	74.3	2	3	53	89.5
Dan Fouts	9/4/83	@SD	36	20	354	55.6	2	2	33t	84.7
Tony Eason	9/30/84	NE	42	28	354	66.7	3	0	43t	116.6
Erik Kramer	11/16/97	@CHI	60	32	354	53.3	2	3	25	61.4
Dan Marino	11/27/88	MIA	35	17	353	48.6	5	0	80t	124.2
Rich Gannon	10/24/99	@OAK	51	26	352	51.0	2	1	45t	78.2
David Archer	11/9/86	@ATL	36	21	350	58.3	2	1	49	98.1
Earl Morrall	12/20/70	@BAL	33	18	348	54.5	4	1	44	118.4
Rich Gannon	12/2/02	@OAK	42	31	342	73.8	1	0	26t	105.5
Kerry Collins	12/5/99	@NYG	29	17	341	58.6	3	0	80t	134.4
Brian Sipe	12/7/80	@CLE	41	30	340	73.2	1	1	45	95.6
Joe Ferguson	9/23/84	@BUF	46	31	340	67.4	2	0	43	103.5
Drew Bledsoe	9/12/99	NE	30	21	340	70.0	1	1	58t	104.9
Peyton Manning	12/3/00	IND	51	27	339	52.9	2	2	43t	70.6
Daryle Lamonica	12/17/67	@OAK	32	16	336	50.0	3	2	72	92.7
Cotton Davidson	10/2/60	@DTX	31	19	333	61.3	1	1	72	95.2
Daryle Lamonica	11/30/69	OAK	28	19	333	67.9	2	1	50	117.1
John Hadl	10/8/66	SD	41	22	331	53.7	1	0	67t	88.6
Steve Grogan	10/11/81	NE	32	19	330	59.4	1	2	51	78.9
Tommy Kramer	12/26/82	@MIN	56	32	328	57.1	1	3	28	57.7
Jay Fiedler	12/28/03	@MIA	29	21	328	72.4	1	1	59	106.7
J.P. Losman	9/24/06	@BUF	38	22	328	57.9	1	1	51t	84.1
Brian Griese	11/5/00	DEN	35	22	327	62.9	2	1	49	100.5
John Hadl	10/5/68	SD	37	17	326	45.9	3	3	84t	70.3
David Carr	11/26/06	HST	54	39	323	72.2	1	1	22	85.6
Bert Jones	11/20/77	@BAL	36	23	322	63.9	3	1	53t	108.8
Don Strock	12/15/79	@MIA	41	26	322	63.4	1	2	38	75.5
Dan Marino	12/27/99	@MIA	52	29	322	55.8	3	3	32t	69.6
Dan Marino	12/13/98	@MIA	57	30	321	52.6	1	1	31	67.9
John Elway	9/11/94	DEN	42	29	319	69.0	1	1	40t	89.3
Drew Brees*	1/8/05	@SD	42	31	319	73.8	2	1	44	101.2
Trent Green	9/23/07	MIA	36	23	318	63.9	1	1	43	89.8
Dennis Shaw	10/4/70	@BUF	21	12	317	57.1	2	2	45	93.9
Ken Anderson	9/16/84	CIN	22	16	316	72.7	2	4	80t	105.5
Jim Kelly	11/19/95	BUF	37	22	316	59.5	2	0	47	105.2
Steve Grogan	9/9/79	@NE	18	13	315	72.2	5	0	50t	153.9
Pete Beathard	10/20/69	HOU	47	23	314	48.9	1	3	34	51.2
Steve Bartkowski	10/23/83	ATL	36	25	313	69.4	2	2	26	91.6
Steve DeBerg	10/2/88	KC	34	17	312	50.0	2	2	80t	77.1
Brad Johnson	11/23/97	MIN	35	24	312	68.6	3	0	49	124.9
Tom Yewcic	10/5/63	BOS	38	18	311	47.4	3	5	57t	62.4
Daryle Lamonica	11/17/68	@OAK	34	21	311	61.8	4	2	48t	106.4
Tom Brady	11/22/09	@NE	41	28	310	68.3	1	0	43	98.6
George Blanda	9/22/63	HOU	37	25	308	67.6	1	2	63	79.6
Craig Morton	11/16/80	@DEN	39	27	306	69.2	2	2	32	88.2
Jim Kelly	9/13/87	@BUF	42	25	305	59.5	3	1	26t	95.8
Babe Parilli	10/31/64	BOS	40	18	304	45.0	2	5	52t	48.3
Jim Harbaugh	9/23/91	@CHI	42	28	303	66.7	1	0	31	95.6
Kerry Collins	11/2/03	NYG	40	24	303	60.0	2	0	39t	100.3
Jack Kemp	10/15/61	SD	38	15	302	39.5	0	1	52	57.1
Brian Sipe	9/2/79	CLE	36	21	302	58.3	2	3	37	69.4
Jim Kelly	10/17/88	BUF	27	16	302	59.3	3	1	66t	119.7

*Postseason



YEAR-BY-YEAR RESULTS

1960 (7-7)

Head Coach: Sammy Baugh – 2nd in AFL East
Home Stadium: Polo Grounds

Date	W-L	Score	Opponents	Attendance
9/11	W	27-3	Buffalo	10,250
9/16	L	24-28	Boston	19,200
9/23	W	28-24	Denver	20,982
10/2	W	37-35	at Dallas	37,500
10/9	L	21-27	at Houston	16,156
10/16	W	17-13	at Buffalo	14,998
10/23	L	28-42	Houston	21,000
10/28	L	27-28	Oakland	10,000
11/4	L	7-21	Los Angeles	19,402
11/11	L	21-38	at Boston	11,653
11/24	W	41-35	Dallas	14,344
12/4	W	30-27	at Denver	5,861
12/11	W	31-28	at Oakland	9,037
12/18	L	43-50	at Los Angeles	11,457

1961 (7-7)

Head Coach: Sammy Baugh – 3rd in AFL East
Home Stadium: Polo Grounds

Date	W-L	Score	Opponents	Attendance
9/9	W	21-20	at Boston	16,684
9/17	L	31-41	at Buffalo	15,584
9/24	W	35-28	Denver	14,381
10/1	W	37-30	Boston	15,189
10/15	L	10-25	San Diego	25,136
10/22	L	10-27	at Denver	12,508
10/29	W	14-6	at Oakland	7,138
11/5	L	13-48	at San Diego	33,391
11/11	W	23-12	Oakland	16,311
11/19	L	13-49	at Houston	33,428
11/23	W	21-14	Buffalo	12,023
12/3	W	28-7	Dallas	14,117
12/10	L	21-48	Houston	9,462
12/17	L	24-35	at Dallas	12,500

1962 (5-9)

Head Coach: Clyde "Bulldog" Turner – 4th in AFL East
Home Stadium: Polo Grounds

Date	W-L	Score	Opponents	Attendance
9/9	W	28-17	at Oakland	12,893
9/16	L	14-40	at San Diego	22,003
9/22	W	17-6	at Buffalo	24,024
9/30	L	10-32	Denver	5,729
10/6	L	14-43	Boston	4,719
10/14	L	17-56	at Houston	20,650
10/21	L	17-20	at Dallas	17,814
10/28	W	23-3	San Diego	7,175
11/4	W	31-21	Oakland	4,728
11/11	L	31-52	Dallas	5,974
11/22	W	46-45	at Denver	15,776
11/30	L	17-24	at Boston	20,015
12/8	L	3-20	Buffalo	4,011
12/15	L	10-44	Houston	3,828

1963 (5-8-1)

Head Coach: Weeb Ewbank – 4th in AFL East
Home Stadium: Polo Grounds

Date	W-L	Score	Opponents	Attendance
9/8	L	14-38	at Boston	24,120
9/22	W	24-17	Houston	9,336
9/28	W	10-7	Oakland	17,100
10/5	W	31-24	Boston	16,769
10/13	L	20-24	at San Diego	27,189

10/20	L	26-49	at Oakland	15,557
10/26	T	35-35	Denver	22,553
11/2	L	7-53	San Diego	20,798
11/10	L	27-31	at Houston	23,619
11/17	W	14-9	Denver	14,247
12/1	W	17-0	Kansas City	18,824
12/8	L	14-45	at Buffalo	20,222
12/14	L	10-19	Buffalo	6,526
12/22	L	0-48	at Kansas City	12,202

1964 (5-8-1)

Head Coach: Weeb Ewbank – 3rd in AFL East
Home Stadium: Shea Stadium

Date	W-L	Score	Opponents	Attendance
9/12	W	30-6	Denver	44,497
9/27	L	10-26	at Boston	22,716
10/3	T	17-17	San Diego	50,222
10/10	W	35-13	Oakland	36,499
10/17	W	24-21	Houston	35,816
10/24	L	24-34	at Buffalo	39,621
10/31	W	35-14	Boston	45,033
11/8	L	7-20	Buffalo	61,929
11/15	L	16-20	at Denver	11,309
11/22	L	26-35	at Oakland	15,589
11/29	W	27-14	Kansas City	46,597
12/6	L	3-38	at San Diego	25,753
12/13	L	17-33	at Houston	16,225
12/20	L	7-24	at Kansas City	14,316

1965 (5-8-1)

Head Coach: Weeb Ewbank – 2nd in AFL East
Home Stadium: Shea Stadium

Date	W-L	Score	Opponents	Attendance
9/12	L	21-27	at Houston	52,680
9/18	L	10-14	Kansas City	53,658
9/26	L	21-33	at Buffalo	45,056
10/3	L	13-16	at Denver	34,988
10/16	T	24-24	Oakland	59,890
10/23	L	9-34	San Diego	60,679
10/31	W	45-10	Denver	55,572
11/7	W	13-10	at Kansas City	25,523
11/14	W	30-20	at Boston	18,589
11/21	W	41-14	Houston	55,312
11/28	L	23-27	Boston	59,334
12/4	L	7-38	at San Diego	32,167
12/12	L	14-24	at Oakland	19,013
12/19	W	14-12	Buffalo	57,396

1966 (6-6-2)

Head Coach: Weeb Ewbank – 3rd in AFL East
Home Stadium: Shea Stadium

Date	W-L	Score	Opponents	Attendance
9/9	W	19-14	at Miami	34,402
9/18	W	52-13	Houston	54,681
9/25	W	16-7	at Denver	29,878
10/2	T	24-24	at Boston	27,255
10/8	W	17-16	San Diego	63,497
10/16	L	0-24	at Houston	30,823
10/23	L	21-24	Oakland	58,135
10/30	L	23-33	Buffalo	61,552
11/13	L	3-14	at Buffalo	45,738
11/20	W	30-13	Miami	58,664
11/27	L	24-32	Kansas City	60,318
12/3	T	28-28	at Oakland	32,144
12/11	L	27-42	at San Diego	25,712
12/17	W	38-28	Boston	58,921

1967 (8-5-1)

Head Coach: Weeb Ewbank – 2nd in AFL East
Home Stadium: Shea Stadium

Date	W-L	Score	Opponents	Attendance
9/10	L	17-20	at Buffalo	45,748
9/24	W	38-24	at Denver	35,565
10/1	W	29-7	Miami	61,240
10/7	W	27-14	Oakland	63,106
10/15	T	28-28	Houston	62,729
10/22	W	33-14	at Miami	30,049
10/29	W	30-23	Boston	62,784
11/5	L	18-42	at Kansas City	46,642
11/12	W	20-10	Buffalo	62,671
11/19	W	29-24	at Boston	26,790
12/3	L	24-33	Denver	61,615
12/10	L	7-21	Kansas City	62,891
12/17	L	29-38	at Oakland	53,011
12/24	W	42-31	at San Diego	34,580

1968 (11-3)

Head Coach: Weeb Ewbank – 1st in AFL East,
 Super Bowl III Champions
Home Stadium: Shea Stadium

Date	W-L	Score	Opponents	Attendance
9/15	W	20-19	at Kansas City	48,871
9/22	W	47-31	at Boston*	29,192
9/29	L	35-37	at Buffalo	38,044
10/5	W	23-20	San Diego	63,786
10/13	L	13-21	Denver	63,052
10/20	W	20-14	at Houston	51,710
10/27	W	48-14	Boston	62,351
11/3	W	25-21	Buffalo	61,452
11/10	W	26-7	Houston	60,242
11/17	L	32-43	at Oakland	53,318
11/24	W	37-15	at San Diego	51,175
12/11	W	35-17	Miami	61,766
12/8	W	27-14	Cincinnati	61,111
12/15	W	31-7	at Miami	32,843

POSTSEASON

12/29	W	27-23	Oakland	62,627
1/12	W	16-7	Baltimore**	75,402

*At Birmingham, Ala. **At Miami

1969 (10-4)

Head Coach: Weeb Ewbank – 1st in AFL East
Home Stadium: Shea Stadium

Date	W-L	Score	Opponents	Attendance
9/14	W	33-19	at Buffalo	46,165
9/21	L	19-21	at Denver	50,583
9/28	L	27-34	at San Diego	54,042
10/5	W	23-14	at Boston	25,584
10/12	W	21-7	at Cincinnati	27,927
10/20	W	26-17	Houston	63,841
10/26	W	23-17	Boston	62,298
11/2	W	34-31	Miami	61,761
11/9	W	16-6	Buffalo	62,680
11/16	L	16-34	Kansas City	63,849
11/23	W	40-7	Cincinnati	62,128
11/30	L	14-27	Oakland	63,865
12/6	W	34-26	at Houston	57,923
12/14	W	27-9	at Miami	48,108

POSTSEASON

12/20	L	6-13	Kansas City	62,977
-------	---	------	-------------	--------

1970 (4-10)

Head Coach: Weeb Ewbank – 3rd in AFC East
Home Stadium: Shea Stadium

Date	W-L	Score	Opponents	Attendance
9/21	L	21-31	at Cleveland	85,703
9/27	W	31-21	at Boston	36,040
10/4	L	31-34	at Buffalo	46,206
10/10	L	6-20	Miami	62,712
10/18	L	22-29	Baltimore	63,301
10/25	L	6-10	Buffalo	62,712
11/1	L	10-22	New York Giants	63,903
11/8	L	17-21	at Pittsburgh	50,028
11/15	W	31-20	at Los Angeles	76,378
11/22	W	17-3	Boston	61,822
11/29	W	20-10	Minnesota	62,333
12/6	L	13-14	Oakland	62,905
12/13	L	10-16	at Miami	75,099
12/19	L	20-35	at Baltimore	60,240

1971 (6-8)

Head Coach: Weeb Ewbank – 4th in AFC East
Home Stadium: Shea Stadium

Date	W-L	Score	Opponents	Attendance
9/19	L	0-22	at Baltimore	56,458
9/27	L	10-17	at St. Louis	50,358
10/3	W	14-10	at Miami	70,670
10/10	L	0-20	at New England	61,357
10/17	W	28-17	Buffalo	61,948
10/24	L	14-30	Miami	62,130
10/31	L	21-49	at San Diego	44,786
11/7	W	13-10	Kansas City	62,812
11/14	L	13-14	Baltimore	63,947
11/21	W	20-7	at Buffalo	41,577
11/28	L	21-24	San Francisco	63,936
12/4	L	10-52	at Dallas	66,689
12/12	W	13-6	New England	63,175
12/19	W	35-21	Cincinnati	63,151

1972 (7-7)

Head Coach: Weeb Ewbank – 2nd in AFC East
Home Stadium: Shea Stadium

Date	W-L	Score	Opponents	Attendance
9/17	W	41-24	at Buffalo	46,206
9/24	W	44-34	at Baltimore	56,626
10/1	L	20-26	at Houston	51,423
10/8	L	17-27	Miami	63,841
10/15	W	41-13	at New England	60,999
10/22	W	24-20	Baltimore	62,948
10/29	W	34-10	New England	62,867
11/5	L	17-35	Washington	62,692
11/11	W	41-3	Buffalo	62,853
11/19	L	24-28	at Miami	78,166
11/23	L	20-37	at Detroit	54,418
12/3	W	18-17	New Orleans	62,496
12/11	L	16-24	at Oakland	54,843
12/17	L	10-26	Cleveland	62,614

1973 (4-10)

Head Coach: Weeb Ewbank – 4th in AFC
East Home Stadium: Shea Stadium

Date	W-L	Score	Opponents	Attendance
9/17	L	7-23	at Green Bay*	47,124
9/23	W	34-10	at Baltimore	55,942
9/30	L	7-9	at Buffalo	77,425
10/7	L	3-31	at Miami	63,850
10/14	W	9-7	at New England	57,781
10/21	L	14-26	at Pittsburgh	48,682



10/28	L	28-40	Denver	55,108
11/4	L	14-24	Miami	57,491
11/11	W	33-13	New England	51,034
11/18	L	14-20	at Cincinnati	55,745
11/25	L	20-28	Atlanta	61,327
12/2	W	20-17	Baltimore	51,167
12/9	L	23-24	at Philadelphia	34,621
12/16	L	14-34	at Buffalo	47,740

*At Milwaukee, Wis.

1974 (7-7)

Head Coach: Charley Winner – 4th in AFC East

Home Stadium: Shea Stadium

Date	W-L	Score	Opponents	Attendance
9/15	L	16-24	at Kansas City	73,959
9/22	W	23-21	at Chicago	50,213
9/29	L	12-16	at Buffalo	76,866
10/7	L	17-21	at Miami	61,527
10/13	L	0-24	New England	57,828
10/20	L	20-35	Baltimore	51,745
10/27	L	13-20	Los Angeles	56,110
11/3	L	22-27	Houston	47,218
11/10	W	26-20	at N.Y. Giants (OT)	64,327
11/17	W	21-16	at New England	57,115
11/24	W	17-14	Miami	57,162
12/1	W	27-14	San Diego	44,888
12/8	W	20-10	Buffalo	31,982
12/15	W	45-38	at Baltimore	31,651

1975 (3-11)

Head Coaches: Charley Winner (2-7), Ken Shipp (1-4) – 4th in AFC East

Home Stadium: Shea Stadium

Date	W-L	Score	Opponents	Attendance
9/21	L	14-42	at Buffalo	77,837
9/28	W	30-24	at Kansas City	73,939
10/5	W	36-7	New England	57,365
10/12	L	21-29	at Minnesota	47,739
10/19	L	0-43	Miami	47,191
10/26	L	28-45	Baltimore	55,137
11/2	L	23-24	Buffalo	58,343
11/9	L	7-27	at Miami	72,896
11/16	L	19-52	at Baltimore	52,097
11/23	L	6-37	St. Louis	53,169
11/30	L	7-20	Pittsburgh	52,618
12/7	W	30-28	at New England	53,989
12/15	L	16-24	at San Diego	49,706
12/21	L	21-31	Dallas	37,279

1976 (3-11)

Head Coaches: Lou Holtz (3-10), Mike Holovak (0-1) – 4th in AFC East

Home Stadium: Shea Stadium

Date	W-L	Score	Opponents	Attendance
9/12	L	17-38	at Cleveland	67,496
9/19	L	3-46	at Denver	62,519
9/26	L	0-16	at Miami	49,754
10/3	L	6-17	at San Francisco	42,961
10/10	W	17-14	Buffalo	52,916
10/18	L	7-41	at New England	50,883
10/24	L	0-20	Baltimore	49,768
10/31	W	19-14	at Buffalo	41,285
11/7	L	7-27	Miami	53,344
11/14	W	34-0	Tampa Bay	46,427
11/21	L	24-38	New England	49,983
11/28	L	16-33	at Baltimore	43,823
12/5	L	16-37	Washington	46,638
12/12	L	3-42	Cincinnati	31,067

1977 (3-11)

Head Coach: Walt Michaels – 5th in AFC East

Home Stadium: Shea Stadium

Date	W-L	Score	Opponents	Attendance
9/18	L	0-20	at Houston	39,488
9/25	L	12-20	Baltimore	43,439
10/2	W	30-27	New England	38,227
10/9	W	24-19	at Buffalo	32,046
10/16	L	17-21	at Miami	43,446
10/23	L	27-28	Oakland	56,734
10/30	L	13-24	at New England	61,042
11/6	L	10-14	Miami	51,582
11/13	L	0-17	Seattle	42,923
11/20	L	12-33	at Baltimore	50,957
11/27	L	20-23	Pittsburgh	47,385
12/4	W	16-13	at New Orleans	40,464
12/11	L	10-14	Buffalo	31,929
12/18	L	0-27	at Philadelphia	19,241

1978 (8-8)

Head Coach: Walt Michaels – 3rd in AFC East

Home Stadium: Shea Stadium

Date	W-L	Score	Opponents	Attendance
9/1	W	33-20	Miami	49,598
9/10	W	21-20	at Buffalo	40,985
9/17	L	17-24	Seattle	46,911
9/24	L	3-23	at Washington	54,729
10/1	L	17-28	Pittsburgh	52,058
10/8	W	45-14	Buffalo	44,545
10/15	W	33-10	at Baltimore	45,563
10/22	W	23-10	St. Louis	29,244
10/29	L	21-55	at New England	60,585
11/5	W	31-28	at Denver	74,983
11/12	L	9-17	at Philadelphia	65,950
11/19	L	17-19	New England	55,568
11/26	W	24-13	at Miami	49,522
12/3	W	24-16	Baltimore	50,248
12/10	L	34-37	at Cleveland (OT)	36,881
12/17	L	7-30	Dallas	52,532

1979 (8-8)

Head Coach: Walt Michaels – 3rd in AFC East

Home Stadium: Shea Stadium

Date	W-L	Score	Opponents	Attendance
9/2	L	22-25	Cleveland (OT)	48,472
9/9	L	3-56	at New England	53,113
9/16	W	31-10	Detroit	49,612
9/23	L	31-46	at Buffalo	68,731
9/30	W	33-27	Miami	51,496
10/7	L	8-10	at Baltimore	32,142
10/15	W	14-7	New England	54,479
10/21	W	28-19	Oakland	55,802
10/28	L	24-27	at Houston (OT)	45,825
11/4	W	27-22	at Green Bay	54,201
11/11	L	12-14	Buffalo	50,647
11/18	L	13-23	at Chicago	53,635
11/26	L	7-30	at Seattle	59,977
12/2	W	30-17	Baltimore	47,744
12/9	W	27-26	New England	45,131
12/15	W	27-24	at Miami	49,915

1980 (4-12)

Head Coach: Walt Michaels – 5th in AFC East
Home Stadium: Shea Stadium

Date	W-L	Score	Opponents	Attendance
9/7	L	14-17	Baltimore	50,777
9/14	L	10-20	at Buffalo	65,315
9/21	L	27-37	San Francisco	50,608
9/28	L	21-35	at Baltimore	33,373
10/5	L	11-21	New England	53,603
10/12	W	14-7	at Atlanta	57,458
10/19	L	17-27	Seattle	52,496
10/27	W	17-14	Miami	53,046
11/2	L	21-34	at New England	60,834
11/9	L	24-31	Buffalo	45,677
11/16	L	24-31	at Denver	72,114
11/23	W	31-28	Houston (OT)	52,358
11/30	L	13-38	at Los Angeles	59,743
12/7	L	14-17	at Cleveland	78,454
12/14	L	20-21	New Orleans	38,077
12/20	W	24-17	at Miami	41,854

1981 (10-5-1)

Head Coach: Walt Michaels – 2nd in AFC East
Home Stadium: Shea Stadium

Date	W-L	Score	Opponents	Attendance
9/6	L	0-31	at Buffalo	79,754
9/13	L	30-31	Cincinnati	49,454
9/20	L	10-38	at Pittsburgh	52,973
9/27	W	33-17	Houston	50,309
10/4	T	28-28	at Miami (OT)	68,723
10/11	W	28-24	New England	55,093
10/18	W	33-14	Buffalo	54,607
10/25	L	3-19	Seattle	49,678
11/1	W	26-7	at New York Giants	74,740
11/8	W	41-14	at Baltimore	31,521
11/15	W	17-6	at New England	45,342
11/22	W	16-15	Miami	59,962
11/29	W	25-0	Baltimore	53,593
12/6	L	23-27	at Seattle	53,105
12/12	W	14-13	at Cleveland	56,866
12/20	W	28-3	Green Bay	56,340

POSTSEASON

12/27	L	27-31	Buffalo	57,050
-------	---	-------	---------	--------

1982 (6-3)

Head Coach: Walt Michaels – 6th in AFC
Home Stadium: Shea Stadium

Date	W-L	Score	Opponents	Attendance
9/12	L	28-45	Miami	53,360
9/19	W	31-7	at New England	53,515
11/21	W	37-0	Baltimore	46,970
11/28	W	15-13	Green Bay	53,872
12/6	W	28-13	at Detroit	79,361
12/12	W	32-17	Tampa Bay	28,147
12/1	L	19-20	at Miami	67,702
12/26	W	42-14	at Minnesota	58,672
1/2	L	13-37	at Kansas City	11,902

POSTSEASON

1/9	W	44-17	at Cincinnati	57,560
1/15	W	17-14	at LA Raiders	90,037
1/2	L	0-14	at Miami	67,396

1983 (7-9)

Head Coach: Joe Walton – 5th in AFC East
Home Stadium: Shea Stadium

Date	W-L	Score	Opponents	Attendance
9/4	W	41-29	at San Diego	51,004
9/11	L	10-17	Seattle	54,992
9/18	L	13-23	at New England	43,182
9/25	W	27-24	L.A. Rams (OT)	52,070
10/3	W	34-10	at Buffalo	79,933
10/9	L	7-10	at Cleveland	78,235
10/16	L	14-32	Miami	58,615
10/23	L	21-27	Atlanta	46,878
10/30	W	27-13	at San Francisco	54,796
11/6	L	14-17	Baltimore	53,323
11/13	L	17-24	Buffalo	48,513
11/21	W	31-28	at New Orleans	68,606
11/27	W	26-3	New England	48,620
12/4	W	10-6	at Baltimore	29,431
12/10	L	7-34	Pittsburgh	53,996
12/16	L	14-34	at Miami	59,975

1984 (7-9)

Head Coach: Joe Walton – 3rd in AFC East
Home Stadium: The Meadowlands

Date	W-L	Score	Opponents	Attendance
9/2	W	23-14	at Indianapolis	60,398
9/6	L	17-23	Pittsburgh	70,564
9/16	W	43-23	Cincinnati	64,193
9/23	W	28-26	at Buffalo	48,330
9/30	L	21-28	New England	68,978
10/7	W	17-16	at Kansas City	51,843
10/14	W	24-20	at Cleveland	55,673
10/21	W	28-7	Kansas City	66,782
10/28	L	20-30	at New England	60,513
11/4	L	17-31	Miami	72,655
11/11	L	5-9	Indianapolis	51,066
11/18	L	20-31	at Houston	40,141
11/26	L	17-28	at Miami	74,884
12/2	L	10-20	New York Giants	74,975
12/8	W	21-17	Buffalo	54,378
12/16	L	21-41	at Tampa Bay	43,817

1985 (11-5)

Head Coach: Joe Walton – 2nd in AFC East
Home Stadium: Meadowlands

Date	W-L	Score	Opponents	Attendance
9/8	L	0-31	at L.A. Raiders	57,123
9/15	W	42-3	Buffalo	63,449
9/22	W	24-3	at Green Bay*	53,667
9/29	W	25-20	Indianapolis	61,987
10/6	W	29-20	at Cincinnati	51,785
10/14	W	23-7	Miami	73,807
10/20	L	13-20	at New England	58,163
10/27	W	17-14	Seattle	69,320
11/3	W	35-17	at Indianapolis	59,683
11/10	L	17-21	at Miami	73,965
11/17	W	62-28	Tampa Bay	65,344
11/24	W	16-13	New England (OT)	74,100
11/28	L	20-31	at Detroit	65,531
12/8	W	27-7	at Buffalo	23,122
12/14	L	6-19	Chicago	74,752
12/22	W	37-10	Cleveland	59,073

POSTSEASON

12/28	L	14-26	New England	75,945
-------	---	-------	-------------	--------

*At Milwaukee, Wis.

**1986 (10-6)****Head Coach: Joe Walton – 2nd in AFC East****Home Stadium: Meadowlands**

Date	W-L	Score	Opponents	Attendance
9/7	W	28-24	at Buffalo	79,951
9/11	L	6-20	New England	72,422
9/21	W	51-45	Miami (OT)	71,025
9/28	W	26-7	at Indianapolis	56,075
10/5	W	14-13	Buffalo	69,504
10/12	W	31-24	at New England	60,342
10/20	W	22-10	Denver	73,759
10/26	W	28-23	New Orleans	44,246
11/2	W	38-7	at Seattle	62,497
11/9	W	28-14	at Atlanta	53,476
11/16	W	31-16	Indianapolis	65,149
11/24	L	3-45	at Miami	70,206
11/30	L	3-17	L.A. Rams	70,539
12/7	L	10-24	at San Francisco	60,946
12/13	L	24-45	Pittsburgh	76,025
12/21	L	21-52	at Cincinnati	51,619

POSTSEASON

12/28	W	35-15	Kansas City	75,210
1/3	L	20-23	at Cleveland (OT)	79,720

1987 (6-9)**Head Coach: Joe Walton – 5th in AFC East****Home Stadium: Meadowlands**

Date	W-L	Score	Opponents	Attendance
9/13	W	31-28	at Buffalo	75,718
9/21	W	43-24	New England	70,847
10/4	L	24-38	Dallas	12,370
10/11	L	0-6	at Indianapolis	34,927
10/18	W	37-31	Miami (OT)	18,249
10/25	L	16-17	at Washington	53,497
11/1	L	14-19	Indianapolis	60,863
11/9	W	30-14	Seattle	60,452
11/15	W	16-9	at Kansas City	40,718
11/22	L	14-17	Buffalo	58,407
11/29	W	27-20	Cincinnati	41,135
12/7	L	28-37	at Miami	58,879
12/13	L	20-42	at New England	60,617
12/20	L	27-38	Philadelphia	30,572
12/27	L	7-20	at New York Giants	68,318

1988 (8-7-1)**Head Coach: Joe Walton – 4th in AFC East****Home Stadium: Meadowlands**

Date	W-L	Score	Opponents	Attendance
9/4	L	3-28	at New England	44,027
9/11	W	23-3	at Cleveland	74,434
9/18	W	45-3	Houston	64,683
9/25	W	17-10	at Detroit	29,250
10/2	T	17-17	Kansas City (OT)	66,110
10/9	L	19-36	at Cincinnati	57,482
10/17	L	14-37	Buffalo	70,218
10/23	W	44-30	at Miami	68,292
10/30	W	24-20	Pittsburgh	64,682
11/6	L	14-38	at Indianapolis	59,233
11/13	L	13-14	New England	48,358
11/20	L	6-9	at Buffalo (OT)	78,389
11/27	W	38-34	Miami	52,752
12/4	L	34-38	at Kansas City	30,059
12/10	W	34-16	Indianapolis	46,284
12/18	W	27-21	New York Giants	69,770

1989 (4-12)**Head Coach: Joe Walton – 5th in AFC East****Home Stadium: Meadowlands**

Date	W-L	Score	Opponents	Attendance
9/10	L	24-27	New England	64,541
9/17	L	24-38	at Cleveland	73,516
9/24	W	40-33	at Miami	65,908
10/1	L	10-17	Indianapolis	65,542
10/9	L	7-14	L.A. Raiders	68,040
10/15	L	14-29	at New Orleans	59,521
10/22	L	3-34	at Buffalo	76,811
10/29	L	10-23	San Francisco	62,805
11/5	W	27-26	at New England	53,366
11/12	L	23-31	Miami	65,923
11/19	L	10-27	at Indianapolis	58,236
11/26	W	27-7	Atlanta	40,429
12/3	W	20-17	at San Diego	38,954
12/10	L	0-13	Pittsburgh	41,037
12/17	L	14-38	at L.A. Rams	53,063
12/23	L	0-37	Buffalo	21,148

1990 (6-10)**Head Coach: Bruce Coslet – 4th in AFC East****Home Stadium: Meadowlands**

Date	W-L	Score	Opponents	Attendance
9/9	L	20-25	at Cincinnati	56,167
9/16	W	24-21	Cleveland	67,354
9/24	L	7-30	Buffalo	69,927
9/30	W	37-13	at New England	36,724
10/7	L	16-20	at Miami	69,678
10/14	L	3-39	San Diego	63,311
10/21	L	27-30	at Buffalo	79,002
10/28	W	17-12	at Houston	56,337
11/4	W	24-9	Dallas	68,068
11/11	L	3-17	Miami	68,362
11/18	L	14-17	at Indianapolis	47,283
11/25	L	7-24	Pittsburgh	57,806
12/2	L	17-38	at San Diego	40,877
12/16	L	21-29	Indianapolis	41,423
12/23	W	42-7	New England	46,641
12/30	W	16-14	at Tampa Bay	46,543

1991 (8-8)**Head Coach: Bruce Coslet – 2nd in AFC East****Home Stadium: Meadowlands**

Date	W-L	Score	Opponents	Attendance
9/1	W	16-13	Tampa Bay	61,204
9/8	L	13-20	at Seattle	56,770
9/15	L	20-23	Buffalo	65,309
9/23	L	13-19	at Chicago (OT)	65,256
9/29	W	41-23	Miami	71,170
10/6	W	17-14	at Cleveland	71,042
10/13	L	20-23	Houston	70,758
10/20	W	17-6	at Indianapolis	53,025
11/3	W	19-16	Green Bay (OT)	67,435
11/10	L	27-28	Indianapolis	44,792
11/17	W	28-21	at New England	30,743
11/23	W	24-3	San Diego	59,025
12/1	L	13-24	at Buffalo	80,243
12/8	L	20-34	at Detroit	69,304
12/15	L	3-6	New England	55,689
12/22	W	23-20	at Miami (OT)	69,636

POSTSEASON

12/29	L	10-17	at Houston	61,485
-------	---	-------	------------	--------

1992 (4-12)

Head Coach: Bruce Coslet – 4th in AFC East
Home Stadium: Meadowlands

Date	W-L	Score	Opponents	Attendance
9/6	L	17-20	at Atlanta	65,585
9/13	L	10-27	at Pittsburgh	56,050
9/20	L	14-31	San Francisco	71,020
9/27	L	10-18	at L.A. Rams	42,005
10/4	W	30-21	New England	60,180
10/11	L	3-6	at Indianapolis (OT)	48,393
10/26	L	20-24	Buffalo	68,181
11/1	W	26-14	Miami	69,313
11/8	L	16-27	at Denver	74,678
11/15	W	17-14	Cincinnati	60,196
11/22	L	3-24	at New England	27,642
11/29	L	7-23	Kansas City	57,375
12/6	W	24-17	at Buffalo	75,876
12/13	L	6-10	Indianapolis	33,684
12/20	L	17-19	at Miami	68,275
12/26	L	0-20	New Orleans	45,614

1993 (8-8)

Head Coach: Bruce Coslet – 3rd in AFC East
Home Stadium: Meadowlands

Date	W-L	Score	Opponents	Attendance
9/5	L	20-26	Denver	68,130
9/12	W	24-14	at Miami	70,314
9/26	W	45-7	New England	64,386
10/3	L	30-35	Philadelphia	72,593
10/10	L	20-24	at LA Raiders	41,627
10/24	L	10-19	Buffalo	71,541
10/31	W	10-6	at NY Giants	71,659
11/7	W	27-10	Miami	71,306
11/14	W	31-17	at Indianapolis	47,351
11/21	W	17-12	Cincinnati	64,264
11/28	W	6-0	at New England	42,810
12/5	L	6-9	Indianapolis	45,799
12/11	W	3-0	at Washington	47,970
12/18	L	7-28	Dallas	73,109
12/26	L	14-16	at Buffalo	70,817
1/2	L	0-24	at Houston	61,040

1994 (6-10)

Head Coach: Pete Carroll – 5th in AFC East
Home Stadium: Meadowlands

Date	W-L	Score	Opponents	Attendance
9/4	W	23-3	at Buffalo	79,460
9/11	W	25-22	Denver (OT)	73,463
9/18	L	14-28	at Miami	68,192
9/25	L	7-19	Chicago	70,806
10/2	L	7-27	at Cleveland	76,188
10/9	W	16-6	Indianapolis	66,244
10/16	W	24-17	New England	71,123
10/30	L	25-28	at Indianapolis	44,350
11/6	W	22-17	Buffalo	67,030
11/13	L	10-17	at Green Bay	58,307
11/20	W	31-21	at Minnesota	60,687
11/27	L	24-28	Miami	75,606
12/4	L	13-24	at New England	60,138
12/10	L	7-18	Detroit	56,080
12/18	L	6-21	San Diego	48,213
12/24	L	10-24	at Houston	31,176

1995 (3-13)

Head Coach: Rich Kotite – 5th in AFC East
Home Stadium: Meadowlands

Date	W-L	Score	Opponents	Attendance
9/3	L	14-52	at Miami	71,317
9/10	L	24-27	Indianapolis (OT)	65,134
9/17	W	27-10	Jacksonville	49,970
9/24	L	3-13	at Atlanta	40,778
10/1	L	10-47	Oakland	68,941
10/8	L	10-29	at Buffalo	79,485
10/15	L	15-26	at Carolina	52,613
10/22	W	17-16	Miami	67,228
10/29	L	10-17	at Indianapolis	49,250
11/5	L	7-20	New England	61,462
11/19	L	26-28	Buffalo	54,436
11/26	W	16-10	at Seattle	41,160
12/3	L	20-23	St. Louis	52,023
12/10	L	28-31	at New England	46,617
12/17	L	6-23	at Houston	35,873
12/24	L	0-12	New Orleans	28,885

1996 (1-15)

Head Coach: Rich Kotite – 5th in AFC East
Home Stadium: Meadowlands

Date	W-L	Score	Opponents	Attendance
9/1	L	6-31	at Denver	70,595
9/8	L	7-21	Indianapolis	63,534
9/15	L	27-36	at Miami	68,137
9/22	L	6-13	NY Giants	58,339
9/29	L	16-31	at Washington	52,068
10/6	L	13-34	Oakland	63,611
10/13	L	17-21	at Jacksonville	65,699
10/20	L	22-25	Buffalo	49,775
10/27	W	31-21	at Arizona	28,088
11/10	L	27-31	New England	61,715
11/17	L	29-34	at Indianapolis	48,322
11/24	L	10-34	at Buffalo	60,854
12/1	L	10-35	Houston	21,723
12/8	L	10-34	at New England	54,621
12/14	L	20-21	Philadelphia	29,178
12/22	L	28-31	Miami	47,271

1997 (9-7)

Head Coach: Bill Parcells – 3rd in AFC East
Home Stadium: Meadowlands

Date	W-L	Score	Opponents	Attendance
8/31	W	41-3	at Seattle	53,893
9/7	L	22-28	Buffalo	72,988
9/14	L	24-27	at New England (OT)	60,072
9/21	W	23-22	Oakland	72,586
9/28	W	31-14	at Cincinnati	57,209
10/5	W	16-12	at Indianapolis	48,295
10/12	L	20-31	Miami	75,601
10/19	W	24-19	New England	77,716
11/2	W	19-16	Baltimore (OT)	59,524
11/9	L	17-24	at Miami	73,809
11/16	W	23-15	at Chicago	45,642
11/23	W	23-21	Minnesota	70,131
11/30	L	10-20	at Buffalo	47,776
12/7	L	14-22	Indianapolis	61,168
12/14	W	31-0	Tampa Bay	60,122
12/21	L	10-13	at Detroit	77,624

**1998 (12-4)****Head Coach: Bill Parcells – 1st in AFC East****Home Stadium: Meadowlands**

Date	W-L	Score	Opponents	Attendance
9/6	L	30-36	at San Francisco (OT)	64,419
9/13	L	10-24	Baltimore	70,063
9/20	W	44-6	Indianapolis	79,469
10/4	W	20-9	Miami	75,257
10/11	L	10-30	at St. Louis	55,938
10/19	W	24-14	at New England	60,062
10/25	W	28-3	Atlanta	71,573
11/1	W	20-17	at Kansas City	65,104
11/8	W	34-12	Buffalo	75,043
11/15	L	23-24	at Indianapolis	55,520
11/22	W	24-3	at Tennessee	37,084
11/29	W	48-21	Carolina	71,501
12/6	W	32-31	Seattle	72,200
12/13	W	21-16	at Miami	74,369
12/19	W	17-10	at Buffalo	79,056
12/27	W	31-10	New England	74,302

POSTSEASON

1/10	W	34-24	Jacksonville	78,817
1/17	L	10-23	at Denver	75,402

1999 (8-8)**Head Coach: Bill Parcells – 4th in AFC East****Home Stadium: Meadowlands**

Date	W-L	Score	Opponents	Attendance
9/12	L	28-30	New England	78,227
9/19	L	3-17	at Buffalo	68,839
9/26	L	20-27	Washington	78,161
10/3	W	21-13	at Denver	74,181
10/11	L	6-16	Jacksonville	78,216
10/17	L	13-16	Indianapolis	78,112
10/24	L	23-24	at Oakland	47,326
11/7	W	12-7	Arizona	77,857
11/15	W	24-17	at New England	59,077
11/21	W	17-7	Buffalo	79,285
11/28	L	6-13	at Indianapolis	56,689
12/5	L	28-41	at NY Giants	78,200
12/12	W	28-20	Miami	78,246
12/19	W	22-21	at Dallas	64,271
12/27	W	38-31	at Miami	74,230
1/2	W	19-9	Seattle	78,154

2000 (9-7)**Head Coach: Al Groh – 3rd in AFC East****Home Stadium: Meadowlands**

Date	W-L	Score	Opponents	Attendance
9/3	W	20-16	at Green Bay	59,870
9/11	W	20-19	New England	77,687
9/17	W	27-14	Buffalo	77,884
9/24	W	21-17	at Tampa Bay	65,619
10/8	L	3-20	Pittsburgh	78,441
10/15	W	34-17	at New England	60,292
10/23	W	40-37	Miami (OT)	78,389
10/29	L	20-23	at Buffalo	72,861
11/5	L	23-30	Denver	78,305
11/12	L	15-23	at Indianapolis	56,657
11/19	W	20-3	at Miami	74,320
11/26	W	17-10	Chicago	77,354
12/3	W	27-17	Indianapolis	78,138
12/10	L	7-31	at Oakland	62,632
12/17	L	7-10	Detroit	77,513
12/24	L	20-34	at Baltimore	69,184

2001 (10-6)**Head Coach: Herm Edwards – 3rd in AFC East****Home Stadium: Meadowlands**

Date	W-L	Score	Opponents	Attendance
9/9	L	24-45	Indianapolis	78,606
9/23	W	10-3	at New England	60,202
10/1	L	17-19	San Francisco	78,722
10/7	W	42-36	at Buffalo	72,654
10/14	W	21-17	Miami	78,823
10/21	L	14-34	St. Louis	78,766
10/28	W	13-12	at Carolina	72,642
11/4	W	16-9	at New Orleans	70,020
11/11	W	27-7	Kansas City	78,234
11/18	W	24-0	at Miami	74,259
12/2	L	16-17	New England	78,712
12/9	L	7-18	at Pittsburgh	62,884
12/16	W	15-14	Cincinnati	77,745
12/23	W	29-28	at Indianapolis	56,302
12/30	L	9-14	Buffalo	78,200
1/6	W	24-22	at Oakland	62,011

POSTSEASON

1/12	L	24-38	at Oakland	61,503
------	---	-------	------------	--------

2002 (9-7)**Head Coach: Herm Edwards – 1st in AFC East****Home Stadium: Meadowlands**

Date	W-L	Score	Opponents	Attendance
9/8	W	37-31	at Buffalo (OT)	72,751
9/15	L	7-44	New England	78,726
9/22	L	30-3	at Miami	73,426
9/29	L	3-28	at Jacksonville	55,670
10/6	L	25-29	Kansas City	78,149
10/20	W	20-7	Minnesota	78,516
10/27	L	21-24	Cleveland	78,502
11/3	W	44-13	at San Diego	59,772
11/10	W	13-10	Miami	78,920
11/17	W	31-14	at Detroit	61,720
11/24	W	31-13	Buffalo	78,745
12/2	L	20-26	at Oakland	62,257
12/8	W	19-13	Denver	78,521
12/15	L	13-20	at Chicago	62,226
12/22	W	30-17	at New England	68,436
12/29	W	42-17	Green Bay	78,733

POSTSEASON

1/4	W	41-0	Indianapolis	78,524
1/12	L	10-30	Oakland	62,207

2003 (6-10)**Head Coach: Herm Edwards – 4th in AFC East****Home Stadium: Meadowlands**

Date	W-L	Score	Opponents	Attendance
9/4	L	13-16	at Washington	85,420
9/14	L	10-21	Miami	77,461
9/21	L	16-23	at New England	68,436
9/28	L	6-17	Dallas	77,863
10/12	W	30-3	Buffalo	77,740
10/19	W	19-14	at Houston	70,623
10/26	L	17-24	at Philadelphia	67,853
11/2	L	28-31	NY Giants (OT)	78,123
11/9	W	27-24	at Oakland (OT)	51,909
11/16	L	31-38	at Indianapolis	56,801
11/23	W	13-10	Jacksonville	77,614
12/1	W	24-17	Tennessee	77,710
12/7	L	6-17	at Buffalo	72,791
12/14	W	6-0	Pittsburgh	77,900
12/20	L	16-21	New England	77,835
12/28	L	21-23	at Miami	73,720

2004 (10-6)

Head Coach: Herm Edwards – 2nd in AFC East
Home Stadium: Meadowlands

Date	W-L	Score	Opponents	Attendance
9/12	W	31-24	Cincinnati	77,230
9/19	W	34-28	at San Diego	57,310
10/3	W	17-9	at Miami	73,157
10/10	W	16-14	Buffalo	77,976
10/17	W	22-14	San Francisco	78,189
10/24	L	7-13	at New England	68,756
11/1	W	41-14	Miami	78,216
11/7	L	17-22	at Buffalo	72,574
11/14	L	17-20	Baltimore (OT)	77,826
11/21	W	10-7	at Cleveland	72,547
11/28	W	13-3	at Arizona	35,820
12/5	W	29-7	Houston	77,875
12/12	L	6-17	at Pittsburgh	63,581
12/19	W	37-14	Seattle	77,894
12/26	L	7-23	New England	77,975
1/2	L	29-32	at St. Louis (OT)	65,877

POSTSEASON

1/8	W	20-17	at San Diego (OT)	67,536
1/15	L	17-20	at Pittsburgh (OT)	64,915

2005 (4-12)

Head Coach: Herm Edwards – 4th in AFC East
Home Stadium: Meadowlands

Date	W-L	Score	Opponents	Attendance
9/11	L	7-27	at Kansas City	78,014
9/18	W	17-7	Miami	77,918
9/25	L	20-26	Jacksonville (OT)	77,422
10/2	L	3-13	at Baltimore	70,479
10/9	W	14-12	Tampa Bay	77,852
10/16	L	17-27	at Buffalo	72,045
10/24	L	14-27	at Atlanta	70,995
11/6	L	26-31	San Diego	77,662
11/13	L	3-30	at Carolina	73,529
11/20	L	0-27	at Denver	76,255
11/27	L	19-21	New Orleans	77,152
12/4	L	3-16	at New England	68,756
12/11	W	26-10	Oakland	77,561
12/18	L	20-24	at Miami	72,650
12/26	L	21-31	New England	77,569
1/1	W	30-26	Buffalo	76,822

2006 (10-6)

Head Coach: Eric Mangini – 2nd in AFC East
Home Stadium: Meadowlands

Date	W-L	Score	Opponents	Attendance
9/10	W	23-16	at Tennessee	69,143
9/17	L	17-24	New England	77,595
9/24	W	28-20	at Buffalo	72,067
10/1	L	28-31	Indianapolis	77,190
10/8	L	0-41	at Jacksonville	66,604
10/15	W	20-17	Miami	77,439
10/22	W	31-24	Detroit	76,953
10/29	L	13-20	at Cleveland	72,507
11/12	W	17-14	at New England	68,756
11/19	L	0-10	Chicago	77,632
11/26	W	26-11	Houston	76,596
12/3	W	38-10	at Green Bay	70,527
12/10	L	13-31	Buffalo	77,131
12/17	W	26-13	at Minnesota	63,677
12/25	W	13-10	at Miami	73,500
12/31	W	23-3	Oakland	78,039

POSTSEASON

1/7	L	16-37	at New England	68,756
-----	---	-------	----------------	--------

2007 (4-12)

Head Coach: Eric Mangini – 4th in AFC East
Home Stadium: Meadowlands

Date	W-L	Score	Opponents	Attendance
9/9	L	14-38	New England	77,900
9/16	L	13-20	at Baltimore	71,246
9/23	W	31-28	Miami	77,197
9/30	L	14-17	at Buffalo	70,600
10/7	L	24-35	at NY Giants	78,809
10/14	L	9-16	Philadelphia	77,189
10/21	L	31-38	at Cincinnati	65,868
10/28	L	3-13	Buffalo	76,688
11/4	L	20-23	Washington (OT)	76,663
11/18	W	19-16	Pittsburgh (OT)	77,659
11/22	L	3-34	at Dallas	63,315
12/2	W	40-13	at Miami	77,109
12/9	L	18-24	Cleveland	76,822
12/16	L	10-20	at New England	68,756
12/23	L	6-10	at Tennessee	69,143
12/30	W	13-10	Kansas City (OT)	76,737

2008 (9-7)

Head Coach: Eric Mangini – 3rd in AFC East
Home Stadium: Meadowlands

Date	W-L	Score	Opponents	Attendance
9/7	W	20-14	at Miami	65,589
9/14	L	10-19	New England	78,554
9/22	L	29-48	at San Diego	68,922
9/28	W	56-35	Arizona	78,222
10/12	W	26-14	Cincinnati	78,161
10/19	L	13-16	at Oakland	61,901
10/26	W	28-24	Kansas City	78,037
11/2	W	26-17	at Buffalo	71,827
11/9	W	47-3	St. Louis	78,073
11/13	W	34-31	at New England (OT)	68,756
11/23	W	34-13	at Tennessee	69,143
11/30	L	17-34	Denver	78,809
12/7	L	14-24	at San Francisco	67,782
12/14	W	31-27	Buffalo	78,548
12/21	L	3-13	at Seattle	68,181
12/28	L	17-24	Miami	79,454

2009 (9-7)

Head Coach: Rex Ryan – 2nd in AFC East
Home Stadium: Meadowlands

Date	W-L	Score	Opponents	Attendance
9/13	W	24-7	at Houston	70,118
9/20	W	16-9	New England	78,312
9/27	W	24-17	Tennessee	75,863
10/4	L	10-24	at New Orleans	70,009
10/12	L	27-31	at Miami	69,767
10/18	L	13-16	Buffalo (OT)	76,048
10/25	W	38-0	at Oakland	39,354
11/1	L	25-30	Miami	77,531
11/15	L	22-24	Jacksonville	76,313
11/22	L	14-31	at New England	68,756
11/29	W	17-6	Carolina	76,381
12/3	W	19-13	at Buffalo*	51,567
12/13	W	26-3	at Tampa Bay	62,731
12/20	L	7-10	Atlanta	76,866
12/27	W	29-15	at Indianapolis	67,222
1/3	W	37-0	Cincinnati	79,106

POSTSEASON

1/9	W	24-14	at Cincinnati	63,686
1/17	W	17-14	at San Diego	69,498
1/24	L	17-30	at Indianapolis	67,650

*At Rogers Centre, Toronto, Canada



MISCELLANEOUS



2010 TRAINING CAMP

On April 12, 2010, the New York Jets announced a three-year agreement with SUNY Cortland with the option to extend two more years, establishing the campus as the site of the team's training camp.

SUNY Cortland will host the Jets 2010 training camp beginning August 2, with the team hosting two practices at their New Jersey-based Atlantic Health Jets Training Center and a practice at Hofstra University on Long Island.

Upon becoming the head coach in January 2009, Rex Ryan conveyed his desire to hold training camp in a remote location in order to build team chemistry. Team personnel researched various locations and selected SUNY Cortland because of their excellent training facilities and technological capabilities.

New York Jets Training Camp Sites

1960	University of New Hampshire, Durham, NH
1961	Bear Mountain, NY
1962	East Stroudsburg St. College, Stroudsburg, PA
1963-67	Peekskill, NY
1968-08	Hofstra University, Hempstead, NY
2009-	SUNY Cortland, Cortland, NY



About SUNY Cortland: Founded in 1868, State University of New York College at Cortland is home to the Northeast's largest teacher education program. More than 90 percent of SUNY Cortland's 7,000 undergraduate and graduate students gain hands-on experience through internships, volunteerism, civic engagement and study abroad. Its three schools — arts and sciences, education and professional studies — are committed to excellence in teaching, research, scholarship, service and international education.

The Main Street SUNY Cortland facility serves as a downtown hub for cultural and economic initiatives aimed at improving the quality of life in Cortland County, where the College is the largest employer.

With its more than 600 student-athletes competing in 25 intercollegiate sports, the SUNY Cortland intercollegiate athletics program has remained the most successful nationally among all New York colleges and universities for more than a decade.

Situated in the beautiful Finger Lakes region, Cortland offers an array of regional cultural and recreational opportunities. The College's picturesque Outdoor Education Center at Raquette Lake in the Adirondacks is the only National Historic Landmark among the 64 SUNY campuses.

CORTLAND DIRECTIONS

FROM NEW YORK CITY/LONG ISLAND

- Take Route 17 to Binghamton.
- Pick up interstate 81 North to Cortland Exit 12.
- Stay straight on the exit ramp and drive to the traffic light for route 281/Ithaca.
- At the traffic light take a left onto Route 281.
- Stay on Route 281 for approximately three miles.
- Take a left onto Stratton Drive.
- Pass through the open gate.

FROM FLORHAM PARK AREA

- Take 287 North to 80 West into Pennsylvania.
- 80 West to 380 North.
- Pick up 81 North in Scranton to Cortland Exit 12.
- Stay straight on the exit ramp and drive to the traffic light for route 281/Ithaca.
- At the traffic light take a left onto Route 281.
- Stay on Route 281 for approximately three miles.
- Take a left onto Stratton Drive.
- Pass through the open gate.

FROM ALBANY AND NEW ENGLAND

- Take interstate 90 (New York State Thruway) West to Exit 34-A.
- Pick up interstate 481 South and take to interstate 81 South.
- Take Interstate 81 south to Cortland Exit 12.
- Stay straight on the exit ramp and drive to the traffic light for Route 281/Ithaca.
- At the traffic light take a left onto Route 281.
- Stay on Route 281 for approximately three miles.
- Take a left onto Stratton Drive.
- Pass through the open gate.

FROM BUFFALO AND POINTS WEST

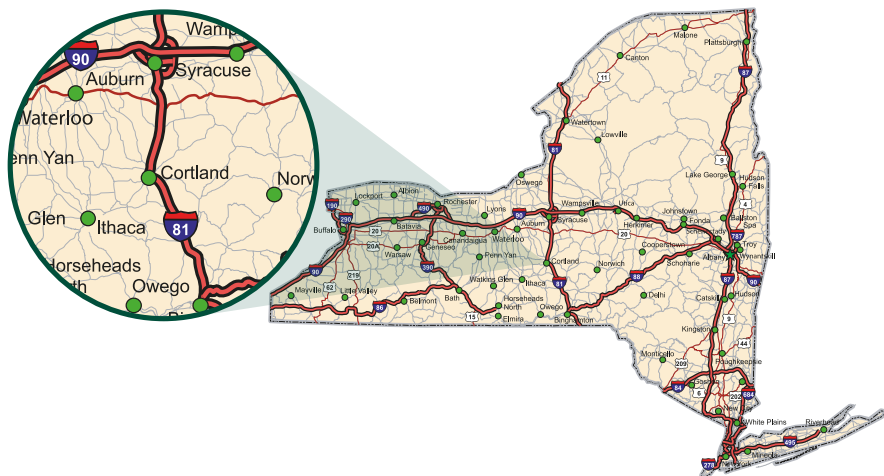
- Take Interstate 90 (New York State Thruway) East to Exit 36 at Syracuse.
- Pick up Interstate 81 South and take to Cortland Exit 12.
- Stay straight on the exit ramp and drive to the traffic light for Route 281/Ithaca.
- At the traffic light take a left onto Route 281.
- Stay on Route 281 for approximately three miles.
- Take a left on Stratton Drive.
- Pass through the open gate.

FROM SYRACUSE AND POINTS NORTH

- Take Interstate 81 South to Exit 12.
- Stay straight on the exit ramp and drive to the traffic light for Route 281/Ithaca.
- At the traffic light take a left onto Route 281.
- Stay on Route 281 for approximately three miles.
- Take a left onto Stratton Drive.
- Pass through the open gate.

FROM ITHACA AIRPORT

- Head Northwest on Culligan Drive toward Brown Road.
- Make a left at Brown Road.
- Turn left at NY-13.
- Make a slight right to stay on NY-13.
- Turn left at North Street/NY-13/NY-38.
- Take a slight right at Tny-13/State Route 13/Tompkins Street.
- Continue to follow NY-13/Tompkins Street.
- Turn left at Pashley Drive.
- Follow Folmer Road until you reach SUNY Cortland.





NEW MEADOWLANDS STADIUM GAMEDAY INFO

Address: New Meadowlands Stadium, 102 Route 120, East Rutherford, NJ 07073.

The complex is bounded by Route 20 and the New Jersey Turnpike on the East, Route 3 on the South, Berry's Creek and Route 17 on the West and Paterson Plank Rd. on the North.

Will Call: Pepsi Gate, open 3 hours before kickoff for regular-season games and 4 hours prior to any playoff game.

MEDIA ENTRANCE – Pepsi Gate
PARKING ENTRANCE – Lot G

WORKING PRESS AREAS

Field – Photographers

Photo Room - Photographers

SLA – Television (Network TV)

Suite Level SLC – Press Box (Working press, Scouts, PR, Coaches, Radio, PA and Scoreboard)

CREDENTIALS

To request credentials for single games, please contact the Jets' PR department at (973) 549-4684 for information on how to access the online credentialing system at www.newyorkjets.com/credentials. The deadline for requests is noon on Tuesday prior to each home game.

TELEPHONE SERVICE

The Jets provide five complimentary telephones in the press box. To request a private telephone at your seat, make prior arrangements with the New Meadowlands Stadium: Michael Dolack (mdolack@nmstadco.com) at (201) 559-1611.

TRANSPORTATION AND HOTELS

Taxis & Limos:

Meadowlands Taxi Cab (201) 933-8294

Xanadu Taxi (973) 460-4331

*Meadowlands Yellow Cab (201) 438-0916

*Reservation required.

Area Hotels:

Marriott Glenpointe (201) 836-0600

Sheraton/Meadowlands (201) 896-0500

Crowne Plaza (201) 348-6900

Holiday Inn Secaucus (201) 348-2000

Hilton Hasbrouck Heights/Meadowlands (201) 288-6100

DIRECTIONS TO MEADOWLANDS

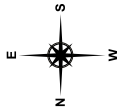
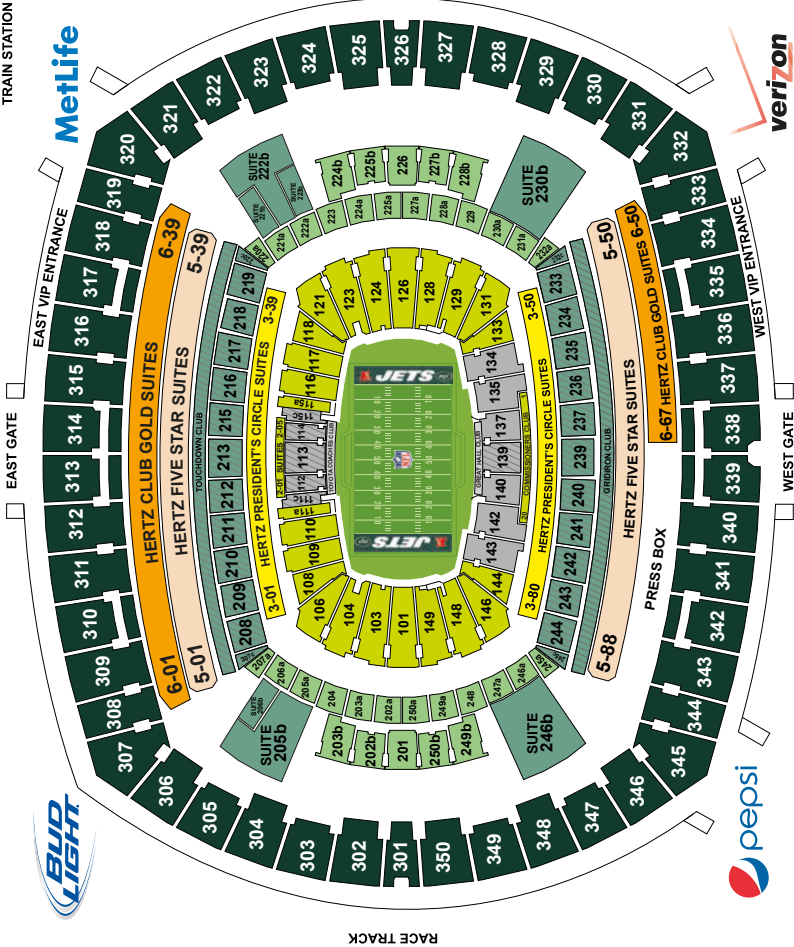
From LaGuardia Airport: Take Grand Central Parkway West to Triboro Bridge and follow the signs to George Washington Bridge. From the George Washington Bridge, follow I-95 to the NJ Turnpike. Take the Turnpike-western spur to the Sports Complex exit.

From Kennedy Airport: Take Van Wyck Expressway to the Long Island Expressway (495-West) to the Midtown Tunnel. Cross 34th St. following signs to the Lincoln Tunnel. Take the Lincoln Tunnel, follow signs to Route 3 West, then travel approximately four miles to the Sports Complex. Follow signs for the stadium.

From Newark/Liberty Airport: Take NJ Turnpike north to Exit 16W and follow signs to the Sports Complex.

From Port Authority/New York City: Load-and-go bus service for all games from 41st St. bus terminal in Manhattan.





Seating Area

- Plaza
- Concourse 100
- Suite Level 3
- Concourse 200
- Suite Level 5
- Suite Level 6
- Concourse 300
- Clubs




UNIFORM HISTORY

IMAGES & TEXT COURTESY OF MAPLE LEAF PRODUCTIONS



1960

The 1960 home jersey showcases the original 'Titans' color scheme of navy blue & gold. Notice the lack of any sleeve striping and the lack of any logo or identification on the team's helmet.




1963

A conversion from navy blue & gold to the beloved green & white. Things to notice: Unique shoulder and sleeve striping; the number schematic on the jersey's sleeves; the unusual point or 'serif' of the uniform number '4'; and the helmet's 'jet' logo.



1965

This 1965 home uniform featured a new helmet logo. The jet was removed, and in its place, a football outline, containing the word 'Jets' and the initials 'NY'. This same logo will be dropped in the early 1970's and then make a comeback in the late 1990's.




1968

This 1968 road jersey showcases a few minor modifications from earlier years, including a different sleeve stripe configuration and a green belt.

**1978**


On this road uniform, the team's logo has been radically altered – consisting of the word 'Jets' in a sleek, modern font. What looks to be a supersonic-type jet is stationed just above the letters, branching off the 'J'. Then the sleeve striping has been simplified to two thick horizontal stripes. Finally, large numbers have been added to the shoulders, and the collar has been changed from white to green.

**1986**

This 1986 Jets' home uniform features a white collar and thick, green single stripe down the pant legs.

**1990**

Features the addition of thin, black outlines surrounding the jersey's stripes and numbers. This trim can also be seen sandwiching the thick, white stripe on the side of the pants. Also note the arrival of green pants, almost shiny in appearance. The Jets' pants have had a zippered front for the past decade, but now they've returned to a laced front.

**1993**

Features the addition of thin, black outlines surrounding the jersey's stripes and numbers. This trim can also be seen sandwiching the aThis 1993 home uniform largely mirrors the road '90 uniform – right down to the thin, black trim surrounding the numbers & stripes. Look carefully and you'll see a small NFL shield on both the jersey's neckline and the left thigh of the pants. If you look closely at almost all NFL uniforms worn from 1991 on, you'll note this same small NFL shield patch on the jersey's neckline. Most NFL uniforms added the NFL logo patch to the neck, and to the upper left thigh of the pants, beginning in 1991.

On the left shoulder of this 1993 jersey is a patch commemorating the 25th anniversary of Super Bowl III. The patch says 'Twenty Fifth Anniversary' at the top, 'Super Bowl III Champions' at the bottom, with '1969' & '1993' sandwiching the Jets' logo of the mid-late 60's. thick, white stripe on the side of the pants. Also note the arrival of green pants, almost shiny in appearance. The Jets' pants have had a zippered front for the past decade, but now they've returned to a laced front.


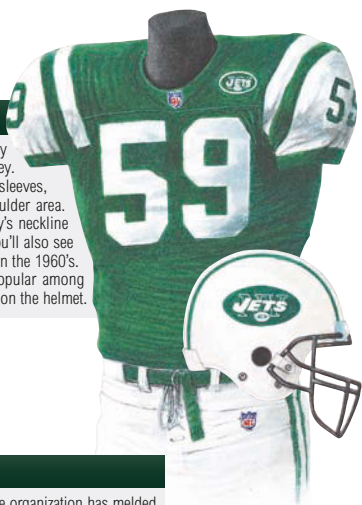


1994

The 1994 season marked the NFL's 75th anniversary. To help celebrate this milestone, most teams wore special 'throwback' sweaters commissioned by the NFL (note the diamond patch on the left shoulder signifying this occasion). The 1994 Jets' home uniform pictured here honors the uniform as worn by the Super Bowl Champs in 1968. Notice also the fact that the 1994 helmet featured the mid-late 60's helmet logo, the popular football-shaped logo.

1998

The 1998 Jets opted to keep the 'retro' style of their late 1960's/early 1970's uniforms – first show-cased by the 1994 'throwback' jersey. Note the unusual horizontal and vertical striping format on the sleeves, as well as the old-style Jets' logo on the upper left breast/shoulder area. The small, now traditional NFL shields can be seen on the jersey's neckline and the left thigh of the pants. Look carefully at the pants, and you'll also see that the Jets have reverted back to the double stripe style – used in the 1960's. Finally, the 'old-school' football-shaped helmet logo was so popular among fans in the 1994 throwback uniform that it has been reintroduced on the helmet.




2000

As the Jets enter the new millennium, the organization has melded design elements from both modern and past uniforms. This 2000 uniform still features the 'retro' style of Jets' uniforms from the 1960's – including the helmet logo, and unusual sleeve striping. Look closely and you'll see the thin, black trim surrounding the jersey's sleeve numbers – an element introduced in the 1990's.

2003

The Jets continued to wear the "retro" style uniform that first resurfaced in 1994, a look that is reminiscent of the Super Bowl champion Jets of the late 1960's. This white-on-green home jersey features a green torso with white detailing on the shoulders and white short sleeves with green cuffs. There are large white numerals on the front and back and small white "TV" numbers on the sleeves, below the shoulder. The jersey has a NY Jets' logo patch on the left shoulder. Note that the pants are white with green striping down the side. The pants have a lace-up fly and are fastened at the waist with a green belt that features the Jets logo on top of the buckle.





JETS MEDIA PARTNERS



Jets Flight Plan

Jets Flight Plan is a 30-minute, fast-paced, informative and entertaining journey through the world of the Jets football team. Get behind-the-scenes access to Rex Ryan, his coaching staff and players inside practices, meetings, and the locker room as the Jets prepare each week during the season. The show, featuring WCBSTV sportscaster Otis Livingston, also highlights players throughout the year in their personal business ventures, philanthropic endeavors, and other non-football experiences.

Jets Preseason Games

The broadcast home of the New York Jets, CBS2-HD will feature three preseason games at the Panthers, 8/21, vs. the Redskins, 8/27 and at the Eagles, 9/2. During the season CBS2-HD will broadcast as many as 10 regular season games. Catch all the live action on CBS2-HD.



Jets Huddle

Airing on Verizon FIOS 1, Jets Huddle is a weekly in-depth 30-minute look into what your favorite Jets stars do off-the-field along with a panel discussion that addresses current on-field issues. Shot each week at the Atlantic Health Jets Training Center, the panel, moderated by Steve Overmyer, will debate topics affecting the Green and White and will include regular appearances by former NFL players, NFL insiders as well as columnists and beat writers that cover the team.



Tune into the official radio station of the New York Jets 1050 ESPN New York for weekly interviews with your favorite players and Head Coach Rex Ryan. During the season listen to the games on 1050 ESPN New York and in Spanish on 1280 WADO.

The Rex Ryan Report

Listen to a live interview with Rex Ryan each Monday of the season during The Michael Kay Show.

Mark Sanchez

This season, the second year signal-caller of the Jets will have a weekly interview previewing the team's upcoming opponent during the Michael Kay Show.

Inside the Jets

Presented by Coors Light



Each week this live hour-long show, hosted by Bob Wischusen, will feature some of your favorite Jets players and personalities. Show will air Monday nights at 7 p.m. on 1050 ESPN New York and 1050ESPN.com.

Jets Countdown to Kickoff

Listen to the pregame show live for two hours leading up to kickoff before every Jets game hosted by Greg Buttle and Don La Greca.

The Fifth Quarter

Greg Buttle and Don La Greca recap the game live for two hours on 1050 ESPN New York immediately following the game. During The Fifth Quarter, the hosts take fan calls, answer questions and give inside information that only they have access to.



Jets Post Game Live

Presented by Toyota



The official Jets post game TV show following every Jets game. This studio-based show is the source for in-depth analysis, player reactions and expert opinion immediately after every Jets game. With Jeané Coakley on-site and hosts Brian Custer, Ray Lucas and Adam Schein covering every angle, SNY redefines wall-to-wall locker room coverage.

Jets Extra Point

Presented by New Jersey Lottery



On Tuesdays at 6:30 p.m., watch this half-hour long, studio-based review show hosted by Brian Cutser. Join former Jets QB Ray Lucas and NFL insider Adam Schein as they break down the previous week's New York Jets game and provide insight into the plays, matchups and ultimate outcome. Plus, interviews with players and coaches.

Jets Open Mic

Exclusive "start-to-finish" coverage of Rex Ryan's press conferences each Monday and Wednesday at 6:30 p.m. from the Atlantic Health Jets Training Center. Viewers will also catch Mark Sanchez's weekly Wednesday press conference. Open Mic is a 30-minute telecast throughout the NFL season.

Jets Game Plan

Presented by Atlantic Health



Thursdays at 6:30 p.m., Jets Game Plan is a 30-minute preview show where Jets reporter Jeané Coakley and former Jets LB Greg Buttle interview coaches and players and provides a comprehensive look ahead at the week's upcoming matchup.

Jets Nation

The sun never sets on Jets Nation! When the season ends, Jets Nation, hosted by Brian Custer and featuring Greg Buttle, Jeané Coakley, Ray Lucas and Adam Schein, takes off, with a weekly studio-based series designed to give fans an inside look at Jets players, coaches and team personnel. Fans will be able to keep abreast of changes and watch as the Jets gear up for the upcoming season.

Jets Nation: Draft Day

SNY's all-access coverage of the Jets draft features interviews with Head Coach Rex Ryan and GM Mike Tannenbaum, as well as player profiles, in-depth analysis and debate on the Jets draft needs and interviews with Jets' draft picks. SNY reports on the Jets' draft from both SNY's street level studio located directly across the street from Radio City Music Hall where the NFL Draft takes place and from outside the Jets' draft room.

Jets Nation: Inside Jets Camp

SNY takes fans inside Jets training camp as the team gears up for the season. This weekly live one-hour show will provide a glimpse into what goes on in camp – the drills, conditioning, scrimmages, and more.

Jets Preseason Games

As the exclusive year-round home of the New York Jets, SNY will televise re-airs of three 2010 Jets preseason games at the Panthers, vs. the Redskins and at the Eagles. Ian Eagle and Greg Buttle have the call with Otis Livingston on the sideline for some of New York's highest-rated August programming.





ERIC ALLEN

**DIRECTOR,
INTERNET PROGRAMMING/SENIOR REPORTER**

EXPERIENCE:
NFL: 11TH / Jets: 10TH

Eric Allen, entering in his 10th season with the Jets, provides editorial content for the team's website and publications, serves as the primary host for the video pieces on newyorkjets.com and is a regular news contributor on the Jets' Facebook page. In addition, Allen produces and co-hosts all of the Jets' audio broadcasts on newyorkjets.com. Beginning in 2010, he will host and help produce Jets' video pieces for Verizon on Demand (VOD) and will also periodically appear on the Jets' weekly show on Verizon Fios.

Prior to joining the Jets, Allen worked with the Tampa Bay Buccaneers' public relations department during the 2000

season before serving in similar capacity for the Jets in 2001. A native of Buffalo, NY, Allen holds a Master's of Mass Communication from the University of Florida and freelanced at both The Gainesville Sun and Gator Bait Magazine while in Gainesville from 1999-2000. He earned a Bachelor's of Science from the University of Maryland in 1998 and suited up in goal for the Terrapins' club hockey team.

Allen and his wife, Cristina Canle, reside in Lynbrook, NY.



RICH GENTILE

**SENIOR DIRECTOR,
BROADCASTING AND MULTIMEDIA PRODUCTION**

EXPERIENCE:
NFL: 14TH / Jets: 3RD

Rich Gentile joined the Jets in May 2008, overseeing the creation of a new broadcast department, including a post-production facility, which opened in 2009. Gentile is responsible for the creation of team content for television, the website, stadium presentation and team events.

Prior to joining the Jets, Gentile spent 11 seasons with the Philadelphia Eagles as their Senior Producer for the Eagles Television Network, where he produced preseason broadcasts, weekly television shows and in-stadium content. Previously, Gentile was an associate producer for "Penn State Football

Story" and "Penn State Hoops" while with D'Elia Wittkofski Productions in Pittsburgh, PA (1996-97) and was a production assistant for NHL broadcasts on ESPN and FOX (1995-96).

Born and raised in Pittsburgh, PA, Gentile is a 1994 graduate of the University of Colorado at Boulder and enjoys spending time with his family, including his five nieces and nephews: Oliver, Adam, Austin, Alyssa, and Elise. Gentile is an avid skier, and mountain biker, who loves the outdoors. With a strong interest in all aspects of film making, Gentile loves movies from all eras and genres, but claims "The Natural" as his favorite.



RANDY LANGE

**DIRECTOR,
PUBLICATIONS/EDITOR-IN-CHIEF,
NEWYORKJETS.COM**

**EXPERIENCE:
NFL: 4TH / Jets: 4TH**

Randy Lange is entering his fourth season with the Jets as editor-in-chief of newyorkjets.com and director of publications. He is one of the main writers and contributors to the site's "Randy's Radar" blog and edits the Jets' annual Preview Book and the Playbooks that are distributed at all home games.

Before coming to the Jets, Lange covered the team from 1994-2006 for The Record of Hackensack, N.J. In that role he made many radio and TV appearances in the area and

around the country and was a Jets correspondent for Sports Illustrated, USA Today and CBS.Sportsline.com and a columnist for Jets Confidential. His book, "Stadium Stories: New York Jets," was published in 2005.

Lange attended Rutgers University and graduated from Glassboro State College in 1974 with a degree in communications. He and his wife, Rosemarie, live in Jefferson and in Lake Como, N.J.

FROM ONE-TO-ONE, THE PUNT STILL REIGNS SUPREME

Football fans saw something on Sept. 21, 1969, in Denver that they had never seen before and haven't seen since. That day, Jets' rookie Steve O'Neal, standing at the back of his end zone for a snap from New York's one-yard line,

launched a wind-aided punt into the mile-high atmosphere that didn't stop soaring/bouncing/rolling until downed at the Broncos' one. That 98-yard punt remains the longest in NFL history, not to mention the longest net punt.

LONGEST PUNTS, NFL HISTORY

Date	Punter, Team	Opponent	Yards
9/21/69	Steve O'Neal, JETS	at Denver	98
11/16/31	Joe Lintzenich, CHI	vs. N.Y. Giants	94
10/28/23	Wilbur Henry, Canton	vs. Akron	94
11/3/91	Shawn McCarthy, NE	at Buffalo	93



BOB WISCHUSEN

NEW YORK JETS RADIO NETWORK – PLAY-BY-PLAY

Wischusen enters his ninth season as the play-by-play voice of the New York Jets. Wischusen first joined Marty Lyons in the Jets booth for the 2002 season. He began covering the Jets in 1996 as a reporter for WFAN, and from 1997–2001 hosted pregame and postgame shows for the Jets radio network. Over the last decade, Wischusen has proven to be one of the most versatile television and radio voices in the country. When not with the Jets, Wischusen is a play-by-play announcer for ESPN, calling college football and college basketball, as well as arena football, boxing, college baseball, college softball and WNBA basketball. In the New York market, Wischusen worked for MSG Network in a variety of rolls, calling New York Rangers hockey, New York Knicks and New York

Liberty basketball and anchoring FSNY's New York Sports Report and MSG Network's SportsDesk. Wischusen's credits also include sideline reporting for NBC on Notre Dame football and NBA basketball telecasts and play-by-play for Westwood One radio and Comcast Network television. Raised in Westfield, NJ and a 1993 graduate of Boston College, Wischusen began his professional career at WQAM in Miami. In 1996, he moved to New York and joined WFAN, where he started hosting talk shows and anchoring while also covering the Jets. Wischusen currently resides in New Jersey with his wife Julie and their five children: Katrina, Charlie, Jimmy and twins, Ben and Cory.



MARTY LYONS

NEW YORK JETS RADIO NETWORK – ANALYST

A founding member of the "New York Sack Exchange," Lyons enters his ninth season as the Jets' radio analyst. Lyons was originally a first round draft pick of the New York Jets in the 1979 NFL Draft out of the University of Alabama after playing for Paul "Bear" Bryant. Together with teammates Mark Gastineau, Joe Klecko and Abdul Salaam, Lyons helped lead the 1981 Jets to a franchise-record 66 sacks, and the team's first playoff appearance since 1969. The "New York Sack Exchange" led the NFL in sacks for three of four seasons (1981, '83, '84). Lyons finished his NFL career with 43 sacks over 11 seasons for the Jets (1979–89), playing in 147 games, a record for a Jets' defensive lineman.

While a formidable force on the field, Lyons has made significant contributions off the field as well with his extensive

charitable work. For his commitment to the community, he was named NFL Man of the Year in 1984. Lyons is the founder and chairman of the Marty Lyons Foundation, which grants wishes to children diagnosed with terminal or chronic life-threatening illnesses. As a tribute to his longstanding charitable commitment, the New York Jets annually present the Marty Lyons Award to the player who gives the most back to his community as selected by the Jets staff. Lyons was the first recipient of this award in 1990.

He and his wife, Christine, currently reside in Smithtown, N.Y. Marty has four children – Rocky, Jesse, Megan and Luke.



GREG BUTTLE

NEW YORK JETS RADIO NETWORK

Buttle is in his eighth season as the co-host of “Jets Gameday” and “Countdown to Kickoff” (pregame) and “The 5th Quarter” (postgame) on the Jets’ broadcasts on 1050 ESPN Radio. Buttle and La Greca also host “The New York Sports Reporters” on 1050. One of the best linebackers in Jets’ history, Buttle finished his nine-year career with 15 interceptions and 976 tackles. Originally selected by the Jets in the third round from Penn State where he played for the legendary Joe Paterno, the Linwood, NJ native went to make virtually every all-rookie team, as he led the Jets in tackles in 1976. As a rookie he uttered the memorable line, “they pay me to practice. Sundays I play for free.”

Buttle, who was named first-team All-Pro by Sports Illustrated after the 1979 season, scored two touchdowns in his career, both vs. the Patriots. One came on a 23-yard fumble return in his rookie season in 1976 and the other on a 44-yard interception return in 1977.

Off the field, Buttle is an accomplished entrepreneur, with business ventures ranging from restaurants/catering to parking lots located in close proximity to all of New York’s major airports. Buttle, who was born in Atlantic City, was an all-state performer in football at Mainland (NJ) High School. He and his wife, Rita, reside on Long Island and have three children: daughters, Christina and Allegra, and one son, Gregory.



DON LA GRECA

NEW YORK JETS RADIO NETWORK

La Greca is in his eighth season as the co-host of “Jets Gameday” and “Countdown to Kickoff” (pregame) and “The 5th Quarter” (postgame) on the Jets’ broadcasts on 1050 ESPN Radio. La Greca and Buttle also host “The New York Sports Reporters” on 1050.

La Greca, a veteran of the sports radio industry for the past decade, is a key component of 1050 ESPN Radio. He got started in sports radio at Sports Phone, where he updated scores while covering New York sports. La Greca has been a sports anchor at 1010 WINS, a talk show host at eYada.com, an update anchor at WFAN, where he covered the Jets in 2000 before joining 1050 ESPN Radio from its start. He was the very first voice of 1050 ESPN Radio on Sept. 3, 2001. La Greca is co-host of 1050’s The Michael

Kay Show, expanded to weekdays from 2-7 p.m. He has been part of the Kay show since 2002, as the primary fill-in host for Michael and as New York SportsCenter anchor and host of “New York Baseball Tonight” at 6 p.m. daily.

After many seasons of hosting the official Rangers’ pregame and postgame shows on 1050, La Greca was added to the Rangers’ radio broadcast team for the 2008-2009 season as the fill-in play-by-play announcer for lead announcer Kenny Albert. His passion for hockey and expertise on the sport also makes him the ideal host of “NHL Live” on the NHL Network. La Greca graduated from Ramapo College in Mahwah, NJ. He resides in Somerset, NJ with his wife, Nancy.



CLEMSON SMITH MUÑIZ

LOS JETS EN ESPAÑOL

Clemson Smith Muñiz, who starts his 11th season as the voice of "los Jets en español", is a New York City broadcast pioneer. He called the first Jets game in Spanish in 1999 before taking over the play-by-play role permanently the following year.

He also was the first play-by-play announcer for "Army en español" (2005-present), "los Knicks en español" (1994-present) and "St. John's en español" (1994-97). And in 2009, he became the first Spanish-language play-by-play announcer for the new MLB Network, broadcasting "Thursday Night Baseball" on SAP. In addition, Smith Muñiz, one of the lead play-by-play announcers of Monday Night Football on Univisión Radio, including two Super Bowls, begins his ninth year working on the NFL's Spanish-language broadcasts.

Smith Muñiz is president of Smith Muñiz Productions; a Spanish-language sports broadcast and production company that helps teams, leagues, networks and publishers reach the growing Hispanic market. Beside the Jets and the other local teams, SMP's clients include HBO (Real Sports and Hard Knocks) and Major League Baseball.

Smith Muñiz grew up in Río Piedras, Puerto Rico. A graduate of the University of Pennsylvania, he played wide receiver and tight end while lettering four times in Sprint football. Still active at his alma mater, Smith Muñiz is president of Penn's Association of Latino Alumni. In the off-season, he is an avid cyclist and amateur wildlife photographer who has been to Africa multiple times. He lives in Garrison, N.Y.

FOURTH QUARTER COMEBACKS

Quarterback	Seasons (regular season)	Comebacks
Ken O'Brien	1983-92	14
Vinny Testaverde	1998-2003, 05	14
Joe Namath	1965-76	13
Chad Pennington	2000-07	6
Richard Todd	1976-83, 86	5
Al Dorow	1960-61	4
Ray Lucas	1997-2000	3
Brett Favre	2008	2
Johnny Green	1962-63	2
Pat Ryan	1978-89	2
Rick Mirer	1999	2
Dick Wood	1963-64	1
Al Woodall	1969-74	1
Bill Demory	1973	1
Matt Robinson	1977-79	1
Boomer Esiason	1993-95	1
Bubby Brister	1995	1
Neil O'Donnell	1996-97	1
Glenn Foley	1997	1
Quincy Carter	2004	1
Brooks Bollinger	2005	1
Kellen Clemens	2007-	1

NOTE: Richard Todd and Joe Namath each have one fourth quarter comeback in the postseason.

JETS RADIO NETWORK HISTORY

Year	Flagship Station(s)	Broadcasters	Year	Flagship Station(s)	Broadcasters
1960	WMGM 1050	Tom Moorehead/Frank Leahy	1992	WCBS 880	Marty Glickman/Dave Jennings
1961		Not on the air	1993	WFAN 660	Paul Olden/Dave Jennings
1962	WABC 770	Bob Murphy/Jim Crowley		WXRK 92.3 FM	
1963	WHN 1050	Bob Murphy/Monte Irvin	1994	WFAN 660	Paul Olden/Dave Jennings
1964	WABC 770	Merle Harmon/Otto Graham		WXRK 92.3 FM	
1965	WABC 770	Merle Harmon/Otto Graham	1995	WFAN 660	Paul Olden/Dave Jennings
1966	WABC 770	Merle Harmon/Dick Young		WXRK 92.3 FM	
1967	WABC 770	Merle Harmon/Dick Young	1996	WFAN 660	Paul Olden/Dave Jennings
1968	WABC 770	Merle Harmon/Sam DeLuca		WXRK 92.3 FM	
1969	WABC 770	Merle Harmon/Sam DeLuca	1997	WFAN 660	Ian Eagle/Dave Jennings
1970	WABC 770	Merle Harmon/Sam DeLuca		WXRK 92.3 FM	
1971	WOR 710	Merle Harmon/Sam DeLuca	1998	WFAN 660	Howard David/Dave Jennings
1972	WOR 710	Merle Harmon/Sam DeLuca		WXRK 92.3 FM	
1973	WOR 710	Marty Glickman/Larry Grantham	1999	WFAN 660	Howard David/Dave Jennings
1974	WOR 710	Marty Glickman/Dave Herman		WXRK 92.3	
1975	WOR 710	Marty Glickman/Dave Herman	2000	WFAN 660	Howard David/Dave Jennings
1976	WOR 710	Marty Glickman/Dave Herman		WXRK 92.3	
1977	WOR 710	Marty Glickman/Dave Herman	2001	WFAN 660	Howard David/Dave Jennings
1978	WOR 710	Marty Glickman/Dave Herman		WXRK 92.3	
1979	WCBS 880	Spencer Ross/Sam DeLuca/Ed Ingles	2002	WEPN 1050	Bob Wischusen/Marty Lyons
1980	WCBS 880	Spencer Ross/Sam DeLuca/Ed Ingles		WABC 770	
1981	WCBS 880	Spencer Ross/Sam DeLuca/Ed Ingles	2003	WEPN 1050	Bob Wischusen/Marty Lyons
1982	WCBS 880	Spencer Ross/Sam DeLuca/Ed Ingles		WABC 770	
1983	WCBS 880	Spencer Ross/Sam DeLuca/Ed Ingles	2004	WEPN 1050	Bob Wischusen/Marty Lyons
1984	WABC 770	Spencer Ross/Sam DeLuca/Randy Rasmussen		WABC 770	
	WMCA 570		2005	WEPN 1050	Bob Wischusen/Marty Lyons
1985	WABC 770	Spencer Ross/Sam DeLuca/Randy Rasmussen		WABC 770	
	WMCA 570		2006	WEPN 1050	Bob Wischusen/Marty Lyons
1986	WABC 770	Spencer Ross/Sam DeLuca/Randy Rasmussen		WABC 770	
	WMCA 660		2007	WEPN 1050	Bob Wischusen/Marty Lyons
1987	WABC 770	Charley Steiner/Randy Rasmussen		WABC 770	
	WNBC 660		2008	WEPN 1050	Bob Wischusen/Marty Lyons
1988	WCBS 880	Marty Glickman/Dave Jennings		WABC 770	
1989	WCBS 880	Marty Glickman/Dave Jennings	2009	WEPN 1050	Bob Wischusen/Marty Lyons
1990	WCBS 880	Marty Glickman/Dave Jennings		WABC 770	
1991	WCBS 880	Marty Glickman/Dave Jennings	2010	WEPN 1050	Bob Wischusen/Marty Lyons
				WABC 770	





MIKE TANNENBAUM'S NOTEWORTHY TRADES

4/24/10

DRAFT DAY TRADE:

John Conner /
LEON WASHINGTON

Jets Receive:

2010 5TH Round Pick
(#139 – John Conner, FB)

Seahawks Receive:

RB Leon Washington
2010 7TH Round Pick
(#236 – David Dexter, DE)

4/24/10

DRAFT DAY TRADE:

Joe McKnight

Jets Receive:

2010 4TH Round Pick
(#112 – Joe McKnight, RB)

Panthers Receive:

2010 4TH Round Pick
(#124 – Eric Norwood, LB)
2010 6TH Round Pick
(#198 – David Gettis, WR)

4/12/10

SANTONIO HOLMES TRADE**Jets Receive:**

WR Santonio Holmes

Steelers Receive:

2010 5TH Round Pick
(#155 – John Skelton, QB)
• Pick traded to ARZ for CB Bryant
McFadden and 2010 6TH Round
Pick (#195 – Antonio Brown, WR)

3/7/10

KERRY RHODES TRADE**Jets Receive:**

2010 4TH Round Pick
(#124 – Eric Norwood, LB)
• Pick traded to CAR to move up and
select RB Joe McKnight
2011 7TH Round Pick

Cardinals Receive:

S Kerry Rhodes

3/5/10

ANTONIO CROMARTIE TRADE**Jets Receive:**

CB Antonio Cromartie

Chargers Receive:

2011 Conditional Pick

10/7/09

BRAYLON EDWARDS TRADE**Jets Receive:**

WR Braylon Edwards

Browns Receive:

2010 3RD Round Pick
(#92 – Shawn Lauva, T)
2010 5TH Round Pick
(#160 – Larry Asante, S)
WR Chansi Stuckey
LB Jason Tsnisk

4/26/09

DRAFT DAY TRADE:

Shonn Greene

Jets Receive:

2009 3RD Round Pick
(#65 – Shonn Greene, RB)

Lions Receive:

2009 3RD Round Pick
(#76 – DeAndre Levy, LB)
2009 4TH Round Pick
(#115 – Sammie Lee Hill, DT)
2009 7TH Round Pick
(#228 – Lydon Murtha, T)

4/25/09

DRAFT DAY TRADE:

Mark Sanchez

Jets Receive:

2009 1ST Round Pick
(#5 – Mark Sanchez, QB)

Browns Receive:

2009 1ST Round Pick
(#17 – Josh Freeman, QB)
• Pick was later traded to TB for 2009
1ST Round Pick (#19 – Jeremy
Maclin, WR) and 2009 6TH Round
Pick (#191 – Coye Francies, CB) –

2009 1ST Round Pick (#19) was
later traded for 2009 1ST Round Pick
(#21 – Alex Mack, C) and 2009
6TH Round Pick (#195 – James
Davis, RB)

Panthers Receive:

2009 2ND Round Pick
(#52 – David Veluine, LB)
DE Kenyon Coleman
S Abram Elam
QB Brett Ratliff

2/28/09

LITO SHEPPARD TRADE**Jets Receive:**

CB Lito Sheppard

Steelers Receive:

2010 5TH Round Pick
(#155 – John Skelton, QB)
• Pick was traded to PIT for WR
Santonio Holmes

Eagles Receive:

2009 5TH Round Pick
(#153 – Cornelius Ingram, TE)
2010 4TH Round Pick
(#127 – E.J. Wilson, DE)
• Pick traded to SEA for DE
Darryl Tapp

8/7/08

BRETT FAVRE TRADE**Jets Receive:**

QB Brett Favre

Packers Receive:

2009 3RD Round Pick
(#83 – Brandon Tate, WR)
• Pick was traded to NE w/ 2009 2ND
Round Pick and additional 2009 3RD
Round Pick for 2009 1ST Round Pick
(#26 – Clay Matthews, OLB)

4/27/08

DRAFT DAY TRADE:

Dwight Lowery / Erik Ainge

Jets Receive:

2008 4TH Round Pick
(#113 – Dwight Lowery, CB)

Packers Receive:

2008 5TH Round Pick
(#162 – Erik Ainge, QB)

Packers Receive:

2008 4TH Round Pick
(#102 – Jeremy Thompson, DE)

4/26/08

DRAFT DAY TRADE:

Dustin Keller

Jets Receive:

2008 1ST Round Pick
(#30 – Dustin Keller, TE)

Packers Receive:

2008 2ND Round Pick
(#36 – Jordy Nelson, WR)

Packers Receive:

2008 4TH Round Pick
(#113 – Dwight Lowery, CB)
• Reacquired by the Jets in a later trade

2/29/08

KRIS JENKINS TRADE**Jets Receive:**

NT Kris Jenkins

Panthers Receive:

2008 3RD Round Pick
(#67 – Charles Godfrey, S)
2008 5TH Round Pick
(#141 – Gary Barridge, TE)

2/29/08

JONATHAN VILMA TRADE**Jets Receive:**

2008 4TH Round Pick
(#113 – Dwight Lowery, CB)
• Pick was traded in the deal for TE
Dustin Keller and later reacquired in
the trade for DE Jeremy Thompson

Panthers Receive:

2009 3RD Round Pick
(#76 – DeAndre Levy, LB)
• Pick was sent to DET as part of
2009 Draft Day Trade for RB
Shonn Greene

Saints Receive:

LB Jonathan Vilma
2009 4TH Round Pick
(#118 – Stanley Amouh, LB)

8/23/07

PETE KENDALL TRADE**Jets Receive:**

2009 4TH Round Pick
(#115 – Sammie Lee Hill, DT)
• Pick was sent to DET as part of
2009 Draft Day Trade for RB
Shonn Greene

Redskins Receive:

G Pete Kendall

4/28/07

DRAFT DAY TRADE:

David Harris / Chansi Stuckey

Jets Receive:

2007 2ND Round Pick
(#47 – David Harris, LB)
2007 7TH Round Pick
(#235 – Chansi Stuckey, WR)

Packers Receive:

2007 2ND Round Pick
(#63 – Brandon Jackson, RB)
2007 3RD Round Pick
(#89 – Aaron Rouse, S)
2007 6TH Round Pick
(#191 – Korey Hall, FB)

4/28/07

DRAFT DAY TRADE:

Darrelle Revis

Jets Receive:

2007 1ST Round Pick
(#14 – Darrelle Revis, CB)

Panthers Receive:

2007 6TH Round Pick
(#191 – Korey Hall, FB)
• Pick was traded to GB in the trade
for LB David Harris

Panthers Receive:

2007 1ST Round Pick
(#25 – Jon Beason, LB)
2007 2ND Round Pick
(#59 – Ryan Kalil, C)
2007 5TH Round Pick
(#164 – Tim Shaw, LB)

3/6/07

THOMAS JONES TRADE**Jets Receive:**

RB Thomas Jones
2007 2ND Round Pick
(#63 – Brandon Jackson, RB)
• Traded to GB in David Harris trade

Bear Receive:

2007 2ND Round Pick
(#37 – Eric Weddle, S)
• Traded to SD for:
• 2007 2ND Round Pick
(#62 – Dan Bazzini, DE)
• 2007 3RD Round Pick
(#93 – Garrett Wolfe, RB)
• 2007 5TH Round Pick
(#167 – Kevin Payne, S)
• 2008 3RD Round Pick
(#90 – Marcus Harrison, DT)

4/30/08

DRAFT DAY TRADE:

Jason Pociask / Drew Coleman

Jets Receive:

2006 5TH Round Pick
(#150 – Jason Pociask, TE)
2006 6TH Round Pick
(#189 – Drew Coleman, CB)

Cowboys Receive:

2006 5TH Round Pick
(#138 – Pat Watkins, S)

4/29/06

DRAFT DAY TRADE:

Kellen Clemens

Jets Receive:

2006 2ND Round Pick
(#49 – Kellen Clemens, QB)

Cowboys Receive:

2006 2ND Round Pick
(#53 – Anthony Fasano, TE)
2006 6TH Round Pick
(#189 – Drew Coleman, CB)
• Pick was acquired in a later draft
day trade
2006 7TH Round Pick
(#211 – Pat McCuistan, T)

4/29/06

DRAFT DAY TRADE:

Rocky McIntosh

Jets Receive:

2006 2ND Round Pick
(#53 – Anthony Fasano, TE)
• Pick traded to DAL in QB Kellen
Clemens trade
2006 6TH Round Pick
(#189 – Drew Coleman, CB)
• Pick traded to DAL and later
reacquired
2007 2ND Round Pick
(#37 – Eric Weddle, S)
• Pick traded to CHI for RB Thomas
Jones

Redskins Receive:

2006 2ND Round Pick
(#35 – Rocky McIntosh, LB)

3/22/06

JOHN ABRAHAM TRADE**Jets Receive:**

2006 1ST Round Pick
(#29 – Nick Mangold, C) –
(from DEN)
Broncos Receive:
2006 1ST Round Pick
(#15 – Tyie Hill, CB) – (from ATL)
• Pick traded to SL for 2006 1ST
Round Pick (#11 – Jay Cutler, QB)

Falcons Receive:

DE John Abraham – (from NYJ)
2006 3RD Round Pick
(#93 – Dominique Byrd, TE) –
(from DEN)
• Pick traded to GB
2007 4TH Round Pick
(#121 – Marcus Thomas, DT) –
(from DEN)

2010 NFL SCHEDULE (All Times ET)

REGULAR SEASON

Thursday, September 9 (Week 1)

Minnesota Vikings at New Orleans Saints 8:30p

Sunday, September 12

Miami Dolphins at Buffalo Bills 1:00p
 Detroit Lions at Chicago Bears 1:00p
 Indianapolis Colts at Houston Texans 1:00p
 Denver Broncos at Jacksonville Jaguars 1:00p
 Cincinnati Bengals at New England Patriots 1:00p
 Carolina Panthers at New York Giants 1:00p
 Atlanta Falcons at Pittsburgh Steelers 1:00p
 Cleveland Browns at Tampa Bay Buccaneers 1:00p
 Oakland Raiders at Tennessee Titans 1:00p
 Green Bay Packers at Philadelphia Eagles 4:15p
 Arizona Cardinals at St. Louis Rams 4:15p
 San Francisco 49ers at Seattle Seahawks 4:15p
 Dallas Cowboys at Washington Redskins 8:20p

Monday, September 13

Baltimore Ravens at New York Jets 7:00p
 San Diego Chargers at Kansas City Chiefs 10:15p

Sunday, September 19 (Week 2)

Arizona Cardinals at Atlanta Falcons 1:00p
 Tampa Bay Buccaneers at Carolina Panthers 1:00p
 Baltimore Ravens at Cincinnati Bengals 1:00p
 Kansas City Chiefs at Cleveland Browns 1:00p
 Chicago Bears at Dallas Cowboys 1:00p
 Philadelphia Eagles at Detroit Lions 1:00p
 Buffalo Bills at Green Bay Packers 1:00p
 Miami Dolphins at Minnesota Vikings 1:00p
 Pittsburgh Steelers at Tennessee Titans 1:00p
 Seattle Seahawks at Denver Broncos 4:05p
 St. Louis Rams at Oakland Raiders 4:05p
 New England Patriots at New York Jets 4:15p
 Jacksonville Jaguars at San Diego Chargers 4:15p
 Houston Texans at Washington Redskins 4:15p
 N.Y. Giants at Indianapolis Colts 8:20p

Monday, September 20

New Orleans Saints at San Francisco 49ers 8:30p

Sunday, September 26 (Week 3)

Cleveland Browns at Baltimore Ravens 1:00p
 Cincinnati Bengals at Carolina Panthers 1:00p
 Dallas Cowboys at Houston Texans 1:00p
 San Francisco 49ers at Kansas City Chiefs 1:00p
 Detroit Lions at Minnesota Vikings 1:00p
 Buffalo Bills at New England Patriots 1:00p
 Atlanta Falcons at New Orleans Saints 1:00p
 Tennessee Titans at New York Giants 1:00p
 Pittsburgh Steelers at Tampa Bay Buccaneers 1:00p
 Philadelphia Eagles at Jacksonville Jaguars 4:05p
 Washington Redskins at St. Louis 4:05p
 Oakland Raiders at Arizona Cardinals 4:15p
 Indianapolis Colts at Denver Broncos 4:15p
 San Diego Chargers at Seattle Seahawks 4:15p
 New York Jets at Miami Dolphins 8:20p

Monday, September 27

Green Bay Packers at Chicago Bears 8:30p

Sunday, October 3 (Week 4)

(Byes: Dallas, Kansas City, Minnesota, Tampa Bay)
 San Francisco 49ers at Atlanta Falcons 1:00p
 New York Jets at Buffalo Bills 1:00p
 Cincinnati Bengals at Cleveland Browns 1:00p
 Detroit Lions at Green Bay Packers 1:00p
 Carolina Panthers at New Orleans Saints 1:00p
 Baltimore Ravens at Pittsburgh Steelers 1:00p
 Seattle Seahawks at St. Louis Rams 1:00p
 Denver Broncos at Tennessee Titans 1:00p
 Indianapolis Colts at Jacksonville Jaguars 4:05p
 Houston Texans at Oakland Raiders 4:05p
 Washington Redskins at Philadelphia Eagles 4:15p
 Arizona Cardinals at San Diego Chargers 4:15p
 Chicago Bears at New York Giants 8:20p

Monday, October 4

New England Patriots at Miami Dolphins 8:30p

Sunday, October 10

(Byes: Miami, New England, Pittsburgh, Seattle)
 Denver Broncos at Baltimore Ravens 1:00p
 Jacksonville Jaguars at Buffalo Bills 1:00p
 Chicago Bears at Carolina Panthers 1:00p
 Tampa Bay Buccaneers at Cincinnati Bengals 1:00p
 Atlanta Falcons at Cleveland Browns 1:00p
 St. Louis Rams at Detroit Lions 1:00p
 Kansas City Chiefs at Indianapolis Colts 1:00p
 New York Giants at Houston Texans 1:00p
 Green Bay Packers at Washington Redskins 1:00p
 New Orleans Saints at Arizona Cardinals 4:05p
 Tennessee Titans at Dallas Cowboys 4:15p
 San Diego Chargers at Oakland Raiders 4:15p
 Philadelphia Eagles at San Francisco 49ers 8:20p

Monday, October 11

Minnesota Vikings at New York Jets 8:30p

Sunday, October 17 (Week 6)

(Byes: Arizona, Buffalo, Carolina, Cincinnati)
 Seattle Seahawks at Chicago Bears 1:00p
 Miami Dolphins at Green Bay Packers 1:00p
 Kansas City Chiefs at Houston Texans 1:00p
 Baltimore Ravens at New England Patriots 1:00p
 Detroit Lions at New York Giants 1:00p
 Atlanta Falcons at Philadelphia Eagles 1:00p
 Cleveland Browns at Pittsburgh Steelers 1:00p
 San Diego Chargers at St. Louis Rams 1:00p
 New Orleans Saints at Tampa Bay Buccaneers 1:00p
 New York Jets at Denver Broncos 4:05p
 Oakland Raiders at San Francisco 49ers 4:05p
 Dallas Cowboys at Minnesota Vikings 4:15p
 Indianapolis Colts at Washington Redskins 8:20p

Monday, October 18

Tennessee Titans at Jacksonville Jaguars 8:30p

Sunday, October 24 (Week 7)

(Byes: Detroit, Houston, Indianapolis, New York Jets)
 Cincinnati Bengals at Atlanta Falcons 1:00p
 Buffalo Bills at Baltimore Ravens 1:00p
 San Francisco 49ers at Carolina Panthers 1:00p
 Washington Redskins at Chicago Bears 1:00p
 Jacksonville Jaguars at Kansas City Chiefs 1:00p
 Pittsburgh Steelers at Miami Dolphins 1:00p
 Cleveland Browns at New Orleans Saints 1:00p
 St. Louis Rams at Tampa Bay Buccaneers 1:00p
 Philadelphia Eagles at Tennessee Titans 1:00p
 Arizona Cardinals at Seattle Seahawks 4:05p
 New England Patriots at San Diego Chargers 4:15p
 Oakland Raiders at Denver Broncos 4:15p
 Minnesota Vikings at Green Bay Packers 8:20p

Monday, October 25

New York Giants at Dallas Cowboys 8:30p

Sunday, October 31 (Week 8)

(Byes: Atlanta, Baltimore, Chicago, Cleveland, New York Giants, Philadelphia)
 Miami Dolphins at Cincinnati Bengals 1:00p
 Jacksonville Jaguars at Dallas Cowboys 1:00p
 Washington Redskins at Detroit Lions 1:00p
 Buffalo Bills at Kansas City Chiefs 1:00p
 Green Bay Packers at New York Jets 1:00p
 Carolina Panthers at St. Louis Rams 1:00p
 Denver Broncos at San Francisco 49ers (London) 1:00p
 Tennessee Titans at San Diego Chargers 4:05p
 Minnesota Vikings at New England Patriots 4:15p
 Seattle Seahawks at Oakland Raiders 4:15p
 Tampa Bay Buccaneers at Arizona Cardinals 4:15p
 Pittsburgh Steelers at New Orleans Saints 8:20p

Monday, November 1

Houston Texans at Indianapolis Colts 8:30p

Sunday, November 7 (Week 9)

(Byes: Denver, Jacksonville, St. Louis, San Francisco, Tennessee, Washington)
 Tampa Bay Buccaneers at Atlanta Falcons 1:00p
 Miami Dolphins at Baltimore Ravens 1:00p
 Chicago Bears at Buffalo Bills (Toronto) 1:00p
 New Orleans Saints at Carolina Panthers 1:00p
 New England Patriots at Cleveland Browns 1:00p
 New York Jets at Detroit Lions 1:00p
 San Diego Chargers at Houston Texans 1:00p
 Arizona Cardinals at Minnesota Vikings 1:00p
 New York Giants at Seattle Seahawks 4:05p
 Indianapolis Colts at Philadelphia Eagles 4:15p
 Kansas City Chiefs at Oakland Raiders 4:15p
 Dallas Cowboys at Green Bay Packers 8:20p

Monday, November 8

Pittsburgh Steelers at Cincinnati Bengals 8:30p

Thursday, November 11 (Week 10)

(Byes: Green Bay, New Orleans, Oakland, San Diego)
 Baltimore Ravens at Atlanta Falcons 8:20p

Sunday, November 14

Detroit Lions at Buffalo Bills 1:00p
 Minnesota Vikings at Chicago Bears 1:00p
 New York Jets at Cleveland Browns 1:00p
 Cincinnati Bengals at Indianapolis Colts 1:00p
 Houston Texans at Jacksonville Jaguars 1:00p
 Tennessee Titans at Miami Dolphins 1:00p
 Carolina Panthers at Tampa Bay Buccaneers 1:00p
 Kansas City Chiefs at Denver Broncos 4:05p
 Dallas Cowboys at New York Giants 4:15p
 Seattle Seahawks at Arizona Cardinals 4:15p
 St. Louis Rams at San Francisco 49ers 4:15p
 New England Patriots at Pittsburgh Steelers 8:20p

Monday, November 15

Philadelphia Eagles at Washington Redskins 8:30p

**Thursday, November 18 (Week 11)**

Chicago Bears at Miami Dolphins

8:20p

Sunday, November 21

Baltimore Ravens at Carolina Panthers 1:00p
 Buffalo Bills at Cincinnati Bengals 1:00p
 Detroit Lions at Dallas Cowboys 1:00p
 Cleveland Browns at Jacksonville Jaguars 1:00p
 Arizona Cardinals at Kansas City Chiefs 1:00p
 Green Bay Packers at Minnesota Vikings 1:00p
 Houston Texans at New York Jets 1:00p
 Oakland Raiders at Pittsburgh Steelers 1:00p
 Washington Redskins at Tennessee Titans 1:00p
 Seattle Seahawks at New Orleans Saints 4:05p
 Atlanta Falcons at St. Louis Rams 4:05p
 Tampa Bay Buccaneers at San Francisco 49ers 4:05p
 Indianapolis Colts at New England Patriots 4:15p
 New York Giants at Philadelphia Eagles * 8:20p

Monday, November 22

Denver Broncos at San Diego Chargers

8:30p

Thursday, November 25 (Week 12)

New England Patriots at Detroit Lions 12:30p
 New Orleans Saints at Dallas Cowboys 4:15p
 Cincinnati Bengals at New York Jets 8:20p

Sunday, November 28

Green Bay Packers at Atlanta Falcons 1:00p
 Tampa Bay Buccaneers at Baltimore Ravens 1:00p
 Pittsburgh Steelers at Buffalo Bills 1:00p
 Philadelphia Eagles at Chicago Bears 1:00p
 Carolina Panthers at Cleveland Browns 1:00p
 Tennessee Titans at Houston Texans 1:00p
 Jacksonville Jaguars at New York Giants 1:00p
 Minnesota Vikings at Washington Redskins 1:00p
 Kansas City Chiefs at Seattle Seahawks 4:05p
 Miami Dolphins at Oakland Raiders 4:05p
 St. Louis Rams at Denver Broncos 4:15p
 San Diego Chargers at Indianapolis Colts * 8:20p

Monday, November 29

San Francisco 49ers at Arizona Cardinals

8:30p

Thursday, December 2 (Week 13)

Houston Texans at Philadelphia Eagles

8:20p

Sunday, December 5

New Orleans Saints at Cincinnati Bengals 1:00p
 Chicago Bears at Detroit Lions 1:00p
 San Francisco 49ers at Green Bay Packers 1:00p
 Denver Broncos at Kansas City Chiefs 1:00p
 Cleveland Browns at Miami Dolphins 1:00p
 Buffalo Bills at Minnesota Vikings 1:00p
 Washington Redskins at New York Giants 1:00p
 Atlanta Falcons at Tampa Bay Buccaneers 1:00p
 Jacksonville Jaguars at Tennessee Titans 1:00p
 Oakland Raiders at San Diego Chargers 4:05p
 St. Louis Rams at Arizona Cardinals 4:15p
 Dallas Cowboys at Indianapolis Colts 4:15p
 Carolina Panthers at Seattle Seahawks 4:15p
 Pittsburgh Steelers at Baltimore Ravens * 8:20p

Monday, December 6

New York Jets at New England Patriots

8:30p

Thursday, December 9 (Week 14)

Indianapolis Colts at Tennessee Titans

8:20p

Sunday, December 12

New England Patriots at Chicago Bears 1:00p
 Cleveland Browns at Buffalo Bills 1:00p
 Cincinnati Bengals at Pittsburgh Steelers 1:00p
 Oakland Raiders at Jacksonville Jaguars 1:00p
 Tampa Bay Buccaneers at Washington Redskins 1:00p
 Green Bay Packers at Detroit Lions 1:00p
 New York Giants at Minnesota Vikings 1:00p
 Atlanta Falcons at Carolina Panthers 1:00p
 St. Louis Rams at New Orleans Saints 4:05p
 Seattle Seahawks at San Francisco 49ers 4:05p
 Denver Broncos at Arizona Cardinals 4:15p
 Miami Dolphins at New York Jets 4:15p
 Kansas City Chiefs at San Diego Chargers 4:15p
 Philadelphia Eagles at Dallas Cowboys * 8:20p

Monday, December 13

Baltimore Ravens at Houston Texans

8:30p

Thursday, December 16 (Week 15)

San Francisco 49ers at San Diego Chargers

8:20p

Sunday, December 19

New Orleans Saints at Baltimore Ravens 1:00p
 Arizona Cardinals at Carolina Panthers 1:00p
 Cleveland Browns at Cincinnati Bengals 1:00p
 Washington Redskins at Dallas Cowboys 1:00p
 Jacksonville Jaguars at Indianapolis Colts 1:00p
 Buffalo Bills at Miami Dolphins 1:00p
 Philadelphia Eagles at New York Giants 1:00p
 Kansas City Chiefs at St. Louis Rams 1:00p
 Detroit Lions at Tampa Bay Buccaneers 1:00p
 Houston Texans at Tennessee Titans 1:00p
 Atlanta Falcons at Seattle Seahawks 4:05p
 Denver Broncos at Oakland Raiders 4:15p
 New York Jets at Pittsburgh Steelers 4:15p
 Green Bay Packers at New England Patriots * 8:20p

Monday, December 20

Chicago Bears at Minnesota Vikings

8:30p

Thursday, December 23 (Week 16)

Carolina Panthers at Pittsburgh Steelers

8:20p

Saturday, December 25

Dallas Cowboys at Arizona Cardinals

7:30p

Sunday, December 26

New England Patriots at Buffalo Bills 1:00p
 New York Jets at Chicago Bears 1:00p
 Baltimore Ravens at Cleveland Browns 1:00p
 Washington Redskins at Jacksonville Jaguars 1:00p
 Tennessee Titans at Kansas City Chiefs 1:00p
 Detroit Lions at Miami Dolphins 1:00p
 Minnesota Vikings at Philadelphia Eagles 1:00p
 San Francisco 49ers at St. Louis Rams 1:00p
 Seattle Seahawks at Tampa Bay Buccaneers 1:00p
 Houston Texans at Denver Broncos 4:05p
 Indianapolis Colts at Oakland Raiders 4:05p
 New York Giants at Green Bay Packers 4:15p
 San Diego Chargers at Cincinnati Bengals * 8:20p

Monday, December 27

New Orleans Saints at Atlanta Falcons

8:30p

* Sunday night games in Weeks 11-16 subject to change

Sunday, January 2 (Week 17)

Carolina Panthers at Atlanta Falcons 1:00p
 Cincinnati Bengals at Baltimore Ravens 1:00p
 Pittsburgh Steelers at Cleveland Browns 1:00p
 Minnesota Vikings at Detroit Lions 1:00p
 Chicago Bears at Green Bay Packers 1:00p
 Jacksonville Jaguars at Houston Texans 1:00p
 Tennessee Titans at Indianapolis Colts 1:00p
 Oakland Raiders at Kansas City Chiefs 1:00p
 Miami Dolphins at New England Patriots 1:00p
 Tampa Bay Buccaneers at New Orleans Saints 1:00p
 Buffalo Bills at New York Jets 1:00p
 Dallas Cowboys at Philadelphia Eagles 1:00p
 New York Giants at Washington Redskins 1:00p
 San Diego Chargers at Denver Broncos 4:15p
 Arizona Cardinals at San Francisco 49ers 4:15p
 St. Louis Rams at Seattle Seahawks 4:15p

* Sunday night game in week 17 tbd

POSTSEASON**Saturday, January 8**

AFC and NFC Wild Card Playoffs (NBC)

Sunday, January 9

AFC and NFC Wild Card Playoffs (CBS and FOX)

Saturday, January 15

AFC and NFC Divisional Playoffs (CBS and FOX)

Sunday, January 16

AFC and NFC Divisional Playoffs (CBS and FOX)

Sunday, January 23

AFC and NFC Championship Games (CBS and FOX)

Sunday, January 30

AFC-NFC Pro Bowl in Hawaii (FOX)

Sunday, February 6

Super Bowl XLV in North Texas (FOX)

2010 AFC TEAM SCHEDULES (All Times local)

Buffalo Bills

Sep. 12	Miami Dolphins	1:00p
Sep. 19	at Green Bay Packers	12:00p
Sep. 26	at New England Patriots	1:00p
Oct. 3	New York Jets	1:00p
Oct. 10	Jacksonville Jaguars	1:00p
Oct. 17	Bye	
Oct. 24	at Baltimore Ravens	1:00p
Oct. 31	at Kansas City Chiefs	12:00p
Nov. 7	Chicago Bears (Toronto)	1:00p
Nov. 14	Detroit Lions	1:00p
Nov. 21	at Cincinnati Bengals	1:00p
Nov. 28	Pittsburgh Steelers	1:00p
Dec. 5	at Minnesota Vikings	12:00p
Dec. 12	Cleveland Browns	1:00p
Dec. 19	at Miami Dolphins	1:00p
Dec. 26	New England Patriots	1:00p
Jan. 2	at New York Jets	1:00p

Miami Dolphins

Sep. 12	at Buffalo Bills	1:00p
Sep. 19	at Minnesota Vikings	12:00p
Sep. 26	New York Jets	8:20p
Oct. 4	New England Patriots (Mon)	8:30p
Oct. 10	Bye	
Oct. 17	at Green Bay Packers	12:00p
Oct. 24	Pittsburgh Steelers	1:00p
Oct. 31	at Cincinnati Bengals	1:00p
Nov. 7	at Baltimore Ravens	1:00p
Nov. 14	Tennessee Titans	1:00p
Nov. 18	Chicago Bears (Thu)	8:20p
Nov. 28	at Oakland Raiders	1:05p
Dec. 5	Cleveland Browns	1:00p
Dec. 12	at New York Jets	4:15p
Dec. 19	Buffalo Bills	1:00p
Dec. 26	Detroit Lions	1:00p
Jan. 2	at New England Patriots	1:00p

New England Patriots

Sep. 12	Cincinnati Bengals	1:00p
Sep. 19	at New York Jets	4:15p
Sep. 26	Buffalo Bills	1:00p
Oct. 4	at Miami Dolphins (Mon)	8:30p
Oct. 10	Bye	
Oct. 17	Baltimore Ravens	1:00p
Oct. 24	at San Diego Chargers	1:15p
Oct. 31	Minnesota Vikings	4:15p
Nov. 7	at Cleveland Browns	1:00p
Nov. 14	at Pittsburgh Steelers	8:20p
Nov. 21	Indianapolis Colts	4:15p
Nov. 25	at Detroit Lions (Thu)	12:30p
Dec. 6	New York Jets (Mon)	8:30p
Dec. 12	at Chicago Bears	12:00p
Dec. 19	Green Bay Packers *	8:20p
Dec. 26	at Buffalo Bills	1:00p
Jan. 2	Miami Dolphins	1:00p

N.Y. Jets

Sep. 13	Baltimore Ravens (Mon)	7:00p
Sep. 19	New England Patriots	4:15p
Sep. 26	at Miami Dolphins	8:20p
Oct. 3	at Buffalo Bills	1:00p
Oct. 11	Minnesota Vikings (Mon)	8:30p
Oct. 17	at Denver Broncos	2:05p
Oct. 24	Bye	
Oct. 31	Green Bay Packers	1:00p
Nov. 7	at Detroit Lions	1:00p
Nov. 14	at Cleveland Browns	1:00p
Nov. 21	Houston Texans	1:00p
Nov. 25	Cincinnati Bengals (Thu)	8:20p
Dec. 6	at New England Patriots (Mon)	8:30p
Dec. 12	Miami Dolphins	4:15p
Dec. 19	at Pittsburgh Steelers	4:15p
Dec. 26	at Chicago Bears	12:00p
Jan. 2	Buffalo Bills	1:00p

Baltimore Ravens

Sep. 13	at New York Jets (Mon)	7:00p
Sep. 19	at Cincinnati Bengals	1:00p
Sep. 26	Cleveland Browns	1:00p
Oct. 3	at Pittsburgh Steelers	1:00p
Oct. 10	Denver Broncos	1:00p
Oct. 17	at New England Patriots	1:00p
Oct. 24	Buffalo Bills	1:00p
Oct. 31	Bye	
Nov. 7	Miami Dolphins	1:00p
Nov. 11	at Atlanta Falcons (Thu)	8:20p
Nov. 21	at Carolina Panthers	1:00p
Nov. 28	Tampa Bay Buccaneers	1:00p
Dec. 5	Pittsburgh Steelers *	8:20p
Dec. 13	at Houston Texans (Mon)	7:30p
Dec. 19	New Orleans Saints	1:00p
Dec. 26	at Cleveland Browns	1:00p
Jan. 2	Cincinnati Bengals	1:00p

Cincinnati Bengals

Sep. 12	at New England Patriots	1:00p
Sep. 19	Baltimore Ravens	1:00p
Sep. 26	at Carolina Panthers	1:00p
Oct. 3	at Cleveland Browns	1:00p
Oct. 10	Tampa Bay Buccaneers	1:00p
Oct. 17	Bye	
Oct. 24	at Atlanta Falcons	1:00p
Oct. 31	Miami Dolphins	1:00p
Nov. 8	Pittsburgh Steelers (Mon)	8:30p
Nov. 14	at Indianapolis Colts	1:00p
Nov. 21	Buffalo Bills	1:00p
Nov. 25	at New York Jets (Thu)	8:20p
Dec. 5	New Orleans Saints	1:00p
Dec. 12	at Pittsburgh Steelers	1:00p
Dec. 19	Cleveland Browns	1:00p
Dec. 26	San Diego Chargers *	8:20p
Jan. 2	at Baltimore Ravens	1:00p

Cleveland Browns

Sep. 12	at Tampa Bay Buccaneers	1:00p
Sep. 19	Kansas City Chiefs	1:00p
Sep. 26	at Baltimore Ravens	1:00p
Oct. 3	Cincinnati Bengals	1:00p
Oct. 10	Atlanta Falcons	1:00p
Oct. 17	at Pittsburgh Steelers	1:00p
Oct. 24	at New Orleans Saints	12:00p
Oct. 31	Bye	
Nov. 7	New England Patriots	1:00p
Nov. 14	New York Jets	1:00p
Nov. 21	at Jacksonville Jaguars	1:00p
Nov. 28	Carolina Panthers	1:00p
Dec. 5	at Miami Dolphins	1:00p
Dec. 12	at Buffalo Bills	1:00p
Dec. 19	at Cincinnati Bengals	1:00p
Dec. 26	Baltimore Ravens	1:00p
Jan. 2	Pittsburgh Steelers	1:00p

Pittsburgh Steelers

Sep. 12	Atlanta Falcons	1:00p
Sep. 19	at Tennessee Titans	12:00p
Sep. 26	at Tampa Bay Buccaneers	1:00p
Oct. 3	Baltimore Ravens	1:00p
Oct. 10	Bye	
Oct. 17	Cleveland Browns	1:00p
Oct. 24	at Miami Dolphins	1:00p
Oct. 31	at New Orleans Saints	7:20p
Nov. 8	at Cincinnati Bengals (Mon)	8:30p
Nov. 14	New England Patriots	8:20p
Nov. 21	Oakland Raiders	1:00p
Nov. 28	at Buffalo Bills	1:00p
Dec. 5	at Baltimore Ravens *	8:20p
Dec. 12	Cincinnati Bengals	1:00p
Dec. 19	New York Jets	4:15p
Dec. 23	Carolina Panthers (Thu)	8:20p
Jan. 2	at Cleveland Browns	1:00p

* - Sunday night games in Weeks 11-17 subject to change

Houston Texans

Sep. 12	Indianapolis Colts	12:00p
Sep. 19	at Washington Redskins	4:15p
Sep. 26	Dallas Cowboys	12:00p
Oct. 3	at Oakland Raiders	1:05p
Oct. 10	New York Giants	12:00p
Oct. 17	Kansas City Chiefs	12:00p
Oct. 24	Bye	
Nov. 1	at Indianapolis Colts (Mon)	8:30p
Nov. 7	San Diego Chargers	12:00p
Nov. 14	at Jacksonville Jaguars	1:00p
Nov. 21	at New York Jets	1:00p
Nov. 28	Tennessee Titans	12:00p
Dec. 2	at Philadelphia Eagles (Thu)	8:20p
Dec. 13	Baltimore Ravens (Mon)	7:30p
Dec. 19	at Tennessee Titans	12:00p
Dec. 26	at Denver Broncos	2:05p
Jan. 2	Jacksonville Jaguars	12:00p

Indianapolis Colts

Sep. 12	at Houston Texans	12:00p
Sep. 19	New York Giants	8:20p
Sep. 26	at Denver Broncos	2:15p
Oct. 3	at Jacksonville Jaguars	4:05p
Oct. 10	Kansas City Chiefs	1:00p
Oct. 17	at Washington Redskins	8:20p
Oct. 24	Bye	
Nov. 1	Houston Texans (Mon)	8:30p
Nov. 7	at Philadelphia Eagles	4:15p
Nov. 14	Cincinnati Bengals	1:00p
Nov. 21	at New England Patriots	4:15p
Nov. 28	San Diego Chargers *	8:20p
Dec. 5	Dallas Cowboys	4:15p
Dec. 9	at Tennessee Titans (Thu)	7:20p
Dec. 19	Jacksonville Jaguars	1:00p
Dec. 26	at Oakland Raiders	1:05p
Jan. 2	Tennessee Titans	1:00p

Jacksonville Jaguars

Sep. 12	Denver Broncos	1:00p
Sep. 19	at San Diego Chargers	1:15p
Sep. 26	Philadelphia Eagles	4:05p
Oct. 3	Indianapolis Colts	4:05p
Oct. 10	at Buffalo Bills	1:00p
Oct. 18	Tennessee Titans (Mon)	8:30p
Oct. 24	at Kansas City Chiefs	12:00p
Oct. 31	at Dallas Cowboys	12:00p
Nov. 7	Bye	
Nov. 14	Houston Texans	1:00p
Nov. 21	Cleveland Browns	1:00p
Nov. 28	at New York Giants	1:00p
Dec. 5	at Tennessee Titans	12:00p
Dec. 12	Oakland Raiders	1:00p
Dec. 19	at Indianapolis Colts	1:00p
Dec. 26	Washington Redskins	1:00p
Jan. 2	at Houston Texans	12:00p

Tennessee Titans

Sep. 12	Oakland Raiders	12:00p
Sep. 19	Pittsburgh Steelers	12:00p
Sep. 26	at N.Y. Giants	1:00p
Oct. 3	Denver Broncos	12:00p
Oct. 10	at Dallas Cowboys	3:15p
Oct. 18	at Jacksonville Jaguars (Mon)	8:30p
Oct. 24	Philadelphia Eagles	12:00p
Oct. 31	at San Diego Chargers	1:05p
Nov. 7	Bye	
Nov. 14	at Miami Dolphins	1:00p
Nov. 21	Washington Redskins	12:00p
Nov. 28	at Houston Texans	12:00p
Dec. 5	Jacksonville Jaguars	12:00p
Dec. 9	Indianapolis Colts (Thu)	7:20p
Dec. 19	Houston Texans	12:00p
Dec. 26	at Kansas City Chiefs	12:00p
Jan. 2	at Indianapolis Colts	1:00p

Denver Broncos

Sep. 12	at Jacksonville Jaguars	1:00p
Sep. 19	Seattle Seahawks	2:05p
Sep. 26	Indianapolis Colts	2:15p
Oct. 3	at Tennessee Titans	12:00p
Oct. 10	at Baltimore Ravens	1:00p
Oct. 17	New York Jets	2:05p
Oct. 24	Oakland Raiders	2:15p
Oct. 31	at San Francisco 49ers (London)	5:00p
Nov. 7	Bye	
Nov. 14	Kansas City Chiefs	2:05p
Nov. 22	at San Diego Chargers (Mon)	5:30p
Nov. 28	St. Louis Rams	2:15p
Dec. 5	at Kansas City Chiefs	12:00p
Dec. 12	at Arizona Cardinals	2:15p
Dec. 19	at Oakland Raiders	1:15p
Dec. 26	Houston Texans	2:05p
Jan. 2	San Diego Chargers	2:15p

Kansas City Chiefs

Sep. 13	San Diego Chargers (Mon)	9:15p
Sep. 19	at Cleveland Browns	1:00p
Sep. 26	San Francisco 49ers	12:00p
Oct. 3	Bye	
Oct. 10	at Indianapolis Colts	1:00p
Oct. 17	at Houston Texans	12:00p
Oct. 24	Jacksonville Jaguars	12:00p
Oct. 31	Buffalo Bills	12:00p
Nov. 7	at Oakland Raiders	1:15p
Nov. 14	at Denver Broncos	2:05p
Nov. 21	Arizona Cardinals	12:00p
Nov. 28	at Seattle Seahawks	1:05p
Dec. 5	Denver Broncos	12:00p
Dec. 12	at San Diego Chargers	1:15p
Dec. 19	at St. Louis Rams	12:00p
Dec. 26	Tennessee Titans	12:00p
Jan. 2	Oakland Raiders	12:00p

Oakland Raiders

Sep. 12	at Tennessee Titans	12:00p
Sep. 19	St. Louis Rams	1:05p
Sep. 26	at Arizona Cardinals	1:15p
Oct. 3	Houston Texans	1:05p
Oct. 10	San Diego Chargers	1:15p
Oct. 17	at San Francisco 49ers	1:05p
Oct. 24	at Denver Broncos	2:15p
Oct. 31	Seattle Seahawks	1:15p
Nov. 7	Kansas City Chiefs	1:15p
Nov. 14	Bye	
Nov. 21	at Pittsburgh Steelers	1:00p
Nov. 28	Miami Dolphins	1:05p
Dec. 5	at San Diego Chargers	1:05p
Dec. 12	at Jacksonville Jaguars	1:00p
Dec. 19	Denver Broncos	1:15p
Dec. 26	Indianapolis Colts	1:05p
Jan. 2	at Kansas City Chiefs	12:00p

San Diego Chargers

Sep. 13	at Kansas City Chiefs (Mon)	9:15p
Sep. 19	Jacksonville Jaguars	1:15p
Sep. 26	at Seattle Seahawks	1:15p
Oct. 3	Arizona Cardinals	1:15p
Oct. 10	at Oakland Raiders	1:15p
Oct. 17	at St. Louis Rams	12:00p
Oct. 24	New England Patriots	1:15p
Oct. 31	Tennessee Titans	1:05p
Nov. 7	at Houston Texans	12:00p
Nov. 14	Bye	
Nov. 22	Denver Broncos (Mon)	5:30p
Nov. 28	at Indianapolis Colts *	8:20p
Dec. 5	Oakland Raiders	1:05p
Dec. 12	Kansas City Chiefs	1:15p
Dec. 16	San Francisco 49ers (Thu)	5:20p
Dec. 26	at Cincinnati Bengals *	8:20p
Jan. 2	at Denver Broncos	2:15p

* - Sunday night games in Weeks 11-17 subject to change

2010 NFC TEAM SCHEDULES (All Times local)

Dallas Cowboys

Sep. 12	at Washington	8:20p
Sep. 19	Chicago Bears	12:00p
Sep. 26	at Houston Texans	12:00p
Oct. 3	Bye	
Oct. 10	Tennessee Titans	3:15p
Oct. 17	at Minnesota Vikings	3:15p
Oct. 25	New York Giants (Mon)	7:30p
Oct. 31	Jacksonville Jaguars	12:00p
Nov. 7	at Green Bay Packers	7:20p
Nov. 14	at New York Giants	4:15p
Nov. 21	Detroit Lions	12:00p
Nov. 25	New Orleans Saints (Thu)	3:15p
Dec. 5	at Indianapolis Colts	4:15p
Dec. 12	Philadelphia Eagles *	7:20p
Dec. 19	Washington Redskins	12:00p
Dec. 25	at Arizona Cardinals (Sat)	5:30p
Jan. 2	at Philadelphia Eagles	1:00p

N.Y. Giants

Sep. 12	Carolina Panthers	1:00p
Sep. 19	at Indianapolis Colts	8:20p
Sep. 26	Tennessee Titans	1:00p
Oct. 3	Chicago Bears	8:20p
Oct. 10	at Houston Texans	12:00p
Oct. 17	Detroit Lions	1:00p
Oct. 25	at Dallas Cowboys (Mon)	7:30p
Oct. 31	Bye	
Nov. 7	at Seattle Seahawks	1:05p
Nov. 14	Dallas Cowboys	4:15p
Nov. 21	at Philadelphia Eagles *	8:20p
Nov. 28	Jacksonville Jaguars	1:00p
Dec. 5	Washington Redskins	1:00p
Dec. 12	at Minnesota Vikings	12:00p
Dec. 19	Philadelphia Eagles	1:00p
Dec. 26	at Green Bay Packers	3:15p
Jan. 2	at Washington Redskins	1:00p

Philadelphia Eagles

Sep. 12	Green Bay Packers	4:15p
Sep. 19	at Detroit Lions	1:00p
Sep. 26	at Jacksonville Jaguars	4:05p
Oct. 3	Washington Redskins	4:15p
Oct. 10	at San Francisco 49ers	5:20p
Oct. 17	Atlanta Falcons	1:00p
Oct. 24	at Tennessee Titans	12:00p
Oct. 31	Bye	
Nov. 7	Indianapolis Colts	4:15p
Nov. 15	at Washington Redskins (Mon)	8:30p
Nov. 21	New York Giants *	8:20p
Nov. 28	at Chicago Bears	12:00p
Dec. 2	Houston Texans (Thu)	8:20p
Dec. 12	at Dallas Cowboys *	7:20p
Dec. 19	at New York Giants	1:00p
Dec. 26	Minnesota Vikings	1:00p
Jan. 2	Dallas Cowboys	1:00p

Washington Redskins

Sep. 12	Dallas Cowboys	8:20p
Sep. 19	Houston Texans	4:15p
Sep. 26	at St. Louis Rams	3:05p
Oct. 3	at Philadelphia Eagles	4:15p
Oct. 10	Green Bay Packers	1:00p
Oct. 17	Indianapolis Colts	8:20p
Oct. 24	at Chicago Bears	12:00p
Oct. 31	at Detroit Lions	1:00p
Nov. 7	Bye	
Nov. 15	Philadelphia Eagles (Mon)	8:30p
Nov. 21	at Tennessee Titans	12:00p
Nov. 28	Minnesota Vikings	1:00p
Dec. 5	at New York Giants	1:00p
Dec. 12	Tampa Bay Buccaneers	1:00p
Dec. 19	at Dallas Cowboys	1:00p
Dec. 26	at Jacksonville Jaguars	1:00p
Jan. 2	New York Giants	1:00p

Chicago Bears

Sep. 12	Detroit Lions	12:00p
Sep. 19	at Dallas Cowboys	12:00p
Sep. 27	Green Bay Packers (Mon)	7:30p
Oct. 3	at New York Giants	8:20p
Oct. 10	at Carolina Panthers	1:00p
Oct. 17	Seattle Seahawks	12:00p
Oct. 24	Washington Redskins	12:00p
Oct. 31	Bye	
Nov. 7	at Buffalo Bills (Toronto)	1:00p
Nov. 14	Minnesota Vikings	12:00p
Nov. 18	at Miami Dolphins (Thu)	8:20p
Nov. 28	Philadelphia Eagles	12:00p
Dec. 5	at Detroit Lions	1:00p
Dec. 12	New England Patriots	12:00p
Dec. 20	at Minnesota Vikings (Mon)	7:30p
Dec. 26	New York Jets	12:00p
Jan. 2	at Green Bay Packers	12:00p

Detroit Lions

Sep. 12	at Chicago Bears	12:00p
Sep. 19	Philadelphia Eagles	1:00p
Sep. 26	at Minnesota Vikings	12:00p
Oct. 3	at Green Bay Packers	12:00p
Oct. 10	St. Louis Rams	1:00p
Oct. 17	at New York Giants	1:00p
Oct. 24	Bye	
Oct. 31	Washington Redskins	1:00p
Nov. 7	New York Jets	1:00p
Nov. 14	at Buffalo Bills	1:00p
Nov. 21	at Dallas Cowboys	12:00p
Nov. 25	New England Patriots (Thu)	12:30p
Dec. 5	Chicago Bears	1:00p
Dec. 12	Green Bay Packers	1:00p
Dec. 19	at Tampa Bay Buccaneers	1:00p
Dec. 26	at Miami Dolphins	1:00p
Jan. 2	Minnesota Vikings	1:00p

Green Bay Packers

Sep. 12	at Philadelphia Eagles	4:15p
Sep. 19	Buffalo Bills	12:00p
Sep. 27	at Chicago Bears (Mon)	7:30p
Oct. 3	Detroit Lions	12:00p
Oct. 10	at Washington Redskins	1:00p
Oct. 17	Miami Dolphins	12:00p
Oct. 24	Minnesota Vikings	7:20p
Oct. 31	at New York Jets	1:00p
Nov. 7	Dallas Cowboys	7:20p
Nov. 14	Bye	
Nov. 21	at Minnesota Vikings	12:00p
Nov. 28	at Atlanta Falcons	1:00p
Dec. 5	San Francisco 49ers	12:00p
Dec. 12	at Detroit Lions	1:00p
Dec. 19	at New England Patriots *	8:20p
Dec. 26	New York Giants	3:15p
Jan. 2	Chicago Bears	12:00p

Minnesota Vikings

Sep. 9	at New Orleans Saints (Thu)	7:30p
Sep. 19	Miami Dolphins	12:00p
Sep. 26	Detroit Lions	12:00p
Oct. 3	Bye	
Oct. 11	at New York Jets (Mon)	8:30p
Oct. 17	Dallas Cowboys	3:15p
Oct. 24	at Green Bay Packers	7:20p
Oct. 31	at New England Patriots	4:15p
Nov. 7	Arizona Cardinals	12:00p
Nov. 14	at Chicago Bears	12:00p
Nov. 21	Green Bay Packers	12:00p
Nov. 28	at Washington Redskins	1:00p
Dec. 5	Buffalo Bills	12:00p
Dec. 12	New York Giants	12:00p
Dec. 20	Chicago Bears (Mon)	7:30p
Dec. 26	at Philadelphia Eagles	1:00p
Jan. 2	at Detroit Lions	1:00p

* - Sunday night games in Weeks 11-17 subject to change

**Atlanta Falcons**

Sep. 12	at Pittsburgh Steelers	1:00p
Sep. 19	Arizona Cardinals	1:00p
Sep. 26	at New Orleans Saints	12:00p
Oct. 3	San Francisco 49ers	1:00p
Oct. 10	at Cleveland Browns	1:00p
Oct. 17	at Philadelphia Eagles	1:00p
Oct. 24	Cincinnati Bengals	1:00p
Oct. 31	Bye	
Nov. 7	Tampa Bay Buccaneers	1:00p
Nov. 11	Baltimore Ravens (Thu)	8:20p
Nov. 21	at St. Louis Rams	3:05p
Nov. 28	Green Bay Packers	1:00p
Dec. 5	at Tampa Bay Buccaneers	1:00p
Dec. 12	at Carolina Panthers	1:00p
Dec. 19	at Seattle Seahawks	1:05p
Dec. 27	New Orleans Saints (Mon)	8:30p
Jan. 2	Carolina Panthers	1:00p

Carolina Panthers

Sep. 12	at New York Giants	1:00p
Sep. 19	Tampa Bay Buccaneers	1:00p
Sep. 26	Cincinnati Bengals	1:00p
Oct. 3	at New Orleans Saints	12:00p
Oct. 10	Chicago Bears	1:00p
Oct. 17	Bye	
Oct. 24	San Francisco 49ers	1:00p
Oct. 31	at St. Louis Rams	12:00p
Nov. 7	New Orleans Saints	1:00p
Nov. 14	at Tampa Bay Buccaneers	1:00p
Nov. 21	Baltimore Ravens	1:00p
Nov. 28	at Cleveland Browns	1:00p
Dec. 5	at Seattle Seahawks	1:15p
Dec. 12	Atlanta Falcons	1:00p
Dec. 19	Arizona Cardinals	1:00p
Dec. 23	at Pittsburgh Steelers (Thu)	8:20p
Jan. 2	at Atlanta Falcons	1:00p

New Orleans Saints

Sep. 9	Minnesota Vikings (Thu)	7:30p
Sep. 20	at San Francisco 49ers (Mon)	5:30p
Sep. 26	Atlanta Falcons	12:00p
Oct. 3	Carolina Panthers	12:00p
Oct. 10	at Arizona Cardinals	1:05p
Oct. 17	at Tampa Bay Buccaneers	1:00p
Oct. 24	Cleveland Browns	12:00p
Oct. 31	Pittsburgh Steelers	7:20p
Nov. 7	at Carolina Panthers	1:00p
Nov. 14	Bye	
Nov. 21	Seattle Seahawks	3:05p
Nov. 25	at Dallas Cowboys (Thu)	3:15p
Dec. 5	at Cincinnati Bengals	1:00p
Dec. 12	St. Louis Rams	3:05p
Dec. 19	at Baltimore Ravens	1:00p
Dec. 27	at Atlanta Falcons (Mon)	8:30p
Jan. 2	Tampa Bay Buccaneers	12:00p

Tampa Bay Buccaneers

Sep. 12	Cleveland Browns	1:00p
Sep. 19	at Carolina Panthers	1:00p
Sep. 26	Pittsburgh Steelers	1:00p
Oct. 3	Bye	
Oct. 10	at Cincinnati Bengals	1:00p
Oct. 17	New Orleans Saints	1:00p
Oct. 24	St. Louis Rams	1:00p
Oct. 31	at Arizona Cardinals	1:15p
Nov. 7	at Atlanta Falcons	1:00p
Nov. 14	Carolina Panthers	1:00p
Nov. 21	at San Francisco 49ers	1:05p
Nov. 28	at Baltimore Ravens	1:00p
Dec. 5	Atlanta Falcons	1:00p
Dec. 12	at Washington Redskins	1:00p
Dec. 19	Detroit Lions	1:00p
Dec. 26	Seattle Seahawks	1:00p
Jan. 2	at New Orleans Saints	12:00p

Arizona Cardinals

Sep. 12	at St. Louis Rams	3:15p
Sep. 19	at Atlanta Falcons	1:00p
Sep. 26	Oakland Raiders	1:15p
Oct. 3	at San Diego Chargers	1:15p
Oct. 10	New Orleans Saints	1:05p
Oct. 17	Bye	
Oct. 24	at Seattle Seahawks	1:05p
Oct. 31	Tampa Bay Buccaneers	1:15p
Nov. 7	at Minnesota Vikings	12:00p
Nov. 14	Seattle Seahawks	2:15p
Nov. 21	at Kansas City Chiefs	12:00p
Nov. 29	San Francisco 49ers (Mon)	6:30p
Dec. 5	St. Louis Rams	2:15p
Dec. 12	Denver Broncos	2:15p
Dec. 19	at Carolina Panthers	1:00p
Dec. 25	Dallas Cowboys (Sat)	5:30p
Jan. 2	at San Francisco 49ers	1:15p

St. Louis Rams

Sep. 12	Arizona Cardinals	3:15p
Sep. 19	at Oakland Raiders	1:05p
Sep. 26	Washington Redskins	3:05p
Oct. 3	Seattle Seahawks	12:00p
Oct. 10	at Detroit Lions	1:00p
Oct. 17	San Diego Chargers	12:00p
Oct. 24	at Tampa Bay Buccaneers	1:00p
Oct. 31	Carolina Panthers	12:00p
Nov. 7	Bye	
Nov. 14	at San Francisco 49ers	1:15p
Nov. 21	Atlanta Falcons	3:05p
Nov. 28	at Denver Broncos	2:15p
Dec. 5	at Arizona Cardinals	2:15p
Dec. 12	at New Orleans Saints	3:05p
Dec. 19	Kansas City Chiefs	12:00p
Dec. 26	San Francisco 49ers	12:00p
Jan. 2	at Seattle Seahawks	1:15p

San Francisco 49ers

Sep. 12	at Seattle Seahawks	1:15p
Sep. 20	New Orleans Saints (Mon)	5:30p
Sep. 26	at Kansas City Chiefs	12:00p
Oct. 3	at Atlanta Falcons	1:00p
Oct. 10	Philadelphia Eagles	5:20p
Oct. 17	Oakland Raiders	1:05p
Oct. 24	at Carolina Panthers	1:00p
Oct. 31	Denver Broncos (London)	5:00p
Nov. 7	Bye	
Nov. 14	St. Louis Rams	1:15p
Nov. 21	Tampa Bay Buccaneers	1:05p
Nov. 29	at Arizona Cardinals (Mon)	6:30p
Dec. 5	at Green Bay Packers	12:00p
Dec. 12	Seattle Seahawks	1:05p
Dec. 16	at San Diego Chargers (Thu)	5:20p
Dec. 26	at St. Louis Rams	12:00p
Jan. 2	Arizona Cardinals	1:15p

Seattle Seahawks

Sep. 12	San Francisco 49ers	1:15p
Sep. 19	at Denver Broncos	2:05p
Sep. 26	San Diego Chargers	1:15p
Oct. 3	at St. Louis Rams	12:00p
Oct. 10	Bye	
Oct. 17	at Chicago Bears	12:00p
Oct. 24	Arizona Cardinals	1:05p
Oct. 31	at Oakland Raiders	1:15p
Nov. 7	New York Giants	1:05p
Nov. 14	at Arizona Cardinals	2:15p
Nov. 21	at New Orleans Saints	3:05p
Nov. 28	Kansas City Chiefs	1:05p
Dec. 5	Carolina Panthers	1:15p
Dec. 12	at San Francisco 49ers	1:05p
Dec. 19	Atlanta Falcons	1:05p
Dec. 26	at Tampa Bay Buccaneers	1:00p
Jan. 2	St. Louis Rams	1:15p

* - Sunday night games in Weeks 11-17 subject to change



NOTES



TV HOME OF THE
SNY.TV



***NEW SIDELINE.
NEW SIDELINE GEAR.
GET YOUR 2010 JETS SIDELINE GEAR!***



AVAILABLE NOW AT

JETSSHOP.COM

OR VISIT

JETS SHOP

50TH ST. AND MADISON AVE.

437 Madison Ave. and 50th Street in Manhattan, (212) 355-4040
(50th Street between Madison Ave. and Park Ave.)

www.jetsshop.com