

MEDIA GUIDE



NY JETS  
2007 SEASON



## NEW YORK JETS MEDIA RELATIONS

WEEB EWBANK HALL • 1000 FULTON AVE. • HEMPSTEAD, NY 11550 • 516.560.8157 • FAX: 516.560.8197



**BRUCE SPEIGHT**  
Senior Director  
516.560.8107  
bspeight@jets.nfl.com



**DAVID TRATNER**  
Director  
516.560.8106  
dtratner@jets.nfl.com



**JARED WINLEY**  
Senior Manager  
516.560.8152  
jwinley@jets.nfl.com



**MEGHAN GILMORE**  
Coordinator  
516.560.8109  
mgilmore@jets.nfl.com



**KATIE DAVIS**  
Graduate Assistant



**TARA RYAN**  
Graduate Assistant



**GREGG SCHWARTZ**  
Graduate Assistant

## 2007 SCHEDULE

### PRESEASON

Friday	8/10	vs Atlanta	7 p.m.	WCBS
Friday	8/17	vs Minnesota	8 p.m.	FOX
Saturday	8/25	at NY Giants	8 p.m.	WNBC
Thursday	8/30	at Philadelphia	7 p.m.	WCBS

### REGULAR SEASON

Sunday	9/9	vs New England	1 p.m.	CBS
Sunday	9/16	at Baltimore	4:15 p.m.	CBS
Sunday	9/23	vs Miami	1 p.m.	CBS
Sunday	9/30	at Buffalo	1 p.m.	CBS
Sunday	10/7	at NY Giants	1 p.m.	CBS
Sunday	10/14	vs Philadelphia	1 p.m.	FOX
Sunday	10/21	at Cincinnati	4:05 p.m.	CBS
Sunday	10/28	vs Buffalo	4:05 p.m.	CBS
Sunday	11/4	vs Washington	1 p.m.	FOX
11/11		Bye		
Sunday	11/18	vs Pittsburgh	*1 p.m.	CBS
Thursday	11/22	at Dallas	4:15 p.m.	CBS
Sunday	12/2	at Miami	*1 p.m.	CBS
Sunday	12/9	vs Cleveland	*4:15 p.m.	CBS
Sunday	12/16	at New England	*1 p.m.	CBS
Sunday	12/23	at Tennessee	*4:15 p.m.	CBS
Sunday	12/30	vs Kansas City	*8:15 p.m.	NBC

\* = Time subject to change. Visit [newyorkjets.com](http://newyorkjets.com) for updates on NFL Flexible Scheduling.  
All games broadcast on 1050 ESPN Radio and 77 WABC, and in Spanish on WADO 1280.

### THE 2007 NEW YORK JETS MEDIA GUIDE

is published by the New York Jets.  
Contents Copyright 2007 New York Jets.  
All Rights Reserved.

**Editor:** David Tratner

**Editorial Assistance:** Mark Preston

**Additional Editing, Research and Writing:** Eric Allen, John Beattie, Katie Davis, Greg DeSanctis, Nikolaos Filis, Meghan Gilmore, Randy Lange, Megan Murren, Tara Ryan, Gregg Schwartz, Marissa Shoreinstein, Bruce Speight, Jared Winley

**Photography:** Al Pereira

**Additional Photos:** Lee Weissman Photography, Jerry Leibman, John A. Gibson, Jr., ESPN, 2007 Sesame Workshop, Pro Football Hall of Fame, Maple Leaf Productions, Ltd.

**Design & Printing:** National Communications Group, Inc

## GAME CREDENTIALS

[newyorkjets.com/credentials/](http://newyorkjets.com/credentials/)

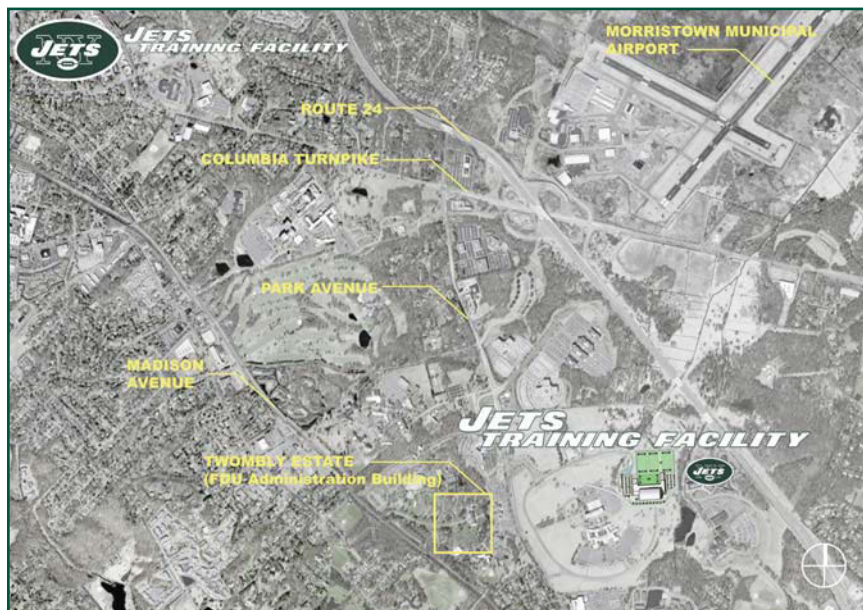
The New York Jets credential website is available 24 hours a day, seven days a week and serves as the team's primary media credentialing system. The deadline to submit a credential request is **TUESDAY AT NOON** the week prior to each game. Contact Meghan Gilmore if you have any questions regarding credentials.



## NEWYORKJETS.COM



## ***CORPORATE HEADQUARTERS AND TRAINING FACILITY***



On September 29, 2005, the Jets and the Giants entered into an historic 50-50 partnership to build a new stadium in the Meadowlands. As part of that agreement, the New Jersey Sports and Exposition Authority agreed to acquire 20 acres for each team to build new training complexes in New Jersey.

On March 31, 2006, after a several month search during which time more than forty sites were considered as the Jets potential new home, the New York Jets announced that they will relocate their facilities to Florham Park, New Jersey.

In September 2006, the New York Jets unveiled preliminary designs for their new home. The world renowned design team is led by architects David Childs (architect of the Freedom Tower at the World Trade Center site) and Roger Duffy of Skidmore, Owings, Merrill (SOM).

The state-of-the-art training facility and corporate headquarters will include a 120,000 square foot building which will house roughly 100 employees and all football and business operations, four outdoor football fields (3 natural grass and one artificial turf) and one artificial turf field in a structured field house.

The new corporate campus will accommodate all the needs of both football and business operations. From training and medical facilities to a first rate teaching and learning center, the facility will enhance the player experience and performance.

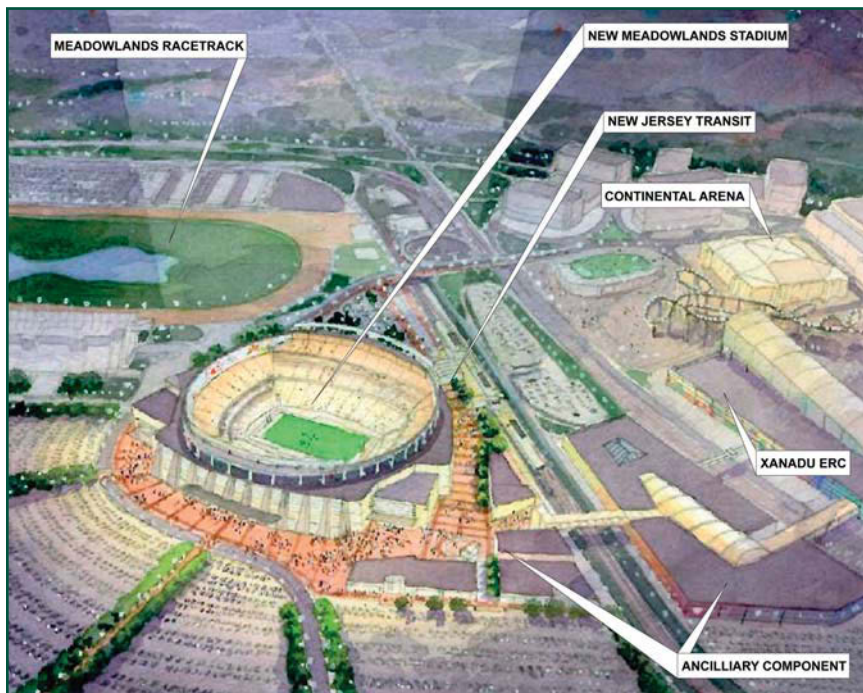
Business operations are expected to move into the new facility in Fall, 2008 followed by football operations before the 2009 Training Camp.

**FLORHAM PARK, NJ • POP (2000): 8,857 • INCORPORATED: 1899 • COUNTY: MORRIS COUNTY**





## NEW MEADOWLANDS STADIUM



Since announcing their historic partnership in 2005, the Jets and the Giants have worked closely together to create plans for the NFL's premier sports and entertainment destination in the nation.

Designed from a fan perspective, the New Meadowlands Stadium will provide fan amenities unmatched in the NFL. The stadium and its surroundings will be one of the most innovative and memorable spectator environments in professional sports.


The new facility will redefine game-day with football-centric attractions designed to maximize the fan experience in a setting that can be transformed to meet the needs of each team and provide a home field advantage like

none other.

Newly configured parking lots, ingress and egress improvements, and road improvements will make for smoother trips to and from the stadium. Tailgate zones linked to the stadium by pedestrian walkways will include enhanced merchandise, food and beverage operations, restroom facilities and entertainment providing fans with unparalleled tailgating opportunities. An intimate seating bowl, uncompromised sightlines, cutting edge scoreboards, sound systems, electronic signage and lighting will enhance the in-game experience.

Site preparation has already begun on the New Meadowlands Stadium which is expected to open for the 2010 season.







## THE NEW YORK JETS: COMING TO A COMMUNITY NEAR YOU!

The New York Jets take great pride in playing an active role in making a year-round commitment to the New York tri-state community.

Programs funded by the New York Jets Foundation touch the lives of countless young men and women in the tri-state area. Over the past seven years, the Jets and their charitable foundation have donated or contributed more than \$7 million to promote youth health, fitness and education, particularly in disadvantaged communities.



### GENERATION JETS Be Lean & Green

From fighting childhood obesity through the Generation Jets: Be Lean & Green initiative, to launching a football team in a Harlem high school, to urging students in the Bronx to eat right and move more, to supporting the efforts of the Alliance for Lupus Research, the New York Jets make investments that make a difference in the lives of others.

In addition to the Jets Foundation, which supports our own extensive youth initiatives throughout the tri-state area, the Jets partner with numerous established charitable organizations and participate in causes sponsored by the NFL.

creative meal selections each year. Jets' tackle D'Brickshaw Ferguson is featured on posters displayed in every New Jersey school telling students, "When I have a healthy meal, it helps me play my best. Your school cafeteria has a variety of nutritious foods to keep you going all day long. So get up, eat right and move more!"

### WHAT MOVES U

#### WHAT MOVES U

What Moves U is a national youth movement and awareness campaign sponsored by the National Football League and the American Heart Association to promote physical fitness and healthy living to an increasingly inactive generation of children. New York Jets' safety Erik Coleman launched the initiative in 2006, and still serves as the campaign's spokesperson. A national public awareness campaign that includes television, radio, print, and cinema PSAs, and community outreach events sponsored by the New York Jets and the American Heart Association also are part of the initiative.

### NFL AUCTION



The New York Jets offer fans numerous exclusive auction items throughout the year, ranging from game-worn items to VIP Gameday Experiences, Training Camp Experiences, private Quarterback Clinics and more. All proceeds from the auctions benefit the extensive work of the New York Jets Foundation.

### SCHOOLFOOD



**SchoolFood**  
Feed your mind

Physical fitness and balanced nutrition are essential to academic success. That's why, in 2004, the Jets partnered

with the New York City Department of Education to improve nutrition and food services in public schools and to encourage parents to submit school meal applications through incentive prizes such as trips to the Pro Bowl in Hawaii. Jets' players participate in public service announcements and visit schools to talk to students about the positive impact of proper nutrition and physical fitness.

### EAT RIGHT, MOVE MORE

Launched in 2006, the Eat Right, Move More campaign is a joint effort between the Jets and the state of New Jersey to encourage New Jersey school children to take advantage of healthy foods in their school cafeterias and to become more active. The campaign also challenges schools to submit their meal menus to determine the five schools with the most



Erik Coleman with Lehman High School cheerleaders at the SchoolFood press conference kickoff.



Victor Hobson with the Flushing High School football team at Heads Up! announcement.

## HEADS UP!



In 2001, the New York Jets formed a community partnership with the Public Schools Athletic League (PSAL) to provide support to New York City public school football programs. The New York Jets and the NFL's Youth Football Fund donated \$100,000 to the PSAL's football programs in 2006. The grant led to the reconditioning of every helmet in the PSAL, helping to ensure the safety of more than 4,000 student-athletes. In addition, a portion of the \$100,000 went to new and developmental high school programs at Information Technology High School, FDR High School, Flushing High School and Petrides High School.

## GENERATION JETS ACADEMY



Created in 2002, Generation Jets Academy is an after-school program in partnership with Gary Klinsky Children's Centers and the Brooklyn Bureau of Community Service at PS 306 in East New York, Brooklyn. Every day after school,

250 elementary-age students are divided into clubhouses of twenty, where they receive three hours of additional instruction between 3 and 6pm.

## JETS DAILY NEWS GOOD HEALTH GOALS

Previously known as Jets Geography, Jets Good Health Goals is a Newspaper in Education partnership with the *New York Daily News* that provides teachers with a weekly, nutrition-based, full-page lesson plan that appears in the paper during the football season. The 13-year-old program is open to classes in all five New York City boroughs, Long Island and Northern New Jersey.

## THE STAR LEDGER FOOTBALL FANFARE/KID REPORTER OF THE WEEK PROGRAM

The 2007 season will mark the eleventh year for the Football Fanfare/Kid Reporter of the Week Program with *The Star Ledger* (NJ) Newspaper. The program features a quarter page in the paper every Wednesday during the season with football-related assignments for students in grades 4-12. The Jets host two students from New Jersey schools at every home game who are granted exclusive player interviews which are published in *The Star Ledger*. More than 25,000 students participate in the program each year.



D'Brickshaw Ferguson with Newark Star Ledger kid reporters.

## COACH OF THE WEEK/YEAR



Entering its eleventh year, the Coach of the Week/Year award is given each week to a coach in the tri-state area who serves the best interests of the game through the teaching of sound football fundamentals, the motivation of young players to achieve, and the promotion of youth football by way of dedication to their community, their school and their student-athletes. Each Coach of the Week receives \$1,000 for his football program and the Coach of the Year receives \$2,000.

## WALTER PAYTON NFL MAN OF THE YEAR AWARD



Since 1970, the NFL has awarded the Walter Payton NFL Man of the Year Award to recognize a player's off-the-field community service as well as his playing excellence. The New York Jets and NFL Charities donate \$1,000 to the winner's organization of choice each year. The national winner will receive \$25,000 to donate to the 501(c) (3) organization of his choice. Chad Pennington was recognized as the Jets' Walter Payton NFL Man of the Year for 2006.

## HOMETOWN HUDDLE INITIATIVE

Hometown Huddle is a league-wide initiative through which all 32 NFL teams simultaneously work in their respective communities through their United Way partnerships. The 32-year partnership between United Way and the NFL remains the longest-running sports/charity relationship of its kind. The New York Jets, in partnership with the United Way and the NFL, help refurbish a different area in need each year. In 2006, the Jets helped refurbish a park in Queens.



*Eric Smith plants with a student at Hometown Huddle in Queens.*

## JETS TASTE OF THE NFL CELEBRITY DINNER



**The Party  
...with a Purpose**

Featuring the best of football, food and fun, the annual New York Jets Taste of the NFL Celebrity Gala benefits ShopRite Partners in Caring, a year-round community-based program that fights hunger throughout the tri-state area and beyond. Over the past five years, the New York Jets Taste of the NFL has raised nearly \$600,000 for this important cause.

## ALLIANCE FOR LUPUS RESEARCH



**Alliance for Lupus Research**

PREVENT. TREAT. CURE.

The New York Jets' organization is deeply committed to supporting the Alliance for Lupus Research (ALR), an independent non-profit organization dedicated to raising the profile of lupus and the scope of lupus research. The ALR was founded in 1999 through the vision of Woody Johnson and the support of the Arthritis



*Eric Mangini, Woody Johnson and Mike Tannenbaum at the Long Island Walk With Us to Cure Lupus.*

Foundation. The ALR has one mission—to prevent, treat and cure lupus through research.

Since 2001, the New York Jets have raised more than \$5.5 million for the ALR through Walk With Us To Cure Lupus events throughout the tri-state area as well as proceeds from the Jets' annual kick-off luncheon.

## JETS WOMEN'S ORGANIZATION



The Jets Women's Organization (JWO) is an organization comprised of the wives, fiancées and significant others of New York Jets players, coaches and football support staff members. The Jets' Community Relations Department oversees this organization with the assistance of Jets' Head Coach Eric Mangini's wife Julie, and General Manager Mike Tannenbaum's wife Michelle. Founded in 2001, the mission of the organization is to build goodwill in the tri-state community through active volunteer participation.

The JWO seeks to team up with select charities to assist in maximizing the impact of their events. The JWO serves as a unique and positive outlet in the community on behalf of the New York Jets. All members of the organization are encouraged to get involved and maximize their role to benefit others.



*Jets' Women's Organization collect donations and pass out bracelets at ALR Lupus Awareness Day.*





*Chad Pennington coaches at Eric Mangini's CFM Football Fundamentals Mini-Camp.*

### STADIUM DRIVES

Each season the New York Jets host several stadium drives to collect donations and help create awareness for important issues facing our community. In 2006, the Jets' held food, toy and coat drives. The annual food drive benefits the Interfaith Nutrition Network which addresses issues of hunger and homelessness on Long Island. The toy drive supports the U.S. Marine Reserve Corps Toys for Tots program which distributes toys to needy kids during the holiday season and the annual coat drive supports New York Cares which provides New York and New Jersey's neediest citizens with coats during the winter months. In addition, the Jets hosted the first ever ALR Lupus Awareness Day at the Meadowlands where over \$10,000 was collected to support Lupus research.



*Shaun Ellis with High School Football players from the PSAL at Captain's Day.*

### TIX FOR KIDS



**United Way  
of New York City**

Since 2002 the New York Jets have facilitated a charitable ticket turn-back program with the United Way of New York City called Tix For Kids. This program provides a vehicle for season ticket holders to release unused game tickets, which are then made available to underprivileged children throughout the New York region. To date more than 9,200 tickets have been donated.



*Stacy Tutt brings gifts during the holidays to a children's hospital.*

## STAFF DIRECTORY

1000 Fulton Avenue, Hempstead, NY 11550 (516) 560-8100  
50 West 57th Street, New York, NY 10019 (212) 969-1800

**TICKET INFORMATION** (516) 560-8200

### CLUB INFORMATION

**STADIUM** Meadowlands (80,242)  
East Rutherford, NJ  
**SURFACE** FieldTurf  
**COLORS** Green and White  
**RADIO** ESPN Radio (1050)  
WABC-AM (770)  
**REGULAR SEASON TV** CBS, FOX, NBC  
**PRESEASON TV** WCBS, FOX, WNBC

**Chairman & CEO** **Woody Johnson**

### EXECUTIVE STAFF

**President** Jay Cross  
**Assistant to the President** Katherine Daves

**General Manager** Mike Tannenbaum  
**Assistant to the General Manager** Nikolaos Filis

**SVP, Business Operations** Matt Higgins  
**General Counsel** Andrew Lee  
**SVP, Practice Facility** William Senn  
**SVP, Finance** Thad Sheely  
**VP, Finance** Mike Gerstle  
**VP, Stadium** Robert Jordan  
**VP, Broadcasting & Production** Bob Parente  
**VP, Corporate Sales** Marc Riccio

**Executive Assistant** Sandra Osipowicz

### COACHING STAFF

**Head Coach** Eric Mangini  
**Assistant to the Head Coach** Erin O'Brien

**Head Strength & Conditioning** Sal Alosi  
**Quality Control-Offense** Mike Bloomgren  
**Assistant Defensive Line** Bryan Cox  
**Quarterbacks** Brian Daboll  
**Offensive Line** Michael Devlin  
**Defensive Assistant** Andy Dickerson  
**Assistant Secondary/Director, Player Development** Jerome Henderson  
**Linebackers** Jim Herrmann  
**Assistant Strength & Conditioning** Michael Jones  
**Quality Control-Defense/Assistant Special Teams** Ben Kotwica  
**Assistant Strength & Conditioning/Nutrition Coordinator** Rick Lyle  
**Secondary** Mike MacIntyre  
**Wide Receivers** Noel Mazzone  
**Assistant Tight Ends** Jason Michael  
**Defensive Line** Dan Quinn  
**Running Backs** Jimmy Raye  
**Offensive Coordinator** Brian Schottenheimer

**Quality Control-Offense** Brian Smith  
**Defensive Coordinator** Bob Sutton  
**Special Teams Coordinator** Mike Westhoff  
**Offensive Line** Tony Wise

### FOOTBALL ADMINISTRATION

**Director, Football Administration** Ari Nissim  
**Manager, Football Administration** Jacqueline Davidson  
**Administrative Assistant/Benefits & Insurance Coordinator** Carinne Marino

### PLAYER PERSONNEL

**Director, Player Personnel** Terry Bradway  
**Assistant Director, Player Personnel** JoJo Wooden  
**Personnel Consultant** Dick Haley  
**Assistant, Player Personnel** Kathryn Smith

### PRO PERSONNEL

**Director, Pro Personnel** Brendan Prohett  
**Pro Scout** Brock Sunderland  
**Pro Personnel Assistant** Cole Hufnagel

### COLLEGE SCOUTING

**Director, College Scouting** Joey Clinkscales  
**Coordinator, College Scouting** Jay Mandolesi  
**National Scout** Jim Cochran  
**National Scout** Michael Davis  
**Personnel Scout** Jeff Bauer  
**Personnel Scout** Matt Bazirgan  
**Personnel Scout** Joe Bommarito  
**Personnel Scout** Jesse Kaye  
**Personnel Scout** Gary Smith  
**Personnel Scout** Kirwin Watson

### STAFF

### ACCOUNTING

**Controller** Mike Minarczyk  
**Senior Manager, Asst. Controller** Frank Romano  
**Manager, Accounting & Payroll** Dennis Mayer  
**Manager, Accounting & Payroll** Fred Bunker  
**Administrator, A/P** Theresa Hunziker  
**Manager, Office Services** Joann Lucas

### ATHLETIC TRAINING

**Senior Director, Athletic Training** John Mellody  
**Assistant Athletic Trainer** Joshua Koch  
**Assistant Athletic Trainer** David Zuffelato  
**Seasonal Athletic Training Intern** Takeo Ichinyanagi  
**Seasonal Athletic Training Intern** Charles Hooks  
**Seasonal Athletic Training Intern** Andrew Wachtel

### BOX OFFICE

**Director, Ticket Sales** John Buschhorn  
**Assistant Director, Ticket Sales** Carol Anne Coppola  
**Coordinator, Tickets** Jaclyn De Bono

**COMMUNITY RELATIONS**

Director, Community Relations	Jesse Linder
Coordinator, Community Relations	Charles Wande

**CORPORATE MARKETING & BUSINESS DEVELOPMENT**

Senior Director, Corporate Marketing & Business Development	Bob Brennfleck
Director, Corporate Marketing & Business Development	Tracy Belmear
Director, Corporate Marketing & Business Development	Jeff Fernandez

**CORPORATE PARTNERSHIPS**

Director, Corporate Partnerships	Jennifer Linn
Manager, Corporate Partnerships	Danielle Clyne
Coordinator, Corporate Partnerships	Heather Forchetti
Coordinator, Corporate Partnerships	Elise Natoli

**EQUIPMENT**

Director, Equipment	Gus Granneman
Manager, Equipment	Vito Contento
Equipment Assistant	Cortez Robinson
Seasonal Assistant	Ryan Daniels
Seasonal Assistant	Aaron Degerness

**EVENTS & GAME OPERATIONS**

Director, Events & Game Operations	Brian Mulligan
Coordinator, Events & Game Operations	Mike Alperstein

**GROUPS**

Director, Fields & Grounds	Blake Hoerr
Assistant Groundskeeper	Kevin Cherry

**INFORMATION & TECHNOLOGY**

Senior Director, IT	Tom Murphy
Assistant Director, IT	Steve Piazza
Project Manager, IT	Neil Gorin
Software Engineer	Greg Saunsen

**LEGAL/HUMAN RESOURCES**

Associate Counsel/Director, Legal Affairs	Hymie Elhai
Director, Human Resources	Regan Waters

**MARKETING & MERCHANDISING**

Senior Director, Merchandising	Chris Pierce
Senior Director, Marketing	Victoria Vitarelli
Manager, Marketing	Jessica Lederman

**MEDIA RELATIONS**

Senior Director, Media Relations	Bruce Speight
Director, Media Relations	David Tratner
Senior Manager, Media Relations	Jared Winley
Senior Manager, Corporate Communications	Marissa Shoreinstein
Coordinator, Media Relations	Meghan Gilmore
Team Photographer	Al Pereira
Graduate Assistant, Media Relations	Katie Davis
Graduate Assistant, Media Relations	Tara Ryan
Graduate Assistant, Media Relations	Gregg Schwartz

**MEDICAL**

Director of Medical Services	Dr. Elliot Pellman
Team Orthopedist	Dr. Elliott Hershman
Director of Orthopedics	Dr. Ken Montgomery

**MULTIMEDIA PRODUCTION**

Senior Director, Multimedia Production	John Seiter
Assistant, Multimedia Production	Ryann Ruzika

**OPERATIONS**

Senior Director, Operations	Clay Hampton
Senior Manager, Operations	Kathy Reade
Manager, Operations	Joe Zino
Supervisor, Mailroom	Caroline Bigelow
Receptionist (Hempstead)	Rich Bedell
Receptionist (New York City)	Nicole Kyprios
Seasonal Assistant	Damien Carver
Seasonal Assistant	Richard Doyle

**PLAYER DEVELOPMENT**

Coordinator, Player Development	Maureen Dillon
---------------------------------	----------------

**SECURITY**

Senior Director, Security	Steven Yarnell
Director, Stadium Security	Bobby Mastroddi
Security	Clay Baldwin
Security	Thomas Dempsey
Security	Elliot Garrison
Security	Robert Stephens
Security	Brian Todd

**STADIUM**

Project Controller, Stadium	Brian Fleming
Assistant	Jennifer Swengler

**VIDEO/FOOTBALL**

Director, Video	Steve Scarnecchia
Assistant Director, Video	Tim Tubito
Assistant, Video	Ryan Mahanes
Assistant, Video	Ryan O'Heir

**WEBSITE/PUBLICATIONS**

Director, Publications/Editor-in-Chief, Website	Randy Lange
Senior Manager, Digital Communications	Eric Allen
Senior Manager, Website Technology	Paul Marsh
Manager, Web Operations	Mike Ryan





## CHAIRMAN & CEO



### WOODY JOHNSON

Woody Johnson received unanimous approval in January 2000, from the NFL to become the owner of the New York Jets.

After purchasing the franchise, Johnson set out to equip the Jets with the resources needed to compete among the elite. In the last seven years, the Jets have had five winning seasons, appeared in six playoff games, and hold claim to an AFC East Division title. To ensure the team has the most advanced training facilities in the NFL, Johnson recently announced plans to build a new state-of-the-art facility on a 20-acre site in Florham Park, New Jersey. Construction on the facility will be completed in the Fall, 2008.

Johnson believes that fans are the driving force behind the Jets, a philosophy that permeates the culture of the entire organization from the front office to the field. In what has become a tradition at the Meadowlands, Johnson often walks the parking lot pre-game, moving from one tailgate party to the next in order to hear directly from the most loyal fans in the NFL.

Johnson's personal commitment to philanthropy also extends to the Jets. The team's community relations efforts are aimed at promoting youth fitness, football and education. In the last seven years, the Jets have donated or raised more than \$7 million to support numerous charitable causes in the tri-state area, including Heads Up, a Jets initiative that funds new high school football teams in underprivileged New York City communities.

At the League level, Johnson works closely with team owners to address challenges faced by the NFL, including the most recent Collective Bargaining Agreement. To ensure the continued prosperity of the League, Johnson served on the committee of owners that ran the search leading to the selection of Roger Goodell as the new NFL Commissioner replacing Paul Tagliabue. He is also a member of the NFL's Broadcasting Committee and Business Ventures Committee.

Johnson is Chairman and CEO of The Johnson Company, Inc., a personal investment enterprise. He is a member of the founding family of Johnson & Johnson, the worldwide health-care company, and is a Trustee of the Robert Wood Johnson Foundation, which is the nation's largest philanthropic organization devoted to health and health care.

He is active in a wide range of civic and philanthropic activities related to improving the health of millions of Americans. Mr. Johnson is a founder and Chairman of the Alliance for Lupus Research, which has raised more than \$42 million since 2000 to fund and accelerate research that will prevent, treat, and cure lupus. Over the past six years, the New York Jets have raised more than \$5.5 million for the fight against Lupus. Johnson also currently serves as Chairman of the Juvenile Diabetes Research Foundation International.

Johnson has served in various capacities within government agencies and has been a strong advocate for increased government spending for diabetes and lupus research. He was appointed by the Secretary of Health and Human Services to a three-year term on the National Diabetes and Digestive and Kidney Diseases Advisory Council, which is affiliated with the National Institutes of Health. He also served a three-year term on the President's Export Council.

Mr. Johnson is a director of Mayor Michael R. Bloomberg's Fund to Advance New York City and is also a member of the World Trade Center Memorial Foundation. He is a member of the Council on Foreign Relations and a Trustee of the Wildlife Conservation Society.

Mr. Johnson has three daughters and a son and lives in New York City. He received his Bachelor's Degree from the University of Arizona.



## PRESIDENT



### JAY CROSS

EXPERIENCE: EIGHTH NFL SEASON, EIGHTH WITH THE JETS

Jay Cross joined the Jets in the summer of 2000. As team president, Cross oversees the Jets' business affairs including marketing, sponsorships, financing, public affairs, merchandising, Internet and broadcasting opportunities.

Cross has spearheaded the team's efforts to establish a permanent home. He led negotiations with the Giants and the state of New Jersey to create what will be the nation's premiere sports venue. The New Meadowlands Stadium will open for the 2010 season featuring exciting fan amenities such as enhanced tailgating options, cutting edge technology, newly configured parking lots and ancillary development offering the best of sports, entertainment and retail. In 2006, he also led the team's search for a site to build a new state-of-the-art training facility in 2008. After completing an exhaustive search, the Jets selected a 20-acre site in Florham Park, N.J.

He brings to the Jets a philosophy that a sports team should touch fans 365 days a year. He expanded the organization's community outreach efforts, strengthened ties to Jets' alumni, and put a new face on the team through innovative marketing and branding initiatives. In 2005, Cross formed a unique partnership with SportsNet NY, at the time a new television sports network, providing Jets fans with year round 24-hour news.

Under Cross' watch, the Jets have created the Jets Academy, an after-school program serving inner-city youth in New York City. In addition, the New York Jets launched a community initiative called *Heads Up*, which provides grants for new football teams in New York City public schools and funding to recondition every helmet in the Public Schools Athletic League (PSAL) through a partnership with the NFL. He also launched a unique television program called *Generation Jets*, which has been recognized with two Emmy Awards.

Cross came to the Jets directly from the Miami Heat of the NBA where he was president of business operations and the driving force behind the American Airlines Arena. He led the organization to new season ticket highs and founded the Heat Academy, the nation's first after-school program created and managed directly by a professional sports team.

Previously, Cross, a veteran real estate developer, led the planning stages of the Air Canada Centre, home for the NBA's Toronto Raptors and the NHL's Toronto Maple Leafs. Cross holds a Master's degree in Architectural Technology from Columbia University and a Bachelor's degree in Nuclear Engineering from the University of Toronto.

An accomplished sailor, Cross was on the Canadian Olympic yachting teams in 1976, 1980 and 1984. Mayor

Bloomberg recently appointed him to the Governor's Island Preservation and Education Corporation, which is responsible for the planning, redevelopment and ongoing operations for 150 acres of Governor's Island. He is also on the boards of the Wolfsonian Museum, Salvadori Institute, New World Symphony, and Gary Klinsky Children's Centers. He and his wife, Devon, live in Manhattan with their two daughters.





## GENERAL MANAGER



### MIKE TANNENBAUM

EXPERIENCE: 14TH NFL SEASON, 11TH WITH THE JETS

Mike Tannenbaum was named General Manager of the New York Jets on February 7, 2006. In his first season at the helm, the Jets advanced to the first round of the NFL Playoffs with a record of 10-6, a six-win improvement from the 2005 season.

Tannenbaum is responsible for managing all football operations, including the coaching staff, overseeing pro and college scouting, supervising salary cap management and contract analysis, video and football technologies, equipment, operations, training and medical personnel, as well as training camp and turf management.

He is charged with establishing and implementing policies and practices within these departments of football operations. Tannenbaum is involved in all areas of financial planning with respect to personnel decisions in the signing of free agents, the selection of players in the college draft, trades, waivers, and all related football activities.

"Mike was right for this challenge because the job of General Manager has broadened to become more complex in the NFL," said Jets' Owner Woody Johnson on hiring Tannenbaum. "Mike has brought broad perspective to his role. Mike and coach Eric Mangini form a natural partnership. To take us to the next level, Mike and Eric have established a culture of accountability that permeates the entire organization."

Tannenbaum's belief in developing players within the Jets' system mirrors his own ascent to the position of General Manager. He was first hired by the Jets on Feb. 19, 1997 by Bill Parcells as the Director of Player Contract Negotiations, which emphasized his expertise and knowledge of the salary cap.

For a decade, Tannenbaum paid his dues, learning from the likes of Parcells, Dick Haley and Terry Bradway while being involved in almost every conceivable type of transaction. After his first three seasons under Parcells and Haley, he added Pro Player Development to his title in 2000. When Bradway was hired as General Manager in 2001, Tannenbaum was promoted to Assistant General Manager/Director of Pro Personnel. Before being elevated to the GM role, Tannenbaum served as the team's Senior Vice President, Football Operations/Assistant General Manager.

Whether it was the widely-acclaimed signing of Curtis Martin in 1998, signing four first-round picks, including current Jets stars Chad Pennington and Shaun Ellis in 2000, or the trade for Thomas Jones in 2007, Tannenbaum has grown from an

administrator specializing in the salary cap to a General Manager who can evaluate personnel, negotiate contracts and lead an organization quickly becoming known for its unique methods of getting to know players.

#### CAREER AT A GLANCE

Years	Team/School	Position
1994	New Orleans Saints	Intern
1995	Cleveland Browns	Player Personnel Assistant
1996	New Orleans Saints	Player Personnel Assistant
1997-99	New York Jets	Director of Player Contracts
2000	New York Jets	Director Pro Player Development/Player Contracts
2001-03	New York Jets	Assistant General Manager/Director of Pro Personnel
2004-05	New York Jets	Assistant General Manager/Senior VP, Football Ops.
2006-	New York Jets	General Manager



## TEN GOOD YEARS WITH TANNENBAUM

The followers of the franchise were once called long-suffering Jets fans for good reason. Seven playoff appearances in 37 years and one golden memory of Super Bowl III.

But things changed for the better when Bill Parcells was handed the keys by Leon Hess in 1997. The last decade has included two AFC East titles, five playoff appearances and seven winning seasons. Mike Tannenbaum, one of Parcells' first front office hires, has been a part of it all working

his way to the General Manager role as the Jets have won 54 percent of their regular-season games.

	Regular Season				Postseason		
	W	L	T	Pct	App.	W	L
Last 10 seasons	87	73	0	.544	5	3	5
First 37 seasons	231	309	8	.429	7	5	6

Tannenbaum's first draft began with the selection of two offensive linemen, as the Jets became the first team since the 1975 Los Angeles Rams to select two offensive linemen in the first round. Both D'Brickashaw Ferguson, picked at No. 4, and Nick Mangold, selected at No. 29, proved solid from the start, as both rookies started every game and were named to various NFL All-Rookie teams.

The draft also produced three other players who started games in 2006: Jets' leading rusher Leon Washington, versatile Brad Smith, who played RB, WR and lined up at QB at various times in 2006 and CB Drew Coleman. That draft class started 47 games in 2006, contributing to the Jets' run to the playoffs.

Tannenbaum has often discussed building from within, and has followed through on that pledge, signing DE Bryan Thomas and WR Jericho Cotchery to long-term contract extensions after breakthrough seasons in 2006.

Before coming to the Jets, the Needham, Mass., native was with the New Orleans Saints in 1996 and the Cleveland Browns in 1995, spending both seasons as a player personnel assistant. It

was during that season with the Browns that he met a public relations intern named Eric Mangini. The two were reunited with the Jets in 1997, and would forge a relationship that is now the base of the Jets' football operation.

Tannenbaum worked as an intern with the Pittsfield (NY) Mets of the New York-Penn League (Class A) in 1991 before moving on to Tulane Law School, where he graduated Cum Laude and earned his certificate in sports law while interning with the New Orleans Saints. He is a member of the American Bar Association and their Sports and Entertainment division, and also is a member of the Sports Lawyers Association. He graduated from the University of Massachusetts with a degree in accounting, and earlier graduated from Needham High School in Boston.

Tannenbaum has been a longtime supporter of numerous charitable endeavors and has served as a Chairman for the Alliance for Lupus Research's Walk on Long Island. Born in New York City, Tannenbaum and his wife, Michelle, reside in Long Island with their daughter and son.



## EXECUTIVE STAFF


**MATT HIGGINS**  
**SENIOR VICE PRESIDENT,**  
**BUSINESS OPERATIONS**
**EXPERIENCE: FOURTH NFL SEASON, FOURTH WITH THE JETS**

Matt Higgins is entering his fourth season with the Jets, and first as senior vice president of business operations. He was initially hired as vice president of strategic planning on February 6, 2004. His responsibilities now entail leading the Jets' sales and marketing teams and overseeing the organization's efforts in media, community, government and fan relations; website; radio and television programming; and game day operations.

Prior to joining the Jets, Higgins was involved in the recovery of Lower Manhattan since September 11, 2001. In the immediate aftermath of the attacks, he was named vice president for communications of the agency charged with rebuilding the World Trade Center site, the Lower Manhattan Development Corporation. In May 2003, Higgins was named chief operating officer, where he provided daily oversight and direction to the

staff of the LMDC and spearheaded major initiatives. During his tenure, the agency completed the largest design competition in history, resulting in the selection of Daniel Libeskind's master plan, and selected a design for the September 11th national memorial from among thousands of submissions.

Before his work with the LMDC, Higgins served as press secretary to former Mayor Rudolph W. Giuliani, was director of corporate communications for Kozmo.com and was assistant editor of the Queens Tribune.

He holds a Bachelor of Arts degree in Political Science from Queens College and a Juris Doctorate from the Fordham University School of Law, where he served on Law Review. Born in Bayside, NY, Higgins resides with his wife, Michele, and their son Matthew Jr. in Brooklyn Heights.


**ANDREW LEE**  
**GENERAL COUNSEL**
**EXPERIENCE: THIRD NFL SEASON, THIRD WITH THE JETS**

Andrew Lee, entering his third season with the Jets as the team's general counsel after serving as a member of Proskauer Rose LLP's litigation and sports law practice groups. After joining the Jets in September 2005, Lee added the responsibility of overseeing the club's human resources department in February, 2006.

Lee oversees all of the club's legal affairs and HR initiatives, including the legal aspects of the new stadium and practice facility development projects, the club's leasehold interests at Giants Stadium and Hofstra University, employment law and benefits issues and policies, litigation and dispute resolution, corporate and lobbying compliance, NFL legal and HR issues, drafting and reviewing contracts, managing outside counsel, and providing legal guidance to club management.

Lee joined Proskauer Rose, LLP in 1998 working in various

fields including sports, advertising and media buying, fine arts, music recording, music publishing, motion picture, television, Internet, pharmaceutical distribution, sports, health care, and real estate. Lee also served as a law clerk to The Honorable Reynaldo G. Garza in the United States Court of Appeals for the Fifth Circuit during the 1997-98 term.

Lee received his Juris Doctor from Fordham University School of Law in 1997, where he graduated cum laude, with honors including membership in the Order of the Coif. At Fordham, Lee served as the Writing & Research Editor of the International Law Journal and also founded and created the journal's website, ILJ Online. Lee earned his Bachelor of Arts in Justice from American University in 1993. Lee currently resides in Manhattan with his wife, Kelly, and their two daughters, Nina and Emma.





***BILL SENN***  
**SENIOR VICE PRESIDENT,  
PRACTICE FACILITY**

**EXPERIENCE: FOURTH NFL SEASON, FOURTH WITH THE JETS**

Bill Senn is entering his fourth season with the Jets as senior vice president. As project executive for the Jets' new Training Facility presently being constructed in Florham Park, NJ, he is responsible for the day-to-day coordination and administration of the consulting team and contractors who are designing and constructing the new corporate headquarters and training complex.

With more than 26 years of project management experience, Senn has filled the roles of vice president of design and construction for Air Canada Centre, and more recently of

senior vice president of facilities and general manager for American Airlines Arena, where he oversaw its design and construction and then operated the facility for three years prior to joining the Jets. Senn originally honed his project management skills working in retail and high-rise commercial development for a number of Canada's major developers.

Senn holds a Bachelor of Technology in Architectural Sciences from Ryerson Polytechnical Institute in Toronto, Canada. Originally from Hamilton, Ontario, Senn and his wife make their home in St. Cloud, MN.



***THAD SHEELY***  
**SENIOR VICE PRESIDENT,  
FINANCE**

**EXPERIENCE: SEVENTH NFL SEASON, SEVENTH WITH THE JETS**

Thad Sheely, entering his seventh season with the Jets, was promoted this past season to senior vice president of finance. He is now responsible for the strategic finance and development efforts of the team, including the financing of the New Meadowlands Stadium, the development of the team's new practice facility in Florham Park, NJ, and analysis of new business ventures. In addition, he oversees the organization's sales and marketing efforts related to the new stadium and manages the team's accounting, information technologies and box office departments.

Sheely joined the Jets in January of 2001, after having worked for the NBA's Miami Heat and the American Airlines Arena. As the Miami Heat's vice president of business development, he contributed to the effort to build the new

American Airlines Arena and managed the team's diverse interests in sports, entertainment and facility development.

Before completing his MBA at the Stanford Graduate School of Business in 1998, he was an investment banker with Prudential Securities' Sports Facility Finance Group responsible for structuring financing solutions for professional sports teams.

Sheely has served as an adjunct professor at NYU's Tisch School of Sports, Hospitality and Management, lecturing on sports facility finance. He received an undergraduate degree in Urban Studies/History from Columbia College and was a three-year letterman in varsity heavyweight crew. He was raised in Youngstown, OH, and resides with his wife Gabrielle in Manhattan.



## **MICHAEL GERSTLE**

### **VICE PRESIDENT, FINANCE**

**EXPERIENCE: 29TH NFL SEASON, 29TH WITH THE JETS**

Michael Gerstle is entering his 29th season with the Jets and sixth season as vice president, finance. He was promoted to his current position on May 22, 2001. In his current position, he oversees the organization's entire fiscal operation and is responsible for team financial and tax matters and interaction with the NFL and local and federal government officials regarding the team.

Gerstle is responsible for financial reporting and planning, as well as in tax and treasury matters. He was promoted to the position of controller in 1991 and held that position until 1993, after holding the position of assistant controller from 1979-90.

Gerstle is a 1970 graduate of the University of Wisconsin with a degree in accounting. He earned his MBA from Pace University in 1980. He is a member of the American Institute of Certified Public Accountants and holds his CPA license from the state of New York. He began his career at the accounting firm of Peat, Marwick, Mitchell in 1970 as a junior accountant before moving to Degussa Chemical in 1974. He worked for Time Warner Cable and the Hertz Truck Division as budget director before joining the Jets in 1979. An avid golfer, Gerstle's other interests include reading, traveling, and cooking. He and his wife, Donna, have a daughter, Michelle. Gerstle was born in White Plains, NY.



## **ROBERT JORDAN**

### **VICE PRESIDENT, DESIGN AND CONSTRUCTION**

**EXPERIENCE: THIRD NFL SEASON, THIRD WITH THE JETS**

Bob Jordan is in his third full season with the New York Jets as vice president, design and construction. He is responsible for the design and development of The New Meadowlands Stadium.

Jordan brings three decades of public assembly facility design and operation to the Jets. Most recently Jordan directed the operational design and development of the American Airlines Center in Dallas, home of the NHL's Dallas Stars and the NBA's Dallas Mavericks. Prior to the AAC, Jordan directed the operations of Reunion Arena in Dallas. Leading to the position in Dallas, Jordan had been involved in the design, management and operations of numerous major public assembly facility projects. Throughout his career, Jordan has focused on the efficiency of the design and operation of facilities and how that efficiency can enhance the guest

experience and maximize the revenue opportunities.

Jordan began working in facilities as a stagehand in high school and has continued working in the industry in every department and discipline, including finance, marketing, operations and development. Jordan is a 1981 graduate of the University of Texas at Arlington with a BBA in Finance. Immediately following his graduation, Jordan owned and operated his own special-events production and design firm before moving into the facility management field.

Originally from Woodstock, Ontario, Canada, Jordan is an avid hockey player. He is active in the International Association of Assembly Managers (IAAM), the leading association of public assembly facilities. Jordan and his wife, Karyn, have two daughters and one son.



**BOB PARENTE**  
**VICE PRESIDENT,  
BROADCASTING & PRODUCTION**

**EXPERIENCE: 31ST NFL SEASON, 31ST WITH THE JETS**

Bob Parente is entering his 31st season with the Jets and seventh season as a vice president. He was promoted to vice president, business operations on May 22, 2001 and on September 18, 2006 was named vice president, broadcasting & production.

In his current capacity, Parente manages broadcasting, multimedia production, game operations, and special events. In addition, Parente works closely with SNY (SportsNet New York), WCBS-TV Ch. 2 and B-Train Films on the production of the team's two weekly Emmy Award-winning television shows, *24/7*, and *Generation Jets*. In 2004, he added the executive producer responsibility for the Jets' radio broadcast, simulcast on 77 WABC and 1050AM ESPN Radio. Prior to his promotion to vice

president, he served as executive director of business operations from 1993-2001.

A 1977 graduate of Villanova University with a degree in political science, he also received an MBA from Pace University in Manhattan in 1983.

Parente has been a Jets season ticket holder since 1964 and has been to every home game since the age of nine, except while attending college.

In his spare time, the Jackson Heights, Queens, native enjoys golfing and fishing and has served as an administrator and coach in the Long Island Junior Soccer League. He and his wife, Carmen, have two daughters, Diana, a graduate of Syracuse University, and Victoria, a graduate of Stanford University.



**MARC RICCIO**  
**VICE PRESIDENT,  
CORPORATE SALES**

**EXPERIENCE: 12TH NFL SEASON, 12TH WITH THE JETS**

Marc Riccio is entering his 12th season with the New York Jets and will begin his third season as vice president, corporate sales. He is responsible for overseeing the day-to-day operations of the corporate sales/business development and marketing partnership departments.

The corporate sales/business development group is responsible for creating and selling all sponsorship and advertising for the Jets and works with national and regional businesses. The corporate partnership department manages the day-to-day interaction and execution of all corporate sponsorship programs. Prior to his promotion, Riccio was senior director of marketing and business development where he was responsible for corporate sponsorship and advertising sales. He also spent

five seasons as the director of marketing and senior marketing manager, respectively.

Prior to joining the Jets, Riccio served as the director of marketing and development for intercollegiate athletics at Hofstra University. During his seven years at Hofstra, he developed athletic marketing, sponsorship and fundraising programs.

A native of Canandaigua, NY, he holds a Bachelor of Arts in Communications Arts, Television Broadcasting and a Master of Business Administration in Marketing from Hofstra University along with a Juris Doctor from St. John's University School of Law.

Riccio and his wife, Karen, have two sons, Tyler and Ryan, and a daughter, Jillian. The family resides in Rockville Centre, NY.



FOOTBALL/STAFF



## HEAD COACH



### ERIC MANGINI

BORN: 1971

BIRTHPLACE: HARTFORD, CT

COLLEGE: WESLEYAN (CONN.)

HIRED: JANUARY 17, 2006

HONOR: 2006 AFC COACH OF THE YEAR

When Eric Mangini took over the Jets, he brought with him the understanding of what it takes to win in the NFL. It starts with the number ONE.

*"One meeting. One practice. One period. One rep. One game. That's the goal. ...That's been the goal throughout the whole season. Complete focus on the task. If you do that then everything else takes care of itself. If you get caught up in the past or the future, any of those things that are on the periphery, then you lose sight of what's important. It's just the one thing that you're doing at that one moment, and that's going to give you the best chance for success."*

That vision translated positively on the field. In his rookie season as head coach, Mangini led the Jets to a 10-6 record and a trip to the AFC Wild Card Game. In the face of unanimous forecasts of gloom and doom for the 2006 Jets, who had the youngest coach in the NFL, a quarterback coming off two shoulder surgeries and a team that was 4-12 the year before, Mangini's Jets found ways to win. They used an innovative, multiple-formation offense that emphasized the strengths of quarterback Chad Pennington, who had career-high numbers while starting every game for the first time in his career, combined with a defense that morphed each week depending on the opponent.

### MANGINI'S CORE JET VALUES

**-Do your job first and trust that the other guy does his job:** "If you do your job first you can fix the problems, you understand, if there is a breakdown, how to get those things taken care of."

**-Communication:** "We always talk about the fact that it's better to all be wrong together rather than a situation where half the guys will be right, half the guys will be wrong. Anything that comes up can be handled through talking about it. It may not be perfect, but it's so much better to work out the look or the adjustment together than assume that the person has it worked out and then realize after the play that it isn't (fixed)."

**-Focus:** "That's been ongoing, whether it be the five second rule or not worrying about the past or future."

**-Finish:** "It's the play, it's the practice, it's the meeting. It's everything you do right down to the end because you never know what opportunity is going to be created by you running the football or what opportunity you're going to miss if you don't."

Mangini's mantra that the best players will play regardless of status or contract gave wide receiver Jerricho Cotchery an opportunity to become a starter. Cotchery capitalized on that chance with 82 catches for 961 yards and six touchdowns in 2006 after catching only 25 balls in his first two NFL seasons. On defense, Bryan Thomas bulled his way to a career-high 8.5 sacks off the end and Kerry Rhodes emerged as one of the leagues best blitzing safeties, picking his spots for five sacks to go with his four interceptions.

Mangini's efforts were recognized when he was named AFC Coach of the Year by the Kansas City Committee of 101.

### CORE QUALITIES

The only people who were not surprised by the Jets' winning season were those within the organization and those who really know Eric Mangini. Upon being named the 14th full-time head coach of the New York Jets on January 17, 2006, Mangini already had his plan in mind.

*"It's a team-oriented approach. We have core players here that also share our values and have the characteristics that we're looking for. There are certain core qualities that we want organizationally: Smart. Tough. Hard Working. Competitive. Selfless. Guys to whom Football Is Important. I've seen those characteristics translate into really positive things. I fundamentally believe in those things. I've outlined that to the whole team on several occasions. That's a big part of the evaluation process. Those are the guys we're looking for."*

### FIRST TIME AROUND

Mangini is in his second tour of duty with the Jets, having previously served on Bill Parcells' staff from 1997-1999, where he worked primarily as the defensive assistant/quality control coach responsible for advance opponent film breakdowns and analysis.

In 1999, the Jets' defense ranked third in the AFC with 24 interceptions, the team's highest total since 1969. In 1998, the Jets' defense surrendered just 16.6 points per game, the third lowest single-season average in franchise history and helped the Jets to a 12-4 overall record and their first AFC East title, advancing to the AFC Championship game.



MANGINI YEAR-BY-YEAR

Year	Team	Position	Record	Finish
2006	Jets	Head Coach	10-6	2nd place AFC East- AFC Wild Card
2005	Patriots	Defensive Coordinator	10-6	AFC East Champions/AFC Divisional Playoffs
2004	Patriots	Defensive Backs Coach	14-2	AFC East Champions/Super Bowl Champions
2003	Patriots	Defensive Backs Coach	14-2	AFC East Champions/Super Bowl Champions
2002	Patriots	Defensive Backs Coach	9-7	
2001	Patriots	Defensive Backs Coach	11-5	AFC East Champions/Super Bowl Champions
2000	Patriots	Defensive Backs Coach	5-11	
1999	Jets	Def. Assistant/Quality Control	8-8	
1998	Jets	Def. Assistant/Quality Control	12-4	AFC East Champions/AFC Champ. Game
1997	Jets	Def. Assistant/Quality Control	9-7	
1996	Ravens	Off. Assistant/Quality Control	4-12	
1995	Browns	Coaches Assistant	5-11	

THE SUPER BOWL YEARS

Between his stints with the Jets, Mangini spent six seasons with the New England Patriots under head coach Bill Belichick. He was the defensive backs' coach for five years before he was promoted to defensive coordinator for the 2005 season.

In his first five seasons with the Patriots, Mangini tutored a secondary that earned five Pro Bowl selections and evolved into one of the NFL's most successful defensive backfields. The performance of the Patriots secondary and its ability to succeed despite key injuries earned high acclaim in the 2004 Super Bowl run. Mangini was at his best, teaching veteran wide receiver Troy Brown how to play cornerback in his 12th season in the NFL. Brown responded by tying for second on the team with three interceptions and recorded 17 tackles to go along

with his 17 receptions on offense. Mangini also converted linebacker Don Davis into a safety, where Davis started two games late in the season.

Despite the personnel changes in the secondary, the unit was a crucial part of the Patriots' success, particularly in the playoffs. During the regular season, seven different members of the secondary recorded at least one pick, while defensive backs accounted for half of the team's 36 takeaways. In the postseason, the defensive backs recorded six interceptions in three games, with Rodney Harrison accounting for four picks, including one returned for a touchdown.

During the 2003 Super Bowl-winning campaign, the secondary was an integral part of a dominating defense that led the NFL by allowing 14.9 points per game. The pass defense led the NFL in four key categories - interceptions (29), fewest touchdown receptions allowed (11), opponents' passer rating (56.2) and passes defended (121).

In 2001, the Patriots' first Super Bowl year, the defense allowed just 17 points per game, including 22 interceptions, with five returned for touchdowns by defensive backs. Ty Law added another interception in the Super Bowl that he returned 47 yards for a touchdown.



HOW HE GOT HERE


Mangini was planning on becoming an investment banker after college, but he discovered a passion for coaching while studying abroad at Melbourne University in Australia during the second semester of his junior and senior years of college. He was the head coach/defensive coordinator for the Kew Colts, a semi-professional football team. Mangini led the Colts to a 22-3-1 record and two championships. He also worked as an

QUOTING COACH MANGINI

**ON THE 2006 SEASON:** "There were a lot of positive things. I can't stress enough the players' hard work. They worked extremely hard. They worked hard for a long time. I thought they supported each other well. I thought that they played really good team football. I thought that we made a lot of progress in terms of situational football, just the moving forward week to week. To me, that's what was most successful, is continuing to build on a weekly basis. That's what I was extremely happy with."

**ON HIS CONSISTENT MESSAGE ALL SEASON:** "When I talked to the team in the first meeting, I outlined the things I believed in philosophically. The reason I believed in them was because I've seen them work, it's what I committed to. That hasn't wavered. When you do have success, it definitely reinforces the philosophy. That's positive. I think regardless of how we finished, the philosophy would stay the same because there were core things over time that I've seen work, and that's what I believe in."





intern for the New England Crusaders, a minor league football team in his hometown of Hartford, CT.

Following his graduation from Wesleyan University, Mangini was intent on getting his foot in the door in the NFL, and began his NFL career as a ballboy with the Cleveland Browns in 1994. He then moved into an intern position in the Browns' public relations department where his efforts were noticed by then-Cleveland head coach Belichick, who offered Mangini a position on his Browns' coaching staff in 1995. When the Browns relocated to Baltimore in 1996, Mangini moved with the franchise and joined Ted Marchibroda's staff, where he first came in contact with the no-huddle style of offense the Jets employed in 2006. He re-joined Belichick on Parcells' Jets staff in 1997.

#### PLAYING CAREER

Mangini played nose tackle and earned four letters (1989-90, '92-93) at Wesleyan University in Middletown, Connecticut. He set a school record with 36.5 sacks, including 22 during his final two seasons. At the end of his collegiate playing career, Mangini ranked second in school history in total tackles. He was voted a first-team All-Star by NESCAC and ECAC-New England Division III. He also earned third-team All-American honors and All-East Coast in 1992-93. In addition to his football stardom, Mangini earned two varsity letters in wrestling. He graduated from Wesleyan in 1994 with a degree in political science.

#### OFF-THE-FIELD

Mangini was born on January 19, 1971, in Hartford, CT. He attended Bulkeley High School in Hartford, where he received

The Brian Piccolo Award for outstanding athletic and academic achievement and was named the Athlete of the Year, as well as the Scholar Athlete of the Year, as a senior. Mangini returned to his high school during three consecutive summers (1989-91) as an assistant football coach.

In 1988, he received the scholar-athlete award from the National Football Foundation and College Hall of Fame (Northern Connecticut Chapter). Mangini continues to maintain strong ties to his hometown.

He hosts a one-day Football Fundamentals Mini-Camp in Hartford at Bulkeley High School each year. The camp was first held in 2002, giving athletes in grades 8-12 a chance to be taught by some of the NFL's top players and coaches. In 2006, more than 700 participants benefited from the day-long clinic, where more than 75 coaches and players from the NFL and 50 college and high school coaches served as instructors.

Proceeds from the camp benefit The Carmine and Frank Mangini (CFM) Foundation. The CFM Foundation was founded by Eric Mangini and his brother, Kyle, to benefit under-resourced children. In addition to the football fundamentals mini-camp, CFM provides computer scholarships to deserving seniors continuing on to college, mini-grants to teachers to support programs that may not be covered in their budgets, and funding for capital improvement projects.

Mangini and his wife, Julie, have also become active supporters of the Alliance for Lupus Research, among other charitable endeavors they have supported since he rejoined the New York Jets. Eric and Julie, have two sons, Jake and Luke.





## OFFENSIVE COORDINATOR

SCHOTTENHEIMER



### BRIAN SCHOTTENHEIMER

EXPERIENCE: SEVENTH NFL SEASON, SECOND WITH THE JETS

Brian Schottenheimer was named the Jets' offensive coordinator on January 30, 2006, coming to the Jets after serving as quarterbacks' coach for the San Diego Chargers for four seasons (2001-05)...Schottenheimer's offensive scheme, featuring multiple sets and flexibility, as well as a no-huddle component, took full advantage of the Jets' personnel in 2006...QB Chad Pennington completed 65 percent of passes for a career-best 3,352 yards...WR Jerricho Cotchery (82-961-6) and rookie RB Leon Washington (920 rushing and receiving yards) both emerged as viable options under Schottenheimer...Cotchery and Laveranues Coles (91-1,098-6) combined for the most catches by any receiver tandem in Jets' franchise history...He was instrumental in the development of Drew Brees...Under Schottenheimer's tutelage in 2005, Brees completed 64.6 percent of his passes for a career-best 3,576 yards and tied for fourth in the NFL with 24 TD passes...Brian is the son of former Chargers, Redskins, Chiefs and Browns head coach Marty Schottenheimer...Prior to his stint in San Diego, the younger Schottenheimer worked for his father on two previous occasions: as quarterbacks' coach for the Washington Redskins in 2001 and as offensive assistant/quality control coach for the Kansas City Chiefs in 1998...Made his NFL coaching debut in 1997 as an offensive assistant for the St. Louis Rams...Gained two years of coaching experience at the collegiate level, tutoring tight ends at Southern California in 2000 and wide receivers at Syracuse in 1999.



#### PLAYING CAREER

Was a three-year letterman QB at the University of Florida, serving as backup to Heisman Trophy winner Danny Wuerffel during the Gators' 1996 National Championship season. Graduated from Blue Valley High School in Overland Park, KS, before matriculating to Kansas and then to Florida.



#### OFF THE FIELD

Wife, Gemmi, son, Sutton and daughter, Savannah.

#### BRIAN SCHOTTENHEIMER'S FOOTBALL CAREER

Years	Team/School	Position
1992	Kansas	Quarterback
1993-96	Florida	Quarterback
1997	St. Louis Rams	Offensive Assistant
1998	Kansas City Chiefs	Offensive Assistant
2000	Southern California	Tight Ends
2001	Washington Redskins	Quarterbacks
2002-05	San Diego Chargers	Quarterbacks
2006-	New York Jets	Offensive Coordinator

## DEFENSIVE COORDINATOR



### BOB SUTTON

EXPERIENCE: EIGHTH NFL SEASON, EIGHTH WITH THE JETS

Bob Sutton was promoted to defensive coordinator on February 20, 2006, after coaching the linebackers for three different coordinators over six seasons...In 2005, he coached LB Jonathan Vilma to his first Pro Bowl appearance after he finished with an NFL-leading 187 tackles...In 2004, he fielded three new full-time starting linebackers (Eric Barton, Victor Hobson and Jonathan Vilma) who, at season's end, had combined for 297 tackles, 4.5 sacks, nine PD and five interceptions...His group helped the Jets' defense finish fourth in the NFL in fewest points allowed with 261 and fifth



against the run, holding opponents to 97.9 rushing yards per game...Under Sutton's tutelage, Vilma became only the third Jet in Club history to be voted AP NFL Defensive Rookie of the Year after finishing the season with 118 tackles, two sacks, three pressures and three interceptions...In 2003, Sutton's group finished with 465 tackles and four sacks, helping to hold Jets' opponents to 18.7 points per game (eighth best in NFL)...In 2001, the Jets were the only team to place three linebackers in the NFL's Top 25 in tackles...All three starters finished with more than 100 tackles...In his first year with the Jets in 2000, Sutton oversaw a Jets 3-4 defense under Al Groh which was led consistently by play from Marvin Jones' 135 tackles and Mo Lewis' 88 tackles and team-high 10 sacks, which earned Lewis his third consecutive Pro Bowl appearance...Prior to joining the Jets, Sutton spent nine years as the head coach at Army (1991-99) and achieved remarkable success, including guiding the Cadets to just their fourth Bowl appearance in school history...His nine seasons at West Point placed him second in tenure at Army, trailing only legendary Earl "Red" Blaik, who guided the Cadets for 18 seasons...Finished his Army career with a mark

of 44-54-1...Rattled off 11 straight victories from 1995-96, the longest winning streak at the school in five decades...The Cadets finished as the nation's top-ranked rushing offense in 1993, 1996 and 1998, and only once in those years did the Cadets not finish in the top five rushing attacks in the country...In 1996, Sutton led the Cadets to one of their finest seasons in history notching an Academy-record 10 victories and earning a spot in the Independence Bowl...His offense set a school record for total offense in a single season, while the defense, led by current Jets assistant coach, LB Ben Kotwica, was ranked ninth in total defense and sixth in rushing defense...Sutton became the first Army coach to defeat Navy five straight times (1992-96)...Won the Commander-in-Chief's Trophy in 1996...His efforts were recognized as he won the Bobby Dodd Coach of the Year Award, making him the first Army coach since Tom Cahill in 1966 to earn the award...Was also one of six finalists for the Bear Bryant Coach of the Year Award, was named the Metropolitan Football Writers Division I Coach of the Year and the GTE Regional Coach of the Year by the American Football Coaches Association...the Cadets finished the season ranked in the top 25 for the first-time since 1985...In 1982 he served as the running backs' coach at North Carolina State under Monte Kiffin...Had a pair of turns at Western Michigan under Elliott Uzelac (1980-81 and 1975-76), serving first as defensive coordinator and later as offensive coordinator...Was a defensive coordinator and linebackers' coach at Illinois (1977-79) under Gary Moeller...In 1974, he was the linebackers' coach at Syracuse for Frank Maloney...In 1972-73 Sutton had his first coaching job as a graduate assistant at the University of Michigan for Bo Schembechler.

#### OFF THE FIELD

Wife, Debbie, son, Andrew and daughter, Sarah...Born in Ypsilanti, MI...Earned his Physical Education degree from Eastern Michigan.

#### BOB SUTTON'S FOOTBALL CAREER

Years	Team/School	Position
1972-73	Michigan	Graduate Assistant/LB/DB
1974	Syracuse	Linebackers
1975-76	Western Michigan	Defensive Coordinator/Linebackers
1977-79	Illinois	Defensive Coordinator/Linebackers
1980-81	Western Michigan	Offensive Coordinator/QB/WR
1982	North Carolina State	Running Backs
1983-90	Army	Defensive Coordinator
1991-99	Army	Head Coach
2000-2005	New York Jets	Linebackers
2006-	New York Jets	Defensive Coordinator

## SPECIAL TEAMS COORDINATOR



### MIKE WESTHOFF

EXPERIENCE: 25TH NFL SEASON, SEVENTH WITH THE JETS

Mike Westhoff begins his seventh season in charge of the Jets' special teams...Since joining the Jets in 2001, Westhoff's units have annually ranked among the top units across the board in overall special teams rankings...Second-year kick returner Justin Miller was elected to the Pro Bowl in 2006, averaging 28.3 yards per return and taking back two kicks for touchdowns...Miller has scored three touchdowns on kickoffs in his career and has a Jets' best career average of 27.2 per return...Second-year kicker Mike Nugent made his final 18 field goal attempts in 2006, including a 54-yarder and 52 yards. Nugent finished the season 24-of-27 after he was 1-for-3 on the opening weekend...His punt coverage unit did not allow a return over 18 yards in 2006...In 2004, the team's punt coverage unit was tied for fourth in the NFL in yards allowed per return, allowing



opponents just 6.5 yards per return...In 2003, Westhoff again fielded a dangerous, highly-respected unit that finished second in the NFL in kickoff return average (24.4) and fourth in average start (31.6) and gross punting average (36.9)...During Westhoff's first two seasons (2001-02), the Jets' kickoff coverage and kickoff return units combined to rank first in the NFL...In 2002, the Jets' return teams scored four touchdowns, two each on punts and kickoffs and placed first in punt return average (16.0) in the NFL...The punt return unit was the only unit in the NFL to have 10 returns over 20 yards, while his punt coverage team was the only in the NFL not to allow a return of 20 yards or more in 2002...In 2001, the Jets' special teams units gave the offense and defense a combined starting field position ranked first in the NFL (kickoff coverage ranked fifth with an average start at the opponents, 26.6-yard line, kickoff returns ranked second with an average start of the 31.2-yard line)...In 2001, the Jets' special teams also blocked two punts and returned both for touchdowns...Came to the Jets after 15 years with the Miami Dolphins...Was cited in a vote by his peers as the "NFL Special Teams Coach of the Year" for his work during the 2000 season...From 1996-99, Westhoff produced the top-ranked punt and kickoff coverage units...During his career, Westhoff has worked with some of the NFL's premier specialists including Rohn Stark, Reggie Roby, Raul

Allegre, Dean Biasucci, Fuad Reveiz, Pete Stoyanovich, John Kidd, Joe Nedney and Olindo Mare...Prior to joining the Dolphins, Westhoff spent a year (1985) as the offensive line coach for the USFL's Arizona Outlaws, and before that, he served three seasons (1982-82) with the NFL's Indianapolis Colts as the offensive line, tight ends and special teams coach...Began his coaching career as a graduate assistant at Indiana University, where he also earned his Masters degree in educational psychology in 1974...Was the freshman coach at Indiana in 1975 before moving on to coach the offensive line at Dayton in 1976...Was both the defensive line and linebackers coach at Indiana State in 1977...Coached the offensive line at Northwestern (1978-80) and at TCU (1981).

#### PLAYING CAREER

Began his collegiate playing career at Wyoming in 1965, where he was a starting outside linebacker as a freshman for the Cowboys...Transferring to Wichita State, he started for three years at both center and linebacker, where Bill Parcells was the defensive coordinator...Was voted the team MVP as a junior and served as team captain as a senior before graduating in 1970 with a history degree.

#### OFF THE FIELD

Westhoff was born in Pittsburgh...In 1989, the Dolphins' players honored Westhoff's dedication and courage by awarding him the NFL's Ed Block Courage Award as he battled bone cancer. Despite the treatments he endured, he continued to coach full-time...Was inducted into the Western Chapter of the Pennsylvania Sports Hall of Fame in 2000...Son, John, played football and graduated from Penn and works in Manhattan.

#### MIKE WESTHOFF'S FOOTBALL CAREER

Years	Team/School	Position
1965	Wyoming	Linebacker
1967-69	Wichita State	Center/Linebacker
1974	Indiana	Graduate Assistant
1975	Indiana	Freshman Coach
1976	Dayton	Offensive Line
1977	Indiana State	Defensive Line/Linebackers
1978-80	Northwestern	Offensive Line
1981	TCU	Offensive Line
1982-84	Balt./Indianapolis Colts	Offensive Line/Tight Ends/Special Teams
1985	Arizona Outlaws (USFL)	Offensive Line
1986-2000	Miami Dolphins	Special Teams
2001-2003	New York Jets	Special Teams Coordinator
2004-2005	New York Jets	Assistant Head Coach/ Special Teams Coordinator
2006-	New York Jets	Special Teams Coordinator



## ASSISTANT COACHES



### MIKE BLOOMGREN QUALITY CONTROL - OFFENSE

EXPERIENCE: FIRST NFL SEASON, FIRST WITH THE JETS

Mike Bloomgren joins the Jets after serving as the offensive coordinator at Delta State University (Mississippi) where his Statesmen passed for over 7,500 yards in two seasons and advanced to the semifinals of the NCAA Division II Playoffs in 2006...Before Delta State, Bloomgren held the role of co-offensive coordinator at Catawba College (North Carolina) and led the Indians to the South Atlantic Conference Championship in 2003 and to the NCAA Division II playoffs in 2002 and 2004...While at the University of Alabama, Bloomgren worked under both Mike Dubose as a defensive graduate assistant and under Dennis Franchione as a graduate assistant on the offensive line where they won the SEC in 1999...He started his coaching career as an undergraduate assistant under Bobby Bowden at Florida State University where the Seminoles claimed two ACC Championships.

#### OFF THE FIELD

In 1999, Bloomgren graduated magna cum laude with a bachelors degree in Sports Management from FSU...In 2001, earned a Masters in Higher Education at Alabama...is married to the former Lara Parr...They have one son, Tyler.

#### MIKE BLOOMGREN'S FOOTBALL CAREER

Years	Team/School	Position
1997-1998	Florida State University	Undergraduate Coach
1999-2000	University of Alabama	Defensive Graduate Assistant
2001	University of Alabama	Offensive Line Graduate Assistant
2002-2004	Catawba College	Co-Offensive Coordinator
2005-2006	Delta State University	Offensive Coordinator
2007	New York Jets	Quality Control - Offense



### BRYAN COX ASSISTANT DEFENSIVE LINE

EXPERIENCE: 14TH NFL SEASON, FIFTH WITH THE JETS

Bryan Cox joined the Jets' coaching staff on February 20, 2006, following four seasons working for various media outlets in a variety of roles...Cox is a veteran of 12 NFL seasons as an emotional leader and one of the most intimidating LB in the game, including three years with the New York Jets.

#### OFF THE FIELD

A native of East St. Louis, IL, Cox and wife, Kim have three daughters, Lavonda, Brittani, and Chiquita, and a son, Bryan Jr....Cox earned his degree in Mass Communication from Western Illinois University.

#### PLAYING CAREER

Cox played in 165 regular-season games, making 144 starts, while with the Miami Dolphins (1991-95), Chicago Bears (1996-97), Jets (1998-2000), New England Patriots (2001) and New Orleans Saints (2002)...He won a Super Bowl ring with the Patriots in 2001 following their victory over the St. Louis Rams in Super Bowl XXXVI...During his career, Cox amassed 645 tackles, 51.5 sacks, 37 passes defended and four interceptions...Cox was a first-team All-America selection out of Western Illinois University as a senior after leading his team with 118 tackles, three sacks, two forced fumbles, five blocked kicks, 10 passes defended and four interceptions, one of which he returned for a TD...Was the second pick of the fifth round in the 1991 draft by the Miami Dolphins.

#### BRYAN COX'S FOOTBALL CAREER

Years	Team/School	Position
1987-90	Western Illinois	Linebacker
1991-95	Miami Dolphins	Linebacker
1996-97	Chicago Bears	Linebacker
1998-2000	New York Jets	Linebacker
2001	New England Patriots	Linebacker
2002	New Orleans Saints	Linebacker
2006-	New York Jets	Assistant Defensive Line Coach



## BRIAN DABOLL

### QUARTERBACKS

EXPERIENCE: EIGHTH NFL SEASON, FIRST WITH THE JETS

Brian Daboll enters his first season with the New York Jets, responsible for working with the quarterbacks...Spent the previous seven seasons working with the New England Patriots where he earned three Super Bowl rings...Coached New England wide receivers for the last five seasons...Joined the Patriots in 2000 as a defensive coaching assistant and held that role for two seasons before being promoted to wide receivers coach...Also worked as a graduate assistant for Nick Saban at Michigan State.

#### PLAYING CAREER

Daboll started for two seasons as a safety for the University of Rochester. As a senior, he recorded three interceptions in one game.

#### OFF THE FIELD

Daboll was born in Welland, Ontario, Canada. He attended St. Francis High in Buffalo, NY, lettering in football. He has a son Christian, and daughter, Haven.

#### BRIAN DABOLL'S FOOTBALL CAREER

Years	Team/School	Position
1994-97	Rochester	Safety
1997	William & Mary	Restricted Volunteer Earnings/Defense
1998	Michigan State	Administrative Assistant
1999	Michigan State	Graduate Assistant/Defense
2000-01	New England Patriots	Defensive Assistant
2002-06	New England Patriots	Wide Receivers
2007	New York Jets	Quarterbacks



## MIKE DEVLIN

### OFFENSIVE LINE

EXPERIENCE: 13TH NFL SEASON, SECOND WITH THE JETS

Mike Devlin joined the Jets' coaching staff on February 20, 2006...Served as offensive line coach for the Toledo Rockets of the Mid-American Conference in 2004-05...In 2005 he coached an offensive line that plowed the way for the 11th-ranked offense in the country (459.2 yards/game)...Helped develop T Nick Kaczur into a third-round draft pick (2005) by the New England Patriots...Began his coaching career as the offensive quality control coach for the Arizona Cardinals in 2000 before being promoted to assistant offensive line coach in 2001.

#### PLAYING CAREER


Selected in the fifth round of the 1993 NFL draft by the Buffalo Bills and played in 101 regular season games over seven seasons, from 1993-95 with the Bills and from 1996-99 with the Cardinals...Appeared in Super Bowl XXVIII with the Bills...Earned All-America honors at the University of Iowa and was a semifinalist for the Outland Trophy as the nation's top interior lineman in 1992...Was named Big Ten Offensive Lineman of the Year in 1992 in addition to being tabbed Big Ten MVP by the Chicago Tribune...Earned All-America honors at Cherokee High School in Marlton, NJ, before matriculating to Iowa.

#### OFF THE FIELD

Born in Blacksburg, VA...He and his wife, Julie have four children, sons Zachary and Matthew and daughters, Hallie and Carlie.

#### MIKE DEVLIN'S FOOTBALL CAREER

Years	Team/School	Position
1989-92	Iowa	Offensive Line
1993-95	Buffalo Bills	Offensive Line
1996-99	Arizona Cardinals	Offensive Line
2000	Arizona Cardinals	Offensive Quality Control
2001-03	Arizona Cardinals	Assistant Offensive Line
2004-05	Toledo	Offensive Line
2006	New York Jets	Tight Ends / Assistant Offensive Line
2007	New York Jets	Offensive Line



## ANDY DICKERSON

### QUALITY CONTROL - DEFENSE

EXPERIENCE: FOURTH NFL SEASON, SECOND WITH THE JETS

Andy Dickerson was named to the position of quality control/defense coach on February 20, 2006...Began his professional career as a training camp intern for the Washington Redskins in 2003 before spending that season as a Graduate Assistant on offense with Tufts University...He was an operations intern with the New England Patriots in 2004 before being hired on a full-time basis in 2005.

#### PLAYING CAREER

Dickerson played on Tufts University's offensive line from 1999-2002...Was captain at Tower Hill HS, where he played offensive and defensive line.

#### OFF THE FIELD

Hails from Wilmington, DE...Was a three-sport captain in football, wrestling and track & field at Tower Hill HS.

#### ANDY DICKERSON'S FOOTBALL CAREER

Years	Team/School	Position
1999-2002	Tufts University	Offensive Line
2003	Washington Redskins	Training Camp Operations Intern
2003	Tufts University	Football Graduate Assistant / Offense
2004	New England Patriots	Operations Intern
2005	New England Patriots	Operations
2006-	New York Jets	Coaches Assistant



## JEROME HENDERSON

### ASSISTANT SECONDARY COACH/DIRECTOR OF PLAYER DEVELOPMENT

EXPERIENCE: 10TH NFL SEASON, FOURTH WITH THE JETS

After spending last season as the Director of Player Development, Jerome Henderson adds the title of assistant secondary coach, where he will work with secondary coach Mike MacIntyre in coaching the defensive backs...Also Director of Player Development, responsible for overseeing both the on- and off-field development of the Jets' players, helping young players become acclimated to the NFL.

#### PLAYING CAREER

Henderson spent eight seasons as a defensive back in the NFL, playing for four teams, including a two-year stint with the Jets...Originally a Patriots' second round pick (41st overall) in the 1991 NFL Draft...Appeared in 98 career games, totaled nine interceptions and played in two Super Bowls, with the Bills in Super Bowl XXVIII and with New England in Super Bowl XXXI. On March 17, 1997, he signed with the Jets.

#### OFF THE FIELD

Served as Vice President of HomeBanc Mortgage Corp. in Raleigh, N.C before re-entering the NFL with the New York Jets ...He and wife Traci are the parents of 13-year-old Jazmin, and 11-year-old twins, daughter, Taylor, and son, Tyler.

#### JEROME HENDERSON'S FOOTBALL CAREER

Years	Team/School	Position
1987-90	Clemson	Cornerback
1991-93	New England Patriots	Cornerback
1993-94	Buffalo Bills	Cornerback
1995	Philadelphia Eagles	Cornerback
1996	New England Patriots	Cornerback
1997-98	New York Jets	Cornerback
2006	New York Jets	Director of Player Development
2007	New York Jets	Asst. Secondary Coach/Dir. of Player Dev.



## **JIM HERRMANN** **LINEBACKERS COACH**

**EXPERIENCE: SECOND NFL SEASON, SECOND WITH THE JETS**

Jim Herrmann was named the Jets' linebackers' coach on February 20, 2006...He enters his second year with the Jets following 17 seasons as a coach with the Michigan Wolverines...Served nine seasons as Defensive Coordinator at Michigan since 1995...In his first year, Herrmann led a Wolverine defense to No. 1 rankings in pass efficiency, total defense, and scoring defense, which led to a 1997 national championship...Herrmann was the recipient of the Broyles Award for National Assistant Coach of the Year in 1997...Guided a defense that held 47 opponents under 100 rushing yards during his tenure as coordinator...During three occasions, his defense led the Big Ten in sacks ('97, '01 and '02) including school-record 50 sacks in 2001...Coached six All-Americans since he was appointed Defensive Coordinator, including Marlin Jackson and Charles Woodson, who won national Defensive Player of the Year and the Heisman Trophy as a senior.

### **PLAYING CAREER**

Played LB at Michigan and was a member of the first Rose Bowl team coached by Bo Schembechler...Was prep standout at Dearborn Divine HS where he was a three-sport athlete and a standout senior linebacker.

### **OFF THE FIELD**

Wife, Ann, daughter, Jessica, and sons, Cory and Timothy ...Herrmann hails from Dearborn Heights, MI...Earned a Bachelor of Arts degree in Education in 1983.

### **JIM HERRMANN'S FOOTBALL CAREER**

Years	Team/School	Position
1980-83	Michigan	Linebacker
1984	Notre Dame High School	Assistant
1985	St. Mary's High School	Assistant
1986-87	Michigan	Graduate Assistant
1988-89	Michigan	Volunteer Coach
1990-94	Michigan	Inside Linebackers
1995-96	Michigan	Linebackers/Special Teams
1997-2005	Michigan	Defensive Coordinator/Linebackers
2006-	New York Jets	Linebackers



## **BEN KOTWICA** **QUALITY CONTROL - DEFENSE/ASST. SPECIAL TEAMS**

**EXPERIENCE: FIRST NFL SEASON, FIRST WITH THE JETS**

Ben Kotwica comes to the Jets after two seasons as the defensive coordinator at the U.S. Military Academy Preparatory School.

### **PLAYING CAREER**

Kotwica was a three-year starter at linebacker and captain of the winningest team in Army history, leading the Black Knights to a 10-2 record and the Commander-in-Chief trophy in 1996, while playing for current Jets' defensive coordinator Bob Sutton.

### **OFF THE FIELD**

Kotwica is a decorated officer who spent seven years in the Army after graduating from West Point. His awards include the Army Achievement Medal, the Army Commendation Medal, the Meritorious Service Medal and the Bronze Star...Fiancee, Christina, who has two children, daughter, Analyssa, and son, Christian.

## **FROM HELICOPTERS TO JETS**

Kotwica was commissioned as a 2nd Lieutenant in the Aviation Branch of the Army and was selected to fly the AH-64 Apache Longbow, the world's best attack helicopter. He was an Attack Helicopter Platoon Leader in support of the 82nd Airborne Division from 1998-2001, where he was responsible for the health and welfare of 20 soldiers. In 2000, Kotwica was deployed to Bosnia-Herzegovina for eight months before returning to the states to attend the Aviation Captain Career course. He completed the course in the top 10 percent of his class.

In 2002, Kotwica returned overseas to Camp Page Korea where he served as the Military Intelligence Officer for six months. In early 2003, he was selected to serve as the Battalion Executive Officer for a unit comprised of over 300 soldiers, 24 attack helicopters and more than \$400 million worth of equipment. In January 2004, Kotwica

made a brief return to Fort Hood, Texas to serve as the Training Officer for the 1st Cavalry Division. Two months later, he was deployed to Iraq in support of Operation Iraqi Freedom II.

While in Iraq, Kotwica served as a Combat Attack Helicopter Commander and flew over 1,000 combat hours in support of five maneuver Brigades within the 1st Cavalry Division. His missions included convoy security operations, VIP escorts for President Bush, Secretary of Defense Donald Rumsfeld and Secretary of State Condoleezza Rice, and search and destroy missions to suppress insurgent activities.

In March 2005, CPT. Kotwica returned to Fort Hood, where he decided to depart the military with over seven years of meritorious service.





## MIKE MACINTYRE SECONDARY

EXPERIENCE: FIFTH NFL SEASON, FIRST WITH THE JETS

Mike MacIntyre joins the Jets as the secondary coach after four seasons as an assistant coach with the Dallas Cowboys...Coached the Cowboys' safeties in 2006 and served as a secondary assistant from 2003-2005...Worked with safety Roy Williams, who went to four consecutive Pro Bowls...Prior to joining the Cowboys staff, MacIntyre coached wide receivers (1999-2000) and secondary (2001-02) at Mississippi; defensive backs at Temple (1997-98); served as the defensive coordinator at Tennessee-Martin (1993-96); the defensive coordinator at Davidson (1992); and a graduate assistant at Georgia (1991).

### PLAYING CAREER

MacIntyre played two seasons (1986-88) at free safety and punt returner for Georgia Tech after transferring from Vanderbilt, where he also played two seasons (1984-85).

### OFF THE FIELD

Born in Miami, FL, MacIntyre graduated Georgia Tech in 1989 with a Bachelor's Degree in Business Management...Earned his Master's Degree in Education with an emphasis on Sports Management from the University of Georgia in 1991...MacIntyre grew up in a football family. His dad, George, served as Vanderbilt's head coach from 1979-85. Mike and his wife, Trisha, have three children; daughter, Jennifer, sons, Jay, Michael, and Jonston.

### MIKE MACINTYRE'S FOOTBALL CAREER

Years	Team/School	Position
1984-85	Vanderbilt	Defensive Back
1986-88	Georgia Tech	Free Safety
1991	University of Georgia	Graduate Assistant
1992	Davidson College	Defensive Coordinator
1993-96	University Tennessee-Martin	Defensive Coordinator
1997-98	Temple University	Defensive Backs
1999-2000	University of Mississippi	Wide Receivers
2001-02	University of Mississippi	Secondary
2003-05	Dallas Cowboys	Secondary Assistant
2006	Dallas Cowboys	Safeties
2007	New York Jets	Secondary



## NOEL MAZZONE WIDE RECEIVERS

EXPERIENCE: SECOND NFL SEASON, SECOND WITH THE JETS

Noel Mazzone was named the New York Jets' wide receivers coach on February 20, 2006...Mazzone came to the Jets after one season (2005) as the offensive coordinator/quarterbacks' coach at Mississippi...Under Mazzone, the Jets WR tandem of Jerricho Cotchery and Laveranues Coles combined for the highest total of receptions (173) by a Jets tandem in franchise history...Cotchery posted 82 catches in 2006 after a combined 25 in his first two seasons...From 2003-04 Mazzone served as the offensive coordinator and tight ends coach at North Carolina State...While at NCSU he mentored the potent passing combination of Chargers' Philip Rivers and Jets' Jerricho Cotchery...In 2002, Mazzone served as the special teams coordinator and running backs' coach for Oregon State...Was the offensive coordinator/quarterbacks' coach at Auburn from 1999-2001...From 1994-98 Mazzone served as the offensive coordinator and quarterbacks' coach at Ole Miss...Coached the QBs at the University of Minnesota from 1992-94...Coached the quarterbacks and receivers at Texas Christian from 1987-91 and prior to that coached the same skill positions at Colorado State from 1982-86...Served as an assistant coach at Boulder (CO) HS in 1981 after spending the 1980 season as a graduate assistant at the University of New Mexico.

### PLAYING CAREER

Quarterbacked New Mexico from 1975-79.

### NOEL MAZZONE'S FOOTBALL CAREER

Years	Team/School	Position
1975-79	New Mexico	Quarterback
1980-81	New Mexico	Graduate Assistant
1981	Boulder High School	Assistant Coach
1982-86	Colorado State	Quarterbacks/Receivers
1987-91	TCU	Quarterbacks/Receivers
1992-94	Minnesota	Quarterbacks Coach
1994-98	Mississippi	Offensive Coordinator/Quarterbacks
1999-2001	Auburn	Offensive Coordinator/Quarterbacks
2002	Oregon State	Special Teams Coordinator/Running Backs
2003-2004	North Carolina State	Offensive Coordinator/Tight Ends
2005	Mississippi	Offensive Coordinator/Quarterbacks
2006-	New York Jets	Wide Receivers



## JASON MICHAEL

### ASSISTANT TIGHT ENDS

EXPERIENCE: THIRD NFL SEASON, SECOND WITH THE JETS

Jason Michael was named to the Jets' coaching staff on February 20, 2006...Michael is the assistant tight ends coach after spending last season as the offensive quality control coach...Prior to joining the Jets he worked as offensive quality control coach and video assistant for the Oakland Raiders in 2005...Michael began his coaching career in 2003 as a graduate assistant at the University of Tennessee before moving to the Raiders...He spent two years at Tennessee assisting the defensive staff by working with the safeties and also assisted with the special teams.

#### PLAYING CAREER

From 1999-2002, Michael was a quarterback for Western Kentucky, throwing for more than 1,600 yards and rushing for 700 yards, thus amassing over 2,300 yards in total offense his senior year...in 2002 he led the Hilltoppers to the NCAA Division I-AA National Championship by winning four straight playoff games.

#### OFF THE FIELD

A native of Louisa, KY, he graduated from Western Kentucky with an undergraduate degree in civil engineering.

#### JASON MICHAEL'S FOOTBALL CAREER

Years	Team/School	Position
1999-02	Western Kentucky	Quarterback
2003-04	University of Tennessee	Graduate Assistant
2005	Oakland Raiders	Offensive Quality Control
2006	New York Jets	Offensive Quality Control
2007	New York Jets	Assistant Tight Ends



## DAN QUINN

### DEFENSIVE LINE

EXPERIENCE: SEVENTH NFL SEASON, FIRST WITH THE JETS

Dan Quinn enters his first season as defensive line coach of the New York Jets after spending the past two seasons in the same position with the Miami Dolphins...Coached defense for four years with the 49ers...Quinn returns to Hempstead, where he last served as Hofstra University's defensive coordinator, after four years coaching the defensive line for the Pride.

#### PLAYING CAREER

Was a three-year letterman as a defensive lineman at Salisbury State (MD), where he was co-captain in 1992.

#### OFF THE FIELD

A Morristown, New Jersey native, Quinn and his wife Stacey initiated the "Quinn's Corps" program while in San Francisco in 2004 to help children and families in need...Has extended the program to South Florida and now Morristown (NJ) Memorial Hospital...A 1994 graduate of Salisbury State (MD), where he also lettered in track and still holds the school record in the hammer throw...Was inducted into Salisbury's Athletic Hall of Fame in 2005.

#### DAN QUINN'S FOOTBALL CAREER

Years	Team/School	Position
1989-93	Salisbury State (MD)	Defensive Lineman
1994	William & Mary	Assistant Defensive Line
1995	Virginia Military Institute	Defensive Tackles/ Recruiting Coordinator
1996-99	Hofstra University	Defensive Line
2000	Hofstra University	Defensive Coordinator
2001-02	San Francisco 49ers	Defensive Quality Control
2003-04	San Francisco 49ers	Defensive Line
2005-06	Miami Dolphins	Defensive Line
2007	New York Jets	Defensive Line



## JIMMY RAYE RUNNING BACKS

EXPERIENCE: 31ST NFL SEASON, FOURTH WITH THE JETS

Jimmy Raye was named the Jets' running backs' coach on February 20, 2006...Raye rejoined the Jets' coaching staff in 2006 following two seasons with the Oakland Raiders, where he served as the assistant head coach/offensive coordinator... Under Raye, rookie Leon Washington finished with the fourth-best rushing total by a Jets' rookie RB (650 yards)...In 2004, Raye's first with the Raiders, Oakland finished fifth in the NFL in net yards passing per game...Raye served as assistant head coach for the Jets under Herm Edwards in 2003...In 2002, he helped a young Jets' offensive coaching staff (five coaches with three years or less NFL coaching experience) produce an offense that ranked seventh in the NFL in yards per play...Raye's knowledge and experience helped the Jets rank fourth in the AFC with 37 points scored on opening drives of the second half...Spent the 2001 season as the offensive coordinator of the Washington Redskins...Under Raye's tutelage, Washington's offense finished eighth overall in the NFL and threw for the sixth-fewest INT in the league (13)...Prior to joining the Redskins, Raye was with the Kansas City Chiefs (1992-2000), the last three years of which he served as the team's offensive coordinator...Under Raye's guidance, the Chiefs gained more than 5,600 yards in 2000, the second-most in team history, and posted 390 points in 1999, the third-highest scoring output in team history and its most prolific season in 32 years...Raye joined the Chiefs in 1992 as an offensive assistant and tight ends' coach...He then moved on to coach the running backs for five seasons...From 1995-97 the Chiefs ranked as the third-best rushing attack in the NFL, averaging 136.0 yards per game...The Chiefs led the league in rushing in 1995 when they averaged an impressive 138.9 yards per game as the club produced a 13-3 record and won the AFC West crown...While working with the Chiefs' backs, Raye had the opportunity to help revitalize the career of Hall of Famer Marcus Allen...During Allen's four seasons with the Chiefs, he rushed for 3,698 yards and a club-record 44 TD...Also while with the Chiefs, Raye honed the skills of three-time Pro Bowl fullback Kimble Anders...Raye has also held the title of offensive coordinator with New England (1990), Tampa Bay (1985-86) and the Rams (1983-84, 1991)...In his previous tenures overseeing offenses, Raye displayed a penchant for maximizing productivity in the running game...The Rams ranked second in the NFL in rushing in 1984 as Hall of Famer Eric Dickerson became only the second player to top the 2,000-yard rushing mark with an NFL-record 2,105 yards...In Raye's two seasons with Tampa Bay, James Wilder reigned as one of the league's top all-purpose threats, combining for 96 pass receptions and 2,004 rushing yards (1985-86)...Raye also has an extensive background as an instructor of the passing game, serving two stints as Atlanta's wide receivers' coach (1987-89, 1980-82) and holding the same position with the Rams in 1983...In 1978-79 he coached the Detroit Lions running backs after entering the pro coaching ranks in 1977 as the San Francisco 49ers receivers' coach.

### PLAYING CAREER

Raye was drafted by the L.A. Rams in the 16th round of the 1968 Draft (431st overall) and was converted from a quarterback to a defensive back before being traded to the Philadelphia Eagles... On the college level, Raye coached at his alma mater, Michigan State (1971-75) and at Wyoming (1976)...Once in the NFL, Raye was converted into a defensive back and played for the Philadelphia Eagles in 1969, where he was a teammate of former Jets defensive backs' coach Bill Bradley...Enjoyed a stellar collegiate career as a quarterback for Michigan State (1965-67) and led the Spartans to two Big Ten titles and a 1966 Rose Bowl appearance...He also started in the "Battle of the Century" against Notre Dame in 1966, which ended in a 10-10 tie.

### OFF THE FIELD

Born in Fayetteville, NC...Wife, Edwena, daughter, Robin, and son, Jimmy III, who was a former WR at San Diego State (1988-90), and currently serves as the director of college scouting for the San Diego Chargers...In 1998 he founded the Jimmy Raye Youth Foundation, a program which allows underprivileged youths to broaden their horizons through golf and other athletic endeavors to which they may not otherwise be exposed...Graduated from Michigan State with a B.A. in education in 1967

### JIMMY RAYE'S FOOTBALL CAREER

Years	Team/School	Position
1965-67	Michigan State	Quarterback
1969	Los Angeles Rams	Defensive Back
1969	Philadelphia Eagles	Defensive Back
1971-75	Michigan State	Passing Game Coordinator
1976	University of Wyoming	Wide Receivers
1977	San Francisco 49ers	Wide Receivers
1978-79	Detroit Lions	Running Backs
1980-82	Atlanta Falcons	Wide Receivers
1983-84	Los Angeles Rams	Wide Receivers
1985-86	Tampa Bay Buccaneers	Running Backs
1987-89	Atlanta Falcons	Wide Receivers
1990	New England Patriots	Offensive Coordinator
1991	Los Angeles Rams	Offensive Coordinator
1992	Kansas City Chiefs	Offensive Assistant/Tight Ends
1993-97	Kansas City Chiefs	Running Backs
1998-2000	Kansas City Chiefs	Offensive Coordinator
2001	Washington Redskins	Offensive Coordinator
2002	New York Jets	Sr. Offensive Assistant
2003	New York Jets	Assistant Head Coach/Senior Offensive Assistant
2004-05	Oakland Raiders	Asst. Head Coach/Offensive Coordinator
2006-	New York Jets	Running Backs



## BRIAN SMITH

### QUALITY CONTROL - OFFENSE

EXPERIENCE: FIRST NFL SEASON, FIRST WITH THE JETS

Brian Smith joins the Jets from the University of Massachusetts, where he was an Assistant Coach for three years...Coached the wide receivers for the last two seasons after working with the linebackers in 2004.

#### PLAYING CAREER

Smith was a three-year starter for the Minutemen as a strong safety and cornerback from 1997-2000, totaling 214 career solo tackles, 306 total tackles, 23 tackles for loss, 23 pass breakups and eight interceptions...Team captain and All-Atlantic 10, All-New England and All-ECAC as a senior...Three-time Academic All-Atlantic 10 and Academic All-District selection, while being named to the Division I-AA Athletic Directors Academic All-Star team twice...Smith was a starter on 1998 team which won the national championship.

#### OFF THE FIELD

A native of Wilmington, Del., Smith graduated cum laude from UMass in 2001 with a Bachelor's Degree in Accounting.

#### BRIAN SMITH'S FOOTBALL CAREER

Years	Team/School	Position
1997-2000	Massachusetts	Defensive Back
2004	Massachusetts	Linebackers
2005-06	Massachusetts	Wide Receivers
2007	New York Jets	Quality Control/Offense



## TONY WISE

### OFFENSIVE LINE

EXPERIENCE: 18TH NFL SEASON, SECOND WITH THE JETS

Tony Wise was named the Jets' offensive line coach on February 20, 2006...Wise was charged with mentoring two first round picks, LT D'Brickashaw Ferguson and C Nick Mangold, both of whom performed solidly in their first NFL seasons...Before a year away from the NFL in 2005, Wise spent four years as the offensive line coach for the Miami Dolphins (2001-04)...In Wise's four seasons with the Dolphins, the team's offensive line yielded an average of less than 28 sacks a year and led the way for the two highest individual single-season rushing totals in team history...Served in the same capacity with the Carolina Panthers for two seasons (1999-2000)...In Wise's first year with the Panthers, the offensive line led a rushing attack that averaged 4.3 yards per rush attempt, the fifth-best figure in the league...Prior to his stint in Carolina, Wise was the Chicago Bears' offensive line coach from 1993-94, and added the title of assistant head coach from 1995-98...In four of those six seasons, the Bears ranked in the top ten in the NFL in fewest sacks allowed, including a No. 1 finish in 1995 (15 sacks)...Wise embarked on his NFL coaching career in 1989, moving from the University of Miami to the Dallas Cowboys with Jimmy Johnson, and guided that club's offensive line through 1992...In his final season there, Dallas captured their first of two straight Super Bowl titles...Wise began his coaching career in 1973, tutoring the linebackers at Albany State...He then spent a year each at Bridgeport, Central Connecticut and Washington State, before moving on to the University of Pittsburgh, where he served from 1977-78, and worked with two future NFL head coaches, Johnson and Dave Wannstedt...Wise joined Johnson's Oklahoma State staff in 1979 and had a five-year stint with

OSU...He then spent one year at Syracuse (1984) before re-joining Johnson and Wannstedt at the University of Miami from 1985-88, picking up a National Championship in 1987.

#### PLAYING CAREER

From 1969-72, Wise was an offensive lineman at Ithaca College, where he also lettered in lacrosse and hockey.

#### OFF THE FIELD

Wise was born in Albany, NY, where he attended Shaker High School in Latham...He was inducted into the Ithaca College Athletic Hall of Fame in 1993.

#### TONY WISE'S FOOTBALL CAREER

Years	Team/School	Position
1969-72	Ithaca College	Offensive Lineman
1973	Albany State	Outside Linebackers
1974	Bridgeport	Offensive Line
1975	Central Connecticut St.	Offensive Line
1976	Washington State	Assistant Offensive Line
1977-78	University of Pittsburgh	Assistant Offensive Line
1979-83	Oklahoma State	Offensive Line
1984	Syracuse	Offensive Line
1985-88	University of Miami (FL)	Offensive Line
1989-92	Dallas Cowboys	Offensive Line
1993-94	Chicago Bears	Offensive Line
1995-98	Chicago Bears	Assistant Head Coach/ Offensive Line
1999-2000	Carolina Panthers	Offensive Line
2001-2004	Miami Dolphins	Offensive Line
2006-	New York Jets	Offensive Line



## STRENGTH & CONDITIONING



### **SAL ALOSI** HEAD STRENGTH & CONDITIONING

EXPERIENCE: SIXTH NFL SEASON, FIFTH WITH THE JETS

Sal Alosi returns to the Jets after serving as the head strength & conditioning coach for the Atlanta Falcons last season... Alosi started with the Jets as an intern and worked his way up to assistant strength & conditioning coach, working under former Jets Strength & Conditioning Coach John Lott, now with the Arizona Cardinals... Prior to working with the Jets, Alosi was an assistant in Strength & Conditioning at Hofstra University in 2001, as he helped Hofstra win its first Atlantic 10 Conference football title, advancing to the Division I-AA playoffs for the third consecutive year..

#### PLAYING CAREER

Played four years for the Hofstra Pride at linebacker, where he earned two Division I-AA quarterfinal playoff appearances (1999, 2000) and led the team in tackles his senior year.

#### OFF THE FIELD

Earned his Bachelor's Degree in Exercise Science from Hofstra... Raised in nearby Massapequa, NY, 20 minutes from the Jets' training facility in Hempstead.

#### SAL ALOSI'S FOOTBALL CAREER

Years	Team/School	Position
1996-2000	Hofstra University	Linebacker
2001	Hofstra University	Assistant Strength & Conditioning
2002-2005	New York Jets	Assistant Strength & Conditioning
2006	Atlanta Falcons	Head Strength & Conditioning
2007	New York Jets	Head Strength & Conditioning



### **MIKE JONES** ASSISTANT STRENGTH & CONDITIONING

EXPERIENCE: FIRST NFL SEASON, FIRST WITH THE JETS

Mike Jones joins the Jets strength & conditioning staff after working as an assistant in Sports Performance at Arizona State University.

#### PLAYING CAREER

Jones was a starting safety on the University of Georgia's 1992 team that won the Southeastern Conference Eastern Division title and the Citrus Bowl.

#### OFF THE FIELD

Hails from Thomasville, Ga, also the hometown of former and current NFL players William Andrews, Myron Guyton and Guy McIntyre, as well as Heisman Trophy winner Charlie Ward.

#### MIKE JONES' FOOTBALL CAREER

Years	Team/School	Position
1989-92	Georgia	Safety
2006	Arizona State	Sports Performance Assistant
2007	New York Jets	Assistant Strength & Conditioning



## **RICK LYLE**

### **ASSISTANT STRENGTH & CONDITIONING/NUTRITION COORDINATOR**

**EXPERIENCE: 12TH NFL SEASON, SEVENTH WITH THE JETS**

Rick Lyle rejoined the New York Jets organization on February 20, 2006 as an assistant strength & conditioning coach/nutrition coordinator.

#### **PLAYING CAREER**

Lyle, a former rookie free agent out of Missouri, carved out a 10-year NFL career as a versatile defensive lineman, spending time with the Cleveland Browns, Baltimore Ravens, Jets and New England Patriots, compiling 250 career tackles and 11 sacks...He was a member of the New England Patriots' Super Bowl squad in 2003...Lyle began his professional playing career with Cleveland in 1994 and played for the Browns before the franchise moved to Baltimore in 1996...He joined the Jets as a free agent in 1997 and went on to start all 16 games at DE, finishing the season with 42 tackles, the second most on the team among defensive lineman...Lyle was a member of the Jets' AFC Eastern Division title team in 1998 that advanced to the AFC Championship game and recorded 45 tackles and 1.5 sacks...In 1999 he once again started every game and garnered 45 tackles...In 2000, Lyle collected a then-career-high 48 tackles, before his season was abruptly halted by a broken leg after starting the first 14 games...Lyle bounced back from the injury and returned to post a career high in tackles in 2001 when he racked up 50 tackles and 3.5 sacks...He played two more years with the Patriots (2002-03) before retiring...He was an All-Star DE at Hickman Hills High School and received USA Today All-America honorable mention...Achieved honors in All-Metro, All-District, and All-Conference in high school.

#### **OFF THE FIELD**

Rick and his wife, Laura, are the parents of two daughters, Haley and Audrey Caroline...Was an intern for the Hofstra University athletic department in 1999...Graduated from Missouri with a degree in parks, recreation, and tourism...Was an All-American in the shotput at Missouri and also threw the discus...In high school, Lyle was a two-time Missouri state champion at shotput and placed fifth in the state as a heavyweight wrestler...Lyle was born in Monroe, LA and was raised in Kansas City, MO.

#### **RICK LYLE'S FOOTBALL CAREER**

Years	Team/School	Position
1990-93	Missouri	Defensive Line
1994-95	Cleveland Browns	Defensive Line
1996	Baltimore Ravens	Defensive Line
1997-2001	New York Jets	Defensive Line
2002-03	New England Patriots	Defensive Line
2006-	New York Jets	Assistant Strength & Conditioning/Nutrition Coordinator



## **TEDDY ATLAS**

### **SPECIAL ASSISTANT - BOXING**

Teddy Atlas has worked with some of the greatest fighters of our time including Mike Tyson, Michael Moorer, Simon Brown and others. Atlas has also worked as a fight choreographer and trainer in movies with Willem Defoe and Antonio Banderas. He played a gangster in Gloria with Sharon Stone and himself in Play It to the Bone. Atlas is also a color commentator for ESPN's boxing series and has worked on the Olympic broadcasts since 2000.

During the 2006 season, Coach Mangini asked Atlas, a Staten Island native and former Jets season ticket holder, to speak to the players. Atlas had a specific message: "The greatest strength you can have is being able to control

yourself and make the proper choices under pressure. That is something that needs to be developed, but first it must be understood as an asset."

After the season, Atlas was asked to participate in the team's off-season strength and conditioning program. He worked with the players each Monday drilling them on boxing techniques during the optional 75-minute sessions while talking to them about their approach. "We do basic drills to improve hand speed, foot speed, endurance, calmness and mental awareness. If you are not aware of everything in the ring, you get knocked out. Take that philosophy here and make them more aware of things they need to be aware of."

## PLAYER PERSONNEL



### **TERRY BRADWAY** **DIRECTOR OF PLAYER PERSONNEL**

**EXPERIENCE: 22ND NFL SEASON, SEVENTH WITH THE JETS**

Terry Bradway enters his seventh season with the New York Jets and second as the director of player personnel. In that role, he oversees the entire Jets' college and pro scouting operations and the year-long process leading up to the NFL Draft. For five seasons (2001-05), Bradway served as the club's general manager and executive vice president. During that time, the Jets appeared in the postseason three times in four years (2001, 2002, 2004) for the first time in franchise history, earning Bradway Executive of the Year honors in 2002 by the New Jersey Sportswriters' Association.

Bradway was originally hired in 2001 by Jets' Chairman and CEO Woody Johnson after having worked for the Kansas City Chiefs for the previous nine seasons in the team's player personnel department, working closely with Chiefs' president Carl Peterson. He held several positions in Kansas City: vice president of player personnel (2000), director of player personnel (1997-99) and director of college scouting (1992-96). The Chiefs had seven winning seasons and five postseason appearances in his nine years.

Prior to the Chiefs, he spent six years (1986-91) as a scout

with the New York Giants, participating in two Super Bowl runs (XXI and XXV). Before joining the Giants, Bradway spent three seasons (1983-85) as assistant director of player personnel for the USFL's Philadelphia/Baltimore Stars, highlighted by three championship game appearances and two USFL titles. Bradway started his football career as a graduate assistant coaching the receivers at the University of Cincinnati in 1978 and as running backs' coach at the United States Merchant Marine Academy in 1979.

The former defensive back at Trenton State College (now the College of New Jersey), earned three letters there before transferring and graduating from Glassboro State (now Rowan University) with a Bachelors Degree in Health/Physical Education in 1978. He earned his Masters Degree in Health and Physical Education from Glassboro/Rowan in 1982. Born in Atlantic City, he was inducted into the Holy Spirit HS (Absecon, NJ) Hall of Fame in October 2004. Bradway and his wife, Kathy, have two sons, Mike and Tommy and a daughter, Jenny. Mike is a TE at Villanova University.



### **JOJO WOODEN** **ASSISTANT DIRECTOR, PLAYER PERSONNEL**

**EXPERIENCE: 11TH NFL SEASON, 11TH WITH THE JETS**

JoJo Wooden is entering his 11th season with the Jets and his second as assistant director of player personnel. In his role, Wooden reports directly to GM Mike Tannenbaum and Director of Player Personnel Terry Bradway. He will continue to assist in pro scouting, advance scouting of upcoming opponents, free agency and NFL Europe. Wooden also is responsible for scouting the state of Louisiana as well as other college players in preparation for the NFL Draft. His previous titles with the Jets included director of pro scouting in 2004-2006, assistant director of pro scouting in 2003, senior pro scout/AFC from 2001-02, pro scout from 1999-2000 and pro personnel assistant from 1997-1998 where helped in the tracking of NFL players and the scouting of

NFL Europe, CFL, Arena League, and college players.

A 1993 graduate of Syracuse University where he earned a Bachelors Degree in Sociology, Wooden was a two-year starter at OLB for the Orangemen and a member of five Bowl teams, including Syracuse's 1991 and 1992 teams that each went 10-2 and earned top-10 rankings each season. He went to training camp with the Arizona Cardinals in 1993.

Wooden's older brother, Terry, was a nine-year NFL veteran LB who works for the Saints as a West Coast college scout. Born in Hartford, CT, Wooden, who graduated from Farmington (HS), currently resides in Bellmore, NY with his wife, Sarah and one daughter.



## **DICK HALEY** **PERSONNEL CONSULTANT**

**EXPERIENCE: 42ND NFL SEASON, 16TH WITH THE JETS**

Dick Haley is entering his 16th season with the Jets and his second season as a personnel consultant to Mike Tannenbaum and Terry Bradway. Along with Jesse Kaye, Haley is one of the former "Heads of State" often referred to by Tannenbaum and Head Coach Eric Mangini because they are valuable resources for their wealth of knowledge and experience in scouting and evaluating players.

Haley first joined the Jets in 1991 to oversee the club's scouting department and the evaluation of collegiate player personnel. Long considered one of the NFL's top evaluators of talent, his 42 years in the league has been spent as a pro personnel director, talent scout and player. He stepped in to run the NFL Draft for the Jets when the late Dick Steinberg was diagnosed with stomach cancer in December, 1994, then later stepped back to become a consultant after the 2002 NFL Draft.

Prior to joining the Jets, Haley spent two highly-successful decades with the Pittsburgh Steelers (1971-1990) as the once-

beleaguered franchise captured nine AFC Central Division Titles, four AFC Championships and four Super Bowl titles. In 1974, he had a legendary NFL draft, selecting four future Hall of Famers: MLB Jack Lambert, C Mike Webster, WR Lynn Swann and WR John Stallworth. Other Hall of Famers selected on Haley's watch include LB Jack Ham and RB Franco Harris.

Haley began his scouting career with the BLESTO scouting service in 1966 and spent five years there before joining the Steelers. He played six seasons in the NFL as a defensive back with the Redskins, Vikings and Steelers after being selected in the ninth round of the 1959 draft by Washington. He was a standout halfback at the University of Pittsburgh from 1955-1959 where he was a teammate of former Chicago Bears and New Orleans Saints Head Coach Mike Ditka. He and his wife, Carolyn, have one daughter, Callie and one son, Todd, who begins his first year as offensive coordinator with the Arizona Cardinals.



## **ARI NISSIM** **DIRECTOR, FOOTBALL ADMINISTRATION**

**EXPERIENCE: THIRD NFL SEASON, SECOND WITH THE JETS**

Ari Nissim is in his second year with the New York Jets, first as director of football administration, where he works closely with General Manager Mike Tannenbaum on managing the team's salary cap, including researching and forecasting trends in the NFL salary cap and player costs; negotiating player contracts; and overseeing compliance with the NFL collective bargaining agreement and NFL player personnel rules.

Nissim joined the Jets' front office in February, 2006, as the manager of football administration after serving as staff counsel/director of research for athletic resource management, where he helped in contract negotiations and representing players in league hearings. He interned with NFL

Management Council during the 2004 season, monitoring and analyzing the league-wide salary cap, and also interned with the Jets' pro personnel department analyzing contract issues and game timing projects while attending law school.

Nissim received his Juris Doctorate from Tulane University School of Law in 2004 and his Bachelor of Arts Degree from the University of Wisconsin in 2000. His article *The Trading Game: NFL Free Agency, the Salary Cap, and a Proposal for Greater Trading Flexibility* was published in the 11th Edition of the *Sports Lawyers Journal* in 2004. Admitted to practice law in New York State, Nissim was born and raised in New York City, a graduate of Columbia Grammar and Preparatory School, and currently resides in Plainview, NY.



## PRO PERSONNEL



### **BRENDAN PROPHETT** **DIRECTOR OF PRO PERSONNEL**

**EXPERIENCE: NINTH NFL SEASON, EIGHTH WITH THE JETS**

Brendan Prophett is entering his eighth season with the Jets and first as the director of pro personnel after a year as the assistant director of pro scouting and a year as a pro scout. His current duties include running the day-to-day operations of the pro personnel department, which includes advance scouting of upcoming opponents, coordinating free agency and year-round player evaluation on all levels of professional football.

Prophett also spent three seasons as a full-time Northeast regional scout after serving two years as the college scouting assistant for the Jets. He interned with the NFL Management Council in 2000 after spending the 1999

season as a pro personnel intern for the New York Giants.

He played wide receiver in college for one year at the University of Maine before transferring to the College of New Jersey where he was a four-year starter and three-time all-conference selection. Prophett played professionally in Germany in 1998 before a leg injury ended his season. He spent the 1999 preseason with the Arena Football League's Orlando Predators and played half of the 2000 season with the Augusta Stallions before interning at the league office. He received his Bachelors Degree in Economics from The College of New Jersey in 1998. Born in Bridgewater, MA, Prophett resides in Weehawken, NJ.



### **BROCK SUNDERLAND** **PRO SCOUT**

**EXPERIENCE: FIRST NFL SEASON, FIRST WITH THE JETS**

Brock Sunderland joined the Jets in June, 2007 as a pro scout after three seasons with the Montreal Alouettes of the Canadian Football League. In his position with the Jets, Sunderland compiles player and pro team evaluations as well as working as an advance scout, providing reports on upcoming opponents.

With the Alouettes, Sunderland was the director of scouting after joining the team as a scout in 2004. He was responsible for scouting players on all levels of pro and college football and advance

scouting, as well as negotiating player contracts.

Sunderland was a wide receiver and punt returner for the University of Montana (1998-2000) and a member of three conference championship teams before knee injuries ended his playing career. He was a student assistant coach at Montana before joining the Alouettes in 2004. A native of Great Falls, MT, he holds a Bachelors Degree in Communications. His father Marv spent 31 years in the NFL with the Jets, Giants and Patriots in player personnel.

## COLLEGE SCOUTING



### JOEY CLINKSCALES DIRECTOR OF COLLEGE SCOUTING

EXPERIENCE: 20TH NFL SEASON, 13TH WITH THE JETS

Joey Clinkscales is entering his 13th season with the Jets and second season as the director of college scouting. In this position, he oversees the entire college scouting operation, working with the football staff annually to sort out over 1,400 college players eligible for the NFL draft.

A highly respected talent evaluator, Clinkscales was first promoted to national scout prior to the start of the 2002 season after seven seasons as a talent scout for the Jets, where he was responsible for scouting the talent-rich southeastern portion of the country.

A former WR for the Pittsburgh Steelers (1987) and Tampa Bay Buccaneers (1988), Clinkscales joined the Jets from the National Football Scouting Combine Service, where he worked as a scout, after serving as a part-time scout for the Pittsburgh Steelers from 1989-1993. Originally selected in the ninth round of the 1987 draft by Pittsburgh after playing in the Hula Bowl, he was a two-year starter and standout wide receiver for the University of Tennessee in his hometown of Knoxville. Born in Asheville, NC, Clinkscales resides in Memphis, TN with his wife, Lucia, daughter, Syndi and son, Noah.



### JAY MANDOLESI COORDINATOR OF COLLEGE SCOUTING

EXPERIENCE: SIXTH NFL SEASON, FOURTH WITH THE JETS

Jay Mandolesi enters his fourth season with the Jets and second as coordinator of college scouting, where he is responsible for maintaining the day-to-day operations of the college scouting department regarding scouts' scheduling, university relations and processing and organizing the information gathered on draft-eligible players. In addition, he participates in scouting and evaluating players throughout the country.

In 2005, he served as a defensive assistant on the Jets'

coaching staff, where he compiled breakdowns of opposing offenses, as well as assembling weekly playbooks. In 2004, he was an assistant in the Jets' video department, and for the two years prior to that, he was an intern for the New England Patriots video department, during which time the Patriots won a Super Bowl championship.

Born in Springfield, MA, Mandolesi earned a B.S. degree in Sports Management in 2004 from Springfield College, where he was a four-time All-New England discus thrower.



### JIM COCHRAN NATIONAL SCOUT

EXPERIENCE: 11TH NFL SEASON, 10TH WITH THE JETS

Jim Cochran is entering his 10th season with the Jets, starting with the team before the 1998 NFL Draft. He first served as the Jets' representative to the National Scouting Combine Service under the direction of Duke Babb (1998-2000), after scouting for the service during the 1997 season. Prior to that, Cochran served as the defensive line coach and recruiting coordinator at Western Michigan in the spring of 1997. He was the academic advisor to the University of New Mexico football squad in 1996, was the recruiting coordinator and assistant coach with the University of Hawaii (1994 as defensive line coach and 1995 as

offensive line coach), and served as the recruiting coordinator at Missouri from 1988-93 and at the University of Kansas (1986-87). Cochran also was the head football coach at Independence (Kansas) Junior College (1983-85).

A 1968 graduate of the University of Missouri with a Bachelors Degree in Education, Cochran earned his Masters Degree in Education from Central Missouri. Born in Centerville, IA, Cochran resides in Albuquerque, NM with his wife Roseann. They have two daughters, Kristin Ceriani and Amy Cochran, and two granddaughters, Lacey Ann and Grace Jo Ceriani.



## **MICHAEL DAVIS** **NATIONAL SCOUT**

**EXPERIENCE: 11TH NFL SEASON, 11TH WITH THE JETS**

Michael Davis is entering his 11th season with the Jets as a National Scout. Davis is responsible for scouting the Southeast region, including ACC and SEC schools. Prior to joining the Jets, Davis was a part of the NFL's minority internship program with the Washington Redskins in July 1996. Before breaking into the NFL, Davis served as wide receiver and special teams' coach at his alma mater, Virginia State University, for nine years (CIAA Champions 1995-1996). In addition to his coaching duties at VSU, Davis

served as the recruiting coordinator and liaison to professional teams. Davis, a receiver at VSU, earned a degree in Marketing and Management, and also earned CIAA All-Conference honors in 1986 and 1987 on the field. He set the school record for most receiving yards in 1987, a mark which stood until 1992 when one of Davis' players broke it. He was inducted into Virginia State's Athletic Hall of Fame on June 6, 1997. Davis resides in Chester, VA with his wife, Pamela, and his daughter, Kamryn.



## **JEFF BAUER** **PERSONNEL SCOUT**

**EXPERIENCE: SIXTH NFL SEASON, SIXTH WITH THE JETS**

Jeff Bauer enters his sixth season as a personnel scout with the Jets. Prior to joining the Jets, Bauer spent 11 years as a high school football coach, six years at a high school in Houston and five years at a high school in the suburbs of Kansas City. A native of Ankeny, IA, Bauer received his Bachelors Degree in

Physical Education from Iowa State and his Masters degree in Administration from Prairie View A&M. He was a four-year letterman at Iowa State from 1987-1990 where he played strong safety. Bauer resides in Ankeny, IA with his wife Amy, and their three children, sons, Jordan and Jase, and daughter Ashlynn.



## **MATT BAZIRGAN** **PERSONNEL SCOUT**

**EXPERIENCE: FOURTH NFL SEASON, FOURTH WITH THE JETS**

Matt Bazirgan is entering his fourth season with the Jets and third as a personnel scout, responsible for scouting the Midwest region/Big Ten Conference after scouting the Northeast/Atlantic region for the past two years. Bazirgan started with the Jets as a pro personnel intern and was elevated to college scouting assistant in the same year. Prior to joining the Jets, Bazirgan spent three seasons as a graduate assistant coaching defensive ends and linebackers at Springfield College, where he was part of a team that went 18-

3 with two NCAA playoff appearances while earning his Masters Degree in Sport Management. In 2001, he coached wide receivers at his alma mater, Bates College, as a coaching intern, after spending the 2000 season with the Elancourt Templiers in France as a player and coach. He graduated from Bates College in 2000 with a degree in English where he was a three-year starter at quarterback and a team captain in his senior season. Bazirgan and his wife, Jess, reside in Arlington, MA. Their first son, Brody, was born last fall.



## **JOE BOMMARITO** **PERSONNEL SCOUT**

**EXPERIENCE: SEVENTH NFL SEASON, SEVENTH WITH THE JETS**

Joe Bommarito is entering his seventh season with the Jets as a Personnel Scout, primarily responsible for scouting the West Coast. Inducted into the Monterey Peninsula College Hall of Fame as both an athlete and a coach on March 21, 2003, Bommarito began coaching college football in 1980 at Monterey Peninsula College. There, he was the linebackers' coach for three seasons before being named defensive coordinator (1984-94) and then assistant head coach in 1995. In

1998, he was appointed Head Coach and was named Coach of the Year for taking his team to the Conference Championships and the East County Bowl. He left coaching for private business in 2000. He played linebacker at Monterey Peninsula College (1975-76) and Fresno State (1978), where he majored in Journalism and Advertising. Bommarito and his wife, Cyndi, have five children, Kristi, Joe Jr., twins Robert and Thomas, and Theresa. They have one grandchild, Anthony.



## **JESSE KAYE** **PERSONNEL SCOUT**

**EXPERIENCE: 22ND NFL SEASON, 14TH WITH THE JETS**

Jesse Kaye is entering his 14th season with the Jets. Kaye, along with personnel consultant Dick Haley, is one of the former "Heads of State" often referred to by Mike Tannenbaum and Head Coach Eric Mangini because they are valuable resources for their wealth of knowledge and experience in scouting and evaluating players.

He was awarded a special game ball by the Jets' organization during the 2007 offseason for filing over 10,000 player evaluation reports in his scouting career.

Prior to his current role, he ran the Jets' College Scouting department for four years after spending eight years as a talent scout for the Jets. He previously served as the Green Bay Packers' director of pro personnel for two seasons (1992-

1993) and also spent three seasons as a Packers' pro scout and administrative assistant (1998-1999). He teamed with Haley at the Pittsburgh Steelers from 1986-1988 as a scout and began his scouting career with the BLESTO scouting combine service (1984-1985).

A former quarterback for the Wisconsin Badgers, Kaye transferred and earned small school All-American honors at the University of Tampa before pursuing a professional career in the Canadian Football League with the Saskatchewan Rough Riders. He also spent time on the practice squad of the Miami Dolphins after attending training camp. Kaye resides in Green Bay, WI and has a daughter, Annys and son, Damon.





## **GARY SMITH** **PERSONNEL SCOUT**

**EXPERIENCE: 17TH NFL SEASON, 10TH WITH THE JETS**

Gary Smith enters his 10th season with the Jets as a Personnel Scout. Prior to joining the Jets, he spent seven seasons with the Chicago Bears as their BLESTO scout, after serving as the defensive line coach, director of football operations and the on-campus recruiting coordinator at Indiana University.

Smith was a member of the IU coaching staff that made six Bowl appearances in his eight seasons. He joined the Hoosiers after having served as the Head Coach and Athletic Director at Crete-Monee HS in Illinois. He also coached at Virden HS, Lyons Township HS and Reavis HS in Illinois, serving as defensive coordinator and DB coach on the latter

during a run of a three straight state championships (1980-82). Smith also coached at the College of DuPage and Southern Illinois. He was a member of the St. Louis Cardinals' taxi squad in 1970 as a CB and special teams player.

He played four years and graduated from Southern Illinois with a Bachelor of Science in Engineering Technology and Secondary Education in 1969 before earning a Masters in Educational and Administration Services from Northern Illinois, and he earned his Certificate of Advanced Study from Indiana University. Smith, born in Springfield, IL, is a long-time member of the Illinois High School Football Coaches and the American Football Coaches Association.



## **KIRWIN WATSON** **PERSONNEL SCOUT**

**EXPERIENCE: FOURTH NFL SEASON, FOURTH WITH THE JETS**

Kirwin Watson is entering his fourth season with the Jets and second as a personnel scout, where he is responsible for scouting the Northeast/Atlantic region. Watson started with the Jets as a pro personnel assistant where he assisted in evaluating talent from various professional leagues, including the CFL and NFL, while compiling statistical research and analysis projects for GM Mike Tannenbaum.

Prior to joining the Jets, Watson worked as a law clerk for McKeegan & McShane Attorneys at Law. Watson earned his Bachelor of Arts Degree in Economics from Fordham University,

where he was a senior captain and three-year starter earning First Team All-Patriot League (2000-2002), Patriot League Player of the Year (2002), and Fordham University Male Athlete of the Year (2002) honors while collecting 300 career points and 4,617 rushing yards to become Fordham's all time leader in both categories. Watson was a finalist for the Walter Payton Award, given annually to the best player in Division I-AA football.

Watson serves on the Interboro Institute Junior College Academic Advisor Board and is a member of the Fordham University Economics Society. He resides in Long Beach, NY.

## STAFF



### **TRACY BELMEAR**

**DIRECTOR, CORPORATE MARKETING AND BUSINESS DEVELOPMENT**

**EXPERIENCE: SIXTH NFL SEASON, SIXTH WITH THE JETS**

Tracy Belmear is entering his sixth season with the Jets. He is responsible for the packaging and sales of corporate sponsorships for the team. Before coming to the Jets, he served

as the director of corporate sales for Sports Facilities Marketing Group based in Cleveland. A graduate of West Virginia University, Belmear and his wife, Amy, have two children, Julien and Gisela.



### **BOB BRENNFLECK**

**SENIOR DIRECTOR, CORPORATE MARKETING AND BUSINESS DEVELOPMENT**

**EXPERIENCE: SIXTH NFL SEASON, SIXTH WITH THE JETS**

Bob Brennfleck is entering his sixth season with the Jets. He is responsible for expanding revenues in key corporate categories, including: Financial services, automotive and telecommunications. Prior to coming to the Jets, Brennfleck served as the senior vice president of business operations and

chief marketing officer for the New York Islanders. He earned a Bachelors' Degree from the University of Richmond and also has a Masters Degree in Sport Management. A resident of Centerport, NY, Brennfleck and his wife Karen have three sons, Ryan, Andrew and Justin.



### **JOHN BUSCHHORN**

**DIRECTOR, TICKET SALES**

**EXPERIENCE: 14TH NFL SEASON, 14TH WITH THE JETS**

John Buschhorn is entering his 14th season with the Jets as director of ticket sales. He is responsible for the administration and distribution of tickets. Buschhorn previously spent 11 years at Ticketmaster as the vice

president and general manager and also worked in ticketing for the New York Cosmos soccer team. A native of Queens, he attended Baruch College, and is married to Sandy Eckstein.



### **HYMIE ELHAI**

**ASSOCIATE COUNSEL/DIRECTOR OF LEGAL AFFAIRS**

**EXPERIENCE: SIXTH NFL SEASON, SIXTH WITH THE JETS**

Hymie Elhai is in his sixth year with the Jets, his first as the associate counsel and director of legal affairs. He began with the Jets as a JetsFest intern at the 2000 training camp and was hired full time in 2002 as the manager of legal affairs and business development.

Elhai is responsible for team sponsorship, licensing, event, new media, production and broadcasting agreements, while also ensuring team compliance with NFL regulations and policies related

to corporate sponsorship and licensing and advising on relevant corporate legal issues. He also is involved in strategic planning for the team's stadium project and new corporate headquarters in Florham Park, N.J.

A graduate of the Rutgers University School of Law-Newark and The Johns Hopkins University, where he played football and baseball, Elhai resides in Hoboken, N.J.



## **JEFF FERNANDEZ**

### **DIRECTOR OF CORPORATE MARKETING AND BUSINESS DEVELOPMENT**

**EXPERIENCE: NINTH NFL SEASON, FIFTH WITH THE JETS**

Jeff Fernandez is entering his fifth season with the Jets. He is responsible for building corporate partnerships and selling team sponsorship and media inventory. Fernandez previously served in the NFL as director of marketing partnerships for the Buffalo Bills from 1999-2001. At Huizenga Sports in Ft. Lauderdale, FL, from 1995-1999, he

sold sponsorships for the Miami Dolphins, Florida Panthers and Florida Marlins. He has a Bachelors Degree in Economics/Applied Mathematics from Brown University and earned a Masters Degree in Education in Sports Administration from University of Miami. Fernandez and his wife, Tracy, have one son, Matthew.



## **GUS GRANNEMAN**

### **DIRECTOR, EQUIPMENT**

**EXPERIENCE: 15TH NFL SEASON, 14TH WITH THE JETS**

Gus Granneman is entering his 14th season with the Jets and his second as the head equipment manager (first as director, equipment) for the New York Jets. He served as the assistant manager of equipment for five seasons prior to last season, when he was the equipment manager. In his current role, Granneman is responsible for the day-to-day operation of the equipment department, including the ordering, purchasing, issuing and maintenance of all uniforms and footwear, players' protective equipment, coaches' and support staff apparel, as well as ordering and maintaining all field equipment and directing its transportation to and from all home and away games. He also oversees the maintenance and upkeep of the locker rooms and equipment in addition to all sideline communications.

Granneman is assisted by Vito Contento and Cortez Robinson. Contento is a graduate of Western Kentucky and

spent three seasons as an intern for the Chiefs and three seasons in NFL Europe. Robinson is a graduate of Wisconsin - River Falls and spent four summers working for the Chiefs as a training camp intern before joining the Jets.

Granneman was a part of the AFC equipment staff at the 1999 Pro Bowl and also served as the equipment manager for the Barcelona Dragons from 1995-1997 under head coach Jack Bicknell. Prior to joining the Jets, Granneman served as a seasonal intern in the Kansas City Chiefs equipment department (1993).

He graduated from Indiana with a degree in Kinesiology in 1992. While attending Indiana, he served as an assistant football coach at Bloomington North HS. He attended Marshall HS in his hometown of Marshall, MO with Darin Kerns (University of Minnesota equipment manager), and Brad Berlin (Washington Redskins' equipment manager).



## **CLAY HAMPTON** SENIOR DIRECTOR, OPERATIONS

**EXPERIENCE: 18TH NFL SEASON, 18TH WITH THE JETS**

Clay Hampton is entering his 18th season with the Jets and second season as senior director of operations. Hampton spent his first 16 years with the Jets in the equipment department, where he succeeded his father, Bill, as equipment manager in 2001 upon his dad's retirement after 37 years in the NFL. His first job with the Jets was as a ball boy on game day in 1983 at Shea Stadium.

Hampton is responsible for a staff comprised of operations, mailroom, reception, custodial staff and the fields & grounds department. His staff is responsible for maintenance of the team's current Weeb Ewbank Hall training complex and is heavily involved in developing the new Florham Park facility and the new stadium project. In addition to the day-to-day

operations of the team, including coordinating mini-camp and training camp procedures, the team's travel, lodging, and dining as well as visiting teams' arrival procedures at the Meadowlands, Hampton also serves as the main liaison between the team and the Meadowlands Sports Complex and Hofstra University. Hampton was part of the AFC equipment staff at the 1999 Pro Bowl and served as equipment assistant to the AFC squad in the 1996 Pro Bowl. He has been responsible for the set-up and authentic look of the NFL locker room exhibit at the NFL Experience during Super Bowls XXVII and XXIX. Hampton's brother, Drew, serves as the equipment manager with the Jacksonville Jaguars. Hampton and his wife, Kelly, reside in Brightwaters, NY, with their son, Bryce.



## **BLAKE HOERR** DIRECTOR, FIELDS AND GROUNDS

**EXPERIENCE: THIRD NFL SEASON, SECOND WITH THE JETS**

Blake Hoerr begins his second season with the Jets, responsible for developing and managing all maintenance programs pertaining to the athletic fields and grounds at the Jets' practice facility and training camp. Hoerr spent one season as an assistant with the Baltimore Ravens.

Before entering the NFL, Hoerr spent three years working on the grounds at Washington National Cathedral, which included working with the Secret Service on

President Ronald Reagan's funeral. He also spent three years with the Baltimore Orioles, and one season with the Seattle Mariners, where he helped open Safeco Field in 1999.

He wrestled for two years at Indiana and two years at Illinois, and he graduated from Illinois with a Bachelor of Science degree in Turfgrass Management. Hoerr, currently residing in Bellmore, NY, hails from Morton, IL, where he was one of eight children.



## **RANDY LANGE** DIRECTOR, PUBLICATIONS/EDITOR-IN-CHIEF, [NEWYORKJETS.COM](http://NEWYORKJETS.COM)

**EXPERIENCE: FIRST NFL SEASON, FIRST WITH THE JETS**

Randy Lange is entering his first season with the Jets as editor-in-chief of [newyorkjets.com](http://newyorkjets.com) and director of publications. He is a columnist and editor for the site, as well as the primary blogger on "Randy's Radar" on [newyorkjets.com](http://newyorkjets.com).

Before coming to the Jets, Lange covered the team from 1994-2006 for *The Record* of Hackensack, N.J. In that role he made many radio and TV appearances in the area and around the country and was a Jets correspondent for *Sports Illustrated*, *USA Today* and *CBS.Sportsline.com* and a columnist

for *Jets Confidential*. He wrote a book, *Stadium Stories: New York Jets*, published by Globe Pequot Press in August 2005.

Lange was at *The Record* for 17 years and worked at various newspapers in New York and New Jersey as a writer and editor for 33 years. He graduated from Glassboro State College in 1974 with a degree in Communications after two years at Rutgers University. He was born in Dover, N.J., graduated from Jefferson Township HS and lives in Jefferson and in Lake Como, N.J., with his wife, Rosemarie.





## **JESSE LINDER** **DIRECTOR OF COMMUNITY RELATIONS**

**EXPERIENCE: SIXTH NFL SEASON, FIFTH WITH THE JETS**

Linder is in his fifth season with the New York Jets, his second as the director of community relations. Linder joined the Jets in 2003 as the community relations assistant and assumed the responsibilities of manager of community relations in 2004. Linder oversees all of the club's community relations and charity out-reach initiatives, and is responsible for the "Heads Up" program, a partnership with the PSAL (a football helmet refurbishment program), the "Eat Right, Move More" school nutrition program with the New Jersey Department of Agriculture, as well as serving as the point person for the Jets Women's Organization (JWO).

Linder previously served as a physical education teacher in the New Paltz Central School District where he coached baseball, basketball and golf and served as an intern in the Miami Dolphins' community relations department in 2002.

A native of New Paltz, NY, Linder graduated from the University of Delaware in 1999 with a Bachelor of Science in Health and Physical Education with a minor in Coaching Science and earned his Masters Degree in Sport Management from the University of Massachusetts-Amherst in 2002. Linder enjoys playing golf in his spare time and owns a single-digit handicap.



## **JENNIFER LINN** **DIRECTOR OF CORPORATE PARTNERSHIPS**

**EXPERIENCE: NINTH NFL SEASON, NINTH WITH THE JETS**

Jennifer Linn is entering her ninth season with the Jets and fourth season as director of corporate partnerships. Her responsibilities include overseeing a department that manages and executes all aspects of the Jets' sponsorships and corporate marketing partnerships.

She graduated from St. John's University with a Bachelors Degree in Sports Management. Linn and her husband, Billy, have a daughter, Ella, and a son, Bill, born in March, 2007.



## **ROBERT MASTRODDI** **DIRECTOR, STADIUM SECURITY**

**EXPERIENCE: FOURTH NFL SEASON, FOURTH WITH THE JETS**

Robert Mastroddi is entering his fourth season as the director of stadium security for the Jets. Mastroddi works with senior director of security Steve Yarnell on all aspects of organizational security and also is charged with the development of the organization's security plan for the new stadium project. In addition to attending strategy meetings with local and state agencies, he is responsible for preventative measures, response plans and priority evaluations as they pertain to the risk assessment for the stadium.

Prior to joining the Jets, Mastroddi served with the New York Police Department for 20 years. In 2002, he was designated security liaison for the Governor of New York State where he provided and maintained all personal security functions for Governor George Pataki in New York City. From 1999-2002, while serving as director of

security and intelligence for the Office of Emergency Management (OEM) and subsequent to 9/11, Mastroddi was assigned the task of assisting in the establishment of site security operations for the local and federal command centers, where he oversaw the daily operations of a large security detail comprised of law enforcement offices from across the nation. He also closely assisted the OEM Commissioner with all interagency response operations associated with the crash of American Airlines Flight 587 and the anthrax attack on several media outlets that same year. Mastroddi also served as the liaison between federal, state and local law enforcement agencies regarding intelligence gathering and directed security operations during city-wide emergencies and interagency drills.

He and his wife, Kim, have a daughter, Larissa, and a son, R.J.



## **JOHN MELLODY** **HEAD ATHLETIC TRAINER**

**EXPERIENCE: 14TH NFL SEASON, 13TH WITH THE JETS**

John Melody is entering his 13th season as a member of the Jets athletic training department, his second as Head Athletic Trainer. He is responsible for all aspects of the athletic training department including the evaluation, management, treatment, rehabilitation and prevention of athletic injuries. David Zuffelato and Josh Koch, both in their 2nd year as Assistant Athletic Trainers, assist John and are integral members of the sports medicine staff which provides an optimal environment for today's high-caliber professional athlete in the NFL. Together they put forth a tireless effort in administering progressive and innovative therapy techniques.

Prior to joining the Jets in 1996, Melody served as the assistant trainer at St. Joseph's University in Philadelphia (1995). He first

considered an athletic training career while studying human performance at Ursinus College, where he was a member of the track and cross country teams. He continued his education at Syracuse University, where he was a graduate assistant athletic trainer. After receiving his Masters Degree in Physical Education he worked at HealthSouth in Syracuse.

Melody's first NFL experience was as a seasonal assistant trainer with the Philadelphia Eagles under the legendary Otho Davis in 1991. Melody is a member of the NATA and both the New Jersey and New York Athletic Trainers' Associations. A native of Philadelphia, Melody resides in East Meadow, NY with wife, Kathryn, and daughter, Sydney Marie.



## **MIKE MINARCZYK** **CONTROLLER**

**EXPERIENCE: 17TH NFL SEASON, 17TH WITH THE JETS**

Mike Minarczyk is entering his 17th season with the Jets, overseeing all aspects of the accounting department. Minarczyk joined the Jets in 1991 as assistant controller after spending five years as an auditor with Ernst & Young where he earned the professional accreditation of Certified Public Accountant.

He received a Bachelor of Science degree in Accounting from St. John's University in 1987 and returned for his MBA in Finance, which he completed in 2000. Born in Queens, NY, Minarczyk resides in Massapequa, NY, with his wife, Diane, and two sons, Michael and Bryan.



## **BRIAN MULLIGAN** **DIRECTOR, EVENTS & GAME OPERATIONS**

**EXPERIENCE: EIGHTH NFL SEASON, EIGHTH WITH THE JETS**

Brian Mulligan is entering his eighth season with the Jets and fifth season as director of events and game operations. Mulligan is responsible for managing all Jets' events, including training camp and the three annual draft day parties around the Tri-State area. He is in charge of all game operations at the Meadowlands, including pre-game and in-game entertainment,

halftime shows and special ceremonies.

Mulligan, a Bellmore, NY native, joined the Jets in 1997 as an intern with the club's interactive theme park "Generation Jets Fest." A graduate of the University of Massachusetts with a degree in Sports Management, Mulligan and his wife Denise were married in May, 2007 and reside in Hicksville, NY.



***TOM MURPHY***  
**SENIOR DIRECTOR, INFORMATION TECHNOLOGY**

**EXPERIENCE: NINTH NFL SEASON, NINTH WITH THE JETS**

Tom Murphy is entering his ninth season with the Jets and third as senior director of information technology. Murphy served the previous six years as director of IT, where he was responsible for overseeing all aspects of IT for both the Hofstra University training complex and the New York City office, and is currently intricately

involved in the technological set up for the new practice complex at Florham Park.

Murphy, who is certified as a Microsoft Systems Engineer, was born and raised in Island Park, NY, and currently resides there with wife, Beth, daughter Marie Elizabeth and son Thomas Harrison.



***CHRIS PIERCE***  
**SENIOR DIRECTOR, MERCHANDISE**

**EXPERIENCE: FIFTH NFL SEASON, FIFTH WITH THE JETS**

Chris Pierce is entering his fifth season as the New York Jets' senior director, merchandise, responsible for all retail ventures including the Jets Shop e-commerce business, Jets Shop Catalog, Jets Shop at the Meadowlands, Jets Shop at Training Camp and Jets Shop retail stores.

Prior to joining the Jets, Pierce has held various director and

merchant positions with Lord & Taylor, Joe Boxer, Diesel and J. Crew. Pierce graduated with a Bachelors Degree in Organizational and Interpersonal Communication and minored in Business Administration and Sociology from the University at Albany.

Pierce and his wife, Allison, have one son, Conor and one daughter, Mackenzie.



***STEVE SCARNECCHIA***  
**DIRECTOR, VIDEO**

**EXPERIENCE: SIXTH NFL SEASON, SECOND WITH THE JETS**

Steve Scarnecchia is entering his second season as the New York Jets' video director. In his current position, Scarnecchia is responsible for the day-to-day operations of the Jets' video department, including the management of the team's library of NFL games and Jets' practices, compilation of opponent cutups, offensive/defensive self-scout analysis cutups, and editing NCAA and NFL player evaluation tapes for the scouting department.

Before joining the Jets, Scarnecchia lived in Boulder, CO for a year, where he worked as the assistant director of sports video for one season with the University of

Colorado, responsible for filming all varsity sporting events and practices. He also worked closely with CU Football, assisting in preparation, scouting and diagramming plays through use of video. Scarnecchia was a member of the New England Patriots' video department during a four-year stint from 2001-04, earning three Super Bowl rings.

Born in Stockton, CA, and raised in Boston, where his father Dante has been an assistant coach for the New England Patriots since 1991, Steve graduated Cum Laude from Syracuse University and currently resides in Astoria, NY.



## **JOHN SEITER** SENIOR DIRECTOR, MULTIMEDIA PRODUCTION

**EXPERIENCE: 23RD NFL SEASON, 23RD WITH THE JETS**

John Seiter is entering his 23rd season with the Jets and sixth as senior director of multimedia production. Seiter is responsible for the game day video board presentation and for creating and developing new media, including Jets TV, a

video feature of [newyorkjets.com](http://newyorkjets.com) hosted by Karen Keyes. Seiter is an accomplished musician who has performed and recorded with *Spanky and Our Gang* and *The Turtles*.



## **VICKY VITARELLI** SENIOR DIRECTOR, MARKETING

**EXPERIENCE: FOURTH NFL SEASON, FOURTH WITH THE JETS**

Vicky Vitarelli is entering her fourth season with the Jets, and first as senior director of marketing. Her duties include oversight of [newyorkjets.com](http://newyorkjets.com) and integrated brand management of "off-the-field" marketing across all aspects of the Jets' brand and communications.

Prior to joining the Jets' organization, she was vice president, brand building for MasterCard International. Before joining MasterCard, she developed brand advertising for

leading consumer brands as a member of agencies that included Publicis Bloom, Bozell Worldwide and Ogilvy & Mather.

Vitarelli earned a Bachelors Degree in Marketing from the State University of New York/College at Oswego. She sits on the Board of Directors of the NY Chapter of The American Marketing Association (AMA). In 2004, while on vacation in Tanzania, Africa she and her husband, Tyler Merson climbed Mt. Kilimanjaro. They reside in Manhattan with their son, C.J.



## **REGAN WATERS** DIRECTOR OF HUMAN RESOURCES

**EXPERIENCE: FIRST NFL SEASON, FIRST WITH THE JETS**

Regan Waters joined the Jets in January as the director of human resources after nine years at MTV Networks in New York City, most recently as senior director of human resources for MTV. Waters is responsible for all aspects of human resources for

the Jets' organization. Waters has a degree in Elementary Education from Loyola College (MD) and a Graduate Degree in Human Resources Management and Organizational Development from NYU. A native of Red Bank, NJ, Waters resides in Hoboken.





## STEVE YARNELL SENIOR DIRECTOR, SECURITY

EXPERIENCE: 11TH NFL SEASON, 11TH WITH THE JETS

Steve Yarnell is in his 11th season with the Jets and fourth season as the senior director of security. He joined the Jets after serving as a Special Agent with the Federal Bureau of Investigation (FBI). In his current position, Yarnell directs every phase of security involving the New York Jets' organization, including security at the training complex, all home and away games and during all team camps. He also acts as the liaison for security-related matters with the NFL and with local, state and federal law enforcement agencies.

While with the FBI, Yarnell worked on criminal and terrorism matters, including the investigation of the 1993 World Trade Center bombing, the crash of TWA Flight 800 and was responsible for the security of the highest-paid terrorism informant in the history of the FBI while serving in the

National Security Division from 1980-1997. He organized the New York Giants' security during the 1991 playoffs and Super Bowl XXV, at which time there was a heightened threat of terrorism due to the impending war in the Persian Gulf. Yarnell also managed security for the New England Patriots at Super Bowl XXXI.

Yarnell was a three-year letterman on defense at the U.S. Military Academy (Army) at West Point, where he was coached by then-Army assistant coach Bill Parcells. He graduated with a Bachelor of Science degree and was commissioned an officer in the Infantry while also an honor graduate of the US Army's Ranger school and Airborne school. Yarnell, raised in Key Biscayne, FL, was named "Citizen of the Year" by the New York State Police in April, 2004. Yarnell and his wife, Jane, reside in Westfield, NJ.

## JETS RADIO NETWORK HISTORY

1960	WMGM	1050	Tom Moorehead/Frank Leahy	1988	WCBS	880	Marty Glickman/Dave Jennings
1961			Not on the air	1989	WCBS	880	Marty Glickman/Dave Jennings
1962	WABC	770	Bob Murphy/Jim Crowley	1990	WCBS	880	Marty Glickman/Dave Jennings
1963	WHN	1050	Bob Murphy/Monte Irvin	1991	WCBS	880	Marty Glickman/Dave Jennings
1964	WABC	770	Merle Harmon/Otto Graham	1992	WCBS	880	Marty Glickman/Dave Jennings
1965	WABC	770	Merle Harmon/Otto Graham	1993	WFAN	660	Paul Olden/Dave Jennings
1966	WABC	770	Merle Harmon/Dick Young		WXRK	92.3 FM	
1967	WABC	770	Merle Harmon/Dick Young	1994	WFAN	660	Paul Olden/Dave Jennings
1968	WABC	770	Merle Harmon/Sam DeLuca		WXRK	92.3 FM	
1969	WABC	770	Merle Harmon/Sam DeLuca	1995	WFAN	660	Paul Olden/Dave Jennings
1970	WABC	770	Merle Harmon/Sam DeLuca		WXRK	92.3 FM	
1971	WOR	710	Merle Harmon/Sam DeLuca	1996	WFAN	660	Paul Olden/Dave Jennings
1972	WOR	710	Merle Harmon/Sam DeLuca		WXRK	92.3 FM	
1973	WOR	710	Marty Glickman/Larry Grantham	1997	WFAN	660	Ian Eagle/Dave Jennings
1974	WOR	710	Marty Glickman/Dave Herman		WXRK	92.3 FM	
1975	WOR	710	Marty Glickman/Dave Herman	1998	WFAN	660	Howard David/Dave Jennings
1976	WOR	710	Marty Glickman/Dave Herman		WXRK	92.3 FM	
1977	WOR	710	Marty Glickman/Dave Herman	1999	WFAN	660	Howard David/Dave Jennings
1978	WOR	710	Marty Glickman/Dave Herman		WXRK	92.3	
1979	WCBS	880	Spencer Ross/Sam DeLuca/Ed Ingles	2000	WFAN	660	Howard David/Dave Jennings
1980	WCBS	880	Spencer Ross/Sam DeLuca/Ed Ingles		WXRK	92.3	
1981	WCBS	880	Spencer Ross/Sam DeLuca/Ed Ingles	2001	WFAN	660	Howard David/Dave Jennings
1982	WCBS	880	Spencer Ross/Sam DeLuca/Ed Ingles		WXRK	92.3	
1983	WCBS	880	Spencer Ross/Sam DeLuca/Ed Ingles	2002	WEPN	1050	Bob Wichusen/Marty Lyons
1984	WABC	770	Spencer Ross/Sam DeLuca/ Randy Rasmussen		WABC	770	
	WMCA	570		2003	WEPN	1050	Bob Wichusen/Marty Lyons
1985	WABC	770	Steve Albert/Sam DeLuca /Randy Rasmussen		WABC	770	
	WMCA	570		2004	WEPN	1050	Bob Wichusen/Marty Lyons
1986	WABC	770	Charley Steiner/Sam DeLuca/ Randy Rasmussen		WABC	770	
	WMCA	660		2005	WEPN	1050	Bob Wichusen/Marty Lyons
1987	WABC	770	Charley Steiner/Randy Rasmussen		WABC	770	
	WNBC	660		2006	WEPN	1050	Bob Wichusen/Marty Lyons
					WABC	770	
				2007	WEPN	1050	Bob Wichusen/Marty Lyons
					WABC	770	

## MEDICAL STAFF



**DR. ELLIOT J. PELLMAN, MD**  
**DIRECTOR OF MEDICAL SERVICES**

**EXPERIENCE: 20TH NFL SEASON, 20TH WITH THE JETS**

Dr. Elliot Pellman is entering his 20th season as a member of the Jets' medical staff. Dr. Pellman originally joined the Jets' medical staff in 1988 as the team internist and served in that capacity through the 1997 season. In addition to his current role as the director of medical services with the Jets, Pellman serves as the National Football League's medical liaison, advising the league on medical and health matters and as a liaison to the league's various health committees, team physicians, athletic trainers as well as the National Football League Players Association.

He is the former Chairman of the NFL's Committee on Mild Traumatic Brain Injury and is a member of the NFL Injury and Safety Panel, as well as sitting on the NFL/NFLPA Player Health and Safety Committee. He also is a past president of the NFL Physician's Society (2000-2001). Pellman has supervised the NFL's medical research on concussions and lectures and publishes extensively on the topic.

Pellman also has served as the medical advisor for Major League Baseball since 2003, and in that capacity is responsible for overseeing baseball's medical committees, medical consultants and acting as a liaison between baseball team physician's and athletic trainers to the Commissioner's Office.

Pellman has been the medical director of the National

Hockey League's New York Islanders since 1996, and also has the responsibility of serving as the medical director of the Arena Football League's New York Dragons, a position he has held since 2001.

Dr. Pellman is a co-founder and medical director of ProHEALTH Care Associates in Lake Success, NY, one of the largest private medical practice facilities in New York State. Besides the NY Jets, the NY Islanders and the NY Dragons, ProHEALTH is the health care provider to the U.S. Open (tennis), Hofstra University Athletic Department, Molloy College's Athletic Department and the New York Racing Association. Pellman completed his undergraduate studies at New York University in 1975, attended medical school at the Autonomous University of Guadalajara from 1975-1979 and the State University of New York at Stony Brook's Fifth Pathway program from 1979-80. He then did his postgraduate training at Long Island Jewish Medical Center in Internal Medicine from 1980 to 1983, Rheumatology from 1983-1985 and then was Chief Medical Resident from 1985-1986.

Pellman was born on January 17, 1954, in Bay Shore, NY, grew up in the Bronx and attended DeWitt Clinton High School. Dr. Pellman and his wife, Phyllis, are the parents of daughters, Rachel, Danielle and Emily.



**DR. ELLIOTT HERSHMAN, MD**  
**TEAM ORTHOPEDIST**

**EXPERIENCE: 22ND NFL SEASON, 22ND WITH THE JETS**

Elliott Hershman is entering his 22nd season with the Jets. He was promoted to his current position of team orthopedist after the 1991 season after serving as the team's associate orthopedic surgeon from 1987-91. He began working with the Jets in 1976 as a medical student, and worked with the team as an orthopedic resident at Lenox Hill Hospital in 1982.

Hershman continued specialized training in sports medicine at the Cleveland Clinic where he worked with the Cleveland Browns and Cleveland Cavaliers before returning to

Lenox Hill Hospital in 1984 as an attending physician, where he now holds the position of vice chairman of orthopedic surgery. He is the chairman of the NFL Injury and Safety Panel and also has served as team orthopedist for the New York Islanders since 1996. Hershman also is the chief of orthopedics at ProHEALTH Care Associates in Lake Success, NY.

Born in Jacksonville, NC, he earned his Bachelor's degree and MD from the University of Rochester. Hershman and his wife, Susan, have two sons, Todd and Daniel.



## **DR. KENNETH MONTGOMERY, MD** **DIRECTOR OF ORTHOPEDICS**

**EXPERIENCE: NINTH NFL SEASON, NINTH WITH THE JETS**

Kenneth Montgomery is entering his ninth season with the Jets as a member of the medical staff and was promoted to the director of orthopedics in 2007. He first worked with the team as a sports medicine fellow during the 1995 season. Montgomery has served as a team orthopedist with the New York Islanders since 1997, and is the section chief of Sports Medicine at ProHEALTH Care Associates in Lake Success, NY.

Montgomery served his residency in orthopedic surgery at the Hospital for Special Surgery from 1991-95 and was a

sports medicine fellow at Lenox Hill Hospital from 1995-96 where he worked with the Jets and New York Rangers. He also completed a hand and upper extremity fellowship at Harvard from 1996-97.

Montgomery attended medical school and received his MD from the University of California at San Francisco and received his undergraduate degree from Cal-Irvine. Born in Montebello, CA, Montgomery and his wife, Dr. Leslie Montgomery, have one son, Dylan and one daughter, Elena.

## **JETS LEND ELMO A HAND**

Coach Eric Mangini, QB Chad Pennington, P Ben Graham and WR Laveranues Coles paid a visit to the set of Sesame Street to teach Elmo about football.

Since 1969, Sesame Street has sought to meet the critical needs of children while preparing them for preschool. With the help of Elmo, Big Bird and their friends, the groundbreaking show's 38th season premieres in August, 2007.

Mangini, Pennington, Graham and Coles, each of who have young children of their own, join an impressive list of celebrity guests this season: Grammy-nominated artists Chris Brown and James Blunt; 30 Rock's Tina Fey; talk-show host Rachael Ray; CNN's Anderson Cooper; country music duo Sugarland.



## STAFF



**ERIC ALLEN**  
Senior Manager,  
Digital Communications



**MIKE ALPERSTEIN**  
Coordinator,  
Events & Game Operations



**CLAY BALDWIN**  
Security



**RICH BEDELL**  
Receptionist  
(Hempstead)



**CAROLINE BIGELOW**  
Supervisor,  
Mailroom



**FRED BUNKER**  
Manager,  
Accounting & Payroll



**DAMIEN CARVER**  
Seasonal Assistant,  
Operations



**KEVIN CHERRY**  
Assistant Groundskeeper



**DANIELLE CLYNE**  
Manager,  
Corporate Partnerships



**VITO CONTENTO**  
Manager,  
Equipment



**CAROL ANNE COPPOLA**  
Assistant Director,  
Ticket Sales



**RYAN DANIELS**  
Seasonal Assistant,  
Equipment



**KATHERINE DAVES**  
Assistant to the President



**JACQUELINE DAVIDSON**  
Manager,  
Football Administration



**KATIE DAVIS**  
Graduate Assistant,  
Media Relations



**JACLYN DE BONO**  
Coordinator,  
Tickets





**AARON DEGERNESS**  
Seasonal Assistant,  
Equipment



**THOMAS DEMPSEY**  
Security



**MAUREEN DILLON**  
Coordinator,  
Player Development



**RICHARD DOYLE**  
Seasonal Assistant,  
Operations



**NIKOLAOS FILIS**  
Assistant to the  
General Manager



**BRIAN FLEMING**  
Project Controller,  
Stadium



**HEATHER FORCHETTI**  
Coordinator,  
Corporate Partnerships



**ELLIOT GARRISON**  
Security



**MEGHAN GILMORE**  
Coordinator,  
Media Relations



**NEIL GORIN**  
Project Manager,  
IT



**CHARLES HOOKS**  
Seasonal Athletic  
Training Intern



**COLE HUFNAGEL**  
Assistant,  
Pro Personnel



**THERESA HUNZIKER**  
Administrator,  
A/P



**TAKEO ICHIYANAGI**  
Seasonal Athletic  
Training Intern



**JOSHUA KOCH**  
Assistant Athletic Trainer



**NICOLE KYPRIOS**  
Receptionist  
(New York City)



**JESSICA LEDERMAN**  
Manager,  
Marketing



**JOANN LUCAS**  
Manager,  
Office Services



**RYAN MAHANES**  
Assistant,  
Video/Football



**CARINNE MARINO**  
Administrative  
Assistant/Benefits  
& Insurance Coordinator



**PAUL MARSH**  
Senior Manager,  
Website Technology



**DENNIS MAYER**  
Manager,  
Accounting & Payroll



**ELISE NATOLI**  
Coordinator,  
Corporate Partnerships



**ERIN O'BRIEN**  
Assistant to the Head Coach



**RYAN O'HEIR**  
Assistant, Video/Football



**SANDRA OSIPOWITZ**  
Executive Assistant



**AL PEREIRA**  
Team Photographer



**STEVE PIAZZA**  
Assistant Director,  
Information & Technology



**KATHY READE**  
Senior Manager,  
Operations



**CORTEZ ROBINSON**  
Equipment Assistant



**FRANK ROMANO**  
Senior Manager,  
Asst. Controller



**RYANN RUZIKA**  
Assistant,  
Multimedia Production



**MIKE RYAN**  
Manager,  
Web Operations



**TARA RYAN**  
Graduate Assistant,  
Media Relations



**GREG SAUNSEN**  
Software Engineer



**GREGG SCHWARTZ**  
Graduate Assistant,  
Media Relations



**MARISSA SHORESTEIN**  
Senior Manager,  
Corporate Communications



**KATHRYN SMITH**  
Assistant,  
Player Personnel



**BRUCE SPEIGHT**  
Senior Director,  
Media Relations



**ROBERT STEPHENS**  
Security



**JENNY SWENGLER**  
Assistant,  
Stadium



**BRIAN TODD**  
Security



**DAVID TRATNER**  
Director,  
Media Relations



**TIM TUBITO**  
Assistant Director,  
Video/Football



**ANDREW WACHTEL**  
Seasonal Athletic  
Training Intern



**CHARLES WANDE**  
Coordinator,  
Community Relations



**JARED WINLEY**  
Senior Manager,  
Media & Public Relations



**JOE ZINO**  
Manager,  
Operations



**DAVID ZUFFELATO**  
Assistant Athletic Trainer







**HEIGHT** 6-3  
**WEIGHT** 258  
**AGE** 27 (as of 9/9/07)  
**HOMETOWN** St. Albans, NY  
**HIGH SCHOOL** Saline HS  
**COLLEGE** Michigan State  
**EXPERIENCE** Sixth NFL season, sixth with the Jets  
**ACQUIRED** Chosen by the Jets in the 3rd round (88th overall) of the 2002 NFL Draft

## 86 CHRIS BAKER

### TIGHT END

#### CAREER HIGHLIGHTS

- Has played in 68 regular-season games and five playoff contests.
- He has recorded 83 receptions for 902 yards and nine TD. He has also caught 12 passes for 109 yards and a TD in postseason play.
- Recorded his first professional TD in the Jets' 41-0 playoff win over IND on 1/4/03 when he reeled in a three-yard pass from QB Chad Pennington.
- One 100-yard receiving game to his credit (at KC, 9/11/05).



#### TRAVEL BY CB

In 2006, Baker started his own online travel company, CBSplendidtravel.com. The site offers everything from flight, rental car and hotel packages to featured deals for an assortment of vacation destinations such as Las Vegas, Hawai'i and various cruise ships.

"My new favorite spot to go is Cancun because it has both styles," Chris said. "If you want to go partying and stuff like that, you can. If you want to just go and relax and take in the beach, you can do that as well."

#### CAREER OFFENSIVE STATISTICS

Year	Team	GP	GS	No	Yds	Avg	Lg	TD
2002	NYJ	12	0	2	14	7.0	10	0
2003	NYJ	16	0	14	137	9.8	24	0
2004	NYJ	16	0	18	182	10.1	23	4
2005	NYJ	8	8	18	269	14.9	47	1
2006	NYJ	16	14	31	300	9.7	28	4
<b>Career Totals</b>		<b>68</b>	<b>22</b>	<b>83</b>	<b>902</b>	<b>10.9</b>	<b>47</b>	<b>9</b>

**Additional Statistics:** Special Teams Tackles: 3 in 2003, 1 in 2004;

Returns: Returned three kicks for 23 yards in 2002, returned two kicks for 6 yards in 2003, returned two kicks for 11 yards in 2005, returned two kicks for 14 yards in 2006. Fumbles-lost: 1-1 in 2004

#### SEASON BY SEASON REVIEW

**2006 (JETS)** Set new postseason highs with five receptions for 68 yards, including a 26-yard reception in the Wild Card Playoff Game loss at NE. Baker's 68 yards are the most by a Jets' TE in the postseason since Mickey Shuler had 116 yards vs. BUF in the 1981 Wild Card Playoff Game...Tied his season-high with four receptions for 33 yards and recovered an onside kick in the Week 15 win at MIN...Named Jets' Offensive Player of the Week after tying his season-high with four receptions for 39 yards in the Week 6 win vs. MIA...Caught the go-ahead TD in the 23-16 victory at TEN in Week 1.

**2005 (JETS)** In the Week 9 loss vs. SD caught his career-long, a 47-yard pass before a broken leg ended his season...Registered a team-high seven receptions for a team-high 124 yards along with a 23-yard TD Week 1 at KC. Became the first Jets TE to record a 100-yard receiving day since Johnny Mitchell (9-108) 12/10/95 at NE.

**2004 (JETS)** Hauled in an eight-yard TD pass in the season finale at STL...Caught his season-long 23-yarder at BUF Week

9...Scored his third one-yard TD catch of the season in the third quarter of the Week 7 Monday Night Football victory over MIA...Scored the first regular-season TD of his career with a one-yard grab from Chad Pennington Week 2 vs. SD.

**2003 (JETS)** Had one reception for five yards and was part of the KR team that helped block for Jonathan Carter's 90-yard TD return in Week 10 at IND...Caught his season-long 24-yarder on a fourth-and-one in the fourth quarter vs. NYG Week 9.

**2002 (JETS)** Tallied two receptions for 23 yards in the AFC Divisional Playoff loss at OAK...Scored his first NFL TD in his first career postseason game, a three-yard score on his lone catch of the day in the 41-0 win over IND in the AFC Wild Card game...Recorded his first career reception, a 10-yard connection from QB Chad Pennington in the fourth quarter of the Week 9 win at SD.



## OFF-THE-FIELD

- As voted by his teammates, he received the 2006 Jets' Ed Block Courage Award.
- Majored in Parks, Recreation and Tourism at Michigan State.
- Son, Chris Jr. was born in January 2007.
- Started up his own travel agency in 2006 (www.CBSplendidtravel.com).
- Has his own website (www.chrisbaker86.com).
- Participated in the Jets' Football Fanfare/Kid Reporter of the Week Program with *The Star Ledger* by interviewing with a kid reporter after the Jets' 12/20/03 game vs. NE.
- Handed out Dick's Sporting Goods Gift Cards to underprivileged 7th and 8th graders from Brooklyn, so they could buy holiday gifts for themselves and their families during the 2006 holiday season.

## BEFORE THE NFL

- Made 47 consecutive starts at Michigan State and boasted a string of 24 consecutive games with at least one reception.
- Set school career records for a TE with 133 receptions for 1,705 yards (12.8 avg) and 13 TD, topping the previous mark of 107 catches by Mark Brammer (1976-79).
- AP first-team All-State selection in 1996 at Saline (MI) High School.

## CAREER TRANSACTIONS

- Selected by the Jets in the third round (88th overall) of the 2002 NFL Draft.

## SINGLE-GAME CAREER HIGHS

Receptions	7	at KC	9/11/2005
Receiving Yards	124	at KC	9/11/2005
Longest Reception	33	at KC	9/11/2005
Longest TD Reception	24	at KC	9/11/2005

## CAREER POSTSEASON STATISTICS

Year	Team	GP	GS	No	Yds	Avg	Lg
2002	NYJ	2	0	3	26	8.7	16
2004	NYJ	2	0	4	15	3.8	6
2006	NYJ	1	1	5	68	13.6	26
<b>Career Totals</b>		<b>5</b>	<b>1</b>	<b>12</b>	<b>109</b>	<b>9.1</b>	<b>26</b>

## 2006 GAME-BY-GAME RECEIVING STATISTICS

Date	Opp	GP	GS	No	Yds	Avg	Lg	TD
9/10	at TEN	1	1	4	34	8.5	12t	1
9/17	vs NE	1	1	1	5	5.0	5	0
9/24	at BUF	1	1	3	15	5.0	7	1
10/1	vs IND	1	1	1	6	6.0	6	0
10/8	at JAX	1	1	0	0	0.0	0	0
10/15	vs MIA	1	0	4	39	9.8	16	0
10/22	vs DET	1	1	1	16	16.0	16	0
10/29	at CLE	1	1	1	17	17.0	17	0
11/12	at NE	1	1	1	7	7.0	7	0
11/19	vs CHI	1	1	1	3	3.0	3	0
11/26	vs HOU	1	1	1	28	28.0	28	0
12/3	at GB	1	0	4	50	12.5	22	1
12/10	vs BUF	1	1	2	17	8.5	10	0
12/17	at MIN	1	1	4	33	8.3	12	0
12/25	at MIA	1	1	1	11	11.0	11	0
12/31	vs OAK	1	1	2	19	9.5	18	1
<b>Season Totals</b>		<b>16</b>	<b>14</b>	<b>31</b>	<b>300</b>	<b>9.7</b>	<b>28</b>	<b>4</b>

## 2005 GAME-BY-GAME RECEIVING STATISTICS

Date	Opp	GP	GS	No	Yds	Avg	Lg	TD
9/11	at KC	1	1	7	124	17.7	33	1
9/18	vs MIA	1	1	1	3	3.0	3	0
9/25	vs JAX	1	1	3	45	15.0	30	0
10/02	at BAL	1	1	3	29	9.7	21	0
10/09	vs TB	1	1	1	11	11.0	11	0
10/16	at BUF	1	1	0	0	0.0	0	0
10/24	at ATL	1	1	1	8	8.0	8	0
11/06	vs SD	1	1	2	49	24.5	47	0
<b>Season Totals</b>		<b>8</b>	<b>8</b>	<b>18</b>	<b>269</b>	<b>14.9</b>	<b>47</b>	<b>1</b>

## 2004 GAME-BY-GAME RECEIVING STATISTICS

Date	Opp	GP	GS	No	Yds	Avg	Lg	TD
9/12	vs CIN	1	0	1	4	4.0	4	0
9/19	at SD	1	0	3	20	6.7	12	1
10/3	at MIA	1	0	1	15	15.0	15	0
10/10	vs BUF	1	0	3	33	11.0	17	1
10/17	vs SF	1	0	1	11	11.0	11	0
10/24	at NE	1	0	3	26	8.7	13	0
11/1	vs MIA	1	0	1	1	1.0	1	1
11/7	at BUF	1	0	1	23	23.0	23	0
11/14	vs BAL	1	0	1	19	19.0	19	0
11/21	at CLE	1	0	0	0	0.0	0	0
11/28	at ARI	1	0	0	0	0.0	0	0
12/5	vs HOU	1	0	0	0	0.0	0	0
12/12	at PIT	1	0	1	5	5.0	5	0
12/19	vs SEA	1	0	1	17	17.0	17	0
12/26	vs NE	1	0	0	0	0.0	0	0
1/2	at STL	1	0	1	8	8.0	8	1
<b>Season Totals</b>		<b>16</b>	<b>0</b>	<b>18</b>	<b>182</b>	<b>10.1</b>	<b>23</b>	<b>4</b>

## 2003 GAME-BY-GAME RECEIVING STATISTICS

Date	Opp	GP	GS	No	Yds	Avg	Lg	TD
9/4	at WAS	1	0	0	0	0.0	0	0
9/14	vs MIA	1	0	0	0	0.0	0	0
9/21	at NE	1	0	2	8	4.0	5	0
9/28	vs DAL	1	0	1	19	19.0	19	0
10/12	vs BUF	1	0	1	6	6.0	6	0
10/19	at HOU	1	0	0	0	0.0	0	0
10/26	at PHI	1	0	2	22	11.0	12	0
11/2	vs NYG	1	0	1	24	24.0	24	0
11/9	at OAK	1	0	1	8	8.0	8	0
11/16	at IND	1	0	1	5	5.0	5	0
11/23	vs JAX	1	0	1	8	8.0	8	0
12/1	vs TEN	1	0	1	6	6.0	6	0
12/7	at BUF	1	0	0	0	0.0	0	0
12/14	vs PIT	1	0	0	0	0.0	0	0
12/20	vs NE	1	0	3	31	10.3	16	0
12/28	at MIA	1	0	0	0	0.0	0	0
<b>Season Totals</b>		<b>16</b>	<b>0</b>	<b>14</b>	<b>137</b>	<b>9.8</b>	<b>24</b>	<b>0</b>

# 2002 GAME-BY-GAME RECEIVING STATISTICS

Date	Opp	GP	GS	No	Yds	Avg	Lg	TD
9/8	at BUF			INACTIVE				
9/15	vs NE			INACTIVE				
9/22	at MIA			INACTIVE				
9/29	at JAX			INACTIVE				
10/6	vs KC	1	0	0	0	0.0	0	0
10/20	vs MIN	1	0	0	0	0.0	0	0
10/27	vs CLE	1	0	0	0	0.0	0	0
11/3	at SD	1	0	1	10	10.0	10	0
11/10	vs MIA	1	0	0	0	0.0	0	0
11/17	at DET	1	0	0	0	0.0	0	0
11/24	vs BUF	1	0	0	0	0.0	0	0
12/2	at OAK	1	0	0	0	0.0	0	0
12/8	vs DEN	1	0	0	0	0.0	0	0
12/15	at CHI	1	0	0	0	0.0	0	0
12/22	at NE	1	0	1	4	4.0	4	0
12/29	vs GB	1	0	0	0	0.0	0	0
<b>Season Totals</b>		<b>12</b>	<b>0</b>	<b>2</b>	<b>14</b>	<b>7.0</b>	<b>10</b>	<b>0</b>



## MONDAY NIGHT MIRACLE - 10.23.00

The Meadowlands, NJ - With both teams 5-1 and battling for AFC East position, the Monday Night showdown between the Jets and Dolphins was set up to be a special game, another classic New York-Miami showdown. Little did anyone know what the next four hours would hold.

For Jets' fans, it began as a nightmare. Down 17-0 after one quarter, the Jets were outgained, 207-9. Trailing 23-7 at the half, the heralded Jets' defense had surrendered 299 yards of offense.

The Jets' three third quarter drives featured a three-and-out, an INT and a failed fourth down. Nothing indicated a comeback. When Miami's Lamar Smith scored with 12 seconds left in the quarter to give the Dolphins a 30-7 lead, the partisan Jets' crowd started heading for the parking lots and no one batted an eye.

As the fourth quarter began, Vinny Testaverde completed a four-play, 75-yard drive with a 30-yard strike to Laveranues Coles--Coles' first career TD reception. The Jets' two-point conversion attempt failed, and with 13:49 on the clock, the scoreboard read 30-13.

Four minutes later, Testaverde hit Jermaine Wiggins on a one-yard TD and now it was 30-20 with 9:51 remaining. Next, John Hall's field goal with 5:43 to go cut Miami's lead to a touchdown, 30-23, and now the Jets' fans were coming back from the parking lots and the national television audience was re-engaged.

The comeback was seemingly complete when Testaverde found Wayne Chrebet for a 24-yard TD and with 3:55 left. The score now tied, 30-30.

But the Dolphins' Brock Marion returned the ensuing kickoff into Jets' territory and on the next play, Jay Fiedler found Leslie Shepherd for a 46-yard touchdown and the Jets' fans were back to being stunned.

Testaverde wasn't done, though. He drove the Jets down to the four yard-line, where he faced a fourth-and-one at the two minute warning. A two-yarder to Richie Anderson kept hope alive for the Jets, and after a loss of one yard, the

QB capped the nine-play, 57-yard drive with a three-yard flip to Jumbo Elliott, who had reported as a tackle-eligible. Elliott bobbled the ball before bringing it in safely for the touchdown. Now the score was tied at 37, and the teams headed to overtime.

New York's Marcus Coleman thwarted the Dolphins' first possession by picking off Jay Fiedler's pass, only to be stripped of the ball, which was recovered by the Dolphins' Orande Gadsden. But five plays later, Coleman picked off Fiedler again. Testaverde then topped off the night by driving the Jets into field goal range, where Hall drove it home from 40 yards to complete the Monday Night Miracle.

In the fourth quarter, the Jets scored 30 points, had 20 first downs. Testaverde had 235 yards and four TD passes in the fourth quarter after just 102 yards and three INT in the first three quarters. He finished the game 36 of 59 for 378 yards, with five TD and three INT.

Dolphins	17	6	7	7	0	-	37
Jets	0	7	0	30	3	-	40

### SCORING SUMMARY

<b>1st</b>	MIA - FG Mare 28
	MIA - Shepherd 42 pass from Fiedler (Mare kick)
	MIA - L. Smith 68 run (Mare kick)
<b>2nd</b>	MIA - FG Mare 42
	NYJ - Chrebet 10 pass from Testaverde (Hall kick)
	MIA - FG Mare 44
<b>3rd</b>	MIA - L. Smith 3 run (Mare kick)
<b>4th</b>	NYJ - Coles 30 pass from Testaverde
	(2pt conversion failed)
	NYJ - Wiggins 1 pass from Testaverde (Hall kick)
	NYJ - FG Hall 34
	NYJ - Chrebet 24 pass from Testaverde (Hall kick)
	MIA - Shepherd 46 pass from Fiedler (Mare kick)
	NYJ - Jumbo Elliott 3 pass from Testaverde (Hall kick)
<b>OT</b>	NYJ - FG Hall 40



**HEIGHT** 6-2  
**WEIGHT** 240  
**AGE** 27 (as of 9/9/07)  
**HOMETOWN** Toms River, NJ  
**HIGH SCHOOL** Toms River North  
**COLLEGE** Hampton  
**EXPERIENCE** Sixth NFL season, first with the Jets  
**ACQUIRED** Signed as an UFA on 3/8/07 (MIA)

## 37 **DARIAN BARNES** **FULLBACK**

### CAREER HIGHLIGHTS

- Played in 55 regular season contests (22 starts) and three playoff games (no starts).
- Has carried the ball five times for 10 yards and caught 14 passes for 87 yards and one TD.
- Blocked for new Jets teammate Thomas Jones during his one season at Tampa Bay in 2003 before sharing the backfield with Thomas' brother Julius in Dallas in 2004.

### COMIC BOOK CREATOR

Darian Barnes and his partner founded multimedia content production company Twilight East and are creating a comic book publication titled the "National Triumph League." The 10-team NTL participates in the planet's most popular sport – "Triumph" – and competes to capture villains dubbed Moriarties.

### CAREER OFFENSIVE STATISTICS

Year	Team	GP	GS	Att	Yds	RUSHING			Lg	TD	Rec	Yds	RECEIVING			Lg	TD
						Avg							Avg				
2002	TB	6	0	0	0	0.0			-	0	0	0	0.0			0	0
2003	TB	14	0	0	0	0.0			-	0	1	6	6.0			6	0
2004	DAL	16	10	5	10	2.0			2	0	10	59	5.9			14	1
2005	MIA	9	6	0	0	0.0			-	0	0	0	0.0			0	0
2006	MIA	15	6	0	0	0.0			-	0	3	22	7.3			13	0
<b>Career Totals</b>		<b>60</b>	<b>22</b>	<b>5</b>	<b>10</b>	<b>2.0</b>			<b>2</b>	<b>0</b>	<b>14</b>	<b>87</b>	<b>6.2</b>			<b>14</b>	<b>1</b>

**Additional Statistics:** Special Teams Tackles: 3 in 2002, 7 in 2003, 4 in 2004

### SEASON BY SEASON REVIEW

**2006 (MIA)** Started six games for MIA in 2006, catching three passes for 22 yards while not attempting a rush...Paved the way for Ronnie Brown's 22-127-1 rushing day in Week 6 loss vs. NYJ...Caught two passes for nine yards in Week 3 win vs. TEN...Caught one pass for 13 yards in Week 2 loss vs. BUF.

**2005 (MIA)** Appeared in the final nine contests...In the nine games that he played, MIA averaged 119.8 yards on the ground.

**2004 (DAL)** Rushed for 10 yards on five attempts and caught 10 passes for 59 yards...Only career TD occurred on a five-yard pass from Vinny Testaverde in Week 11 vs. CHI...Made first NFL start in Week 1 at MIN...recorded a pair of receptions in both regular season games vs. WAS, hauling in a career-long 14 yard catch in each game.

**2003 (TB)** Caught one pass for six yards and recorded seven special teams' tackles.

**2002 (TB)** Recorded three tackles on special teams...Made his NFL debut in Week 3 vs. STL.

### BEFORE THE NFL

- Transferred to Hampton for the 2001 season after beginning his career at Rutgers University.
- Did not play football in 2000, but rushed for 27-93-1 as a senior in 2001.
- Attended Toms River (NJ) North High School where he earned second-team all-state and first-team All-Ocean County honors as a senior.

### OFF-THE-FIELD

- Majored in Political Science.
- Has participated in events benefiting the Boys and Girls Club.
- Created a comic book known as the "National Triumph League", in which professional athletes are blessed with superhuman talent and extraordinary opportunities.
- Wife, Rebecca, daughter, Damara.
- Enjoys outdoor grilling.

### CAREER TRANSACTIONS

- Signed with the Jets on 3/8/07.
- Signed with MIA as a free agent on 10/24/05.
- Released by MIA on 8/24/05.
- Traded to DAL on 8/25/04.
- Was awarded off waivers to TB on 9/2/02.
- Signed with NYG as an undrafted free agent in 2002.





**HEIGHT** 5-10  
**WEIGHT** 195  
**AGE** 29 (as of 9/9/07)  
**HOMETOWN** Osceola, AR  
**HIGH SCHOOL** Osceola HS  
**COLLEGE** Arkansas  
**EXPERIENCE** Eighth NFL season, third with the Jets  
**ACQUIRED** Signed as an UFA on 3/6/04 (ARI)

## 36 DAVID BARRETT

### CORNERBACK

#### CAREER HIGHLIGHTS

- A veteran of 104 regular-season games, Barrett has made 66 career starts.
- Barrett has racked up 406 tackles and 16 career INT for 137 return yards.
- Credited with 58 PD, 10 FF and three FR.
- Has started three postseason contests and recorded 16 tackles, five PD and one INT, which he returned 24 yards.

#### FILM STUDY PAYS OFF

David provides a great example of why hours of film study pay off.

In the 2006 regular season finale vs. the Oakland Raiders, Barrett forced a Johnnie Morant fumble to end Oakland's first possession for the 10th forced fumble of his career.

When asked after the game about the play, Barrett said he watched film of Morant and noticed that he "carried the ball loosely."

#### CAREER DEFENSIVE STATISTICS

TACKLES									INTERCEPTIONS				FUMBLES			
Year	Team	GP	GS	TT	Solo	Asts	Sk	Yds	No	Yds	Lg	TD	PD	FF	FR	Yds
2000	ARI	16	0	8	7	1	0	0	0	0	0	0	1	1	1	0
2001	ARI	16	9	71	50	21	0	0	2	30	23	0	9	2	0	0
2002	ARI	14	14	82	57	25	0	0	3	40	22	0	10	1	1	21
2003	ARI	16	16	89	70	19	0	0	1	25	25	0	10	1	0	0
2004	NYJ	16	16	66	58	8	0	0	2	14	14	0	13	1	0	0
2005	NYJ	13	8	54	44	10	0	0	5	28	13	0	10	2	1	30
2006	NYJ	13	3	36	23	13	0	0	3	0	0	0	6	2	0	0
Career Totals		104	66	406	309	97	0	0	16	137	25	0	59	10	3	51

**Additional Statistics:** Special Teams Tackles: 5 in 2000, 7 in 2001, 1 in 2002, 1 in 2003. Gained 46 yards on two reverses on kickoff returns in 2000 (41 yards vs. NYG on Sept. 3 and five yards vs. Green Bay on Sept. 24).

#### CAREER POSTSEASON STATISTICS

				TACKLES					INTERCEPTIONS				FUMBLES			
Year	Team	GP	GS	TT	Solo	Asts	Sk	Yds	No	Yds	Lg	TD	PD	FF	FR	Yds
2004	NYJ	2	2	11	11	0	0	0	1	24	24	0	3	0	0	0
2006	NYJ	1	1	5	4	1	0	0	0	0	0	0	2	0	0	0
Career Totals		3	3	16	15	1	0	0	1	24	24	0	5	0	0	0

#### SEASON BY SEASON REVIEW

**2006 (JETS)** Recorded five tackles and had two PD in the Wild Card Playoff Game loss at NE...Recorded his third INT of the season in the week 15 win at MIN...Earned his first start of the season and recorded an INT in consecutive games for the fourth time in his career. Also had seven tackles and a PD in the Week 3 win at BUF.

**2005 (JETS)** Played in his 90th regular-season game and had a season-high nine tackles (five solo) Week 16 vs. NE...Credited with four tackles (all solo) and a FF (his second in two games) that was recovered by Victor Hobson, leading to the Jets' only score in the Week 4 loss at BAL...In the Week 3 loss vs. JAX he was credited with five tackles (four solo), a PD, a FF and a FR which led to the Jets' tying score.

**2004 (JETS)** Notched seven tackles, one INT and three PD in the Jets' third consecutive OT game, a 20-17 Divisional Playoff loss at PIT. Intercepted QB Ben Roethlisberger with two minutes left in the fourth quarter to thwart a PIT comeback score at the end of regulation...Started his 50th career contest in the Week 12 win at ARI and finished with five tackles, including one for a loss, one INT and one FF.

**2003 (ARI)** Recorded six tackles, batted down two passes and separated RB Shaun Alexander from the ball at the one-yard line to stop a certain SEA scoring opportunity in Week 16...In Week 13 at CHI, he had five tackles, a PD and stopped a fake FG pitch to LB Brian Urlacher in the third quarter.



**2002 (ARI)** Recorded his second INT of the season in the fourth quarter of Week 9 vs. STL when he picked off a Marc Bulger pass at the 38-yard line and then lateraled the football to teammate Justin Lucas and eventually threw a key block downfield as Lucas cruised 35 yards to the end zone. He finished the game with four tackles, two PD and the INT.

**2001 (ARI)** Recorded his first career INT in the second quarter of Week four at CHI, in addition to posting six tackles...Made his first career start in place of the injured Tom Knight in Week 2 vs. ATL and collected nine tackles.

**2000 (ARI)** In Week 2 against DAL, Barrett recorded three tackles, one FF and one FR.

**OFF-THE-FIELD**

- Majored in Architecture at Arkansas.
- Joined teammate Adrian Jones and ABC in building a new home for the Llanes family of Bergenfield, NJ on ABC's Extreme Makeover: Home Edition in September 2006.
- Barrett's mother passed away when he was one year old. He was raised by his older sisters, Kim and Denna, along with their grandparents in Osceola, AR.
- One son, David Jr.
- Barrett was born in Waterloo, IA.

**BEFORE THE NFL**

- Was a two-time All-SEC pick at Arkansas as a junior and senior.
- Totaled 176 tackles, seven INT, three FF and five sacks during his collegiate career.
- Led Osceola (AR) High School to the Class AAA state title as a senior.
- Also lettered in track and baseball and was the high point scorer at the prep district track meet.

**2006 GAME-BY-GAME STATISTICS**

Date	Opp	GP	GS	TACKLES					Yds	INTERCEPTIONS				PD	FUMBLES			Yds
				TT	Solo	Asts	Sk	No		Yds	Lg	TD	FF		FR			
9/10	at TEN	1	0	7	6	1	0.0	0	0	0	0	0	0	0	1	0	0	
9/17	vs NE	1	0	5	4	1	0.0	0	1	0	0	0	1	0	0	0	0	
9/24	at BUF	1	1	7	2	5	0.0	0	1	0	0	0	1	0	0	0	0	
10/1	vs IND							INACTIVE										
10/8	at JAX	1	0	1	0	1	0.0	0	0	0	0	0	0	0	0	0	0	
10/15	vs MIA							INACTIVE										
10/22	vs DET							INACTIVE										
10/29	at CLE	1	0	1	1	0	0.0	0	0	0	0	0	0	0	0	0	0	
11/12	at NE	1	0	3	3	0	0.0	0	0	0	0	0	0	0	0	0	0	
11/19	vs CHI	1	1	3	2	1	0.0	0	0	0	0	0	0	0	0	0	0	
11/26	vs HOU	1	0	3	1	2	0.0	0	0	0	0	0	1	0	0	0	0	
12/3	at GB	1	0	3	1	2	0.0	0	0	0	0	0	1	0	0	0	0	
12/10	vs BUF	1	0	0	0	0	0.0	0	0	0	0	0	0	0	0	0	0	
12/17	at MIN	1	0	0	0	0	0.0	0	1	0	0	0	1	0	0	0	0	
12/25	at MIA	1	0	1	1	0	0.0	0	0	0	0	0	1	0	0	0	0	
12/31	vs OAK	1	1	2	2	0	0.0	0	0	0	0	0	0	1	0	0	0	
Season Totals		13	3	36	23	13	0.0	0	3	0	0	0	6	2	0	0	0	

**CAREER TRANSACTIONS**

- Signed with the Jets as an UFA on 3/6/04.
- Selected by ARI in the fourth round (102nd overall) of the 2000 NFL Draft.

**SINGLE-GAME CAREER HIGHS**

Tackles	11	Twice, last time at CAR	12/30/01
Interceptions	1	16 Times, last time at MIN	12/17/06
Passes Defensed	3	Twice, last time at MIA	10/3/04

**2005 GAME-BY-GAME STATISTICS**

				TACKLES					INTERCEPTIONS				FUMBLES			
Date	Opp	GP	GS	TT	Solo	Asts	Sk	Yds	No	Yds	Lg	TD	FF	FR	Yds	
9/11	at KC	1	1	6	6	0	0	0	0	0	0	0	0	0	0	
9/18	vs MIA	1	1	4	3	1	0	0	1	1	1	0	0	0	0	
9/25	vs JAX	1	1	5	4	1	0	0	0	0	0	0	1	1	30	
10/2	at BAL	1	1	4	4	0	0	0	0	0	0	0	1	0	0	
10/9	vs TB	1	1	3	3	0	0	0	0	0	0	0	0	0	0	
10/16	at BUF	1	1	6	3	3	0	0	0	0	0	0	0	0	0	
10/24	at ATL	1	1	3	3	0	0	0	1	4	4	0	0	0	0	
11/6	vs SD	1	1	4	4	0	0	0	1	10	10	0	0	0	0	
11/13	at CAR							INACTIVE INACTIVE INACTIVE								
11/20	at DEN															
11/27	vs NO															
12/4	at NE	1	0	1	1	0	0	0	0	0	0	0	0	0	0	
12/11	vs OAK	1	0	1	1	0	0	0	1	0	0	0	0	0	0	
12/18	at MIA	1	0	2	2	0	0	0	1	13	13	0	0	0	0	
12/26	vs NE	1	0	9	5	4	0	0	0	0	0	0	0	0	0	
1/1	vs BUF	1	0	6	5	1	0	0	0	0	0	0	0	0	0	
Season Totals		13	8	54	44	10	0	0	5	28	13	0	2	1	30	

# 2004 GAME-BY-GAME STATISTICS

				TACKLES					INTERCEPTIONS					FUMBLES		
Date	Opp	GP	GS	TT	Solo	Asts	Sk	Yds	No	Yds	Lg	PD	FF	FR	Yds	
9/12	vs CIN	1	1	3	3	0	0	0	0	0	0	1	0	0	0	
9/19	at SD	1	1	6	5	1	0	0	0	0	0	0	0	0	0	
10/3	at MIA	1	1	0	0	0	0	0	0	0	0	3	0	0	0	
10/10	vs BUF	1	1	7	5	2	0	0	0	0	0	1	0	0	0	
10/17	vs SF	1	1	6	6	0	0	0	0	0	0	0	0	0	0	
10/24	at NE	1	1	3	3	0	0	0	0	0	0	0	0	0	0	
11/1	vs MIA	1	1	1	1	0	0	0	0	0	0	1	0	0	0	
11/7	at BUF	1	1	4	4	1	0	0	0	0	0	1	0	0	0	
11/14	vs BAL	1	1	6	6	1	0	0	0	0	0	1	0	0	0	
11/21	at CLE	1	1	1	1	0	0	0	0	0	0	0	0	0	0	
11/28	at ARI	1	1	5	5	0	0	0	1	14	14	0	1	0	0	
12/5	vs HOU	1	1	5	5	1	0	0	1	0	0	2	0	0	0	
12/12	at PIT	1	1	3	3	1	0	0	0	0	0	2	0	0	0	
12/19	vs SEA	1	1	3	3	1	0	0	0	0	0	0	0	0	0	
12/26	vs NE	1	1	4	4	0	0	0	0	0	0	1	0	0	0	
1/2	at STL	1	1	4	4	0	0	0	0	0	0	0	0	0	0	
Season Totals		16	16	66	58	8	0	0	2	14	14	13	1	0	0	

# 2003 GAME-BY-GAME STATISTICS (ARI)

				TACKLES					INTERCEPTIONS					FUMBLES		
Date	Opp	GP	GS	TT	Solo	Asts	Sk	Yds	No	Yds	Lg	PD	FF	FR	Yds	
9/7	at DET	1	1	4	1	3	0	0	0	0	0	0	0	0	0	
9/14	vs SEA	1	1	3	3	0	0	0	0	0	0	1	0	0	0	
9/21	vs GB	1	1	7	5	2	0	0	0	0	0	1	0	0	0	
9/28	at STL	1	1	7	5	2	0	0	0	0	0	0	0	0	0	
10/5	at DAL	1	1	2	1	1	0	0	0	0	0	0	0	0	0	
10/12	vs BAL	1	1	6	4	2	0	0	0	0	0	2	0	0	0	
10/26	vs SF	1	1	4	4	0	0	0	0	0	0	0	0	0	0	
11/2	vs CIN	1	1	9	8	1	0	0	0	0	0	0	0	0	0	
11/9	at PIT	1	1	2	2	0	0	0	0	0	0	0	0	0	0	
11/16	at CLE	1	1	7	4	3	0	0	0	0	0	0	0	0	0	
11/23	vs STL	1	1	5	4	1	0	0	1	25	25	2	1	0	0	
11/30	at CHI	1	1	5	5	0	0	0	0	0	0	1	0	0	0	
12/7	at SF	1	1	7	6	1	0	0	0	0	0	0	0	0	0	
12/14	vs CAR	1	1	8	8	0	0	0	0	0	0	1	0	0	0	
12/21	at SEA	1	1	6	4	2	0	0	0	0	0	2	1	0	0	
12/28	vs MIN	1	1	7	6	1	0	0	0	0	0	0	0	0	0	
Season Totals		16	16	89	70	19	0	0	1	25	25	10	1	0	0	

# 2002 GAME-BY-GAME STATISTICS (ARI)

2002 Game Log - Game 17 - Minnesota (W)																	
				TACKLES					INTERCEPTIONS					FUMBLES			
Date	Opp	GP	GS	TT	Solo	Asts	Sk	Yds	No	Yds	Lg	PD	FF	FR	Yds		
9/8	at WAS	1	1	10	7	3	0	0	0	0	0	0	0	0	0	0	0
9/15	at SEA	1	1	9	7	2	0	0	0	0	0	0	1	0	1	21	0
9/22	vs SD	1	1	4	2	2	0	0	0	0	0	0	0	0	0	0	0
9/29	vs NYG	1	1	4	3	1	0	0	1	22	22	1	0	0	0	0	0
10/6	at CAR	1	1	6	4	2	0	0	0	0	0	0	1	0	0	0	0
10/20	vs DAL	1	1	5	4	1	0	0	0	0	0	0	0	0	0	0	0
10/27	at SF	1	1	5	3	2	0	0	0	0	0	0	1	0	0	0	0
11/3	vs STL	1	1	4	2	2	0	0	1	3	3	2	0	0	0	0	0
11/10	vs SEA	1	1	6	4	2	0	0	0	0	0	0	1	0	0	0	0
11/17	at PHI	1	1	7	4	3	0	0	0	0	0	0	0	1	0	0	0
11/24	vs OAK	1	1	9	8	1	0	0	0	0	0	0	0	0	0	0	0
12/1	at KC	1	1	5	2	3	0	0	0	0	0	0	1	0	0	0	0
12/8	vs DET	1	1	3	2	1	0	0	0	0	0	0	0	0	0	0	0
12/15	at STL	1	1	5	5	0	0	0	0	1	15	15	2	0	0	0	0
Season Totals		14	14	82	57	25	0	0	3	40	22	10	1	1	21		



**HEIGHT** 6-2  
**WEIGHT** 245  
**AGE** 29 (as of 9/9/07)  
**HOMETOWN** Alexandria, VA  
**HIGH SCHOOL** Thomas A. Edison HS  
**COLLEGE** Maryland  
**EXPERIENCE** Ninth NFL season, fourth with the Jets  
**ACQUIRED** Signed as an unrestricted free agent on 3/6/04 (OAK)

## 50 ERIC BARTON

### LINEBACKER

#### CAREER HIGHLIGHTS

- Barton has played in 104 career regular-season games, making 70 starts, and has recorded 582 tackles, 16.5 sacks, three INT, 16 PD, six FF and four FR.
- Has played in eight postseason games, including Super Bowl XXXVII, making six starts and recording 51 tackles, one INT, one PD and one FF.
- Has posted four seasons with 100 or more total tackles.

#### GATORADE DUMP

Eric, flanked by Kerry Rhodes and Jonathan Vilma, went about the task of executing coach Eric Mangini's first NFL Gatorade dump.

It was late in the fourth quarter of the regular season finale, with the Jets well on their way to clinching a playoff berth. The three defensive players grabbed a Gatorade cooler and poured it over Mangini in the closing seconds.

"Like the coaches, we had a game plan and we executed it," Barton said.

#### CAREER DEFENSIVE STATISTICS

Year	Team	GP	GS	TT	TACKLES				Yds	INTERCEPTIONS				PD	FUMBLES			Yds
					Solo	Asts	Sk			No	Yds	Lg	TD		FF	FR		
1999	OAK	16	3	29	27	2	3.0	27	0	0	0	0	0	0	0	0	0	0
2000	OAK	4	0	8	6	2	0.0	0	0	0	0	0	0	0	0	0	0	0
2001	OAK	16	1	38	29	9	0.0	0	0	0	0	0	0	0	1	0	0	0
2002	OAK	16	16	125	95	30	6.0	27	2	5	3	0	4	4	3	0	0	0
2003	OAK	16	16	132	98	34	0.5	0	0	0	0	0	6	6	1	0	0	0
2004	NYJ	16	16	125	87	38	2.5	9	1	7	7	0	3	3	1	4	2	2
2005	NYJ	4	3	25	13	12	0.0	0	0	0	0	0	1	1	0	0	0	0
2006	NYJ	16	15	100	72	28	4.5	36	0	0	0	0	2	2	1	0	0	0
<b>Career Totals</b>	<b>104</b>	<b>70</b>	<b>582</b>	<b>427</b>	<b>155</b>	<b>16.5</b>	<b>99</b>	<b>3</b>	<b>12</b>	<b>7</b>	<b>0</b>	<b>16</b>	<b>7</b>	<b>4</b>	<b>2</b>	<b>2</b>	<b>2</b>	<b>2</b>

**Additional Statistics:** Special Teams Tackles: 7 in 1999, 2 in 2000, 16 in 2001, 1 in 2002, 3 in 2004.

#### SEASON BY SEASON REVIEW

**2006 (JETS)** Notched eight tackles and split a sack with Bryan Thomas in the Wild Card Playoff Game loss at NE...Dropped QB Aaron Brooks for a sack and forced a fumble in the regular season finale vs. OAK. Also recorded four tackles, finishing tied for second on the team with 100 for the season...Led the team in tackles with 10 and recorded his second sack of the season in the Week 8 loss at CLE...Tied for the team lead with 11 tackles in the Week 4 loss vs. IND.

**2005 (JETS)** Placed on IR on 10/31/05...Posted eight tackles before leaving the game early with an ankle injury in the Week 3 loss vs. JAX.

**2004 (JETS)** Registered nine or more tackles seven times, including the Jets' OT Wild Card victory at SD...Led the team with 10 tackles in the Jets' regular-season finale, a 32-29 OT loss at STL...Earned AFC Defensive Player of the Week honors as a result of his nine-tackle, one pressure, one sack, one INT, two PD, one FF and one FR performance in the Week 15 win vs. SEA...Ranked first on the team with a career-high 16 tackles, including 12 solo and one for a loss, in the Week 9 loss at BUF.

**2003 (OAK)** Had 12 tackles in the Week 16 loss to GB...Had 12 tackles, eight solo, in season opener at TEN.

**2002 (OAK)** Started and tallied 13 tackles at LB in Super Bowl XXXVII loss to TB...Led the team for the ninth time on the season with a nine-tackle performance vs. KC in the season finale...Led the team with 11 tackles, a PD and an INT that led to an OAK score in a 41-20 win in Week 12 at ARI.

**2001 (OAK)** Contributed at LB in Divisional Playoff game at NE, recording five tackles and two special teams tackles.

**2000 (OAK)** Made season debut in Week 8 vs. SEA, recording six tackles from his LB position.

**1999 (OAK)** Saw action in all 16 games on special teams and at LB, making three starts and finishing with 29 tackles and two sacks along with seven special teams tackles in his rookie season...Recorded a sack on the first play of his first NFL start and added a team-high eight tackles in Week 15 vs. TB.

## OFF-THE-FIELD

- Majored in Criminology and Criminal Justice while attending the University of Maryland.

## BEFORE THE NFL

- Recorded more than 100 tackles as a sophomore, junior and senior at Maryland, which helped land him fourth all-time on the Terps' career tackles list.
- Led ACC in solo tackles as a junior and senior.
- First-team All-ACC selection as a senior, who led the conference in total tackles (159) and average tackles per game (14.5).
- Was the only true freshman to play for Maryland in 1995, posting 18 tackles.
- Earned All-American honors from the National Recruiting Advisor, All-Atlantic Coast recognition from *Blue Chip Illustrated Magazine* and was rated the 10th-best football player in the state of Virginia by *Super Prep Magazine* as a senior at Edison High School in Alexandria, VA.
- Born in Fayetteville, NC.

## CAREER TRANSACTIONS

- Signed with the Jets as a UFA on 3/6/04 (OAK).
- Selected by OAK in the fifth round (146th overall) of the 1999 NFL Draft.



## 2006 GAME-BY-GAME STATISTICS

Year	Team	GP	GS	TT	TACKLES			Yds	INTERCEPTIONS				PD	FUMBLES		Yds
					Solo	Asts	Sk		No	Yds	Lg	TD		FF	FR	
9/10	at TEN	1	1	9	6	3	0.0	0	0	0	0	0	0	0	0	0
9/17	vs NE	1	1	9	4	5	0.0	0	0	0	0	0	0	0	0	0
9/24	at BUF	1	1	8	7	1	0.0	0	0	0	0	0	0	0	0	0
10/1	vs IND	1	1	11	8	3	0.0	0	0	0	0	0	0	0	0	0
10/8	at JAX	1	0	6	5	1	1.0	9	0	0	0	0	0	0	0	0
10/15	vs MIA	1	1	8	5	3	0.0	0	0	0	0	0	0	0	0	0
10/22	vs DET	1	1	4	3	1	0.0	0	0	0	0	0	1	0	0	0
10/29	at CLE	1	1	10	9	1	1.0	6	0	0	0	0	0	0	0	0
11/12	at NE	1	1	4	2	2	0.0	0	0	0	0	0	0	0	0	0
11/19	vs CHI	1	1	5	3	2	0.0	0	0	0	0	0	0	0	0	0
11/26	vs HOU	1	1	2	2	0	0.0	0	0	0	0	0	1	0	0	0
12/3	at GB	1	1	6	4	2	0.0	0	0	0	0	0	0	0	0	0
12/10	vs BUF	1	1	6	6	0	0.0	0	0	0	0	0	0	0	0	0
12/17	at MIN	1	1	4	2	2	1.0	10	0	0	0	0	0	0	0	0
12/25	at MIA	1	1	4	2	2	0.5	4	0	0	0	0	0	0	0	0
12/31	vs OAK	1	1	4	4	0	1.0	7	0	0	0	0	0	1	0	0
<b>Season Totals</b>		<b>16</b>	<b>15</b>	<b>100</b>	<b>72</b>	<b>28</b>	<b>4.5</b>	<b>36</b>	<b>0</b>	<b>0</b>	<b>0</b>	<b>0</b>	<b>2</b>	<b>1</b>	<b>0</b>	<b>0</b>

## CAREER POSTSEASON STATISTICS

Year	Team	GP	GS	TT	TACKLES			Yds	INTERCEPTIONS				PD	FUMBLES		Yds
					Solo	Asts	Sk		No	Yds	Lg	TD		FF	FR	
2001	OAK	2	0	5	4	1	0.0	0	0	0	0	0	0	0	0	0
2002	OAK	3	3	25	18	7	0.0	0	1	0	0	0	1	1	0	0
2004	NYJ	2	2	13	9	4	0.0	0	0	0	0	0	0	0	0	0
2006	NYJ	1	1	8	2	6	0.5	6	0	0	0	0	0	0	0	0
<b>Career Totals</b>		<b>8</b>	<b>6</b>	<b>51</b>	<b>33</b>	<b>18</b>	<b>0.5</b>	<b>6</b>	<b>1</b>	<b>0</b>	<b>0</b>	<b>0</b>	<b>1</b>	<b>1</b>	<b>0</b>	<b>0</b>

## SINGLE-GAME CAREER HIGHS

Tackles	16	at BUF	11/7/04
Sacks	2	Twice, last time vs SD	10/20/02
Interceptions	1	Three times, last time vs SEA	12/19/04
Passes Defensed	2	vs SEA	12/19/04
Forced Fumbles	1	Six times, last time vs OAK	12/31/06





BARTON

### 2005 GAME-BY-GAME STATISTICS

Date	Opp	GP	GS	TT	TACKLES				Yds	INTERCEPTIONS				PD	FUMBLES		
					Solo	Asts	Sk			No	Yds	Lg			FF	FR	Yds
9/11	at KC	1	1	8	5	3	0	0	0	0	0	0	1	0	0	0	0
9/18	vs MIA	1	1	9	4	5	0	0	0	0	0	0	0	0	0	0	0
9/25	vs JAX	1	1	8	4	4	0	0	0	0	0	0	0	0	0	0	0
10/2	at BAL																
10/9	vs TB																
10/16	at BUF																
10/24	at ATL	1	0	0	0	0	0	0	0	0	0	0	0	0	0	0	0
11/6	vs SD																
Season Totals		4	3	25	13	12								1	0	0	0

INACTIVE  
INACTIVE  
INACTIVE  
  
PLACED ON INJURED RESERVE 10/31

### 2004 GAME-BY-GAME STATISTICS

Date	Opp	GP	GS	TT	TACKLES				Yds	INTERCEPTIONS				PD	FUMBLES		
					Solo	Asts	Sk			No	Yds	Lg			FF	FR	Yds
9/12	vs CIN	1	1	5	4	1	0	0	0	0	0	0	0	0	0	0	0
9/19	at SD	1	1	6	4	2	0	0	0	0	0	0	0	0	0	1	0
10/3	at MIA	1	1	5	3	2	1	0	0	0	0	0	1	0	0	1	0
10/10	vs BUF	1	1	6	1	5	0	0	0	0	0	0	0	0	0	0	0
10/17	vs SF	1	1	7	7	0	0	0	0	0	0	0	0	0	0	0	0
10/24	at NE	1	1	11	7	4	0	0	0	0	0	0	0	0	0	1	2
11/1	vs MIA	1	1	5	4	1	.5	3	0	0	0	0	0	0	0	0	0
11/7	at BUF	1	1	16	12	4	0	0	0	0	0	0	0	0	0	0	0
11/14	vs BAL	1	1	9	5	4	0	0	0	0	0	0	0	0	0	0	0
11/21	at CLE	1	1	10	9	1	0	0	0	0	0	0	0	0	0	0	0
11/28	at ARI	1	1	8	6	2	0	0	0	0	0	0	0	0	0	0	0
12/5	vs HOU	1	1	5	3	2	0	0	0	0	0	0	0	0	0	0	0
12/12	at PIT	1	1	5	2	3	0	0	0	0	0	0	0	0	0	0	0
12/19	vs SEA	1	1	9	6	3	1	5	1	7	7	2	1	1	1	0	0
12/26	vs NE	1	1	8	6	2	0	0	0	0	0	0	0	0	0	0	0
1/2	at STL	1	1	10	8	2	0	0	0	0	0	0	0	0	0	0	0
Season Totals		16	16	125	87	38	2.5	9		1	7	7	3	1	4	2	

### 2003 GAME-BY-GAME STATISTICS (OAK)

Date	Opp	GP	GS	TT	TACKLES				Yds	INTERCEPTIONS				PD	FUMBLES		
					Solo	Asts	Sk			No	Yds	Lg			FF	FR	Yds
9/7	at TEN	1	1	12	8	4	0	0	0	0	0	0	0	0	0	0	0
9/14	vs CIN	1	1	8	7	1	0	0	0	0	0	0	1	0	0	0	0
9/22	at DEN	1	1	5	4	1	0	0	0	0	0	0	0	0	0	0	0
9/28	vs SD	1	1	8	5	3	0	0	0	0	0	0	0	0	0	0	0
10/5	at CHI	1	1	5	2	3	0	0	0	0	0	0	1	1	0	0	0
10/12	at CLE	1	1	7	6	1	0	0	0	0	0	0	1	0	0	0	0
10/20	vs KC	1	1	6	5	1	0	0	0	0	0	0	0	0	0	0	0
11/2	at DET	1	1	9	9	0	0	0	0	0	0	0	0	0	0	0	0
11/9	vs NYJ	1	1	9	7	2	0	0	0	0	0	0	0	0	0	0	0
11/16	vs MIN	1	1	8	5	3	0	0	0	0	0	0	0	0	0	0	0
11/23	at KC	1	1	7	6	1	0	0	0	0	0	0	1	0	0	0	0
11/30	vs DEN	1	1	12	7	5	.5	0	0	0	0	0	1	0	0	0	0
12/7	at PIT	1	1	9	9	0	0	0	0	0	0	0	1	0	0	0	0
12/14	vs BAL	1	1	6	5	1	0	0	0	0	0	0	0	0	0	0	0
12/22	vs GB	1	1	12	7	5	0	0	0	0	0	0	0	1	0	0	0
12/28	at SD	1	1	9	6	3	0	0	0	0	0	0	0	0	0	0	0
Season Totals		16	16	132	98	34	.5	0		0	0	0	6	1	0	0	



**HEIGHT** 6-3  
**WEIGHT** 265  
**AGE** 30 (as of 9/9/07)  
**HOMETOWN** Detroit, MI  
**HIGH SCHOOL** St. Mary's HS (Michigan)  
**COLLEGE** Western Illinois  
**EXPERIENCE** Ninth NFL season, first with the Jets  
**ACQUIRED** Signed as an UFA on 3/29/07 (MIA)

## 96 DAVID BOWENS

### DEFENSIVE END

#### CAREER HIGHLIGHTS

- Has played in 105 games, making 15 starts, with 164 tackles (93 solo), 26 sacks, 20 PD, four FF and two FR.
- Has appeared in one postseason game, in 2001 for MIA.
- Has the distinction of being with four organizations in a little more than two months (GB, BUF, WAS and MIA) between August and October, 2001 before spending six seasons with the Dolphins.
- Registered 18 of his 26 career sacks over the last three seasons.

#### CAREER DEFENSIVE STATISTICS

Year	Team	GP	GS	TT	TACKLES				Yds	INTERCEPTIONS		FUMBLES		
					Solo	Asts	Sacks			No	Yds	PD	FF	FR
1999	DEN	16	0	10	6	4	1	1	0	0	0	0	0	0
2000	GB	14	0	34	16	18	3.5	32	0	0	0	0	0	0
2001	WAS	1	0	0	0	0	0	0	0	0	0	0	0	0
	MIA	8	0	13	5	8	1	5	0	0	0	5	1	0
2002	MIA	14	0	20	10	10	1.5	12	0	0	0	2	0	0
2003	MIA	4	0	2	2	0	1	8	0	0	0	2	0	0
2004	MIA	16	15	52	29	23	7	55	0	0	0	6	2	0
2005	MIA	16	0	19	16	3	6	38	0	0	0	4	1	0
2006	MIA	16	0	14	9	5	5	27.5	0	0	0	1	0	2
<b>Career Totals</b>		<b>105</b>	<b>15</b>	<b>164</b>	<b>93</b>	<b>71</b>	<b>26</b>	<b>179</b>	<b>0</b>	<b>0</b>	<b>0</b>	<b>20</b>	<b>4</b>	<b>2</b>

**Additional Statistics:** Special teams tackles: 9 in 1999, 7 in 2000, 7 in 2001, 12 in 2002, 6 in 2004, 6 in 2005, 4 in 2006.....Special teams fumble recoveries: 1 in 2000. Special teams forced fumbles: 1 in 2001. Kickoff Returns: 1-12 in 2000, 2-21 in 2006.

#### SEASON BY SEASON REVIEW

**2006 (MIA)** Tallied a sack for the third consecutive week in Week 13 vs. JAX, as he posted four sacks in the last seven games...Recovered the first fumble of his career Week 7 vs. GB.

**2005 (MIA)** Recorded sacks for three consecutive games, ending with Week 16 vs. TEN...Had a season-high four tackles and a career-best two sacks in Week 12 at OAK, including a strip-sack of Kerry Collins.

**2004 (MIA)** Recorded five tackles in Week 17 at BAL and stripped the ball from RB Jamal Lewis, resulting in a safety as Kyle Boller recovered the ball in the end zone...Posted a season-high six tackles and recorded one FF and two PD in Week 12 at SF...Made first NFL start in Week 1 vs. TEN.

**2003 (MIA)** Recorded a sack in Week 17 vs. Jets...Began the

season on the team's Reserve/Non-Football Injury list after suffering an offseason injury.

**2002 (MIA)** Posted a season-high four tackles in Week 5 vs. NE, which included his only sack of the year, dropping Tom Brady for a 10-yard loss.

**2001 (MIA/WAS)** Tallied six tackles and one sack in Week 15 at NE...Week 11 at BUF knocked the ball loose from Nate Clements on kick return with 1:05 left in the game, which helped set up the game-winning TD for MIA...Played one game for WAS.

**2000 (GB)** Notched four tackles and one sack in Week 10 vs. MIN...Collected a season-high five tackles and one sack in Week 3 vs. PHI. 1999 (DEN): Recorded first NFL sack when he tackled Drew Bledsoe in Week 7 at NE.



BOWENS

## OFF-THE-FIELD

- Majored in Accounting.
- An avid bowler who carries a 221 average, including a personal best of 275.
- Is the son of Frank Williams, who competed on the Pro Bowlers' Tour in the 1980's.
- Was the winner of Dolphins' 2004 Ed Block Courage Award as well as the 2004 PFWA "Good Guy" Award.
- Created "The David Bowens Foundation" in 2005, which was created to help kids who suffer from Asthma and Cystic Fibrosis.
- Helped raise more than \$20,000 for victims of Hurricane Katrina.
- Born in Denver, CO.

## BEFORE THE NFL

- Began his collegiate career at the University of Michigan, where he played for two seasons before transferring to Western Illinois in 1998.
- In his lone season at Western Illinois, was a Division I-AA All-American, who recorded 134 tackles, 37 TFL, four FF and two FR.
- In his sophomore season at Michigan (1996), he set a school single-season record with 12 sacks.
- Played one year of basketball for the University of Michigan.
- Played TE and HB at St. Mary's HS (MI) and lettered three times each in basketball and track.
- Was an All-State pick in basketball and the state champion in the long jump as a sophomore (23'0").

## CAREER TRANSACTIONS

- Signed with the Jets as an UFA on 3/29/07.
- Signed by MIA as a FA on 10/22/01.
- Released by WAS on 9/26/01.
- Claimed by WAS on 9/3/01.
- Waived by BUF on 9/2/01.
- Acquired by BUF via trade from GB on 8/7/01 in exchange for TE Bobby Collins.
- Acquired by GB via trade from DEN on 2/24/00 in exchange for a 2001 seventh round pick.
- Selected by DEN in the fifth round (158th overall) of the 1999 NFL Draft.

## SINGLE-GAME CAREER HIGHS

Sacks	2	at Oakland	11/27/05
-------	---	------------	----------

## CAREER POSTSEASON STATISTICS

Year	Team	GP	GS	TT	TACKLES				Yds	INTERCEPTIONS		FUMBLES		
					Solo	Asts	Sk			No	Yds	PD	FF	FR
2001	MIA	1	0	0	0	0	0	0	0	0	0	0	0	0
<b>Career Totals</b>		<b>1</b>	<b>0</b>	<b>0</b>	<b>0</b>	<b>0</b>	<b>0</b>	<b>0</b>	<b>0</b>	<b>0</b>	<b>0</b>	<b>0</b>	<b>0</b>	<b>0</b>

**Additional Statistics:** Special teams tackles: 1 in 2001

## 2006 GAME-BY-GAME STATISTICS (MIA)

Date	Opp	GP	GS	TT	TACKLES				Yds	INTERCEPTIONS		FUMBLES		
					Solo	Ast	Sk			INT	Yds	FF	FR	
9/7	at PIT	1	0	0	0	0	0	0	0	0	0	0	0	0
9/17	vs BUF	1	0	1	0	1	0	0	0	0	0	0	0	0
9/24	vs TEN	1	0	0	0	0	0	0	0	0	0	0	0	0
10/1	at HOU	1	0	1	1	0	0	0	0	0	0	0	0	0
10/8	at NE	1	0	1	0	1	0	0	0	0	0	0	1	
10/15	at NYJ	1	0	1	0	1	0	0	0	0	0	0	0	0
10/22	vs GB	1	0	0	0	0	0	0	0	0	0	0	1	
11/5	at CHI	1	0	1	1	0	1	6	0	0	0	0	0	0
11/12	vs KC	1	0	0	0	0	0	0	0	0	0	0	0	0
11/19	vs MIN	1	0	1	1	0	1	3	0	0	0	0	0	0
11/23	at DET	1	0	1	1	0	1	8	0	0	0	0	0	0
12/3	vs JAX	1	0	2	0	2	1	9.5	0	0	0	0	0	0
12/10	vs NE	1	0	1	1	0	0	0	0	0	0	0	0	0
12/17	at BUF	1	0	2	2	0	1	1	0	0	0	0	0	0
12/25	vs NYJ	1	0	2	2	0	0	0	0	0	0	0	0	0
12/31	at IND	1	0	0	0	0	0	0	0	0	0	0	0	0
<b>Season Totals</b>		<b>16</b>	<b>0</b>	<b>14</b>	<b>9</b>	<b>5</b>	<b>5</b>	<b>27.5</b>	<b>0</b>	<b>0</b>	<b>0</b>	<b>0</b>	<b>2</b>	



**HEIGHT** 6-4  
**WEIGHT** 250  
**AGE** 30 (as of 9/9/07)  
**HOMETOWN** Sioux City, IA  
**HIGH SCHOOL** North (IA) HS  
**COLLEGE** South Dakota  
**EXPERIENCE** Eighth NFL season, second with the Jets  
**ACQUIRED** Signed as an UFA on 3/21/06 (NE)

## 58 MATT CHATHAM

### LINEBACKER

#### CAREER HIGHLIGHTS

- Has totaled 64 defensive tackles and 101 special teams tackles during his eight-year career.
- Scored his only career TD in the Patriots' 17-6 win over NYG when he scooped up a loose ball and returned it 38 yards to the end zone in 2003.
- Recorded two special teams tackles in Super Bowl XXXVIII.



#### CAREER DEFENSIVE STATISTICS

Year	Team	GP	GS	TT	TACKLES				Yds	INTERCEPTIONS				PD	FUMBLES			Yds
					Solo	Asts	Sk			No	Yds	Lg	TD		FF	FR		
2000	NE	6	0	0	0	0	0	0	0	0	0	0	0	0	0	0	0	0
2001	NE	11	0	2	2	0	0	0	0	0	0	0	0	0	0	0	0	0
2002	NE	13	0	2	2	0	0	0	0	0	0	0	0	0	0	0	0	0
2003	NE	16	4	34	22	12	1.5	11	11	0	0	0	0	0	1	2	38	
2004	NE	5	0	0	0	0	0	0	0	0	0	0	0	0	0	0	0	0
2005	NE	15	0	7	5	2	1	5	5	0	0	0	0	1	0	0	0	0
2006	NYJ	16	0	19	10	9	0	0	0	0	0	0	0	0	0	0	0	0
<b>Career Totals</b>		<b>82</b>	<b>4</b>	<b>64</b>	<b>41</b>	<b>23</b>	<b>3</b>	<b>16</b>	<b>16</b>	<b>0</b>	<b>0</b>	<b>0</b>	<b>0</b>	<b>1</b>	<b>1</b>	<b>2</b>	<b>38</b>	

**Additional Statistics:** Special Teams: 2 in 2000, 12 in 2001, 15 in 2002, 34 in 2003, 6 in 2004, 17 in 2005, 15 in 2006, KR: 1-20 in 2006

#### SEASON BY SEASON REVIEW

**2006 (JETS)** Recorded two solo tackles, his first postseason tackles, on defense and another on special teams in the Wild Card Playoff Game loss at NE...Recorded a season-high three tackles on defense and was named Jets' Special Teams Player of the Week after adding another tackle on special teams in his return to NE in the Week 10 win.

**2005 (NE)** Saw significant action at MLB at MIA in the season finale and collected five solo tackles, a sack of Gus Frerotte and a PD.

**2004 (NE)** Tied for the team lead with two special teams tackles in the win over PHI in Super Bowl XXXIX.

**2003 (NE)** Tallied two special teams tackles in the Super Bowl XXXVIII victory over CAR...In the Week 7 victory at MIA he started for the third week in a row and tallied seven tackles (4 solo)...Combined with Jarvis Green to sack Kerry Collins

for a three-yard loss in the fourth quarter of the Week 6 win vs. NYG. He also had a 38-yard FR for a TD...Started his first career game at LB vs. TEN in a Week 5 win and went on to start the next four...Recorded his first career sack with a jarring hit on Donovan McNabb in the fourth quarter on a Week 2 win at PHI, forcing a fumble that was recovered by DE Anthony Pleasant.

**2002 (NE)** Placed on IR on 12/11/02...Recorded a career-high four special teams tackles in Week 1 win at PIT.

**2001 (NE)** Participated on special teams in all three postseason games and totaled three tackles.

**2000 (NE)** Played in six games during the 2000 season, exclusively on special teams, recording two special teams tackles.

## OFF-THE-FIELD

- Helped deliver a tractor trailer load of fresh turkey, potatoes, apples and carrots to the Neighbors Together Soup Kitchen in the Brownsville section of Brooklyn on 11/21/06.
- Attended the Taste of the NFL in partnership with ShopRite on 5/3/07 to help raise money to fight hunger in the Metropolitan area.
- Attended the Salvation Army Holiday Party at Gillette Stadium in 2003, visiting with nearly 500 underprivileged youths and brightening their holiday season.
- Was active with the Rhode Island Special Olympics during his stay in New England.
- Is an accomplished writer, having served an internship with *Esquire* Magazine during 2004. Wrote about tackling a streaker at the Super Bowl in the piece "What It Feels Like...To Tackle the Super Bowl Streaker" in the August, 2004 issue.
- Wife, Erin, and french bulldog, Carl.
- Runs a free HS football fundamentals camp each June in Sioux City, IA with former Rams LB Mike Jones.



## BEFORE THE NFL

- Chatham totaled 74 tackles (41 solo) and one INT during his senior year at South Dakota.
- Credited with 95 tackles and six INT as a junior, which helped him earn second-team All-North Central Conference and All-Academic NCC honors.
- Played WR and S at Sioux City North HS...Caught 19 passes for 426 yards and notched five interceptions during his senior season...Earned All-State honors in football and baseball.

## CAREER TRANSACTIONS

- Signed by the Jets as a UFA on 3/21/06 (NE).
- Signed to the NE active roster on 10/3/01.
- Signed to NE practice squad on 9/26/01.
- Released by NE on 9/25/01.
- Signed to the NE active roster on 9/23/01.
- Signed to the NE practice squad on 9/4/01.
- Waived by NE on 9/2/01.
- Waived by STL on 8/25/00.
- Re-signed by STL on 2/11/00.
- Released by STL on 6/26/99.
- Signed by STL as a rookie FA on 4/26/99.

## 2006 GAME-BY-GAME STATISTICS


				TACKLES					INTERCEPTIONS				FUMBLES			
Year	Team	GP	GS	TT	Solo	Asts	Sk	Yds	No	Yds	Lg	TD	PD	FF	FR	Yds
9/10	at TEN	1	0	0	0	0	0.0	0	0	0	0	0	0	0	0	0
9/17	vs NE	1	0	2	1	1	0.0	0	0	0	0	0	0	0	0	0
9/24	at BUF	1	0	2	1	1	0.0	0	0	0	0	0	0	0	0	0
10/1	vs IND	1	0	0	0	0	0.0	0	0	0	0	0	0	0	0	0
10/8	at JAX	1	0	0	0	0	0.0	0	0	0	0	0	0	0	0	0
10/15	vs MIA	1	0	1	0	1	0.0	0	0	0	0	0	0	0	0	0
10/22	vs DET	1	0	0	0	0	0.0	0	0	0	0	0	0	0	0	0
10/29	at CLE	1	0	0	0	0	0.0	0	0	0	0	0	0	0	0	0
11/12	at NE	1	0	3	2	1	0.0	0	0	0	0	0	0	0	0	0
11/19	vs CHI	1	0	2	1	1	0.0	0	0	0	0	0	0	0	0	0
11/26	vs HOU	1	0	2	0	2	0.0	0	0	0	0	0	0	0	0	0
12/3	at GB	1	0	1	1	0	0.0	0	0	0	0	0	0	0	0	0
12/10	vs BUF	1	0	3	1	2	0.0	0	0	0	0	0	0	0	0	0
12/17	at MIN	1	0	0	0	0	0.0	0	0	0	0	0	0	0	0	0
12/25	at MIA	1	0	2	2	0	0.0	0	0	0	0	0	0	0	0	0
12/31	vs OAK	1	0	1	1	0	0.0	0	0	0	0	0	0	0	0	0
Season Totals		16	0	19	10	9	0.0	0	0	0	0	0	0	0	0	0

## CAREER DEFENSIVE STATISTICS

				TACKLES					INTERCEPTIONS				FUMBLES			
Year	Team	GP	GS	TT	Solo	Asts	Sk	Yds	No	Yds	Lg	TD	PD	FF	FR	Yds
2001	NE	3	0	0	0	0	0.0	0	0	0	0	0	0	0	0	0
2003	NE	3	0	0	0	0	0.0	0	0	0	0	0	0	0	0	0
2004	NE	3	0	0	0	0	0.0	0	0	0	0	0	0	0	0	0
2005	NE	2	0	0	0	0	0.0	0	0	0	0	0	0	0	0	0
2006	NYJ	1	0	2	2	0	0.0	0	0	0	0	0	0	0	0	0
Career Totals		12	0	2	2	0	0.0	0	0	0	0	0	0	0	0	0

**Additional Statistics:** Special Teams Tackles: 1 in 2007, 1 in 2006, 2 in 2005, 4 in 2004, 3 in 2002





**HEIGHT** 6-5  
**WEIGHT** 330  
**AGE** 26 (as of 9/9/07)  
**HOMETOWN** Shaker Heights, OH  
**HIGH SCHOOL** Shaker Heights HS  
**COLLEGE** Ohio State  
**EXPERIENCE** Third NFL season, first with the Jets  
**ACQUIRED** Signed as an FA in 2007

## 61 ADRIEN CLARKE

**GUARD**

### CAREER HIGHLIGHTS

- Played in 13 games, including four starts in the 2005 season after spending the 2004 season on Injured Reserve.

### GAMES PLAYED/GAMES STARTED

**Career** (13/4); **2005** (13/4)

### SEASON BY SEASON REVIEW

**2005 (PHI)** Started four of the final six regular-season games...Made his first career start at LG vs. GB Week 12...Started final two games at LG.

**2004 (PHI)** Placed on IR, 9/8.

### OFF-THE-FIELD

- Majored in African American Studies at Ohio State.
- Wife, Nikki.
- Parents are ministers at the Freedom Convent Center in Cleveland.
- As a senior in high school, worked on bike patrol for the local police department.
- Joined the New Jersey Department of Agriculture in honoring Brielle Elementary School in Brielle, NJ, on 5/16/07, for winning the *Eat Right, Move More* contest.

### BEFORE THE NFL

- Started 43 games for Ohio State and was a member of the 2002 National Championship team.
- Started next to Jets' teammate Nick Mangold for Ohio State in 2003.
- Second Team All-Big 10 selection as a senior and a Freshman All-American as selected by the Sporting News.
- Competed in football and track at Shaker Heights HS.
- Was All-State in football as a senior, where he was a teammate of current 49ers' DB Nate Clements.
- Holds his HS record for the longest discus throw (169 feet).

### CAREER TRANSACTIONS

- Signed a reserve-future contract with the Jets on 1/22/07.
- Waived on 8/29/06.
- Placed on the injured reserve on 9/8/04.
- Selected by the Eagles in the seventh round (227th overall) of the 2004 NFL Draft.

## MASTERS OF THE LONGEST YARD



Tight end Chris Baker has perfected the art of catching darts from Chad Pennington. Of Baker's nine career regular season TD receptions, six have been one-yard grabs, which ties Baker with former Jets' TE Anthony Becht for the most one-yard TD catches in franchise history.

All six of Baker's one-yarders have come from the arm of Pennington, including three in 2006: at BUF, at GB and in the finale vs. OAK. In the six games in which Baker and Pennington have connected on a one-yard score, the Jets are 6-0.

The most one-yard runs by a Jet? In the regular season, that would be the 21 by FB Brad Baxter, followed by Curtis Martin with 18 in the regular season. Martin's total increases to 21 if you count his three one-yard scores in the 1998 playoffs.

In 2006, the Jets scored on a one-yard run four times. Kevan Barlow went over twice, in the season opener at TEN and in the loss vs. IND. Cedric Houston scored on one-yard runs in successive weeks: vs. HOU and at GB.



**HEIGHT** 6-2  
**WEIGHT** 223  
**AGE** 24 (as of 9/9/07)  
**HOMETOWN** Burns, OR  
**HIGH SCHOOL** Burns HS  
**COLLEGE** Oregon  
**EXPERIENCE** Second NFL season, second with the Jets  
**ACQUIRED** Chosen by the Jets in the 2nd round (49th overall) of the 2006 NFL Draft

## 11 KELLEN CLEMENS

### QUARTERBACK

#### CAREER HIGHLIGHTS

- Appeared in two games in his rookie season in 2006, attempting one pass while rushing twice for 10 yards.

#### SEASON BY SEASON REVIEW

**2006 (JETS)** Listed as inactive as the third QB in the Wild Card Playoff Game loss at NE...Listed as inactive as the third QB for Weeks 15 through 17...Entered the Week 14 loss to BUF, but did not attempt a pass, rushing once for eight yards...Listed as inactive for the Weeks 6 through 13 as the third QB...Entered the Week 5 loss at JAX and recorded his first career pass attempt, while also rushing once for two yards...Listed as inactive for the first four games game as the third QB.

#### CAREER PASSING STATISTICS

Year	Team	GP	GS	Att	Cmp	Pct	Yds	Yds/Att	TD	Int	Lg	Sk	Yds Lst	Rating
2006	NYJ	2	0	1	0	0.0	0	0.0	0	0	0	4	27	39.6
<b>Career Totals</b>		<b>2</b>	<b>0</b>	<b>1</b>	<b>0</b>	<b>0.0</b>	<b>0</b>	<b>0.0</b>	<b>0</b>	<b>0</b>	<b>0</b>	<b>4</b>	<b>27</b>	<b>39.6</b>

**Additional Statistics:** Rushing: 2-10 (5.0 Avg)

#### RIGHT CAN BE WRONG

Kellen Clemens thought he knew the answer and thought he was right. But sometimes when you are right, you are still wrong. Late in the season, Coach Mangini posed a question to Clemens: "Kellen, what are the records of Jacksonville, Kansas City and Denver?"

He gave what he thought was the right answer. "They are all 7-5." And they were all 7-5, as were the Jets.

"The right answer is, it doesn't matter," Coach Mangini explained. "What matters is what WE do, how WE approach it, whether WE win our games and whether WE control the things WE can control."

#### OFF-THE-FIELD

- Attended the United Way Gridiron Gala on 4/11/07 to help celebrate the NFL's 30-year partnership with the United Way.
- Wife, Nicole.
- Graduated with a degree in Business Administration.
- Was raised on a 3,500 acre family ranch with over 100 cows.
- After wearing No. 6 his rookie year in 2006, switched to No. 11, his college number, when it became available in the off-season.

#### CAREER TRANSACTIONS

- Selected in the second round (49th overall) of the 2006 NFL Draft. The Jets obtained the draft pick from WAS, in addition to the 189th pick (Drew Coleman) and the Redskins' second round pick in 2007, for the 35th pick in 2006 (Rocky McIntosh).

#### BEFORE THE NFL

- He ranked fifth in the nation in total offense in 2005 (329.2 ypg.), finishing with 185 of 289 passing (64.0%) for 2,406 yards (11th best in school history), 19 TD and four INT.
- Posted three rushing TD, three passing TD and a career-best 437 passing yards in a road victory over Washington State during his junior season.
- Assumed the role of starting QB in all 13 games in 2003 and responded by throwing for more TD passes and yards than any sophomore in school history (surpassing Dan Fouts - 16 TD, 2,390 yards, 1970).
- The *USA Today* All-American and Oregon Gatorade Player-of-the-Year at Burns HS, he completed 218 of 395 passes for 3,464 yards and 37 TD with 325 rushing yards and 15 TD his senior season, amassed seven of 10 votes on *The Long Beach Press-Telegram's* Best in the West list in addition to Tacoma News Tribune Northwest Nuggets.
- Closed HS career throwing for state-record 8,646 yards (610-1,112) and 102 TD.

#### 2006 GAME-BY-GAME STATISTICS

Date	Opp	GP	GS	Att	Cmp	Pct	Yds	Yds/Att	TD	INT	LG	Sk	Yds Lst	Rating
10/8	at JAX	1	0	1	0	0.0	0	0.0	0	0	0	2	6	39.6
12/10	vs BUF	1	0	0	0	0.0	0	0.0	0	0	0	2	21	0.0
<b>Season Totals</b>		<b>2</b>	<b>0</b>	<b>1</b>	<b>0</b>	<b>0.0</b>	<b>0</b>	<b>0.0</b>	<b>0</b>	<b>0</b>	<b>0</b>	<b>4</b>	<b>27</b>	<b>39.6</b>



**HEIGHT** 6-8  
**WEIGHT** 320  
**AGE** 31 (as of 9/9/07)  
**HOMETOWN** Lafayette, LA  
**HIGH SCHOOL** Cecilia HS  
**COLLEGE** Louisiana-Lafayette  
**EXPERIENCE** 10th NFL season, 2nd with the Jets  
**ACQUIRED** Signed as an UFA on 4/19/06 (SF)

## 68 ANTHONY CLEMENT TACKLE

### CAREER HIGHLIGHTS

- A 10-year veteran who started all 16 games for the Jets in 2006, bringing his career totals to 112 career games played, with 92 starts.
- Started 45 consecutive games from 1999-2001 before a triceps injury ended his streak in 2002.
- Played every offensive snap (955) in 2001 as the only ARI player to accomplish that feat, helping ARI allow the second-fewest sacks (29) in team history.
- Appeared in his first postseason game for the Jets at NE after the 2006 season.

### GAMES PLAYED/GAMES STARTED

**Career** (112/92) [1/1]; **2006** (16/16) [1/1]; **2005** (14/6); **2004** (16/8); **2003** (16/16); **2002** (1/0); **2001** (16/16); **2000** (16/16); **1999** (16/14); **1998** (1/0)

### SEASON BY SEASON REVIEW

**2006 (JETS)** Named Jets' Offensive Player of the Week for the Week 17 win vs. OAK after helping hold DE Derrick Burgess, the Raiders' leading pass rusher sack-less.

**2005 (SF)** Played first game when he replaced T Jonas Jennings who was inactive (shoulder) in Week 4 at ARI in Mexico City and started six games.

**2004 (ARI)** Started eight games at RT.

**2003 (ARI)** Played all 981 offensive snaps despite off-season rehabilitation from two surgeries on his right triceps.

**2002 (ARI)** Played one game before undergoing two surgeries to repair a torn right triceps muscle, which he first

### QUIET LEADER

As one of the veteran anchors on the offensive line in 2006, Head Coach Eric Mangini also credited Anthony with providing leadership for the Jets' fourth overall pick in the first-round of the 2006 Draft, LT D'Brickashaw Ferguson. Back in October, Mangini talked about Clement's role.

"(During the week), Anthony was working with Brick after practice on his technique. We always talk about leadership. I think leadership comes in a lot of different forms. It's not always the pre-game speech. You can be a leader in whatever way your character allows."

injured in the third preseason game vs. DEN...Saw only action of the season on the third series in Week 11 at PHI when he assumed his customary position at RT.

**2001 (ARI)** Pushed his consecutive starting streak to 45 games...Played all 955 offensive snaps as the only ARI OL who did not miss any time.

**2000 (ARI)** Was the only ARI OL to start all 16 games.

**1999 (ARI)** Played in 16 games (14 starts) for ARI...Started the final 13 games at RT, with first NFL start Week 2 at MIA.

**1998 (ARI)** Played in only one game as a rookie, on special teams in Week 2 at SEA...Placed on IR on 11/20/98.

### OFF-THE-FIELD

- Born in Lafayette, La.
- Makes his off-season home in Phoenix.
- Wife, Fatima and four children daughter: Ebony, and sons, Langhsten, Anthony Jr. and Caleb, who was born early in 2007.
- Helped make improvements to the entrance of Roy Wilkins Park in Flushing, Queens as part of the United Way Hometown Huddle on 10/10/06.

### CAREER TRANSACTIONS

- Signed by the Jets as an UFA on 4/19/06.
- Signed by SF as a FA on 9/19/05.
- Signed by DEN on 4/27/05 and was waived on 9/3/05.
- Released by ARI on 4/25/05.
- Selected by ARI in the second round (36th overall) of the 1998 NFL Draft.

### BEFORE THE NFL

- Clement started the final 33 games of his collegiate career at LT for Southwestern Louisiana (now Louisiana-Lafayette).
- Was an All-Louisiana first-team selection by the state's sportswriters and an all-Independent Conference first-team pick by *Football News* as a junior.
- Earned recognition as a track and field standout (discus) at Southwestern Louisiana, helping the team win its sixth consecutive Sun Belt Conference outdoor title in 1997.
- Clement was an All-District 6-A and All-Louisiana Class AAA pick as a DT at Cecilia HS.



**HEIGHT** 5-9  
**WEIGHT** 175  
**AGE** 24 (as of 9/9/07)  
**HOMETOWN** Henderson, TX  
**HIGH SCHOOL** Henderson HS  
**COLLEGE** TCU  
**EXPERIENCE** Second NFL season, second with the Jets  
**ACQUIRED** Chosen by the Jets in the sixth round (189th overall) of the 2006 NFL Draft

## 30 DREW COLEMAN

### CORNERBACK

#### CAREER HIGHLIGHTS

- Started four games at CB during his rookie season in 2006, becoming the first Jets' rookie to start games at corner since Jamie Henderson in 2001.
- Combined with D'Brickashaw Ferguson, Nick Mangold, Leon Washington and Brad Smith for 47 starts by the rookie class.

#### JUMPING TO THE NFL

Drew Coleman is the latest of 22 players who have gone from Trinity Valley CC to the NFL, a list that includes former defensive lineman John Randle.

"I thought from JuCo to D-I (TCU) was a big jump as far as speed and the competition," says Coleman. "But the NFL is a whole different level. In college, you still have the players that are good, but you may have starters on one side that aren't as big as the other side. Now you have receivers that are all talented and are going to make plays."

#### CAREER DEFENSIVE STATISTICS

Year	Team	GP	GS	TT	TACKLES				Yds	INTERCEPTIONS				PD	FUMBLES			Yds
					Solo	Asts	Sk			No	Yds	Lg	TD		FF	FR		
2006	NYJ	16	4	20	15	5	1	10		0	0	0	0	2	1	0	0	
<b>Career Totals</b>		<b>16</b>	<b>4</b>	<b>20</b>	<b>15</b>	<b>5</b>	<b>1</b>	<b>10</b>		<b>0</b>	<b>0</b>	<b>0</b>	<b>0</b>	<b>2</b>	<b>1</b>	<b>0</b>	<b>0</b>	

**Additional Statistics:** Special Teams Tackles: 6 in 2006.

#### SEASON BY SEASON REVIEW

**2006 (JETS)** Recorded two tackles on defense and another on special teams in the Wild Card Playoff Game loss at NE...In his second start, he recorded seven tackles and one PD in the Week 6 win vs. MIA...Made the first start of his career and recorded a PD in the Week 5 loss at JAX...Recorded two tackles on defense and was named Jets' Special Teams Player of the Week after adding another tackle on special teams in the Week 3 win at BUF.

#### OFF-THE-FIELD

- Attended a private viewing of the movie *Invincible* with 200 students from the Generation Jets Academy, in conjunction with the New York Mercantile Exchange Charitable Foundation and National Communications Group.
- Helped make improvements to the entrance of Roy Wilkins Park in Flushing, Queens as part of the United Way Hometown Huddle on 10/10/06.
- Attended the United Way Gridiron Gala on 4/11/07, to help celebrate the NFL's 30-year partnership with the United Way.
- Majored in Speech Communication at TCU.
- Has one son, Kaylon.

#### BEFORE THE NFL

- After transferring from Trinity Valley Community College following the 2003 season, Coleman played his final two seasons at TCU, where he posted 49 tackles and five INT for the Horned Frogs.
- Played in 12 games as a senior and recorded 36 tackles, four INT, eight PD, two FR, also had two KR for 29 yards and five PR for 32 yards.
- At TVCC, was the 2002 Southwest Junior College Football Conference Offensive Player of the Year after he rushed 29 times for 223 yards and two TD, caught 26 passes for 534 yards and six TD, 11 KR for 260 yards and helped the Cardinals to a 10-2 record and a victory in the Heart of Texas Bowl.
- A 2001 graduate of Henderson High School, Coleman was named *The Daily News* Rusk County Football Player of the Year in 2000.

#### CAREER TRANSACTIONS

- Selected by the Jets in the sixth round (189th overall) of the 2006 NFL Draft.

#### SINGLE-GAME CAREER HIGHS

Tackles	7	MIA	10/15/06
---------	---	-----	----------



# 2006 GAME-BY-GAME STATISTICS

				TACKLES					INTERCEPTIONS					FUMBLES			
Year	Team	GP	GS	TT	Solo	Asts	Sk	Yds	No	Yds	Lg	TD	PD	FF	FR	Yds	
9/10	at TEN	1	0	0	0	0	0.0	0	0	0	0	0	0	0	0	0	
9/17	vs NE	1	0	0	0	0	0.0	0	0	0	0	0	0	0	0	0	
9/24	at BUF	1	0	2	2	0	0.0	0	0	0	0	0	0	0	0	0	
10/1	vs IND	1	0	1	1	0	0.0	0	0	0	0	0	0	0	0	0	
10/8	at JAX	1	1	0	0	0	0.0	0	0	0	0	0	1	0	0	0	
10/15	vs MIA	1	1	7	5	2	0.0	0	0	0	0	0	1	0	0	0	
10/22	vs DET	1	1	2	1	1	0.0	0	0	0	0	0	0	0	0	0	
10/29	at CLE	1	0	1	1	0	1.0	10	0	0	0	0	0	0	0	0	
11/12	at NE	1	1	6	5	1	0.0	0	0	0	0	0	0	1	0	0	
11/19	vs CHI	1	0	0	0	0	0.0	0	0	0	0	0	0	0	0	0	
11/26	vs HOU	1	0	1	0	1	0.0	0	0	0	0	0	0	0	0	0	
12/3	at GB	1	0	0	0	0	0.0	0	0	0	0	0	0	0	0	0	
12/10	vs BUF	1	0	0	0	0	0.0	0	0	0	0	0	0	0	0	0	
12/17	at MIN	1	0	0	0	0	0.0	0	0	0	0	0	0	0	0	0	
12/25	at MIA	1	0	0	0	0	0.0	0	0	0	0	0	0	0	0	0	
12/31	vs OAK	1	0	0	0	0	0.0	0	0	0	0	0	0	0	0	0	
Season Totals		16	4	20	15	5	1.0	10	0	0	0	0	2	1	0	0	

# CAREER POSTSEASON DEFENSIVE STATISTICS

EXHIBIT C - COLUMBIAN DEFENSE PERFORMANCE																	
		TACKLES							INTERCEPTIONS					FUMBLES			
Year	Team	GP	GS	TT	Solo	Asts	Sk	Yds	No	Yds	Lg	TD	PD	FF	FR	Yds	
2006	NYJ	1	0	2	1	1	0.0	0	0	0	0	0	0	0	0	0	
Career	Totals	1	0	2	1	1	0.0	0	0	0	0	0	0	0	0	0	

**Additional Statistics:** Special Teams Tackles: 1 in 2006







**HEIGHT** 5-10  
**WEIGHT** 200  
**AGE** 25 (as of 9/9/07)  
**HOMETOWN** Spokane, WA  
**HIGH SCHOOL** Lewis and Clark HS  
**COLLEGE** Washington State  
**EXPERIENCE** Fourth NFL season, fourth with the Jets  
**ACQUIRED** Chosen by the Jets in the fifth round (143rd overall) of the 2004 NFL Draft

## 26 ERIK COLEMAN

### SAFETY

#### CAREER HIGHLIGHTS

- Became the first full-time Jets starting S as a rookie since Erik McMillan in 1988.
- Has started 45 of 48 games in the regular season and all three postseason games in his Jets' career.
- Had a career-high 14 tackles in Week 6 at BUF in 2005.
- First Jets' player to earn the prestigious NFL Rookie Defensive Player of the Month award in Sept. 2004, which included three takeaways in the first two games of his career.

#### GIVING BACK

Erik, the 2006 Marty Lyons Award winner, inspired students of P.S./I.S. 266 in Queens, NY when he visited the school as part of the *What Moves U* campaign.

When asked to define heroism, Erik told the kids, "A hero is someone who goes out of his way to help others, someone who is selfless, who has a kind heart."

Erik adds: "It is very important to me that our kids know how critical it is for them to get out and play and not sit around all day watching TV or playing video games."

#### CAREER DEFENSIVE STATISTICS

Year	Team	GP	GS	TT	TACKLES				Yds	INTERCEPTIONS				PD	FUMBLES			Yds
					Solo	Asts	Sk			No	Yds	Lg	TD		FF	FR		
2004	NYJ	16	16	89	69	20	2.0	9	4	43	37	0	0	9	1	1	0	0
2005	NYJ	16	16	121	84	37	0.0	0	2	4	4	0	0	9	0	0	0	0
2006	NYJ	16	13	93	63	30	0.0	0	1	3	3	0	0	4	0	0	0	0
<b>Career Totals</b>		<b>48</b>	<b>45</b>	<b>303</b>	<b>216</b>	<b>87</b>	<b>2.0</b>	<b>9</b>	<b>7</b>	<b>50</b>	<b>37</b>	<b>0</b>	<b>0</b>	<b>22</b>	<b>1</b>	<b>1</b>	<b>0</b>	<b>0</b>

**Additional Statistics:** Special Teams Tackles: 19 in 2004, 2 in 2005, 8 IN 2006.

#### SEASON BY SEASON REVIEW

**2006 (JETS)** Led the team with 10 tackles in the Wild Card Playoff Game loss at NE...Picked off a Tom Brady pass for only first INT of the season, adding eight tackles and a PD in the Week 10 win at NE...Recorded a season-high 10 tackles in the Week 7 win vs. DET.

**2005 (JETS)** Credited with six tackles (four solo) and tipped a pass leading to a Jonathan Vilma INT in the Week 7 loss at ATL...Led the team and posted his career high in tackles with 14 (seven solo) in the Week 6 loss at BUF...Credited with 12 tackles (nine solo), an INT in the Jets' end zone and two special teams tackles (one solo) in the Week 4 loss at BAL.

**2004 (JETS)** Appeared in his first postseason game and registered eight tackles and one PD on defense in the Jets' 20-17 OT Wild Card victory at SD, adding two tackles on special teams...Totaled seven tackles, one PD and his first career NFL sack in the Week 11 victory at CLE...In the Week 2 win at SD, he intercepted a Drew Brees pass in the first quarter, becoming the first Jet rookie to record an INT in his first two games...Made his debut start at S for the Jets in Week 1 vs. CIN and earned AFC Rookie Defensive Player of the Week honors, intercepting Carson Palmer's pass with 1:51 left in the game preserving a 31-24 Jets win.

#### BEFORE THE NFL

- Started 32 of the 45 games that he appeared in at Washington State, recording 234 tackles, 12 INT (two returned for TD), one sack, three FR, four FF, 21 PD, three blocked kicks also had 25 KR for 556 yards (22.2 avg.) and 15 PR for 102 yards (6.8 avg.) and a TD.
- Earned three letters in football as a RB, DB and KR for Lewis and Clark High.
- Rushed for 1,187 yards and 13 TD and posted six INT as a senior; earning all-league first-team honors for both offense and defense, as well as his team's MVP award.

#### CAREER TRANSACTIONS

- Selected by the Jets in the fifth round (143rd overall) of the 2004 NFL Draft.

## OFF-THE-FIELD

- Majored in Communications while attending Washington State.
- Recipient of the 2006 Marty Lyons Community Service Award for his involvement with several community-based efforts on behalf of the Jets and the NFL.
- Spent nearly every Tuesday during the NFL season visiting local schools, community centers and hospitals.
- Serves as a spokesman for the *Feed Your Mind* campaign, which encourages students to eat healthy and stay fit by educating parents and children about the nutritional reforms currently taking place in school cafeterias.
- Helped the Jets launch the *What Moves U* campaign, a national campaign sponsored by the NFL and American Heart association, to promote physical fitness and healthy living to children.
- Handed out gift cards to underprivileged children from Brooklyn at a Dick's Sporting Goods during the 2006 holiday season.
- Led students through a series of physical activities during gym class at the School of the Future in New York, NY on 5/17/07, as part of the *What Moves U* campaign.
- Erik's mother, Cynthia Bracey-Coleman, earned an Associate's Applied Science Degree in Business, Marketing and Management from Spokane Community College in Washington in June, 2007.



## 2006 GAME-BY-GAME STATISTICS

Year	Team	GP	GS	TT	TACKLES			Yds	INTERCEPTIONS				TD	PD	FUMBLES			Yds
					Solo	Asts	Sk		No	Yds	Lg				FF	FR		
9/10	at TEN	1	1	2	1	1	0.0	0	0	0	0	0	0	0	0	0	0	0
9/17	vs NE	1	1	5	5	0	0.0	0	0	0	0	0	0	0	0	0	0	0
9/24	at BUF	1	0	4	3	1	0.0	0	0	0	0	0	0	0	0	0	0	0
10/1	vs IND	1	0	3	0	3	0.0	0	0	0	0	0	0	1	0	0	0	0
10/8	at JAX	1	0	2	1	1	0.0	0	0	0	0	0	0	0	0	0	0	0
10/15	vs MIA	1	1	6	2	4	0.0	0	0	0	0	0	0	0	0	0	0	0
10/22	vs DET	1	1	10	9	1	0.0	0	0	0	0	0	0	0	0	0	0	0
10/29	at CLE	1	1	9	5	4	0.0	0	0	0	0	0	0	1	0	0	0	0
11/12	at NE	1	1	8	6	2	0.0	0	1	3	3	0	0	1	0	0	0	0
11/19	vs CHI	1	1	7	5	2	0.0	0	0	0	0	0	0	0	0	0	0	0
11/26	vs HOU	1	1	6	4	2	0.0	0	0	0	0	0	0	0	0	0	0	0
12/3	at GB	1	1	8	5	3	0.0	0	0	0	0	0	0	1	0	0	0	0
12/10	vs BUF	1	1	6	5	1	0.0	0	0	0	0	0	0	0	0	0	0	0
12/17	at MIN	1	1	4	4	0	0.0	0	0	0	0	0	0	0	0	0	0	0
12/25	at MIA	1	1	9	6	3	0.0	0	0	0	0	0	0	0	0	0	0	0
12/31	vs OAK	1	1	4	2	2	0.0	0	0	0	0	0	0	0	0	0	0	0
<b>Season Totals</b>		<b>16</b>	<b>13</b>	<b>93</b>	<b>63</b>	<b>30</b>	<b>0.0</b>	<b>0</b>	<b>1</b>	<b>3</b>	<b>3</b>	<b>0</b>	<b>4</b>	<b>0</b>	<b>0</b>	<b>0</b>	<b>0</b>	<b>0</b>

## CAREER POSTSEASON DEFENSIVE STATISTICS

Year	Team	GP	GS	TT	TACKLES			Yds	INTERCEPTIONS				TD	PD	FUMBLES			Yds
					Solo	Asts	Sk		No	Yds	Lg				FF	FR		
2004	NYJ	2	2	14	10	4	0.0	0	0	0	0	0	0	1	0	1	1	1
2006	NYJ	1	1	10	4	6	0.0	0	0	0	0	0	0	0	0	0	0	0
<b>Career Totals</b>		<b>3</b>	<b>3</b>	<b>24</b>	<b>14</b>	<b>10</b>	<b>0.0</b>	<b>0</b>	<b>0</b>	<b>0</b>	<b>0</b>	<b>0</b>	<b>1</b>	<b>0</b>	<b>1</b>	<b>1</b>	<b>1</b>	<b>1</b>

## SINGLE-GAME CAREER HIGHS

Tackles	14	at BUF	10/16/05
Sacks	1	Twice, last time vs. SEA	12/19/04
Interceptions	1	Six times, last time at NE	11/12/06
Passes Defensed	5	at MIA	12/18/05
Forced Fumbles	1	at SD	9/19/04



E. COLEMAN

## 2005 GAME-BY-GAME STATISTICS

				TACKLES					INTERCEPTIONS			FUMBLES		
Date	Opp	GP	GS	TT	Solo	Asts	Sk	Yds	No	Yds	PD	FF	FR	Yds
9/11	at KC	1	1	5	4	1	0	0	0	0	0	0	0	0
9/18	vs MIA	1	1	4	2	2	0	0	0	0	1	0	0	0
9/25	vs JAX	1	1	5	2	3	0	0	0	0	0	0	0	0
10/2	at BAL	1	1	12	9	3	0	0	1	0	0	0	0	0
10/9	vs TB	1	1	10	4	6	0	0	0	0	1	0	0	0
10/16	at BUF	1	1	14	7	7	0	0	0	0	0	0	0	0
10/24	at ATL	1	1	6	4	2	0	0	0	0	1	0	0	0
11/6	vs SD	1	1	6	6	0	0	0	0	0	0	0	0	0
11/13	at CAR	1	1	7	5	2	0	0	1	4	1	0	0	0
11/20	at DEN	1	1	6	4	2	0	0	0	0	0	0	0	0
11/27	vs NO	1	1	3	3	0	0	0	0	0	0	0	0	0
12/4	at NE	1	1	9	8	1	0	0	0	0	0	0	0	0
12/11	vs OAK	1	1	5	4	1	0	0	0	0	0	0	0	0
12/18	at MIA	1	1	7	6	1	0	0	0	0	5	0	0	0
12/26	vs NE	1	1	9	6	3	0	0	0	0	0	0	0	0
1/1	vs BUF	1	1	13	10	3	0	0	0	0	0	0	0	0
Season Totals		16	16	121	84	37	0	0	2	4	9	0	0	0

## 2004 GAME-BY-GAME STATISTICS

				TACKLES					INTERCEPTIONS				FUMBLES		
Date	Opp	GP	GS	TT	Solo	Asts	Sk	Yds	No	Yds	Lg	PD	FF	FR	Yds
9/12	vs CIN	1	1	3	3	0	0	0	0	4	4	0	0	0	0
9/19	at SD	1	1	4	3	1	0	0	1	1	1	1	1	1	0
10/3	at MIA	1	1	3	3	0	0	0	0	0	0	0	0	0	0
10/10	vs BUF	1	1	3	2	1	0	0	0	0	0	0	0	0	0
10/17	vs SF	1	1	4	4	0	0	0	0	0	0	0	0	0	0
10/24	at NE	1	1	7	6	1	0	0	0	0	0	0	0	0	0
11/1	vs MIA	1	1	4	3	1	0	0	0	0	0	3	0	0	0
11/7	at BUF	1	1	8	6	2	0	0	0	0	0	0	0	0	0
11/14	vs BAL	1	1	5	1	4	0	0	0	0	0	0	0	0	0
11/21	at CLE	1	1	7	5	2	1	3	0	0	0	1	0	0	0
11/28	at ARI	1	1	4	4	0	0	0	0	0	0	0	0	0	0
12/5	vs HOU	1	1	3	1	2	0	0	1	37	37	2	0	0	0
12/12	at PIT	1	1	11	8	3	0	0	0	0	0	0	0	0	0
12/19	vs SEA	1	1	9	8	1	1	6	0	0	0	0	0	0	0
12/26	vs NE	1	1	8	6	2	0	0	0	0	0	0	0	0	0
1/02	at STL	1	1	6	6	0	0	0	1	1	1	2	0	0	0
Season Totals		16	16	89	69	20	2	9	4	43	37	9	1	1	0

## TURNING THREE INTO SIX

Aaron Glenn's 104-yard return of a missed field goal at Indianapolis in 1998 was the longest in NFL history before it was surpassed three times in the last five seasons, most recently by Bears' rookie Devin Hester's 108-yard runback against the Giants last year.

Interestingly enough, the Jets held the AFL record for the longest field goal return when Marshall Starks returned a missed field goal 97 yards vs. Houston on Sept. 22, 1963.

### LONGEST MISSED FIELD GOAL RETURNS, NFL HISTORY

Date	Player	Team	Opponent	Yards
11/12/06	Devin Hester	CHI	at NYG	108
11/13/05	Nathan Vasher	CHI	vs. SF	108
9/30/02	Chris McAlister	BAL	vs. DEN	107
11/15/98	Aaron Glenn	NYJ	at IND	104



**HEIGHT** 6-5  
**WEIGHT** 295  
**AGE** 28 (as of 9/9/07)  
**HOMETOWN** Alta Loma, CA  
**HIGH SCHOOL** Alta Loma HS  
**COLLEGE** UCLA  
**EXPERIENCE** Fifth NFL season, first with the Jets  
**ACQUIRED** Signed as an UFA on 3/6/07 (DAL)

## 93 KENYON COLEMAN

### DEFENSIVE END

#### CAREER HIGHLIGHTS

- Played in 57 games, making five starts, with 74 tackles (56 solo), 6.5 sacks, three PD, one FF and one FR.
- Was a member of the 2002 Oakland Raiders that advanced to Super Bowl XXXVII but lost to TB, playing in one regular season game.
- Played in one postseason game (DAL, 2006), recording four tackles.

#### CAREER DEFENSIVE STATISTICS

				TACKLES					INTERCEPTIONS		FUMBLES		
Year	Team	GP	GS	TT	Solo	Asts	Sk	Yds	No	Yds	PD	FF	FR
2002	OAK	1	0	1	1	0	0.0	0	0	0	0	0	0
2003	DAL	16	0	15	9	6	1.0	1	0	0	1	0	1
2004	DAL	12	0	10	8	2	1.0	4	0	0	0	0	0
2005	DAL	12	5	17	12	5	0.5	3	0	0	0	0	0
2006	DAL	16	0	31	26	5	4.0	23	0	0	2	1	0
Career Totals		57	5	74	56	18	6.5	31	0	0	3	1	1

**Additional Statistics:** Safety: 1 in 2003

#### SEASON BY SEASON REVIEW

**2006 (DAL)** Notched career-high five tackles and one sack in Week 15 at ATL...Tallied a sack in Week 7 vs. NYG...Posted three tackles and one sack in Week 2 vs. WAS.

**2005 (DAL)** Recorded four tackles and half a sack in Week 4 at OAK...Made first NFL start and recorded two tackles in Week 1 at SD.

**2004 (DAL)** Recorded one sack in Week 11 at BAL.

**2003 (DAL)** Recorded first career sack in Week 5 vs. ARI when he tackled QB Jeff Blake in the end zone for a safety.

**2002 (OAK)** Made NFL debut in Week 5 at BUF, recording one solo tackle.

#### BEFORE THE NFL

- Posted 138 tackles, 16.5 sacks and 34 TFL at UCLA.
- Was an All-Pac 10 selection as a senior after posting 44 tackles, 15 TFL and a team-high 8.5 sacks.
- Lettered three years along the offensive and defensive lines at Alta Loma HS, where he was named a *PrepStar* All-American as the fourth ranked OL in the west.
- Played three years of varsity basketball.

#### CAREER TRANSACTIONS

- Signed with the Jets as an UFA on 3/6/07.
- Acquired by DAL on 8/31/03 via trade from OAK.
- Selected by OAK in the fifth round (147th overall) of the 2002 NFL Draft.

#### OFF-THE-FIELD

- Attended the Taste of the NFL in partnership with ShopRite on 5/3/07 to help raise money to fight hunger in the Metropolitan Area.
- Majored in philosophy at UCLA.
- He and wife, Katie, have a daughter, Kailah and a son, Kaleb.



K. COLEMAN

# CAREER POSTSEASON DEFENSIVE STATISTICS

Year	Team	GP	GS	TT	TACKLES				INTERCEPTIONS		FUMBLES		
					Solo	Asts	Sk	Yds	No	Yds	PD	FF	FR
2006	DAL	1	0	4	4	0	0	0	0	0	0	0	0
Career Totals		1	0	4	4	0	0	0	0	0	0	0	0

# 2006 GAME-BY-GAME STATISTICS (DAL)

Date	Opp	GP	GS	TT	TACKLES				INTERCEPTIONS		FUMBLES		
					Solo	Ast	Sack	Yds	INT	Yds	FF	FR	
9/10	at JAX	1	0	0	0	0	0	0	0	0	0	0	
9/17	vs WAS	1	0	3	3	0	1	2	0	0	0	0	
10/1	at TEN	1	0	1	1	0	0	0	0	0	0	0	
10/8	at PHI	1	0	1	1	0	0	0	0	0	0	0	
10/15	vs HOU	1	0	1	1	0	0	0	0	0	0	0	
10/23	vs NYG	1	0	4	4	0	1	6	0	0	0	0	
10/29	at CAR	1	0	1	1	0	0	0	0	0	0	0	
11/5	at WAS	1	0	3	1	2	0	0	0	0	0	0	
11/12	at ARI	1	0	2	2	0	0	0	0	0	0	0	
11/19	vs IND	1	0	0	0	0	0	0	0	0	0	0	
11/23	vs TB	1	0	2	2	0	0	0	0	0	0	0	
12/3	at NYG	1	0	1	1	0	0	0	0	0	1	0	
12/10	vs NO	1	0	3	2	1	0	0	0	0	0	0	
12/16	at ATL	1	0	5	4	1	1	3	0	0	0	0	
12/25	vs PHI	1	0	3	2	1	0	0	0	0	0	0	
12/31	vs DET	1	0	1	1	0	1	12	0	0	0	0	
Season Totals		16	0	31	26	5	4	23	0	0	1	0	





**HEIGHT** 5-11  
**WEIGHT** 193  
**AGE** 29 (as of 9/9/07)  
**HOMETOWN** Jacksonville, FL  
**HIGH SCHOOL** Ribault HS  
**COLLEGE** Florida State  
**EXPERIENCE** Eighth NFL season, sixth with the Jets  
**ACQUIRED** Traded to the Jets by WAS on 3/9/04 in exchange for WR Santana Moss

## 87 LAVERANUES COLES

### WIDE RECEIVER

#### CAREER HIGHLIGHTS

- Has played in 109 career games, making 96 consecutive starts, and has recorded 506 receptions for 6,599 yards for a 13.0 average, with 31 TD and a career-long reception of 64 yards.
- Is the only WR in the NFL to start all 96 regular season games from 2001-06.
- His receptions and receiving yards are tops among the 33 WR selected in the 2000 NFL Draft.
- Has 336 reception for 4,445 yards and 24 TD as a Jet.
- Selected by his teammates as the 2006 Jets MVP.
- His 91 catches in 2006 are the second most in a single season by a Jet, trailing WR Al Toon's 93 receptions in 1988.
- Combined with Jericho Cotchery in 2006 to form the best producing single-season receiving tandem in Jets history with 173 receptions.
- Has recorded 18 games with at least 100 yards receiving and four multi-TD games.
- Earned a Pro Bowl selection in 2003 after he caught 82 passes for 1,204 yards and six TD.
- Set an NFL record in 2002-03 when he caught five or more passes in 19 straight games (the streak began on 9/29 at JAX and ended on 10/19 at BUF).

#### 2006 JETS' MVP

Laveranues Coles on being voted 2006 Team MVP by his teammates:

"It's a great feeling. I'm very pleased that they feel that way about me. These are the guys in my locker room that voted for me; these are the guys that are around me every day that I get an opportunity to spend time with and have a relationship with away from football. That's more important to me than any Pro Bowl I could ever make. It just says that these guys really care about me and what I mean to this team."

#### CAREER OFFENSIVE STATISTICS

Year	Team	GP	GS	No	RECEIVING				Att	RUSHING			
					Yds	Avg	Lg	TD		Yds	Avg	Lg	TD
2000	NYJ	13	0	22	370	16.8	63	1	2	15	7.5	8	0
2001	NYJ	16	16	59	868	14.7	40t	7	10	108	10.8	20	0
2002	NYJ	16	16	89	1,264	14.2	43	5	6	39	6.5	21	0
2003	WAS	16	16	82	1,204	14.7	64	6	10	39	3.9	23	0
2004	WAS	16	16	90	950	10.6	45	1	3	-3	-1.0	7	0
2005	NYJ	16	16	73	845	11.6	43	5	0	0	0.0	0	0
2006	NYJ	16	16	91	1,098	12.1	58t	6	2	14	7.0	15	0
<b>Career Totals</b>		<b>109</b>	<b>96</b>	<b>506</b>	<b>6,599</b>	<b>13.0</b>	<b>64</b>	<b>31</b>	<b>33</b>	<b>212</b>	<b>6.4</b>	<b>23</b>	<b>0</b>

**Additional Statistics:** Returned 11 kicks for 207 yards in 2000, returned nine kicks for 211 yards in 2001; Fumbles lost - 1-0 in 2001, 1-0 in 2002, 1-1 in 2004, 1-0 in 2005.

#### SEASON BY SEASON REVIEW

**2006 (JETS)** Tied his career-high with 12 receptions for 144 yards in the Week 15 win at MIN, earning Jets' Offensive Player of the Week honors for his efforts. Caught his sixth receiving TD on a 21-yard reception...Caught five passes for 106 yards and two TD, including a 58-yard TD catch in the Week 6 victory vs. MIA...Named AFC Offensive Player of the Month for September after finishing with 24 receptions for 331 yards and a TD...Recorded eight receptions for 153 yards and was named Jets' Offensive Player of the Week after the 23-16 Week 1 win at TEN.

**2005 (JETS)** Caught a season-best 43-yard pass Week 17 vs. BUF...Week 16 vs. NE, pulled in an 11-yard TD from Brooks Bollinger and a 27-yard scoring pass from Vinny Testaverde...Collected the 400th reception of his career Week 14 win vs. OAK...Returned to the Jets lineup for the first time since the 2002 season at KC Week 1 with six catches for 66 yards.

**2004 (WAS)** His 90 receptions placed him third on WAS all-time single-season reception list...Hauled in 12 receptions for 100 yards in Week 14 vs. PHI...Had a season-high 122 yards on seven

receptions including a long reception of 45 yards in Week 4 at CLE.

**2003 (WAS)** Earned Pro Bowl status with 82 receptions for 1,204 yards and six TD, the first WAS receiver since Gary Clark in 1991...Caught two TD passes Week 15 at CHI...Finished with 125 yards on five receptions, including a 15-yard TD reception and a career-long catch of 64 yards in Week 10 vs. SEA...Hauled in 11 passes for 180 yards and a TD Week 2 vs. ATL.

**2002 (JETS)** Became the first Jet to gain 1,000 yards receiving since Keyshawn Johnson in 1999 with six catches for 126 yards, including a spectacular 28-yard TD grab vs. DEN Week 14. Coles recorded consecutive 100-yard receiving performances for the first time in his career...Was 10-158 at OAK in Week 13, the first time a Jets player recorded more than 10 catches since FB Richie Anderson tallied 12 against Miami on 10/23/00.

**2001 (JETS)** Led the team with eight receptions for 123 yards in the team's AFC Wild Card game at OAK...Registered his only 100-yard game of the season when he caught five passes for 111 yards and a TD in the season finale vs. OAK...Recorded his first multiple-TD game in his career in Week 5 against MIA with receptions of 22 and 27 yards...Made his first career start at WR in the season opener against IND and recorded the first TD of the 2001 season in the first quarter on a 38-yard catch and run.

**2000 (JETS)** Had the best statistical day by a Jets rookie receiver, in over a decade (Rob Moore 9-175-1 TD, 10/9/90 at NE), catching five passes for 131 yards, including a 63-yarder Week 9 at BUF...Caught his first career TD pass, a 30-yarder from Vinny Testaverde vs. MIA Week 8 to make the score 30-13 Dolphins early in the fourth quarter in what would become the "Monday Night Miracle," where the Jets prevailed, 40-37 in overtime (10/23)...First career reception was Week 4 at TB, a 17-yarder from Testaverde.

#### OFF-THE-FIELD

- Coles has two sons, Trilion and Landon.
- An avid collector of movies on DVD, he estimates his collection to be at over 2,000.
- Joined teammates Chad Pennington and Ben Graham, and Head Coach Eric Mangini in taping a segment for Sesame Street's "Elmo's World."

#### BEFORE THE NFL

- Finished his college career with 127 grabs for 2,012 yards and nine TD.
- Became the second player in the Bobby Bowden era at FSU to score a TD via kick return, reception and rush in the same season.
- Former high school RB who moved to WR and finished his college career with 62 catches for 1,064 yards and seven TD, 35 rushes for 260 yards and a score and 30 KR for 688 yards (22.9) and one TD.
- Rushed for almost 5,000 yards during his career at Ribault (Jacksonville, FL) High where he was a first-team Class 4A All-State selection.
- Recorded a time of 21.8 in the 200 meters and a 10.6 in the 100 meters on the Ribault track team.
- Member of the school's state championship basketball team as a senior.



#### CAREER TRANSACTIONS

- Traded to the Jets by WAS on 3/9/04 in exchange for WR Santana Moss.
- Signed as a restricted FA with WAS on 3/20/03 in exchange for WAS first-round pick in 2003 (13th overall), which was later packaged in a trade for the 3rd overall pick (Dewayne Robertson).
- Selected by the Jets in the third round (78th overall) of the 2000 NFL Draft.

#### 2006 GAME-BY-GAME STATISTICS

Year	Opp	GP	GS	No	Yds	RECEIVING			TD	Att	Yds	RUSHING			TD
						Avg	Lg					Avg	Lg		
9/10	at TEN	1	1	8	153	19.1	41	0	0	0	0	0.0	0	0	0
9/17	vs NE	1	1	6	100	16.7	46t	1	0	0	0	0.0	0	0	0
9/24	at BUF	1	1	10	78	7.8	16	0	0	0	0	0.0	0	0	0
10/1	vs IND	1	1	6	81	13.5	19	0	0	0	0	0.0	0	0	0
10/8	at JAX	1	1	3	19	6.3	8	0	0	0	0	0.0	0	0	0
10/15	vs MIA	1	1	5	106	21.2	58t	2	0	0	0	0.0	0	0	0
10/22	vs DET	1	1	4	29	7.3	15	0	1	15	15.0	15	0	0	0
10/29	at CLE	1	1	4	40	10.0	23	0	0	0	0	0.0	0	0	0
11/2	at NE	1	1	5	29	5.8	7	0	0	0	0	0.0	0	0	0
11/9	vs CHI	1	1	8	80	10.0	14	0	0	0	0	0.0	0	0	0
11/26	vs HOU	1	1	9	111	12.3	36	1	0	0	0	0.0	0	0	0
12/3	at GB	1	1	3	28	9.3	12	0	0	0	0	0.0	0	0	0
12/10	vs BUF	1	1	4	67	16.8	23	1	0	0	0	0.0	0	0	0
12/17	at MIN	1	1	12	144	12.0	21	1	1	-1	-1.0	-1	0	0	0
12/25	at MIA	1	1	2	9	4.5	6	0	0	0	0	0.0	0	0	0
12/31	vs OAK	1	1	2	24	12.0	18	0	0	0	0	0.0	0	0	0
<b>Season Totals</b>		<b>16</b>	<b>16</b>	<b>91</b>	<b>1,098</b>	<b>12.1</b>	<b>58t</b>	<b>6</b>	<b>2</b>	<b>14</b>	<b>7.0</b>	<b>14</b>	<b>0</b>		<b>0</b>

## CAREER POSTSEASON STATISTICS

Year	Team	GP	GS	Att	RECEIVING				Att	RUSHING			
					Yds	Avg	Lg	TD		Yds	Avg	Lg	TD
2001	NYJ	1	1	8	123	15.4	29	0	1	7	7.0	7	0
2002	NYJ	2	2	8	66	8.3	14	0	1	1	-1.0	-1	0
2006	NYJ	1	1	5	45	9.0	14	0	0	0	0.0	0	0
<b>Career Totals</b>		<b>4</b>	<b>4</b>	<b>21</b>	<b>234</b>	<b>11.1</b>	<b>29</b>	<b>0</b>	<b>2</b>	<b>6</b>	<b>3.0</b>	<b>7</b>	<b>0</b>

## SINGLE-GAME CAREER HIGHS

Receptions	12	Twice, last at MIN	12/17/06
Receiving Yards	180	at ATL	9/14/03
Longest Reception	64	vs SEA	11/9/03
TD Receptions	2	Four times, last vs MIA	10/15/06
Longest TD Reception	58	vs MIA	10/15/06
Longest Rush	21	vs GB	12/29/02

## LEADING RECEIVERS AMONG PLAYERS ENTERING THE NFL IN 2000

Player	G	Rec	Yds	Avg	Lg	TD
<b>Laveranues Coles</b>	<b>109</b>	<b>506</b>	<b>6,599</b>	<b>13.0</b>	<b>64</b>	<b>31</b>
Darrell Jackson	96	441	6,445	14.6	80t	47
Plaxico Burress	102	400	6,366	15.9	78t	39
Travis Taylor	100	311	4,013	12.9	73t	22
Dennis Northcutt	100	276	3,438	12.5	58t	11

## CAREER 100 YARD GAMES

Year	Team	Rec	Yds	Avg	Lg	TD
2003	at ATL	11	180	16.4	33	1
2002	at OAK	10	158	15.8	27	0
2006	at TEN	8	153	19.1	41	0
2006	at MIN	12	144	12.0	21t	1
2000	at BUF	5	131	26.2	63	0
2002	vs DEN	6	126	21.0	34	1
2003	vs SEA	5	125	25.0	64	1
2004	at CLE	7	122	17.4	45	0
2002	vs KC	8	116	14.5	21	0
2002	at DET	7	114	16.3	31	0
2006	vs HOU	9	111	12.3	36	1
2002	at OAK	5	111	22.2	40t	1
2006	vs MIA	5	106	21.2	58t	2
2003	vs NYJ	5	106	21.2	48	0
2003	vs NYG	7	105	15.0	32	0
2006	vs NE	6	100	16.7	46	1
2004	at NYG	9	100	11.1	22	0
2004	vs PHI	12	100	8.3	20	0

## NEW YORK JETS ALL-TIME RECEPTIONS LEADERS

Player	Rec	Yds	Avg	TD
1. Don Maynard	627	11,732	18.7	88
2. Wayne Chrebet	580	7,365	12.7	41
3. Al Toon	517	6,605	12.8	31
4t. Mickey Shuler	438	4,819	11.0	37
4t. Wesley Walker	438	8,306	19.0	71
6. Curtis Martin	367	2,439	6.6	5
<b>7. Laveranues Coles</b>	<b>336</b>	<b>4,445</b>	<b>13.2</b>	<b>24</b>
8. Jerome Barkum	326	4,789	14.7	40
9. George Sauer	309	4,965	16.1	28
10. Rob Moore	306	4,258	13.9	22

## NEW YORK JETS SINGLE-SEASON RECEPTIONS LEADERS

Player	Year	Rec	Yds	Avg	TD
1 Al Toon	1988	93	1,067	11.5	5
<b>2 Laveranues Coles</b>	<b>2006</b>	<b>91</b>	<b>1,098</b>	<b>12.1</b>	<b>6</b>
<b>3t Laveranues Coles</b>	<b>2002</b>	<b>89</b>	<b>1,264</b>	<b>14.2</b>	<b>5</b>
3t Keyshawn Johnson	1999	89	1,170	13.1	8
5 Richie Anderson	1998	88	853	9.7	2
6 Al Toon	1986	85	1,176	13.8	8
7 Wayne Chrebet	1996	84	909	10.8	3
8 Keyshawn Johnson	1998	83	1,131	13.6	10
9 Jerricho Cotchery	2006	82	961	11.7	6
10 Rob Moore	1994	78	1,010	12.9	6



## 2005 GAME-BY-GAME STATISTICS

Date	Opp	GP	GS	No	Yds	Avg	Lg	TD
9/11	at KC	1	1	6	66	11.6	22	0
9/18	vs MIA	1	1	5	68	13.6	25	1
9/25	vs JAX	1	1	4	17	4.3	8	0
10/2	at BAL	1	1	1	16	16.0	16	0
10/9	vs TB	1	1	6	89	14.8	31	0
10/16	at BUF	1	1	4	33	8.3	14	0
10/24	at ATL	1	1	9	96	10.7	15	0
11/6	vs SD	1	1	6	64	10.7	19	1
11/13	at CAR	1	1	3	30	10.0	13	0
11/20	at DEN	1	1	6	62	10.3	18	0
11/27	vs NO	1	1	3	36	12.0	17	0
12/4	at NE	1	1	4	35	8.8	14	0
12/11	vs OAK	1	1	3	30	10.0	12	0
12/18	at MIA	1	1	4	53	13.3	24	1
12/26	vs NE	1	1	5	71	14.2	27t	2
1/1	vs BUF	1	1	4	79	19.8	43	0
<b>Season Totals</b>		<b>16</b>	<b>16</b>	<b>73</b>	<b>845</b>	<b>11.6</b>	<b>43</b>	<b>5</b>



COLES

### 2004 GAME-BY-GAME STATISTICS (WAS)

Date	Opp	GP	GS	No	Yds	Avg	Lg	TD
9/12	vs TB	1	1	3	27	9.0	11	0
9/19	at NYG	1	1	9	100	11.1	22	0
9/27	vs DAL	1	1	5	42	8.4	20	0
10/3	at CLE	1	1	7	122	17.4	45	0
10/10	vs BAL	1	1	3	25	8.3	10	0
10/17	at CHI	1	1	4	52	13.0	21	0
10/31	vs GB	1	1	7	84	12.0	17	0
11/7	at DET	1	1	4	46	11.5	15t	1
11/14	vs CIN	1	1	6	74	12.3	22	0
11/21	at PHI	1	1	4	34	8.5	15	0
11/28	at PIT	1	1	6	55	9.2	17	0
12/5	vs NYG	1	1	6	60	10.0	20	0
12/12	vs PHI	1	1	12	100	8.3	20	0
12/18	at SF	1	1	4	39	9.8	19	0
12/26	at DAL	1	1	7	53	7.6	32	0
1/2	vs MIN	1	1	3	37	12.3	20	0
<b>Season Totals</b>		<b>16</b>	<b>16</b>	<b>90</b>	<b>950</b>	<b>10.6</b>	<b>45</b>	<b>1</b>

### 2001 GAME-BY-GAME STATISTICS

Date	Opp	GP	GS	No	Yds	Avg	Lg	TD
9/9	vs IND	1	1	1	38	38.0	38t	1
9/23	at ME	1	1	3	24	8.0	10	0
10/1	vs SF	1	1	3	60	20.0	39	0
10/7	at BUF	1	1	5	77	15.4	21	0
10/14	vs MIA	1	1	5	77	15.4	25t	2
10/21	vs STL	1	1	1	13	13.0	13	0
10/28	at CAR	1	1	7	91	13.0	26	0
11/4	at NO	1	1	3	47	15.7	25	1
11/11	vs KC	1	1	4	31	7.8	14	0
11/18	at MIA	1	1	3	42	14.0	19	1
12/2	vs NE	1	1	3	63	21.0	34t	1
12/9	at PIT	1	1	3	20	6.7	15	0
12/16	vs CIN	1	1	2	23	11.5	18	0
12/23	at IND	1	1	4	52	13.0	21	0
12/30	vs BUF	1	1	7	99	14.1	29	0
1/6	at OAK	1	1	5	111	22.2	40t	1
<b>Season Totals</b>		<b>16</b>	<b>16</b>	<b>59</b>	<b>868</b>	<b>14.7</b>	<b>40t</b>	<b>7</b>

### 2003 GAME-BY-GAME STATISTICS (WAS)

Date	Opp	GP	GS	No	Yds	Avg	Lg	TD
9/4	vs NYJ	1	1	5	106	21.2	48	0
9/14	at ATL	1	1	11	180	16.4	33	1
9/21	vs NYG	1	1	7	105	15.0	32	0
9/28	vs NE	1	1	5	62	12.4	24	0
10/5	at PHI	1	1	5	60	12.0	22	0
10/12	vs TB	1	1	6	60	10.0	22	0
10/19	at BUF	1	1	3	58	19.3	47	0
11/2	at DAL	1	1	4	27	6.8	14	1
11/9	vs SEA	1	1	5	125	25.0	64	1
11/16	at CAR	1	1	4	35	8.8	14	0
11/23	at MIA	1	1	4	62	15.5	37t	1
11/30	vs MP	1	1	6	88	14.7	21	0
12/7	at NYG	1	1	4	55	13.8	24	0
12/14	vs DAL	1	1	0	0	-	-	0
12/21	at CHI	1	1	7	94	13.4	20	2
12/27	vs PHI	1	1	6	87	14.5	23	0
<b>Season Totals</b>		<b>16</b>	<b>16</b>	<b>82</b>	<b>1,204</b>	<b>14.7</b>	<b>64</b>	<b>6</b>

### 2000 GAME-BY-GAME STATISTICS

Date	Opp	GP	GS	No	Yds	Avg	Lg	TD
9/3	at GB	1	0	0	0	-	-	0
9/11	vs NE	-	-	-	-	-	-	-
9/17	vs BUF	1	0	0	0	-	-	0
9/24	at TB	1	0	2	34	17.0	17	0
10/8	vs PIT	1	0	1	18	18.0	18	0
10/15	at NE	1	0	6	53	8.8	16	0
10/23	vs MIA	1	0	4	55	13.8	30t	1
10/29	at BUF	1	0	5	131	26.2	63	0
11/5	vs DEN	1	0	1	31	31.0	31	0
11/12	at IND	1	0	2	32	16.0	20	0
11/19	at MIA	1	0	0	0	-	-	0
11/26	vs CHI	-	-	-	-	-	-	-
12/3	vs IND	-	-	-	-	-	-	-
12/10	at OAK	1	0	1	16	16.0	16	0
12/17	vs DET	1	0	0	0	-	-	0
12/24	at BAL	1	0	0	0	-	-	0
<b>Season Totals</b>		<b>13</b>	<b>0</b>	<b>22</b>	<b>370</b>	<b>16.8</b>	<b>63</b>	<b>1</b>

### 2002 GAME-BY-GAME STATISTICS

Date	Opp	GP	GS	No	Yds	Avg	Lg	TD
9/8	at BUF	1	1	4	32	8.0	10	0
9/15	vs NE	1	1	0	0	-	-	0
9/22	at MIA	1	1	2	14	7.0	9	0
9/29	at JAC	1	1	8	97	12.1	22	0
10/6	vs KC	1	1	8	116	14.5	21	0
10/20	vs MIN	1	1	6	86	14.3	28	1
10/27	vs CLE	1	1	5	61	12.2	37t	1
11/3	at SD	1	1	5	60	12.0	20	0
11/10	vs MIA	1	1	5	80	16.0	42	0
11/17	at DET	1	1	7	114	16.3	31	0
11/24	vs BUF	1	1	7	78	11.1	28	1
12/2	at OAK	1	1	10	158	15.8	27	0
12/8	vs DEN	1	1	6	126	21.0	34	1
12/15	at CHI	1	1	5	71	14.2	21	0
12/22	at NE	1	1	5	78	15.6	32t	1
12/29	vs GB	1	1	6	93	15.5	43	0
<b>Season Totals</b>		<b>16</b>	<b>16</b>	<b>89</b>	<b>1,264</b>	<b>14.2</b>	<b>43</b>	<b>5</b>



**HEIGHT** 6-0  
**WEIGHT** 207  
**AGE** 25 (as of 9/9/07)  
**HOMETOWN** Birmingham, AL  
**HIGH SCHOOL** Phillips HS  
**COLLEGE** North Carolina State  
**EXPERIENCE** Fourth NFL season, fourth with the Jets  
**ACQUIRED** Chosen by the Jets in the fourth round (108th overall) of the 2004 NFL Draft

## 89 JERRICHO COTCHERY

### WIDE RECEIVER

#### CAREER HIGHLIGHTS

- Has played in 44 NFL games and has made 17 regular season starts.
- He has recorded 107 receptions for 1,272 yards and six TD, 17 KR for 467 yards with one TD, 23 PR for 182 yards and 29 special teams tackles.
- His 82 receptions in 2006 rank ninth on the Jets single season list.
- Combined with Laveranues Coles to form the best producing single-season receiving tandem in Jets history with 173 receptions.
- Has posted two 100-yard performances in his career.
- The 77-yard TD reception from Chad Pennington in the 2006 AFC Wild Card Playoff Game at NE was the longest offensive play in Jets postseason history.
- Was the Jets' primary punt returner in 2005 with 7.8 yards per return on 23 returns.
- As a rookie, shared kickoff return duties with Jonathan Carter and Lamont Jordan, averaging 27.8 yards on 13 returns, including a 94-yard TD at STL.

#### THE CATCH AND RUN

Jerricho's memorable 71-yard TD reception against NE set the tone for his year. Jerricho jumped up to haul in a Chad Pennington pass, absorbed a huge hit and landed on a DB. Knowing his knee had never touched the ground, Jerricho then ran unimpeded to the end zone.

"That was one of those plays that just describes my game," Jerricho said. "It was just about hard work and finishing every play. That is what I try to do every day in practice. Even if you are down at practice, you get up and finish the play."

#### CAREER OFFENSIVE STATISTICS

Year	Team	GP	GS	RECEIVING					TD	RUSHING				
				No	Yds	Avg	Lg			Att	Yds	Avg	Lg	TD
2004	NYJ	12	0	6	60	10.0	18	0	0	0	0	0.0	0	0
2005	NYJ	16	1	19	251	13.2	45	0	1	4	4.0	4	0	0
2006	NYJ	16	16	82	961	11.7	71t	6	5	25	5.0	10	0	0
<b>Career Totals</b>		<b>44</b>	<b>16</b>	<b>107</b>	<b>1,272</b>	<b>11.9</b>	<b>71t</b>	<b>6</b>	<b>6</b>	<b>29</b>	<b>4.8</b>	<b>10</b>	<b>0</b>	<b>0</b>

**Additional Statistics:** Special Team Tackles: 19 IN 2004, 10 IN 2005.

#### SEASON BY SEASON REVIEW

**2006 (JETS)** Became the 10th player in Jets' postseason history to record a 100-yard receiving game, catching four passes for 100 yards and a TD in the Wild Card Playoff Game loss at NE. His 77-yard TD reception was the longest offensive play in Jets' postseason history...Led the team in both receptions, with a career-high nine, and receiving yards with 99. Caught his team-leading fifth receiving TD in the Week 13 win at GB...Had 7-110 receiving, the second 100-yard receiving game of his career in the Week 12 win vs. CHI...Was Jets' Offensive Player of the Week when he caught six passes for 70 yards, including a 22-yard TD, in the Week 10 win at NE...Set a career-high with a 71-yard TD reception, finishing the day with six grabs for 121 yards in the Week 2 loss vs. NE...Made his first career start in the season opening victory at TEN, recording six receptions for 65 yards as

well as his first career receiving touchdown.

**2005 (JETS)** Was the team's primary punt returner, with 23 returns for 182 yards (7.8)...Led the team with four receptions for 72 yards and a 33-yard reception in the Week 12 loss vs. NO...Made his first career start, lining up as part of a three WR set at CAR Week 10. Caught one pass for eight yards...In Week 7 took a punt return back 18 yards, his season's best.

**2004 (JETS)** Had a 94 yard kickoff return for a touchdown, his first career score, in the Week 17 loss at STL...Recorded his first career NFL catch for seven yards from Chad Pennington to convert on third down on the Jets' final drive of the first half in the Week 6 win vs. SF.





## OFF-THE-FIELD

- Majored in Sports Management at North Carolina State.
- The second-youngest of 13 children.
- Selected by the organization as the 2006 Kyle Clifton Good Guy Award, which recognizes consistent willingness, cooperation and professionalism in everyday dealings with the various departments in the organization.
- Established the Cotchery Foundation ([www.cotcheryfoundation.com](http://www.cotcheryfoundation.com)) in January, 2007 to "inspire children to conceive and achieve goals by providing programs and services designed to enhance their futures."
- Hosted a one-day Annual Skills & Drills Football Clinic at Legions Field, Birmingham, Alabama with teammate and fellow Alabama native Kerry Rhodes in June.
- Hosted the Jerricho Cotchery Football Camp in Wayne, NJ in July.
- Has his own website, [www.jerricho89.com](http://www.jerricho89.com)
- Attended the United Way Gridiron Gala on 4/11/07, to help celebrate the NFL's 30-year partnership with the United Way.

## CAREER TRANSACTIONS

- Selected by the Jets in the fourth round (108th overall) of the 2004 NFL Draft.

## BEFORE THE NFL

- Broke school records with 200 career receptions and 15 career 100-yard receiving games, both previously held by Torry Holt (1995-98), and finished second to Holt in NCSU history with 3,119 yards and 21 TD catches.
- Tied for second in ACC history for 100-yard receiving games and ranks fourth in both career receptions and career receiving yards.
- Joined Florida State's Peter Warrick as the only two receivers in ACC history to record 200 career receptions and 3,000 career receiving yards.
- His 86 receptions and 1,369 yards as a senior are both the second-highest in ACC and school history, topped only by Holt.
- Attended Phillips High (Birmingham, Ala.), where he played both ways as a senior, pulling down 39 catches for 1,008 yards and 13 TD, offensively, and five INT and one TD, defensively.
- Four-year letter-winner in basketball as a shooting guard, competing against future Wolfpack teammate QB Philip Rivers and current teammate Kerry Rhodes.



## 2006 GAME-BY-GAME STATISTICS

Date	Opp	GP	GS	No	Yds	RECEIVING				Att	Yds	RUSHING			
						Avg	Lg	TD	Avg			Lg	TD		
9/10	at TEN	1	1	6	65	10.8	19	1	0	0	0.0	0	0	0	
9/17	vs NE	1	1	6	121	20.2	71t	1	0	0	0.0	0	0	0	
9/24	at BUF	1	1	3	33	11.0	18	0	0	0	0.0	0	0	0	
10/1	vs IND	1	1	3	65	21.7	33t	1	0	0	0.0	0	0	0	
10/8	at JAX	1	1	4	49	12.3	20	0	0	0	0.0	0	0	0	
10/15	vs MIA	1	1	1	6	6.0	6	0	0	0	0.0	0	0	0	
10/22	vs DET	1	1	7	79	11.3	28	0	1	10	10.0	10	0	0	
10/29	at CLE	1	1	5	43	8.6	12	0	1	8	8.0	8	0	0	
11/12	at NE	1	1	6	70	11.7	22t	1	1	3	3.0	3	0	0	
11/19	vs CHI	1	1	3	25	8.3	22	0	0	0	0.0	0	0	0	
11/26	vs HOU	1	1	7	110	15.7	32	0	0	0	0.0	0	0	0	
12/3	at GB	1	1	9	99	11.0	25	1	0	0	0.0	0	0	0	
12/10	vs BUF	1	1	5	37	7.4	15	0	0	0	0.0	0	0	0	
12/17	at MIN	1	1	6	56	9.3	17	0	0	0	0.0	0	0	0	
12/25	at MIA	1	1	4	50	12.5	32t	1	1	7	7.0	7	0	0	
12/31	vs OAK	1	1	7	53	7.6	14	0	1	-3	-3.0	-3	0	0	
Season Totals		16	16	82	961	11.7	71t	6	5	25	5.0	10	0	0	

## CAREER POSTSEASON OFFENSIVE STATISTICS

RECEIVING									RUSHING				
Year	Team	GP	GS	No	Yds	Avg	Lg	TD	Att	Yds	Avg	Lg	TD
2004	NYJ	2	0	0	0	0.0	0	0	0	0	0.0	0	0
2006	NYJ	1	1	4	100	25.0	77t	1	2	19	9.5	14	0
Career Totals		3	1	4	100	25.0	77t	1	2	19	9.5	14	0

## CAREER KICKOFF RETURN STATISTICS

Year	Team	Rec	Yds	Avg	Lg	TD
2004	NYJ	13	362	27.8	94t	1
2005	NYJ	4	105	25.3	30	0
Career Totals		17	467	27.2	94t	1

## SINGLE-GAME CAREER HIGHS

Receptions	9	at GB	12/3/06
Receiving Yards	121	vs. NE	9/17/06
Long Reception	71t	vs. NE	9/17/06
Longest Rush	10	vs. DET	10/22/06

## CAREER POSTSEASON KICKOFF RETURN STATISTICS

Year	Team	Rec	Yds	Avg	Lg	TD
2004	NYJ	8	179	22.4	30	0
Career Totals		8	179	22.4	30	0

## 2005 GAME-BY-GAME STATISTICS

Date	Opp	GP	GS	No	Yds	Avg	Lg	TD
9/11	at KC	1	0	0	0	0.0	0	0
9/18	vs MIA	1	0	0	0	0.0	0	0
9/25	vs JAX	1	0	0	0	0.0	0	0
10/2	at BAL	1	0	0	0	0.0	0	0
10/9	vs TB	1	0	2	14	7.0	7	0
10/16	at BUF	1	0	0	0	0.0	0	0
10/24	at ATL	1	0	1	7	7.0	7	0
11/6	vs SD	1	0	0	0	0.0	0	0
11/13	at CAR	1	0	1	8	8.0	8	0
11/20	at DEN	1	0	1	4	4.0	4	0
11/27	vs NO	1	0	4	72	18.0	33	0
12/4	at NE	1	0	2	16	8.0	9	0
12/11	vs OAK	1	0	1	9	9.0	9	0
12/18	at MIA	1	0	4	44	11.0	13	0
12/26	vs NE	1	0	2	32	16.0	16	0
1/1	vs BUF	1	0	1	45	45.0	45	0
Season Totals		16	0	19	251	13.2	45	0

## 2004 GAME-BY-GAME STATISTICS

Date	Opp	GP	GS	No	Yds	Avg	Lg	TD
9/12	vs CIN	1	0	0	0	0.0	0	0
9/19	at SD	1	0	0	0	0.0	0	0
10/10	vs BUF	1	0	0	0	0.0	0	0
10/17	vs SF	1	0	1	7	7.0	7	0
10/24	at NE	1	0	0	0	0.0	0	0
11/1	vs MIA	1	0	1	5	5.0	5	0
11/7	at BUF	1	0	0	0	0.0	0	0
11/14	vs BAL	1	0	0	0	0.0	0	0
11/21	at CLE	1	0	0	0	0.0	0	0
12/19	vs SEA	1	0	1	15	15.0	15	0
12/26	vs NE	1	0	1	18	18.0	18	0
1/2	at STL	1	0	2	15	7.5	10	0
Season Totals		12	0	6	60	10.0	18	0

## DON'S BIGGEST DAYS

Thirty-eight years after his last 200-yard receiving gem, Titans' and Jets' Hall of Fame WR Don Maynard remains tied for fifth in NFL history for most 200-yard games in a career. In context for the franchise, Maynard has three of the Jets' five 200-yard receiving performances. Only Bake Turner, with 210 yards receiving vs. Houston (11/10/63) and Richard Caster, with 204 yards receiving vs. Baltimore (9/24/72), are members of Maynard's exclusive Jets' club.

His three dynamic performances came in a 22-game span that began in the Super Bowl season in 1968 with the opener at Kansas City, included his franchise-record 228-yard game in the the "Heidi Bowl" at Oakland, and concluded against the Oilers in the 1969 home opener that came six games into the season.

## DON MAYNARD'S CAREER 200-YARD RECEIVING GAMES

Date	Opponent	Rec	Yards	TD
11/17/68	at Oakland	10	228	1
10/20/69	vs. Houston Oilers	7	212	2
9/15/68	at Kansas City	8	203	2



**HEIGHT** 6-4  
**WEIGHT** 270  
**AGE** 31 (as of 9/9/07)  
**HOMETOWN** Scurry, TX  
**HIGH SCHOOL** Scurry-Roser HS  
**COLLEGE** Tarleton State University (Texas)  
**EXPERIENCE** Seventh NFL season, seventh with the Jets  
**ACQUIRED** Signed as a free agent in 2000

## 85 JAMES DEARTH

### TIGHT END

#### CAREER HIGHLIGHTS

- Has played in 96 consecutive regular-season NFL games, all with the Jets.
- Has supplemented his long-snapping with 25 career special teams tackles.
- Has caught three passes (all in 2001) for 10 yards, including a one-yard TD pass vs. CIN in 2001.
- Has been the Jets lone long snapper over the last six postseason games.

#### CAREER OFFENSIVE STATISTICS

Year	Team	GP	RECEIVING					Lg	TD
			GS	No	Yds	Avg			
2001	NYJ	16	0	3	10	3.3		9	1
<b>Career Totals</b>	<b>96</b>	<b>0</b>	<b>3</b>	<b>10</b>	<b>3.3</b>	<b>9</b>	<b>1</b>		

**Additional Statistics:** Special Teams Tackles: 7 in 2001, 7 in 2001, 4 in 2003, 5 in 2004, 2 in 2006. KR: 2-16 (8.0 AVG) LG, 9

#### SEASON BY SEASON REVIEW

**2002-2006 (JETS)** Has served as Jets' long snapper on punts and placekicking in every game since the start of the 2001 season...Occasionally lines up as a tight end in multi-tight end and short yardage sets.

**2001 (JETS)** Handled the long snapping duties in all 16 contests...Recorded his only NFL TD in the Week 14 win over CIN, a one yard pass from Vinny Testaverde...Had his first career reception in the Week 9 win over KC, a nine-yard pass from P Tom Tupa on fourth-and-two after the team lined up in the Wing-T formation.

#### OFF-THE-FIELD

- James and his wife, Laurie, have a daughter, Kaitlyn, and a son, Kendall.
- Attended a Wharton Business School program designed to educate NFL players on business at the University of Pennsylvania during the last offseason.
- Helped make improvements to the entrance of Roy Wilkins Park in Flushing, Queens as part of the United Way Hometown Huddle on 10/10/06.
- Born in Fort Ord, CA

#### LIFE AFTER FOOTBALL

James was among 36 NFL players enrolled in the NFL Business Management and Entrepreneurial Program at the Wharton School of the University of Pennsylvania during the last offseason. The program is part of an ongoing NFL-NFLPA initiative to assist players in preparing for their post-playing careers.

The Wharton program focused on a broad range of business topics, including financial analysis, entrepreneurship, real estate development, stock market investing, negotiation skills, risk management, and community reinvestment.

#### BEFORE THE NFL

- A former collegiate QB who transferred from Tulsa to Tarleton State (Texas) in 1996, where he converted to TE.
- Finished his career with 77 receptions for 992 yards and five TDs.
- Lettered as a QB at Scurry-Rosser High (TX).

#### CAREER TRANSACTIONS

- Signed with the Jets as a FA in 2000.
- Signed on 7/15/00 by TEN.
- Waived by CLE on 4/18/00.
- Selected by CLE in the sixth round (191st overall) of the 1999 NFL Draft.





**HEIGHT** 5-8  
**WEIGHT** 180  
**AGE** 32 (as of 9/9/07)  
**HOMETOWN** Iowa City, IA  
**HIGH SCHOOL** Iowa City (IA) HS  
**COLLEGE** Iowa  
**EXPERIENCE** Tenth NFL season, second with the Jets  
**ACQUIRED** Signed as an UFA on 3/22/06 (NE)



## 17 **TIM DWIGHT** WIDE RECEIVER

### CAREER HIGHLIGHTS

- Has caught 188 career passes for 2,866 yards and 17 TD, while adding 51 rushes for 368 yards and three TD.
- Has 202 career kickoff returns for 4,723 yards and two TD, while adding 176 career punt returns for 1,719 yards and three TD.
- Averaged 20.9 yards per catch on 32 receptions for Atlanta in 1999.
- Has played in six postseason contests, including Super Bowl XXXIII while with ATL, where he had a 94-yard kickoff return for a TD in the loss to Denver.
- In the postseason, has collected 12-123 on punt returns and 15-428-1 TD on kickoff returns.

### CAREER OFFENSIVE STATISTICS

Year	Team	GP	GS	No	RECEIVING				TD	Att	RUSHING				TD
					Yds	Avg	Lg				Yds	Avg	Lg		
1998	ATL	12	0	4	94	23.5	44t		1	8	19	2.4	7		0
1999	ATL	12	8	32	669	20.9	60t		7	5	28	5.6	9		1
2000	ATL	14	1	26	406	15.6	52t		3	5	8	1.6	5		0
2001	SD	10	2	25	406	16.2	78		0	2	24	12.0	16t		1
2002	SD	16	14	50	623	12.5	42		2	12	108	9.0	20		1
2003	SD	9	3	14	193	13.8	32		0	9	88	9.8	20		0
2004	SD	12	0	2	31	15.5	23t		1	4	54	13.5	48		0
2005	NE	16	1	19	332	17.5	59		3	4	11	2.8	12		0
2006	NYJ	9	2	16	112	7.0	15		0	2	28	14.0	28		0
<b>Career Totals</b>		<b>110</b>	<b>31</b>	<b>188</b>	<b>2,866</b>	<b>15.2</b>	<b>78</b>		<b>17</b>	<b>51</b>	<b>368</b>	<b>7.2</b>	<b>48</b>		<b>3</b>

### SEASON BY SEASON REVIEW

**2006 (JETS)** Placed on injured reserve prior to 12/2...Caught five passes for 40 yards, rushed once for 28 yards and returned two punts for 27 yards in the Week 11 loss vs. CHI...Returned four punts for 55 yards, including an 18-yard return, his longest as a Jet, in the Week 8 loss at CLE...Started for the second consecutive week and caught one pass for four yards in the Week 7 win vs. DET...Made his first start as a Jet and caught three passes for nine yards Week 6 vs. MIA.

**2005 (NE)** Was the Patriots' primary punt returner (32-273-8.5) and also returned 10 kickoffs (25.0)...Week 12 at KC, had 5-76 receiving to lead team and also rushed twice for 17 yards...In the season-opening win vs. OAK he hauled in his only catch of the game, a 5-yard TD pass from Tom Brady. Also had 4-44 on punt returns, including a 27-yarder.

**2004 (SD)** Against NO in the Week 9 win he had a career-long 48-yard run on a reverse that helped set up a first-quarter TD...In Week 8 vs. OAK caught his first TD pass of the season from 23 yards out and notched a 50-yard kick return to open the second half to help set up a TD...Returned a kick 87 yards

for a touchdown vs. NYJ Week 2.

**2003 (SD)** Placed on injured reserve on 11/26...Accounted for a season high 174 all-purpose yards, including 28 yards rushing, 19 yards receiving and 127 yards on KR Week 1 vs. KC.

**2002 (SD)** Posted a season-high six catches for 63 yards and one TD in a Week 16 loss at KC and notched three punt return for a season-high 70 yards...Week 11 vs. SF had five catches for 64 yards...At OAK in Week 7 he led the team with 75 yards receiving on four catches.

**2001 (SD)** Scored the second rushing TD of his career on a 16-yard run against DAL in Week 3, while also pulling in a career-long 78-yard reception...Week 1 vs. WAS, he earned AFC Special Teams Player of the Week after registering an 84-yard punt return for a TD.

**2000 (ATL)** Caught a 52-yard TD pass, the team's longest scoring pass play of the season, in Week 7 vs. NO... Week 3 vs. PHI had a 70-yard punt return for TD...Week 3 at DEN amassed

a career-high 264 all-purpose yards with six kick returns for 149 yards, three punt returns for 50 yards, two catches for 60 yards and two rushes for five yards.

**1999 (ATL)** His average of 20.9 yards per catch was the second-highest single season total in team history...Week 17 vs. SF he racked up seven catches for 162 receiving yards, including a four-yard TD and a 60-yard TD, added a 70-yard punt return for

a TD, earning NFC Special Teams Player of Week.

**1998 (ATL)** Against DEN in Super Bowl XXXIII in Miami, he capped off an outstanding rookie season with a 94-yard kick return for a TD, the fourth-longest return in Super Bowl history. Totaled 210 kick return yards, the fourth-most in Super Bowl history...Week 5 at CAR he had a 93-yard kick return for a TD, earning NFC Special Teams Player of the Week honors.

#### OFF-THE-FIELD

- Earned a degree in Sports Management.
- For the last five years, Tim has hosted football camps in Iowa City to help support the Holden Comprehensive Cancer Center at the Children's Hospital of Iowa and the Tim Dwight Scholarship Fund, which provides scholarships for high school students throughout Iowa.
- Helped deliver a tractor trailer load of fresh turkey, potatoes, apples and carrots to the Neighbors Together Soup Kitchen in the Brownsville section of Brooklyn on 11/21/06.
- Attended the Taste of the NFL in partnership with ShopRite on 5/3/07, to help raise money to fight hunger in the Metropolitan Area.
- Owns a yoga studio and Land Development Co. in Iowa City.
- Started the Tim Dwight Foundation ([www.timdwightfoundation.com](http://www.timdwightfoundation.com)), which supports the Children's Hospital of Iowa and awards scholarships to children that have overcome adversity or challenges in their lives.

#### BEFORE THE NFL

- Finished seventh in Heisman Trophy balloting in 1997 and was a consensus All-America selection by the Associated Press, the American Football Coaches Association, The Sporting News and the Football Writers Association.
- Set the Big Ten Conference career record with five TD on punt returns and tied the single-season mark with three in 1997.
- Finished his career as the conference's career leader in PR yards and Iowa's all-time leader with 2,271 receiving yards.
- Was the only player in Iowa history to surpass 1,000 career yards in receiving, PR and KR.
- Captured titles in the 100 meters and the 400-meter relay and 1,600-meter relays over the three years that he lettered in track and field.
- Was an All-America selection at Iowa City High School where he was named the 1993 Gatorade Circle of Champions Player of the Year.
- Led his high school to the Class 4A state title as senior after rushing for a state-record 43 TD.
- The two-time Gatorade Iowa Track Athlete of the Year (92-93) led his high school to three consecutive state championships and became one of three prep athletes to win four consecutive state titles in the same event (200 meters).

DWIGHT

#### 2006 GAME-BY-GAME STATISTICS

Year	Team	GP	GS	RECEIVING					RUSHING				
				No	Yds	Avg	Lg	TD	Att	Yds	Avg	Lg	TD
9/24	at BUF	1	0	1	5	5.0	5	0	0	0	0.0	0	0
10/1	vs IND	1	0	3	31	10.3	15	0	0	0	0.0	0	0
10/8	at JAX	1	0	0	0	0.0	0	0	0	0	0.0	0	0
10/15	vs MIA	1	1	3	9	3.0	9	0	1	0	0.0	0	0
10/22	vs DET	1	1	1	4	4.0	4	0	0	0	0.0	0	0
10/29	at CLE	1	0	0	0	0.0	0	0	0	0	0.0	0	0
11/12	at NE	1	0	2	14	7.0	9	0	0	0	0.0	0	0
11/19	vs CHI	1	0	5	40	8.0	15	0	1	28	28.0	28	0
11/26	vs HOU	1	0	1	9	9.0	9	0	0	0	0.0	0	0
12/3	at GB												
PLACED ON INJURED RESERVE 12/2													
<b>Season Totals</b>		<b>9</b>	<b>2</b>	<b>16</b>	<b>112</b>	<b>7.0</b>	<b>15</b>	<b>0</b>	<b>2</b>	<b>28</b>	<b>14.0</b>	<b>28</b>	<b>0</b>

#### CAREER TRANSACTIONS

- Signed by the Jets as a UFA on 3/22/06.
- Signed by NE as an UFA on 3/13/04.
- Traded by ATL to SD on 4/20/01 as part of a package that sent the first overall pick in the draft (Michael Vick) to ATL.
- Selected in the fourth round by ATL (114th overall) of the 1998 NFL Draft.

#### 2006 GAME-BY-GAME PUNT RETURN STATISTICS

Year	Opp	GP	No	FC	Yds	Avg	Lg	TD
9/24	at BUF	1	2	0	19	9.5	17	0
10/1	vs IND	1	1	1	12	12.0	12	0
10/8	at JAX	1	0	2	0	0.0	0	0
10/15	vs MIA	1	2	0	6	3.0	6	0
10/22	vs DET	1	0	0	0	0.0	0	0
10/29	at CLE	1	4	1	55	13.8	18	0
11/12	at NE	1	1	1	15	15.0	15	0
11/19	vs CHI	1	2	3	27	13.5	16	0
11/26	vs HOU	1	2	1	12	6.0	9	0
<b>Season Totals</b>		<b>9</b>	<b>14</b>	<b>9</b>	<b>146</b>	<b>10.4</b>	<b>18</b>	<b>0</b>



## CAREER RETURN STATISTICS

Year	Team	No	FC	PUNT RETURNS				TD	KICKOFF RETURNS				
				Yds	Avg	LG			No	Yds	Avg	Lg	TD
1998	ATL	31	13	263	8.5	23		0	36	973	27.0	93t	1
1999	ATL	20	12	220	11.0	70t		1	44	944	21.5	40	0
2000	ATL	33	17	309	9.4	70t		1	32	680	21.3	48	0
2001	SD	24	12	271	11.3	84t		1	0	0	0.0	0	0
2002	SD	19	11	231	12.2	37		0	8	166	20.8	26	0
2003	SD	2	2	0	0.0	2		0	22	488	22.2	32	0
2004	SD	1	5	6	6.0	6		0	50	1,222	24.4	87t	1
2005	NE	32	13	273	8.5	29		0	10	250	25.0	38	0
2006	NYJ	14	9	146	10.4	18		0	0	0	0.0	0	0
<b>Career Totals</b>		<b>176</b>	<b>94</b>	<b>1,719</b>	<b>9.8</b>	<b>115</b>		<b>3</b>	<b>202</b>	<b>4,723</b>	<b>23.4</b>	<b>184</b>	<b>2</b>

## CAREER POSTSEASON RETURN STATISTICS

Year	Team	GP	No	FC	PUNT RETURNS				Lg	TD	KICKOFF RETURNS				
					Yds	Avg					No	Yds	Avg	Lg	TD
1998	ATL	3	5	0	75	15			36	0	10	343	34.3	94t	1
2004	SD	1	0	0	0	0			0	0	5	85	17	25	0
2005	NE	2	7	0	48	9.7			27	0	0	0	0	0	0
<b>Career Totals</b>		<b>6</b>	<b>12</b>	<b>0</b>	<b>123</b>	<b>10.3</b>			<b>36</b>	<b>0</b>	<b>15</b>	<b>428</b>	<b>28.5</b>	<b>94t</b>	<b>1</b>

## SINGLE-GAME CAREER HIGHS

### RECEIVING

Receptions	7	vs SF	1/3/00
Yards	162	vs SF	1/3/00
Average	23.1	vs SF	1/3/00
Long	78	at DAL	9/23/01
Touchdowns	2	Twice, last vs SF	1/3/00

### PUNT RETURNS

Returns	8	at DET	11/12/00
Yards	102	vs WAS	9/9/01
Long	84	vs WAS	9/9/01
Touchdowns	1	vs WAS	9/9/01

### KICKOFF RETURNS

Returns	7	vs NYJ	9/19/04
Yards	209	vs NYJ	9/19/04
Long	87t	vs NYJ	9/19/04
Touchdowns	1	vs NYJ	9/19/04




## RETURN SPECIALIST

Tim Dwight is third among all active players in total return yards with 6,442. He trails only the Falcons' Allen Rossum (12,152 yards) and the Rams' Dante Hall (10,526 yards). Dwight has returned three punts and two kickoffs for TD, placing him sixth among active players behind Hall (11) and Rossum, the Lions' Eddie Drummond, the Panthers' Steve Smith and the Redskins' Antwaan Randle-El with six apiece.

## TOTAL RETURN YARDS

Player	Team	Yds	PR Yds	KR Yds	TD
Allen Rossum	Falcons	12,152	2,517	9,635	6
Dante Hall	Rams	10,526	1,882	8,644	11
<b>Tim Dwight</b>	<b>Jets</b>	<b>6,442</b>	<b>1,719</b>	<b>4,723</b>	<b>5</b>
Eddie Drummond	Lions	6,084	1,058	5,026	6
Wes Welker	Patriots	5,090	1,232	3,858	1



**HEIGHT** 5-10  
**WEIGHT** 183  
**AGE** 28 (as of 9/9/07)  
**HOMETOWN** Clearfield, UT  
**HIGH SCHOOL** Clearfield, HS  
**COLLEGE** Utah  
**EXPERIENCE** Seventh NFL season, second with the Jets  
**ACQUIRED** Signed as an UFA on 3/30/06 (SEA)

## 21 ANDRE DYSON

### CORNERBACK

#### CAREER HIGHLIGHTS

- Started for SEA in Super Bowl XL against PIT in 2005.
- Through his first six professional seasons, Dyson has 21 INT, 76 PD and four TD in 87 regular-season games, 81 of them starts.
- His 21 career interceptions place him third among all defensive players selected in the 2001 NFL draft behind Nate Clements of the 49ers (23) and Anthony Henry of the Cowboys (22).
- Andre and his brother Kevin became the first brother combination to score touchdowns in the same game on 9/22/02 vs. CLE. Andre scored on an interception return and Kevin scored on a TD reception. They were the fourth pair of brothers to play in the same game since 1970.

#### WELCOME TO THE NFL

For his first game as a Jet, Andre found himself back where his career started - Nashville. When Titans' QB Vince Young made his pro debut in the second quarter, it was Dyson who welcomed him, picking off the rookie's pass along the right sideline for his first career INT. On the very next Titans' possession, Andre picked off starter Kerry Collins - who had re-entered the game - on just the second play of the series.

"It feels good to get two picks in any game," Andre said. "But to come back here-obviously it's a little bit special for me."

#### CAREER DEFENSIVE STATISTICS

Year	Team	GP	GS	TACKLES				Yds	INTERCEPTIONS				FUMBLES			
				TT	Solo	Asts	Sk		No	Yds	Lg	TD	PD	FF	FR	Yds
2001	TEN	14	12	58	52	6	0	0	3	36	36	0	15	1	0	0
2002	TEN	16	16	55	50	5	1	10	3	27	16t	1	14	2	0	0
2003	TEN	16	16	65	54	11	0	0	4	62	51t	2	14	0	0	0
2004	TEN	16	16	41	35	6	0	0	6	135	44	0	15	0	0	0
2005	SEA	10	6	20	19	1	0	0	1	72	72t	1	10	1	1	25t
2006	NYJ	15	15	62	51	11	0	0	4	-3	0	0	8	0	0	0
<b>Career Totals</b>		<b>87</b>	<b>81</b>	<b>301</b>	<b>261</b>	<b>40</b>	<b>1</b>	<b>10</b>	<b>21</b>	<b>329</b>	<b>72t</b>	<b>4</b>	<b>76</b>	<b>4</b>	<b>1</b>	<b>0</b>

#### SEASON BY SEASON REVIEW

**2006 (JETS)** Intercepted Brett Favre deep Week 13 at GB...Picked off Joey Harrington Week 6 vs. MIA...Registered a career-high two INT in the 23-16 victory over TEN in Week 1, picking off Vince Young and Kerry Collins in successive series on the first half...Took home Jets' Defensive Player of the Week honors for his performance. Also contributed six tackles and two PD in his first return to TEN since leaving in 2004.

**2005 (SEA)** Started at CB in Super Bowl XL loss vs. PIT but missed most of the second and third quarters due to injury...In Week 13 Monday Night win at PHI, scored on a 72-yard INT return in the first quarter and a 25-yard fumble return on the first play of the second half to become the sixth player in NFL history since 1970 to score on an INT and FR in the same game. Named to Monday Night Football Horse Trailer.

**2004 (TEN)** Picked off a career-high six passes...Snared a Peyton Manning pass in the end zone and returned it 44 yards Week 13 at IND...Recorded two INT in Week 10 vs. CHI helping to

limit the Bears to 176 yards of total offense.

**2003 (TEN)** Recorded first INT of the season vs. HOU in Week 6, returning it 51 yards for a score...Had a nine-tackle game vs. PIT in Week 4 holding Hines Ward out of the end zone in the 30-13 victory.

**2002 (TEN)** Had 10 tackles and first career sack in Week 10 vs. HOU...In Week 3 against CLE, picked off a Tom Couch pass and returned it 16 yards for a TD. In that game, his brother, Kevin also scored a 7-yard TD reception, earning the distinction of becoming the first brothers in NFL history to score a TD in the same game.

**2001 (TEN)** Became the first TEN rookie to lead the team in INT (three) since Pete Jacquess in 1964...Started first game of career in Week 7 at DET and recorded nine tackles and three PD...Recorded first career INT in Week 6 at TB, Kevin scored in that game as the Dysons become the first brother pair record an INT and TD for same team in same game.

## OFF-THE-FIELD

- Son of Utah State alums Steve Dyson and Susan Campbell (Campbell also attended Weber State).
- His father played football and basketball at Utah State and his older brother, Kevin was an All-WAC WR for Utah and a first-round draft pick of TEN in 1997.
- Sociology major at Utah.
- Born in Las Vegas, NV.
- Wife, Heather.

## CAREER TRANSACTIONS

- Signed with the Jets as an UFA on 3/30/06.
- Released by SEA on 3/1/06.
- Signed with SEA as a FA on 4/26/05.
- Selected by TEN in the second round (60th overall) of the 2001 NFL Draft.

## BEFORE THE NFL

- All-State, All-Area, and All-Region player for Clearfield High (UT).
- Was Clearfield's defensive player of the year and team captain, who set a school record in 40-yard dash (4.41).
- Also played soccer and basketball and was a second-team all-state soccer player.
- Was on Little League national football championship team in 1993.



## 2006 GAME-BY-GAME STATISTICS

Date	Opp	GP	GS	TT	TACKLES				Yds	INTERCEPTIONS				PD	FUMBLES			Yds
					Solo	Asts	Sk			No	Yds	Lg	TD		FF	FR		
9/10	at TEN	1	1	6	5	1	0.0	0		2	0	0	0	2	0	0	0	
9/17	vs NE	1	1	3	2	1	0.0	0		0	0	0	0	1	0	0	0	
9/24	at BUF	1	1	8	7	1	0.0	0		0	0	0	0	0	0	0	0	
10/1	vs IND	1	1	5	5	0	0.0	0		0	0	0	0	0	0	0	0	
10/8	at JAX	1	1	4	4	0	0.0	0		0	0	0	0	0	0	0	0	
10/15	vs MIA	1	1	5	4	1	0.0	0		1	-3	-3	0	1	0	0	0	
10/22	vs DET	1	1	3	2	1	0.0	0		0	0	0	0	1	0	0	0	
10/29	at CLE	1	1	1	1	0	0.0	0		0	0	0	0	0	0	0	0	
11/12	at NE	1	1	7	6	1	0.0	0		0	0	0	0	0	0	0	0	
11/19	vs CHI	1	1	3	1	2	0.0	0		0	0	0	0	0	0	0	0	
11/26	vs HOU	1	1	7	7	0	0.0	0		0	0	0	0	0	0	0	0	
12/3	at GB	1	1	1	0	1	0.0	0		1	0	0	0	1	0	0	0	
12/10	vs BUF	1	1	4	4	0	0.0	0		0	0	0	0	0	0	0	0	
12/17	at MIN	1	1	2	2	0	0.0	0		0	0	0	0	2	0	0	0	
12/25	at MIA	1	1	3	1	2	0.0	0		0	0	0	0	0	0	0	0	
12/31	vs OAK								INACTIVE									
<b>Season Totals</b>		<b>15</b>	<b>15</b>	<b>62</b>	<b>51</b>	<b>11</b>	<b>0.0</b>	<b>0</b>		<b>4</b>	<b>-3</b>	<b>0</b>	<b>0</b>	<b>8</b>	<b>0</b>	<b>0</b>	<b>0</b>	

## CAREER POSTSEASON DEFENSIVE STATISTICS

Year	Team	GP	GS	TT	TACKLES				Yds	INTERCEPTIONS				PD	FUMBLES			Yds
					Solo	Asts	Sk			No	Yds	Lg	TD		FF	FR		
2002	TEN	2	2	2	2	0	0.0	0		0	0	0	0	1	0	0	0	
2003	TEN	2	2	5	5	0	0.0	0		1	0	0	0	3	0	0	0	
2005	SEA	3	2	3	3	0	0.0	0		0	0	0	0	1	0	0	0	
2006	NVJ	1	1	2	2	0	0.0	0		0	0	0	0	0	0	0	0	
<b>Career Totals</b>		<b>8</b>	<b>7</b>	<b>12</b>	<b>12</b>	<b>0</b>	<b>0.0</b>	<b>0</b>		<b>1</b>	<b>0</b>	<b>0</b>	<b>0</b>	<b>5</b>	<b>0</b>	<b>0</b>	<b>0</b>	

## SINGLE-GAME CAREER HIGHS

Tackles	10	vs. HOU	11/10/02
Interceptions	2	Twice, last at TEN	9/10/06
Passes Defensed	3	vs. CHI	11/14/04



## 2005 GAME-BY-GAME STATISTICS (SEA)

Date	Opp	GP	GS	TACKLES					INTERCEPTIONS				PD	FUMBLES		
				TT	Solo	Asts	Sk	Yds	No	Yds	Lg	TD		FF	FR	Yds
9/11	at JAX	1	1	2	2	0	0	0	0	0	0	0	0	0	0	0
9/18	vs ATL	1	1	3	3	0	0	0	0	0	0	0	2	0	0	0
9/25	vs ARI	1	1	1	1	0	0	0	0	0	0	0	1	0	0	0
10/2	at WAS	1	1	6	6	0	0	0	0	0	0	0	1	0	0	0
10/9	at STL	1	1	0	0	0	0	0	0	0	0	0	1	0	0	0
10/16	vs HOU						DID NOT PLAY									
10/23	vs DAL						DID NOT PLAY									
11/6	at ARI	1	0	2	2	0	0	0	0	0	0	0	1	0	0	0
11/13	vs STL	1	0	3	3	0	0	0	0	0	0	0	1	1	0	0
11/20	at SF	1	0	0	0	0	0	0	0	0	0	0	0	0	0	0
11/27	vs NYG	1	0	3	2	1	0	0	0	0	0	0	2	0	0	0
12/5	at PHI	1	1	0	0	0	0	0	1	72	0	1	1	0	1	25
12/11	vs SF						DID NOT PLAY									
12/18	at TEN						DID NOT PLAY									
12/24	vs IND						DID NOT PLAY									
1/1	at GB						DID NOT PLAY									
Season Totals		10	6	20	19	1	0	0	1	72	0	1	10	1	1	25

## 2004 GAME-BY-GAME STATISTICS (TEN)

				TACKLES					INTERCEPTIONS				FUMBLES			
Date	Opp	GP	GS	TT	Solo	Asts	Sk	Yds	No	Yds	Lg	PD	FF	FR	Yds	
9/11	at MIA	1	1	2	2	0	0	0	1	11	11	1	0	0	0	
9/19	vs IND	1	1	3	2	1	0	0	0	0	0	2	0	0	0	
9/26	vs JAX	1	1	3	2	1	0	0	0	0	0	0	0	0	0	
10/3	at SD	1	1	3	2	1	0	0	0	0	0	0	0	0	0	
10/11	at GB	1	1	6	6	0	0	0	0	0	0	1	0	0	0	
10/17	vs HOU	1	1	2	2	0	0	0	0	0	0	0	0	0	0	
10/24	at MIN	1	1	2	2	0	0	0	0	0	0	2	0	0	0	
10/31	vs CIN	1	1	5	4	1	0	0	1	16	16	2	0	0	0	
11/14	vs CHI	1	1	0	0	0	0	0	2	21	22	3	0	0	0	
11/21	at JAX	1	1	1	1	0	0	0	0	0	0	0	0	0	0	
11/28	at HOU	1	1	5	5	0	0	0	0	0	0	0	0	0	0	
12/05	at IND	1	1	1	1	0	0	0	1	44	44	1	0	0	0	
12/13	vs KC	1	1	1	1	0	0	0	0	0	0	1	0	0	0	
12/19	at OAK	1	1	1	1	0	0	0	0	0	0	1	0	0	0	
12/25	vs DEN	1	1	2	2	0	0	0	0	0	0	0	0	0	0	
01/2	vs DET	1	1	4	2	2	0	0	1	43	43	1	0	0	0	
Season Totals		16	16	41	35	6	0	0	6	135	44	15	0	0	0	

## 2003 GAME-BY-GAME STATISTICS (TEN)

				TACKLES					INTERCEPTIONS				FUMBLES		
Date	Opp	GP	GS	TT	Solo	Asts	Sk	Yds	No	Yds	PD	FF	FR	Yds	
9/7	vs OAK	1	1	2	1	1	0	0	0	0	1	0	0	0	
9/14	at IND	1	1	4	4	0	0	0	0	0	1	0	0	0	
9/21	vs NO	1	1	2	2	0	0	0	0	0	0	0	0	0	
9/28	at PIT	1	1	9	8	1	0	0	0	0	0	0	0	0	
10/5	at NE	1	1	6	5	1	0	0	0	0	1	0	0	0	
10/12	vs HOU	1	1	4	2	2	0	0	1	51	1	0	0	0	
10/19	at CAR	1	1	8	8	0	0	0	0	0	1	0	0	0	
10/26	at JAX	1	1	1	1	0	0	0	1	0	3	0	0	0	
11/9	vs MIA	1	1	3	3	0	0	0	1	11	1	0	0	0	
11/16	vs JAX	1	1	6	5	1	0	0	0	0	0	0	0	0	
11/23	at ATL	1	1	1	1	0	0	0	0	0	0	0	0	0	
12/1	at NYJ	1	1	4	3	1	0	0	1	0	1	0	0	0	
12/7	vs IND	1	1	6	3	3	0	0	0	0	1	0	0	0	
12/14	vs BUF	1	1	1	1	0	0	0	0	0	0	0	0	0	
12/21	at HOU	1	1	3	3	0	0	0	0	0	1	0	0	0	
12/28	vs TB	1	1	5	4	1	0	0	0	0	2	0	0	0	
Season Totals		16	16	65	54	11	0	0	4	62	14	0	0	0	



**HEIGHT** 6-5  
**WEIGHT** 285  
**AGE** 30 (as of 9/9/07)  
**HOMETOWN** Anderson, SC  
**HIGH SCHOOL** Westside HS  
**COLLEGE** Tennessee  
**EXPERIENCE** Eighth NFL season, eighth with the Jets  
**ACQUIRED** Chosen by the Jets in the first round (12th overall) of the 2000 NFL Draft

## 92 **SHAUN ELLIS** DEFENSIVE END

### CAREER HIGHLIGHTS

- Is the longest-tenured Jets player, along with Chad Pennington, going into their 8th season with the club.
- His 108 regular-season games played rank him sixth all-time among Jets defensive linemen. Gerry Philbin is fifth (110 games, 1964-72) and Marty Lyons is first (147, 1979-89).
- Has recorded 440 career tackles along with 48.5 sacks, 15 PD, nine FF, three FR and one INT.
- His 48.5 sacks rank seventh on the Jets all-time list.
- Named to the Pro Bowl in 2003 after finishing the season with 12.5 sacks, 109 tackles and one FF.
- Has also started all six postseason contests he has appeared in with the Jets and recorded 28 tackles and a FF.

### ON THE DEFENSIVE LINE

"We were just going out and trying to execute our technique and play defense. It was new to a lot of people," Shaun said about the adjustment to the new defensive system introduced by Coach Mangini when he took over in 2006. "At the beginning it was rough for us, but by the end we were playing better. A lot of us took it as a challenge and said we're going to make this work."

### CAREER DEFENSIVE STATISTICS

Year	Team	GP	GS	TACKLES				Yds	INTERCEPTIONS				PD	FUMBLES			Yds
				TT	Solo	Asts	Sk		No	Yds	Lg	TD		FF	FR		
2000	NYJ	16	2	53	38	15	8.5	39	1	1	1	0	3	1	2	2	
2001	NYJ	16	16	59	37	22	5.0	24	0	0	0	0	1	2	0	0	
2002	NYJ	16	16	49	36	13	4.0	25	0	0	0	0	6	1	0	0	
2003	NYJ	16	16	109	64	45	12.5	52.5	0	0	0	0	0	1	0	0	
2004	NYJ	15	15	64	44	20	11.0	53	0	0	0	0	2	2	1	0	
2005	NYJ	13	13	48	35	13	2.5	15.5	0	0	0	0	0	1	0	0	
2006	NYJ	16	16	58	37	21	5.0	41.5	0	0	0	0	3	1	0	0	
<b>Career Totals</b>		<b>108</b>	<b>94</b>	<b>440</b>	<b>291</b>	<b>149</b>	<b>48.5</b>	<b>251</b>	<b>1</b>	<b>1</b>	<b>1</b>	<b>0</b>	<b>15</b>	<b>9</b>	<b>3</b>	<b>2</b>	

### SEASON BY SEASON REVIEW

**2006 (JETS)** Named Jets' Defensive Player of the Week after tallying a season-high seven tackles in the Week 17 win vs. OAK...Named Jets' Defensive Player of the Week after collecting five tackles and sacking QB Tom Brady Week 10 at NE. On the sack, he forced a Brady fumble to seal the win on the last play of the game.

**2005 (JETS)** Missed consecutive games (three) for the first time in his career due to injury...Recorded seven tackles (four solo), a QB pressure forcing a throw-away and a sack, for a loss of eight yards in the Week 6 loss at BUF.

**2004 (JETS)** Finished the Jets' 20-17 OT Wild Card victory at SD with eight tackles and one QB pressure. Recorded six of his 11 sacks in the month of December, including three sacks for a loss of 18 yards in the Jets' regular-season finale, a 32-29 OT loss at STL...Inactive for the first time in his career at the Week 10 OT loss vs. BAL, ending a streak of 70 consecutive regular-season games he had appeared in from the start of his career.

**2003 (JETS)** Earned a Pro Bowl spot when he finished third in the AFC with a career-high 12.5 sacks, as well as 109 tackles (64 solo) on the year...Became just the 12th player in Jets history

to record 10-or-more sacks in a season when he dropped QB Peyton Manning for an eight-yard loss in Week 11 at IND...Recorded 10 tackles (four solo), and also extended his Club record for consecutive games with a sack to nine when he tackled QB David Carr for a seven-yard loss in the Week 7 win at HOU...Extended his streak of consecutive games with a sack to eight (dating to Week 14 at CHI in 2002) with two sacks in the Week 6 win over BUF.

**2002 (JETS)** Was very active in Week 13 at OAK, leading all Jets defensive linemen with six tackles, including a first-quarter seven-yard sack of QB Rich Gannon, and adding a PD.

**2001 (JETS)** Week 5 vs. MIA had six tackles and forced a fumble which set up a TD. Credited with 1.5 sacks and two QB pressures on the day.

**2000 (JETS)** Led all Jets defensive linemen in sacks (8.5), which placed him behind only 1995 rookie Hugh Douglas (10) for sacks by a Jets rookie...Recorded the first and only interception of his career Week 12 at MIA...Registered his first NFL sack in the season opener at GB when he stripped Brett Favre.





ELLIS

## OFF-THE-FIELD

- Nicknamed "Big Katt."
- Wife, Cecile, two children, daughter, Keshona and son, Jordan.
- Has teamed up with Muscular Dystrophy Association "Muscle Team" the past seven seasons. Ellis has worked closely with the MDA during his tenure in NY and has hosted children afflicted with the illness at the Jets' training camps and regular-season games.

## CAREER TRANSACTIONS

- Selected by the Jets in the first round (12th overall) of the 2000 NFL Draft as the first of four first-round draft picks the Jets had in 2000. John Abraham (13th), Chad Pennington (18th) and Anthony Becht (27th) were also selected.

## BEFORE THE NFL

- Finished his collegiate career with 105 tackles, 12.5 sacks, three FF, a FR and an INT, which he returned 90 yards for a TD.
- Was selected All-SEC first-team as a senior at Tennessee, where he started every game at LE, recorded 42 tackles, a team-high 8.5 sacks (minus 82 yards) and 11 stops behind the line of scrimmage (minus 25 yards). Also, had a PD and two FR.
- Ranked among the nation's top 100 prospects by Scholastic Coach Magazine, adding All-State honors twice and All-Region accolades three times at Westside (SC) HS.
- Recorded 174 tackles and 35 sacks during his senior campaign, and helped lead his school to a 12-2 record and the state semifinals.
- Also earned All-State honors in basketball at Westside.

## 2006 GAME-BY-GAME STATISTICS

Date	Opp	GP	GS	TT	TACKLES				Yds	INTERCEPTIONS				TD	PD	FUMBLES			Yds
					Solo	Asts	Sk			No	Yds	Lg	FF			FR	Yds		
9/10	at TEN	1	1	1	0	1	0.0	0	0	0	0	0	0	2	0	0	0	0	
9/17	vs NE	1	1	4	2	2	0.0	0	0	0	0	0	0	0	0	0	0	0	
9/24	at BUF	1	1	2	1	1	0.0	0	0	0	0	0	0	0	0	0	0	0	
10/1	vs IND	1	1	5	5	0	2.0	25	0	0	0	0	0	0	0	0	0	0	
10/8	at JAX	1	1	1	1	0	0.0	0	0	0	0	0	0	0	0	0	0	0	
10/15	vs MIA	1	1	3	0	3	0.0	0	0	0	0	0	0	0	0	0	0	0	
10/22	vs DET	1	1	2	2	0	0.0	0	0	0	0	0	0	0	0	0	0	0	
10/29	at CLE	1	1	6	5	1	0.0	0	0	0	0	0	0	0	0	0	0	0	
11/12	at NE	1	1	5	3	2	1.0	8	0	0	0	0	0	0	1	0	0	0	
11/19	vs CHI	1	1	2	0	2	0.0	0	0	0	0	0	0	1	0	0	0	0	
11/26	vs HOU	1	1	5	3	2	1.5	4.5	0	0	0	0	0	0	0	0	0	0	
12/3	at GB	1	1	6	4	2	0.5	4	0	0	0	0	0	0	0	0	0	0	
12/10	vs BUF	1	1	3	2	1	0.0	0	0	0	0	0	0	0	0	0	0	0	
12/17	at MIN	1	1	1	1	0	0.0	0	0	0	0	0	0	0	0	0	0	0	
12/25	at MIA	1	1	5	3	2	0.0	0	0	0	0	0	0	0	0	0	0	0	
12/31	vs OAK	1	1	7	5	2	0.0	0	0	0	0	0	0	0	0	0	0	0	
Season Totals		16	16	58	37	21	5.0	41.5	0	0	0	0	0	3	1	0	0	0	

## CAREER POSTSEASON DEFENSIVE STATISTICS

Year	Team	GP	GS	TACKLES					INTERCEPTIONS				FUMBLES			
				TT	Solo	Asts	Sk	Yds	No	Yds	Lg	TD	PD	FF	FR	Yds
2001	NYJ	1	1	3	1	2	0.0	0	0	0	0	0	0	0	0	0
2002	NYJ	2	2	8	4	4	0.0	0	0	0	0	0	0	0	0	0
2004	NYJ	2	2	10	8	2	0.0	0	0	0	0	0	1	0	0	0
2006	NYJ	1	1	7	5	2	0.0	0	0	0	0	0	0	0	0	0
Career Totals		6	6	28	18	10	0.0	0	0	0	0	0	1	0	0	0



## SINGLE-GAME CAREER HIGHS

Tackles	12	Twice, last time at NE	9/21/03
Sacks	3	at STL	1/2/05
Interceptions	1	at MIA	11/19/00

## NEW YORK JETS ALL-TIME SACKS LEADERS

Rank	Sacks	Player	Years
1	107.5	Mark Gastineau	1979-88
2	77.5	Joe Klecko	1977-87
3	64.5	Gerry Philbin	1964-72
4t	52.5	John Abraham	2000-2005
4t	52.5	Mo Lewis	1991-2003
6	49	Verlon Biggs	1965-70
7	48.5	Shaun Ellis	2000-

## 2005 GAME-BY-GAME STATISTICS

TACKLES									INTERCEPTIONS			FUMBLES			
Date	Opp	GP	GS	TT	Solo	Asts	Sk	Yds	No	Yds	Lg	PD	FF	FR	Yds
9/11	at KC	1	1	2	2	0	0	0	0	0	0	0	0	0	0
9/18	vs MIA	1	1	2	2	0	1	2	0	0	0	0	1	0	0
9/25	vs JAX	1	1	5	5	0	0	0	0	0	0	0	0	0	0
10/2	at BAL	1	1	6	4	2	0	0	0	0	0	0	0	0	0
10/9	vs TB	1	1	4	2	2	0.5	5.5	0	0	0	0	0	0	0
10/16	at BUF	1	1	7	4	3	1	8	0	0	0	0	0	0	0
10/24	at ATL	1	1	5	4	1	0	0	0	0	0	0	0	0	0
11/6	vs SD	1	1	4	4	0	0	0	0	0	0	0	0	0	0
11/13	at CAR	1	1	6	5	1	0	0	0	0	0	0	0	0	0
11/20	at DEN	1	1	2	1	1	0	0	0	0	0	0	0	0	0
11/27	vs NO	1	1	3	2	1	0	0	0	0	0	0	0	0	0
12/4	at NE	1	1	2	0	2	0	0	0	0	0	0	0	0	0
12/11	vs OAK	1	1	0	0	0	0	0	0	0	0	0	0	0	0
12/18	at MIA														
12/26	vs NE														
1/1	vs BUF														
Season Totals		13	13	48	35	13	2.5	15.5	0	0	0	0	1	0	0

## 2004 GAME-BY-GAME STATISTICS

TACKLES									INTERCEPTIONS			FUMBLES			
Date	Opp	GP	GS	TT	Solo	Asts	Sk	Yds	No	Yds	Lg	PD	FF	FR	Yds
9/12	vs CIN	1	1	5	3	2	0	0	0	0	0	0	0	0	0
9/19	at SD	1	1	5	1	4	.5	3.5	0	0	0	1	0	0	0
10/3	at MIA	1	1	7	3	4	0	0	0	0	0	0	0	0	0
10/10	vs BUF	1	1	7	4	3	0	0	0	0	0	0	0	0	0
10/17	vs SF	1	1	5	4	1	1.5	7	0	0	0	0	1	0	0
10/24	at NE	1	1	5	4	1	1.5	6.5	0	0	0	0	0	0	0
11/1	vs MIA	1	1	5	3	2	0	0	0	0	0	0	0	0	0
11/7	at BUF	1	1	2	2	0	0	0	0	0	0	0	0	0	0
11/14	vs BAL	-	-	-	-	-	-	-	-	-	-	-	-	-	-
11/21	at CLE	1	1	0	0	0	0	0	0	0	0	0	0	0	0
11/28	at ARI	1	1	4	2	2	1	7	0	0	0	0	0	0	0
12/5	vs HOU	1	1	4	4	0	0	0	0	0	0	0	0	0	0
12/12	at PIT	1	1	6	6	0	1.5	9	0	0	0	0	0	0	0
12/19	vs SEA	1	1	4	4	0	2	2	0	0	0	0	1	0	1
12/26	vs NE	1	1	1	0	1	0	0	0	0	0	0	0	0	0
1/2	at STL	1	1	4	4	0	3	18	0	0	0	1	0	0	0
Season Totals		15	15	64	44	20	11.0	53	0	0	0	2	2	0	1

## 2003 GAME-BY-GAME STATISTICS

TACKLES									INTERCEPTIONS			FUMBLES			
Date	Opp	GP	GS	TT	Solo	Asts	Sk	Yds	No	Yds	Lg	PD	FF	FR	Yds
9/4	at WAS	1	1	10	7	3	2	5	0	0	0	0	0	0	0
9/14	vs MIA	1	1	12	7	5	1	1	0	0	0	0	1	0	0
9/21	at NE	1	1	12	8	4	1	3	0	0	0	0	0	0	0
9/28	vs DAL	1	1	6	5	1	1	6	0	0	0	0	0	0	0
10/12	vs BUF	1	1	4	3	1	2	13	0	0	0	0	0	0	0
10/19	at HOU	1	1	10	4	6	1	7	0	0	0	0	0	0	0
10/26	at PHI	1	1	4	4	0	1	1	0	0	0	0	0	0	0
11/2	vs NYG	1	1	4	2	2	.5	2.5	0	0	0	0	0	0	0
11/9	at OAK	1	1	9	4	5	0	0	0	0	0	0	0	0	0
11/16	at IND	1	1	6	4	2	1	8	0	0	0	0	0	0	0
11/23	vs JAX	1	1	3	1	2	1	0	0	0	0	0	0	0	0
12/1	vs TEN	1	1	3	1	2	0	0	0	0	0	0	0	0	0
12/7	at BUF	1	1	10	5	5	0	0	0	0	0	0	0	0	0
12/14	vs PIT	1	1	4	3	1	0	0	0	0	0	0	0	0	0
12/20	vs NE	1	1	5	2	3	0	0	0	0	0	0	0	0	0
12/28	at MIA	1	1	7	4	3	1	6	0	0	0	0	0	0	0
Season Totals		16	16	109	64	45	12.5	52.5	0	0	0	0	1	0	0



ELLIS

## 2002 GAME-BY-GAME STATISTICS

Date	Opp	GP	GS	TT	TACKLES				Yds	INTERCEPTIONS			PD	FUMBLES		
					Solo	Asts	Sk			No	Yds	Lg		FF	FR	Yds
9/8	at BUF	1	1	3	3	0	.5		5	0	0	0	0	0	0	0
9/15	vs NE	1	1	2	2	0	0		0	0	0	0	0	0	0	0
9/22	at MIA	1	1	4	3	1	0		0	0	0	0	0	0	0	0
9/29	at JAX	1	1	5	3	2	0		0	0	0	0	0	0	0	0
10/6	vs KC	1	1	4	2	2	0		0	0	0	0	0	0	0	0
10/20	vs MIN	1	1	2	1	1	0		0	0	0	0	1	0	0	0
10/27	vs CLE	1	1	1	0	1	0		0	0	0	0	2	0	0	0
11/3	at SD	1	1	2	2	0	0		0	0	0	0	1	1	0	0
11/10	vs MIA	1	1	3	3	0	0		0	0	0	0	0	0	0	0
11/17	at DET	1	1	2	2	0	0		0	0	0	0	0	0	0	0
11/24	vs BUF	1	1	3	2	1	0		0	0	0	0	0	0	0	0
12/2	at OAK	1	1	6	5	1	1		7	0	0	0	1	0	0	0
12/8	vs DEN	1	1	3	1	2	0		0	0	0	0	0	0	0	0
12/15	at CHI	1	1	1	1	0	1		3	0	0	0	1	0	0	0
12/22	at NE	1	1	4	3	1	.5		3	0	0	0	0	0	0	0
12/29	vs GB	1	1	4	3	1	1		7	0	0	0	0	0	0	0
Season Totals		16	16	49	36	13	4		25	0	0	0	6	1	0	0

## 2001 GAME-BY-GAME STATISTICS

Date	Opp	GP	GS	TT	TACKLES				Yds	INTERCEPTIONS			PD	FUMBLES		
					Solo	Asts	Sk			No	Yds	Lg		FF	FR	Yds
9/9	vs IND	1	1	2	0	2	0		0	0	0	0	0	0	0	0
9/23	at NE	1	1	4	3	1	0		0	0	0	0	0	1	0	0
10/1	vs SF	1	1	1	1	0	0		0	0	0	0	0	0	0	0
10/7	at BUF	1	1	1	0	1	0		0	0	0	0	0	0	0	0
10/14	vs MIA	1	1	6	6	0	1.5		5.5	0	0	0	0	1	0	0
10/21	vs STL	1	1	2	2	0	0		0	0	0	0	0	0	0	0
10/28	vs CAR	1	1	7	4	3	0		0	0	0	0	0	0	0	0
11/4	at NO	1	1	5	3	2	1		3	0	0	0	0	0	0	0
11/11	vs KC	1	1	6	2	4	.5		5.5	0	0	0	0	0	0	0
11/18	at MIA	1	1	3	1	2	0		0	0	0	0	0	0	0	0
12/2	vs NE	1	1	3	1	2	1		7	0	0	0	1	0	0	0
12/9	at PIT	1	1	8	5	3	1		3	0	0	0	0	0	0	0
12/16	vs CIN	1	1	1	1	0	0		0	0	0	0	0	0	0	0
12/23	at IND	1	1	3	3	0	0		0	0	0	0	0	0	0	0
12/30	vs BUF	1	1	2	2	0	0		0	0	0	0	0	0	0	0
1/6	at OAK	1	1	5	2	3	0		0	0	0	0	0	0	0	0
Season Totals		16	16	59	37	22	5		24	0	0	0	1	2	0	0

## 2000 GAME-BY-GAME STATISTICS

Date	Opp	GP	GS	TT	TACKLES				Yds	INTERCEPTIONS			PD	FUMBLES		
					Solo	Asts	Sk			No	Yds	Lg		FF	FR	Yds
9/3	at GB	1	0	3	3	0	1		3	0	0	0	0	1	1	1
9/11	vs NE	1	0	4	2	2	2		14	0	0	0	0	0	0	0
9/17	vs BUF	1	0	1	0	1	0		0	0	0	0	0	0	0	0
9/24	at TB	1	0	0	0	0	0		0	0	0	0	0	0	0	0
10/8	vs PIT	1	0	7	6	1	0		0	0	0	0	0	0	0	0
10/15	at NE	1	0	2	1	1	1		3	0	0	0	0	0	0	0
10/23	vs MIA	1	0	2	1	1	1		2	0	0	0	1	0	0	0
10/29	at BUF	1	0	3	2	1	0		0	0	0	0	0	0	0	0
11/5	vs DEN	1	0	4	3	1	0		0	0	0	0	0	0	0	0
11/12	at IND	1	0	0	0	0	0		0	0	0	0	0	0	0	0
11/19	at MIA	1	0	2	2	0	1		6	1	1	1	2	0	1	1
11/26	vs CHI	1	0	3	1	2	0		0	0	0	0	0	0	0	0
12/3	vs IND	1	0	1	11	0	0		0	0	0	0	0	0	0	0
12/10	at OAK	1	0	5	3	2	.5		1	0	0	0	0	0	0	0
12/17	vs DET	1	1	9	7	2	2		10	0	0	0	0	0	0	0
12/24	at BAL	1	1	7	6	1	0		0	0	0	0	0	0	0	0
Season Totals		16	2	53	38	15	8.5		39	1	1	1	3	1	2	2



<b>HEIGHT</b>	6-6
<b>WEIGHT</b>	312
<b>AGE</b>	23 (as of 9/9/07)
<b>HOMETOWN</b>	Freeport, NY
<b>HIGH SCHOOL</b>	Freeport
<b>COLLEGE</b>	Virginia
<b>EXPERIENCE</b>	Second NFL season, second with the Jets
<b>ACQUIRED</b>	Chosen by the Jets in the first round (4th overall) of the 2006 NFL Draft

## 60 D'BRICKASHAW FERGUSON TACKLE

### CAREER HIGHLIGHTS

- Started all 16 games in his rookie season with the Jets at left tackle.
- Selected to the NFL's All-Rookie Team as voted by *Pro Football Weekly* and the *Pro Football Writers Association*.
- He and teammate Nick Mangold (29th) were the first pair of offensive linemen selected by the same team in the first round since the Los Angeles Rams in 1975 (Dennis Harrah and Doug France).
- Combined with Mangold, Leon Washington, Brad Smith and Drew Coleman for 47 starts by the rookie class.

### GAMES PLAYED/GAMES STARTED

**Career** (16/16) [1/1]; **2006** (16/16) [1/1]

### SEASON BY SEASON REVIEW

**2006 (JETS)** Started in the Wild Card Playoff Game loss at NE and helped Chad Pennington throw for 300 yards and a TD...Helped Pennington throw for a career-high 339 yards in the Week 15 win at MIN...Helped the Jets amass 178 yards rushing, including RB Cedric Houston's first career 100-yard performance in the Week 13 win at GB...In Week 7, helped pave the way for a season-high 221 yards rushing, as six Jets rushed for positive yards, including the second career 100-yard performance for RB Leon Washington...Started at tackle in his first career game and helped QB Chad Pennington throw for 319 yards and two TD in the Week 1 victory at TEN.

### OFF-THE-FIELD

- Graduated with a degree in Religious Studies from UVA.
- Joined forces with Jets president Jay Cross and New Jersey governor Jon Corzine to announce the *Eat Right, Move More* campaign, which encourages students to eat nutritious food that is offered in their school cafeterias.
- Accompanied other NFL players on a trip to meet U.S. soldiers in Alaska during the offseason.
- Was a Jets' spokesman for the *Taste of the NFL* in partnership with ShopRite on 5/3/07, to help raise money to fight hunger in the Metropolitan Area.

### D'BRICK ON D'BRICK

"I don't know if I could put a grade on the year, but I did learn a lot," D'Brickashaw said. "I had the opportunity to play against a lot of the top defenders in the league. It built more confidence in myself, and I know the things I need to improve upon. I've gained experience and that's so valuable; I just hope I can use this for the betterment of the team [this] year."

### BEFORE THE NFL

- Earned All-America first-team selection by The NFL Draft Report and Associated Press, adding second-team honors from the Walter Camp Football Foundation and *Sports Illustrated*.
- Was an Outland Trophy candidate as a senior at the University of Virginia; a preseason first-team All-America selection; and an All-ACC first team selection – Virginia's first All-Conference tackle since 1998.
- Started every game of his career (49), the longest streak ever by a Virginia offensive lineman.
- Was integral part of UVA O2 squad that led the ACC in rushing offense (242.8), total offense (423.4), first downs (264) and fewest sacks allowed (16).
- Became school's first true freshman to start on the offensive line in the season opener and went on to set a school record with 14 starts.
- Was a standout two-way lineman for Head Coach Russ Cellan at Freeport High School as a three-year starter, who earned *SuperPrep* and *PrepStar* All-America honors. Rated by *SuperPrep* as the top offensive lineman in New York and the state's second-ranked player.
- Received the Thorpe Award as Nassau County's top player – the first lineman to win the award since 1979; and a *Newsday* All-State honoree after recording 55 tackles, six sacks and eight QB hurries as a DE his senior year.

### CAREER TRANSACTIONS

- Selected by the Jets in the first round (4th overall) of the 2006 NFL Draft.



**HEIGHT** 6-5  
**WEIGHT** 235  
**AGE** 33 (as of 9/9/07)  
**HOMETOWN** Geelong/Victoria, Australia  
**HIGH SCHOOL** Newcomb Secondary  
**COLLEGE** Deakin (Australia)  
**EXPERIENCE** Third NFL season, third with the Jets  
**ACQUIRED** Signed as a free agent on 1/12/05 (Geelong Football Club)

## 7 BEN GRAHAM

### PUNTER

#### CAREER HIGHLIGHTS

- Became the first rookie to punt for the Jets for an entire season since Greg Gantt punted in all 14 games in 1974.
- Owns the second-best (37.9) and third-best (37.8) single season net punting averages in Jets' franchise history.
- Ranks sixth on the Jets all-time list for punting avg (43.9).
- Played 219 games for the Geelong Football Club in Australia from 1993-2004, where he was renowned for his kicking ability.

#### UNLIKELY HOCKEY FAMILY

The Graham family decided they would try new things when they landed in New York from Australia, which included ice hockey.

A night at a neighbor's house led to the following request from Ben's daughter Sophie: "Dad, you have to take me to an Islanders game."

"We went and had a great night," Ben said. "Sophie is a passionate fan, jumping on the seat and getting really involved."

Can Ben skate? "I have been only ice skating twice - it's too hard," he said. "My daughter thought I looked like Big Bird on skates - that's how bad I was."

#### CAREER PUNTING STATISTICS

Year	Team	GP	No	Yds	Avg	Ret	Yds	Net	TB	In 20	Lg	B/lk
2005	NYJ	16	74	3,233	43.7	36	305	37.9	6	18	59	0
2006	NYJ	16	72	3,182	44.2	21	196	37.8	11	26	69	1
<b>Career Totals</b>		<b>32</b>	<b>146</b>	<b>6,415</b>	<b>43.9</b>	<b>57</b>	<b>501</b>	<b>37.9</b>	<b>17</b>	<b>44</b>	<b>69</b>	<b>1</b>

**Additional Statistics:** Special Teams Tackles: 1 in 2006.

#### SEASON BY SEASON REVIEW

**2006 (JETS)** Pinned two of his three kicks inside the 20, punting for 103 yards in the Wild Card Playoff Game loss at NE...Punted a season-high eight times for 332 yards, pinning three punts inside the 20, in the Week 16 win at MIA...Punted once for 51 yards in the Week 13 win at GB, the first time in his career he has punted only one time...Week 8 at Cleveland, punted three times for a 51.3 gross and 51.0 net average, with all three inside the 20, including a career-long 69 yarder...Blasted a 67-yarder Week 5 at JAX...Placed four kicks inside the 20 Week 3 at BUF.

**2005 (JETS)** Punted four times for 174 yards (43.5 average, 38.5 net), one for a season-long 59 yards, in the Week 16 loss vs. NE...In the Week 15 loss at MIA, he punted five times for 216 yards for a 43.2 average...Credited with his first rush in the NFL (for no gain) when he could not handle an errant snap which led to an aborted FG attempt...Had a career-high nine punts for 380 yards (42.2 average) with two landing inside the 20-yard line in the Week 4 loss at BAL...Had seven punts for a 40.4 net average with a long of 54 yards and his first career assisted tackle in the Week 2 divisional win vs. MIA...Punted three times for a 44.3-yard net average in his NFL debut in Week 1 at KC.

#### OFF-THE-FIELD

- Ben and his wife, Katie, have two daughters: Sophie and Rosie.
- Attended the Ray Pelfrey Kicking School in Reno, NV, for two weeks to learn the American punting style and refine his technique.
- Attended Deakin University for his studies, concentrating in marketing and management.
- Business interests in Australia include aged-care facilities and seaside restaurants.
- Was an Australia Day Ambassador in 2002-03 and is currently an Ambassador for the Great Ocean Road (a top-ranked tourist attraction, a road that hugs the coast of Victoria).
- Joined teammates Chad Pennington and Laveranues Coles, and Head Coach Eric Mangini in taping a segment for Sesame Street's "Elmo's World" on 12/12/06. Graham's two daughters were also in the segment.
- Helped raise money for terminally ill children at the Marty Lyons Foundation Holiday Party on 12/18/06.





#### CAREER TRANSACTIONS

- Signed with the Jets as a FA on 1/12/05.
- Selected 40th overall by the Geelong Football Club (GFC) Cats in the 1992 Australian Football League draft.

#### BEFORE THE NFL

- Played in 219 games throughout his 12-year career with Geelong. In the AFL, roughly one percent of the players reach the 200-game milestone.
- Career statistics include 1,890 kicks, 803 handballs, 985 marks, 2,693 possessions, 145 goals and 321 tackles.
- Obtained the GFC Reserves Best First-Year Player in 1992, which goes to the top player on his respective team.
- In 1997 was named to the State of Origin squad (All-Star representative team from Victoria that plays against other representative teams).
- In 1999 Graham played for Australia against Ireland in the International Rules Series (a hybrid game between AFL and Gaelic Football) played in Adelaide, Australia.
- Named GFC Best and Fairest (Club MVP) as well as GFC Best Clubman in 1999
- Was the leading goal kicker and had the most Brownlow Medal votes in 2001.
- Captained Geelong from 2000-02.
- Retired from the Australian Football League at the conclusion of the 2004 season.
- In July 1997, then-Jets assistant coach Eric Mangini, first scouted Graham and offered him a tryout. Graham declined the offer and continued to play in the AFL for the next seven seasons. During this time, while concentrating on his AFL career, he became an interested spectator of the NFL and taught himself to punt during the off-seasons. In Graham's first season (1992), Darren Bennett played for Melbourne and Graham kept a close eye on Bennett's transition to the NFL.
- Early in his career, Graham earned the reputation of having the longest kick in the AFL, with kicks measured as far as 87 meters (or roughly 95 yards).

#### 2006 GAME-BY-GAME STATISTICS

Date	Opp	No	Yds	Avg	Net Avg	TB	In 20	Lg	Blk
9/10	at TEN	4	199	49.8	44.0	0	0	58	0
9/17	vs NE	5	159	31.8	30.6	0	4	59	0
9/24	at BUF	7	338	48.3	44.3	1	4	59	0
10/1	vs IND	3	147	49.0	40.7	0	0	59	0
10/8	at JAX	5	245	49.0	32.0	2	1	67	1
10/15	vs MIA	7	305	43.6	36.3	1	1	53	0
10/22	vs DET	2	68	34.0	34.0	0	2	34	0
10/29	at CLE	3	154	51.3	51.0	0	3	69	0
11/12	at NE	4	155	38.8	31.8	1	2	47	0
11/19	vs CHI	7	310	44.3	34.7	3	1	67	0
11/26	vs HOU	4	197	49.3	37.8	2	1	61	0
12/3	at GB	1	51	51.0	42.0	0	0	51	0
12/10	vs BUF	5	211	42.2	34.8	1	1	55	0
12/17	at MIN	3	136	45.3	45.0	0	1	55	0
12/25	at MIA	8	332	41.5	37.6	0	3	56	0
12/31	vs OAK	4	175	43.8	39.0	0	2	57	0
<b>Season Totals</b>		<b>72</b>	<b>3,182</b>	<b>44.2</b>	<b>37.0</b>	<b>11</b>	<b>26</b>	<b>69</b>	<b>1</b>

#### CAREER POSTSEASON PUNTING STATISTICS

Year	Team	GP	No	Yds	Avg	Ret	Yds	Net	TB	In 20	Lg	Blk
2006	NYJ	1	3	103	34.3	0	0	27.7	1	2	44	0
<b>Career Totals</b>		<b>1</b>	<b>3</b>	<b>103</b>	<b>34.3</b>	<b>0</b>	<b>0</b>	<b>27.7</b>	<b>1</b>	<b>2</b>	<b>44</b>	<b>0</b>

#### SINGLE-GAME CAREER HIGHS

Punts	9	at BAL	10/2/05
Longest Punt	69	at CLE	10/29/06
Gross Avg	51.3	Twice, last at CLE	10/29/06
Net Avg	50.0	at DEN	10/29/06
Most punts inside the 20	4	Twice, last at BUF	9/24/06



**HEIGHT** 6-5  
**WEIGHT** 285  
**AGE** 36 (as of 9/9/07)  
**HOMETOWN** Columbia, MS  
**HIGH SCHOOL** East Marion  
**COLLEGE** Southern Mississippi  
**EXPERIENCE** 13th NFL season, sixth with the Jets  
**ACQUIRED** Via trade from OAK on 9/1/06

## 98 **BOBBY HAMILTON** DEFENSIVE END

### CAREER HIGHLIGHTS

- Has played in 164 games (102 starts) and has recorded 457 tackles (251 solo), 19 sacks, 2 FF and 6 FR.
- Appeared in nine postseason games, starting six, with 26 tackles, 10 solo, and one sack to his credit while winning two Super Bowl rings (NE 2001, 2003).
- In 2000 season, Hamilton led all NFL defensive linemen with 79 tackles.
- Played for Amsterdam in NFL Europa before 1996 season.
- Played for Shreveport in the CFL in 1995.

### HIGH ENERGY HAMILTON

You'll often see Bobby leaping around on the sidelines before kickoff.

"It's just Bobby being Bobby," says head coach Eric Mangini. "The contagious energy that we talk about sometimes, Bobby has that. You see it, whether it's in the practice or the meetings or the lunch room."

Hamilton's distinct persona is quite visible in the locker room and at practice. "Bobby is a pro," Mangini added. "He has Super Bowl experience. He has played in the system. He is extremely strong naturally. He is very committed to his technique. He works with the other players on technique and he has a great personality."

### CAREER STATISTICS

Year	Team	GP	GS	TT	TACKLES			Yds	INTERCEPTIONS		FUMBLES		
					Solo	Asts	Sk		No	Yds	PD	FF	FR
1996	NYJ	15	11	24	0	24	4.5	27	0	0	2	1	1
1997	NYJ	16	0	24	15	9	1	2	0	0	3	0	0
1998	NYJ	16	1	27	17	10	0	0	0	0	0	0	0
1999	NYJ	7	0	7	5	2	0	0	0	0	0	0	0
2000	NE	16	16	79	41	38	1.5	4.5	0	0	5	0	1
2001	NE	16	15	52	31	21	7	41.5	0	0	5	0	1
2002	NE	16	15	55	22	33	2	7	1	0	2	0	0
2003	NE	16	16	46	24	22	0	0	0	0	3	0	0
2004	OAK	16	15	57	27	30	1	5	0	0	3	0	0
2005	OAK	14	13	56	50	6	2	9	0	0	4	1	2
2006	NYJ	16	0	30	19	11	0	0	0	0	1	0	1
<b>Career Totals</b>		<b>164</b>	<b>102</b>	<b>457</b>	<b>251</b>	<b>206</b>	<b>19</b>	<b>96</b>	<b>1</b>	<b>0</b>	<b>28</b>	<b>2</b>	<b>6</b>

### SEASON BY SEASON REVIEW

**2006 (NYJ)** Recorded three tackles (1 solo) in AFC Wild Card loss at NE...Recovered an Eric Barton - induced fumble in Week 17 vs. OAK.

**2005 (OAK)** Registered six tackles, four of them solo, in Week 14 at NYJ...Recorded five solo tackles and a strip sack of Drew Brees that forced a fumble for a loss of five yards, Week 13 at SD.

**2004 (OAK)** Had four tackles and recorded his first sack of the season in Week 16 at KC...Made four tackles and shared a sack vs. BUF in Week 2.

**2003 (NE)** Posted four tackles (3 solo) in Super Bowl XXXVIII win vs. CAR, capping off a season in which he started all 16 games and all three postseason games...Recorded five tackles

(3 solo) in Week 7 at MIA...Recorded five tackles (3 solo) in Week 1 at BUF.

**2002 (NE)** Posted his first career INT in Week 13 at DET, picking off a Joey Harrington pass in the second quarter...Made three stops and had one sack in Week 2 at NYJ.

**2001 (NE)** Recorded four tackles and one sack for a five yard loss in Super Bowl XXXVI win vs. STL...Recorded four tackles, two sacks and one FR in Week 4 at IND.

**2000 (NE)** Recorded seven tackles and one sack in Week 15 at CHI...Tallied a season-high 10 tackles in Week 7 at Jets.

**1999 (NYJ)** Had three tackles in Week 2 at BUF.

**1998 (NYJ)** Recorded three tackles (1 solo) in AFC Championship at DEN...Notched six tackles in Week 6 vs. STL.

**1997 (NYJ)** Recorded a season-high four tackles in Week 15 vs. IND.

**1996 (NYJ)** Posted four tackles and one sack vs. MIA in Week

17...Recorded four tackles and a sack in Week 15 at NE...Tallied a career-high 11 tackles and one PD in Week 14 vs. HOU...Notched eight tackles, two sacks and a FF in Week 7 at JAX.

**1994-95 (SEA)** Spent 1994 on IR before being released prior to 1995 season.

#### OFF-THE-FIELD

- Married with one daughter, Autumn.
- Is a partner in the upscale restaurant "Michael's Kitchen" in Hollywood, FL.
- Attended the Taste of the NFL in partnership with ShopRite on 5/3/07 to help raise money to fight hunger in the Metropolitan Area.

#### CAREER TRANSACTIONS

- Acquired by the Jets via trade from OAK for an undisclosed draft pick on 9/1/06.
- Signed with OAK as a FA on 5/19/04.
- Signed with NE as a FA on 7/16/00.
- Signed to the Jets active roster on 9/5/96.
- Released by the Jets and signed to the practice squad on 8/27/96.
- Signed with the Jets as a FA on 2/13/97.
- Released by SEA on 8/15/95.
- Signed by SEA as a rookie FA on 4/29/94.

#### BEFORE THE NFL

- A four-year letterman and two-year starter at Southern Mississippi.
- Finished with 173 tackles, 9 sacks and 18 TFL.
- His 19 career sacks held the record at Southern Miss. when he left. Current record held by Adalius Thomas (34.5).
- Recorded a career-high 66 tackles as a senior, while recording eight sacks.
- Was a two-way lineman at East Marion HS.
- Lettered in football, basketball, baseball and track.
- In 1989, played in a Mississippi/Alabama all-star game with Terrell Buckley.

#### CAREER POSTSEASON DEFENSIVE STATISTICS

Year	Team	GP	GS	TT	TACKLES				Yds	INTERCEPTIONS		FUMBLES		
					Solo	Asts	Sk			No	Yds	PD	FF	FR
1998	NYJ	2	0	3	1	2	0	0		0	0	0	0	0
2001	NE	3	3	10	3	7	1	5	0	0	0	1	0	0
2003	NE	3	3	10	5	5	0	0	0	0	0	0	0	0
2006	NYJ	1	0	3	1	2	0	0	0	0	0	0	0	0
<b>Career Totals</b>		<b>9</b>	<b>6</b>	<b>26</b>	<b>10</b>	<b>16</b>	<b>1</b>	<b>5</b>		<b>0</b>	<b>0</b>	<b>1</b>	<b>0</b>	<b>0</b>

#### 2006 GAME-BY-GAME STATISTICS

Date	Opp	GP	GS	TT	TACKLES				Yds	INTERCEPTIONS		FUMBLES	
					Solo	Asts	Sk			No	Yds	FF	FR
9/10	vs TEN	1	0	1	1	0	0	0	0	0	0	0	0
9/17	vs NE	1	0	4	3	1	0	0	0	0	0	0	0
9/24	at BUF	1	0	3	3	0	0	0	0	0	0	0	0
10/1	vs IND	1	0	3	1	2	0	0	0	0	0	0	0
10/8	at JAX	1	0	4	4	0	0	0	0	0	0	0	0
10/15	vs MIA	1	0	1	0	1	0	0	0	0	0	0	0
10/22	vs DET	1	0	0	0	0	0	0	0	0	0	0	0
10/29	at CLE	1	0	3	2	1	0	0	0	0	0	0	0
11/12	at NE	1	0	2	1	1	0	0	0	0	0	0	0
11/19	vs CHI	1	0	3	2	1	0	0	0	0	0	0	0
11/26	vs HOU	1	0	2	1	1	0	0	0	0	0	0	0
12/3	at GB	1	0	1	0	1	0	0	0	0	0	0	0
12/10	vs BUF	1	0	2	0	2	0	0	0	0	0	0	0
12/17	at MIN	1	0	0	0	0	0	0	0	0	0	0	0
12/25	at MIA	1	0	0	0	0	0	0	0	0	0	0	0
12/31	vs OAK	1	0	1	1	0	0	0	0	0	0	0	1
<b>Season Totals</b>		<b>16</b>	<b>0</b>	<b>30</b>	<b>19</b>	<b>11</b>	<b>0</b>	<b>0</b>		<b>0</b>	<b>0</b>	<b>0</b>	<b>1</b>



**HEIGHT** 6-4  
**WEIGHT** 283  
**AGE** 26 (as of 9/9/07)  
**HOMETOWN** Columbus, NJ  
**HIGH SCHOOL** Balboa (Panama) and Northern Burlington Regional  
**COLLEGE** Penn State  
**EXPERIENCE** Fourth NFL season, first with the Jets  
**ACQUIRED** Signed as a free agent on 3/22/07 (NO)

## 94 MICHAEL HAYNES

### DEFENSIVE END

#### CAREER HIGHLIGHTS

- Played in 43 career games with 89 tackles, 5.5 sacks and one INT, returned for a TD.
- Ranked fourth on CHI as a rookie with two sacks.

#### CAREER DEFENSIVE STATISTICS

Year	Opp	GP	GS	TT	TACKLES			Sk	Yds	INTERCEPTIONS			FUMBLES		
					Solo	Asts				No	Yds	TD	PD	FF	FR
2003	CHI	16	0	31	20	11	2.0	8	0	0	0		1	1	0
2004	CHI	16	4	41	29	12	2.0	7	1	45	1		0	1	0
2005	CHI	11	0	17	6	11	1.5	5	0	0	0		0	0	0
<b>Career Totals</b>		<b>43</b>	<b>4</b>	<b>89</b>	<b>55</b>	<b>34</b>	<b>5.5</b>	<b>20</b>	<b>1</b>	<b>45</b>	<b>1</b>		<b>1</b>	<b>2</b>	<b>0</b>

#### SEASON BY SEASON REVIEW

**2005 (CHI)** Recorded three tackles, including one sack vs. BAL Week 7...Registered season-high four tackles vs. DET Week 2.

**2004 (CHI)** Snagged only career INT at TEN off of Billy Volek in the 2nd quarter and returned it 45 yards for a TD Week 10...Recorded three tackles, two tackles for loss and a FF at MIN Week 3...Registered first sack of the year vs. DET Week 1.

**2003 (CHI)** Posted season-high six tackles and 1 TFL vs. WAS in Week 16...Recorded first career sack at SEA in Week 7.

#### OFF-THE-FIELD

- Majored in Agricultural Sciences.
- Is an animal lover, who owns two dogs, five turtles, two tortoises and one iguana.
- Daughter, Alyson.
- Visited Channel View School for Research in Queens, NY on 4/25/07 as part of the *Eat Right, Move More* program.
- Father, Michael, was in the Air Force, while his mother, Catherine, was in the Army.
- Haynes family has moved many times, having lived in Pennsylvania, Hawai'i, Washington, New Jersey and Panama, after he was born in Brooklyn, NY.
- While on summer break from college, served internships with the Center for Wildlife Care (Lemont, PA) and Reptiland (Allenwood, PA).

#### BEFORE THE NFL

- Named the 2002 Big Ten Defensive Player of the Year at Penn State.
- Led the Big Ten with 15 sacks in 2002.
- Named defensive MVP of the Senior Bowl.
- Played on both sides of the ball as a senior at Northern Burlington (NJ) Regional High, recording over 100 tackles on defense, while averaging over 9.0 yards per carry and catching 17 passes for 366 yards at FB.
- Played three years at Balboa (Panama) HS, while both parents finished their military careers.
- Was on the volleyball team for two seasons and the soccer goalkeeper for one.

#### CAREER TRANSACTIONS

- Signed with the Jets as an UFA on 3/22/07.
- Released by NO on 9/14/06.
- Signed with NO.
- Released by CHI on 9/3/06.
- Selected by CHI in the first round (14th overall) of the 2003 NFL Draft.



**HEIGHT** 6-6  
**WEIGHT** 280  
**AGE** 31 (as of 9/9/07)  
**HOMETOWN** Overland Park, KS  
**HIGH SCHOOL** Mercyhurst HS (PA)  
**COLLEGE** Maryland  
**EXPERIENCE** 10th NFL season, first with the Jets  
**ACQUIRED** Signed as an UFA on 3/22/07 (KC)

## 77 ERIC HICKS

### DEFENSIVE END

#### CAREER HIGHLIGHTS

- Has played in 128 games, making 104 starts, with 572 tackles (280 solo), 44.5 sacks, 15 PD, nine FF and five FR
- Has played in two postseason games recording four tackles (3 solo).
- Named to Phil Simms' All-Iron team in 2002.
- Selected to *USA Today's* All-Joe Team and was a second-team All-Pro pick of *Football Digest* in 2000.

#### CAREER DEFENSIVE STATISTICS

Year	Team	GP	GS	TT	TACKLES				Yds	INTERCEPTIONS		FUMBLES		
					Solo	Asts	Sk			No	Yds	PD	FF	FR
1998	KC	3	0	0	0	0	0.0	0	0	0	0	0	1	0
1999	KC	16	16	70	29	41	4.0	25	0	0	0	2	1	2
2000	KC	13	11	61	35	26	14.0	73	0	0	0	2	0	1
2001	KC	16	16	93	45	48	3.5	28	0	0	0	1	3	1
2002	KC	16	15	91	42	49	9.0	70	0	0	0	3	2	1
2003	KC	16	16	118	52	66	5.0	34	0	0	0	3	0	0
2004	KC	16	16	63	29	34	5.0	29	0	0	0	2	0	0
2005	KC	16	14	69	46	23	4.0	35	0	0	0	2	2	0
2006	KC	16	0	7	2	5	0.0	0	0	0	0	0	0	0
<b>Career Totals</b>		<b>128</b>	<b>104</b>	<b>572</b>	<b>280</b>	<b>292</b>	<b>44.5</b>	<b>294</b>	<b>0</b>	<b>0</b>	<b>0</b>	<b>15</b>	<b>9</b>	<b>5</b>

**Additional Statistics:** Special Teams Tackles: 2 in 1998, 1 FF in 1998; blocked a FG in 2005.

#### SEASON BY SEASON REVIEW

**2006 (KC)** Recorded two tackles in Week 8 vs. SF...Notched three tackles in Week 10 at PIT.

**2005 (KC)** Tallied six tackles, one sack and one FF in Week 15 at NYG...Recorded seven tackles and one sack in Week 13 vs. DEN...Notched four tackles, one sack and a career-high eight QB pressures in Week 6 at MIA...Amassed five tackles and blocked a 40-yard FG in Week 4 vs. PHI...Posted seven tackles and seven QB pressures in Week 1 vs. NYJ.

**2004 (KC)** Collected five tackles and one sack in Week 15 vs. DEN...Registered a season-high 10 tackles in Week 14 at TEN.

**2003 (KC)** Recorded 10 tackles and one sack in Week 8 vs. BUF...Notched a career-high 11 tackles in Week 4 at BAL...Collected 10 tackles and one sack in Week 2 vs. PIT.

**2002 (KC)** Recorded one sack and one FR in Week 15 at DEN...Collected seven tackles and forced a fumble on Jamie Martin that was recovered and returned by DE Duane Clemons

for a 42-yard TD in Week 14 vs. STL...Posted two sacks in Week 3 at NE.

**2001 (KC)** Recorded seven tackles and one FF in Week 14 vs. DEN...Notched seven tackles and one sack in Week 12 vs. SEA...Tallied 1.5 sacks in Week 5 vs. PIT.

**2000 (KC)** Selected to *USA Today's* All-Joe Team and was a second-team All-Pro pick of *Football Digest*...Had two sacks for the second consecutive game in Week 16 vs. DEN...Tallied a career-high three sacks against Jon Kitna on Monday Night Football in Week 5 vs. SEA.

**1999 (KC)** Returned a fumble 44 yards for his first career TD after Derrick Thomas stripped Jeff George in Week 14 vs. MIN...Posted a season-high 10 tackles and his first career FR in Week 10 at TB...Made first career start in Week 1 at CHI.

**1998 (KC)** Forced a fumble and recorded two special teams' tackles in Week 12 at SD.



## OFF-THE-FIELD

- Wife: Erica, daughter, Shayla, and son, Rocco.
- Eric and Erica formed "The Hicks for Hearts Foundation" in 2001 to support children and the families of children with congenital heart defects.
- Their daughter, Shayla, at the age of 3 months in 1999, fought for her life in the intensive care unit of a Kansas City hospital while undergoing two surgeries to repair heart defects. After spending several months at Children's Mercy Hospital in '99, she has been healthy and her prognosis is good. Shayla was featured on a CBS special that announced the Phil Simms All-Iron Team in 2002, a squad that included her father.
- Was a spokesperson for the Midwest Transplant Network and the March of Dimes.
- Hosted an annual golf tournament to raise money for his foundation.
- Serves as a spokesperson for the American Heart Association and is an honorary chairman for their annual "Walk-A-Thon."
- Majored in Criminology and Criminal Justice at Maryland.

## BEFORE THE NFL

- Played in 41 games at Maryland, posting 147 tackles, 9.5 sacks, 26 TFL, 3 FF, 2 FR and 3 PD.
- Recorded a team-high 68 tackles and 6 sacks as a senior at Mercyhurst High School (PA).

## CAREER TRANSACTIONS

- Signed by the Jets as an UFA on 5/22/07.
- Signed by KC as a rookie FA on 4/25/98.

## CAREER POSTSEASON STATISTICS

				TACKLES					INTERCEPTIONS		FUMBLES		
Year	Team	GP	GS	TT	Solo	Asts	Sk	Yds	No	Yds	PD	FF	FR
2003	KC	1	1	4	3	1	0	0	0	0	0	0	0
2006	KC	1	0	0	0	0	0	0	0	0	0	0	0
Career Totals		2	1	4	3	1	0	0	0	0	0	0	0

## 2006 GAME-BY-GAME STATISTICS (KC)

2010-2011 Season Cumulative Totals													
Date	Opp	GP	GS	TT	Solo	TACKLES			Yds	INTERCEPTIONS		FUMBLES	
						Ast	Sack			No	Yds	FF	FR
9/10	vs CIN	1	0	0	0	0	0	0	0	0	0	0	0
9/17	at DEN	1	0	0	0	0	0	0	0	0	0	0	0
10/1	vs SF	1	0	1	0	1	0	0	0	0	0	0	0
10/8	at ARI	1	0	0	0	0	0	0	0	0	0	0	0
10/15	at PIT	1	0	2	0	2	0	0	0	0	0	0	0
10/22	vs SD	1	0	0	0	0	0	0	0	0	0	0	0
10/29	vs SEA	1	0	0	0	0	0	0	0	0	0	0	0
11/5	at STL	1	0	1	1	0	0	0	0	0	0	0	0
11/12	at MIA	1	0	2	0	2	0	0	0	0	0	0	0
11/19	vs OAK	1	0	0	0	0	0	0	0	0	0	0	0
11/23	vs DEN	1	0	0	0	0	0	0	0	0	0	0	0
12/3	at CLE	1	0	0	0	0	0	0	0	0	0	0	0
12/10	vs BAL	1	0	0	0	0	0	0	0	0	0	0	0
12/17	at SD	1	0	1	1	0	0	0	0	0	0	0	0
12/23	at OAK	1	0	0	0	0	0	0	0	0	0	0	0
12/31	vs JAX	1	0	0	0	0	0	0	0	0	0	0	0
Season Totals		16	0	7	2	5	0	0	0	0	0	0	0



**HEIGHT** 6-0  
**WEIGHT** 252  
**AGE** 27 (as of 9/9/07)  
**HOMETOWN** Mt. Laurel, NJ  
**HIGH SCHOOL** St. Joseph's (PA) Prep  
**COLLEGE** Michigan  
**EXPERIENCE** Fifth NFL season, fifth with the Jets  
**ACQUIRED** Chosen by the Jets in the second round (53rd overall) of the 2003 NFL Draft

## 54 VICTOR HOBSON

### LINEBACKER

#### CAREER HIGHLIGHTS

- Has played in 60 games with 44 starts plus three postseason starts in four NFL seasons and has recorded 282 tackles, nine sacks, three INT, five PD, two FF and three FR.
- As a rookie, earned the most playing time (16 games) and tackles (50) of any Jets' rookie LB since James Farrior (53 tackles) in 1997.
- Named NFL's Rookie of the Week after the 2003 season finale at MIA, following his six-tackle, one-INT performance.
- Has recorded all three of his NFL interceptions vs. the Miami Dolphins.

#### A FUTURE IN THE RING?

Legendary boxing trainer Teddy Atlas conducted a weekly boxing class with the Jets during the 2007 offseason as part of the off-season conditioning program conducted by head coach Eric Mangini and strength coach Sal Alosi.

So which Jet might have what it takes to succeed in the ring? A number of players didn't hesitate to nominate linebacker Victor Hobson.

"Just watching Victor, he has a lot of skills," said second-year player Brad Smith.

#### CAREER DEFENSIVE STATISTICS

Year	Team	GP	GS	TACKLES					Yds	INTERCEPTIONS				PD	FUMBLES			Yds
				TT	Solo	Asts	Sk			No	Yds	Lg	TD		FF	FR		
2003	NYJ	16	1	50	31	19	2.0	19	1	1	26	26	0	1	1	0	0	
2004	NYJ	12	11	54	30	24	0.0	0	1	2	2	0	0	2	0	0	0	
2005	NYJ	16	16	78	54	24	1.0	2	0	0	0	0	0	0	1	1	43	
2006	NYJ	16	16	100	66	34	6.0	27	1	9	9	0	0	2	0	2	32	
<b>Career Totals</b>		<b>60</b>	<b>44</b>	<b>282</b>	<b>181</b>	<b>101</b>	<b>9.0</b>	<b>48</b>	<b>3</b>	<b>37</b>	<b>26</b>	<b>0</b>	<b>5</b>	<b>2</b>	<b>3</b>	<b>75</b>		

**Additional Statistics:** Special Teams Tackles 15 in 2003, 2 in 2004.

#### SEASON BY SEASON REVIEW

**2006 (JETS)** Led the team in tackles with nine in the Week 17 win vs. OAK. Finished the season with his first 100 tackle season of his career...Recorded a career-high two sacks on J.P. Losman while also collecting six tackles in the Week 14 loss vs. BUF...Named Jets' Defensive Player of the Week after recording 11 tackles in the Week 12 win vs. HOU...Week 6 vs. MIA, picked off Joey Harrington in the first quarter...Scooped up a fumble and returned it 32 yards for a TD in the Week 3 win at BUF.

**2005 (JETS)** In the Week 5 win vs. TB he was credited with 12 tackles (eight solo) and a QB pressure...Credited with 11 tackles (eight solo, two for a loss of four yards) and a 43-yard fumble

return to the BAL one-yard line Week 4.

**2004 (JETS)** Missed four games due to injury, the only games he has sat out in his career...Registered a team-high 10 tackles and one QB pressure in the Week 5 win over BUF...Picked off Jay Fiedler for his only INT of the season Week 4 at MIA.

**2003 (JETS)** Earned his first career INT, picking off a Fiedler pass in the end zone after LB Sam Cowart jarred the ball loose from TE Randy McMichael in the season finale at MIA. Made his first career start Week 9 vs. NYG at SLB and tied for the team lead with 11 tackles...Registered his first career sack, dropping QB David Carr for a seven-yard loss in the Week 7 win at HOU.

#### OFF-THE-FIELD

- Hosted "Bowl with an Athlete" at Harlem Lanes in Harlem, NY, on 9/2/06 to help benefit nearly 100 foster care youth, specifically from Lutheran Social Services Foster Care Programs.
- In October visited Flushing High in Queens with Jets' owner Woody Johnson to announce their continued commitment to the *Heads Up!* Program to help recondition every football helmet in the New York PSAL.

## BEFORE THE NFL

- A two-time All-Big Ten Conference selection and candidate for the Dick Butkus Award, who started 39 of 49 games during his career and recorded 277 tackles, 15 sacks, three FR, four FF, six PD and two INT. His 47 stops for a loss places him third all-time in Michigan history.
- Finalist for Pennsylvania Player of the Year honors, adding All-State, All-American (National Recruiting Advisor and Super Prep) and All-Philadelphia (three times) accolades while at St. Joseph's (PA) Prep. Recorded 483 tackles with 39 stops for losses, nine sacks and three INT in his career. Caught 28 passes for 704 yards and 10 TD as a receiver.

## CAREER TRANSACTIONS

- Selected in the second round (53rd overall) of the 2003 NFL Draft.

## SINGLE-GAME CAREER HIGHS

Tackles	13	at GB	12/3/06
Sacks	2	vs. BUF	12/10/06
Interceptions	1	Three times, last time vs. MIA	10/15/06

## 2006 GAME-BY-GAME STATISTICS

Year	Team	GP	GS	TACKLES				Yds	INTERCEPTIONS				PD	FUMBLES			Yds
				TT	Solo	Asts	Sk		No	Yds	Lg	TD		FF	FR	Yds	
9/10	at TEN	1	1	7	2	5	1.0	3	0	0	0	0	0	0	0	0	
9/17	vs NE	1	1	3	3	0	0.0	0	0	0	0	0	0	0	0	0	
9/24	at BUF	1	1	1	1	0	1.0	4	0	0	0	0	0	0	1	32t	
10/1	vs IND	1	1	6	4	2	0.0	0	0	0	0	0	0	0	0	0	
10/8	at JAX	1	1	1	1	0	0.0	0	0	0	0	0	0	0	0	0	
10/15	vs MIA	1	1	3	2	1	0.0	0	1	9	9	0	1	0	1	0	
10/22	vs DET	1	1	6	4	2	0.0	0	0	0	0	0	0	0	0	0	
10/29	at CLE	1	1	8	4	4	0.0	0	0	0	0	0	0	0	0	0	
11/12	at NE	1	1	6	3	3	0.0	0	0	0	0	0	0	0	0	0	
11/19	vs CHI	1	1	9	6	3	0.0	0	0	0	0	0	0	0	0	0	
11/26	vs HOU	1	1	11	7	4	0.0	0	0	0	0	0	0	0	0	0	
12/3	at GB	1	1	13	9	4	0.0	0	0	0	0	0	1	0	0	0	
12/10	vs BUF	1	1	6	4	2	2.0	5	0	0	0	0	0	0	0	0	
12/17	at MIN	1	1	8	8	0	1.0	12	0	0	0	0	0	0	0	0	
12/25	at MIA	1	1	3	3	0	1.0	3	0	0	0	0	0	0	0	0	
12/31	vs OAK	1	1	9	5	4	0.0	0	0	0	0	0	0	0	0	0	
Season Totals		16	16	100	66	34	6.0	27	1	9	9	0	2	0	2	32t	

## CAREER POSTSEASON STATISTICS

				TACKLES					INTERCEPTIONS				FUMBLES			
Year	Team	GP	GS	TT	Solo	Asts	Sk	Yds	No	Yds	Lg	TD	PD	FF	FR	Yds
2004	NYJ	2	0	4	2	2	0.0	0	0	0	0	0	0	0	0	0
2006	NYJ	1	1	3	2	1	0.0	0	0	0	0	0	1	0	0	0
Career Total		3	1	7	4	3	0.0	0	0	0	0	0	1	0	0	0

## 2005 GAME-BY-GAME STATISTICS

Date	Opp	GP	GS	TACKLES				Yds	INTERCEPTIONS				PD	FUMBLES		
				TT	Solo	Asts	Sk		No	Yds	Lg	FF		FR	Yds	
9/11	at KC	1	1	2	2	0	0	0	0	0	0	0	0	0	0	
9/18	vs MIA	1	1	5	4	1	0	0	0	0	0	0	0	0	0	
9/25	vs JAX	1	1	4	2	2	0	0	0	0	0	0	0	0	0	
10/2	at BAL	1	1	11	8	3	0	0	0	0	0	0	0	1	43	
10/9	vs TB	1	1	12	8	4	0	0	0	0	0	0	1	0	0	
10/16	at BUF	1	1	9	7	2	0	0	0	0	0	0	0	0	0	
10/24	at ATL	1	1	3	2	1	0	0	0	0	0	0	0	0	0	
11/6	vs SD	1	1	3	1	2	0	0	0	0	0	0	0	0	0	
11/13	at CAR	1	1	7	6	1	0	0	0	0	0	0	0	0	0	
11/20	at DEN	1	1	6	5	1	1	2	0	0	0	0	0	0	0	
11/27	vs NO	1	1	2	1	1	0	0	0	0	0	0	0	0	0	
12/4	at NE	1	1	3	1	2	0	0	0	0	0	0	0	0	0	
12/11	vs OAK	1	1	1	1	0	0	0	0	0	0	0	0	0	0	
12/18	at MIA	1	1	1	1	0	0	0	0	0	0	0	0	0	0	
12/26	vs NE	1	1	6	3	3	0	0	0	0	0	0	0	0	0	
1/1	vs BUF	1	1	3	2	1	0	0	0	0	0	0	0	0	0	
Season Totals		16	16	78	54	24	1	2	0	0	0	0	1	1	43	

# 2004 GAME-BY-GAME STATISTICS

				TACKLES					INTERCEPTIONS					FUMBLES		
Date	Opp	GP	GS	TT	Solo	Asts	Sk	Yds	No	Yds	Lg	PD	FF	FR	Yds	
9/12	vs CIN	1	1	5	2	3	0	0	0	0	0	0	0	0	0	
9/19	at SD	1	1	2	1	1	0	0	0	0	0	1	0	0	0	
10/3	at MIA	1	1	3	1	2	0	0	1	2	2	0	0	0	0	
10/10	vs BUF	1	1	10	4	6	0	0	0	0	0	0	0	0	0	
10/17	vs SF	1	1	7	4	3	0	0	0	0	0	0	0	0	0	
10/24	at NE	1	1	2	2	0	0	0	0	0	0	0	0	0	0	
11/1	vs MIA	1	1	2	2	0	0	0	0	0	0	0	0	0	0	
11/7	at BUF	1	1	8	5	3	0	0	0	0	0	0	0	0	0	
11/14	vs BAL	1	1	8	5	3	0	0	0	0	0	1	0	0	0	
11/21	at CLE	1	1	2	1	1	0	0	0	0	0	0	0	0	0	
11/28	at ARI	-	-	-	-	-	-	-	-	-	-	-	-	-	-	
12/5	vs HOU	-	-	-	-	-	-	-	-	-	-	-	-	-	-	
12/12	at PIT	-	-	-	-	-	-	-	-	-	-	-	-	-	-	
12/19	vs SEA	-	-	-	-	-	-	-	-	-	-	-	-	-	-	
12/26	vs NE	1	1	4	2	2	0	0	0	0	0	0	0	0	0	
1/2	at STL	1	0	0	1	0	0	0	0	0	0	0	0	0	0	
Season Totals		12	11	54	30	24	0	0	1	2	2	2	0	0	0	

# 2003 GAME-BY-GAME STATISTICS

				TACKLES					INTERCEPTIONS				FUMBLES		
Date	Opp	GP	GS	TT	Solo	Asts	Sk	Yds	No	Yds	Lg	PD	FF	FR	Yds
9/4	at WAS	1	0	0	0	0	0	0	0	0	0	0	0	0	0
9/14	vs MIA	1	0	0	0	0	0	0	0	0	0	0	0	0	0
9/21	at NE	1	0	0	0	0	0	0	0	0	0	0	0	0	0
9/28	vs DAL	1	0	0	0	0	0	0	0	0	0	0	0	0	0
10/12	vs BUF	1	0	2	2	0	0	0	0	0	0	0	0	0	0
10/19	at HOU	1	0	3	1	2	1	7	0	0	0	0	0	0	0
10/26	at PHI	1	0	2	1	1	0	0	0	0	0	0	0	0	0
11/2	vs NYG	1	1	11	6	5	0	0	0	0	0	0	0	0	0
11/9	at OAK	1	0	6	5	1	0	0	0	0	0	1	0	0	0
11/16	at IND	1	0	1	1	0	0	0	0	0	0	0	0	0	0
11/23	vs JAX	1	0	5	3	2	0	0	0	0	0	0	0	0	0
12/1	vs TEN	1	0	1	0	1	0	0	0	0	0	0	0	0	0
12/7	at BUF	1	0	2	2	0	1	12	0	0	0	0	1	0	0
12/14	vs PIT	1	0	8	4	4	0	0	0	0	0	0	0	0	0
12/20	vs NE	1	0	3	2	1	0	0	0	0	0	0	0	0	0
12/28	at MIA	1	0	6	4	2	0	0	1	26	26	0	0	0	0
Season Totals		16	1	50	31	19	2	19	1	26	26	1	1	0	0





**HEIGHT** 6-0  
**WEIGHT** 220  
**AGE** 25 (as of 9/9/07)  
**HOMETOWN** Clarendon, AR  
**HIGH SCHOOL** Clarendon HS  
**COLLEGE** Tennessee  
**EXPERIENCE** Third NFL season, third with the Jets  
**ACQUIRED** Chosen by the Jets in the sixth round (182nd overall) of the 2005 NFL Draft

# **32 CEDRIC HOUSTON** **RUNNING BACK**

## CAREER HIGHLIGHTS

- During his rookie campaign in 2005, started four games, becoming the first Jets' RB other than Curtis Martin to start a game since 1998 (Leon Johnson).
- Has one career 100-yard rushing performance, 105 yards on 12/3/06 at GB.

## CAREER OFFENSIVE STATISTICS

Year	Team	GP	GS	No	Yds	RUSHING			No	Yds	RECEIVING		
						Avg	Lg	TD			Avg	Lg	TD
2005	NYJ	12	4	81	302	3.7	17	2	8	66	8.3	16	0
2006	NYJ	8	1	113	374	3.3	31	5	7	43	6.1	11	0
<b>Career Totals</b>		<b>20</b>	<b>5</b>	<b>184</b>	<b>676</b>	<b>3.6</b>	<b>31</b>	<b>7</b>	<b>15</b>	<b>109</b>	<b>7.3</b>	<b>16</b>	<b>0</b>

**Additional Statistics:** KR: 2-18 IN 2005.



## OFF-THE-FIELD

- Visited patients at the Bristol-Myers Squibb Children's Hospital at Robert Wood Johnson University Hospital in New Brunswick, NJ on 12/5/06.
- Handed out gift cards at Dick's Sporting Goods to 7th and 8th graders from Brooklyn, so they could buy holiday gifts during the 2006 Holiday Season.

## BEFORE THE NFL

- Led Tennessee in rushing two of his four seasons and was the first Vol since Jay Graham in 1995-96 to lead UT in rushing in consecutive seasons.
- Had his best statistical year as a senior as he finished with 1,005 yards and eight TD on 181 carries along with 180 yards on 16 receptions.
- Set Arkansas state record with 97 career TD while at Clarendon High, where he also set the sophomore state rushing record with 2,445 yards and 32 TD and became one of 10 RB named to Parade All-America team as a senior after rushing for 1,724 yards and 35 TD on 167 carries.
- Played basketball, baseball and track & field while at Clarendon High.

## SEASON BY SEASON REVIEW

**2006 (JETS)** Gained a tough 53 yards on 21 carries, including a six-yard touchdown in the Week 15 win at MIN against the best rush defense in the NFL...Earned Jets' Offensive Player of the Week honors after collecting 105 yards on 22 carries while also notching two rushing TD and three receptions for 24 yards in the Week 13 win at GB.

**2005 (JETS)** Put up 84 yards rushing on 15 carries, including a season-long 17-yard run...Made his first NFL start filling in for an injured Curtis Martin and rushed for 74 yards on 28 carries. Also notched his first NFL TD on a two-yard run in the Week 14 win vs. OAK...Saw his first significant action, gaining 53 yards on 10 carries at CAR Week 10.



## 2006 GAME-BY-GAME STATISTICS

RUSHING														RECEIVING			
Date	Opp	GP	GS	Att	Yds	Avg	Lg	TD	No	Yds	Avg	Lg	TD				
9/24	at BUF	1	0	2	10	5.0	5	1	0	0	0.0	0	0				
10/1	vs IND	1	0	12	49	4.1	13	0	1	5	5.0	5	0				
11/19	vs CHI	1	0	11	50	4.5	11	0	0	0	0.0	0	0				
11/26	vs HOU	1	0	11	13	1.2	5	1	1	5	5.0	5	0				
12/3	at GB	1	0	22	105	4.8	31	2	3	24	8.0	11	0				
12/10	vs BUF	1	0	18	50	2.8	9	0	1	7	7.0	7	0				
12/17	at MIN	1	0	21	53	2.5	20	1	1	2	2.0	2	0				
12/31	vs OAK	1	1	16	44	2.8	7	0	0	0	0.0	0	0				
Season Totals		8	1	113	374	3.3	31	5	7	43	6.1	11	0				

## 2005 GAME-BY-GAME STATISTICS

RUSHING										RECEIVING				
Date	Opp	GP	GS	Att	Yds	Avg	Lg	TD	No	Yds	Avg	Lg	TD	
10/2	at BAL	0	0	0	0	0.0	0	0	0	0	0.0	0	0	
10/9	vs TB	1	0	0	0	0.0	0	0	0	0	0.0	0	0	
10/16	at BUF	1	0	0	0	0.0	0	0	0	0	0.0	0	0	
10/24	at ATL	1	0	0	0	0.0	0	0	0	0	0.0	0	0	
11/6	vs SD	1	0	2	10	5.0	8	0	0	0	0.0	0	0	
11/13	at CAR	1	0	10	53	5.3	11	0	0	0	0.0	0	0	
11/20	at DEN	1	0	0	0	0.0	0	0	1	7	7.0	7	0	
11/27	vs NO	1	0	5	12	2.4	5	0	0	0	0.0	0	0	
12/4	at NE	1	0	0	0	0.0	0	0	1	11	11.0	11	0	
12/11	vs OAK	1	1	28	74	2.6	9	1	0	0	0.0	0	0	
12/18	at MIA	1	1	15	84	5.6	17	0	4	40	10.0	16	0	
12/26	vs NE	1	1	5	14	2.8	4	0	1	2	2.0	2	0	
1/1	vs BUF	1	1	16	55	3.4	10	1	1	6	6.0	6	0	
Season Totals		12	4	81	302	3.7	17	2	8	66	8.3	16	0	

## CAREER POSTSEASON OFFENSIVE STATISTICS

RUSHING									RECEIVING				
Year	Team	GP	GS	No	Yds	Avg	Lg	TD	No	Yds	Avg	Lg	TD
2006	NYJ	1	0	1	0	0.0	0	0	0	0	0.0	0	0
Career Totals		1	0	1	0	0.0	0	0	0	0	0.0	0	0

## CAREER KICKOFF RETURN STATISTICS

Year	Team	Rec	Yds	Avg	Lg	TD
2005	NYJ	2	18	9.0	18	0
<b>Career Totals</b>		<b>2</b>	<b>18</b>	<b>9.0</b>	<b>18</b>	<b>0</b>

**Additional Statistics:** Special Teams Tackles: 1 in 2005.

## SINGLE-GAME CAREER HIGHS

Rush Attempts	28	vs OAK	12/11/05
Rush Yards	105	at GB	12/3/06
Longest Run	31	at GB	12/3/06
Rush TD	2	at GB	12/3/06
Receptions	4	at MIA	12/18/05
Receiving Yds	40	at MIA	12/18/05
Longest Reception	16	at MIA	12/18/05

## FIRST HALF FURY

It was a historic first half for the Jets at Lambeau Field in their 38-10 dismantling of the Green Bay Packers in December. The 31-0 halftime margin over the Pack was the Jets' largest halftime lead in the last 13 years, the third-largest in franchise history and the second-largest in a road game.

## LARGEST HALFTIME LEADS, FRANCHISE HISTORY

Date	Halftime Score	Lead	Final Score
9/26/93	JETS 35, New England 0	35	JETS, 45-7
11/3/85	Jets 35, INDIANAPOLIS 3	32	Jets, 35-17
12/3/06	Jets 31, GREEN BAY 0	31	Jets, 38-10
10/8/78	JETS 35, Buffalo 7	28	JETS, 45-14
11/21/82	JETS 27, Baltimore Colts 0	27	JETS, 37-0

(Home team in CAPS)



**HEIGHT** 6-3  
**WEIGHT** 217  
**AGE** 28 (as of 9/9/07)  
**HOMETOWN** Chicago, IL  
**HIGH SCHOOL** Morgan Park HS  
**COLLEGE** Western Illinois  
**EXPERIENCE** Fifth NFL season, first with the Jets  
**ACQUIRED** Signed as a FA on 1/10/07

## 18 FRISMAN JACKSON

### WIDE RECEIVER

#### CAREER HIGHLIGHTS

- Has played in 34 games, pulling in 40 catches for 490 yards and one TD.

#### CAREER OFFENSIVE STATISTICS

Year	Team	GP	GS	RECEIVING					RUSHING				
				No	Yds	Avg	Lg	TD	Att	Yds	Avg	Lg	TD
2002	CLE	7	0	1	6	6.0	6	0	0	0	0.0	0	0
2003	CLE	5	0	2	29	14.5	19	0	0	0	0.0	0	0
2004	CLE	10	0	13	168	12.9	24	0	1	4	4.0	4	0
2005	CLE	12	0	24	287	12.0	68	1	0	0	0.0	0	0
<b>Career Totals</b>		<b>34</b>	<b>0</b>	<b>40</b>	<b>490</b>	<b>12.3</b>	<b>68</b>	<b>1</b>	<b>1</b>	<b>4</b>	<b>4.0</b>	<b>4</b>	<b>0</b>

**Additional Statistics:** Kickoff Return: 3-58 in 2002, 4-70 in 2004, 1-15 in 2005. Special Teams Tackles: 3 in 2002, 1 in 2003, 3 in 2004, 2 in 2005. Passing: 0-1-0 in 2002, 0-1-0 in 2003, 0-1-0 in 2004.

#### SEASON BY SEASON REVIEW

**2005 (CLE)** Posted a career-high eight catches for 128 yards, including a career-best 68-yard TD reception in Week 1 vs. CIN.

**2004 (CLE)** Recorded five catches for 61 yards in Week 10 vs. PIT...Made his season debut in Week 7 vs. PHI; hauling in three passes for 45 yards, including a long of 23 yards and two receptions for first downs.

**2003 (CLE)** Attempted a Hail Mary pass at the end of regulation that fell short in Week 15 at DEN...Spent the first nine weeks on the PUP list.

**2002 (CLE)** First career reception for six yards and threw an incomplete pass in Week 11 at CIN.

#### BEFORE THE NFL

- Posted four games with over 100 yards receiving and two 200-plus yard games at Western Illinois, where he was a three-year teammate of Justin McCareins.
- Became the second player in school history to post a 1,000 yard receiving season in 2001, when he posted 55 receptions for 1,041 yards and seven TD.
- Tallied a school record, 14-catch, 286-yard performance against Indiana State in 2001 and also had a 266-yard receiving game.
- Was a QB until his senior season, in fact, hooked up with McCareins for his first collegiate TD reception.
- Holds the school record for rushing yards (109) by a QB in a single game.
- Played high school football at Morgan Park HS.

#### CAREER TRANSACTIONS

- Signed with the Jets as a FA on 1/10/07.
- Cut by CLE on 9/2/06.
- Signed by CLE to the active roster on 10/20/04.
- Signed by CLE to the practice squad on 9/6/04.
- Waived by CLE on 9/5/04.
- Signed by CLE as a rookie FA on 4/26/02.

#### OFF-THE-FIELD

- In Cleveland, helped build a playground via the Hometown Huddle Club and supported "Toys for Tots."
- Won a Community Leadership Award for his work in Cleveland, 2005.
- Worked with groups to serve food on Thanksgiving, 2003-2005.
- Participated in a coaching internship with the NFL Europa Training Camp in Tampa with Rick Lantz and the Berlin Thunder in 2004.
- Addressed troubled teens at a juvenile center, 2003.
- Wife, Lindsey.



**HEIGHT** 6-5  
**WEIGHT** 296  
**AGE** 26 (as of 9/9/07)  
**HOMETOWN** Dallas, TX  
**HIGH SCHOOL** Carter  
**COLLEGE** Kansas  
**EXPERIENCE** Fourth NFL season, fourth with the Jets  
**ACQUIRED** Chosen by the Jets in the fourth round (132nd overall) of the 2004 NFL Draft

## 79 ADRIAN JONES

### TACKLE

#### CAREER HIGHLIGHTS

- Has played in 37 games and has made 16 starts.
- Started all 16 games in 2005, the first three at RT before moving to LT for the final 13 games.
- Has played in three postseason games.

#### GAMES PLAYED/GAMES STARTED

**Career** (37/16) [3/0]; **2006** (9/0) [1/0]; **2005** (16/16); **2004** (12/0) [2/0].

#### SEASON BY SEASON REVIEW

**2006 (JETS)** Played in the Wild Card Playoff Game loss at NE....Played in the Week 17 win at OAK, reporting as a tackle-eligible down near the goal line.

**2005 (JETS)** Started first three games at RT before starting remaining 13 games at LT...Started at LT and was part of an offensive line that blocked for Brooks Bollinger's career-high 327 passing yards and Cedric Houston's season-high 84 rushing yards in the Week 15 loss at MIA...In the Week 14 win vs. OAK he started at LT and was part of an offensive line that blocked for 184 rushing yards...Made his first career start at RT in the Week 1 loss at KC.

**2004 (JETS)** Appeared in both postseason games...Participated on special teams in Weeks 12 through 17...Saw action on special teams in the Week 6 win vs. SF...Saw his first NFL action as a member of the return and FG units in the first three weeks of the season.

#### OFF-THE-FIELD

- Majored in Economics.
- Joined teammate David Barrett and ABC Television in building a new home for the Llanes family of Bergenfield, NJ on ABC's Extreme Makeover: Home Edition, last fall.
- Visited patients at Mt. Sinai Hospital in New York, NY on 11/28/06.
- Attended the Taste of the NFL, in partnership with ShopRite, in NYC on 5/3/07 to help raise money to fight hunger in the Metropolitan area.

#### BEFORE THE NFL

- Moved from TE to OT during spring ball going into his senior season at Kansas.
- Played in 42 games throughout his college career, catching 22 passes for 218 yards and two TD while playing TE his first three seasons.
- Lettered two years in football at Carter (Dallas, TX) High School, where he was named to the Texas top-100 player list as a senior. Carter was the school that defeated Permian for the Texas state title in the book and movie *Friday Night Lights*.

#### CAREER TRANSACTIONS

- Selected in the fourth round (132nd overall) of the 2004 NFL Draft with a compensatory draft pick, the first compensatory selection in Club history.

## FROM ONE-TO-ONE, THE PUNT STILL REIGNS SUPREME

Football fans saw something on Sept. 21, 1969, in Denver that they had never seen before and haven't seen since. That day, Jets' rookie Steve O'Neal, standing at the back of his end zone for a snap from New York's one-yard line, launched a wind-aided punt into the mile-high atmosphere that didn't stop soaring/bouncing/rolling until downed at the Broncos' one. That 98-yard punt remains the longest in NFL history, not to mention the longest net punt.

#### LONGEST PUNTS, NFL HISTORY

Date	Punter, Team	Opponent	Yards
9/21/69	Steve O'Neal, JETS	at Denver	98
11/16/31	Joe Lintzenich, CHI	vs. N.Y. Giants	94
11/3/91	Shawn McCarthy, NE	at Buffalo	93



**HEIGHT** 5-10  
**WEIGHT** 215  
**AGE** 29 (as of 9/9/07)  
**HOMETOWN** Big Stone Gap, VA  
**HIGH SCHOOL** Powell Valley HS  
**COLLEGE** Virginia  
**EXPERIENCE** Eighth NFL season, first with the Jets  
**ACQUIRED** Via trade on 3/6/07 from CHI

## 20 THOMAS JONES

### RUNNING BACK

#### CAREER HIGHLIGHTS

- Rushed for over 1,000 yards in each of the last two seasons, putting up a combined 2,545 regular season rushing yards in 2005 and 2006 while scoring 15 TD on the ground
- Owns 16 career 100-yard rushing games while surpassing 100 yards of total offense 24 times in his career.
- Posted a career-high 1,335 rushing yards in 2005 to become the second CHI player (Walter Payton) to eclipse the 1,300 yard plateau.
- Ran for back-to-back 100 yard games at the Meadowlands vs. NYG and NYJ in 2006.
- Finished fourth in the NFL in 2005 with 12 rushes of 20 or more yards.
- Averaged 1,427 yards from scrimmage between 2004-05, which made up 36% of CHI offense - the 2nd highest rate in the NFL during that time (Tiki Barber, NYG, 42.7%).
- In 2004 became first CHI player since Neal Anderson (1989) to lead the team in both rushing yards and receptions.

#### A COAL MINER'S SON

Thomas and his six siblings would gather each morning before school and pray, just about the time their mother Betty Jones was emerging from the coal mines of the southwestern Virginia town of Appalachia, where she worked for 19 years.

The kids prayed for Mom's safe return from the "hoot owl" shift, which kept her away from the family from midnight to 8 a.m.

"You knew the chances of something happening down there," Thomas said recently. "There were a lot of situations where people would be called to the office, and you pretty much knew that something must have happened to their dad. It's a dangerous job."

Source: Dave Hutchinson, *Newark Star Ledger*

#### CAREER OFFENSIVE STATISTICS

Year	Team	GP	GS	No	RUSHING				No	RECEIVING			
					Yds	Avg	Lg	TD		Yds	Avg	Lg	TD
2000	ARI	14	4	112	373	3.3	29	2	32	208	6.5	20	0
2001	ARI	16	2	112	380	3.4	21	5	21	151	7.2	18	0
2002	ARI	9	9	138	511	3.7	58	2	20	113	5.7	17	0
2003	TB	16	3	137	627	4.6	61	3	24	180	7.5	29	0
2004	CHI	14	14	240	948	4.0	54	7	56	427	7.6	45	0
2005	CHI	15	15	314	1,335	4.3	42	9	26	143	5.5	41	0
2006	CHI	16	16	296	1,210	4.1	30	6	36	154	4.3	21	0
<b>Career Totals</b>		<b>100</b>	<b>63</b>	<b>1,349</b>	<b>5,384</b>	<b>4.0</b>	<b>61</b>	<b>34</b>	<b>215</b>	<b>1,376</b>	<b>6.4</b>	<b>45</b>	<b>0</b>

**Additional Statistics:** Fumbles lost 12: 2000-3, 2001-1, 2002-2, 2003-2, 2004-1, 2005-2, 2006-1.

#### SEASON BY SEASON REVIEW

**2006 (CHI)** Rushed for 112 yards on 15 carries, including a 52-yard run and caught four passes for 18 yards in SB XLI loss vs. IND...Posted 123 rush yards on 19 carries with two TD in NFC Championship victory vs. NO...Put up back-to-back 100-plus rushing efforts in the Meadowlands at the NYG Week 10 (30-113-1) and Week 11 at the NYJ (23-121) in consecutive road wins...Week 8 vs. SF, gained 111 yards and a TD on 23 carries...Averaged 78 rush yards per game as CHI started off 7-0...Posted the fifth multi-TD effort of his career in Week 4 vs. SEA.

**2005 (CHI)** Carried 25 times for 105 yards and a TD in Week 13 at GB...Gained 139 yards on 25 carries in Week 7 vs. BAL, the fifth largest total against a BAL defensive unit...Rushed for over 100 yards for the second consecutive week (106) and

scored a TD on 27 carries in Week 3 vs. CIN.

**2004 (CHI)** Rushed for two TD and gained 108 yards on 26 carries in Week 17 vs. GB...Compiled 143 yards of total offense in Week 16 at DET...Posted 110 yards and a TD on 22 carries and a career-high eight catches for 71 yards in Week 3 at MIN...Scampered for 152 rush yards on 23 carries with a TD in Week 2 at GB.

**2003 (TB)** Ran for 134 yards and a TD on 34 carries in Week 15 vs. HOU...Ran for 134 yards on nine carries in Week 11 vs. GB, including runs of 61 and 51 yards...Returned 17 kickoffs for 271 yards (15.9) with a long of 25.

**2002 (ARI)** Posted a career-high 173 rush yards with a 58-yard TD run on 24 carries in Week 2 at SEA.

**2001 (ARI)** Totaled 65 yards and scored a TD in Week 3 vs.

DEN...Had a three-yard TD run in Week 11 vs. DET.

**2000 (ARI)** Scored first TD on four-yard run in Week 5 at SF...Ran for a 10-yard TD in Week 6 vs. CLE.

#### OFF-THE-FIELD

- Six of the seven Jones' siblings have graduated college, with the youngest sister scheduled to enter University of Virginia in the fall of 2007.
- Younger brother Julius is a RB for the Dallas Cowboys.
- Featured in *Sports Illustrated's* "Faces in the Crowd" in January 1996.

#### CAREER TRANSACTIONS

- Traded to the Jets with a second round pick (#63, traded to GB) in the 2007 NFL Draft from CHI for a second round pick (#37, traded to WAS ) in the 2007 NFL Draft on 3/6/07.
- Signed with CHI on 3/4/04.
- Traded to TB for Marquise Walker on 6/13/03.
- Selected in the first round by ARI (7th overall) in the 2000 NFL Draft.

#### BEFORE THE NFL

- Set single season state records at Powell Valley HS for yardage (3,319 in 1994), TDs (49 in 1995) and set the career TD record with 104.
- Rushed for 462 yards in a single game as a junior.
- Four-year letterwinner in track and basketball.

#### SINGLE-GAME CAREER HIGHS

Rush Attempts	34	vs. HOU	12/14/03
Rush Yards	173	at SEA	9/15/02
Longest Run	61	at GB	11/16/03
Longest TD Run	58	at SEA	9/15/02
Rush TD	2	Five times	
Receptions	8	at MIN	9/26/04
Receiving Yds	71	at MIN	9/26/04
Longest Reception	45	at JAX	12/12/04

#### 2006 GAME-BY-GAME STATISTICS (CHI)

Year	Team	GP	GS	RUSHING					RECEIVING				
				No	Yds	Avg	Lg	TD	No	Yds	Avg	Lg	TD
9/10	at GB	1	1	21	63	3.0	17	0	1	0	0.0	0	0
9/17	vs DET	1	1	21	64	3.0	15	0	1	2	2.0	2	0
9/24	at MIN	1	1	18	54	3.0	17	0	3	11	3.7	8	0
10/1	vs SEA	1	1	24	98	4.1	29	2	2	9	4.5	8	0
10/8	vs BUF	1	1	21	110	5.2	14	0	4	13	3.3	7	0
10/16	at ARI	1	1	11	43	3.9	11	0	3	14	4.7	6	0
10/29	vs SF	1	1	23	111	4.8	12	1	4	23	5.8	7	0
11/5	vs MIA	1	1	20	69	3.5	11	0	4	24	6.0	9	0
11/12	at NYG	1	1	30	113	3.8	26	1	3	10	3.3	8	0
11/19	at NYJ	1	1	23	121	5.3	19	0	2	1	0.5	3	0
11/26	at NE	1	1	23	99	4.3	17	0	1	-2	-2.0	-2	0
12/3	vs MIN	1	1	12	32	2.7	16	0	0	0	0.0	0	0
12/11	at STL	1	1	11	76	6.9	30	1	2	26	13.0	21	0
12/17	vs TB	1	1	17	68	4.0	8	1	3	16	5.3	9	0
12/24	at DET	1	1	12	62	5.2	13	0	2	10	5.0	11	0
12/31	vs GB	1	1	9	27	3.0	7	0	1	-3	-3.0	-3	0
<b>Season Totals</b>		<b>16</b>	<b>16</b>	<b>296</b>	<b>1,210</b>	<b>4.1</b>	<b>30</b>	<b>6</b>	<b>36</b>	<b>154</b>	<b>4.3</b>	<b>21</b>	<b>0</b>

#### 2005 GAME-BY-GAME STATISTICS (CHI)

Date	Opp	GP	GS	RUSHING					RECEIVING				
				No	Yds	Avg	Lg	TD	No	Yds	Avg	Lg	TD
9/11	at WAS	1	1	15	31	2.1	8	1	2	14	7.0	7	0
9/18	vs DET	1	1	20	139	7.0	22	2	2	19	9.5	10	0
9/25	vs CIN	1	1	27	106	3.9	17	1	5	8	1.6	5	0
10/9	at CLE	1	1	24	137	5.7	25	0	2	5	2.5	3	0
10/16	vs MIN	1	1	23	89	3.9	24	2	1	6	6.0	6	0
10/23	vs BAL	1	1	25	139	5.6	42	0	1	-5	-5.0	-5	0
10/30	at DET	1	1	22	72	3.3	17	0	3	25	8.3	15	0
11/6	at NO	1	1	11	40	3.6	15	0	1	-6	-6.0	-6	0
11/20	vs CAR	1	1	25	87	3.5	20	0	0	0	0.0	0	0
11/27	at TB	1	1	25	72	2.9	19	0	3	50	16.7	41	0
12/4	vs GB	1	1	19	93	4.9	27	0	0	0	0.0	0	0
12/11	at PIT	1	1	14	72	5.1	36	1	4	23	5.8	15	0
12/18	vs ATL	1	1	27	91	3.4	31	1	1	3	3.0	3	0
12/25	at GB	1	1	25	105	4.2	25	1	1	1	1.0	1	0
1/1	at MIN	1	1	12	62	5.2	35	0	0	0	0.0	0	0
<b>Season Totals</b>		<b>15</b>	<b>15</b>	<b>314</b>	<b>1,335</b>	<b>4.3</b>	<b>42</b>	<b>9</b>	<b>26</b>	<b>143</b>	<b>5.5</b>	<b>41</b>	<b>0</b>





T. JONES

### 2004 GAME-BY-GAME STATISTICS (CHI)

Date	Opp	GP	GS	No	RUSHING				No	RECEIVING			
					Yds	Avg	Lg	TD		Yds	Avg	Lg	TD
9/12	vs DET	1	1	21	67	3.2	15	2	6	38	6.3	10	0
9/19	at GB	1	1	23	152	6.6	54	1	1	7	7	7	0
9/26	at MIN	1	1	22	110	5.0	22	1	8	71	8.9	27	0
10/3	vs PHI	1	1	13	32	2.5	11	0	6	40	6.7	12	0
10/17	vs WAS	1	1	24	97	4.0	18	0	2	22	11	14	0
10/24	at TB	1	1	13	52	4.0	9	1	3	13	4.3	7	0
10/31	vs SF	1	1	1	1	1.0	1	0	0	0	0	0	0
11/21	vs IND	1	1	18	59	3.3	15	0	4	23	5.8	8	0
11/25	at DAL	1	1	14	46	3.3	12	0	6	48	8	17	0
12/5	vs MIN	1	1	15	49	3.3	16	0	3	22	7.3	13	0
12/12	at JAX	1	1	13	26	2.0	7	0	3	68	22.7	45	0
12/19	vs HOU	1	1	15	40	2.7	9	0	7	37	5.3	14	0
12/26	at DET	1	1	22	109	5.0	14	0	4	34	8.5	28	0
1/2	vs GB	1	1	26	108	4.2	18	2	3	4	1.3	11	0
Season Totals		14	14	240	948	4.0	54	7	56	427	7.6	45	0

### 2003 GAME-BY-GAME STATISTICS (TB)

Date	Opp	GP	GS	No	RUSHING				No	RECEIVING			
					Yds	Avg	Lg	TD		Yds	Avg	Lg	TD
9/8	at PHI	1	0	10	30	3.0	15	0	2	10	5	10	0
9/14	vs CAR	1	0	4	8	2.0	4	0	0	0	0	0	0
9/21	at ATL	1	0	1	-1	-1.0	-1	0	0	0	0	0	0
10/6	vs IND	1	0	2	2	1.0	1	0	2	10	5	7	0
10/12	at WAS	1	0	5	33	6.6	13	0	1	11	11	11	0
10/19	at SF	1	0	2	7	3.5	4	0	2	11	5.5	6	0
11/2	vs NO	1	0	0	0	0.0	0	0	1	29	29	29	0
11/9	at CAR	1	0	3	12	4.0	10	0	1	0	0	0	0
11/16	vs GB	1	0	9	134	14.9	61	0	2	11	5.5	7	0
11/24	vs NYG	1	0	10	27	2.7	7	1	0	0	0	0	0
11/30	at JAX	1	0	7	11	1.6	5	1	2	21	10.5	14	0
12/7	at NO	1	1	20	89	4.5	13	0	2	14	7	17	0
12/14	vs HOU	1	1	34	134	3.9	18	1	1	17	17	17	0
12/20	vs ATL	1	1	17	73	4.3	15	0	4	14	3.5	12	0
12/28	at TEN	1	0	13	68	5.2	18	0	4	32	8	15	0
Season Totals		14	3	137	627	4.6	61	3	24	180	7.5	29	0

### 2002 GAME-BY-GAME STATISTICS (ARI)

Date	Opp	GP	GS	No	RUSHING				No	RECEIVING			
					Yds	Avg	Lg	TD		Yds	Avg	Lg	TD
9/8	at WAS	1	1	17	54	3.2	11	0	3	7	2.3	10	0
9/15	at SEA	1	1	24	173	7.2	58	1	2	18	9	11	0
9/22	vs SD	1	1	17	73	4.3	27	0	1	6	6	6	0
9/29	vs NYG	1	1	11	10	0.9	4	0	0	0	0	0	0
10/20	vs DAL	1	1	22	68	3.1	12	0	3	17	5.7	6	0
10/27	at SF	1	1	15	54	3.6	11	1	2	24	12	17	0
11/3	vs STL	1	1	12	25	2.1	8	0	4	31	7.8	11	0
11/10	vs SEA	1	1	11	24	2.2	6	0	3	8	2.7	6	0
11/17	at PHI	1	1	9	30	3.3	8	0	2	2	1	1	0
Season Totals		9	9	138	511	3.7	58	2	20	113	5.7	17	0

# 2001 GAME-BY-GAME STATISTICS (ARI)

Date	Opp	GP	GS	No	RUSHING				TD	No	RECEIVING				TD
					Yds	Avg	Lg	Yds			Avg	Lg			
9/23	vs DEN	1	1	17	65	3.8	21	1	1	13	13.0	13	0		
9/30	vs ATL	1	1	5	21	4.2	12	0	4	53	13.3	18	0		
10/7	at PHI	1	0	5	13	2.6	5	0	0	0	0.0	0	0		
10/14	at CHI	1	0	6	14	2.3	4	0	2	17	8.5	10	0		
10/21	vs KC	1	0	7	26	3.7	13	1	0	0	0.0	0	0		
10/28	at DAL	1	0	1	-1	-1.0	-1	0	4	21	5.3	10	0		
11/4	vs PHI	1	0	6	14	2.3	5	0	0	0	0.0	0	0		
11/11	vs NYG	1	0	5	15	3.0	8	0	0	0	0.0	0	0		
11/18	vs DET	1	0	2	3	1.5	3	1	0	0	0.0	0	0		
11/25	at SD	1	0	5	22	4.4	10	0	1	9	9.0	9	0		
12/2	at OAK	1	0	10	36	3.6	10	1	1	10	10.0	10	0		
12/9	vs WAS	1	0	2	2	1.0	1	0	0	0	0.0	0	0		
12/15	at NYG	1	0	14	37	2.6	12	0	3	4	1.3	8	0		
12/23	vs DAL	1	0	4	18	4.5	8	0	3	12	4.0	5	0		
12/30	at CAR	1	0	16	69	4.3	13	0	1	3	3.0	3	0		
1/6	at WAS	1	0	7	26	3.7	11	1	1	9	9.0	9	0		
Season Totals		16	2	112	380	3.4	21	5	21	151	7.2	18	0		

# 2000 GAME-BY-GAME STATISTICS (ARI)

Date	Opp	GP	GS	No	Yds	RUSHING				TD	No	Yds	RECEIVING			TD
						Avg	Lg		Avg				Lg			
9/3	at NYG	1	1	12	16	1.3	7	0		4	18	4.5	6	0	0	
9/10	vs DAL	1	1	23	70	3.0	9	0		2	30	15	20	0	0	
9/24	vs GB	1	1	10	24	2.4	9	0		2	3	1.5	3	0	0	
10/1	at SF	1	1	10	36	3.6	13	1		4	15	3.8	11	0	0	
10/8	vs CLE	1	0	6	9	1.5	10	1		0	0	0	0	0	0	
10/15	vs PHI	1	0	3	35	11.7	29	0		1	3	3	3	0	0	
10/22	at DAL	1	0	11	50	4.5	16	0		2	15	7.5	8	0	0	
10/29	vs NO	1	0	6	26	4.3	7	0		3	19	6.3	14	0	0	
11/5	vs WAS	1	0	4	16	4.0	6	0		1	5	5	5	0	0	
11/12	at MIN	1	0	3	3	1.0	2	0		2	17	8.5	11	0	0	
11/19	at PHI	1	0	1	-2	-2.0	-2	0		3	38	12.7	15	0	0	
11/26	vs NYG	1	0	2	11	5.5	12	0		1	4	4	4	0	0	
12/10	at JAX	1	0	7	40	5.7	17	0		0	0	0	0	0	0	
12/17	vs BAL	1	0	14	39	2.8	13	0		7	41	5.9	12	0	0	
Season Totals		14	4	112	373	3.3	29	2		32	208	6.5	20	0	0	



**HEIGHT** 6-3  
**WEIGHT** 242  
**AGE** 27 (as of 9/9/07)  
**HOMETOWN** Llano, TX  
**HIGH SCHOOL** Llano HS  
**COLLEGE** North Texas  
**EXPERIENCE** Sixth NFL season, second with the Jets  
**ACQUIRED** Signed as an UFA on 4/10/06 (TEN)

## 55 BRAD KASSELL

### LINEBACKER

#### CAREER HIGHLIGHTS

- A veteran of 72 regular-season games and 33 starts, has accumulated 278 tackles, along with 27 special teams stops, 10 PD, two FR, a FF and an INT returned for a TD during his five-year NFL career.
- Has also played in four postseason contests, making one start, 13 tackles and three special teams tackles.

#### CAREER TRANSACTIONS

- Signed by the Jets as an UFA on 4/10/06.
- Signed by TEN as a rookie FA on 4/22/02.

#### CULTURE SHOCK

The move to New York for Brad was definitely a shock to the system. "It's definitely a change of pace from Nashville, that's for sure. There are a lot more people and a lot more honking of the horns, but it's been nice to experience different stuff. You have some good Italian food – the best pizza I've ever had has been up here. It has been a serious change of pace."

Brad, a Llano, TX, native and North Texas alum, was amazed by the hectic lifestyle. "I came from a town of about 3,000 people," he said. "There were that many people in my apartment complex."

#### CAREER DEFENSIVE STATISTICS

Year	Team	GP	GS	TACKLES				Yds	INTERCEPTIONS				PD	FUMBLES			Yds
				TT	Solo	Asts	Sk		No	Yds	Lg	TD		FF	FR		
2002	TEN	9	0	1	0	1	0.0	0	0	0	0	0	0	1	0	0	
2003	TEN	16	4	41	23	18	0.0	0	0	0	0	0	1	0	0	0	
2004	TEN	15	14	128	83	45	0.0	0	0	0	0	0	6	0	0	0	
2005	TEN	16	14	89	56	33	0.0	0	1	21	21t	1	2	0	2	0	
2006	NYJ	16	1	19	12	7	0.0	0	0	0	0	0	1	0	0	0	
<b>Career Totals</b>		<b>72</b>	<b>33</b>	<b>278</b>	<b>174</b>	<b>104</b>	<b>0.0</b>	<b>0</b>	<b>1</b>	<b>21</b>	<b>21t</b>	<b>1</b>	<b>10</b>	<b>1</b>	<b>2</b>	<b>0</b>	

**Additional Statistics:** Special Teams Tackles: 27: 9 in 2006, 4 in 2005, 8 in 2003, 6 in 2002.

#### SEASON BY SEASON REVIEW

**2006 (JETS)** Made his only start as a Jet in the Week 5 loss at JAX...Returned to TEN after four years as a Titans' LB and was named Jets' Special Teams Player of the Week after recording three tackles in the Week 1 victory.

**2005 (TEN)** In Week 2 had a team-high eight tackles and one PD and scored his first career TD on his first career INT when he returned an Anthony Wright pass 21 yards for a score vs. BAL.

**2004 (TEN)** Led the team or was tied for the lead in tackles in five games...Set career high in the season finale against DET when he racked up 19 tackles, which tied for the most in franchise history (Keith Bulluck and Joe Bowden)...Posted 12

tackles in Week 14 against KC on Monday Night Football, including two for losses...In the second game of the season vs. IND, he assumed the starting MLB spot after a back injury sidelined Rocky Calmus for the season.

**2003 (TEN)** In AFC Wild Card win over BAL, he recorded three tackles and limited RB Jamal Lewis to 35 yards on 14 carries...In Week 13 Monday Night game at NYJ, he had nine tackles after replacing Calmus (leg)...Made first career start in season opener against OAK.

**2002 (TEN)** Played almost exclusively on special teams in the regular season and playoffs.

## OFF-THE-FIELD

- Wife, Marcy, two daughters, Saydie and Madison.
- Majored in Business Administration at North Texas State University.
- Helped deliver a tractor trailer load of fresh turkey, potatoes, apples and carrots to the Neighbors Together Soup Kitchen in the Brownsville section of Brooklyn on 11/21/06.
- Delivered holiday gifts to sick children at St. Mary's Healthcare System in Bayside, NY, on 12/19/06.

## BEFORE THE NFL

- Played in 44 games at North Texas and was named Sun Belt Conference Player of the Year during both his junior and senior seasons.
- Left school ranked third on the NT's all-time list with 365 career tackles, including 93 as a senior.
- Named MVP of Class 3A All-West Texas Super Team and earned second-team All-State honors as a senior QB at Llano (TX) High School.
- Rushed for 1,431 yards and 20 TD to go with 839 passing yards and eight TD.

## 2006 GAME-BY-GAME STATISTICS

Date	Opp	GP	GS	TT	TACKLES				Yds	INTERCEPTIONS				TD	PD	FUMBLES			Yds
					Solo	Asts	Sk			No	Yds	Lg	FF			FR			
9/10	at TEN	1	0	0	0	0	0.0	0	0	0	0	0	0	0	0	0	0	0	
9/17	vs NE	1	0	1	0	1	0.0	0	0	0	0	0	0	0	0	0	0	0	
9/24	at BUF	1	0	2	0	2	0.0	0	0	0	0	0	0	0	0	0	0	0	
10/1	vs IND	1	0	0	0	0	0.0	0	0	0	0	0	0	0	0	0	0	0	
10/8	at JAX	1	1	0	0	0	0.0	0	0	0	0	0	0	0	0	0	0	0	
10/15	vs MIA	1	0	0	0	0	0.0	0	0	0	0	0	0	0	0	0	0	0	
10/22	vs DET	1	0	0	0	0	0.0	0	0	0	0	0	0	0	0	0	0	0	
10/29	at CLE	1	0	4	3	1	0.0	0	0	0	0	0	0	0	0	0	0	0	
11/12	at NE	1	0	3	2	1	0.0	0	0	0	0	0	0	0	0	0	0	0	
11/19	vs CHI	1	0	1	1	0	0.0	0	0	0	0	0	0	0	0	0	0	0	
11/26	vs HOU	1	0	1	1	0	0.0	0	0	0	0	0	1	0	0	0	0	0	
12/3	at GB	1	0	2	1	1	0.0	0	0	0	0	0	0	0	0	0	0	0	
12/10	vs BUF	1	0	3	3	0	0.0	0	0	0	0	0	0	0	0	0	0	0	
12/17	at MIN	1	0	0	0	0	0.0	0	0	0	0	0	0	0	0	0	0	0	
12/25	at MIA	1	0	1	1	0	0.0	0	0	0	0	0	0	0	0	0	0	0	
12/31	vs OAK	1	0	1	0	1	0.0	0	0	0	0	0	0	0	0	0	0	0	
Season Totals		16	1	19	12	7	0.0	0	0	0	0	0	1	0	0	0	0	0	

## CAREER POSTSEASON DEFENSIVE STATISTICS

Year	Team	GP	GS	TT	TACKLES				Yds	INTERCEPTIONS				PD	FUMBLES			Yds
					Solo	Asts	Sk			No	Yds	Lg	TD		FF	FR		
2002	TEN	2	0	0	0	0	0.0	0	0	0	0	0	0	0	0	0	0	
2003	TEN	2	1	10	6	4	0.0	0	0	0	0	0	0	0	0	0	0	
2006	NYJ	1	0	3	2	1	0.0	0	0	0	0	0	0	0	0	0	0	
Career Totals		5	1	13	8	5	0.0	0	0	0	0	0	0	0	0	0	0	

**Additional Statistics:** Special Teams Tackles: 1 in 2003, 1 in 2004, 1 in 2006





**HEIGHT** 6-5  
**WEIGHT** 292  
**AGE** 34 (as of 9/9/07)  
**HOMETOWN** Weymouth, MA  
**HIGH SCHOOL** Archbishop Williams  
**COLLEGE** Boston College  
**EXPERIENCE** 12th NFL season, fourth with the Jets  
**ACQUIRED** Signed as an UFA on 8/6/04 (ARI)

# 66 PETE KENDALL

## GUARD

### CAREER HIGHLIGHTS

- Has played in 159 regular-season games, making 156 starts in 11 seasons.
- Has also started in four postseason contests.
- Was a part of an offensive line that paved the way for RB Curtis Martin to earn his first-ever rushing title with 1,697 yards in 2004. The unit also powered the Jets offense to finish third in the league in total rushing yards (2,388) and second in rushing first downs (135). The Jets' 2004 rushing total (2,388) ranked second all-time in Club history while the team's rushing average (4.5) was tied for the second-highest in team annals.
- A member of the Jets' first offensive line since 1975 (9/28/75 at KC) to lead the way for two 100-yard rushers in the same game (RBs Curtis Martin and LaMont Jordan) and helped total the most offensive yards (472), since 2002 at DET in the Week 8 Monday Night Football victory over Miami in 2004.
- Had 84 consecutive starts at guard earlier in his career (1996-2001).
- Named second-team All-Pro by Football Digest in 1999 while with Seattle.
- In 1996, became the first Seahawks' rookie offensive lineman in 15 years to start a season opener.

### GAMES PLAYED/GAMES STARTED

**Career** (159/156) [4/4]; **2006** (14/14) [1/1]; **2005** (16/16); **2004** (15/15) [2/2]; **2003** (14/13); **2002** (12/12); **2001** (12/11); **2000** (16/16); **1999** (16/16) [1/1]; **1998** (16/16); **1997** (16/16); **1996** (12/11).

### SEASON BY SEASON REVIEW

**2006 (JETS)** Did not allow a sack and helped Chad Pennington throw for 263 yards and two TD in the week 13 win at GB...Started at LG in the week 12 win vs. HOU as the Jets threw for 286 yards and a TD...Helped Leon Washington record the first 100-yard rushing performance of his career in the week five loss at JAX.

**2005 (JETS)** Started the first six games at LG and the last 10 games at C replacing Jonathan Goodwin...Was part of an offensive line that blocked for 184 rushing yards while starting at C in the week 14 win vs. OAK...In the week six loss at BUF he was part of an offensive line that blocked for 149 rushing yards and two rushing TD while replacing Goodwin at C.

**2004 (JETS)** Started in the Jets' third consecutive OT game, a 20-17 Divisional Playoff loss at PIT...Part of an offensive line that helped the offense gain 396 yards and blocked for Pennington to throw for 279 yards in the Jets' 20-17 OT Wild Card victory at SD...Was a member of an offense that racked up 482 total yards (229 rushing, 253 passing) in the Club's 37-14 win vs. SEA. The

### OFF-THE-FIELD

- Earned a degree in Marketing from Boston College.
- He and his wife, Michelle, have two sons, Andrew and Peter, and a daughter, Madison.
- Attended a Harvard Business School program designed to educate NFL players on business during the last offseason.

### BEFORE THE NFL

- First team All-Big East selection as a junior and senior at Boston College.
- Freshman All-America pick by *Football News* in 1992.
- Consensus All-America, Gatorade Circle of Champions, state of Massachusetts and New England Player of the Year at Archbishop Williams High School. All-Scholastic pick by *The Boston Globe*, *Boston Herald* and *Patriot-Ledger*.
- One of 11 players to earn National Football Foundation and Hall of Fame Scholar-Athlete Award recognition.
- Also earned All-Catholic Central League honors as a first baseman.

### CAREER TRANSACTIONS

- Signed by the Jets as an UFA on 8/6/04.
- Released by ARI on 8/1/04.
- Signed with ARI as a UFA on 3/12/01.
- Selected by SEA in the first round (21st overall) of the 1996 NFL Draft.

line did not allow a sack for the fifth game all season and led the way for the Jets' ground game to gain more than 200 yards for the fourth time on the season...Part of an offensive line that helped produce a season-high 26 first downs and 210 yards on the ground, including Curtis Martin's Club-record 40th 100-yard rushing game, in the game 12 win vs. HOU...Helped the offense garner 325 yards for a 5.3-yard average gain per play as the Jets held onto the ball to eat up 34:07 off the clock in the game 11 win at ARI...Started in his 120th career game and led the way for 157 yards on the ground and helped Martin surpass the 1,000-yard mark on the season to become only the second back in NFL history to begin a career with 10 consecutive 1,000-yard seasons...A member of the Jets' first offensive line since 1975 (9/28/75 at KC) to lead the way for two 100-yard rushers in the same game (Curtis Martin and LaMont Jordan) and helped total the most offensive yards (472), since 2002 at DET in the Monday Night Football victory over MIA...Started at LG and was part of a line that helped to tally 438 yards of total offense and open holes for Martin's 196 yards on the ground, the 48th 100-yard game of his career.



**2003 (ARI)** Appeared in the season finale vs. MIN as an extra TE...Started at C prior to leaving the contest at SF after getting injured when he attempted to recover a fumble in the end zone.

**2002 (ARI)** Rebounded from off-season foot surgery to start the first 12 games at LG before succumbing to a left knee sprain at KC.

**2001 (ARI)** Started first 11 games at LG before suffering a foot sprain at OAK...Ended his string of 84 consecutive starts when he was listed as inactive for game 12 vs. WAS.

**2000 (SEA)** Started all 16 games at LG for the fourth consecutive season.

**1999 (SEA)** Started at LG in playoff game vs. MIA...Started all 16 games at LG and held the longest streak along the offensive

line with 56 consecutive starts...Named second-team All-Pro by *Football Digest*.

**1998 (SEA)** Started all 16 games at LG...Helped block for Ricky Watters' career-high 178 yards vs. IND on 12/20...Saw brief action at C on two series replacing starter Chris Gray on 11/29...Assisted in a season-opening 406-yard offensive output in a 38-0 victory at PHI.

**1997 (SEA)** Started 16 games at LG...Missed only five of the offense's 1,042 plays...Member of the offensive line that paved the way for team records for total yards (5,759) and passing yards (4,187).

**1996 (SEA)** Started the season opener at G and became the first SEA rookie to start at G on opening day since 1981 (Edwin Bailey).





<b>HEIGHT</b>	6-4
<b>WEIGHT</b>	300
<b>AGE</b>	23 (as of 9/9/07)
<b>HOMETOWN</b>	Centerville, OH
<b>HIGH SCHOOL</b>	Archbishop Alter HS
<b>COLLEGE</b>	Ohio State
<b>EXPERIENCE</b>	Second NFL season, second with the Jets
<b>ACQUIRED</b>	Chosen by the Jets in the first round (29th overall) of the 2006 NFL Draft

## 74 NICK MANGOLD

### CENTER

#### CAREER HIGHLIGHTS

- Started all 16 games and the playoff game as a rookie in 2006, the first center in Jets' history to start every game his rookie season.
- Selected to the All-Rookie Team as voted by *Pro Football Weekly* and the Pro Football Writers' Association and was mentioned as an AFC Offensive Rookie of the Year candidate by several publications and analysts.
- With teammate D'Brickashaw Ferguson (4th), were the first pair of offensive linemen selected by the same team in the first round since the Los Angeles Rams in 1975 (Dennis Harrah and Doug France).
- Combined with Ferguson, Leon Washington, Brad Smith and Drew Coleman for 47 starts by the rookie class.

#### GAMES PLAYED/GAMES STARTED

Career (16/16) [1/1]; 2006 (16/16) [1/1]

#### SEASON BY SEASON REVIEW

**2006 (JETS)** Started in the Wild Card Playoff Game loss at NE and helped Chad Pennington throw for 300 yards and a TD...Helped Pennington throw for 339 yards in the Week 15 win at MIN...Helped the Jets rush for 178 yards, including RB Cedric Houston's first career 100-yard performance in the Week 13 win at GB...In the Week 7 win vs. DET, he helped six Jets rush for a season-high 221 yards and three TD...Helped Leon Washington record the first 100-yard rushing performance of his career, in the Week 5 loss at JAX...In his first career game he helped Pennington throw for 319 yards and two TD in the opening week victory at TEN.

#### OFF-THE-FIELD

- Mangold and his wife, Jenny, were married in April, 2007.
- Helped raise money and provide holiday cheer for terminally ill children at the Marty Lyons Foundation Holiday Party on 12/18/06.
- Was a Jets spokesman for the Taste of the NFL in partnership with ShopRite on 5/3/07 to help raise money to fight hunger in the Metropolitan Area.
- Nick is the oldest of four, with three younger sisters. His sister Holley is an offensive lineman at Archbishop Alter HS, the first girl to play on the line in an Ohio Division III high school football game, and is a champion powerlifter.
- Favorite TV shows are *The Office*, *Entourage* and *King of Queens*.
- Has his own website, [nickmangold.net](http://nickmangold.net).
- Enjoys traveling in the Carribean.

#### CENTERVILLE

Nick, Mike Nugent and Packers' LB A.J. Hawk all grew up in the same town of Centerville, Ohio and all three attended Ohio State.

The Jets-Packers game in Dec. 2006 was probably the most anticipated NFL game in Centerville since the Bengals played in the Super Bowl. The high school booster club even ran a fund-raising raffle with the grand prize being a trip for two to the game in Green Bay and a chance to meet the town's favorite triplets. The event cleared \$5,000. Also from Centerville: ESPN analyst Kirk Herbstreit; former Eagles defensive lineman Andy Harmon and actor Gordon Jump.

Source: Newsday

#### BEFORE THE NFL

- Three-year starter for Ohio State, serving as a co-captain his senior season.
- Was an Outland Trophy finalist as well as a finalist for the Rimington Trophy - presented to the top center in the country - after not allowing a sack his entire senior season.
- Started every game at center in 2005, helping the offense generate 5,068 yards, an average of 422.3 yards per game.
- Started next to current Jet Adrian Clarke in 2003.
- Three-year starter on both offense and defense and a first-team All-Ohio pick as a senior at Archbishop Alter HS.
- Earned three letters in wrestling and two in track (shot put).
- Hails from the same hometown (Centerville, OH) as Packers' LB A.J. Hawk and Jets' K Mike Nugent. Hawk and Mangold were roommates at Ohio State.

#### CAREER TRANSACTIONS

- Selected by the Jets in the first round (29th overall) of the 2006 NFL Draft. The pick, originally property of DEN, was traded to the Jets from ATL in exchange for DE John Abraham.



**HEIGHT** 5-11  
**WEIGHT** 210  
**AGE** 34 (as of 9/9/07)  
**HOMETOWN** Pittsburgh, PA  
**HIGH SCHOOL** Taylor-Allerdice HS  
**COLLEGE** Pittsburgh  
**EXPERIENCE** In his 12th season and 9th with the Jets  
**ACQUIRED** Signed as an RFA on 3/20/98 (NE)

## 28 CURTIS MARTIN

### RUNNING BACK

#### CAREER HIGHLIGHTS

- Finished the 2005 season as the National Football League's fourth all-time leading rusher with 14,101 yards and currently stands as the NFL's leading active rusher.
- Has the fourth-most rushing attempts in NFL history with 3,298 carries, trailing only Emmitt Smith (4,409), Walter Payton (3,838) and Jerome Bettis (3,369).
- Is the New York Jets' all-time leading rusher with 10,302 yards on a record 2,560 carries for a 4.0 average.
- Earned the 2004 rushing title with 1,697 yards, bettering Shaun Alexander by a single yard.
- Owens 43 regular-season 100-yard games with the Jets and 56 career 100-yard performances in the regular season as a professional.
- Was named to the Pro Bowl four times: 1995, 1998, 2001 and 2004.
- Has been named Jets Team MVP a record four times (1999, 2000, 2001, 2004). The only other player to win the award in three straight seasons was Al Toon (1986-88).
- Owens seven of the Jets' top 10 single-season rushing marks, including the top three spots and five of the top six spots, and

established a team-record 1,697 yards in 2004 via a team-record 371 rushing attempts.

- Racked up 17,430 total yards from scrimmage during the regular season throughout his career on 4,002 touches.
- Ranks sixth all-time in the Jets' record books for career receptions (367) and seventh on the Club's all-time scoring list with 380 points (63 TD and one two-point conversion).
- Martin and Hall of Fame RB Barry Sanders are the only two players to begin their careers with 10 consecutive 1,000-yard rushing seasons.
- Missed four regular-season games throughout the first 10 years of his career (three in 1997 and one in 1998) before he was injured in 2005.
- Rushed for a career-high nine 100-yard games in 2004.
- Earned Jets' Team MVP honors four times in a vote by his teammates (1999-2001, 2004).
- Scored a Jets' record 14 TD in 2004, including 12 rushing TD, also a Jets' record.
- Has thrown two touchdown passes in his career, both to WR Wayne Chrebet (at TB in 2000 and at PIT in 2001).

#### CAREER OFFENSIVE STATISTICS

CAREER TOTALS													
RUSHING									RECEIVING				
Year	Team	GP	GS	Att	Yds	Avg	Lg	TD	No	Yds	Avg	Lg	TD
1995	NE	16	15	368	1,487	4.0	49	14	30	261	8.7	27	1
1996	NE	16	15	316	1,152	3.6	57	14	46	333	7.2	41	3
1997	NE	13	13	274	1,160	4.2	70	4	41	296	7.2	22	1
1998	NYJ	15	15	369	1,287	3.5	60	8	43	365	8.5	23	1
1999	NYJ	16	16	367	1,464	4.0	50	5	45	259	5.8	34	0
2000	NYJ	16	16	316	1,204	3.8	55	9	70	508	7.3	31	2
2001	NYJ	16	16	333	1,513	4.5	47	10	53	320	6.0	27	0
2002	NYJ	16	16	261	1,094	4.2	35	7	49	362	7.4	28	0
2003	NYJ	16	16	323	1,308	4.0	56	2	42	262	6.2	29	0
2004	NYJ	16	16	371	1,697	4.6	25t	12	41	245	6.0	22	2
2005	NYJ	12	12	220	735	3.3	49	5	24	118	4.9	14	0
Career Totals		168	166	3,518	14,101	4.0	70	90	484	3,329	6.9	41	10

#### SEASON BY SEASON REVIEW

**2006 (JETS)** Placed on the PUP list July 27 and moved to the Reserve/PUP list on November 1.

**2005 (JETS)** Was placed on IR on 12/16/05...Listed as inactive due to a knee injury for the Week 14 win vs. OAK, breaking Martin's streak of 119 consecutive games started, which began on 10/19/98 at NE...In the Week 13 loss at NE he accumulated 29 rushing yards on 15 attempts and 26 yards off four receptions...In the Week 12 loss vs. NO he put up 91 rushing yards becoming the fourth player in NFL history to rush for

more than 14,000 yards joining Emmitt Smith, Walter Payton and Barry Sanders. Also had eight receiving yards on three receptions...In the Week 9 loss vs. SD he had 21 carries for 72 yards and a TD, his 90th rushing TD of his career and 100th career TD...In the Week 6 loss at BUF he rushed for 148 yards and a TD on 18 attempts becoming the seventh player to gain more than 17,000 total career yards. Also posted two season-high rushes of 49 and 41 yards.

**2004 (JETS)** Earned All-Pro first-team honors from AP, College



& Pro Football Writers and *Football Digest*. Also earned All-Conference and All-NFL honors from Pro Football Writers Association, as well as All-Pro honors from The Sporting News...Carried the ball 28 times for 153 yards and caught two passes for 22 yards in the Jets' regular-season finale, a 32-29 OT loss at STL. Martin's 11-yard rush during the Jets' second drive moved him ahead of Don Maynard into first place on the Jets' yards-from-scrimmage list with 11,817. His four-yard carry in the third quarter pushed him over the 100-yard mark for the ninth time in 2004 and 42nd time as a Jet. Also moved past Eric Dickerson and Jerome Bettis to take sole possession of fourth place on the NFL's all-time rushing yardage list with 13,366 yards...Recorded 134 rushing yards and two TD on 24 carries in the Jets' 37-14 win over SEA. His two rushing TD gave him 12 on the season and set a Club mark, surpassing the previous high of 11 by RB Emerson Boozer set in 1972...Rushed the ball 23 times for 134 yards and one TD and caught four passes for 20 yards and one TD in the game 12 win vs. HOU...Started his 100th consecutive game and rushed for his sixth 100-yard game of the season on 28 carries for 119 yards and two TD in the Week 10 OT loss vs. BAL...Rushed the ball for 111 yards on 25 carries and scored two TDs in the Week 6 win vs. SF. Passed Marcus Allen for eighth-most rushing yards in NFL history on his one-yard TD run in the fourth quarter. With his two scores, Martin surpassed Freeman McNeil on the Jets' all-time scoring list as he moved into seventh place with 308 points...Became just the 11th player in NFL history to amass 15,000 career yards from scrimmage as he gained 110 yards on 24 carries and scored the Jets' first TD of the day and caught four passes for 31 yards in the Week 3 win at MIA. Martin also moved into 10th place on the all-time rushing yards list passing RB Thurman Thomas...Moved into first place on the Jets' all-time rushing list with his first carry of the Week 2 win at SD, finishing the day with 119 yards (on 32 carries). Ran for 11 yards in the opening drive to top Freeman McNeil's 8,074 rushing yards in a Jets' uniform. Also scored two rushing TD...In the opener vs. CIN, accumulated his third-highest rushing total in his career with 196 yards on 29 carries and one TD. His two-TD performance was his first multiple-TD game since 11/15/01 vs. KC and earned Martin AFC Offensive Player of the Week honors.

**2003 (JETS)** Started all 16 games for the fifth straight year, earning his ninth consecutive 1,000-yard season...Established a career high with 228 all-purpose yards, gaining a season-best 174 yards on 30 carries and 54 yards on four receptions in the Week 15, 6-0 win over PIT. He broke free for a 56-yard run in the fourth quarter, his longest carry since 10/29/98 (60-yard TD run vs. CAR). His 228 total yards from scrimmage tied a Jets record set by Hall of Fame receiver Don Maynard on 11/17/68 at OAK...Gained 84 yards on 25 carries at BUF Week 14 to pass O.J. Simpson (11,236) for 12th place on the NFL's all-time rushing yardage list...carried the ball 19 times for 61 yards in the 27-24 OT win at OAK in Week 10. He became the Jets' all-time leader in rushing attempts, passing RB Freeman McNeil, and crossed the 11,000-yard rushing mark for his career.

**2002 (JETS)** Reached the 1,000-yard mark for the season, running for 106 yards on 26 carries in the 30-17 Week 16 win at NE...Became the 16th player in NFL history to gain 10,000 yards rushing for his career, crossing the mark in the first quarter of the 19-13 win over DEN in Week 14...Was named co-offensive player of the game for his efforts against the Lions, gaining 112 yards on 22 carries in the Week 11 win at DET.

**2001 (JETS)** Finished second in the NFL in rushing to KC RB Priest Holmes with 1,513 yards...In Week 16 vs. BUF, rushed for his seventh 100-yard game of the season via his 20-carry, 123-yard performance, which included his longest run of the season (47 yards). In Week 13 at PIT, was responsible for the Jets' lone TD of the day in throwing a scoring pass to WR Wayne Chrebet...Had his fifth 100-yard game of the season in the Week 10 win over KC when he carried the ball 20 times for 113 yards and three TD, which matched a career high (accomplished one other time in the regular season vs. MIA, 10/15/00, and one time in the postseason with NE in their 1996 in playoff game vs. PIT)...In Week 7 win at CAR, carried the ball 27 times for 159 yards with two runs over 30 yards (30 and 36). Added seven receptions (tying him for team high with WR Laveranues Coles) for 39 yards with a long of 17 yards...Pounded out his third 100-yard game of the season when he rushed 22 times for 120 yards and a TD in Week 5 vs. MIA...Rushed for his 33rd career 100-yard game in Week 4 at BUF when he had 26 carries for 135 yards and two TD.

**2000 (JETS)** Named as the first alternate RB for the AFC Pro Bowl squad with 1,204 rushing yards, nine TD, adding a career-high 70 receptions for 508 yards and two TD. His nine rushing TD were the most by a Jet RB since Brad Baxter's 11 in 1991...Week 14 vs. IND, established a team- and career-high with 203 yards rushing on 30 carries...Rushed the football 34 times for 143 yards and scored three TD in the 34-17 win over NE in Week 6. The three TD tied a personal best and tied a Jets team record. Also had 10 rushing first downs and 11 first downs total which were the most by any Jet since Martin had 13 first downs in the team's January 1999 win over JAX.

**1999 (JETS)** Started all 16 games and set a then-team record for most rushing yards in a season (1,464 yards) and a total of 1,723 yards from scrimmage (second in team history). Ranked second in the AFC and third in the NFL in rushing yards and was voted as first alternate to the Pro Bowl. Marked only the second time a player finished second in the NFL in rushing but did not make the Pro Bowl...In the season finale vs. SEA, he racked up 34 carries for 158 yards with a long run of 50 yards (his longest run of the season) and scored the team's lone TD on a one-yard dive...In Week 15 at DAL, had 26 carries for 113 yards in the team's 22-21 win at Texas Stadium. On final scoring drive, ran eight times for 40 yards, including a crucial 10-yard gain to help position John Hall's 37-yard game-winning FG...In Week 9 vs. ARI, had his third consecutive 100-yard rushing game when he toted the ball 38 times for 131 yards.

**1998 (JETS)** Played and started 15 regular-season games and was 369-1,287 with eight TD rushing and 43-365 with one TD receiving in his first season in a Jets uniform...Appeared as a late replacement for the AFC Squad at the Pro Bowl...Was 21-110 with two TD and had two receptions for 33 yards in Week 13 vs. CAR...Posted his fourth consecutive 100-yard rushing game when he was 25-101-1 in Week 7 vs. ATL...Rushed 28 times for 107 yards Week 6 at NE, tallying his third 100-yard rushing game of the season...Made his Jet debut in game one at SF.

**1997 (NE)** Started 13 games before missing the final three due to a shoulder injury in his final year with NE...Did not play in either playoff game due to shoulder and groin injuries...Finished the season with 274 carries for 1,160 yards and four rushing TD. Had 41 receptions for 296 yards and a TD...Led his team in carries (21) and receptions (six) while





surpassing 100 career receptions at MIN in Week 10...Recorded his longest regular-season TD run vs. CHI in game 4 going 70 yards for a score...Had a stellar game against NYJ in Week 3 going for 199 yards on 40 carries, setting a NE record for carries, and was named NFL Offensive Player of the Week.

**1996 (NE)** Started 15 of 16 regular-season games and all three postseason contests. Rushed for 1,152 yards and 14 TD (led AFC) and earned a return trip to the Pro Bowl... Also had 46 receptions for 333 yards and three TD...His 104 points scored (17 TD, one two-point conversion) placed him second on the team in scoring...Scored his fifth TD of the postseason vs. GB in Super Bowl XXXI and finished the game with 42 yards on 11 carries and an 18-yard TD run...Set three franchise playoff records (rushing yards, rushing TDs, longest TD rush) in the Divisional Playoff game vs. PIT when he was 19-166-3 TD, including a 78-yard TD...Became the 15th player in NFL history to rush for over 1,000 yards in each of his first two seasons and the first back-to-back 1,000-yard seasons for NE since Jim Nance in 1966-67. Scored 30 TD in his first 27 contests, the fourth-quickest start in NFL history after Gayle Sayers (23 games), Steve Van Buren (23) and Jim Brown (26)...Had a season-high 164 yards on 17 carries vs. WAS in Week 6...Tied a franchise record by scoring three TD (one rushing and two receiving) in 31-0 win over ARI in Week 3 when he was 27-90 rushing and 5-33 receiving. Chipped in with a two-point conversion.

**1995 (NE)** Of the nine RB selected before him in the 1995 draft (Ki-Jana Carter - CIN, Tyrone Wheatley - NYG, Napoleon Kaufman - OAK, James Stewart- JAX, Raashan Salaam - CHI, Ray Zellars - NO, Sherman Williams - DAL, Terrell Fletcher - SD,

William Henderson - GB), only Salaam also eclipsed the 1,000-yard mark rushing as a rookie....Rushed 368 times for 1,487 yards and 14 TD and set franchise records in each category. Produced the best rookie rushing performance in the NFL since LA Rams RB Eric Dickerson in 1983. Only Dickerson (1,808), George Rogers (1,674 in 1981 for NO) and Ottis Anderson (1,605 yards in 1979 for STL Cardinals) rushed for more yards in their rookie campaigns than Martin. Only Dickerson (18) and Ickey Woods (15) rushed for more TD...Earned Rookie of the Year honors and was the only rookie chosen to represent the AFC in the Pro Bowl...Set franchise rookie rushing records in every major category and tied an NFL rookie record by eclipsing the 100-yard mark in nine games...Led the AFC in rushing and trailed only Emmitt Smith (1,773) and Barry Sanders (1,500) in the NFL...Only Smith (25) and SEA RB Chris Warren (15) rushed for more TD and only Smith (377) rushed more times than Martin...Became the first rookie to lead the AFC in rushing since SEA RB Curt Warner in 1983...Closed out the season at IND in game 16 with his fifth consecutive 100-yard day when he had 24 carries for 103 yards, the most rushing yards allowed by IND all season...Returned to his hometown and rushed 20 times for 120 yards, the most yards allowed by PIT all season and just the third time they allowed a 100-yard rusher all season...Totaled 187 net yards of offense, including a 142-yard, two-TD rushing performance on 30 carries in the Week 10 win at MIA. Rushed for a season-high 166 yards and two TD on 35 carries vs. NYJ Week 9...Became the first Patriot to rush for 100 yards in his professional debut, against CLE Week 1. Took his first career carry 30 yards before being pushed out of bounds. Scored the game-winning TD in that contest on a second-effort dive with just 19 seconds remaining, finishing with 19 carries and 103 yards.

#### OFF-THE-FIELD

- Met with and spoke to Maurice Ashley's 2002 New York State Champion Dark Knights chess team of Mott Hall Middle School in Harlem.
- Talked to the Roosevelt High School football team after they suffered a loss of one of their own when a former student died of gunshots wounds.
- Purchased 45 tickets for the members of Roosevelt's football team to attend the Jets' 42-17 division-clinching victory over GB.
- Appeared at Esquire Magazine's NY Sports Charity Night to support the Breast Cancer Research Foundation.
- Twice named the Dennis Byrd Award winner (2001, 2002), given to the most inspirational player on the Jets, as voted by his teammates.
- Martin graduated from Taylor-Allderidge High School in Pittsburgh, the same school that produced NewsWeek political writer and editor Howard Fineman, New York Times columnist Murray Chass and legendary Pittsburgh sportscaster Myron Cope.
- Owns an extensive art collection, with some pieces dating to the 17th Century.

#### CAREER TRANSACTIONS

- Signed on an offer sheet as an RFA by the Jets on 3/20/98, which NE declined to match on 3/25/98.
- Selected by NE in the third round (74th overall) of the 1995 NFL Draft.

#### BEFORE THE NFL

- Lettered three years at Pittsburgh.
- Suffered a season-ending ankle injury in his second game of the season vs. Ohio his senior season and was redshirted.
- Opened the season with a 251-yard effort on just 28 carries vs. Texas.
- Declared himself eligible for the 1995 Draft instead of returning for his redshirt senior season.
- As a junior earned honorable mention All-America honors from Football News.
- Also earned first-team All-Big East honors after starting 10 games and rushing for 1,075 yards and seven TD.
- Led all Pittsburgh receivers with 33 receptions for 249 yards and a TD.
- In the season finale vs. Syracuse, erupted for 206 yards and a TD on 37 carries.
- Didn't play high school football until his senior year, when he rushed for 1,705 yards and 20 TD on 229 carries. Rushed for more than 200 yards four times.
- Earned All-State recognition and was voted the City League Player of the Year (1990) by The Pittsburgh Post-Gazette and The Pittsburgh Press.
- Named MVP of the Pennsylvania-Maryland "Big 33" all-star game following his senior season of high school.
- Was named Taylor-Allderidge HS Athlete of the Year as a senior.





MARTIN

2005 GAME-BY-GAME STATISTICS

Date	Opp	GP	GS	Att	RUSHING				No	RECEIVING			
					Yds	Avg	Lg	TD		Yds	Avg	Lg	TD
9/11	at KC	1	1	20	57	2.9	11	0	3	20	6.7	14	0
9/18	vs MIA	1	1	31	72	2.3	14	0	2	6	3.0	3	0
9/25	vs JAX	1	1	18	67	3.7	16	0	2	4	2.0	4	0
10/2	at BAL	1	1	13	30	2.3	8	0	3	15	5.0	6	0
10/9	vs TB	1	1	23	59	2.6	12	2	0	0	0.0	0	0
10/16	at BUF	1	1	18	148	8.2	49	1	2	3	1.5	2	0
10/24	at ATL	1	1	14	28	2.0	11	1	3	26	8.7	9	0
11/6	vs SD	1	1	21	72	3.4	21	1	0	0	0.0	0	0
11/13	at CAR	1	1	19	75	3.9	10	0	1	6	6.0	6	0
11/20	at DEN	1	1	4	7	1.8	3	0	1	4	4.0	4	0
11/27	vs NO	1	1	24	91	3.8	23	0	3	8	2.7	5	0
12/4	at NE	1	1	15	29	1.9	5	0	4	26	6.5	12	0
Season Totals		12	12	220	735	3.3	49	5	24	118	4.9	14	0

2004 GAME-BY-GAME STATISTICS

Date	Opp	GP	GS	Att	RUSHING				No	RECEIVING			
					Yds	Avg	Lg	TD		Yds	Avg	Lg	TD
9/12	vs CIN	1	1	29	196	6.8	24	1	3	7	2.3	7	1
9/19	at SD	1	1	32	119	3.7	12	2	6	25	4.2	7	0
10/3	at MIA	1	1	24	110	4.6	13	1	4	31	7.8	11	0
10/10	vs BUF	1	1	22	77	3.5	11	0	6	23	3.8	8	0
10/17	vs SF	1	1	25	111	4.4	14	2	3	20	6.7	10	0
10/24	at NE	1	1	20	70	3.5	9	0	2	0	0.0	3	0
11/1	vs MIA	1	1	19	115	6.1	25t	1	1	13	13.0	13	0
11/7	at BUF	1	1	19	67	3.5	19	0	0	0	0.0	0	0
11/14	vs BAL	1	1	28	119	4.3	21	2	2	5	2.5	4	0
11/21	at CLE	1	1	17	88	5.2	19	0	0	0	0.0	0	0
11/28	at ARI	1	1	24	99	4.1	19	0	0	0	0.0	0	0
12/5	vs HOU	1	1	23	134	5.8	22	1	4	20	5.0	10	1
12/12	at PIT	1	1	24	72	3.0	13	0	3	35	11.7	14	0
12/19	vs SEA	1	1	24	134	5.6	20	2	0	0	0.0	0	0
12/26	vs NE	1	1	13	33	2.5	5	0	5	44	8.8	22	0
1/2	at STL	1	1	28	153	5.5	20	0	2	22	11.0	11	0
Season Totals		16	16	371	1,697	4.6	25t	12	41	245	6.0	22	2

2003 GAME-BY-GAME STATISTICS

Date	Opp	GP	GS	Att	RUSHING				No	RECEIVING			
					Yds	Avg	Lg	TD		Yds	Avg	Lg	TD
9/4	at WAS	1	1	15	48	3.2	12	0	2	-7	-3.5	-3	0
9/14	vs MIA	1	1	10	32	3.2	9	0	2	-2	-1.0	3	0
9/21	at NE	1	1	15	53	3.5	12	0	4	34	8.5	16	0
9/28	vs DAL	1	1	21	64	3.0	9	0	5	51	10.2	14	0
10/12	vs BUF	1	1	20	77	3.9	9	0	0	0	0.0	0	0
10/19	at HOU	1	1	17	88	5.2	20	0	1	1	1.0	1	0
10/26	at PHI	1	1	20	110	5.5	21	0	3	7	2.3	10	0
11/2	vs NYG	1	1	28	108	3.9	15	0	2	1	0.5	3	0
11/9	at OAK	1	1	19	61	3.2	9	0	1	0	0.0	0	0
11/16	at IND	1	1	13	105	8.1	28	0	2	27	13.5	18	0
11/23	vs JAX	1	1	20	56	2.8	10	0	7	52	7.4	14	0
12/1	vs TEN	1	1	24	67	2.8	17	1	2	3	1.5	4	0
12/7	at BUF	1	1	25	84	3.4	11	0	3	20	6.7	9	0
12/14	vs PIT	1	1	30	174	5.8	56	0	4	54	13.5	29	0
12/20	vs NE	1	1	22	89	4.0	8	0	4	21	5.3	9	0
12/28	at MIA	1	1	24	92	3.8	14	1	0	0	0.0	0	0
Season Totals		16	16	323	1,308	4.0	56	2	42	262	6.2	29	0

## 2002 GAME-BY-GAME STATISTICS

Date	Opp	GP	GS	RUSHING					RECEIVING				
				Att	Yds	Avg	Lg	TD	No	Yds	Avg	Lg	TD
9/8	at BUF	1	1	4	6	1.5	3	0	5	35	7.0	16	0
9/15	vs NE	1	1	4	5	1.3	5	0	3	15	5.0	12	0
9/22	at MIA	1	1	16	43	2.7	10	0	2	20	10.0	13	0
9/29	at JAX	1	1	8	44	5.5	12	0	0	0	0.0	0	0
10/6	vs KC	1	1	21	119	5.7	35	1	4	25	6.3	13	0
10/20	vs MIN	1	1	21	70	3.3	18	1	3	32	10.7	22	0
10/27	vs CLE	1	1	18	65	3.6	15	0	4	39	9.8	17	0
11/3	at SD	1	1	13	37	2.8	17	1	5	34	6.8	13	0
11/10	vs MIA	1	1	19	74	3.9	18	1	4	18	4.5	8	0
11/17	at DET	1	1	22	112	5.1	25	0	4	28	7.0	19	0
11/24	vs BUF	1	1	21	120	5.7	17	1	1	18	18.0	18	0
12/2	at OAK	1	1	11	26	2.4	9	0	2	11	5.5	11	0
12/8	vs DEN	1	1	18	57	3.2	11	1	3	9	3.0	10	0
12/15	at CHI	1	1	21	127	6.0	35	0	4	33	8.3	12	0
12/22	at NE	1	1	26	106	4.1	9	0	1	3	3.0	3	0
12/29	vs GB	1	1	18	83	4.6	20	1	4	42	10.5	28	0
Season Totals		16	16	261	1,094	4.2	35	7	49	362	7.4	28	0

## 2001 GAME-BY-GAME STATISTICS

Date	Opp	GP	GS	RUSHING					RECEIVING				
				Att	Yds	Avg	Lg	TD	No	Yds	Avg	Lg	TD
9/9	vs IND	1	1	20	79	4.0	18	1	6	30	5.0	9	0
9/23	at NE	1	1	24	106	4.4	15	1	3	10	3.3	8	0
10/1	vs SF	1	1	20	76	3.8	18	2	1	20	20.0	20	0
10/7	at BUF	1	1	26	135	5.2	17	2	2	18	9.0	12	0
10/14	vs MIA	1	1	22	120	5.5	27t	1	2	16	8.0	9	0
10/21	vs STL	1	1	14	63	4.5	16	0	0	0	0.0	0	0
10/28	at CAR	1	1	27	159	5.9	36	0	7	39	5.6	17	0
11/4	at NO	1	1	21	66	3.1	12	0	1	0	0.0	0	0
11/15	vs KC	1	1	20	113	5.7	25t	3	2	8	4.0	6	0
11/18	at MIA	1	1	18	66	3.7	20	0	5	13	2.6	4	0
12/2	vs NE	1	1	20	99	5.0	17	0	4	4	1.0	3	0
12/9	at PIT	1	1	18	58	3.2	11	0	4	29	7.3	10	0
12/16	vs CIN	1	1	24	78	3.3	19	0	2	31	11.5	27	0
12/23	at IND	1	1	23	122	5.3	29	0	6	47	7.8	15	0
12/30	vs BUF	1	1	20	123	6.2	47	0	5	47	9.4	27	0
1/6	at OAK	1	1	16	50	3.1	14	0	3	8	2.7	5	0
Season Totals		16	16	333	1,513	4.5	47	10	53	320	6.0	27	0

## 2000 GAME-BY-GAME STATISTICS

Date	Opp	GP	GS	RUSHING					RECEIVING				
				Att	Yds	Avg	Lg	TD	No	Yds	Avg	Lg	TD
9/3	at GB	1	1	30	110	3.7	23	1	6	34	5.7	9	1
1/1	vs NE	1	1	11	47	4.3	13	0	0	0	0.0	0	0
9/17	vs BUF	1	1	29	84	2.9	12	1	4	44	11.0	17	0
9/24	at TB	1	1	18	90	5.0	26	0	8	32	4.0	14	1
10/8	vs PIT	1	1	15	59	3.9	11	0	3	16	5.3	7	0
10/15	at NE	1	1	34	143	4.2	22	3	2	18	9.0	11	0
10/23	vs MIA	1	1	14	65	4.6	34	0	8	72	9.0	15	0
10/29	at BUF	1	1	18	46	2.6	7	0	6	29	4.9	10	0
11/5	vs DEN	1	1	14	71	5.1	38	1	6	68	11.3	31	0
11/12	at IND	1	1	21	93	4.4	15	1	3	26	8.7	12	0
11/19	at MIA	1	1	14	54	3.9	15	0	1	-1	-1.0	-1	0
11/26	vs CHI	1	1	17	29	1.7	8	0	1	-2	-2.0	-2	0
12/3	vs IND	1	1	30	203	6.8	55	1	4	9	2.3	8	0
12/10	at OAK	1	1	17	11	0.6	7	0	5	51	10.2	19	0
12/17	vs DET	1	1	16	52	3.3	16	1	5	57	11.4	19	0
12/24	at BAL	1	1	18	47	2.6	14	0	8	55	6.9	15	0
Season Totals		16	16	316	1,204	3.8	55	9	70	508	7.3	31	2



MARTIN

1999 GAME-BY-GAME STATISTICS

Date	Opp	GP	GS	Att	RUSHING				No	RECEIVING			
					Yds	Avg	Lg	TD		Yds	Avg	Lg	TD
9/12	vs NE	1	1	19	80	4.2	19	0	4	17	4.3	11	0
9/19	at BUF	1	1	9	45	4.5	17	0	1	4	4.0	4	0
9/26	vs WAS	1	1	20	85	4.3	16	1	2	1	0.5	6	0
10/3	at DEN	1	1	31	95	3.1	12	1	3	28	9.3	12	0
10/11	vs JAX	1	1	18	59	3.7	24	0	3	15	5.0	6	0
10/17	vs IND	1	1	23	128	5.6	28	0	1	8	8.0	8	0
10/24	at OAK	1	1	26	123	4.7	28	0	2	14	7.0	9	0
11/7	vs ARI	1	1	38	131	3.4	17	0	4	2	0.5	5	0
11/15	at NE	1	1	31	149	4.8	36t	1	2	8	4.0	14	0
11/21	vs BUF	1	1	23	64	2.8	8	0	7	42	6.0	15	0
11/28	at IND	1	1	19	83	4.4	14	0	3	12	4.0	13	0
12/5	at NYG	1	1	6	4	0.7	3	0	6	24	4.0	11	0
12/12	vs MIA	1	1	24	75	3.1	10	0	1	8	8.0	8	0
12/19	at DAL	1	1	26	113	4.3	20	0	1	6	6.0	6	0
12/27	at MIA	1	1	20	72	3.6	15	1	2	25	12.5	16	0
1/2	vs SEA	1	1	34	158	4.6	50	1	3	45	15.0	34	0
Season Totals		16	16	367	1,464	4.0	50	5	45	259	5.8	34	0

1998 GAME-BY-GAME STATISTICS

Date	Opp	GP	GS	Att	RUSHING				No	RECEIVING			
					Yds	Avg	Lg	TD		Yds	Avg	Lg	TD
9/6	at SF	1	1	22	58	2.6	16	0	4	41	10.3	22	0
9/13	vs BAL	1	1	23	58	2.5	10	0	6	60	10.0	23	0
9/20	vs IND	1	1	23	144	6.3	17	0	2	30	15.0	22	0
10/4	vs MIA	1	1	36	108	3.0	15	1	4	17	4.3	13	0
10/19	at NE	1	1	28	107	3.8	14	0	1	9	9.0	9	0
10/25	vs ATL	1	1	25	101	4.0	13	1	3	35	11.7	17	0
11/1	vs KC	1	1	30	42	1.4	9	0	2	14	7.0	9	0
11/8	vs BUF	1	1	21	54	2.6	8	1	5	17	3.4	12	0
11/15	at IND	1	1	28	134	4.8	11	0	1	2	2.0	2	0
11/22	at TEN	1	1	27	123	4.6	31t	1	3	41	13.7	19	0
11/29	vs CAR	1	1	21	110	5.2	60t	2	2	33	16.5	23	0
12/6	vs SEA	1	1	17	37	2.2	7	1	6	47	7.8	16	0
12/13	vs MIA	1	1	19	71	3.7	12	1	1	0	0.0	0	0
12/19	at BUF	1	1	20	38	1.9	9	0	1	7	7.0	7	0
12/27	vs NE	1	1	29	102	3.5	17	0	2	12	6.0	8	1
Season Totals		15	15	369	1,287	3.5	60t	8	43	365	8.5	23	1

1997 GAME-BY-GAME STATISTICS (NE)

Date	Opp	GP	GS	Att	RUSHING				No	RECEIVING			
					Yds	Avg	Lg	TD		Yds	Avg	Lg	TD
8/31	vs SD	1	1	22	75	3.4	9	0	4	16	4.0	5	0
9/7	at IND	1	1	25	121	4.8	32	0	3	34	11.3	21	1
9/14	vs NYJ	1	1	40	199	5.0	33	1	2	15	7.5	8	0
9/21	vs CHI	1	1	14	79	5.6	70t	1	3	28	9.3	15	0
10/6	at DEN	1	1	15	66	4.4	20	0	3	10	3.3	8	0
10/12	vs BUF	1	1	22	99	4.5	26t	1	1	4	4.0	4	0
10/19	at NYJ	1	1	21	87	4.1	15	0	5	29	5.9	7	0
10/27	vs GB	1	1	18	65	3.6	10	0	4	52	13.0	22	0
11/2	at MIN	1	1	21	104	5.0	37	0	6	36	6.0	15	0
11/9	at BUF	1	1	26	93	3.6	32	1	1	14	14.0	14	0
11/16	at TB	1	1	8	26	3.3	18	0	4	23	5.8	10	0
11/23	vs MIA	1	1	22	80	3.6	14	0	2	18	9.0	13	0
11/20	vs IND	1	1	20	66	3.3	10	0	3	17	5.7	10	0
Season Totals		13	13	274	1,160	4.2	70t	4	41	296	7.2	22	1

# 1996 GAME-BY-GAME STATISTICS (NE)

Date	Opp	GP	GS	Att	RUSHING				TD	No	RECEIVING				TD
					Yds	Avg	Lg				Yds	Avg	Lg		
9/1	at MIA	1	1	11	23	2.1	7		0	0	0	0.0	0		0
9/8	at BUF	1	1	28	90	3.2	13		0	4	20	5.0	10		0
9/15	vs ARI	1	1	27	92	3.4	11		1	5	33	6.6	13t		2
9/22	vs JAX	1	1	24	95	4.0	19		1	2	14	7.0	11		0
10/6	at BAL	1	1	20	52	2.6	18		0	2	17	8.5	9		0
10/13	vs WAS	1	1	17	164	9.6	57		2	1	-6	-6.0	-6		0
10/20	at IND	1	1	25	75	3.0	2		2	1	-1	-1.0	-1		0
10/27	vs BUF	1	1	21	54	2.6	10		1	5	21	4.2	8		1
11/3	vs MIA	1	1	18	53	2.6	10		1	2	56	28.0	41		0
11/10	at NYJ	1	0	15	43	2.9	12		1	5	81	16.2	31		0
11/17	vs DEN	1	1	7	13	1.9	7		1	7	23	3.3	9		0
11/24	vs IND	1	1	35	141	4.0	12t		1	3	28	9.3	24		0
12/1	at SD	1	1	19	63	3.3	19		0	1	14	14.0	14		0
12/8	vs NYJ	1	1	21	94	4.5	19t		1	3	13	4.3	8		0
12/15	at DAL	1	1	20	91	4.6	19t		0	3	19	6.3	9		0
12/21	at NYG	1	1	8	9	1.1	5		2	2	1	0.5	4		0
<b>Season Totals</b>		<b>16</b>	<b>15</b>	<b>316</b>	<b>1,152</b>	<b>3.6</b>	<b>57</b>		<b>14</b>	<b>46</b>	<b>333</b>	<b>7.2</b>	<b>41</b>		<b>3</b>

# 1995 GAME-BY-GAME STATISTICS (NE)

Date	Opp	GP	GS	Att	RUSHING				TD	No	RECEIVING				TD
					Yds	Avg	Lg				Yds	Avg	Lg		
9/3	vs CLE	1	1	19	102	5.4	30		1	0	0	0.0	0		0
9/10	vs MIA	1	1	18	40	2.2	9		0	1	9	9.0	9		0
9/17	at SF	1	1	24	63	2.6	9		0	0	0	0.0	0		0
10/1	at ATL	1	1	14	44	3.1	8		1	1	-1	-1.0	-1		0
10/8	vs DEN	1	1	6	8	1.3	3		0	1	3	3.0	3		0
10/15	at KC	1	0	13	31	2.4	12		0	3	28	9.3	15		0
10/23	vs BUF	1	1	36	127	3.5	20t		1	1	-2	-2.0	-2		0
10/29	vs CAR	1	1	24	85	3.5	14		2	4	30	7.5	21		0
11/5	at NYJ	1	1	35	166	4.7	49		2	1	22	22.0	22		0
11/12	at MIA	1	1	30	142	4.7	23		2	3	45	15.0	27		0
11/19	vs IND	1	1	16	48	3.0	17		1	1	5	5.0	5		0
11/26	at BUF	1	1	27	148	5.5	39		0	2	30	15.0	21		0
12/3	vs NO	1	1	31	112	3.6	11		2	0	0	0.0	0		0
12/10	vs NYJ	1	1	31	148	4.8	32		2	1	6	6.0	6		0
12/16	at PIT	1	1	20	120	6.0	32		0	8	62	7.8	22t		1
12/23	at IND	1	1	24	103	4.3	22		0	3	24	8.0	13		0
<b>Season Totals</b>		<b>16</b>	<b>15</b>	<b>368</b>	<b>1,487</b>	<b>4.0</b>	<b>49</b>		<b>14</b>	<b>30</b>	<b>261</b>	<b>8.7</b>	<b>27</b>		<b>1</b>

# CAREER POSTSEASON OFFENSIVE STATISTICS

Year	Team	GP	GS	Att	RUSHING				TD	No	RECEIVING				TD
					Yds	Avg	Lg				Yds	Avg	Lg		
1996	NE	3	3	49	267	5.4	78		5	8	55	6.9	20		0
1997	NE	0	0	0	0	0.0	0		0	0	0	0.0	0		0
1998	NYJ	2	2	49	138	2.8	15		3	10	97	9.7	27		0
2001	NYJ	1	1	16	106	6.6	22		0	6	34	5.7	20		0
2002	NYJ	2	2	31	141	4.5	15		0	5	43	8.6	19		0
2004	NYJ	2	2	37	143	3.9	13		0	8	76	9.5	23		0
<b>Career Totals</b>		<b>10</b>	<b>10</b>	<b>182</b>	<b>795</b>	<b>4.4</b>	<b>78</b>		<b>8</b>	<b>37</b>	<b>305</b>	<b>8.2</b>	<b>27</b>		<b>0</b>



MARTIN

### SINGLE-GAME CAREER HIGHS

#### NEW YORK JETS

Rushing Attempts	38	vs ARI	11/7/99
Rushing Yards	203	vs IND	12/3/00
Long Run	60t	vs CAR	11/29/98
Long TD Run	60t	vs CAR	11/29/98
Rushing TD	3	vs KC	11/11/01
	3	vs MIA	10/15/00
Receptions	8	at MIA	12/24/00
	8	aatTB	9/24/00
Receiving Yards	60	vs BAL	9/13/98
Long Reception	34	vs SEA	1/2/00
Long TD Reception	8t	vs NE	12/27/98

#### CAREER

Rushing Attempts	40	vs NYJ	9/14/97
Rushing Yards	203	vs IND	12/3/00
Long Run	70t	vs CHI	9/21/97
Long TD Run	70t	vs CHI	9/21/97
Rushing TD	3	vs KC	11/11/01
	3	vs MIA	10/15/05
Receptions	8	at BAL	12/24/00
	8	at TB	9/24/00
	8	at PIT	12/16/95
Receiving Yards	81	vs NYJ	11/20/96
Long Reception	41	vs MIA	11/3/96
Long TD Reception	22t	vs PIT	12/16/95

### NEW YORK JETS CAREER 100-YARD RUSHING GAMES (REGULAR SEASON)

Player	Seasons	100-Yds Games
1. <b>Curtis Martin</b>	<b>1998-</b>	<b>43</b>
2. Freeman McNeil	1981 - 1992	26
3. Matt Snell	1964 - 1972	11
4. John Riggins	1971 - 1975	10
5. Adrian Murrell	1993 - 1997	9
6. Emerson Boozer	1966 - 1975	8
7t. Clark Gaines	1976 - 1980	6
7t. Johnny Hector	1983 - 1992	6
9. Johnny Johnson	1993 - 1994	4

### NEW YORK JETS TOP 10 CAREER RUSHERS

Player	Seasons	Att	Yds	Avg	TD
1. <b>Curtis Martin</b>	<b>1998-</b>	<b>2,560</b>	<b>10,302</b>	<b>4.0</b>	<b>58</b>
2. Freeman McNeil	1981 - 1992	1,798	8,074	4.5	38
3. Emerson Boozer	1966 - 1975	1,291	5,135	4.0	52
4. Matt Snell	1964 - 1972	1,057	4,285	4.1	24
5. Johnny Hector	1983 - 1992	1,051	4,280	4.1	41
6. John Riggins	1971 - 1975	928	3,880	4.2	25
7. Bill Mathis	1960 - 1969	1,044	3,589	3.4	37
8. Adrian Murrell	1993 - 1997	839	3,447	4.1	15
9. Brad Baxter	1990 - 1995	779	2,928	3.8	35
10. Scott Dierking	1977 - 1983	731	2,901	4.0	18

### NEW YORK JETS SINGLE-SEASON RUSHING LEADERS

Player	Seasons	Att	Yds	Avg	TD
1. <b>Curtis Martin</b>	<b>2004</b>	<b>371</b>	<b>1,697</b>	<b>4.6</b>	<b>12</b>
2. <b>Curtis Martin</b>	<b>2001</b>	<b>333</b>	<b>1,513</b>	<b>4.5</b>	<b>10</b>
3. <b>Curtis Martin</b>	<b>1999</b>	<b>367</b>	<b>1,464</b>	<b>4.0</b>	<b>5</b>
4. Freeman McNeil	1985	294	1,331	4.5	3
5. <b>Curtis Martin</b>	<b>2003</b>	<b>323</b>	<b>1,308</b>	<b>4.0</b>	<b>2</b>
6. <b>Curtis Martin</b>	<b>1998</b>	<b>369</b>	<b>1,287</b>	<b>3.5</b>	<b>8</b>
7. Adrian Murrell	1996	301	1,249	4.1	6
8. <b>Curtis Martin</b>	<b>2000</b>	<b>316</b>	<b>1,204</b>	<b>3.8</b>	<b>9</b>
9. <b>Curtis Martin</b>	<b>2002</b>	<b>261</b>	<b>1,094</b>	<b>4.2</b>	<b>7</b>
10. Adrian Murrell	1997	300	1,086	3.6	7

### TOP 5 CAREER RUSHERS IN NFL HISTORY

Player	Seasons	Att	Yds	Avg	Lg	TD
1. Emmitt Smith	15	4,409	18,355	4.2	75	164
2. Walter Payton	13	3,838	16,726	4.4	76	110
3. Barry Sanders	10	3,062	15,269	5.0	85	99
4. <b>Curtis Martin</b>	<b>11</b>	<b>3,518</b>	<b>14,101</b>	<b>4.0</b>	<b>70</b>	<b>90</b>
5. Jerome Bettis	12	3,479	13,662	3.9	71	91

### NEW YORK JETS ALL-TIME SCORING LEADERS

Player	Seasons	TD	Pat	FG	Pts
1. Pat Leahy	1974-91	0	558	304	1470
2. Jim Turner	1964-70	0	238	153	697
3. John Hall	1997-2002	0	205	149	652
4. Don Maynard	1960-72	88	3*	0	534
5. Wesley Walker	1977-89	71	0	0	426
6. Emerson Boozer	1966-75	64	0	0	384
7. <b>Curtis Martin</b>	<b>1998-</b>	<b>63</b>	<b>1</b>	<b>0</b>	<b>380</b>
8. Freeman McNeil	1981-92	50	0	0	300
9. Bill Mathis	1960-69	46	6*	0	288
10. Bobby Howfield	1971-73	0	100	58	274



### NEW YORK JETS TOP 5 CAREER LEADERS IN YARDS FROM SCRIMMAGE

Player	Seasons	Total	Rec	Rush
1. <b>Curtis Martin</b>	<b>1998-</b>	<b>12,741</b>	<b>2,439</b>	<b>10,302</b>
2. Don Maynard	1960-72	11,757	11,732	25
3. Freeman McNeil	1981-92	11,035	2,961	8,074
4. Wesley Walker	1977-89	8,341	8,306	35
5. Wayne Chrebet	1995-2005	7,363	7,365	-2

### 1,000-YARD SEASONS TO BEGIN NFL CAREER

Player	Seasons
Curtis Martin	10
Barry Sanders	10
Eric Dickerson	7





**HEIGHT** 6-2  
**WEIGHT** 215  
**AGE** 28 (as of 9/9/07)  
**HOMETOWN** Naperville, IL  
**HIGH SCHOOL** Naperville North HS  
**COLLEGE** Northern Illinois  
**EXPERIENCE** Seventh NFL season, fourth with the Jets  
**ACQUIRED** Via trade from TEN in exchange for second round draft choice (42nd overall) in the 2004 NFL Draft

## 81 JUSTIN MCCAREINS

### WIDE RECEIVER

#### CAREER HIGHLIGHTS

- Has played in 84 games, making 51 starts, with 191 receptions, 3,032 yards and 16 TD.
- Ranks ninth on the Jets all-time postseason receiving list with 200 yards on 15 catches.
- Has appeared in six postseason games, making three starts, with 21 receptions and 336 yards and a TD.
- Caught his first collegiate TD pass from Frisman Jackson, his NIU teammate for three season.

#### CAREER TRANSACTIONS

- Acquired via trade from TEN on 3/5/04 in exchange for the Jets second round draft choice (42nd overall) in the 2004 NFL Draft.
- Selected by TEN in the fourth round (121st overall) of the 2001 NFL Draft.

#### OFF-THE-FIELD

- Majored in Communications at Northern Illinois.
- Justin and his wife, Sherrone, own three dogs, Spike (Rottweiler), Crissy (Husky), and Sasha (Jack Russell Terrier).
- Handed out gift cards to children at a Dick's Sporting Goods in Brooklyn during the 2006 Holiday Season.
- Attended a private viewing of the movie *Invincible* on 9/12/06 with 200 students from the Generation Jets Academy, in conjunction with the New York Mercantile Exchange Charitable Foundation and National Communications Group.
- Has his own website, [www.jmac81.com](http://www.jmac81.com).

#### CAREER OFFENSIVE STATISTICS

Year	Team	GP	GS	RECEIVING						RUSHING					
				No	Yds	Avg	Lg	TD	Att	Yds	Avg	Lg	TD		
2001	TEN	4	1	3	88	29.3	36	0	0	0	0.0	0	0		
2002	TEN	16	1	19	301	15.8	55	2	2	18	9.0	16	0		
2003	TEN	16	10	47	813	17.3	73	7	1	13	13.0	13	0		
2004	NYJ	16	16	56	770	13.8	43	4	2	-5	-2.5	-2	0		
2005	NYJ	16	16	43	713	16.6	45	2	1	8	8.0	8	0		
2006	NYJ	16	7	23	347	15.1	50	1	0	0	0.0	0	0		
<b>Career Totals</b>		<b>84</b>	<b>51</b>	<b>191</b>	<b>3,032</b>	<b>15.9</b>	<b>73</b>	<b>16</b>	<b>6</b>	<b>34</b>	<b>5.7</b>	<b>16</b>	<b>0</b>		

**Additional Statistics:** Special Teams Tackles: 8 in 2002; 11 in 2003; 2 in 2006.

#### SEASON BY SEASON REVIEW

**2006 (JETS)** Started as the Jets opened in a three WR set and hauled in two passes for 47 yards, including a 42-yarder, in the Week 16 win at MIA...Caught two passes for 70 yards, including a season-high 50-yard reception in the Week 15 win at MIN...Named Jets' Special Teams Player of the Week after logging two tackles on special teams, his first two special teams tackles since 2003...Hauled in a 44-yard TD pass in the Week 7 win vs. DET.

**2005 (JETS)** In the Week 15 loss at MIA he had two receptions for 57 yards, one for a season-long 45 yards...Started his 40th game and caught a four-yard TD on a fade route...In the Week 6 loss at BUF he recorded the first 100-yard game of his career (5-116).

**2004 (JETS)** Caught eight passes for 87 yards in the 20-17 OT Wild Card victory at SD, tied for second-most receptions in a

game in Jets postseason history...Led the team with six receptions for 71 yards, including an 11-yard TD in the Week 11 victory at CLE.

**2003 (TEN)** Had five catches for 92 yards including a 59-yard TD on Monday Night Football in Week 13 at NYJ...Scored on a 58-yard punt return and a 14-yard TD reception in the 38-31 win Week 12 win at ATL.

**2002 (TEN):** Had two of the three longest receptions of the season for TEN, a 49-yard TD in Week 17 at OAK and a 55-yard catch in Week 16 against PIT...In season opener against PHI caught first career TD, a two-yard reception from Steve McNair.

**2001 (TEN)** Missed final 12 games of season with an injury...In Week 3 at JAX, caught his first career reception on 18-yard pass from QB Neil O'Donnell.



# BEFORE THE NFL

- Four-year starter at Northern Illinois, who set school records in receptions (204), receiving yards (2,991) and TD (29) and ranks fourth on all-time list in total TD (30). Is one of only three players in school history to gain more than 4,000 all-purpose yards (4,367).
- Ranked fourth in nation in receiving yards per game (106.0) and all-purpose yardage (183.1 yds/game) and third in PR (19.1). Became second player in NIU history to record over 2,000 all-purpose yards in season (73 rushing, 411 KR, 362 PR, 1,168 receiving).
- Selected first-team All-Conference, All-Area and All-State during senior season at Naperville (IL) North HS, where he caught 34 passes for 644 yards with five TD and returned 21 kickoffs for 438 yards.
- Lettered in track and basketball, where he earned first-team All-DuPage Valley Conference and Loop Player of Year honors as senior.

MCCAREINS

## CAREER RETURN STATISTICS

KICKOFF RETURNS														PUNT RETURNS				
Year	Team	No	Yds	Avg	Lg	TD	No	FC	Yds	Avg	Lg	TD						
2001	TEN	4	70	17.5	21	0	2	0	29	14.5	18	0						
2002	TEN	13	300	23.1	48	0	6	4	44	7.3	16	0						
2003	TEN	13	256	19.7	25	0	29	17	330	11.4	58t	1						
2004	NYJ	0	0	0.0	0	0	14	6	88	6.3	26	0						
2005	NYJ	0	0	0.0	0	0	5	4	28	5.6	12	0						
Career Totals		30	626	20.9	48	0	56	31	519	9.3	58t	1						

## 2006 GAME-BY-GAME STATISTICS

Date	Opp	GP	GS	RECEIVING				TD
				No	Yds	Avg	Lg	
9/10	at TEN	1	0	2	34	17.0	27	0
9/17	vs NE	1	0	4	51	12.8	23	0
9/24	at BUF	1	0	0	0	0.0	0	0
10/1	vs IND	1	0	0	2	0.0	2	0
10/8	at JAX	1	1	0	0	0.0	0	0
10/15	vs MIA	1	1	0	0	0.0	0	0
10/22	vs DET	1	0	1	44	44.0	44t	1
10/29	at CLE	1	1	0	0	0.0	0	0
11/12	at NE	1	1	3	31	10.3	23	0
11/19	vs CHI	1	0	0	0	0.0	0	0
11/26	vs HOU	1	0	2	10	5.0	6	0
12/3	at GB	1	1	1	17	17.0	17	0
12/10	vs BUF	1	1	1	14	14.0	14	0
12/17	at MIN	1	0	2	70	35.0	50	0
12/25	at MIA	1	1	2	47	23.5	42	0
12/31	vs OAK	1	0	5	27	5.4	8	0
<b>Season Totals</b>		<b>16</b>	<b>7</b>	<b>23</b>	<b>347</b>	<b>15.1</b>	<b>50</b>	<b>1</b>

## SINGLE-GAME CAREER HIGHS

Receptions	6	Twice, last time at CLE	11/21/04
Receiving Yards	116	at BUF	10/16/05
Long Reception	73	at HOU	12/21/03
Long TD Reception	59t	at NYJ	12/1/03
TD Receptions	1	16 times, last time vs. DET	10/22/06
Kickoff Returns	6	at NYG	12/1/02
Kickoff Return Yards	113	at NYG	12/1/02
Long Kickoff Return	48	vs. PIT	11/17/02
Punt Returns	5	Twice, last time at CAR	10/19/03
Punt Return Yards	74	vs. OAK	9/7/03
Long Punt Return	58t	at ATL	11/23/03

## CAREER POSTSEASON OFFENSIVE STATISTICS

Year	Team	GP	GS	RECEIVING				TD	RUSHING				TD
				No	Yds	Avg	Lg		Att	Yds	Avg	Lg	
2002	TEN	2	0	2	53	26.5	31	0	0	0	0.0	0	0
2003	TEN	2	1	4	83	20.8	49	1	0	0	0.0	0	0
2004	NYJ	2	2	13	169	13.0	30	0	0	0	0.0	0	0
2006	NYJ	1	1	2	31	15.5	20	0	0	0	0.0	0	0
<b>Career Totals</b>		<b>6</b>	<b>3</b>	<b>21</b>	<b>336</b>	<b>16.0</b>	<b>49</b>	<b>1</b>	<b>0</b>	<b>0</b>	<b>0.0</b>	<b>0</b>	<b>0</b>

**Additional Statistics:** Fumbles/Lost: 2/1 in 2003, 3/0 in 2004. Fumble Recoveries: 1 in 2003. Special Team Tackles: 1 in 2002.

# 2005 GAME-BY-GAME RECEIVING STATISTICS

Date	Opp	GP	GS	No	Yds	Avg	Lg	TD
9/11	at KC	1	1	3	39	13.0	19	0
9/18	vs MIA	1	1	5	87	17.4	37	0
9/25	vs JAX	1	1	1	16	16.0	16	0
10/2	at BAL	1	1	3	59	19.7	32	0
10/9	vs TB	1	1	0	0	0.0	0	0
10/16	at BUF	1	1	5	116	23.2	29	0
10/24	at ATL	1	1	2	46	23.0	35	0
11/6	vs SD	1	1	1	17	17.0	17	0
11/13	at CAR	1	1	2	21	10.5	12	0
11/20	at DEN	1	1	5	73	14.6	19	0
11/27	vs NO	1	1	3	71	23.7	36	1
12/4	at NE	1	1	1	4	4.0	4	0
12/11	vs OAK	1	1	4	45	11.3	15	1
12/18	at MIA	1	1	2	57	28.5	45	0
12/26	vs NE	1	1	4	51	12.8	24	0
1/1	vs BUF	1	1	2	11	5.5	6	0
<b>Season Totals</b>		<b>16</b>	<b>16</b>	<b>43</b>	<b>713</b>	<b>16.6</b>	<b>45</b>	<b>2</b>

# 2003 GAME-BY-GAME RECEIVING STATISTICS

Date	Opp	GP	GS	No	Yds	Avg	Lg	TD
9/7	vs OAK	1	0	3	43	14.3	19	0
9/14	at IND	1	0	2	19	9.5	10	0
9/21	vs NO	1	0	5	44	8.8	15	1
9/28	at PIT	1	0	5	81	16.2	29t	1
10/5	at NE	1	0	2	72	36.0	43	0
10/12	vs HOU	1	1	2	68	34.0	44	0
10/19	at CAR	1	1	1	17	17.0	17	0
10/26	at JAX	1	1	1	8	8.0	8	0
11/9	vs MIA	1	1	3	53	17.7	24t	1
11/16	vs JAX	1	1	3	25	8.3	11	1
11/23	at ATL	1	1	4	72	18.0	25	1
12/1	at NYJ	1	0	5	92	18.4	59t	1
12/7	vs IND	1	1	4	76	19.0	29	0
12/14	vs BUF	1	1	4	37	9.3	19	1
12/21	at HOU	1	1	2	82	41.0	73	0
12/28	vs TB	1	1	1	24	24.0	24	0
<b>Season Totals</b>		<b>16</b>	<b>10</b>	<b>47</b>	<b>813</b>	<b>17.3</b>	<b>73</b>	<b>7</b>

# 2004 GAME-BY-GAME RECEIVING STATISTICS

Date	Opp	GP	GS	No	Yds	Avg	Lg	TD
9/12	vs CIN	1	1	5	66	13.2	24	0
9/19	at SD	1	1	2	9	0.0	7	0
10/3	at MIA	1	1	1	14	14.0	14	0
10/10	vs BUF	1	1	2	32	16.0	17	0
10/17	vs SF	1	1	3	56	18.7	27	0
10/24	at NE	1	1	6	83	13.8	20	0
11/1	vs MIA	1	1	3	56	18.67	27t	1
11/7	at BUF	1	1	2	27	0.0	21	1
11/14	vs BAL	1	1	2	30	15.0	16	0
11/21	at CLE	1	1	6	71	0.0	14	1
11/28	at ARI	1	1	2	23	11.5	13	0
12/5	vs HOU	1	1	4	47	11.8	15	0
12/12	at PIT	1	1	4	78	19.5	43	0
12/19	vs SEA	1	1	3	40	13.3	21	1
12/26	vs NE	1	1	5	76	15.2	36	0
1/2	at STL	1	1	6	62	10.3	17	0
<b>Season Totals</b>		<b>16</b>	<b>16</b>	<b>56</b>	<b>770</b>	<b>13.8</b>	<b>43</b>	<b>4</b>

# 2002 GAME-BY-GAME RECEIVING STATISTICS

Date	Opp	GP	GS	No	Yds	Avg	Lg	TD
9/8	vs PHI	1	0	1	2	2	2t	1
9/15	at DAL	1	0	1	15	15	15	0
9/22	vs CLE	1	0	0	0	0	0	0
9/29	at OAK	1	0	2	57	28.5	49t	1
10/6	vs WAS	1	1	3	35	11.7	16	0
10/13	vs JAX	1	0	2	21	10.5	13	0
10/27	at CIN	1	0	0	0	0	0	0
11/3	at IND	1	0	0	0	0	0	0
11/10	vs HOU	1	0	0	0	0	0	0
11/17	vs PIT	1	0	1	55	55	55	0
11/24	at BAL	1	0	2	33	16.5	18	0
12/1	at NYG	1	0	4	29	7.3	12	0
12/8	vs IND	1	0	0	0	0	0	0
12/16	vs NE	1	0	0	0	0	0	0
12/22	at JAX	1	0	1	8	8	8	0
12/29	at HOU	1	0	2	46	23	36	0
<b>Season Totals</b>		<b>16</b>	<b>1</b>	<b>19</b>	<b>301</b>	<b>15.8</b>	<b>55</b>	<b>2</b>



**HEIGHT** 6-4  
**WEIGHT** 307  
**AGE** 25 (as of 9/9/07)  
**HOMETOWN** Santa Cruz, CA  
**HIGH SCHOOL** Niwot HS  
**COLLEGE** Colorado  
**EXPERIENCE** Second NFL season, second with the Jets  
**ACQUIRED** Signed as a FA on 11/3/05

## 62 MATT MCCHESENEY

GUARD

### CAREER HIGHLIGHTS

- Had three total tackles in three games in 2005.
- Started at right guard in seven games during the 2007 NFL Europa regular season plus World Bowl XV for the Frankfurt Galaxy and was named to the All-NFL Europa League team.
- Clinched a World Bowl XV appearance after the Galaxy finished the season with a 7-3 record and led the league in offense with 3,555 total yards (1,060 rushing and 2,495 passing).

### SEASON BY SEASON REVIEW

**2005 (JETS)** In the Week 17 win vs. BUF he saw action on the defensive line and collected a solo tackle and a tackle for loss of two yards on RB Shaud Williams...Played on the defensive line and was credited with a solo tackle in the Week 16 loss vs. NE...Posted a solo tackle and a QB pressure in the Week 15 loss at MIA in his first NFL action.

### OFF-THE-FIELD

- Majored in History.
- Likes to snowboard and work on the family ranch.
- Helped make improvements to the entrance of Roy Wilkins Park in Flushing, Queens as part of the United Way Hometown Huddle on 10/10/06.

### CAREER TRANSACTIONS

- Allocated by the Jets to NFL Europa on 2/12/07.
- Signed by the Jets to a reserve-future contract on 1/8/07.
- Signed by the Jets to the practice squad on 9/3/06.
- Waived by the Jets on 9/2/06.
- Signed to the Jets active roster on 12/15/05.
- Signed to the Jets practice squad on 11/3/05.
- Signed with STL as a rookie FA on 4/25/05

### BEFORE THE NFL

- Finished his career at Colorado with 123 tackles (87 solo) and a team-leading 11 sacks.
- During McChesney's senior year, he earned honorable mention All-Big 12 honors from both Associated Press and the Big 12 coaches, the Dave Jones Award as the team's most outstanding defensive player and the Derek Singleton Award for spirit, dedication and enthusiasm.
- Earned *PrepStar*, *SuperPrep* and *USA Today* honorable mention All-America honors as a senior at Niwot High and also made *Prep Football Report's* Top 250 list.

## NAMATH vs UNITAS - 9.24.72

Memorial Stadium - MD. On a cold and cloudy September day in Baltimore, Joe Namath outdueled Johnny Unitas as the New York Jets defeated the Baltimore Colts, 44-34. Namath put up a team-record 496 yards and team-record six TD on just 15 of 28 passes while Unitas was 26 of 45 for 376 yards and two TD. Namath and Unitas set a combined NFL passing record with 872 yards between the two future Hall of Fame quarterbacks.

After falling behind 13-6 in the second quarter, Namath put the Jets in command with three TD passes in a span of 1:29 in the second quarter, surrounded by a Don McCauley 93-yard kickoff return. Namath's three scoring strikes went to three different receivers, John Riggins (67 yards), Don Maynard (28 yards) and Richard Caster (10 yards) and the Jets led 27-20 at halftime.

Namath completed his record-setting day with a pair of long TD completions to Caster of 79 and 80 yards on back-to-back offensive plays in the fourth quarter, answering a Colts' touchdown each time.

Namath's 15 completions went to only four receivers (Ed Bell 7-197, Caster 6-204, Riggins 1-67, Maynard 1-28), each of

whom caught at least one TD. On the day, the Jets were outgained by the Colts, 573-412, and ran only 54 offensive plays compared to Baltimore's 78.

<b>Jets</b>	<b>6</b>	<b>21</b>	<b>3</b>	<b>14</b>	<b>-</b>	<b>44</b>
<b>Colts</b>	<b>7</b>	<b>13</b>	<b>0</b>	<b>14</b>	<b>-</b>	<b>34</b>

### SCORING SUMMARY

- 1st** NYJ - Bell 65 pass from Namath (kick failed)  
BAL - Havrilak 40 pass from Unitas (O'Brien kick)
- 2nd** BAL - FG O'Brien 14  
BAL - FG O'Brien 32  
NYJ - Riggins 67 pass from Namath (Howfield kick)  
BAL - McCauley 93 kickoff return (O'Brien kick)  
NYJ - Maynard 28 pass from Namath (Howfield kick)  
NYJ - Caster 10 pass from Namath (Howfield kick)
- 3rd** NYJ - FG Howfield 32
- 4th** BAL - McCauley 1 run (O'Brien kick)  
NYJ - Caster 79 pass from Namath (Howfield kick)  
BAL - Matte 21 pass from Unitas (O'Brien kick)  
NYJ - Caster 80 pass from Namath (Howfield kick)



**HEIGHT** 5-10  
**WEIGHT** 196  
**AGE** 23 (as of 9/9/07)  
**HOMETOWN** Owensboro, KY  
**HIGH SCHOOL** Owensboro HS  
**COLLEGE** Clemson  
**EXPERIENCE** Third NFL season, third with the Jets  
**ACQUIRED** Chosen by the Jets in the second round (57th overall) of the 2005 NFL Draft

## 22 JUSTIN MILLER

### CORNERBACK/KICK RETURNER

#### CAREER HIGHLIGHTS

- Was the lone Jet representative at the 2006 Pro Bowl as a returner.
- Set a Jets record with a 103-yard kick return for a TD on 10/1/06 vs. IND.
- His three career TD returns on kickoffs are the most in Jets history.
- In 2006, tied Leon Burton's club-record (1960) with two kick returns for TD.
- In 2005, established a new Jets single-season record for return yards with 1,577 on 60 attempts as a rookie.
- Has started 12 games in two seasons as a cornerback.

#### CAREER DEFENSIVE STATISTICS

				TACKLES					INTERCEPTIONS				FUMBLES			
Year	Team	GP	GS	TT	Solo	Asts	Sk	Yds	No	Yds	Lg	TD	PD	FF	FR	Yds
2005	NYJ	16	8	44	38	6	0.0	0	0	0	0	0	2	0	0	0
2006	NYJ	16	4	53	46	7	0.0	0	0	0	0	0	6	1	1	0
Career Totals		32	12	97	84	13	0.0	0	0	0	0	0	8	1	1	0

#### SEASON BY SEASON REVIEW

**2006 (JETS)** Named the AFC representative as a returner for the 2007 Pro Bowl...Returned six kicks for 136 yards, the second most KR in Jets' postseason history, in the Wild Card Playoff Game loss at NE...Had a 99-yard return for a TD in the third-quarter of the Week 8 loss at CLE, a game he started at CB and had four tackles and a pass defended...Set a Jets' record with a 103-yard kick return late in the fourth quarter of the Week 4 loss vs. IND, while chipping in nine solo tackles...Recorded five tackles and two passes defended in the opener at TEN.

**2005 (JETS)** Had a 95-yard game-winning kick return for a touchdown in the fourth quarter Week 17 vs. BUF...Made his seventh consecutive start at CB and had nine tackles in the Week 16 loss vs. NE...Made his first career start at CB in place of injured CB David Barrett helping to hold WR Steve Smith to 34 receiving yards and making six tackles (four solo) in the Week 10 loss at CAR.

#### OFF-THE-FIELD

- Sports Management major at Clemson.
- Handed out gift cards at Dick's Sporting Goods to 7th and 8th graders from Brooklyn so they could buy holiday gifts for themselves and their families during the 2006 Holiday Season.
- Took home the title of the NFL's Fastest Man after winning the 40-yard dash at the Pro Bowl festivities in Honolulu, HI.
- Attended the Taste of the NFL in partnership with ShopRite on 5/3/07, to help raise money to fight hunger in the Metropolitan Area.
- Mother Donna Bowman served in the Army as a Drill Instructor for initial entry soldiers for two tours in Korea and one tour in Ft. Gordon (Georgia) before retiring in 2001.

#### BEFORE THE NFL

- Ranks third in Clemson history behind College Football Hall of Fame Inductee Terry Kinard (17, 1978-82) and Fred Knoebel (15, 1950-52) with 13 INT and fourth in school history with 44 PD.
- Leads school in both KR for TD, with five, and KOR average, 30.7 (50 returns). His 30.7 career average is the best in ACC history and the fourth-best in NCAA history.
- Finished with 169 tackles (134 solos), a sack and three FF along with 1,534 yards on 50 KR. Only Derrick Hamilton (1,552, 2001-03) gained more yards in school history.
- Earned All-America first-team selection as a return specialist by The NFL Draft Report, second-team honors from Rivals.com and second-team All-ACC as a DB as a junior.
- In 2004 he returned three kicks for TD (school single-season record) and led the nation with a 331-yard average.
- *USA Today* honorable mention All-American as a senior at Owensboro (KY) HS; ranked as the ninth-best skill athlete in the nation and the second-best player in Kentucky by Super Prep All-American; All-State, All-Area, All-Conference and All-Region as a junior and senior.
- As a senior rushed for 814 yards and 21 TD and caught 19 passes for 498 yards with six scores. Also had eight INT and 19 PD to go with 48 tackles and returned three KOs for TD.
- Ran a 10.6 in the 100 meters in track and won the state title in the long jump as a junior with a jump of 23'4".

#### CAREER TRANSACTIONS

- Selected by the Jets in the second round (57th overall) of the 2005 NFL Draft.





MILLER

## 2006 GAME-BY-GAME STATISTICS

Date	Opp.	GP	GS	TT	TACKLES				Yds	INTERCEPTIONS				PD	FUMBLES			Yds
					Solo	Asts	Sk			No	Yds	Lg	TD		FF	FR		
9/10	at TEN	1	1	5	3	2	0.0	0	0	0	0	0	2	0	0	0		
9/17	vs NE	1	1	5	4	1	0.0	0	0	0	0	0	0	0	0	0		
9/24	at BUF	1	0	3	3	0	0.0	0	0	0	0	0	0	0	0	0		
10/1	vs IND	1	1	9	9	0	0.0	0	0	0	0	0	1	0	0	0		
10/8	at JAX	1	0	2	2	0	0.0	0	0	0	0	0	0	0	0	0		
10/15	vs MIA	1	0	7	7	0	0.0	0	0	0	0	0	0	0	0	0		
10/22	vs DET	1	0	4	4	0	0.0	0	0	0	0	0	0	0	0	0		
10/29	at CLE	1	1	4	3	1	0.0	0	0	0	0	0	1	0	0	0		
11/12	at NE	1	0	1	1	0	0.0	0	0	0	0	0	0	0	0	0		
11/19	vs CHI	1	0	1	1	0	0.0	0	0	0	0	0	0	0	0	0		
11/26	vs HOU	1	0	0	0	0	0.0	0	0	0	0	0	0	0	0	0		
12/3	at GB	1	0	3	3	0	0.0	0	0	0	0	0	1	0	0	0		
12/10	vs BUF	1	0	4	3	1	0.0	0	0	0	0	0	0	1	1	0		
12/17	at MIN	1	0	0	0	0	0.0	0	0	0	0	0	0	0	0	0		
12/25	at MIA	1	0	1	1	0	0.0	0	0	0	0	0	1	0	0	0		
12/31	vs OAK	1	0	4	2	2	0.0	0	0	0	0	0	0	0	0	0		
Season Totals		16	4	53	46	7	0.0	0	0	0	0	0	6	1	1	0		

## 2006 GAME-BY-GAME KICKOFF RETURN STATISTICS

Date	Opp.	No	Yds	Avg	Lg	TD
9/10	at TEN	3	89	29.7	41	0
9/17	vs NE	3	66	22.0	24	0
9/24	at BUF	3	54	18.0	26	0
10/1	vs IND	3	171	57.0	103t	1
10/8	at JAX	8	172	21.5	30	0
10/15	vs MIA	2	50	25.0	29	0
10/22	vs DET	3	98	32.7	56	0
10/29	at CLE	4	161	40.3	99t	1
11/12	at NE	3	103	34.3	62	0
11/19	vs CHI	3	48	16.0	21	0
11/26	vs HOU	0	0	0.0	0	0
12/3	at GB	2	60	30.0	45	0
12/10	vs. BUF	4	116	29.0	42	0
12/17	at MIN	2	45	22.5	24	0
12/25	at MIA	1	24	24.0	24	0
12/31	vs OAK	2	47	23.5	25	0
Season Totals		46	1,304	28.3	103t	2

## CAREER RETURN STATISTICS

Year	Team	KICKOFF RETURNS				TD
		No	Yds	Avg	Lg	
2005	NYJ	60	1,577	26.3	95t	1
2006	NYJ	46	1,304	28.3	103t	2
Career Totals		106	2,881	27.2	103t	3

**Additional Statistics:** Punt Returns: 6 for 9 in 2005.



## CAREER POSTSEASON DEFENSIVE STATISTICS

		TACKLES							INTERCEPTIONS				FUMBLES			
Year	Team	GP	GS	TT	Solo	Asts	Sk	Yds	No	Yds	Lg	TD	PD	FF	FR	Yds
2006	NYJ	1	0	2	2	0	0	0	0	0	0	0	1	0	0	0
Career Totals		1	0	2	2	0	0	0	0	0	0	0	1	0	0	0

## SINGLE-GAME CAREER HIGHS

### DEFENSE

Total Tackles	9	vs. IND	10/1/06
Solo Tackles	9	vs IND	10/1/06
Passes Defensed	2	at TEN	9/10/06

### KICKOFF RETURNS

Returns	8	at JAX	10/8/06
Return Yards	221	vs BUF	1/1/06
Return Avg	57.0	vs IND	10/1/06
Longest Return	103t	vs IND	10/1/06

## NEW YORK JETS' CAREER KICKOFF RETURN YARDAGE LEADERS

Player	Yrs	KR	Yds	Avg	TD
1. Bruce Harper	1977-84	243	5,407	22.3	0
2. Bobby Humphery	1984-89	130	2,974	22.9	2
3. Justin Miller	2005-	106	2,881	27.2	3
4. Aaron Glenn	1994-2001	111	2,578	23.2	0
5. Lou Piccone	1974-76	96	2,297	23.9	2



<b>HEIGHT</b>	6-3
<b>WEIGHT</b>	295
<b>AGE</b>	27 (as of 9/9/07)
<b>HOMETOWN</b>	Gary, IN
<b>HIGH SCHOOL</b>	West Side HS
<b>COLLEGE</b>	Illinois
<b>EXPERIENCE</b>	Fifth NFL season, fifth with the Jets
<b>ACQUIRED</b>	Signed as an undrafted Free Agent in 2002

## 65 **BRANDON MOORE**

### GUARD

#### CAREER HIGHLIGHTS

- Has started in 41 consecutive regular season games and 3 postseason games at right guard for the Jets.
- Was a part of an offensive line that paved the way for RB Curtis Martin to earn his first ever rushing title with 1,697 yards in 2004.
- The Jets' 2004 rushing total (2,388) ranked second all-time in Club history while the team's rushing average (4.5) was tied for the second-most in team annals.
- Switched to offense from defensive tackle during the Jets' 2002 training camp.

#### GAMES PLAYED/GAMES STARTED

**Career** (48/46) [3/3]; **2006** (16/16) [1/1]; **2005** (16/16); **2004** (13/13) [2/2]; **2003** (3/1)

#### SEASON BY SEASON REVIEW

**2006 (JETS)** Started in the Wild Card Playoff Game loss at NE and helped Chad Pennington throw for 300 yards and a TD...Helped Pennington throw for a career-high 339 yards in the Week 15 win at MIN...Part of an offensive that didn't allow a sack and helped the Jets tally 441 yards and five TD in the week 13 win at GB...In the Week 7 win vs. DET, he helped six different Jets rush for a season-high 221 yards and three TD...Started and helped Leon Washington record the first 100-yard rushing game of his career, in the Week 5 loss at JAX...Named Jets' Offensive Player of the Week after the Week 3 victory at BUF, in which he helped the Jets rush for two TD and throw for a third..

**2005 (JETS)** In the Week 15 loss at MIA he started his 30th game at RG and was part of an offensive line that blocked for Brooks Bollinger's career-high 327 passing yards and Cedric Houston's 84 rushing yards...Was part of an offensive line that blocked for 184 rushing yards in the Week 14 win vs. OAK...In the Week 6 loss at BUF he was part of an offensive line that blocked for two rushing TD and 149 rushing yards...Started at RG and was part of an offensive line that blocked for two rushing TD in the Week 5 win vs. TB.

#### NEVER GIVE UP

Brandon was not exactly an overnight NFL success story. He had multiple chances to give up on his dream upon being released by the Jets in 2002. Brandon returned to his hometown of Gary and soaked up knowledge from his older brother, Julian, while waiting patiently for another opportunity.

"I got a part-time job substitute teaching, and I would go to the health club at nights and work out with my brother. People used to ask me all the time, 'So what are you going to do now?' They acted like it was over," Brandon said. "Luckily, I was blessed. I was just patient, and I stuck with it."

**2004 (JETS)** Part of an offensive line that helped the offense gain 396 yards and blocked for Pennington to throw for 279 yards in the Jets' 20-17 OT Wild Card victory at SD...Helped pave the way for Curtis Martin's ninth 100-yard game of the season and 42nd as a Jet when he rushed for 153 yards in the regular-season finale, a 32-29 OT loss at STL...Was a member of an offensive line that racked up 482 total yards (229 rushing, 253 passing) in the Club's 37-14 win vs. SEA. The line did not allow a sack for the fifth game on the season...Led the way for 157 yards on the ground and helped Martin surpass the 1,000-yard mark to become only the second back in NFL history to begin a career with 10 consecutive 1,000-yard seasons...Week 1 vs. CIN, started at RG and was part of a line that helped to tally 438 yards of total offense and open holes for Martin's 196 yards on the ground.

**2003 (JETS)** Made his first career start, playing LG at MIA in Week 17 in place of the injured Dave Scott...Played at both G spots in Week 16 against NE, splitting time at RG with Brent Smith and replacing Scott at LG following an injury to the starter in the fourth quarter...Made his NFL regular-season debut, seeing action at RG in Week 15 against PIT.

#### OFF-THE-FIELD

- Graduated from Illinois with a degree in English in May 2002.
- Participated in the NFL's Continuing Education Program in 2005 at the prestigious Wharton Sports Business Initiative and Wharton Executive Education at the University of Pennsylvania. It focused on personal investments as well as entrepreneurial opportunities.
- Joined teammates and helped hand out turkeys at Bethel AME Church in Harlem in 2005.
- Wife, Regina.

#### CAREER TRANSACTIONS

- Signed to the Jets active roster on 10/22/03.
- Signed to the Jets practice squad on 9/1/03.
- Waived by the Jets on 8/31/03.
- Signed to the Jets active roster on 1/14/03.
- Signed to the Jets practice squad on 12/24/02.
- Waived by the Jets on 8/26/03.
- Signed with the Jets as a rookie FA on 4/26/02

#### BEFORE THE NFL

- In 46 games for the Illini he recorded 155 tackles (96 solos) with 13 sacks and 23 stops behind the line of scrimmage for losses of 79 yards. Was a three-year starter at DT, who was named an All-Big Ten selection in his senior season.
- Led the Northwest Conference with 15 QB sacks and led the team with 91 tackles as a senior at West Side HS.
- All-Northwest pick on offense and defense, who was named to the Indiana Football Coaches Association Top 50 All-State squad and the All Area by the *Hammond Times* and *Gary Post-Tribune*.
- Helped lead West Side to the 1996 Northwest Conference title.

## O'BRIEN TOPS MARINO - 9.21.86

The Meadowlands, NJ - It's been more than two decades since the Jets downed the Dolphins, 51-45 in overtime, and the numbers are still mind-boggling. Quarterbacks Ken O'Brien and Dan Marino combined to throw for 884 net yards passing, still an NFL record. Wesley Walker's four TD catches are still a Jets' record. Marino threw six TD passes, a mark he never again matched in his Hall of Fame career.

O'Brien (29-43-479 yards, 1 INT and 4 TD passes) culminated his career day with a pair of scoring drives. First, he led the Jets 80 yards in the last 1:04 of regulation, hitting Walker on a 21-yard TD pass as time expired to send the game to OT. Three plays after the Jets won the toss, O'Brien hooked up with Walker again on a 43-yard TD bomb to cap the victory.

Marino on the day: 30-50-448-2 INT-6 TD. Check out these receiving numbers: Walker 6-194-4 TD; Al Toon 7-111; Mark Clayton 8-174-1 TD; Mark Duper 7-154-2 TD.

Dolphins	7	14	17	7	0	-	45
Jets	3	28	0	14	6	-	51

#### SCORING SUMMARY

1st	NYJ - FG Leahy 32 MIA - Pruitt 6 pass from Marino (Revez kick)
2nd	NYJ - Hector 1 run (Leahy kick) NYJ - Hector 8 run (Leahy kick) MIA - Johnson 1 pass from Marino (Revez kick) MIA - Duper 13 pass from Marino (Revez kick) NYJ - Walker 65 pass from O'Brien (Leahy kick) NYJ - Walker 50 pass from O'Brien (Leahy kick)
3rd	MIA - Duper 46 pass from Marino (Revez kick) MIA - FG Revez 44 MIA - Hardy 1 pass from Marino (Revez)
4th	NYJ - Bligen 7 run (Leahy kick) MIA - Clayton 4 pass from Marino (Revez kick) NYJ - Walker 21 pass from Marino (Leahy kick)
OT	NYJ - Walker 43 pass from Marino (Leahy kick)



**HEIGHT** 6-2  
**WEIGHT** 314  
**AGE** 24 (as of 9/9/07)  
**HOMETOWN** Ft. Knox, KY  
**HIGH SCHOOL** Waynesville HS (MO)  
**COLLEGE** Missouri  
**EXPERIENCE** Third NFL season, second with the Jets  
**ACQUIRED** Via trade from MIN on 8/31/06

## 95 CJ MOSLEY

### DEFENSIVE TACKLE

#### CAREER HIGHLIGHTS

- Has played in 17 career games and one postseason game (no statistics).
- Has totaled 31 tackles (22 solo), four sacks, one PD and one FF.
- Started two games for MIN in 2005.

#### SEASON BY SEASON REVIEW

**2005 (JETS)** Recorded five tackles (four solo) in Week 14 vs. BUF...Had a sack in his return to Minnesota Week 15.

**2005 (MIN)** Recorded four tackles in Week 14 vs. STL...Made his first career start in Week 13 at DET and recorded three tackles, one sack and the first PD of his career...Had seven tackles, two sacks and one FF in Week 12 vs. CLE.

#### CAREER DEFENSIVE STATISTICS

Year	Team	GP	GS	TT	TACKLES		Sk	Yds	INTERCEPTIONS		PD	FUMBLES	
					Solo	Asts			No	Yds		FF	FR
2005	MIN	12	2	24	16	8	3	17	0	0	1	1	0
2006	NYJ	5	0	7	6	1	1	6	0	0	0	0	0
<b>Career Totals</b>		<b>17</b>	<b>2</b>	<b>31</b>	<b>22</b>	<b>9</b>	<b>4</b>	<b>23</b>	<b>0</b>	<b>0</b>	<b>1</b>	<b>1</b>	<b>0</b>

#### OFF-THE-FIELD

- Majored in Hotel and Restaurant Management.
- His father, Calvin Sr. is retired from the US Army.
- Mosley was born at Ft. Knox (KY) and lived in Germany, California, Georgia, Kansas and Kentucky before settling in Missouri for high school.
- Visited patients at the Bristol-Myers Squibb Children's Hospital at Robert Wood Johnson University Hospital in New Brunswick, NJ on 12/5/06.
- C.J. and his grandfather, Richard Hope, his two brothers, Theo Hightower and William Mosley, and one sister, Michelle Mosley, honor the memory of their mother, Angela Mosley, who passed away from breast cancer in April, 2007 at age 46. Mosley has dedicated his football career to her memory.

#### BEFORE THE NFL

- Recorded 167 tackles (111 solo) with 15.5 sacks, 38 TFL, two FR, two FF, three PD and a blocked kick at Missouri.
- Received *Associated Press* 1st Team All Big 12 honors as a senior, finishing with a career-high 6.5 sacks.
- Named Missouri's Defensive Lineman of the Year twice while in school.
- A three-time first-team All-District selection and All-State selection as a senior at Waynesville HS (MO), where he recorded 21 sacks and 267 tackles throughout his career.
- Finished third in the state in shot put in 2000.

#### CAREER TRANSACTIONS

- Acquired by the Jets along with an undisclosed pick from MIN in exchange for QB Brooks Bollinger.
- Selected by MIN in the sixth round (191st overall) of the 2005 NFL Draft.

#### 2006 GAME-BY-GAME STATISTICS

Date	Opp	GP	GS	TT	TACKLES		Sk	Yds	INTERCEPTIONS		PD	FUMBLES	
					Solo	Asts			Int	Yds		FF	FR
10/29	at CLE	1	0	0	0	0	0	0	0	0	0	0	0
12/10	vs BUF	1	0	5	4	1	0	0	0	0	0	0	0
12/17	at MIN	1	0	1	1	0	1	6	0	0	0	0	0
12/25	at MIA	1	0	0	0	0	0	0	0	0	0	0	0
12/31	vs OAK	1	0	1	1	0	0	0	0	0	0	0	0
<b>Season Totals</b>		<b>5</b>	<b>0</b>	<b>7</b>	<b>6</b>	<b>1</b>	<b>1</b>	<b>6</b>	<b>0</b>	<b>0</b>	<b>0</b>	<b>0</b>	<b>0</b>



**HEIGHT** 5-9  
**WEIGHT** 188  
**AGE** 25 (as of 9/9/07)  
**HOMETOWN** Centerville, OH  
**HIGH SCHOOL** Centerville HS  
**COLLEGE** Ohio State  
**EXPERIENCE** Third NFL season, third with the Jets  
**ACQUIRED** Chosen by the Jets in the second round (47th overall) in the 2005 NFL Draft

# 1 MIKE NUGENT

KICKER

## CAREER HIGHLIGHTS

- Has converted on his last 18 regular season field goal attempts, the second longest streak in Jets' history behind Pat Leahy's 22 consecutive FG in 1985-86.
- Hit all three of his field goal attempts in the Wild Card Playoff loss at NE.
- Kicked his career-best 54-yard FG 11/26/06 vs. HOU.
- Converted 88.5 percent of his FG attempts in 2006 (24 of 27), the most accurate season in Jets' history, eclipsing Pat Leahy's 88.5 percent (23 of 26) in 1990.

## CAREER TRANSACTIONS

- Selected by the Jets in the second round (47th overall) of the 2005 NFL Draft.

## BACK TO SCHOOL

Mike Nugent went back to Ohio State during this off-season to finish up classes, which lead to his graduation on June 10, 2007 with a degree in Logistics Management.

"It is really about transporting, importing/exporting things nationally and internationally, basically it is about how this product gets from here to there," Nugent said of his major. "It is something you don't think about. With everything you buy, 16-19 percent of the price of the product came from the logistics. It is something you don't realize, but everything you use had to have been shipped at one point from here or there."

## CAREER KICKING STATISTICS

Year	Team	GP	FG	FGA	Pct	Lg	Blk	XP	XPA	Pct	Blk	Pts
2005	NYJ	16	22	28	78.6	49	1	24	24	100.0	0	90
2006	NYJ	16	24	27	88.9	54	0	34	35	97.1	0	106
<b>Career Totals</b>		<b>32</b>	<b>46</b>	<b>55</b>	<b>83.6</b>	<b>54</b>	<b>1</b>	<b>58</b>	<b>59</b>	<b>98.3</b>	<b>0</b>	<b>196</b>

## SEASON BY SEASON REVIEW

**2006 (JETS)** Had 106 points, and made 24-of-27 FGA, including his last 18 in a row in the regular season and 3-3 in the playoff game...Hit the first game-winning field goal of his career, a 30-yarder with 14 seconds on the clock, at MIA in Week 16, Christmas Night in the rain in front of a national Monday Night Football audience as the Jets prevailed, 13-10...Connected on his second career 50-plus yard FG when he crushed a 52-yard kick in the second quarter in the Week 15 win at MIN...Named Jets' Special Teams Player of the Week after tying his career-high with four FG, 14 points and a tackle Week 12 win vs. HOU. He also connected on a 54-yarder, the second longest kick in team history.

**2005 (JETS)** In the Week 15 loss at MIA pooched a punt for 18 yards that was downed on the 17-yard line by James Dearth, and had a tackle...Kicked four FG and had 14 points as well as recording a tackle in the Week 14 win vs. OAK...Recorded his first career FG from 41 yards in the Week 2 win vs. MIA...Had his first career FG attempt blocked by former Chief and current Jet Eric Hicks after slipping on his approach.

## OFF-THE-FIELD

- Graduated from Ohio State June 10, 2007 with a degree in Logistics Management. He finished his course work in the Spring of 2007.
- Attended the United Way Gridiron Gala on 4/11/07, to help celebrate the NFL's 30-year partnership with the United Way.
- Attended the Taste of the NFL in partnership with ShopRite on 5/3/07, to help raise money to fight hunger in the Metropolitan.
- Has his own website, [www.mikenugent1.com](http://www.mikenugent1.com).
- Grew up in Centerville, same hometown as former Ohio State teammates, Jets' C Nick Mangold and Packers' LB A.J. Hawk.



## BEFORE THE NFL

- Connected on 72 of 88 FG attempts (81.8%), with a long of 55 yards, in his four-year career at Ohio State, where he held 22 school records.
- Winner of the Lou Groza Award in 2004, given to the nation's top kicker, and a consensus All-America choice.
- Became the first Buckeye kicker ever to earn first-team All-America honors in 2002 when he set a school-record with 120 points.
- Earned second-team Division I Associated Press All-Ohio selection and first-team Western Ohio League and All-Southwest Ohio choice as a senior at Centerville High School after converting 13 of 17 FG, a school record 165 PAT and totaled 262 points in his four-year career.
- In 2000, he connected on five of seven FG and was perfect on 29-of-29 PAT and kicked a school-record 52-yard FG. Played QB, throwing for three TD and rushing for seven scores as a senior. Served as team captain and was awarded offensive MVP honors that year.



## 2006 GAME-BY-GAME STATISTICS

Date	Opp	GP	FG	FGA	FG Pct	Lg	Blk	XP	XPA	XP Pct	Blk	Pts
9/10	at TEN	1	1	3	33.0	19	0	2	3	66.7	0	5
9/17	vs NE	1	1	1	100.0	42	0	2	2	100.0	0	5
9/24	at BUF	1	0	0	0.0	0	0	4	4	100.0	0	4
10/1	vs IND	1	0	0	0.0	0	0	4	4	100.0	0	4
10/8	at JAX	1	0	0	0.0	0	0	0	0	0.0	0	0
10/15	vs MIA	1	2	2	100.0	33	0	2	2	100.0	0	8
10/22	vs DET	1	1	1	100.0	33	0	4	4	100.0	0	7
10/29	at CLE	1	2	3	66.7	47	0	1	1	100.0	0	7
11/12	at NE	1	1	1	100.0	34	0	2	2	100.0	0	5
11/19	vs CHI	1	0	0	0.0	0	0	0	0	0.0	0	0
11/26	vs HOU	1	4	4	100.0	54	0	2	2	100.0	0	14
12/3	at GB	1	1	1	100.0	24	0	5	5	100.0	0	8
12/10	vs BUF	1	2	2	100.0	38	0	1	1	100.0	0	7
12/17	at MIN	1	4	4	100.0	52	0	2	2	100.0	0	14
12/25	at MIA	1	2	2	100.0	30	0	1	1	100.0	0	7
12/31	vs OAK	1	3	3	100.0	35	0	2	2	100.0	0	11
<b>Season Totals</b>		<b>16</b>	<b>24</b>	<b>27</b>	<b>88.9</b>	<b>54</b>	<b>0</b>	<b>34</b>	<b>35</b>	<b>97.1</b>	<b>0</b>	<b>106</b>

(18G, 34N, 30N) (42G) () () (33G, 33G) (33G) (27G,52N,47G) (34G) () (23G,34G,54G,40G) (24G) (30G, 38G) (25G, 52G, 45G, 20G)(22G,30G)(35G, 22G, 35G)

## 2005 GAME BY GAME STATISTICS

Date	Opp	GP	FG	FGA	FG Pct	Lg	Blk	XP	XPA	XP Pct	Blk	Pts
9/11	at KC	1	0	1	0.0	-	1	1	1	100.0	0	1
9/18	vs MIA	1	1	1	100.0	41	0	2	2	100.0	0	5
9/25	vs JAX	1	2	2	100.0	35	0	2	2	100.0	0	8
10/2	at BAL	1	1	1	100.0	21	0	0	0	-	-	3
10/9	vs TB	1	0	2	0.0	-	0	2	2	100.0	0	2
10/16	at BUF	1	1	1	100.0	44	0	2	2	100.0	0	5
10/24	at ATL	1	0	0	-	-	-	2	2	100.0	0	2
11/6	vs SD	1	2	3	66.7	35	0	2	2	100.0	0	8
11/13	at CAR	1	1	1	100.0	22	0	0	0	-	-	3
11/20	at DEN	1	0	0	-	-	-	0	0	-	-	0
11/27	vs NO	1	4	5	80.0	45	0	1	1	100.0	0	13
12/4	at NE	1	1	1	100.0	38	0	0	0	-	-	3
12/11	vs OAK	1	4	4	100.0	35	0	2	2	100.0	0	14
12/18	at MIA	1	2	2	100.0	42	0	2	2	100.0	0	8
12/26	vs NE	1	0	0	-	-	-	3	3	100.0	0	3
1/1	vs BUF	1	3	4	75.0	49	0	3	3	100.0	0	12
<b>Season Totals</b>		<b>16</b>	<b>22</b>	<b>28</b>	<b>78.6</b>	<b>49</b>	<b>1</b>	<b>24</b>	<b>24</b>	<b>100.0</b>	<b>0</b>	<b>90</b>

**Additional Statistics:** 2005: One Punt for 17 yards (downed inside the 20); Special Teams Tackles: 4 in 2005, 4 in 2006.

(28B)(41G)(35G,25G)(21G)(40N,48N)(44G)(51N,35G,22G)(22G)(29G,45G,41G,38G,53N)(38G)(33G,20G,35G,21G)(42G,42G)(49G,43N,25G,34G)



NUGENT

#### CAREER POSTSEASON KICKING STATISTICS

Year	Team	GP	FG	FGA	Pct	Lg	Blk	XP	XPA	Pct	Blk	Pts
2006	NYJ	1	3	3	100.0	37	0	1	1	100.0	0	10
<b>Career Totals</b>		<b>1</b>	<b>3</b>	<b>3</b>	<b>100.0</b>	<b>37</b>	<b>0</b>	<b>1</b>	<b>1</b>	<b>100.0</b>	<b>0</b>	<b>10</b>

#### SINGLE-GAME CAREER HIGHS

FG Made	4	Four times, last at MIN	12/17/06
FG Att	5	vs. NO	11/27/05
Points	14	Three times, last at MIN	12/17/06
Longest FG	54	vs. HOU	11/26/06

#### NEW YORK JETS' ALL-TIME LONGEST FIELD GOALS

Player	Yards	Opp	Date
Pat Leahy	55	vs CHI	12/14/85
John Hall	55	at SEA	8/31/97
<b>Mike Nugent</b>	<b>54</b>	<b>vs HOU</b>	<b>11/26/06</b>
John Hall	54	at STL	10/11/98
Pat Leahy	53	at NE	10/20/85
John Hall	53	vs IND	10/5/97
John Hall	53	at OAK	1/6/02
Doug Brien	53	at MIA	10/3/04
<b>Mike Nugent</b>	<b>52</b>	<b>at MIN</b>	<b>12/17/06</b>
Pat Leahy	52	vs PIT	9/6/84
Pat Leahy	52	at NE	10/20/85
John Hall	52	vs BUF	9/16/97

#### NEW YORK JETS' CONSECUTIVE FIELD GOALS MADE LIST

Rank	Name	Streak	Year(s)
1.	Pat Leahy	22	1985-86
<b>2.</b>	<b>Mike Nugent</b>	<b>18</b>	<b>2006 - (Streak Alive)</b>
3.	Pat Leahy	17	1990
4.	Nick Lowery	13	1994
5.	Pat Leahy	11	1981
6t.	Pat Leahy	10	1986-87
6t.	Pat Leahy	10	1988-89

#### BEST SINGLE-SEASON FIELD GOAL PERCENTAGE IN JETS' HISTORY

Rank	Name	Year	FMG	FGA	Pct
<b>1.</b>	<b>Mike Nugent</b>	<b>2006</b>	<b>24</b>	<b>27</b>	<b>88.9</b>
2.	Pat Leahy	1990	23	26	88.5
3.	Nick Lowery	1994	20	23	87.0
4.	Doug Brien	2003	27	32	84.4
5.	Doug Brien	2004	24	29	82.8

## FOURTH QUARTER COMEBACKS

Quarterback	Seasons	Comebacks (regular season)
Ken O'Brien	1983-92	14
Vinny Testaverde	1998-2003,05	14
Joe Namath	1965-76	13
Chad Pennington	2000-06	6
Richard Todd	1976-83	5
Al Dorow	1960-61	4
Ray Lucas	1997-2000	3
Johnny Green	1962-63	2
Pat Ryan	1978-89	2
Rick Mirer	1999	2
Dick Wood	1963-64	1
Al Woodall	1969-74	1
Bill Demory	1973	1
Matt Robinson	1977-79	1
Boomer Esiason	1993-95	1
Bubby Brister	1995	1
Neil O'Donnell	1996-97	1
Glenn Foley	1997	1
Quincy Carter	2004	1
Brooks Bollinger	2005	1

**NOTE:** Richard Todd and Joe Namath each have one fourth quarter comeback in the postseason.





**HEIGHT** 6-3  
**WEIGHT** 225  
**AGE** 31 (as of 9/9/07)  
**HOMETOWN** Knoxville, TN  
**HIGH SCHOOL** Webb School  
**COLLEGE** Marshall University  
**EXPERIENCE** Eighth NFL season, eighth with the Jets  
**ACQUIRED** Chosen by the Jets in the first round (18th overall) in the 2000 NFL Draft

## 10 CHAD PENNINGTON QUARTERBACK

### CAREER HIGHLIGHTS

- Was selected AP Comeback Player of the Year in 2006 as he started 16 games for the first time in his career.
- In the three seasons he has started at least 12 games (2002, 04, 06), Pennington has led the Jets to the playoffs.
- Has five playoff starts (2-3), and ranks first in completions (107), attempts (178), yards (1,166) and TD (seven) in Jets' postseason history.
- Enters the 2007 season having attempted 1,659 passes and completed 1,080 passes (65.1%) for 11,973 yards with 72 TD for a Jets' franchise best passer rating of 89.3.
- The 89.3 passer rating places him seventh all-time among quarterbacks (Young, Manning, Warner, Montana, Bulger and Culpepper).
- Pennington's 65.1 completion percentage is second all-time for quarterbacks with at least 1,500 attempts behind Kurt Warner (65.6).
- In 2002, took over the starting QB job in the fifth game of the year and had an 8-4 record as the starter. Established a club record with his 68.9 completion percentage and led the NFL with his 104.2 passer rating, also a team record.
- Earned AFC Offensive Player of the Week honors three times in 2002, the first Jets player since Ken O'Brien in 1986 to accomplish that.
- Possesses the top four single-season completion percentage marks in club history (68.9, 2002; 65.4, 2004; 64.5, 2006; 63.6, 2003)

### MEETING ELMO

On a Tuesday in December, Chad joined Head Coach Eric Mangini, Laveranues Coles and Ben Graham for a taping of *Elmo's World* for an episode of *Sesame Street*.



Chad, who had his son Cole in tow, was impressed by the whole operation. "These guys work extremely hard to produce an amazing kids' show," Pennington said.

### CAREER TRANSACTIONS

- Selected by the Jets in the first round (18th overall) of the 2000 NFL Draft as the first of four first-round draft picks the Jets had in 2000. Shaun Ellis (12th), John Abraham (13th) and Anthony Becht (27th) were also selected.

### CAREER PASSING STATISTICS

Year	Team	GP	GS	Att	Cmp	Pct	Yds	Yds/Att	TD	Int	LG	SK	Yds Lst	Rating
2000	NYJ	1	0	5	2	40.0	67	13.4	1	0	62	1	4	127.1
2001	NYJ	2	0	20	10	50.0	92	4.6	1	0	24	1	8	79.6
2002	NYJ	15	12	399	275	68.9	3,120	7.8	22	6	47	22	135	104.2
2003	NYJ	10	9	297	189	63.6	2,139	7.2	13	12	65t	25	160	82.9
2004	NYJ	13	13	370	242	65.4	2,673	7.2	16	9	48	18	103	91.0
2005	NYJ	3	3	83	49	59.0	530	6.4	2	3	37	9	52	70.9
2006	NYJ	16	16	485	313	64.5	3,352	6.9	17	16	71t	30	172	82.6
<b>Career Totals</b>		<b>60</b>	<b>53</b>	<b>1,659</b>	<b>1,080</b>	<b>65.1</b>	<b>11,973</b>	<b>7.2</b>	<b>72</b>	<b>46</b>	<b>71t</b>	<b>106</b>	<b>634</b>	<b>89.3</b>

**Career Record as a Starter:** 31-22 (.585) - 8-4 (.667) in 2002, 4-5 (.444) in 2003, 8-5 (.615) in 2004, 1-2 (.333) in 2005, 10-6 (.625) in 2006.

### SEASON BY SEASON REVIEW

**2006 (JETS)** Threw for a postseason-high 300 yards on 23 of 40 passing with a TD in the Wild Card Playoff Game loss at NE. Found WR Jericho Cotchery for a 77-yard TD, the longest play of both players' careers and the longest offensive scoring play in Jets' postseason history...In the rain Christmas night Week 16 at MIA, found Leon Washington for a 64-yard catch and run before the two-minute warning to set up the winning field goal

for a 13-10 victory...Established a new career-high with 339 yards passing on 29 of 39 in the Week 15 win at MIN...In the two-week stretch encompassing the second half of Week 12 vs. HOU and the first half Week 13 at GB, Pennington led the Jets to 48 points on eight scoring drives (6 TD, 2 FG) in 10 possessions. He threw for 400 yards on 36 of 44 passing with three TD in that span, including 12 straight over the two games...Finished 22 of



37 for 306 yards and two TD, including a 71-yard strike to WR Jerricho Cotchery, in the Week 2 loss vs. NE...Named AFC Offensive Player of the Week and Jets' Offensive Player of the Week as he threw for 319 yards on 24 of 33 passing and two TD in the opening week victory at TEN.

**2005 (JETS)** Placed on injured reserve on 10/31/05...Season was ended Week 3 vs. JAX. He left three plays into the third quarter, then returned early in the fourth quarter helping force OT in a game the Jets eventually lost.

**2004 (JETS)** Completed 23 of 33 passes for 279 yards and two TD, including a 47-yard TD pass to WR Santana Moss in the third quarter of the Jets' 20-17 OT Wild Card victory at SD...Against SEA Week 15, put up a rating of 148.1 when he was 18 of 24 passing for 253 yards and 3 TD...Started in his first career opening-day game and completed 20 of 27 passes for 224 yards and two TD for a 123.1 passer rating and followed that up with 258 yards and 2 TD at SD Week 2 for a 125.4 rating.

**2003 (JETS)** Achieved a perfect 158.3 passer rating Week 11 at IND, completing 11 of 14 passes (78.6%) for 219 yards and three TD...Made his first start of the year and completed 27 of 45 passes for 281 yards, tied a career high with four TD and had two INT in the Week 9 OT loss to NYG...Suffered a wrist injury in the Jets' fourth preseason game vs. NYG on 8/23.

#### OFF-THE-FIELD

- Recipient of the Dennis Byrd Award for the Most Inspirational Player on the Jets as voted by his teammates
- Was given the Achievement in Sports Award by the Big Brothers and Big Sisters of New York City on 4/23/07, in NYC.
- Attended the Taste of the NFL in partnership with ShopRite on 5/3/07, to help raise money to fight hunger in the Metropolitan Area.
- Received the sixth annual Call to Courage Award for the NFL player or coach who exemplifies character and leadership on and off the field, at home and in his community from the Western NY chapter of Athletes in Action.
- Joined teammates Laveranues Coles and Ben Graham, and Head Coach Eric Mangini in taping a segment for Sesame Street's "Elmo's World" on 12/12/06. Chad's son Cole also appeared in the show.
- Named the Jets 2006 Walter Payton Man of the Year for the impact he has had on people's lives.
- Chad and his wife Robin established the 1st and "10" Foundation ([www.Istand10Foundation.com](http://www.Istand10Foundation.com)) in 2003 with the mission to build stronger communities by funding programs and institutions that seek to improve quality of life throughout West Virginia, Tennessee and the New York Metropolitan area.
- The foundation helped Starlight Starbright place Fun Centers (mobile entertainment units for pediatric patients) in hospitals in New York, Knoxville and Huntington, West Va.
- Was named the Jets' Ed Block Courage Award winner in 2004.
- He and Robin also work very closely annually with the New York Area Chapter of the Leukemia and Lymphoma Society helping the organization dedicated to funding blood cancer research and providing education and patient services.
- In 2004 he was one of nine NFL players featured in the annual United Way commercials.
- Initiated a program in 2003 called "Share Your Soles." With the help of teammates each year, the Penningtons raise \$10,000 to purchase sneakers and backpacks for children of the Interfaith Nutrition Network's homeless shelters on Long Island.
- Has been a frequent visitor to area hospitals and schools

**2002 (JETS)** In his postseason debut, completed 19 of 25 passes (76.0%) for 222 yards with three TD good for a 142.0 passer rating in the 41-0 win over IND in the AFC Wild Card Game...Threw for four TD on 17 completion in the season finale vs. GB as the Jets clinched the AFC East title...The week before at NE threw for 285 yards and 3 TD...Put up his first four-TD game of his career Week 11 at DET...Set an NFL record for completion percentage over his first four starts (93-121, 76.0%), when he posted QB ratings of 108.8, 124.7, 101.9 and 102.6...Made his first career start in Week 5 vs. KC, completing 23 of 30 passes for 245 yards with two TD and an INT...Came on in relief of an injured Vinny Testaverde and completed 21 of 34 passes for 281 yards with one INT Week 4 at JAX.

**2001 (JETS)** Played in two regular-season games, the season opener vs. IND and Week 6 vs. STL, throwing one TD pass (Becht).

**2000 (JETS)** Saw his first NFL action Week 15 at OAK. Entered game after Vinny Testaverde was injured (groin) late in the first half and back up Ray Lucas tweaked an ankle. Replaced Lucas for two plays and re-entered game late in the fourth quarter and connected on a 62-yarder to Jerald Sowell and on fourth-and-goal, a five-yard TD pass to Wayne Chrebet.

throughout his career with the Jets, and is a popular banquet speaker.

- Participated in the 2002 Jets' Readers Club Program and Football 101/201 for Women program.
- He and his father annually host a football camp in his hometown of Knoxville each summer.
- Holds an annual charity bowling event each April in Huntington, West Va.
- Also supported the United Way through their 2002 Gridiron Greats Dinner.
- As a former National Football Foundation Scholar Athlete (1999), makes regular appearances in continued support of the program.
- Chad and Robin have two sons, Cole and Luke.

#### BEFORE THE NFL

- Was named the top student-athlete in the country by the St. Louis Athletic Club after leading Marshall to a perfect 13-0 record his senior season.
- Passed for more than 300 yards in 19 games and had at least three TD passes in 25 career games. His 123 TD, 63.3 completion pct., 1,084 completions, 1,712 attempts and 14,098 passing yards established new school career records.
- An all-MAC first-team and Offensive Player of the Year selection, Cam Henderson Award recipient (Marshall's top student-athlete), as well as a two-time recipient of the Anson Mount Award—given by Playboy Magazine to the nation's top student-athlete. Also, a finalist for the Davey O'Brien National Quarterback Award and John Unitas Golden Arm Award.
- Completed 292 of 433 passes (67.4%) for 4,006 yards and 38 TD in 13 games as a senior.
- Established an NCAA season record for most TD passes (24) from a passer to a single receiver (Randy Moss), breaking the previous mark of 19 (Elvis Grbac-Desmond Howard, Michigan, 1991 and Andre Ware-Manny Hazzard, Houston, 1989).
- Lettered four times in football and three times in basketball at The Webb School in Knoxville, where he threw for 3,331 yards and 25 TD in his final season.

# 2006 GAME-BY-GAME STATISTICS

Year	Team	GP	GS	Att	Cmp	Pct	Yds	Yds/Att	TD	Int	LG	SK	Yds Lst	Rating
9/10	at TEN	1	1	33	24	72.7	319	9.7	2	0	41	2	17	123.2
9/17	vs NE	1	1	37	22	59.5	306	8.3	2	1	71t	4	20	92.8
9/24	at BUF	1	1	29	19	65.5	183	6.3	1	0	47	1	1	94.5
10/1	vs IND	1	1	23	17	73.9	207	9.0	1	1	33t	3	21	97.6
10/8	at JAX	1	1	17	10	58.8	71	4.2	0	3	20	4	20	28.9
10/15	vs MIA	1	1	29	17	58.6	175	6.0	2	0	58t	2	6	99.1
10/22	vs DET	1	1	22	16	72.7	189	8.6	1	1	44t	2	12	94.7
10/29	at CLE	1	1	28	11	39.3	108	3.9	0	2	23	1	3	21.1
11/12	at NE	1	1	33	22	66.7	168	5.1	1	1	23	1	7	76.3
11/19	vs CHI	1	1	35	19	54.3	162	4.6	0	2	22	2	6	42.8
11/26	vs HOU	1	1	31	24	77.4	286	9.2	1	0	36	1	9	115.8
12/3	at GB	1	1	35	25	71.4	263	7.5	2	2	25	0	0	88.2
12/10	vs BUF	1	1	35	22	62.9	182	5.2	1	2	23	3	18	61.8
12/17	at MIN	1	1	39	29	74.4	339	8.7	1	1	50	2	16	98.1
12/25	at MIA	1	1	29	14	48.3	237	8.2	1	0	64	1	8	87.9
12/31	vs OAK	1	1	30	22	73.3	157	5.2	1	0	18	1	8	96.1
<b>Season Totals</b>		<b>16</b>	<b>16</b>	<b>485</b>	<b>313</b>	<b>64.5</b>	<b>3,352</b>	<b>6.9</b>	<b>17</b>	<b>16</b>	<b>71T</b>	<b>30</b>	<b>172</b>	<b>82.6</b>

# 2005 GAME-BY-GAME STATISTICS

Year	Team	GP	GS	Att	Cmp	Pct	Yds	Yds/Att	TD	Int	LG	SK	Yds Lst	Rating
9/11	at KC	1	1	34	21	61.8	264	7.8	0	1	33	3	19	73.7
9/18	vs MIA	1	1	30	19	63.3	190	6.3	2	0	37	2	17	103.5
9/25	vs JAX	1	1	19	9	47.4	76	4.0	0	2	30	4	16	18.6
<b>PLACED ON INJURED RESERVE, 10/31</b>														
<b>Season Totals</b>		<b>3</b>	<b>3</b>	<b>83</b>	<b>49</b>	<b>59.0</b>	<b>530</b>	<b>6.4</b>	<b>2</b>	<b>3</b>	<b>37</b>	<b>9</b>	<b>52</b>	<b>70.9</b>

# 2004 GAME-BY-GAME STATISTICS

Year	Team	GP	GS	Att	Cmp	Pct	Yds	Yds/Att	TD	Int	LG	SK	Yds Lst	Rating
9/12	vs CIN	1	1	27	20	74.1	224	8.3	2	0	46t	1	5	123.1
9/19	at SD	1	1	29	22	75.9	258	8.9	2	0	48	0	0	125.4
10/3	at MIA	1	1	24	14	58.3	143	6.0	0	1	31	3	18	58.2
10/10	vs BUF	1	1	42	31	73.8	304	7.2	1	1	41	2	6	91.8
10/17	vs SF	1	1	30	20	66.7	222	7.4	0	0	27	0	0	88.5
10/24	at NE	1	1	30	19	63.3	162	5.4	0	0	20	0	0	77.4
11/1	vs MIA	1	1	19	11	57.9	189	9.9	3	0	47	1	0	131.4
11/7	at BUF	1	1	15	7	46.7	141	9.4	1	1	33	1	13	74.6
12/5	vs HOU	1	1	27	20	74.1	155	5.7	2	1	18	1	5	97.0
12/12	at PIT	1	1	31	17	54.8	189	6.1	0	3	43	0	0	33.6
12/19	vs SEA	1	1	24	18	75.0	253	10.5	3	0	34	0	0	148.1
12/26	vs NE	1	1	36	22	61.1	252	7.0	1	2	36	3	19	68.3
1/2	at STL	1	1	36	21	58.3	181	5.0	1	0	17	6	37	80.9
<b>Season Totals</b>		<b>13</b>	<b>13</b>	<b>370</b>	<b>242</b>	<b>65.4</b>	<b>2,673</b>	<b>7.2</b>	<b>16</b>	<b>9</b>	<b>48</b>	<b>18</b>	<b>103</b>	<b>91.0</b>

# 2003 GAME-BY-GAME STATISTICS

Year	Team	GP	GS	Att	Cmp	Pct	Yds	Yds/Att	TD	Int	LG	SK	Yds Lst	Rating
10/26	at PHI	1	0	24	14	58.3	154	6.4	0	1	25	2	14	60.1
11/2	vs NYG	1	1	45	27	60.0	281	6.2	4	2	25t	3	21	89.2
11/9	at OAK	1	1	27	18	66.7	269	10.0	2	0	65t	0	0	123.8
11/16	at IND	1	1	14	11	78.6	219	15.6	3	0	62t	3	27	158.3
11/23	vs JAX	1	1	39	25	64.1	236	6.1	1	1	29	2	15	78.6
12/1	vs TEN	1	1	23	18	78.3	231	10.0	2	2	39	2	8	101.3
12/7	at BUF	1	1	29	15	51.7	155	5.3	0	1	23	5	28	53.1
12/14	vs PIT	1	1	25	15	60.0	144	5.8	0	0	29	0	0	76.1
12/20	vs NE	1	1	43	24	55.8	229	5.3	0	5	24	4	17	31.2
12/28	at MIA	1	1	28	22	78.6	221	7.9	1	0	45	4	30	111.5
<b>Season Totals</b>		<b>10</b>	<b>9</b>	<b>297</b>	<b>189</b>	<b>63.6</b>	<b>2,139</b>	<b>7.2</b>	<b>13</b>	<b>12</b>	<b>65t</b>	<b>25</b>	<b>160</b>	<b>82.9</b>





## 2002 GAME-BY-GAME STATISTICS

Year	Team	GP	GS	Att	Cmp	Pct	Yds	Yds/Att	TD	Int	LG	SK	Yds Lst	Rating
9/15	vs NE	1	0	10	3	30.0	39	3.9	0	0	21	2	4	43.3
9/22	at MIA	1	0	3	2	66.7	32	10.7	0	1	21	1	8	62.5
9/29	at JAX	1	0	34	21	61.8	281	8.3	0	1	31	1	4	75.7
10/6	vs KC	1	1	29	22	75.9	237	8.2	2	1	27t	3	25	108.0
10/20	vs MIN	1	1	29	24	82.8	324	11.2	1	0	34	2	8	124.7
10/27	vs CLE	1	1	26	19	73.1	183	7.0	2	1	37t	1	8	101.9
11/3	at SD	1	1	37	28	75.7	253	6.8	1	0	20	2	5	102.6
11/10	vs MIA	1	1	27	17	63.0	167	6.2	0	0	42	1	0	80.3
11/17	at DET	1	1	26	21	80.8	229	8.8	4	1	31	1	10	126.9
11/24	vs BUF	1	1	24	15	62.5	178	7.4	1	0	28	1	8	99.0
12/2	at OAK	1	1	34	22	64.7	265	7.8	2	1	37	2	19	95.8
12/8	vs DEN	1	1	30	19	63.3	244	8.1	1	0	34	3	27	99.9
12/15	at CHI	1	1	33	22	66.7	207	6.3	1	0	22	1	7	93.9
12/22	at NE	1	1	33	23	69.7	285	8.6	3	0	47	0	0	126.5
12/29	vs GB	1	1	24	17	70.8	196	8.2	4	0	43	1	2	134.7
<b>Season Totals</b>		<b>15</b>	<b>12</b>	<b>399</b>	<b>275</b>	<b>68.9</b>	<b>3,120</b>	<b>7.8</b>	<b>22</b>	<b>6</b>	<b>47</b>	<b>22</b>	<b>135</b>	<b>104.2</b>

## 2001 GAME-BY-GAME STATISTICS

Year	Team	GP	GS	Att	Cmp	Pct	Yds	Yds/Att	TD	Int	LG	SK	Yds Lst	Rating
9/9	vs IND	1	0	6	1	16.7	24	4.0	0	0	24	0	0	43.8
10/21	vs STL	1	0	14	9	64.3	68	4.9	1	0	19	1	8	99.7
<b>Season Totals</b>		<b>2</b>	<b>0</b>	<b>20</b>	<b>10</b>	<b>50.0</b>	<b>92</b>	<b>4.6</b>	<b>1</b>	<b>0</b>	<b>24</b>	<b>1</b>	<b>8</b>	<b>79.6</b>

## 2000 GAME-BY-GAME STATISTICS

Year	Team	GP	GS	Att	Cmp	Pct	Yds	Yds/Att	TD	Int	LG	SK	Yds Lst	Rating
12/10	at OAK	1	0	5	2	40	67	13.4	1	0	62	1	4	127.1
<b>Season Totals</b>		<b>1</b>	<b>0</b>	<b>5</b>	<b>2</b>	<b>40</b>	<b>67</b>	<b>13.4</b>	<b>1</b>	<b>0</b>	<b>62</b>	<b>1</b>	<b>4</b>	<b>127.1</b>

## CAREER POSTSEASON PASSING STATISTICS

Year	Team	GP	GS	Att	Cmp	Pct	Yds	Yds/Att	TD	Int	LG	SK	Yds Lst	Rating
2001	NYJ	0	0	0	0	0.0	0	0	0	0	-	0	0	0.0
2002	NYJ	2	2	72	40	55.6	405	5.6	4	2	56	6	22	78.8
2004	NYJ	2	2	66	44	66.7	461	7.0	2	1	47t	5	26	90.5
2006	NYJ	1	1	40	23	57.5	300	7.5	1	1	77t	3	22	79.2
<b>Career Totals</b>		<b>5</b>	<b>5</b>	<b>178</b>	<b>107</b>	<b>60.1</b>	<b>1,166</b>	<b>6.6</b>	<b>7</b>	<b>4</b>	<b>77t</b>	<b>14</b>	<b>70</b>	<b>83.2</b>

## ALL-TIME FRANCHISE PASSING YARDAGE LEADERS

Player	Att	Cmp	Pct	Yds	TD	Int	Rating
1. Joe Namath	3,655	1,836	50.2	27,057	170	215	65.8
2. Ken O'Brien	3,465	2,039	58.8	24,386	124	95	81.0
3. Richard Todd	3,623	1,433	54.6	18,241	110	138	68.6
4. Vinny Testaverde	1,833	1,083	59.1	12,357	77	57	80.5
5. Chad Pennington	1,659	1,080	65.1	11,973	72	46	89.3

## NFL CAREER COMPLETION PERCENTAGE LEADERS (MIN. 1,500 ATTEMPTS)

Passer	Att-Comp	Pct	Yards	TD	Int
K. Warner (98-06)	2,508-1,645	65.6	20,591	125	83
<b>C. Pennington (00-)</b>	<b>1,659-1,080</b>	<b>65.1</b>	<b>11,973</b>	<b>72</b>	<b>46</b>
M. Bulger (02-)	2,106-1,357	64.4	16,233	95	59
S. Young (85-99)	4,149-2,667	64.3	33,124	232	107
D. Culpepper (99-)	2,741-1,759	64.2	21,091	137	91
P. Manning (98-)	4,890-3,131	64.0	37,586	275	139

## CAREER 300-YARD PASSING GAMES

Date	Team	W/L	Att	Cmp	Pct	Yds	Rating
12/17/06	at MIN	Win	39	29	74.4	339	98.1
10/20/02	vs MIN	Win	29	24	82.8	324	124.7
9/10/06	at TEN	Win	33	24	72.7	319	123.2
9/17/06	vs NE	Loss	37	22	59.5	306	92.8
10/10/04	vs BUF	Win	42	31	73.8	304	91.8
1/7/07*	vs NE	Loss	40	23	57.5	300	79.2

\*Wild Card Playoff Game

## SINGLE-GAME CAREER HIGHS

PASSING		
Attempts	45	vs NYG 11/2/03
Completions	31	vs BUF 10/10/04
Percentage	82.8*	vs MIN 10/20/02
Yards	339	at MIN 12/17/06
Longest Pass	71t	vs NE 9/17/06
Touchdowns	4	Three Times, Last Time vs NYG 11/2/03
Interceptions	5	vs NE 12/20/03
Rating	158.3#	at IND 11/16/03

\*Jets' record; # Highest possible rating

## RUSHING

Yards	26	at MIA 12/25/06
Long Rush	16	Twice, Last Time at STL 1/2/05
Touchdowns	2	vs NE 12/20/03
Long TD Rush	10	vs NE 12/20/03

## CAREER RUSHING STATISTICS

Year	Team	GP	GS	Att	Yds	Avg	Lg	TD
2000	NYJ	1	0	1	0	0.0	0	0
2001	NYJ	2	0	1	11	11.0	11	0
2002	NYJ	15	12	29	49	1.7	14	2
2003	NYJ	10	9	21	42	2.0	10t	2
2004	NYJ	13	13	34	126	3.7	16	1
2005	NYJ	3	3	6	27	4.5	14	0
2006	NYJ	16	16	35	109	3.1	-	0
<b>Career Totals</b>		<b>60</b>	<b>53</b>	<b>127</b>	<b>364</b>	<b>2.9</b>	<b>16</b>	<b>5</b>



**HEIGHT** 5-10  
**WEIGHT** 195  
**AGE** 30 (as of 9/9/07)  
**HOMETOWN** Harrisburg, PA  
**HIGH SCHOOL** Harrisburg (PA) High School  
**COLLEGE** Pittsburgh  
**EXPERIENCE** Seventh NFL season, second with the Jets  
**ACQUIRED** Signed as a FA on 10/11/06

## 31 HANK POTEAT

### CORNERBACK

#### CAREER HIGHLIGHTS

- Has played in 65 games, making eight starts, with 64 tackles, one sack, five PD, one FF and four FR.
- Appeared in eight postseason games, making one start, with 13 tackles and two PD.
- Was a member of the Super Bowl XXXIX Champion New England Patriots after signing with NE in time for the 2004 NFL Playoffs.
- Had the unique distinction of playing against MIA two straight weeks in 2006. Played for NE on 10/8 and played for the Jets on 10/15. Poteat's team won on both occasions.

#### CAREER DEFENSIVE STATISTICS

Year	Team	GP	GS	TT	TACKLES				INTERCEPTIONS		FUMBLES		
					Solo	Asts	Sk	Yds	No	Yds	PD	FF	FR
2000	PIT	15	0	0	0	0	0	0	0	0	0	0	0
2001	PIT	13	0	1	1	0	0	0	0	0	0	0	2
2002	PIT	13	0	8	8	0	0	0	0	0	1	0	1
2003	TB	1	0	0	0	0	0	0	0	0	0	0	0
2004	DID NOT PLAY DURING REGULAR SEASON												
2005	NE	10	1	21	17	4	1	9	0	0	0	1	0
2006	NE	2	1	2	1	1	0	0	0	0	1	0	0
	NYJ	11	6	32	23	9	0	0	0	0	3	0	1
2006	Totals	13	7	34	24	10	0	0	0	0	4	0	1
<b>Career Totals</b>		<b>65</b>	<b>8</b>	<b>64</b>	<b>50</b>	<b>14</b>	<b>1</b>	<b>9</b>	<b>0</b>	<b>0</b>	<b>5</b>	<b>1</b>	<b>4</b>

**Additional Statistics:** Special Teams Tackles: 9 in 2000, 6 in 2001, 8 in 2002, 3 in 2003, 1 in 2006.

#### SEASON BY SEASON REVIEW

**2006 (JETS/NE)** Made six tackles (5 solo) in AFC Wild Card Round loss at NE...Notched six tackles, all solo, in Week 15 at MIN...Tallied seven tackles and one PD in Week 13 at GB...Recorded six tackles (4 solo) in Week 12 vs. HOU...Started the year with NE, was waived by both NE and the Jets before re-signing with NE on 9/27 and appearing in two games, starting one, making two tackles on defense, one pass defended and one special teams tackle. Re-signed with the Jets on 10/11 after he was waived by NE 10/10.

**2005 (NE)** Made his first career regular season start and led the team with nine tackles (8 solo) in Week 17 vs. MIA.

**2004 (NE)** Recorded one tackle in Super Bowl XXXIX victory vs. PHI...Collected two tackles and one PD in AFC Championship vs. PIT...Signed by NE on 1/11/05.

**2003 (TB)** Saw action in one game for TB after being signed on 10/21.

**2002 (PIT)** Made first career start as PIT opened with five DB in AFC Wild Card Playoff game vs. CLE, responded with two tackles, and four kick returns for 55 yards...Notched three tackles in Week 16 at TB.

**2001 (PIT)** Registered his first career tackle and returned two punts for 10 yards and one kick return for 19 yards in Week 6 vs. TB.

**2000 (PIT)** Led the team with 24 kick returns for 465 yards...Posted two PR for 56 yards, including a 53-yard TD return in Week 16 vs. WAS.



## OFF-THE-FIELD

- Majored in business at Pittsburgh.
- Hank and his wife Jasmine have two daughters, Ariana Mia and Sierra Mariah, and one son, Hank Poteat III.
- Hank and his wife helped put two of his four younger siblings through college.
- Born in Philadelphia.

## BEFORE THE NFL

- Finished his Pittsburgh career with 136 tackles, 10 INT, a school record 1,917 KR yards, 90 rushing yards and 54 receiving yards.
- Earned All-Big East honors as a senior after posting 55 tackles, three INT, nine PD and one FF over 11 starts.
- Was the last Pitt defensive back before Jets 2007 first round pick Darrelle Revis to earn All-Big East honors in back-to-back years.
- Established a single-season record during his junior season with 764 KR yards on 36 returns.
- Twice earned all-conference honors as a DB and RB at Harrisburg High.
- Lettered three times in basketball and track.
- Attended prep school at Maine Central Institute in 1995.

## CAREER TRANSACTIONS

- Signed by the Jets as a FA on 10/11/06.
- Waived by NE on 10/10/06.
- Signed by NE as a FA on 9/27/06.
- Waived by the Jets on 9/2/06.
- Signed by the Jets as a FA on 9/1/06.
- Waived by NE on 8/29/06.
- Signed by NE as a FA on 10/19/05.
- Waived by NE on 8/30/05.
- Signed by NE as a FA on 1/11/05.
- Waived by CAR on 9/5/04.
- Signed by CAR as a UFA on 12/30/03.
- Waived by TB on 11/12/03.
- Signed by TB as a FA on 10/21/03.
- Waived by PIT on 8/31/03.
- Selected in the third round (77th overall) of the 2000 NFL Draft.

## CAREER RETURN STATISTICS

Year	Team	No	Fc	PUNT RETURNS			LG	TD	KICK RETURNS				
				Yds	Avg				No	Yds	Avg	Lg	TD
2000	PIT	36	7	467	13.0		54	1	24	465	19.4	31	0
2001	PIT	36	14	292	8.1		39	0	16	250	15.6	30	0
2002	PIT	4	2	29	7.3		11	0	5	103	20.6	25	0
2006	NYJ	1	0	0	0.0		0	0	0	0	0.0	0	0
<b>Career Totals</b>		<b>77</b>	<b>23</b>	<b>788</b>	<b>10.2</b>		<b>54</b>	<b>1</b>	<b>45</b>	<b>818</b>	<b>18.2</b>	<b>31</b>	<b>0</b>

## 2006 GAME-BY-GAME STATISTICS (NE/JETS)

Date	Opp	GP	GS	TT	TACKLES			Yds	INTERCEPTIONS		FUMBLES	
					Solo	Ast	Sack		No	Yds	FF	FR
10/1	at CIN*	1	0	2	1	1	0	0	0	0	0	0
10/8	vs MIA*	1	1	0	0	0	0	0	0	0	0	0
10/15	vs MIA	1	0	1	1	0	0	0	0	0	0	0
10/22	vs DET	1	0	2	1	1	0	0	0	0	0	0
10/29	at CLE	1	0	0	0	0	0	0	0	0	0	0
11/12	at NE	1	0	0	0	0	0	0	0	0	0	0
11/19	vs CHI	1	0	0	0	0	0	0	0	0	0	0
11/26	vs. HOU	1	1	6	4	2	0	0	0	0	0	0
12/3	at GB	1	1	7	6	1	0	0	0	0	0	0
12/10	vs BUF	1	1	5	2	3	0	0	0	0	0	0
12/17	at MIN	1	1	6	6	0	0	0	0	0	0	0
12/25	at MIA	1	1	2	1	1	0	0	0	0	0	0
12/31	vs OAK	1	1	3	2	1	0	0	0	0	0	1
<b>Season Totals</b>		<b>13</b>	<b>7</b>	<b>34</b>	<b>24</b>	<b>10</b>	<b>0</b>	<b>0</b>	<b>0</b>	<b>0</b>	<b>0</b>	<b>1</b>

\* Played for Patriots

## CAREER POSTSEASON DEFENSIVE STATISTICS

Year	Team	GP	GS	TT	TACKLES			Yds	INTERCEPTIONS		FUMBLES	
					Solo	Asts	Sk		No	Yds	Pd	FR
2002	PIT	2	1	2	2	0	0	0	0	0	0	0
2004	NE	3	0	3	3	0	0	0	0	0	1	0
2005	NE	2	0	2	1	1	0	0	0	0	1	0
2006	NYJ	1	1	6	5	1	0	0	0	0	0	0
<b>Career Totals</b>		<b>8</b>	<b>2</b>	<b>13</b>	<b>11</b>	<b>2</b>	<b>0</b>	<b>0</b>	<b>0</b>	<b>0</b>	<b>2</b>	<b>0</b>

## CAREER POSTSEASON RETURN STATISTICS

Year	Team	No	Fc	PUNT RETURNS			LG	TD	KICK RETURNS				
				Yds	Avg				No	Yds	Avg	Lg	TD
2002	PIT	0	0	0	0		0	0	4	55	13.8	20	0
<b>Career Totals</b>		<b>0</b>	<b>0</b>	<b>0</b>	<b>0</b>		<b>0</b>	<b>0</b>	<b>4</b>	<b>55</b>	<b>13.8</b>	<b>20</b>	<b>0</b>



**HEIGHT** 6-3  
**WEIGHT** 325  
**AGE** 28 (as of 9/9/07)  
**HOMETOWN** Salt Lake City, UT  
**HIGH SCHOOL** East HS  
**COLLEGE** Utah  
**EXPERIENCE** Third NFL season, third with the Jets  
**ACQUIRED** Chosen by the Jets in the third round (88th overall) of the 2005 NFL Draft

## 91 SIONE POUHA

### DEFENSIVE TACKLE

#### CAREER HIGHLIGHTS

- Appeared in 14 games in 2005, recording 10 tackles (seven solo) and one pass defended.

#### SEASON BY SEASON REVIEW

**2005 (JETS)** Placed on Injured Reserve on 8/13/06.

**2005 (JETS)** In the Week 17 win vs. BUF he rotated in on the defensive line and was credited with two solo tackles and his first career PD...Notched one tackle in his first NFL game in the Week 1 loss at KC.

#### OFF-THE-FIELD

- Son of Sonasi and Susana Pouha, natives of Tonga.
- Behavioral Science and Health major.
- Handed out gift cards at Dick's Sporting Goods to 7th and 8th graders from Brooklyn for the holiday season.
- Wife, Katie, and two sons, Viliami and Sonasi, Jr.

#### CAREER TRANSACTIONS

- Selected by the Jets in the third round (88th overall) of the 2005 NFL Draft.

#### BEFORE THE NFL

- Signed a letter of intent with Utah in 1997, then left for an LDS church mission to Pittsburgh (1998-2000).
- Started 10 games and earned first-team All-Conference as a senior in 2004 after he finished with 36 tackles, four PD and one INT. Helped lead Utah to the 2005 Fiesta Bowl as part of the BCS.
- Earned *USA Today* honorable mention All-America as a senior at Salt Lake City East HS in 1996.

#### 2005 GAME-BY-GAME STATISTICS

Date	Opp	GP	GS	TT	TACKLES			Yds	INTERCEPTIONS			PD	FUMBLES		
					Solo	Asts	Sk		No	Yds	Lg		FF	FR	Yds
9/11	at KC	1	0	1	1	0	0	0	0	0	0	0	0	0	0
9/18	vs MIA	1	0	0	0	0	0	0	0	0	0	0	0	0	0
9/25	vs JAX	1	0	1	0	1	0	0	0	0	0	0	0	0	0
10/2	at BAL	1	0	0	0	0	0	0	0	0	0	0	0	0	0
10/9	vs TB	1	0	0	0	0	0	0	0	0	0	0	0	0	0
10/16	at BUF	1	0	1	0	1	0	0	0	0	0	0	0	0	0
10/24	at ATL	1	0	0	0	0	0	0	0	0	0	0	0	0	0
11/6	vs SD	1	0	1	1	0	0	0	0	0	0	0	0	0	0
11/13	at CAR	1	0	0	0	0	0	0	0	0	0	0	0	0	0
11/20	at DEN	1	0	1	1	0	0	0	0	0	0	0	0	0	0
12/11	vs OAK	1	0	0	0	0	0	0	0	0	0	0	0	0	0
12/18	at MIA	1	0	0	0	0	0	0	0	0	0	0	0	0	0
12/26	vs NE	1	0	3	2	1	0	0	0	0	0	0	0	0	0
1/1	vs BUF	1	0	2	2	0	0	0	0	0	0	1	0	0	0
<b>Season Totals</b>		<b>14</b>	<b>0</b>	<b>10</b>	<b>7</b>	<b>3</b>	<b>0</b>	<b>0</b>	<b>0</b>	<b>0</b>	<b>0</b>	<b>1</b>	<b>0</b>	<b>0</b>	<b>0</b>



**HEIGHT** 6-3  
**WEIGHT** 210  
**AGE** 25 (as of 9/9/07)  
**HOMETOWN** Bessemer, AL  
**HIGH SCHOOL** Lanier HS  
**COLLEGE** Louisville  
**EXPERIENCE** Third NFL season, third with the Jets  
**ACQUIRED** Chosen by the Jets in the fourth round (123rd overall) of the 2005 NFL Draft

## 25 **KERRY RHODES** SAFETY

### CAREER HIGHLIGHTS

- Has started all 32 regular season games in his career, recording exactly 200 tackles.
- Was named 2nd team NFL All-Pro safety by the Associated Press for his 2006 performance.
- He tied for the team lead in interceptions (four) and tied for third in sacks (five) in 2006.
- Rhodes' five sacks in 2005 were the most by a Jets' defensive back in franchise history.
- Received the Sparkplug Award as Jets Player of the Year voted by "The Jets Pack," one of the oldest tailgates at the Meadowlands.

### THE RHODES FOUNDATION

In 2006, Kerry established The R.H.O.D.E.S. Foundation. The Reaffirming Hopes Of Dream Endearing Scholars Foundation supports the educational and financial advancement of teens in underserved high schools nationwide, beginning with Jess Lanier High School in Bessemer, AL, where Rhodes attended.

"I always said once I made it, I would give back to my community."

### CAREER DEFENSIVE STATISTICS

				TACKLES					INTERCEPTIONS					FUMBLES			
Year	Team	GP	GS	TT	Solo	Asts	Sk	Yds	No	Yds	Lg	TD	PD	FF	FR	Yds	
2005	NYJ	16	16	108	85	23	1.0	10	1	0	0	0	9	0	0	0	
2006	NYJ	16	16	92	70	22	5.0	43	4	46	25	0	13	3	1	4	
Career Totals		32	32	200	155	45	6.0	53	5	46	25	0	22	3	1	4	

**Additional Statistics:** Special Teams Tackles: 9 in 2005, 7 in 2006.

### SEASON BY SEASON REVIEW

**2006 (JETS)** Led the team in tackles with seven in the Week 14 loss vs. BUF...Tied for the team lead with 11 tackles and recorded an INT in the Week 12 win vs. HOU, also deflecting two passes...Was named Jets' Special Teams Player of the Week after leading the team with two special teams tackles and recovering an onside kick to help preserve the Week 7 win vs. DET...Named both AFC Defensive Player of the Week and Jets' Defensive Player of the Week after notching 10 tackles and two strip sacks that led to turnovers (one a TD by Victor Hobson) in the Week 3 win at BUF...Week 2 vs. NE, had a strip sack of Tom Brady, a fumble that was recovered by Bryan Thomas that led to a score...In the opener at TEN, picked off Kerry Collins on the first play from scrimmage in the second half.

**2005 (JETS)** Led the team in tackles with 10 (nine solo) in the Week 12 loss vs. NO...Credited with a career-high 12 tackles, a TFL and the first sack of his career for a loss of 10 yards when he tackled QB Jake Plummer in the Week 11 loss at DEN...Snagged his first career INT off of Byron Leftwich Week 3 vs. JAX.

### OFF-THE-FIELD

- Was a Communications major at Louisville.
- Established the R.H.O.D.E.S. Foundation, the Reaffirming Hopes Of Dream Endearing Scholars Foundation, which launched July 2006 at Jay-Z's 40/40 Club in New York City.
- Visited the Courtland School in the Bronx on 5/23/07 on behalf of the RHODES Foundation as part of the "Catching with Kids" program to help encourage at-risk students that it is possible to catch all opportunities that are thrown at them.
- Established a celebrity charity basketball game in June, 2007 at Lanier High School in Bessemer, Alabama for the RHODES Foundation.
- Hosted a one-day Annual Skills & Drills Football Clinic at Legions Field Birmingham, Alabama with teammate and fellow Alabama native Jericho Cotchery in June.
- Is set to appear in the movie, "Queen of Media", based on the *New York Times* bestseller "Wendy's Got the Heat", detailing the story on New York radio personality Wendy Williams. Also appeared in the independent film "Misunderstandings," a short film about relationship dilemmas.



## BEFORE THE NFL

- Played in 44 games and made 19 starts in his four-year career at Louisville, finishing with 218 tackles, one sack, 11 INT, 19 PD, one FR and three FF.
- Recorded 109 tackles, six INT, nine PD, two FF and a FR as a senior after he played in 12 games and made six starts.
- A two-time all-Metro choice by *The Birmingham News* and honorable mention All-State performer at Lanier HS as a senior QB after he threw for more than 1,600 yards and 13 TD and added another 850 yards and seven TD on the ground.
- Metro Player of the Year and second-team all-state performer in basketball at Lanier as a senior when he led his team to the title game...averaged more than 23 points and handed out nine assists per game.

## CAREER TRANSACTIONS

- Selected by the Jets in the fourth round (123rd overall) of the 2005 NFL Draft. The selection was obtained from JAX in exchange for the Jets selection in the fourth round (#127, Alvin Pearman) and a sixth round selection (#185, Chad Owens).

## SINGLE-GAME CAREER HIGHS

Tackles	12	at DEN	11/20/05
Sacks	2	at BUF	9/24/06
Interceptions	1	Five times	
Passes Defended	3	at GB	12/3/06
Forced Fumbles	2	at BUF	9/24/06

## 2006 GAME-BY-GAME STATISTICS

TACKLES									INTERCEPTIONS				FUMBLES			
Year	Team	GP	GS	TT	Solo	Asts	Sk	Yds	No	Yds	Lg	TD	PD	FF	FR	Yds
9/10	at TEN	1	1	4	2	2	0.0	0	1	25	25	0	1	0	0	0
9/17	vs NE	1	1	11	10	1	1.0	9	0	0	0	0	1	1	0	0
9/24	at BUF	1	1	10	7	3	2.0	18	0	0	0	0	0	2	0	0
10/1	vs IND	1	1	5	3	2	0.0	0	0	0	0	0	1	0	0	0
10/8	at JAX	1	1	3	2	1	0.0	0	0	0	0	0	0	0	0	0
10/15	vs MIA	1	1	8	6	2	0.0	0	0	0	0	0	1	0	0	0
10/22	vs. DET	1	1	0	0	0	0.0	0	1	0	0	0	2	0	0	0
10/29	at CLE	1	1	5	3	2	0.0	0	0	0	0	0	0	0	0	0
11/12	at NE	1	1	9	6	3	0.0	0	0	0	0	0	0	0	1	4
11/19	vs CHI	1	1	8	8	0	1.0	8	0	0	0	0	1	0	0	0
11/26	vs HOU	1	1	11	8	3	0.0	0	1	9	9	0	2	0	0	0
12/3	at GB	1	1	1	1	0	0.0	0	1	12	12	0	3	0	0	0
12/10	vs BUF	1	1	7	7	0	0.0	0	0	0	0	0	0	0	0	0
12/17	at MIN	1	1	3	2	1	0.0	0	0	0	0	0	1	0	0	0
12/25	at MIA	1	1	3	1	2	0.0	0	0	0	0	0	0	0	0	0
12/31	vs OAK	1	1	4	4	0	1.0	8	0	0	0	0	0	0	0	0
Season Totals		16	16	92	70	22	5.0	43	4	46	25	0	13	3	1	4

## CAREER POSTSEASON DEFENSIVE STATISTICS

TACKLES									INTERCEPTIONS				FUMBLES			
Year	Team	GP	GS	TT	Solo	Asts	Sk	Yds	No	Yds	Lg	TD	PD	FF	FR	Yds
2006	NYJ	1	1	6	5	1	0.0	0	0	0	0	0	1	0	0	0
Career Totals		1	1	6	5	1	0.0	0	0	0	0	0	1	0	0	0

## 2005 GAME-BY-GAME STATISTICS

Year	Team	GP	GS	TACKLES					INTERCEPTIONS				FUMBLES			
				TT	Solo	Asts	Sk	Yds	No	Yds	Lg	TD	PD	FF	FR	Yds
9/11	at KC	1	1	7	7	0	0.0	0	0	0	0	0	0	0	0	0
9/18	vs MIA	1	1	7	4	3	0.0	0	0	0	0	2	0	0	0	0
9/25	vs JAX	1	1	7	6	1	0.0	0	1	0	0	1	0	0	0	0
10/2	at BAL	1	1	8	5	3	0.0	0	0	0	0	0	0	0	0	0
10/9	vs TB	1	1	4	3	1	0.0	0	0	0	0	0	0	0	0	0
10/16	at BUF	1	1	9	6	3	0.0	0	0	0	0	1	0	0	0	0
10/24	at ATL	1	1	3	3	0	0.0	0	0	0	0	0	0	0	0	0
11/6	vs SD	1	1	5	5	0	0.0	0	0	0	0	0	0	0	0	0
11/13	at CAR	1	1	6	3	3	0.0	0	0	0	0	0	0	0	0	0
11/20	at DEN	1	1	12	10	2	1.0	10	0	0	0	0	0	0	0	0
11/27	vs NO	1	1	10	9	1	0.0	0	0	0	0	0	0	0	0	0
12/4	at NE	1	1	8	7	1	0.0	0	0	0	0	0	0	0	0	0
12/11	vs OAK	1	1	1	1	0	0.0	0	0	0	0	1	0	0	0	0
12/18	at MIA	1	1	4	4	0	0.0	0	0	0	0	1	0	0	0	0
12/26	vs NE	1	1	6	4	2	0.0	0	0	0	0	1	0	0	0	0
1/1	vs BUF	1	1	11	8	3	0.0	0	0	0	0	2	0	0	0	0
Season Totals		16	16	108	85	23	1.0	10	1	0	0	9	0	0	0	



**HEIGHT** 6-1  
**WEIGHT** 310  
**AGE** 25 (as of 9/9/17)  
**HOMETOWN** Memphis, TN  
**HIGH SCHOOL** Melrose HS  
**COLLEGE** Kentucky  
**EXPERIENCE** Fifth NFL season, fifth with the Jets  
**ACQUIRED** Chosen by the Jets in the first round (4th overall) in the 2003 NFL Draft

## 63 DEWAYNE ROBERTSON

### DEFENSIVE TACKLE

#### CAREER HIGHLIGHTS

- Robertson has started 60 regular-season games and three postseason games since being selected by the Jets.
- In 2003, he became the first Jets rookie defensive lineman to start every game since Marty Lyons accomplished the feat in 1970 and the first Jets defensive player to start every game in his rookie season since LB Mo Lewis in 1991.

#### CAREER TRANSACTIONS

- Selected by the Jets in the first round (4th overall) of the 2003 NFL Draft. The selection was obtained from CHI in exchange for the Jets two first round selections (#13, Ty Warren and #22, Rex Grossman) and the club's fourth selection (#116, Ian Scott).

#### CAREER DEFENSIVE STATISTICS

Year	Team	GP	GS	TT	TACKLES			Yds	INTERCEPTIONS				PD	FUMBLES			Yds
					Solo	Asts	Sk		No	Yds	Lg	TD		FF	FR	Yds	
2003	NYJ	16	16	69	39	30	1.5	11	0	0	0	0	1	0	0	0	
2004	NYJ	16	16	60	38	22	3.0	21.5	0	0	0	0	0	2	0	0	
2005	NYJ	13	12	54	41	13	3.5	24	0	0	0	0	1	1	0	0	
2006	NYJ	16	16	62	37	25	2.5	16.5	0	0	0	0	0	1	1	0	
<b>Career Totals</b>		<b>61</b>	<b>60</b>	<b>245</b>	<b>155</b>	<b>90</b>	<b>10.5</b>	<b>73</b>	<b>0</b>	<b>0</b>	<b>0</b>	<b>0</b>	<b>2</b>	<b>4</b>	<b>1</b>	<b>0</b>	

#### SEASON BY SEASON REVIEW

**2006 (JETS)** Recorded eight tackles and forced a Corey Dillon fumble in the Wild Card Playoff Game loss at NE...Tied for second on the team with six tackles, helping limit MIN to 62 yards rushing in the Week 15 win, earning Jets' Defensive Player of the Week...Named AFC Defensive Player of the Week after collecting six tackles and a sack in the Week 10 win at NE...In the Week 7 win vs. DET, he recorded his first sack of the season and a FF, to go with a season-high six tackles en route to being named Jets' Defensive Player of the Week.

**2005 (JETS)** Accumulated six solo tackles and a sack which caused a fumble in the Week 7 loss at ATL...Collected a season-high nine tackles and two sacks of Brian Griese in the Week 5

win vs. TB.

**2004 (JETS)** Posted seven tackles, including one of LaDainian Tomlinson for a three-yard loss, in the Jets' 20-17 OT Wild Card victory at SD...Recorded five tackles, a FF and a QB pressure and teamed up with DE Shaun Ellis to sack QB Drew Brees for a seven-yard loss in the Week 2 win at SD.

**2003 (JETS)** Recorded eight tackles and split a sack, on Drew Bledsoe with Shaun Ellis in Week 9 vs. NYG...Registered his first career sack on Drew Bledsoe in the Week 6 win vs. BUF to go along with five tackles as Jets recorded seven sacks in the win...Had five tackles in his NFL debut in Week 1 at WAS.

#### OFF-THE-FIELD

- Majored in General Studies.
- Participated in the Jets' annual Youth Football Clinic in Central Park.
- Participated in the ALR walk on 6/22/03, that raised more than \$400,000 for Lupus research.

#### BEFORE THE NFL

- Started 31 of 32 games at Kentucky and recorded 114 tackles, one FR, three FF and 10.5 sacks.
- Was All-America Dream Team choice by The NFL Draft Report and All-Southeastern Conference first-team selection by *The Mobile Register* and earned second-team honors from the league's coaches and Associated Press.
- Four-year starter at both DT and OT while attending Melrose High School, where he won the 1998 Class AAA state championship after losing in the 1997 finals - finishing 14-1 both years.
- All-State and All-Metro Memphis honoree as a senior and junior; honorable mention All-America by USA Today; rated the No. 2 prospect in Tennessee.
- An honor roll student while at Melrose High School.
- Participated in the shot-put for one year in high school.

## 2006 GAME-BY-GAME STATISTICS

Year	Team	GP	GS	TT	TACKLES				Yds	INTERCEPTIONS				PD	FUMBLES			Yds
					Solo	Asts	Sk			No	Yds	Lg	TD		FF	FR		
9/10	at TEN	1	1	4	3	1	0.0	0	0	0	0	0	0	0	0	0	0	0
9/17	vs NE	1	1	2	1	1	0.0	0	0	0	0	0	0	0	0	0	0	0
9/24	at BUF	1	1	2	1	1	0.0	0	0	0	0	0	0	0	0	0	0	0
10/1	vs IND	1	1	5	4	1	0.0	0	0	0	0	0	0	0	0	0	0	0
10/8	at JAX	1	1	5	4	1	0.0	0	0	0	0	0	0	0	0	0	0	0
10/15	vs MIA	1	1	5	4	1	0.0	0	0	0	0	0	0	0	0	0	0	0
10/22	vs DET	1	1	6	4	2	1.0	8	0	0	0	0	0	0	1	0	0	0
10/29	at CLE	1	1	3	3	0	0.0	0	0	0	0	0	0	0	0	0	0	0
11/12	at NE	1	1	6	2	4	1.0	4	0	0	0	0	0	0	0	0	0	0
11/19	vs CHI	1	1	5	2	3	0.0	0	0	0	0	0	0	0	0	0	0	0
11/26	vs HOU	1	1	3	3	0	0.5	4.5	0	0	0	0	0	0	0	0	0	0
12/3	at GB	1	1	2	1	1	0.0	0	0	0	0	0	0	0	0	1	0	0
12/10	vs BUF	1	1	3	0	3	0.0	0	0	0	0	0	0	0	0	0	0	0
12/17	at MIN	1	1	6	4	2	0.0	0	0	0	0	0	0	0	0	0	0	0
12/25	at MIA	1	1	2	0	2	0.0	0	0	0	0	0	0	0	0	0	0	0
12/31	vs OAK	1	1	3	1	2	0.0	0	0	0	0	0	0	0	0	0	0	0
Season Totals		16	16	62	37	25	2.5	16.5	0	0	0	0	0	0	1	1	0	0

## CAREER POSTSEASON DEFENSIVE STATISTICS

Year	Team	GP	GS	TT	TACKLES				Yds	INTERCEPTIONS				PD	FUMBLES			Yds
					Solo	Asts	Sk			No	Yds	Lg	TD		FF	FR		
2004	NYJ	2	2	10	7	3	0.0	0	0	0	0	0	0	1	0	0	0	0
2006	NYJ	1	1	8	4	4	0.0	0	0	0	0	0	0	0	1	0	0	0
Career Totals		3	3	18	11	7	0.0	0	0	0	0	0	0	1	1	0	0	0

## 2005 GAME-BY-GAME STATISTICS

Date	Opp	GP	GS	TT	TACKLES				Yds	INTERCEPTIONS				PD	FUMBLES			Yds
					Solo	Asts	Sk			No	Yds	Lg	TD		FF	FR		
9/11	at KC	1	1	1	0	1	0	0	0	0	0	0	0	0	0	0	0	0
9/18	vs MIA	1	1	2	1	1	0	0	0	0	0	0	0	0	0	0	0	0
9/25	vs JAX	1	1	3	2	1	0	0	0	0	0	0	0	0	0	0	0	0
10/2	at BAL	1	1	5	4	1	0	0	0	0	0	0	0	0	0	0	0	0
10/9	vs TB	1	1	9	9	0	2	14	0	0	0	0	0	0	0	0	0	0
10/16	at BUF	1	1	5	3	2	0	0	0	0	0	0	0	0	0	0	0	0
10/24	at ATL	1	1	6	6	0	1	1	0	0	0	0	0	0	1	0	0	0
11/6	vs SD	1	1	1	1	0	0	0	0	0	0	0	0	0	0	0	0	0
11/13	at CAR	1	1	2	1	1	0	0	0	0	0	0	1	0	0	0	0	0
11/20	at DEN	1	1	8	4	4	0	0	0	0	0	0	0	0	0	0	0	0
11/27	vs NO	1	1	5	4	1	0	0	0	0	0	0	0	0	0	0	0	0
12/4	at NE	1	1	6	5	1	.5	9	0	0	0	0	0	0	0	0	0	0
12/11	vs OAK	1	0	1	1	0	0	0	0	0	0	0	0	0	0	1	0	0
12/18	at MIA								INACTIVE (THIGH)									
12/26	vs NE								INACTIVE (THIGH)									
1/1	vs BUF								INACTIVE (THIGH)									
Season Totals		13	12	54	41	13	3.5	24	0	0	0	0	1	1	0	0	0	0



ROBERTSON

## 2004 GAME-BY-GAME STATISTICS

Date	Opp	GP	GS	TACKLES				Yds	INTERCEPTIONS		FUMBLES			
				TT	Solo	Asts			No	Yds	PD	FF	FR	
9/12	vs. CIN	1	1	3	1	2		0-0	0	0	0	0	0	0
9/19	at SD	1	1	5	3	2		.5-3.5	0	0	0	1	1	0
10/3	at MIA	1	1	4	2	2		0-0	0	0	0	0	0	0
10/10	vs BUF	1	1	1	1	0		0-0	0	0	0	0	0	0
10/17	vs SF	1	1	1	0	1		0-0	0	0	0	0	0	0
10/24	at NE	1	1	5	4	1		1-9	0	0	0	0	0	0
11/1	vs MIA	1	1	4	2	2		.5-3	0	0	0	0	0	0
11/7	at BUF	1	1	7	4	3		0-0	0	0	0	0	0	0
11/14	vs BAL	1	1	7	5	2		.5-3	0	0	0	0	0	0
11/21	at CLE	1	1	3	3	0		0-0	0	0	0	0	0	0
11/28	at ARI	1	1	4	2	2		0-0	0	0	0	0	0	0
12/5	vs HOU	1	1	5	5	0		0-0	0	0	0	0	0	0
12/12	at PIT	1	1	4	2	2		.5-3	0	0	0	0	0	0
12/19	vs SEA	1	1	4	2	2		0-0	0	0	0	1	0	0
12/26	vs NE	1	1	2	1	1		0-0	0	0	0	0	0	0
1/2	at STL	1	1	1	1	0		0-0	0	0	0	0	0	0
Season Totals		16	16	60	38	22		3-21.5	0	0	0	2	0	0

## 2003 GAME-BY-GAME STATISTICS

Date	Opp	GP	GS	TT	TACKLES				Yds	INTERCEPTIONS		FUMBLES			
					Solo	Asts	Sk			No	Yds	PD	FF	FR	Yds
9/4	at WAS	1	1	5	2	3	0		0	0	0	0	0	0	0
9/14	vs MIA	1	1	1	1	0	0		0	0	0	0	0	0	0
9/21	at NE	1	1	9	3	6	0		0	0	0	0	0	0	0
9/28	vs DAL	1	1	3	3	0	0		0	0	0	0	0	0	0
10/12	vs BUF	1	1	5	3	2	1		6	0	0	0	0	0	0
10/19	at HOU	1	1	5	2	3	0		0	0	0	0	0	0	0
10/26	at PHI	1	1	4	3	1	0		0	0	0	0	0	0	0
11/2	vs NYG	1	1	8	7	1	.5		5	0	0	0	0	0	0
11/9	at OAK	1	1	3	2	1	0		0	0	0	0	0	0	0
11/16	at IND	1	1	2	2	0	0		0	0	1	0	0	0	0
11/23	vs JAX	1	1	2	2	0	0		0	0	0	0	0	0	0
12/1	vs TEN	1	1	3	2	1	0		0	0	0	0	0	0	0
12/7	at BUF	1	1	2	0	2	0		0	0	0	0	0	0	0
12/14	vs PIT	1	1	7	2	5	0		0	0	0	0	0	0	0
12/20	vs NE	1	1	5	3	2	0		0	0	0	0	0	0	0
12/28	at MIA	1	1	5	2	3	0		0	0	0	0	0	0	0
Season Totals		16	16	69	39	30	1.5		11	0	0	1	0	0	0





**HEIGHT** 6-5  
**WEIGHT** 265  
**AGE** 27 (as of 9/9/07)  
**HOMETOWN** Buffalo, NY  
**HIGH SCHOOL** St. Joseph's High School  
**COLLEGE** Boston College  
**EXPERIENCE** Fourth NFL season, second with the Jets  
**ACQUIRED** Acquired via trade from DAL on 8/31/06

## 88 SEAN RYAN

### TIGHT END

#### CAREER HIGHLIGHTS

- Has appeared in 25 games, including five starts.
- Has posted six catches for 44 yards in his three-year career.
- Made his playoff debut with the Jets in 2006.

#### CAREER OFFENSIVE STATISTICS

##### RECEIVING

Year	Team	GP	GS	No	Yds	Avg	Lg	TD
2004	DAL	6	1	0	0	0.0	0	0
2005	DAL	3	1	0	0	0.0	0	0
2006	NYJ	16	3	6	44	7.3	10	0
<b>Career Totals</b>		<b>25</b>	<b>5</b>	<b>6</b>	<b>44</b>	<b>7.3</b>	<b>10</b>	<b>0</b>

#### SEASON BY SEASON REVIEW

**2006 (JETS)** Started at FB in Week 11 vs. CHI...Made his first start as a Jet in Week 2 vs. NE...Caught first career pass for 10 yards in Week 1 at TEN.

**2005 (DAL)** Appeared in three games, starting one.

**2004 (DAL)** Made his NFL Debut in Week 12 vs. CHI on Thanksgiving day, used exclusively as a blocker on two TE sets.

#### OFF-THE-FIELD

- Majored in History.
- Wife Liz and daughter, Mary Elizabeth.
- Visited patients at the Bristol-Myers Squibb Children's Hospital at Robert Wood Johnson University Hospital, in New Brunswick, NJ on 12/5/06.
- Visited IS 323 Scholars Academy in Queens, NY, on 4/25/07, as part of the "Eat Right, Move More" program.
- Attended the Taste of the NFL in partnership with ShopRite on 5/3/07, to help raise money to fight hunger in the Metropolitan Area.
- In Dallas, participated in a Bowl-A-Thon to fight Spina Bifida.
- Also participated in the United Way's Hometown Huddle Meals on Wheels, where they served an early Thanksgiving meal to over 300 men and women.

#### BEFORE THE NFL

- Moved to TE at Boston College his sophomore season after coming to the school as a DE. Caught 75 passes for 950 yards and 12 TD in 37 games.
- His 12 TD grabs rank second among tight ends in school history.
- Received All-Big East honors his senior season after posting 35 receptions for 447 yards and six TD.
- Earned All-State honors as a senior at St. Joseph's High School. Also, lettered in basketball and lacrosse.

#### CAREER TRANSACTIONS

- Acquired by the Jets from DAL on 8/31/06 in exchange for an undisclosed draft pick.
- Signed by DAL to the active roster on 11/23/05.
- Released by DAL and signed to their practice squad on 9/4/05.
- Signed by DAL to their active roster on 11/24/04.
- Released by DAL and signed to their practice squad on 9/6/04.
- Selected in the fifth round (144th overall) of the 2004 NFL Draft.

#### 2006 GAME-BY-GAME STATISTICS

Year	Team	GP	GS	No	Yds	Avg	Lg	TD
9/10	vs TEN	1	0	1	10	10.0	10	0
9/17	vs NE	1	1	1	6	6.0	6	0
9/24	at BUF	1	0	0	0	-	-	0
10/1	vs IND	1	0	1	6	6.0	6	0
10/8	at JAX	1	0	0	0	-	-	0
10/15	vs MIA	1	0	0	0	-	-	0
10/22	vs DET	1	0	1	9	9.0	9	0
10/29	at CLE	1	0	0	0	-	-	0
11/12	at NE	1	0	0	0	-	-	0
11/19	vs CHI	1	1	0	0	-	-	0
11/26	vs HOU	1	1	0	0	-	-	0
12/3	at GB	1	0	1	5	5.0	5	0
12/10	vs BUF	1	0	1	8	8.0	8	0
12/17	at MIN	1	0	0	0	-	-	0
12/25	at MIA	1	0	0	0	-	-	0
12/31	vs OAK	1	0	0	0	-	-	0
<b>Season Totals</b>		<b>16</b>	<b>3</b>	<b>6</b>	<b>44</b>	<b>7.3</b>	<b>10</b>	<b>0</b>





**HEIGHT** 6-1  
**WEIGHT** 251  
**AGE** 26 (as of 9/9/07)  
**HOMETOWN** Dallas, TX  
**HIGH SCHOOL** Highland Park HS  
**COLLEGE** Ohio State  
**EXPERIENCE** Second NFL season, second with the Jets  
**ACQUIRED** Chosen by the Jets in the third round (76th overall) of the 2006 NFL draft

## 56 ANTHONY SCHLEGEL

LINEBACKER

### CAREER HIGHLIGHTS

- Appeared in four regular season games, garnering one special teams tackle.
- Was inactive for the 2006 Wild Card Playoff Game at NE.

### SEASON BY SEASON REVIEW

**2006 (JETS)** In the Week 12 win vs. HOU, played on special teams and recorded his first special teams tackle...Appeared in his first career NFL game playing on special teams in the Week 11 loss vs. CHI...Received Jets' Practice Player of the Week honors after the Week 3 victory at BUF.

### OFF-THE-FIELD

- Graduated with a degree in Consumer Affairs, with a minor in Business and Finance.
- Was married (wife, Stephanie) on Valentine's Day of 2004.
- Enjoys boar hunting when he is in his native Texas.
- Schlegel and his wife, Stephanie had their first son, Hunter.
- Has made visits to Robert Wood Johnson and St. Barnabas Hospitals.
- Helped raise money for terminally ill children at the Marty Lyons Foundation Holiday Party on 12/18/06.
- Born in Cedar Rapids, IA

### CAREER TRANSACTIONS

- Selected by the Jets in the third round (76th overall) of the 2006 NFL Draft. The selection was obtained from PHI with a seventh round pick (#220, Titus Adams) in exchange for the Jets third round selection (#71, Chris Gocong).

### BEFORE THE NFL

- Schlegel started 38 of 47 games in his college career, recording 330 tackles (167 solos) with 8.5 sacks for minus-54 yards and 31.5 stops for losses of 130 yards. He had two FR, a FF, one INT and eight PD.
- He originally enrolled at the Air Force Academy but transferred to Ohio State after his sophomore season and was forced to sit out the 2003 campaign.
- He served as the team's co-captain during his sophomore season at Air Force, ranking second on the nation's top rush defense with 82 tackles (41 solos).
- Schlegel lettered four years in wrestling and three in football at Highland Park High School, where he was a two-time All-District selection in football -- adding third-team All-State and All-Area honors-- as well as the AAU state heavyweight wrestling champion as a junior and runner-up as a senior.

## 10 YEARS, 10 RETURNS


When Victor Hobson rumbled 32 yards down the left sideline for a fumble-return touchdown vs. the Bills at Ralph Wilson Stadium in Game 3 in 2006, he was extending what has become a quirky tradition of sorts for the Jets against their upstate rivals. Hobson's run was the 10th return or recovery TD by the Jets against the Bills in the last 10 seasons. That equals Green Bay's total against Chicago for the most return or recovery TD by one NFL team against another in the last decade.

In three of those games, all won by the Jets, New York has had two returns for TD, including Chad Morton's NFL record-tying two kickoff returns on opening day in 2002, when he took back the opening kickoff of overtime for the game-winning score.

### JETS' RETURN/RECOVERY TD VS. BUFFALO, LAST 10 SEASONS

Date	Player	Touchdown Play	Final Score
9/7/97	Aaron Glenn	96 kickoff return	Bills, 28-22
11/21/99	Eric Ogbogu	EZ fumble recovery	JETS, 17-7
9/17/00	Kevin Williams	97 kickoff return	JETS, 27-14
10/7/01	John Abraham	7 fumble return	Jets, 42-36
10/7/01	Mo Lewis	15 fumble return	Jets, 42-36
9/8/02	Chad Morton	98 kickoff return	Jets, 37-31 (OT)
9/8/02	Chad Morton	96 kickoff return	Jets, 37-31 (OT)
1/1/06	Mark Brown	33 interception return	JETS, 30-26
1/1/06	Justin Miller	95 kickoff return	JETS, 30-26
9/24/06	Victor Hobson	32 fumble return	Jets, 28-20

(Home team in CAPS)



**HEIGHT** 6-2  
**WEIGHT** 210  
**AGE** 23 (as of 9/9/07)  
**HOMETOWN** Liberty, OH  
**HIGH SCHOOL** Chaney HS  
**COLLEGE** Missouri  
**EXPERIENCE** Second NFL season, second with the Jets  
**ACQUIRED** Chosen by the Jets in the fourth round (103rd) overall of the 2006 NFL Draft

## 16 BRAD SMITH

### QUARTERBACK

#### CAREER HIGHLIGHTS

- Lined up at QB, RB and WR his rookie season, starting three games, two as a RB and one as a WR.
- His 32-yard run on an end-around at GB was the longest Jets rushing play in 2006.

#### CAREER TRANSACTIONS

- Selected by the Jets in the fourth round (103rd overall) of the 2006 NFL Draft.

#### POSITION FLEXIBILITY

In his role as quarterback, receiver and running back, Brad collected 103 rushing yards and 61 receiving yards as a rookie. Offensive coordinator Brian Schottenheimer used Brad in a number of different formations. Occasionally, he would start a play split out wide before settling behind Nick Mangold while Chad Pennington stood in the shotgun position behind Brad. There were even instances where Brad would impede on punter Ben Graham's snap count on fourth and short on special teams. In 2006, Brad even collected 11 special teams' tackles, proving the ultimate in position flexibility.

#### CAREER OFFENSIVE STATISTICS

Year	Team	GP	GS	No	Yds	RECEIVING			Lg	TD	Att	Yds	RUSHING			Lg	TD
						Avg							Avg				
2006	NYJ	16	3	9	61	6.8			19	0	18	103	5.7			32	0
<b>Career Totals</b>		<b>16</b>	<b>3</b>	<b>9</b>	<b>61</b>	<b>6.8</b>			<b>19</b>	<b>0</b>	<b>18</b>	<b>103</b>	<b>5.7</b>			<b>32</b>	<b>0</b>

**Additional Statistics:** 2006: Special Teams Tackles - 10.

#### SEASON BY SEASON REVIEW

**2006 (JETS)** Caught two passes for eight yards in the playoff game at NE...Rushed twice for 23 yards in the Week 17 win vs. OAK, which included a three-yard run on third-and-two from the QB position...Recorded a 32-yard rush, the Jets' season high, Week 13 at GB...Lined up at QB, RB and WR and rushed three times for four yards in the Week 8 loss at CLE...In the Week 6 win vs. MIA, lined up at both QB and WR. Was named Jets' Special Teams Player of the Week after he recorded three tackles...In the Week 4 loss vs. IND, went under center for a fourth-down conversion.

#### OFF-THE-FIELD

- Earned his undergraduate degree in Business Administration in May of 2005 and took graduate level courses in 2005-06.
- Earned the prestigious National Football Foundation Scholar-Athlete Award, which comes with an \$18,000 post graduate scholarship, and was one of 16 finalists for the Draddy Award, known as the "Academic Heisman."
- Member of Fellowship of Christian Athletes.
- Has visited several local hospitals during his time with the Jets.
- Wife, Rosalynn Monique Smith.

#### BEFORE THE NFL

- Became the first player in NCAA history to pass for at least 8,000 yards and run for another 4,000 yds.
- Ended his collegiate career ranked fourth on the all-time NCAA career total offense chart with 13,088 yards. Holds the school's career marks for rushing TD (42) and passing scores (56).
- With 2,304 passing yards and 1,301 rushing yards in 2005, he became the first player in NCAA Div. I-A history to achieve the 2,000/1,000 mark twice in his career (he also did it as a redshirt freshman in 2002).
- In 2005 he led the Tigers in rushing with 1,301 yards and posted 16 of the offense's 26 rushing scores, while also converting nearly 60 percent of his pass attempts for another 2,304 yards and 13 scores.
- Led Mizzou to a 2005 Independence Bowl comeback victory with 432 yards of total offense, including 282 yards passing (one TD) and 150 yards rushing (three TD).
- Ended his career with 69 different Mizzou, Big 12 and NCAA game, single-season and career records.
- Earned All-Big 12 first team honors from Associated Press as an all-purpose back, and was an All-Big 12 second team pick as a QB by the league coaches.
- Two-time All-State selection and two-time All-City Offensive Player of the Year at Chaney HS (OH) where he threw for over 2,700 yards and 34 TD, rushed for over 1,200 yards and 19 TD and also earned All-City honors on the basketball court.



B. SMITH

## 2006 GAME-BY-GAME STATISTICS

Year	Team	GP	GS	No	RECEIVING				TD	RUSHING				
					Yds	Avg	Lg			Att	Yds	Avg	Lg	TD
9/10	at TEN	1	0	1	13	13	13	0	0	2	13	6.5	12	0
9/17	vs NE	1	0	0	0	0.0	0	0	0	0	0	0.0	0	0
9/24	at BUF	1	0	0	0	0.0	0	0	0	0	0	0.0	0	0
10/1	vs IND	1	0	1	-4	-4.0	-4	0	1	8	8.0	8	0	0
10/8	at JAX	1	1	1	-4	-4.0	-4	0	2	8	4.0	5	0	0
10/15	vs MIA	1	0	0	0	0.0	0	0	1	1	1.0	1	0	0
10/22	vs DET	1	0	0	0	0.0	0	0	3	16	5.3	8	0	0
10/29	at CLE	1	0	0	0	0.0	0	0	3	4	1.3	7	0	0
11/12	at NE	1	1	0	0	0.0	0	0	0	0	0.0	0	0	0
11/19	vs CHI	1	0	1	7	7.0	7	0	1	6	6.0	6	0	0
11/26	vs HOU	1	0	0	0	0.0	0	0	1	-10	-10.0	-10	0	0
12/3	at GB	1	1	2	14	7.0	8	0	1	32	32.0	32	0	0
12/10	vs BUF	1	0	1	4	4.0	4	0	1	2	2.0	2	0	0
12/17	at MIN	1	0	1	19	19.0	19	0	0	0	0.0	0	0	0
12/25	at MIA	1	0	1	12	12.0	12	0	0	0	0.0	0	0	0
12/31	vs OAK	1	0	0	0	0.0	0	0	2	23	11.5	20	0	0
Season Totals		16	3	9	61	6.8	19	0	18	103	5.7	32	0	0

## CAREER POSTSEASON OFFENSIVE STATISTICS

Year	Team	GP	GS	No	RECEIVING				TD	RUSHING				
					Yds	Avg	Lg			Att	Yds	Avg	Lg	TD
2006	NYJ	1	0	2	8	4.0	6	0	0	0	0	0.0	0	0
Career Totals		1	0	2	8	4.0	6	0	0	0	0	0.0	0	0





**HEIGHT** 6-1  
**WEIGHT** 209  
**AGE** 24 (as of 9/9/07)  
**HOMETOWN** Groveport, OH  
**HIGH SCHOOL** Groveport Madison HS  
**COLLEGE** Michigan State  
**EXPERIENCE** Second NFL season, second with the Jets  
**ACQUIRED** Chosen by the Jets in the third round (97th overall) in the 2006 NFL Draft

## 33 ERIC SMITH

### SAFETY

#### CAREER HIGHLIGHTS

- Played in 15 games plus the postseason game as a safety and on special teams, recording two interceptions.
- Had 11 special teams tackles, tied for third on the team.

#### CAREER TRANSACTIONS

- Selected by the Jets in the compensatory part of the third round (97th overall) of the 2006 NFL Draft.

#### CAREER DEFENSIVE STATISTICS

YEAR				TEAM				PLAYS				TACKLES				INTERCEPTIONS				FUMBLES			
Year	Team	GP	GS	TT	Solo	Asts	Sk	Yds	No	Yds	Lg	TD	PD	FF	FR	Yds							
2006	NYJ	15	0	16	11	5	0.0	0	2	1	1	0	2	0	0	0							
Career Totals		15	0	16	11	5	0.0	0	2	1	1	0	2	0	0	0							

#### SEASON BY SEASON REVIEW

**2006 (JETS)** Week 17 win vs. OAK was named Jets' Special Teams Player of the Week after partially blocking a Shane Lechler punt. Also picked off Aaron Brooks for his second INT...Recorded a career-high five tackles on defense and two tackles on special teams in the Week 12 win vs. HOU...Picked off a Charlie Frye pass Week 8 at CLE for his first career INT.

#### OFF-THE-FIELD

- Helped make improvements to the entrance of Roy Wilkins Park in Flushing, Queens as part of the United Way Hometown Huddle on 10/10/06.
- Handed out gift cards at Dick's Sporting Goods to 7th and 8th graders from Brooklyn during the holiday season.
- Visited schools to educate kids as part of the *Eat Right, Move More* program.
- Graduated with a degree in Criminal Justice.
- Enjoys bowling and golfing in his spare time.
- Cites his favorite board game as Monopoly.
- Born in Columbus, OH.

#### BEFORE THE NFL

- Smith posted triple-digit tackles his last two seasons at Michigan State, with 115 stops in 2004 and a team-high 101 tackles in 2005.
- A four-year letterman, Smith earned 36 career starts and registered 323 tackles, including double figures in tackles 13 times. His career totals include 10.5 tackles for loss, four sacks and four INT.
- Earned Academic All-Big Ten selection in 2004 at Michigan State.
- Second-team All-State and All-District selection as a senior at Groveport Madison HS after he made 55 tackles and intercepted seven passes to earn first-team All-Conference honors in 2000.
- In HS, started the last six games at QB plus saw action at WR and RB, pulling in 16 receptions for 400 yards and four TD.
- Received the Ernie Godfrey Award, which is presented to the top HS scholar-athlete in the greater Columbus area, in addition to being selected conference Scholar-Athlete of the Year.
- Sported a 3.95 grade-point average in HS and qualified for the track and field regional in the pole vault, high jump and long jump.

#### CAREER POSTSEASON DEFENSIVE STATISTICS

				TACKLES				INTERCEPTIONS				FUMBLES				
Year	Team	GP	GS	TT	Solo	Asts	Sk	Yds	No	Yds	Lg	TD	PD	FF	FR	Yds
2006	NYJ	1	0	4	4	0	0.0	0	0	0	0	0	0	0	0	0
Career Totals		1	0	4	4	0	0.0	0	0	0	0	0	0	0	0	0

**Additional Statistics:** Special Teams Tackles: 1 in 2006.





E. SMITH

## 2006 GAME-BY-GAME STATISTICS

TACKLES									INTERCEPTIONS					FUMBLES			
Year	Team	GP	GS	TT	Solo	Asts	Sk	Yds	No	Yds	Lg	TD	PD	FF	FR	Yds	
9/10	at TEN	1	0	0	0	0	0.0	0	0	0	0	0	0	0	0	0	
9/17	vs NE	1	0	1	1	0	0.0	0	0	0	0	0	0	0	0	0	
9/24	at BUF	1	0	0	0	0	0.0	0	0	0	0	0	0	0	0	0	
10/1	vs IND	1	0	0	0	0	0.0	0	0	0	0	0	0	0	0	0	
10/8	at JAX	1	0	1	1	0	0.0	0	0	0	0	0	0	0	0	0	
10/15	vs MIA	1	0	1	1	0	0.0	0	0	0	0	0	0	0	0	0	
10/22	DET	1	0	1	1	0	0.0	0	0	0	0	0	0	0	0	0	
10/29	at CLE	1	0	1	0	1	0.0	0	1	0	0	0	1	0	0	0	
11/12	at NE	1	0	2	1	1	0.0	0	0	0	0	0	0	0	0	0	
11/19	vs CHI	1	0	1	1	0	0.0	0	0	0	0	0	0	0	0	0	
11/26	vs HOU	1	0	5	4	1	0.0	0	0	0	0	0	0	0	0	0	
12/3	at GB	1	0	1	0	1	0.0	0	0	0	0	0	0	0	0	0	
12/17	at MIN	1	0	0	0	0	0.0	0	0	0	0	0	0	0	0	0	
12/25	at MIA	1	0	1	0	1	0.0	0	0	0	0	0	0	0	0	0	
12/31	vs OAK	1	0	1	1	0	0.0	0	1	1	1	0	1	0	0	0	
Season Totals		15	0	16	11	5	0.0	0	2	1	1	0	2	0	0	0	

**Additional Statistics:** Special Teams Tackles: 11 in 2006.







**HEIGHT** 6-4  
**WEIGHT** 318  
**AGE** 26 (as of 9/9/07)  
**HOMETOWN** Dallas, TX  
**HIGH SCHOOL** Lake Highlands (TX) High School  
**COLLEGE** Memphis  
**EXPERIENCE** Fifth NFL season, second with the Jets  
**ACQUIRED** Signed as a free agent on 9/15/06

## 71 WADE SMITH

### OFFENSIVE LINE

#### CAREER HIGHLIGHTS

- Played in 31 games, including 18 starts. Played in one postseason game for the Jets in 2006.
- Named Jets Practice Player of the Week prior to Week 17 win vs. OAK.
- Was an all-rookie selection at left tackle after the 2003 season, when he started every game.

#### GAMES PLAYED/GAMES STARTED

**Career** (31/18) [1/0]; **2006** (9/0) [1/0]; **2004** (6/2); **2003** (16/16)

#### SEASON BY SEASON REVIEW

**2006 (JETS)** Played in nine games for the Jets as a reserve lineman after he was signed 9/15.

**2005 (MIA)** Placed on IR, 9/3.

**2004 (MIA)** Started two games at left tackle and played in six games for the season.

**2003 (MIA)** Started every game at left tackle...was the second rookie in four seasons and third overall in franchise history to start every regular season game at tackle, after Todd Wade in 2000 and Richmond Webb in 1990...Was a consensus all-rookie pick.

#### OFF-THE-FIELD

- Holds a degree from Memphis in Finance.
- Wife, Chareta, played basketball at the University of Memphis. They got married on a Tuesday during the 2003 season.
- Has a son, Nicholas, and two daughters, Arissa and Aaliyah.
- Growing up in Texas, was a Chicago Bulls fan and most admired Jerry Rice.
- Lists *Coming to America* as his favorite movie; *Law & Order* as his favorite TV show; *A Time to Kill* by John Grisham as his favorite book.

#### BEFORE THE NFL

- Four-year letterman and two-year starter at Memphis.
- Started all 12 games at LT as a senior and was named a second-team All-Conference USA selection.
- Played TE as a sophomore, catching five passes for 25 yards while used mostly as a blocker.
- Lettered for two seasons as a TE at Lake Highlands HS, helping his team to an area championship in 1997 and regional title in 1998.

#### CAREER TRANSACTIONS

- Signed by the Jets as a FA on 9/15/06.
- Waived by MIA on 9/12/06.
- Placed on IR on 9/3/05.
- Selected in the third round (78th overall) of the 2003 NFL Draft.

## RHODES TO THE QUARTERBACK

Kerry Rhodes was more than just good at blitzing from the secondary – he was arguably the best at it in team history. The Jets' second-year safety had three sacks after three games and finished the season with five, the most by a Jets' DB since the statistic became official with the 1982 season. Rhodes eclipsed the four sacks racked up by CB Bobby Humphery 20 years earlier.

#### MOST SACKS, JETS DEFENSIVE BACK, SINCE 1982

Season	Player	GP	Sacks
2006	S Kerry Rhodes	16	5.0
1986	CB Bobby Humphery	16	4.0
1984	S Russell Carter*	11	3.0
1985	S Lester Lyles*	6	3.0
1994	CB James Hasty	16	3.0

(\*Rookie)



**HEIGHT** 6-2  
**WEIGHT** 245  
**AGE** 26 (as of 9/9/07)  
**HOMETOWN** Grapevine, TX  
**HIGH SCHOOL** Grapevine High School  
**COLLEGE** North Texas  
**EXPERIENCE** Fourth NFL season, second with the Jets  
**ACQUIRED** Signed as a free agent on 9/27/06

## 53 CODY SPENCER

### LINEBACKER

#### CAREER HIGHLIGHTS

- Has played in 35 games and has posted 40 ST tackles.
- Made one ST tackle in his 2006 postseason debut for the Jets.

#### CAREER STATISTICS

					TACKLES				INTERCEPTIONS		FUMBLES		
Year	Team	GP	GS	TT	Solo	Asts	Sk	Yds	No	Yds	PD	FF	FR
2004	TEN	7	0	1	1	0	0	0	0	0	0	0	0
2005	TEN	16	0	1	1	0	0	0	0	0	0	0	0
2006	NYJ	12	0	0	0	0	0	0	0	0	0	0	0
Career Totals		35	0	2	2	0	0	0	0	0	0	0	0

**Additional Statistics:** Special Teams Tackles: 9 in 2004, 21 in 2005, 10 in 2006.

#### CAREER TRANSACTIONS

- Signed by the Jets as a FA on 9/27/06.
- Waived by TEN on 9/2/06.
- Signed by TEN as a FA on 10/10/04.
- Waived by OAK on 9/5/04.
- Selected by OAK in the sixth round (182nd) of the 2004 NFL Draft.

#### SEASON BY SEASON REVIEW

**2006 (JETS)** Tallied four special teams tackles in Week 13 at GB...Made Jets debut in Week 4 vs. IND, notching one special teams tackle, after signing with the team, 9/27.

**2005 (TEN)** Played in all 16 games and totaled a team-high 21 tackles on special teams.

**2004 (TEN)** Played in seven contests before he was injured.

#### BEFORE THE NFL

- Played in same program as current Jets' teammate LB Brad Kassell at North Texas.
- Three-year starter at North Texas and two-time first-team All-Conference Selection.
- The three-time winner of the Bryan Gross Award (team's outstanding LB) started 33 of 41 games during his career and totaled 297 tackles (154 solo), seven sacks, 22 TFL, two FR, one FF, seven INT and eight PD.
- As a senior, led the team with 121 tackles and added two sacks, five TFL, and three PD en route to earning All-Sun Belt Conference honors.
- Attended Grapevine HS where he was named first-team All-District at TE and second-team All-District at OLB as a senior.
- Led Grapevine to a Class 4A Texas state title his junior year.

#### OFF-THE-FIELD

- Majored in Applied Arts at North Texas.
- Wife, Kristin and son, Gage.
- Spencer spent the summers during his childhood on the Gulf of Mexico, where he worked on his grandfather George's shrimping boat, based out of Seadrift, TX.
- Spencer's older brother Jeremy is serving in Iraq as a member of the U.S. Army.
- Helped deliver a tractor trailer load of fresh turkey, potatoes, apples and carrots to the Neighbors Together Soup Kitchen in

the Brownsville section of Brooklyn on 11/21/06.

- Visited IS 323 Scholars Academy in Queens, NY, on 4/25/07 as part of the Eat Right Move More program.
- Attended the Taste of the NFL in partnership with ShopRite on 5/3/07, to help raise money to fight hunger in the Metropolitan Area.
- Would like to coach at the conclusion of his NFL career.
- Is a fan of the movie, *Wedding Crashers*, the Houston Astros and the TV show *Deal or No Deal*.
- Full name is Thomas Cody Spencer.

#### CAREER POSTSEASON DEFENSIVE STATISTICS

TACKLES														INTERCEPTIONS		FUMBLES		
Year	Team	GP	GS	TT	Solo	Asts	Sk	Yds	No	Yds	PD	FF	FR					
2006	NYJ	1	0	0	0	0	0	0	0	0	0	0	0					
Career Totals		1	0	0	0	0	0	0	0	0	0	0	0					

**Additional Statistics:** Special Teams Tackles: 1.



**HEIGHT** 6-4  
**WEIGHT** 266  
**AGE** 28 (as of 9/9/07)  
**HOMETOWN** Birmingham, AL  
**HIGH SCHOOL** Minor HS  
**COLLEGE** Alabama-Birmingham  
**EXPERIENCE** Fifth NFL season, fifth with the Jets  
**ACQUIRED** Chosen by the Jets in the first round (22nd overall) of the 2002 NFL Draft

## 99 BRYAN THOMAS

### DEFENSIVE END

#### CAREER HIGHLIGHTS

- Has played in 77 regular-season games, and made 35 starts, recording 227 tackles, 15 sacks with four PD and two FR.
- Made the move from DE to LB in 2006, posting a career-high 8.5 sacks in 2006, including 6.5 sacks during a six-game span.
- Has also appeared in five playoff games, with three starts.

#### CAREER TRANSACTIONS

- Selected by the Jets in the first round (22nd overall) of the 2002 NFL Draft.

#### OFFSEASON PREPARATION

"I go through each and every play. I pick out certain plays I didn't do too well on. I pick those plays and find out what I did wrong – where I took a false step, or I didn't use my hands well, or I was late off the ball, or I didn't read the play well. I try to use those things to get better in the upcoming season. I study those certain plays to find out what I did and what I have to do to get better."

#### CAREER DEFENSIVE STATISTICS

Year	Team	GP	GS	TT	TACKLES			Yds	INTERCEPTIONS				PD	FUMBLES		
					Solo	Asts	Sk		No	Yds	Lg	TD		FF	FR	Yds
2002	NYJ	15	0	11	5	6	0.5	1	0	0	0	0	0	0	0	0
2003	NYJ	16	10	58	36	22	1.0	4	0	0	0	0	1	0	1	0
2004	NYJ	14	5	41	32	9	1.5	16.5	0	0	0	0	0	0	0	0
2005	NYJ	16	4	40	32	8	3.5	16	0	0	0	0	3	0	0	0
2006	NYJ	16	16	77	58	19	8.5	44	0	0	0	0	0	1	1	0
<b>Career Totals</b>		<b>77</b>	<b>35</b>	<b>227</b>	<b>163</b>	<b>64</b>	<b>15.0</b>	<b>81.5</b>	<b>0</b>	<b>0</b>	<b>0</b>	<b>0</b>	<b>4</b>	<b>1</b>	<b>2</b>	<b>0</b>

#### SEASON BY SEASON REVIEW

**2006 (JETS)** Dropped QB Brett Favre for a loss of four yards and forced a fumble that lead to the first Jets' TD. Finished the Week 13 win at GB with five tackles and 1.5 sacks...Recorded a career-high two sacks and four tackles in the Week 12 win vs. HOU...Recorded career-high 11 tackles in the Week 6 win vs. MIA earning Jets' Defensive Player of the Week for his efforts...Blocked a FG for the first time in his career late in the fourth-quarter of the Week 2 loss vs. NE.

**2005 (JETS)** In the Week 17 win vs. BUF he had five solo tackles and a sack...In the Week 3 loss vs. JAX he had six tackles (four solo) and one sack.

**2004 (JETS)** Started and recorded six tackles, including two for

a loss, and three QB pressures in the Jets' 23-7 Week 16 loss to NE...Recorded seven tackles, including one for a loss, and led the team with 1.5 sacks in the Week 10 OT loss vs. BAL.

**2003 (JETS)** Had eight tackles at IND in Week 11...Started at RE in place of an injured John Abraham and made six tackles and batted down a pass in Week 9 vs. NYG...Made his first career start in Week 5 against BUF and tallied two tackles and a FR in the win...Recorded the first solo sack of his career, dropping QB Tom Brady in Week 3 at NE.

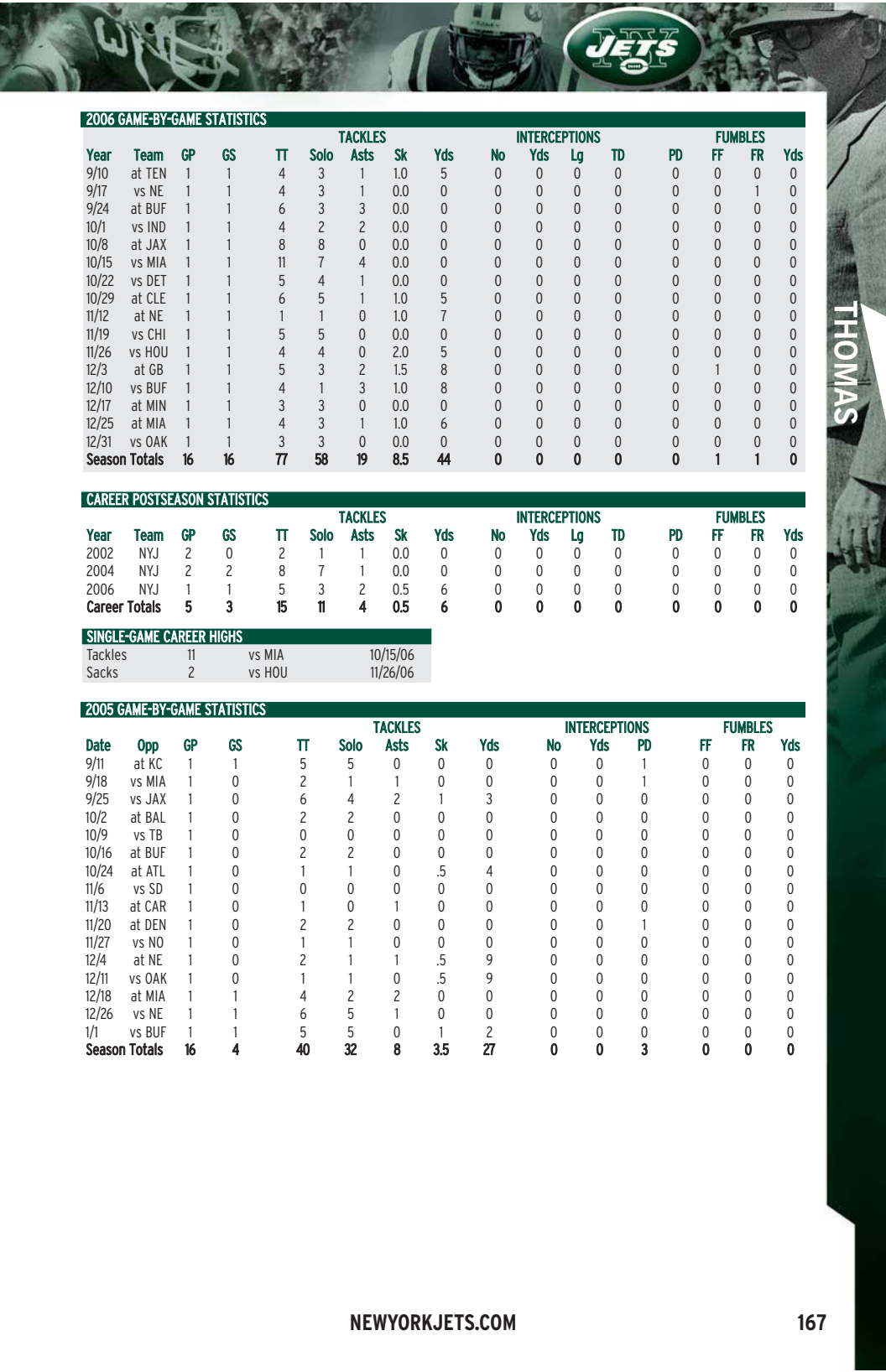
**2002 (JETS)** Notched his first career sack, combining with DT Jason Ferguson to drop QB Jay Fiedler Week 3 at MIA.

#### OFF-THE-FIELD

- Graduated with a degree in Criminal Justice.
- Named to the UAB Athletic Director's Academic Honor Roll twice during his career.
- Participated in the Club's Football Fanfare/Kid Reporter of the Week Program with *The Newark Star-Ledger*.
- Bryan is featured in September of the Jets' Purina Pets for People 2004 calendar.
- Attended the MDA 2004 Muscle Team Kickoff.
- Attended the United Way Gridiron Gala on 4/11/07 to help celebrate the NFL's 30-year partnership with the United Way.

#### BEFORE THE NFL

- A four-year starter at UAB who set school and Conference USA career records with 35 QB sacks, and posted 148 tackles (78 solos), two FR, eight FF, 12 PD and 46 QB pressures.
- Earned first team All-Conference USA honors as a senior when he recorded 46 tackles including 21 for losses, four PD, three FF and 14 sacks for minus-101 yards, fifth-best total in college football for the 2001 season.
- Two-year starter and letter winner at Minor HS in Birmingham, where he posted 75 tackles with two INT and a FR in six games as a senior and 140 tackles with an INT and three FR as a junior.



THOMAS

## 2006 GAME-BY-GAME STATISTICS

Year	Team	GP	GS	TACKLES					INTERCEPTIONS				FUMBLES				
				TT	Solo	Asts	Sk	Yds	No	Yds	Lg	TD	PD	FF	FR	Yds	
9/10	at TEN	1	1	4	3	1	1.0	5	0	0	0	0	0	0	0	0	0
9/17	vs NE	1	1	4	3	1	0.0	0	0	0	0	0	0	0	0	1	0
9/24	at BUF	1	1	6	3	3	0.0	0	0	0	0	0	0	0	0	0	0
10/1	vs IND	1	1	4	2	2	0.0	0	0	0	0	0	0	0	0	0	0
10/8	at JAX	1	1	8	8	0	0.0	0	0	0	0	0	0	0	0	0	0
10/15	vs MIA	1	1	11	7	4	0.0	0	0	0	0	0	0	0	0	0	0
10/22	vs DET	1	1	5	4	1	0.0	0	0	0	0	0	0	0	0	0	0
10/29	at CLE	1	1	6	5	1	1.0	5	0	0	0	0	0	0	0	0	0
11/12	at NE	1	1	1	1	0	1.0	7	0	0	0	0	0	0	0	0	0
11/19	vs CHI	1	1	5	5	0	0.0	0	0	0	0	0	0	0	0	0	0
11/26	vs HOU	1	1	4	4	0	2.0	5	0	0	0	0	0	0	0	0	0
12/3	at GB	1	1	5	3	2	1.5	8	0	0	0	0	0	0	1	0	0
12/10	vs BUF	1	1	4	1	3	1.0	8	0	0	0	0	0	0	0	0	0
12/17	at MIN	1	1	3	3	0	0.0	0	0	0	0	0	0	0	0	0	0
12/25	at MIA	1	1	4	3	1	1.0	6	0	0	0	0	0	0	0	0	0
12/31	vs OAK	1	1	3	3	0	0.0	0	0	0	0	0	0	0	0	0	0
Season Totals		16	16	77	58	19	8.5	44	0	0	0	0	0	0	1	1	0

## CAREER POSTSEASON STATISTICS

Year	Team	GP	GS	TT	TACKLES				Yds	INTERCEPTIONS				PD	FUMBLES			Yds
					Solo	Asts	Sk	No		Yds	Lg	TD	FF		FR	Yds		
2002	NYJ	2	0	2	1	1	0.0	0	0	0	0	0	0	0	0	0		
2004	NYJ	2	2	8	7	1	0.0	0	0	0	0	0	0	0	0	0		
2006	NYJ	1	1	5	3	2	0.5	6	0	0	0	0	0	0	0	0		
Career Totals		5	3	15	11	4	0.5	6	0	0	0	0	0	0	0	0		

## SINGLE-GAME CAREER HIGHS

Tackles	11	vs MIA	10/15/06
Sacks	2	vs HOU	11/26/06

## 2005 GAME-BY-GAME STATISTICS

				TACKLES					INTERCEPTIONS			FUMBLES		
Date	Opp	GP	GS	TT	Solo	Asts	Sk	Yds	No	Yds	PD	FF	FR	Yds
9/11	at KC	1	1	5	5	0	0	0	0	0	1	0	0	0
9/18	vs MIA	1	0	2	1	1	0	0	0	0	1	0	0	0
9/25	vs JAX	1	0	6	4	2	1	3	0	0	0	0	0	0
10/2	at BAL	1	0	2	2	0	0	0	0	0	0	0	0	0
10/9	vs TB	1	0	0	0	0	0	0	0	0	0	0	0	0
10/16	at BUF	1	0	2	2	0	0	0	0	0	0	0	0	0
10/24	at ATL	1	0	1	1	0	.5	4	0	0	0	0	0	0
11/6	vs SD	1	0	0	0	0	0	0	0	0	0	0	0	0
11/13	at CAR	1	0	1	0	1	0	0	0	0	0	0	0	0
11/20	at DEN	1	0	2	2	0	0	0	0	0	1	0	0	0
11/27	vs NO	1	0	1	1	0	0	0	0	0	0	0	0	0
12/4	at NE	1	0	2	1	1	.5	9	0	0	0	0	0	0
12/11	vs OAK	1	0	1	1	0	.5	9	0	0	0	0	0	0
12/18	at MIA	1	1	4	2	2	0	0	0	0	0	0	0	0
12/26	vs NE	1	1	6	5	1	0	0	0	0	0	0	0	0
1/1	vs BUF	1	1	5	5	0	1	2	0	0	0	0	0	0
Season Totals		16	4	40	32	8	3.5	27	0	0	3	0	0	0

## 2004 GAME-BY-GAME STATISTICS

Date	Opp	GP	GS	TT	TACKLES				Yds	INTERCEPTIONS			FUMBLES		
					Solo	Asts	Sk	No		Yds	PD	FF	FR	Yds	
9/12	vs CIN	1A	-	-	-	-	-	-	-	-	-	-	-	-	-
9/19	at SD	1A	-	-	-	-	-	-	-	-	-	-	-	-	-
10/3	at MIA	1	0	2	2	0	0	0	0	0	0	0	0	0	0
10/10	vs BUF	1	0	0	0	0	0	0	0	0	0	0	0	0	0
10/17	vs SF	1	0	1	1	0	0	0	0	0	0	0	0	0	0
10/24	at NE	1	0	1	1	0	0	0	0	0	0	0	0	0	0
11/1	vs MIA	1	0	0	0	0	0	0	0	0	0	0	0	0	0
11/7	at BUF	1	0	2	1	1	0	0	0	0	0	0	0	0	0
11/14	vs BAL	1	1	7	7	0	1.5	16.5	0	0	0	0	0	0	0
11/21	at CLE	1	0	3	2	1	0	0	0	0	0	0	0	0	0
11/28	at ARI	1	0	2	1	1	0	0	0	0	0	0	0	0	0
12/5	vs HOU	1	0	3	3	0	0	0	0	0	0	0	0	0	0
12/12	at PIT	1	1	9	6	3	0	0	0	0	0	0	0	0	0
12/19	vs SEA	1	1	1	1	0	0	0	0	0	0	0	0	0	0
12/26	vs NE	1	1	6	4	2	0	0	0	0	0	0	0	0	0
1/2	at STL	1	1	4	3	1	0	0	0	0	0	0	0	0	0
Season Totals		14	5	41	32	9	1.5	16.5	0	0	0	0	0	0	0

## 2003 GAME-BY-GAME STATISTICS

TACKLES										INTERCEPTIONS		FUMBLES		
Date	Opp	GP	GS	TT	Solo	Asts	Sk	Yds	No	Yds	PD	FF	FR	
9/4	at WAS	1	0	0	0	0	0	0	0	0	0	0	0	
9/14	vs MIA	1	0	3	2	1	0	0	0	0	0	0	0	
9/21	at NE	1	0	3	3	0	1	4	0	0	0	0	0	
9/28	vs DAL	1	0	2	0	2	0	0	0	0	0	0	0	
10/12	vs BUF	1	1	2	1	1	0	0	0	0	0	0	1	
10/19	at HOU	1	0	1	1	0	0	0	0	0	0	0	0	
10/26	at PHI	1	0	0	0	0	0	0	0	0	0	0	0	
11/2	vs NYG	1	1	6	3	3	0	0	0	0	1	0	0	
11/9	at OAK	1	1	7	3	4	0	0	0	0	0	0	0	
11/16	at IND	1	1	8	4	4	0	0	0	0	0	0	0	
11/23	vs JAX	1	1	8	6	2	0	0	0	0	0	0	0	
12/1	vs TEN	1	1	4	3	1	0	0	0	0	0	0	0	
12/7	at BUF	1	1	5	4	1	0	0	0	0	0	0	0	
12/14	vs PIT	1	1	3	1	2	0	0	0	0	0	0	0	
12/20	vs NE	1	1	3	2	1	0	0	0	0	0	0	0	
12/28	at MIA	1	1	3	3	0	0	0	0	0	0	0	0	
Season Totals		16	10	58	36	22	1	4	0	0	1	0	1	

## BLOCK THAT KICK

Bryan Thomas' rejection of Stephen Gostkowski's late field goal attempt in Game 2 vs. New England last year was the first field goal block by a Jet in six seasons. Shane Burton rejected two field goals in 2000, both on tries by the Bills' Steve Christie, one in the Meadowlands and one at Buffalo.

### JETS' BLOCKED FIELD GOALS, LAST 15 SEASONS

Date	Player	Opponent	Kicker
11/28/93	Bill Pickel	at NE	Scott Sisson
9/21/97	Corwin Brown	vs. OAK	Cole Ford
9/17/00	Shane Burton	vs. BUF	Steve Christie
10/29/00	Shane Burton	at BUF	Steve Christie
9/17/06	Bryan Thomas	vs. NE	Stephen Gostkowski





**HEIGHT** 6-0  
**WEIGHT** 192  
**AGE** 24 (as of 9/9/07)  
**HOMETOWN** Sparr, FL  
**HIGH SCHOOL** North Marion (FL) HS  
**COLLEGE** Oklahoma State  
**EXPERIENCE** First NFL season, first with the Jets  
**ACQUIRED** Signed as a rookie free agent on 5/12/06

## 38 JAMIE THOMPSON

### SAFETY

#### CAREER HIGHLIGHTS

- Was active for three games in 2006, after making the practice squad as a rookie free agent, recording one special teams tackle.
- Played for the Amsterdam Admirals in NFL Europa in 2007.
- Started all 10 games for the Amsterdam Admirals at 2007 NFL Europa and led the Admirals in tackles, recording 64 tackles (54 solo) and a forced fumble.

#### SEASON BY SEASON REVIEW

**2006 (JETS)** Placed on IR on 1/3/07...Played in the Week 17 win vs. OAK, but did not record any stats...Recorded his first career special teams tackle in the Week 15 win at MIN...Played in his first career game in the Week 14 loss vs. BUF.

#### OFF-THE-FIELD

- Graduated with an undergraduate degree in Sociology.
- Visited St. Barnabas Medical Center in Livingston, NJ on 7/5/06, along with 24 members of the Jets' rookie class, to tour the facilities and spend time with inpatients in the pediatric and burn victim units.
- Attended a private viewing of the movie "Invincible" on 9/12/06 with 200 students from the Generation Jets Academy, in conjunction with the New York Mercantile Exchange Charitable Foundation and National Communications Group.
- Enjoys playing keyboard in his spare time.

#### BEFORE THE NFL

- A three-year letterman for the Oklahoma State Cowboys, Thompson began his collegiate career at Butler County Community College in Kansas.
- Thompson completed his collegiate career with 181 career tackles, 7.5 sacks, five PD, four FF and two FR.
- Played against Jets' draft choices Nick Mangold and Anthony Schlegel in the 2005 Sun Bowl in El Paso.
- He was a standout at Butler County in 2002, earning second-team NJCAA All-America status as a DB.
- Was named first-team All-State for Class 3A at North Marion HS in Florida his senior year. He also played basketball, and was named honorable mention All-State his senior season.

#### CAREER TRANSACTIONS

- Allocated to Amsterdam Admirals of NFL Europa for 2007
- Signed to the Jets active roster on 12/10/06.
- Signed to the Jets practice squad on 9/3/06.
- Waived by the Jets on 9/2/06.
- Signed by the Jets as a rookie FA on 5/12/06.

## JETS' FUTURE OPPONENTS

#### 2008

**Home:** Buffalo, Miami, New England, Denver, KC, Arizona, St. Louis, AFC North

**Away:** Buffalo, Miami, New England, Oakland, San Diego, San Francisco, Seattle, AFC South

#### 2009

**Home:** Buffalo, Miami, New England, Jacksonville, Tennessee, Atlanta, Carolina, AFC North

**Away:** Buffalo, Miami, New England, Houston, Indianapolis, New Orleans, Tampa Bay, AFC West



**HEIGHT** 6-1  
**WEIGHT** 220  
**AGE** 28 (as of 9/9/07)  
**HOMETOWN** Woodinville, WA  
**HIGH SCHOOL** Woodinville  
**COLLEGE** University of Washington  
**EXPERIENCE** Seventh NFL season, first with the Jets  
**ACQUIRED** Signed as an UFA on 3/23/07 (OAK)

## 8 MARQUES TUIASOSOPO

### QUARTERBACK

#### CAREER HIGHLIGHTS

- Played in 11 regular season games, two starts, in six seasons.
- Threw first career TD against the Jets on Dec. 11, 2005.

#### CAREER TRANSACTIONS

- Signed by the Jets as an UFA on 3/23/07.
- Selected by OAK in the second round (59th overall) of the 2001 NFL Draft.

#### CAREER PASSING STATISTICS

Year	G	GS	Att	Com	Pct	Yds	Att	TD	Int	Lg	Sk	Yds	Rate
2001	1	0	4	3	75.0	34	8.5	0	0	15	0	0	100.0
2002	3	0	0	0	-	0	-	0	0	0	0	0	-
2003	4	1	45	25	55.6	324	7.2	0	3	35	2	14	50.6
2004	DID NOT APPEAR IN A GAME												
2005	1	1	26	14	53.8	124	4.8	1	2	20	6	40	47.6
2006	2	0	13	6	46.2	68	5.2	1	2	29	0	0	48.4
<b>Total</b>	<b>11</b>	<b>2</b>	<b>88</b>	<b>48</b>	<b>54.5</b>	<b>550</b>	<b>6.3</b>	<b>2</b>	<b>7</b>	<b>35</b>	<b>8</b>	<b>54</b>	<b>48.0</b>

#### SEASON BY SEASON REVIEW

**2006 (JETS)** Rushed for 20 yards on three carries and went 2 of 4 for 16 yards passing Week 7 vs. ARI...Completed 4 of 9 for 52 yards and an eight-yard TD pass to Courtney Anderson in relief of Andrew Walter Week 5 at SF.

**2005 (OAK)** Started his second career game and threw for his first career TD in Week 14 at NYJ, a 20-yard pass to Jerry Porter.

**2004 (OAK)** Was the third quarterback all season behind Rich Gannon and Kerry Collins.

**2003 (OAK)** Made his first career start in week 9 at DET, completing 6 of 12 for 65 yards before suffering a season-ending injury.

**2002 (OAK)** Suited up for all 16 games and the three postseason games (including Super Bowl XXXVII)...Appeared in three regular season games as a QB or holder.

**2001 (OAK)** First career completion was a nine-yard pass to James Jett vs. SEA Week 4 in his only appearance of the season.

#### OFF-THE-FIELD

- Wife, Lisa.
- Majored in Business Administration at Washington.
- Was drafted in the 28th round of the Major League Baseball draft by the Minnesota Twins.
- Manu, his father, played defensive line for SEA and SF after starring at UCLA.
- Brother Zach, now with the Eagles, was his teammate with UW and OAK, while sister Leslie played volleyball for UW and trained with the US National Team.
- Younger brother Matt was drafted by Seattle Mariners in 2004 and currently plays for their Double A franchise West Tennessee Diamondbacks.
- Attended the Taste of the NFL in partnership with ShopRite on 5/3/07, to help raise money to fight hunger in the Metropolitan Area.

#### BEFORE THE NFL

- Two-year starter at the University of Washington, starting 25 games and finishing his career with 5,501 yards (third most in school history) with 31 TD on 418-of-761 (54.9%) passing.
- Named PAC-10 Player of the Year, Rose Bowl MVP (vs. Purdue, 2001) and Unitas Award Finalist his senior season.
- Set a school QB record with 1,374 rushing yards with 20 TD and established a school record with 6,875 yards of total offense, as he was the first player to surpass 1,000 career yards in both rushing and passing.
- Was the first Division I-A player ever to post 300 yards passing and 200 yards rushing in the same game, passing for 302 and running for 207 (509 yards total offense) in a win vs. Stanford.
- Played QB and DB at Woodinville High (WA), where he was selected as the Gatorade State Player of the Year as a senior.
- Three-year starter in football, basketball and baseball at Woodinville High.



**SINGLE-GAME CAREER HIGHS**

**PASSING**

Attempts	28	vs KC	10/20/03
Completions	16	vs. KC	10/20/03
Percentage	75.0	vs SEA	9/30/01
Yards	224	vs KC	10/20/03
Longest Pass	35	vs KC	10/20/03
Touchdowns	1	twice, last time at SF	10/8/06
Interceptions	2	twice, last time at SF	10/8/06

**RUSHING**

Yards	20	vs KC	10/20/03
Long Rush	11	vs ARI	10/22/06

**2006 GAME-BY-GAME PASSING STATISTICS (OAK)**

Date	Opp	Att	Com	Pct	Yds	TD	Int	Sk	Yds	Rate
10/8	at SF	9	4	44.4	52	1	2	0	0	60.6
10/22	vs ARI	4	2	50.0	16	0	0	0	0	60.4
<b>Season Totals</b>		<b>13</b>	<b>6</b>	<b>46.2</b>	<b>68.0</b>	<b>1</b>	<b>2</b>	<b>0</b>	<b>0</b>	<b>48.4</b>

**JETS' QB STARTING RECORDS**

**ALL-TIME JETS' QUARTERBACKS STARTING RECORDS**

Quarterback	Years	Starts	Regular Season				Pct.	Starts	Postseason		
			W	L	T	Pct.			W	L	Pct.
Quincy Carter	2005	3	2	1	0	.667					
Ray Lucas	1997-2000	9	6	3	0	.667					
Pat Ryan	1978-1989	19	11	8	0	.579	2	1	1		.500
Chad Pennington	2000-	53	31	22	0	.585	5	2	3		.400
Vinny Testaverde	1998-2003	61	35	26	0	.574	3	1	2		.333
Joe Namath	1965-1976	126	61	61	4	.500	3	2	1		.667
Butch Songin	1962	2	1	1	0	.500					
Jack Trudeau	1994	2	1	1	0	.500					
Matt Robinson	1977-1979	14	6	8	0	.429					
Al Dorow	1960-1961	28	14	14	0	.500					
Ken O'Brien	1983-1992	106	50	55	1	.476	2	0	2		.000
Richard Todd	1976-1983, 1986	93	42	50	1	.457	4	2	2		.500
Dick Wood	1963-1964	27	10	15	2	.407					
Mike Taliaferro	1964-1967	5	2	3	0	.400					
Neil O'Donnell	1996-1997	20	8	12	0	.400					
Bob Davis	1970-1972	8	3	5	0	.375					
John Green	1962-1963	8	3	5	0	.375					
Boomer Esiason	1993-1995	42	15	27	0	.357					
Lee Grosscup	1962	3	1	2	0	.333					
Rick Mirer	1999	6	2	4	0	.333					
Al Woodall	1969-1974	19	5	14	0	.263					
Bubby Brister	1995	4	1	3	0	.250					
Browning Nagle	1991-1993	13	3	10	0	.231					
Brooks Bollinger	2005	9	2	7	0	.222					
Frank Reich	1996	7	1	6	0	.143					
Bill Demory	1973	3	1	2	0	.333					
Marty Domres	1977	2	0	2	0	.000					
Tony Eason	1989	2	0	2	0	.000					
Glenn Foley	1994-1998	8	1	7	0	.125					
David Norrie	1987	2	0	2	0	.000					
J.J. Jones	1975	1	0	1	0	.000					
Kyle Mackey	1989	1	0	1	0	.000					
Galen Hall	1963	2	0	2	0	.000					
<b>Totals</b>		<b>708</b>	<b>318</b>	<b>382</b>	<b>8</b>	<b>.455</b>	<b>19</b>	<b>8</b>	<b>11</b>		<b>.421</b>



**HEIGHT** 6-1  
**WEIGHT** 233  
**AGE** 25 (as of 9/9/07)  
**HOMETOWN** Fredricksburg, VA  
**HIGH SCHOOL** Essex HS  
**COLLEGE** Richmond  
**EXPERIENCE** Second NFL season, second with the Jets  
**ACQUIRED** Signed as a rookie free agent on 5/12/06

## 45 **STACY TUTT**

### **FULLBACK**

#### CAREER HIGHLIGHTS

- Played in two games (at MIN, at MIA) after being added to the active roster on Dec. 16, but did not record any statistics.

#### OFF-THE-FIELD

- Hobbies and interests include watching television, playing sports and reading the Bible.
- Attended the United Way Gridiron Gala on 4/11/07, to help celebrate the NFL's 30-year partnership with the United Way.
- Attended the Taste of the NFL in partnership with ShopRite on 5/3/07, to help raise money to fight hunger in the Metropolitan Area.
- Visited a local school on 5/9/07, as part of the *Eat Right, Move More* program.
- Has made numerous hospital visits.

#### BEFORE THE NFL

- His 6,872 yards of total offense rank second and 5,318 passing yards, third on Richmond's all-time list.
- Tutt amassed 3,047 yards of total offense (threw for 2,219 yards and 16 TD) and accounted for 28 TD during his senior season at Richmond, leading the Spiders to the Division I-AA quarterfinals.
- Spent year at Fork Union Military Academy after high school, where he played football.
- Lettered three years each in football, basketball and baseball at Essex HS in Tappahannock, VA.
- Named All-District, All-Region, and All-State as a senior.

#### CAREER TRANSACTIONS

- Signed to the Jets active roster on 12/16/06.
- Signed to the Jets practice squad on 9/3/06.
- Waived by the Jets on 9/2/06.
- Signed by the Jets as a rookie FA on 5/12/06.

## **PENNINGTON'S FOURTH QUARTER COMEBACKS**

Chad Pennington engineered two fourth-quarter scoring drives that helped lift the Jets over the Dolphins, 13-10, in the rain on Christmas night last year. It was the sixth fourth-quarter comeback of Pennington's career as the Jets' starting QB:

Season	Opponent	4th Qtr Deficit	Final Score
12/8/02	vs. DEN	13-9	Jets, 19-13
11/2/03	at Oak	21-10	Jets, 27-24 (OT)
11/23/03	vs. JAX	10-6	Jets, 13-10
10/10/04	vs. BUF	14-13	Jets, 16-14
10/17/04	vs. SF	14-9	Jets, 22-14
12/25/06	at MIA	7-3	Jets, 13-10



TUTT/VILMA



**HEIGHT** 6-1  
**WEIGHT** 230  
**AGE** 25 (as of 9/9/07)  
**HOMETOWN** Coral Gables, FL  
**HIGH SCHOOL** Coral Gables  
**COLLEGE** Miami  
**EXPERIENCE** Fourth NFL season, fourth with the Jets  
**ACQUIRED** Chosen by the Jets in the first round (12th overall) of the 2004 NFL Draft

# 51 JONATHAN VILMA

## LINEBACKER

### CAREER HIGHLIGHTS

- Has played in 48 games, starting 46, collecting 421 total tackles, 2.5 sacks, five INT for 59 yards, 12 PD, five FF and three FR in two seasons.
- Led the team with 116 tackles in 2006, becoming the first Jets' LB since Kyle Clifton (1984-86) to surpass 100 tackles in his first three NFL seasons.
- Led the NFL with 187 tackles in 2005, when he earned a trip to the Pro Bowl and was named Jets' Most Valuable Player.
- In 2004, became only the third Jet to earn AP NFL Defensive Rookie of the Year honors and first since DE Hugh Douglas captured the award in 1995.
- Also named *Football Digest's* Defensive Rookie of the Year and a member of the Pro Football Writers of America All-Rookie team.
- Earned AFC Defensive Rookie of the Month honors for November after he recorded 48 tackles, an INT, one PD and a FR.

### A WEEK IN THE LIFE

Jonathan and Kerry Rhodes often watched film together, alternating sessions between their homes. A typical week in 2006:

Monday: Watch the last four games of the Jets' upcoming opponent.

Tuesday: Study the opponents' first- and second-down plays in various personnel groups.

Wednesday: Break down the third-down plays.

Thursday: Analyze the goal-line and red-zone plays.

Friday: Watch the first half of the opponent's most recent game, making the checks and alerts as if they were actually playing, while quizzing each other.

"When we watch film," Rhodes said. "We're really trying to find tendencies. We're serious."

Source: Rich Cimini, *The New York Daily News*

### CAREER DEFENSIVE STATISTICS

Year	Team	GP	GS	TACKLES					Yds	INTERCEPTIONS				PD	FUMBLES			Yds
				TT	Solo	Asts	Sk			No	Yds	Lg	TD		FF	FR		
2004	NYJ	16	14	118	75	43	2.0	13	13	3	58	38t	1	4	1	1	0	
2005	NYJ	16	16	187	143	44	0.5	4	4	1	1	1	0	4	4	1	4	
2006	NYJ	16	16	116	68	48	0.0	0	0	1	0	0	0	4	0	1	12	
<b>Career Totals</b>		<b>48</b>	<b>46</b>	<b>421</b>	<b>286</b>	<b>135</b>	<b>2.5</b>	<b>17</b>	<b>17</b>	<b>5</b>	<b>59</b>	<b>38t</b>	<b>1</b>	<b>12</b>	<b>5</b>	<b>3</b>	<b>16</b>	

**Additional Statistics:** Special Teams Tackles: 8 in 2004.

### SEASON BY SEASON REVIEW

**2006 (JETS)** Forced a fumble and added nine tackles Week 16 at MIA Christmas night...Collected five tackles and a PD, earning Jets' Defensive Player of the Week honors in the Week 13 win at GB...Led the team in tackles with 11 and had two PD and an INT in the Week 7 win vs. DET...In Week 3 at BUF, put up 10 tackles and recovered a fumble and returned it for 12 yards...Led the team in tackles with 12 in the Week 1 victory at TEN.

**2005 (JETS)** Led the team in tackles for the fourth consecutive week with 17 in the Week 16 loss vs. NE...In the Week 13 loss at NE he led the team with 14 tackles (10 solo), had two TFL for losses of three yards and FF...In the Week 11 loss at DEN he had a career-high 18 tackles (14 solo), two PD and a FF...In the Week 7 loss at ATL he made nine stops (seven solo) and notched a QB pressure, a PD, a TFL and an INT of Michael Vick...In the Week 5

win vs. TB he led the team with 14 tackles (11 solo), a QB pressure and a FF.

**2004 (JETS)** Notched a postseason team-high 17 tackles in the 20-17 Divisional Playoff OT loss at PIT...Started his first postseason game and led the team with 12 tackles and one sack of Drew Brees in the Jets' 20-17 OT Wild Card victory at SD...Recorded seven tackles, two PD and returned an INT of Marc Bulger 38 yards for a touchdown in the Jets' regular-season finale, a 32-29 OT loss at STL...Recorded his first career NFL INT when he picked off a Tim Rattay pass 1:44 left to play in Week 6 and returned it 14 yards to end the 49ers' comeback attempt as the Jets led 15-14...Notched his first career start at MLB in place of Sam Cowart and tied the team high with seven tackles in the Week 4 win at MIA.



## OFF-THE-FIELD

- Was honored as a Hometown Hero and 2006 National United Way spokesman for the NFL's lend a hand campaign at the United Way Gridiron Gala on 4/11/07.
- Is a spokesperson for Icerocks, the hygienic secured ice cubes produced by WaterBank of America.
- Hosts a financial conference for NFL players called "Jonathan Vilma's Financial 51" to help players manage their money.
- Named a Board Member of the National Football Foundation's "Play It Smart" program, an educational program designed to use football as a vehicle to foster the academic, personal and career development of at-risk student athletes.
- Was Master of Ceremonies for the Children's Brain Tumor Foundation's its 5th Annual Dream and Promise Awards Benefit in New York in May, 2007 that raised over \$750,000.
- Has given talks to numerous schools about success on the field and in the classroom, and the importance of a healthy lifestyle.
- Represented the Miami-Dade County Community Foundation and Jonathan Vilma Charitable Fund on an episode of *Wheel of Fortune*, which aired on 9/6/06.
- Has his own website, [www.jonvilma.com](http://www.jonvilma.com).
- Majored in Finance.
- Son of Fritz Vilma and Nelly Banatte.

## CAREER TRANSACTIONS

- Selected by the Jets in the first round (12th overall) of the 2004 NFL Draft.

## BEFORE THE NFL

- Played in 47 games, starting 37 contests, and recorded 371 tackles (234 solo), three sacks, 30 TFL, seven FR, four FF, one INT and 12 PD.
- Three-time Academic All-Big East Conference and two-time Butkus Award nominee (semi finalist in 2002 and finalist in 2003).
- Selected All-America first-team by The NFL Draft Report, American Football Coaches Association and Walter Camp, added second-team honors from Sports Illustrated and Associated Press. Also named CoSIDA Academic All-American and All-District choice and added first-team All-Big East Conference and Academic All-Big East honors as a senior.
- Unanimous All-Big East Conference and Academic All-Big East first-team choice and a semi finalist for the Butkus Award as a junior.
- Selected Verizon Academic All-American and All-District III first-team selection and was named the University of Miami's Scholar-Athlete of the Year for the 2002-03 academic year.
- All-Big East Conference and Academic All-Big East first-team choice as a sophomore.
- Freshman All-America selection by Rivals.com.
- Coral Gables (FL) High, where he was a three-year letter winner – two-year captain—who was credited with 11 sacks and 138 tackles as a senior while earning Miami Herald Class 6A-5A All-Dade first-team selection.

## 2006 GAME-BY-GAME STATISTICS

				TACKLES					INTERCEPTIONS					FUMBLES		
Year	Team	GP	GS	TT	Solo	Asts	Sk	Yds	No	Yds	Lg	TD	PD	FF	FR	Yds
9/10	at TEN	1	1	12	7	5	0.0	0	0	0	0	0	0	0	0	0
9/17	vs NE	1	1	7	5	2	0.0	0	0	0	0	0	0	0	0	0
9/24	at BUF	1	1	10	6	4	0.0	0	0	0	0	0	0	0	1	12
10/1	vs IND	1	1	11	6	5	0.0	0	0	0	0	0	0	0	0	0
10/8	at JAX	1	1	4	4	0	0.0	0	0	0	0	0	0	0	0	0
10/15	vs MIA	1	1	6	5	1	0.0	0	0	0	0	0	0	0	0	0
10/22	vs DET	1	1	11	6	5	0.0	0	1	0	0	0	2	0	0	0
10/29	at CLE	1	1	8	4	4	0.0	0	0	0	0	0	1	0	0	0
11/12	at NE	1	1	6	3	3	0.0	0	0	0	0	0	0	0	0	0
11/19	vs CHI	1	1	9	2	7	0.0	0	0	0	0	0	0	0	0	0
11/26	vs HOU	1	1	7	4	3	0.0	0	0	0	0	0	0	0	0	0
12/3	at GB	1	1	5	3	2	0.0	0	0	0	0	0	1	0	0	0
12/10	vs BUF	1	1	1	1	0	0.0	0	0	0	0	0	0	0	0	0
12/17	at MIN	1	1	5	3	2	0.0	0	0	0	0	0	0	0	0	0
12/25	at MIA	1	1	9	5	4	0.0	0	0	0	0	0	0	1	0	0
12/31	vs OAK	1	1	5	4	1	0.0	0	0	0	0	0	0	0	0	0
Season Totals		16	16	116	68	48	0.0	0	1	0	0	0	4	1	1	12

## SINGLE-GAME CAREER HIGHS

Tackles	18	at DEN	11/20/05
Sacks	1	Twice	
Interceptions	1	Five times	

## CAREER POSTSEASON DEFENSIVE STATISTICS

				TACKLES					INTERCEPTIONS					FUMBLES		
Year	Team	GP	GS	TT	Solo	Asts	Sk	Yds	No	Yds	Lg	TD	PD	FF	FR	Yds
2004	NYJ	2	2	30	16	14	1.0	5	0	0	0	0	0	0	0	0
2006	NYJ	1	1	6	4	2	0.0	0	0	0	0	0	0	0	0	0
Career Totals		3	3	36	20	16	1.0	5	0	0	0	0	0	0	0	0



VILMA

## 2005 GAME-BY-GAME STATISTICS

Year	Team	GP	GS	TT	TACKLES				Yds	INTERCEPTIONS				PD	FUMBLES			Yds
					Solo	Asts	Sk			No	Yds	Lg	TD		FF	FR		
9/11	at KC	1	1	12	10	2	0	0	0	0	0	0	0	0	0	0	0	0
9/18	vs MIA	1	1	11	8	3	0	0	0	0	0	0	0	0	0	0	0	0
9/25	vs JAX	1	1	13	11	2	0	0	0	0	0	0	0	0	0	0	0	0
10/2	at BAL	1	1	15	12	3	0	0	0	0	0	0	0	0	0	0	0	0
10/9	vs TB	1	1	14	11	3	0	0	0	0	0	0	0	0	1	0	0	0
10/16	at BUF	1	1	12	9	3	0	0	0	0	0	0	0	0	0	0	0	0
10/24	at ATL	1	1	9	7	2	0	0	0	1	2	2	0	1	0	0	0	0
11/6	vs SD	1	1	10	8	2	0	0	0	0	0	0	0	0	0	1	0	0
11/13	at CAR	1	1	9	6	3	0	0	0	0	0	0	0	0	0	0	0	0
11/20	at DEN	1	1	18	14	4	0	0	0	0	0	0	0	2	1	0	0	0
11/27	vs NO	1	1	8	4	4	0	0	0	0	0	0	0	0	0	0	0	0
12/4	at NE	1	1	14	10	4	0	0	0	0	0	0	0	0	1	0	0	0
12/11	vs OAK	1	1	10	8	2	0	0	0	0	0	0	0	1	1	0	0	0
12/18	at MIA	1	1	7	5	2	0	0	0	0	0	0	0	0	0	0	0	0
12/26	vs NE	1	1	17	14	3	.5	4	4	0	0	0	0	0	0	0	0	0
1/1	vs BUF	1	1	8	6	2	0	0	0	0	0	0	0	0	0	0	0	0
<b>Season Totals</b>		<b>16</b>	<b>16</b>	<b>187</b>	<b>143</b>	<b>44</b>	<b>.5</b>	<b>4</b>	<b>4</b>	<b>1</b>	<b>2</b>	<b>2</b>	<b>0</b>	<b>4</b>	<b>4</b>	<b>1</b>	<b>0</b>	<b>0</b>

## 2004 GAME-BY-GAME STATISTICS

Year	Team	GP	GS	TT	TACKLES				Yds	INTERCEPTIONS				PD	FUMBLES			Yds
					Solo	Asts	Sk			No	Yds	Lg	TD		FF	FR		
9/12	vs CIN	1	0	2	1	1	0	0	0	0	0	0	0	0	0	0	0	0
9/19	at SD	1	0	3	3	0	0	0	0	0	0	0	0	0	0	0	0	0
10/3	at MIA	1	1	7	3	4	0	0	0	0	0	0	0	1	0	0	0	0
10/10	vs BUF	1	1	9	6	3	1	7	0	0	0	0	0	0	0	0	0	0
10/17	vs SF	1	1	6	2	4	0	0	0	1	14	0	0	0	0	0	0	0
10/24	at NE	1	1	6	4	2	0	0	0	0	0	0	0	0	0	0	0	0
11/1	vs MIA	1	1	9	7	2	0	0	0	1	2	2	0	0	0	0	0	0
11/7	at BUF	1	1	14	10	4	0	0	0	0	0	0	0	1	0	0	0	0
11/14	vs BAL	1	1	8	6	2	0	0	0	0	0	0	0	0	0	0	0	0
11/21	at CLE	1	1	7	3	4	0	0	0	0	0	0	0	0	1	0	0	0
11/28	at ARI	1	1	10	5	5	0	0	0	0	1	6	0	0	0	1	0	0
12/5	vs HOU	1	1	5	3	2	0	0	0	0	0	0	0	0	0	0	0	0
12/12	at PIT	1	1	7	6	1	0	0	0	0	0	0	0	0	1	0	0	0
12/19	vs SEA	1	1	7	3	4	0	0	0	0	0	0	0	0	0	0	0	0
12/26	vs NE	1	1	11	8	3	1	6	6	0	0	0	0	0	0	0	0	0
1/2	at STL	1	1	7	5	2	0	0	0	0	1	38	1	2	0	0	0	0
<b>Season Totals</b>		<b>16</b>	<b>14</b>	<b>118</b>	<b>75</b>	<b>43</b>	<b>2</b>	<b>13</b>	<b>3</b>	<b>58</b>	<b>38</b>	<b>1</b>	<b>4</b>	<b>1</b>	<b>1</b>	<b>0</b>	<b>0</b>	<b>0</b>





**HEIGHT** 6-4  
**WEIGHT** 299  
**AGE** 36 (as of 9/9/07)  
**HOMETOWN** Kaunakakai, HI  
**HIGH SCHOOL** Molokai HS, HI  
**COLLEGE** Boise State  
**EXPERIENCE** 14th NFL season, second with the Jets  
**ACQUIRED** Signed as an UFA on 3/21/06 (PIT)

## 67 KIMO von OELHOFFEN

### DEFENSIVE LINEMAN

#### CAREER HIGHLIGHTS

- In 12 seasons, has played in 192 regular-season games and started 146, recording 395 career tackles, along with 26.5 sacks, 14 PD, three FF and seven FR.
- Owns a Super Bowl ring as part of the Super Bowl XL Champion Steelers.
- Has made 10 starts and recorded 21 tackles and two sacks in postseason play.
- Enjoyed his best statistical season in 2003 when he recorded 40 tackles, led the team with eight sacks and added one FR.

#### CAREER TRANSACTIONS

- Signed by the Jets as an UFA on 3/21/06.
- Signed by PIT as an UFA on 2/18/00.
- Selected in the sixth round (162nd overall) by CIN in the 1994 NFL Draft.

#### CAREER DEFENSIVE STATISTICS

Year	Team	GP	GS	TACKLES					Yds	INTERCEPTIONS				FUMBLES				Yds
				TT	Solo	Asts	Sk			No	Yds	Lg	TD	PD	FF	FR		
1994	CIN	8	0	2	2	0	0.0	0	0	0	0	0	0	0	0	0	0	0
1995	CIN	16	1	8	7	1	0.0	0	0	0	0	0	0	1	0	0	0	0
1996	CIN	11	1	15	11	4	1.0	2.5	0	0	0	0	0	0	0	0	0	0
1997	CIN	13	13	42	32	10	0.0	0	0	0	0	0	0	0	0	0	0	0
1998	CIN	16	16	45	36	9	0.0	0	0	0	0	0	0	3	0	0	0	0
1999	CIN	16	5	26	24	2	4.0	30	0	0	0	0	0	0	1	1	0	0
2000	PIT	16	16	52	38	14	1.0	3	0	0	0	0	0	2	1	0	0	0
2001	PIT	16	15	29	24	5	4.0	19	0	0	0	0	0	0	1	2	0	0
2002	PIT	16	16	35	28	7	3.0	19.5	0	0	0	0	0	2	0	1	0	0
2003	PIT	16	16	40	32	8	8.0	42	0	0	0	0	0	0	0	1	0	0
2004	PIT	16	15	33	22	11	1.0	1	0	0	0	0	0	1	0	2	21	
2005	PIT	16	16	40	27	13	3.5	15	0	0	0	0	0	4	0	0	0	0
2006	NYJ	16	16	28	16	12	1.0	2	0	0	0	0	0	1	0	0	0	0
<b>Career Totals</b>		<b>192</b>	<b>146</b>	<b>395</b>	<b>299</b>	<b>96</b>	<b>26.5</b>	<b>134</b>	<b>0</b>	<b>0</b>	<b>0</b>	<b>0</b>	<b>0</b>	<b>14</b>	<b>3</b>	<b>7</b>	<b>21</b>	

#### SEASON BY SEASON REVIEW

**2006 (JETS)** Brought down Tom Brady for a sack in the Week 10 win at NE...Recorded five tackles in the Week 2 loss vs. NE.

**2005 (PIT)** In the AFC Divisional Playoff win at IND, he recorded two solo tackles and one sack for a loss of eight yards...In Week 15 victory at MIN, teamed with LB Joey Porter to sack QB Brad Johnson for a loss of four yards and blocked a 32-yard Paul Edinger FG attempt...Started and registered two tackles and a sack for a loss of seven yards in the Week 7 win at CIN. Also deflected a Carson Palmer pass that was intercepted by Aaron Smith.

**2004 (PIT)** Started the AFC Divisional Playoff Game vs. NYJ and posted four tackles...Played a key role in the come-from-behind victory at DAL in Week 6, when he retrieved a Vinny Testaverde fumble and returned it 21 yards to set up the game-winning TD.

**2003 (PIT)** In the Week 14 win vs. OAK, he matched a career

high by tallying three sacks of Raiders' QB Rick Mirer.

**2002 (PIT)** In season opener at NE, posted 1.5 sacks, three tackles and one QB pressure.

**2001 (PIT)** Played a strong game in Week 10 victory over JAX, making three tackles, including a sack, and adding two FR...Was credited with three sacks in Week six victory at TB. Finished with seven total tackles and one QB pressure.

**2000 (PIT)** Registered four total tackles, three pressures and a in Week 11 loss vs. PHI. Added three QB pressures on 58 snaps...Totaled six tackles, including 1.5 for loss and one pressure in Week 10 loss at TEN.

**1999 (CIN)** In Week 14 win vs. CLE recorded a sack, a FF, an FR and four tackles as the defense allowed only 11 net rushing yards, fewest in CIN history.



**1998 (CIN)** Ranked second on defensive line in tackles (45)...Led defensive line with three PD.

**1997 (CIN)** Despite missing three games, finished as the line's second-leading tackler with 42 (32 solo)...In the Week nine loss at NYG, he registered a season-high eight tackles (six solo).

**1996 (CIN)** In the Week 15 victory vs. HOU (Oilers), took part in two sacks and led the line with seven tackles, one for loss and

a pass defended...Led all defensive linemen with three solo tackles in Week 1 loss at SD, filling in at both tackle positions.

**1995 (CIN)** Credited by coaches with major contributions on kickoff return team, where he was a starter most of the year...Registered two solo tackles while logging a season-high 46 snaps in Week 17 win over MIN.

**1994 (CIN)** Saw action in eight games as a rookie.

#### OFF-THE-FIELD

- Hometown is Kaunakakai, Hawai'i.
- Attended Molokai High School, which did not field a football team.
- Father is German-Hawaiian and mother is Portuguese-Hawaiian.
- He and wife, Tondi, have three daughters, Jaylin, Kamri and Talia.

#### SINGLE-GAME CAREER HIGHS

Tackles	8	at NYG	10/26/97
Sacks	3	Twice, last time at TB	10/21/01

#### BEFORE THE NFL

- Began college career in 1990 at University of Hawaii but transferred to Walla Walla (WA) J.C. in 1991 and then to Boise State in 1992.
- Played only half the season in 1992 due to a stress fracture in foot, but had two sacks, four TFL and one FR.
- Was slowed by a sprained ankle his senior season (1993) but still recorded four sacks, four TFL and five PD.

#### 2006 GAME-BY-GAME STATISTICS

				TACKLES					INTERCEPTIONS					FUMBLES			
Year	Opp	GP	GS	TT	Solo	Asts	Sk	Yds	No	Yds	Lg	TD	PD	FF	FR	Yds	
9/10	at TEN	1	1	1	0	1	0.0	0	0	0	0	0	0	0	0	0	
9/17	vs NE	1	1	5	2	3	0.0	0	0	0	0	0	0	0	0	0	
9/24	at BUF	1	1	3	1	2	0.0	0	0	0	0	0	0	0	0	0	
10/1	vs IND	1	1	2	2	0	0.0	0	0	0	0	0	0	0	0	0	
10/8	at JAX	1	1	2	2	0	0.0	0	0	0	0	0	0	0	0	0	
10/15	vs MIA	1	1	1	1	0	0.0	0	0	0	0	0	0	0	0	0	
10/22	vs DET	1	1	0	0	0	0.0	0	0	0	0	0	0	0	0	0	
10/29	at CLE	1	1	3	2	1	0.0	0	0	0	0	0	0	0	0	0	
11/12	at NE	1	1	2	2	0	1.0	2	0	0	0	0	0	0	0	0	
11/19	vs CHI	1	1	3	2	1	0.0	0	0	0	0	0	0	0	0	0	
11/26	vs HOU	1	1	2	1	1	0.0	0	0	0	0	0	0	0	0	0	
12/3	at GB	1	1	1	0	1	0.0	0	0	0	0	0	0	0	0	0	
12/10	vs BUF	1	1	0	0	0	0.0	0	0	0	0	0	0	0	0	0	
12/17	at MIN	1	1	0	0	0	0.0	0	0	0	0	0	0	0	0	0	
12/25	at MIA	1	1	1	0	1	0.0	0	0	0	0	0	0	0	0	0	
12/31	vs OAK	1	1	2	1	1	0.0	0	0	0	0	0	0	0	0	0	
Season Totals		16	16	28	16	12	1.0	2	0	0	0	0	0	0	0	0	

#### CAREER POSTSEASON DEFENSIVE STATISTICS

				TACKLES					INTERCEPTIONS				FUMBLES			
Year	Team	GP	GS	TT	Solo	Asts	Sk	Yds	No	Yds	Lg	TD	PD	FF	FR	Yds
2001	PIT	2	2	4	4	0	0.0	0	0	0	0	0	0	0	0	0
2002	PIT	2	2	4	3	1	1.0	7	0	0	0	0	0	0	0	0
2004	PIT	2	2	7	3	4	0.0	0	0	0	0	0	0	0	0	0
2005	PIT	4	4	5	5	0	1.0	8	0	0	0	0	0	0	0	0
2006	NYJ	1	0	1	0	1	0.0	0	0	0	0	0	0	0	0	0
Career Totals		11	10	21	15	6	2.0	15	0	0	0	0	0	0	0	0



**HEIGHT** 6-4  
**WEIGHT** 272  
**AGE** 32 (as of 9/9/07)  
**HOMETOWN** Miami, FL  
**HIGH SCHOOL** Florida Christian HS  
**COLLEGE** Florida State  
**EXPERIENCE** Fourth NFL season, first with the Jets  
**ACQUIRED** Signed as a free agent on 3/26/07

## 57 ANDRE WADSWORTH

LINEBACKER

### CAREER HIGHLIGHTS

- Selected third overall, behind quarterbacks Peyton Manning and Ryan Leaf, in the 1998 NFL Draft.
- Played in 36 career games and has tallied 94 tackles, eight sacks and one INT.
- Last played a regular season game with Arizona in 2000.
- Debuted Sept. 6, 1998 for ARZ vs. DAL without a practice due to a prolonged holdout.

### OFF-THE-FIELD

- Graduated from Florida State with a degree in Marketing in 1997 and spent his senior season as a graduate student.
- Wife, Subyn, and two daughters, Sophia and Sarah.
- Owns six high-end car dealerships in Florida.
- One of the founders of the Desert Life Church in Scottsdale, AZ.
- Born in St. Croix.

### CAREER DEFENSIVE STATISTICS

				TACKLES			INTERCEPTIONS				
Year	Team	G	TT	Solo	Asst	Sk	No	Yds	LG	TD	PD
1998	ARI	16	56	42	14	5	0	0	0	0	3
1999	ARI	11	25	19	6	2	1	23	23	0	2
2000	ARI	9	13	10	3	1	0	0	0	0	0
Career Totals		36	94	71	23	8	1	23	23	0	2

**Additional Statistics:** 1998: recovered an onsidess kick. 1999: KR 3-33, Rush 1-4

### SEASON BY SEASON REVIEW

**2000 (ARI)** Recorded a sack in week 16 vs. BAL, appearing in nine games.

**1999 (ARI)** Missed five games due to a knee injury.... Six tackles and FF in Week 5 vs. NYG ...Picked off a Dan Marino pass for his only career INT in Week 2 at MIA.

**1998 (ARI)** Notched two solo tackles, two hurries and a PD in Divisional Playoff loss vs. MIN...Recorded two sacks of Troy Aikman and had a fumble in Wild Card Playoff win at DAL... Posted consecutive two-sack games in Week 4 at STL and Week 5 vs. OAK, first NFL rookie to do that since NE's Chris Slade in 1993...Posted four tackles, four hurries and a FR in Week 3 vs. PHI.

### BEFORE THE NFL

- Aspired to play basketball at Florida State before walking on to the football team.
- Finished his career with 233 tackles, 23 sacks and 33 TFL, as a three-year starter and consensus All-American as a Senior.
- Was named ACC Player of the Year and Defensive Player of the Year as a senior.
- Played almost every skill position at Miami's Florida Christian High School for a team that consisted of 21 players.

### CAREER TRANSACTIONS

- Signed by the Jets as a FA on 3/26/07.
- Released by the Cardinals in 2002.
- Selected by ARI in the first round (3rd overall) of the 1998 NFL Draft.





**HEIGHT** 5-8  
**WEIGHT** 202  
**AGE** 25 (as of 9/9/07)  
**HOMETOWN** Jacksonville, FL  
**HIGH SCHOOL** Andrew Jackson (FL) HS  
**COLLEGE** Florida State  
**EXPERIENCE** Second NFL season, second with the Jets  
**ACQUIRED** Chosen by the Jets in the fourth round (117th overall) of the 2006 NFL Draft

# 29 LEON WASHINGTON

## RUNNING BACK

### CAREER HIGHLIGHTS

- Started eight games at RB in 2006, leading the Jets in rushing with 650 yards.
- His 650 yards rushing was the fourth-highest total by a Jets rookie in franchise history and most since Clark Gaines had 724 yards in 1976.
- His 129 yards rushing vs. DET 10/22/06 was the highest one-game total by a Jets rookie since Matt Snell had 180 yards vs. HOU (Oilers) 10/17/64.
- His 108 yards on four receptions at MIA 12/25/06 made him the first Jets' RB to surpass 100 yards receiving in a single game since FB Richie Anderson did it three times in the 2000 season.



### CAREER OFFENSIVE STATISTICS

Year	Team	GP	GS	No	Yds	RUSHING			Lg	TD	Att	RECEIVING			
						Avg						Yds	Avg	Lg	TD
2006	NYJ	16	8	151	650	4.3			23	4	25	270	10.8	64	0
<b>Career Totals</b>		<b>16</b>	<b>8</b>	<b>151</b>	<b>650</b>	<b>4.3</b>			<b>23</b>	<b>4</b>	<b>25</b>	<b>270</b>	<b>10.8</b>	<b>64</b>	<b>0</b>

### SEASON BY SEASON REVIEW

**2006 (JETS)** Took a Chad Pennington dump-off pass 64 yards before the two-minute warning to help set up Mike Nugent's game-winning FG in the Week 16 win at MIA. Finished the game with four receptions for 108 yards, his first career 100-yard receiving game and six rushes for 26 yards...Also logged the longest punt return of the season when he returned a second-quarter punt 38 yards...Started for the second consecutive week and gained a team-high 55 yards on just seven carries in the Week 14 loss vs. BUF...Named Jets' Offensive Player of the Week Week 7 vs. DET after his 129 yards rushing on 20 carries and two TD (5, 16)...In his first NFL start, he led the team in rushing with 58 yards on 11 carries in the Week 6 win vs. MIA...Recorded 101 yards on 23 carries at JAX, becoming the first Jets rookie to rush for over 100 yards since Blair Thomas in 1990.

### OFF-THE-FIELD

- Visited St. Barnabas Medical Center in Livingston, NJ on 7/5/06, along with 24 members of the Jets' rookie class, to tour the facilities and spend time with patients in the pediatric and burn victim units.
- Handed out gift cards at Dick's Sporting Goods to 7th and 8th graders from Brooklyn for the 2006 Holiday season.
- Attended the United Way Gridiron Gala on 4/1/07, to help celebrate the NFL's 30-year partnership with the United Way.
- Majoring in Social Sciences at FSU.

### BEFORE THE NFL

- Became the only player in the Bobby Bowden era to score a TD five different ways (run, reception, PR, KR, and FR).
- Finished career 10th in FSU history in career rushing with 2,041 yards.
- Earned All-ACC second-team honors and was named the Seminoles' offensive MVP by the coaching staff.
- Earned Gator Bowl Most Valuable Player honors in 2004 with 12 rushes for 195 yards in the Seminoles' victory over West Virginia.
- Played in 10 of 12 games while earning 10 starting assignments, led the ACC in rushing yards per game with an average of 95.1 and finished second in the ACC with 112.5 total offensive yards per game.
- Graduated from Andrew Jackson High School in 2002 and was named Mr. Florida in football after a senior season in which he rushed for 2,437 yards and 28 TD, returned three punts and one kickoff for TD, and posted 88 tackles and three INT on defense.
- Earned *Florida Times-Union* Player of the Year honors and was rated the No. 3 prospect overall in the state of Florida by the *Orlando Sentinel*.

### CAREER TRANSACTIONS

- Selected by the Jets in the fourth round (117th overall) of the 2006 NFL Draft.

## 2006 GAME-BY-GAME STATISTICS

Year	Team	GP	GS	No	RUSHING				No	RECEIVING			
					Yds	Avg	Lg	TD		Yds	Avg	Lg	TD
9/10	at TEN	1	0	0	0	0.0	0	0	0	0	0.0	0	0
9/17	vs NE	1	0	1	0	0.0	0	0	0	0	0.0	0	0
9/24	at BUF	1	0	7	25	3.6	7	0	2	52	26.0	47	0
10/1	vs IND	1	0	9	33	3.7	7	0	1	8	8.0	8	0
10/8	at JAX	1	0	23	101	4.4	19	0	1	8	8.0	8	0
10/15	vs MIA	1	1	11	58	5.3	12	0	0	0	0.0	0	0
10/22	vs DET	1	1	20	129	6.5	23	2	1	8	8.0	8	0
10/29	at CLE	1	1	15	51	3.4	11	0	0	0	0.0	0	0
11/12	at NE	1	0	9	35	3.9	8	0	2	1	0.5	2	0
11/19	vs CHI	1	1	13	22	1.7	16	0	1	7	7.0	7	0
11/26	vs HOU	1	0	5	17	3.4	9	0	2	7	3.5	9	0
12/3	at GB	1	1	7	40	5.7	20t	0	2	26	13.0	13	0
12/10	vs BUF	1	1	7	55	7.9	18	1	7	28	4.0	9	0
12/17	at MIN	1	1	3	5	1.7	5	0	0	0	0.0	0	0
12/25	at MIA	1	1	6	26	4.3	11	0	4	108	27.0	64	0
12/31	vs OAK	1	0	15	53	3.5	15t	1	2	17	8.5	10	0
Season Totals		16	8	151	650	4.3	23	4	25	270	10.8	64	0

## 2006 GAME-BY-GAME RETURN STATISTICS

Date	OPP	No	FC	PUNT RETURNS				No	KICKOFF RETURNS			
				Yds	Avg	Lg	TD		Yds	Avg	Lg	TD
9/10	at TEN	2	0	11	5.5	7	0	0	0	0.0	0	0
9/17	vs NE	1	1	6	6.0	6	0	1	23	23.0	23	0
9/24	at BUF	0	0	0	0.0	0	0	0	0	0.0	0	0
10/1	vs IND	0	0	0	0.0	0	0	1	2	2.0	2	0
10/8	at JAX	0	0	0	0.0	0	0	0	0	0.0	0	0
10/15	vs MIA	0	0	0	0.0	0	0	0	0	0.0	0	0
10/22	vs DET	0	0	0	0.0	0	0	0	0	0.0	0	0
10/29	at CLE	0	0	0	0.0	0	0	1	15	15.0	15	0
11/12	at NE	0	0	0	0.0	0	0	0	0	0.0	0	0
11/19	vs CHI	0	0	0	0.0	0	0	0	0	0.0	0	0
11/26	vs HOU	0	0	0	0.0	0	0	2	23	11.5	15	0
12/3	at GB	1	0	0	0.0	0	0	0	0	0.0	0	0
12/10	vs BUF	1	2	3	3.0	3	0	1	16	16.0	16	0
12/17	at MIN	3	2	50	16.7	38	0	0	0	0.0	0	0
12/25	at MIA	5	1	27	5.4	18	0	0	0	0.0	0	0
12/31	vs OAK	0	0	0	0.0	0	0	0	0	0.0	0	0
Season Totals		13	6	97	7.5	38	0	6	79	13.2	23	0

## CAREER RETURN STATISTICS

Year	Team	GP	No	FC	PUNTS RETURNS				No	KICKOFF RETURNS			
					Yds	Avg	Lg	TD		Yds	Avg	Lg	TD
2006	NYJ	16	13	6	97	7.5	38	0	6	79	13.2	23	0
Career Totals		16	13	6	97	7.5	38	0	6	79	13.2	23	0

## CAREER POSTSEASON OFFENSIVE STATISTICS

Year	Team	GP	GS	No	RUSHING				No	RECEIVING			
					Yds	Avg	Lg	TD		Yds	Avg	Lg	TD
2006	NYJ	1	1	11	50	4.5	19	0	4	25	6.3	12	0
Career Totals		1	1	11	50	4.5	19	0	4	25	6.3	12	0

## CAREER POSTSEASON RETURN STATISTICS

Year	Team	GP	No	PUNT RETURNS			
				Yds	Avg	Lg	TD
2006	NYJ	1	0	7	7.0	7	0
Career Totals		1	0	7	7.0	7	0

## NEW YORK JETS' ROOKIE RUNNING BACK ALL-PURPOSE YARDAGE LIST

Year	Player	Total Yds	Rush Yds	Rec Yds
1964	Matt Snell	1,341	948	393
1976	Clark Gaines	1,124	724	400
1971	John Riggins	1,000	769	231
2006	Leon Washington	920	650	270
1990	Blair Thomas	824	620	204



**HEIGHT** 6-1  
**WEIGHT** 217  
**AGE** 27 (as of 9/9/07)  
**HOMETOWN** Wichita, KS  
**HIGH SCHOOL** Wichita Southeast HS  
**COLLEGE** Kansas State  
**EXPERIENCE** Fourth NFL season, fourth with the Jets  
**ACQUIRED** Chosen by the Jets in the seventh round (236th overall) of the 2004 NFL Draft

## 42 RASHAD WASHINGTON

### SAFETY

#### CAREER HIGHLIGHTS

- In three seasons, Washington has played in 39 games and has tallied 59 special teams' tackles, 22 defensive tackles, 1.5 sacks for 13 yards and one PD.

#### CAREER TRANSACTIONS

- Selected by the Jets in the seventh round (236th overall) of the 2004 NFL Draft.

#### CAREER DEFENSIVE STATISTICS

Year	Team	GP	GS	TT	TACKLES			Yds	INTERCEPTIONS				PD	FUMBLES			Yds
					Solo	Asts	Sk		No	Yds	Lg	TD		FF	FR	TD	
2004	NYJ	7	0	0	0	0	0.0	0	0	0	0	0	0	0	0	0	0
2005	NYJ	16	0	10	8	2	1.0	9	0	0	0	0	1	0	0	0	0
2006	NYJ	16	0	12	7	5	0.5	4	0	0	0	0	0	0	0	0	0
<b>Career Totals</b>		<b>39</b>	<b>0</b>	<b>22</b>	<b>15</b>	<b>7</b>	<b>1.5</b>	<b>13</b>	<b>0</b>	<b>0</b>	<b>0</b>	<b>0</b>	<b>1</b>	<b>0</b>	<b>0</b>	<b>0</b>	<b>0</b>

**Additional Statistics:** Special Teams Tackles: 11 in 2004, 26 in 2005, 22 in 2006.

#### SEASON BY SEASON REVIEW

**2006 (JETS)** Split a sack with LB Eric Barton on Joey Harrington for his only sack of the season. Also recorded four tackles on defense and two on special teams in the Week 16 win at MIA...Recorded two special teams tackles in the Week 15 win at MIN and earned Jets' Special Teams Player of the Week honors.

**2005 (JETS)** Posted his first career sack for a nine-yard loss on QB Aaron Brooks in the Week 12 loss vs. NO...Played on defense collecting three solo tackles and added two more solo tackles on special teams in the Week 9 loss vs. SD.

**2004 (JETS)** Registered four tackles on special teams in the Week 13 win vs. HOU...Tied for the team lead in special teams tackles with three in the Week 2 win at SD.

#### OFF-THE-FIELD

- Handed out gift cards at Dick's Sporting Goods to 7th and 8th graders from Brooklyn for the holiday season.
- Majored in Social Sciences.
- Has two children, a son, Derrius Washington, and a daughter, Aniah Bell.

#### BEFORE THE NFL

- Played in 49 games (38 on defense and 11 on offense) at Kansas State, making 28 starts, and finished with 195 tackles (129 solo), three sacks, three FR, three FF, 24 PD and three INT, returning two for TD. Returned five blocked punts for 125 yards. Added 14 rushes for 106 yards and a reception for a 33-yard TD.
- Named Kansas State's "Lifter of the Year," as well as being selected team captain by his teammates in 2003.
- Attended Wichita (KS) High, rushing for 1,327 yards and 23 TD and attempting 17 passes, completing nine for 262 yards and four TD in 1998.
- Named first-team All-State pick by the *Topeka Capital-Journal* and *Wichita Eagle*, adding *USA Today* honorable mention All-USA recognition, All-City choice as a RB and FS, and honorable mention All-Class 6A defensive accolades in 1998.
- Super Prep All-Midlands and All-America selection; member of the Prep Star Dream Team and All-Big 12 Region squad; rated as the top player in Kansas and fifth-best athlete in the Big 12 by the *National Recruiting Advisor*; and a member of the Prep Star Dream Team as one of the top-rated athletes in the nation and one of the top three in the Big 12 Region.
- Named a three-time All-City pick in basketball at Wichita Southeast HS.

## 2006 GAME-BY-GAME STATISTICS

Year	Team	GP	GS	TT	TACKLES				Yds	INTERCEPTIONS				TD	PD	FUMBLES			Yds
					Solo	Asts	Sk			No	Yds	Lg				FF	FR		
9/10	at TEN	1	0	0	0	0	0.0	0	0	0	0	0	0	0	0	0	0	0	0
9/17	vs NE	1	0	0	0	0	0.0	0	0	0	0	0	0	0	0	0	0	0	0
9/24	at BUF	1	0	0	0	0	0.0	0	0	0	0	0	0	0	0	0	0	0	0
10/1	vs IND	1	0	0	0	0	0.0	0	0	0	0	0	0	0	0	0	0	0	0
10/8	at JAX	1	0	0	0	0	0.0	0	0	0	0	0	0	0	0	0	0	0	0
10/15	vs MIA	1	0	0	0	0	0.0	0	0	0	0	0	0	0	0	0	0	0	0
10/22	vs DET	1	0	0	0	0	0.0	0	0	0	0	0	0	0	0	0	0	0	0
10/29	at CLE	1	0	0	0	0	0.0	0	0	0	0	0	0	0	0	0	0	0	0
11/12	at NE	1	0	2	1	1	0.0	0	0	0	0	0	0	0	0	0	0	0	0
11/19	vs CHI	1	0	4	3	1	0.0	0	0	0	0	0	0	0	0	0	0	0	0
11/26	vs HOU	1	0	0	0	0	0.0	0	0	0	0	0	0	0	0	0	0	0	0
12/3	at GB	1	0	0	0	0	0.0	0	0	0	0	0	0	0	0	0	0	0	0
12/10	vs BUF	1	0	2	0	2	0.0	0	0	0	0	0	0	0	0	0	0	0	0
12/17	at MIN	1	0	0	0	0	0.0	0	0	0	0	0	0	0	0	0	0	0	0
12/25	at MIA	1	0	4	3	1	0.5	4	0	0	0	0	0	0	0	0	0	0	0
12/31	vs OAK	1	0	0	0	0	0.0	0	0	0	0	0	0	0	0	0	0	0	0
<b>Season Totals</b>		<b>16</b>	<b>0</b>	<b>12</b>	<b>7</b>	<b>5</b>	<b>0.5</b>	<b>4</b>	<b>0</b>	<b>0</b>	<b>0</b>	<b>0</b>	<b>0</b>	<b>0</b>	<b>0</b>	<b>0</b>	<b>0</b>	<b>0</b>	<b>0</b>

## CAREER POSTSEASON DEFENSIVE STATISTICS

Year	Team	GP	GS	TT	TACKLES				Yds	INTERCEPTIONS				TD	PD	FUMBLES			Yds
					Solo	Asts	Sk			No	Yds	Lg				FF	FR		
2006	NYJ	1	0	1	1	0	0.0	0	0	0	0	0	0	0	0	0	0	0	0
<b>Career Totals</b>		<b>1</b>	<b>0</b>	<b>1</b>	<b>1</b>	<b>0</b>	<b>0.0</b>	<b>0</b>	<b>0</b>	<b>0</b>	<b>0</b>	<b>0</b>	<b>0</b>	<b>0</b>	<b>0</b>	<b>0</b>	<b>0</b>	<b>0</b>	<b>0</b>

**Additional Statistics:** Special Teams Tackles: 1 in 2006.

## NFL PLAYERS OF THE WEEK: 1985-2006

### 2006

Week 1 Chad Pennington (OFF)  
 Week 3 Kerry Rhodes (DEF)  
 Week 10 Dewayne Robertson (DEF)

### 2005

Week 5 Dewayne Robertson (DEF)

### 2004

Week 1 Curtis Martin (OFF)  
 Week 5 John Abraham (DEF)  
 Week 15 Eric Barton (DEF)

### 2003

Week 6 Jason Ferguson (DEF)  
 Week 10 Doug Brien (ST)

### 2002

Week 1 Chad Morton (ST)  
 Week 9 Santana Moss (ST)  
 Week 11 Chad Pennington (OFF)  
 Week 16 Chad Pennington (OFF)  
 Week 17 Chad Pennington (OFF)

### 2001

Week 5 Marvin Jones (DEF)  
 Week 7 Tom Tupa (ST)  
 Week 8 John Abraham (DEF)  
 Week 15 Vinny Testaverde (OFF)  
 Week 17 John Hall (ST)

### 2000

Week 7 Mo Lewis (DEF)  
 Week 8 Vinny Testaverde (Prime Time IV)  
 Week 14 Bryan Cox (DEF)

### 1999

Week 10 Marcus Coleman (DEF)  
 Week 17 John Hall (ST)

### 1998

Week 7 Vinny Testaverde (OFF)  
 Week 8 Mo Lewis (DEF)  
 Week 11 Aaron Glenn (ST)  
 Week 15 Bryan Cox (DEF)  
 Week 17 Anthony Pleasant (DEF)

### 1997

Week 1 John Hall (ST)  
 Week 4 Corwin Brown (ST)  
 Week 12 Otis Smith (DEF)  
 Week 13 Leon Washington (ST)

### 1996

Week 7 Nick Lowery (ST)

### 1995

Week 13 Chad Cascadden (ST)

### 1994

Week 6 Nick Lowery (ST)  
 Week 7 Brian Washington (DEF)  
 Week 10 Mo Lewis (DEF)  
 Week 12 Marcus Turner (DEF)

### 1993

Week 2 Boomer Esiason (OFF)  
 Week 10 Kurt Barber (ST)

### 1992

Week 9 Ken O'Brien (OFF)

### 1991

Week 10 Jeff Lageman (DEF)

### 1990

Week 8 Al Toon (OFF)

### 1989

Week 9 Ken O'Brien (OFF)

### 1988

Week 3 Bobby Humphery (DEF)  
 Week 16 Marty Lyons (DEF)

### 1987

Week 10 Freeman McNeill (OFF)

### 1986

Week 1 Ken O'Brien (OFF)  
 Week 3 Ken O'Brien (OFF)  
 Week 3 Wesley Walker (OFF)  
 Week 6 Johnny Hector (OFF)  
 Week 9 Ken O'Brien (OFF)

### 1985

Week 3 Lance Mehl (DEF)  
 Week 6 Freeman McNeill (OFF)  
 Week 11 Ken O'Brien (OFF)  
 Week 16 Mark Gastineau (DEF)



<b>HEIGHT</b>	6-0
<b>WEIGHT</b>	191
<b>AGE</b>	23 (as of 9/9/07)
<b>HOMETOWN</b>	Fayetteville, NC
<b>HIGH SCHOOL</b>	Pine Forest High
<b>COLLEGE</b>	North Carolina
<b>EXPERIENCE</b>	Second NFL season, second with the Jets
<b>ACQUIRED</b>	Signed as a rookie free agent on 5/15/06

## **15 WALLACE WRIGHT**

### **WIDE RECEIVER**

#### **CAREER HIGHLIGHTS**

- Played in five games and the AFC Wild Card Game as a WR and on special teams, recording six special teams' tackles, after being signed to the active roster 12/2/06.
- Awarded a contract as a tryout player during 2006 rookie mini-camp.

#### **OFF-THE-FIELD**

- Enjoys playing all sports, video games and family.
- Majored in Exercise and Sports Science.
- Helped raise money for terminally ill children at the Marty Lyons Foundation Holiday Party on 12/18/06.
- Attended the United Way Gridiron Gala on 4/11/07, to help celebrate the NFL's 30-year partnership with the United Way.
- Attended the Taste of the NFL in partnership with ShopRite on 5/3/07 to help raise money to fight hunger in the Metropolitan Area.

#### **SEASON BY SEASON REVIEW**

**2006 (JETS)** Collected a career-high and team-leading three special teams tackles in the Week 15 win at MIN...Recorded a special teams tackle, the first of his career, in the Week 14 loss vs. BUF...Played in his first career game on the kickoff team in the Week 13 win at GB.

#### **BEFORE THE NFL**

- A former undergraduate walk-on, at UNC, who earned a scholarship prior to his junior season, Wright caught 23 passes for 312 yards (13.6 avg.) and four TD.
- Made the team as a freshman and earned the job as starting KR, bringing back 29 kicks for 624 yards.
- Played at Pine Forest High School in Fayetteville, NC.

#### **CAREER TRANSACTIONS**

- Signed to the active roster on 12/2/06.
- Signed to the Jets practice squad on 9/6/06.
- Waived on 9/3/06.
- Signed by the Jets as a rookie FA on 5/15/06 after attending Rookie Mini-Camp as a tryout player.

WRIGHT



## DRAFT PICKS



**HEIGHT** 5-11  
**WEIGHT** 204  
**AGE** 22 (as of 9/9/07)  
**HOMETOWN** Aliquippa, PA  
**HIGH SCHOOL** Aliquippa (PA) HS  
**COLLEGE** Pittsburgh  
**ACQUIRED** Chosen in the 1st round (14th overall) of the 2007 NFL Draft

## 24 DARRELLE REVIS DEFENSIVE BACK

### COLLEGIATE STATISTICS (PITTSBURGH)

Year	GP	GS	TT	TACKLES			INTERCEPTIONS		FUMBLES	
				Solo	Ast	Sack	No	TD	PD	FR
2004	12	11	49	36	13	0.0-0	2	0	12	0
2005	11	11	41	33	8	0.0-0	4	0	9	2
2006	12	12	39	33	6	0.0-0	2	2	4	0
<b>Totals</b>	<b>35</b>	<b>34</b>	<b>129</b>	<b>102</b>	<b>27</b>	<b>0.0-0</b>	<b>8</b>	<b>2</b>	<b>25</b>	<b>2</b>

**Additional Statistics:** Punt Returns: (Total: 54-455-2) 4-41 in 2004; 28-324-1 in 2005; 22-190-8.6-1 TD in 2006. 1 blocked field goal in 2005.

### BEFORE THE NFL

- Finished his three-year career at the University of Pittsburgh with 129 tackles, 8 INT and 4 TD; 2 via PR and 2 via INT.
- Was a semifinalist for the 2006 Jim Thorpe Award for the nation's top defensive back.
- Named to the Rivals All-America Team (third team) as a "utility" player.
- First Pitt cornerback to be selected first team all-conference twice since new teammate Hank Poteat accomplished the feat in 1998 and 1999.
- His 73-yard punt return against West Virginia was selected the 2006 "College Football Play of the Year" by ESPN. On the play Revis fielded the punt on a bounce, cut all the way across the field and then weaved through several potential tacklers up the sideline to reach the end zone.
- As a junior, became the first player in Pittsburgh history to return an INT for TD in consecutive games.
- In 2004, was named to the first-team Freshman All-America by *The Sporting News*.
- The first true freshman to start an opening game for Pitt's defense since CB Shawntae Spencer started the 2000 opener against Kent State.
- Played OB, DB, WR, CB and KR at Aliquippa (PA) HS, where he was named the Associated Press Pennsylvania Class AA Player of the Year and a first-team selection of the Pennsylvania Class AA All-State team as a senior.
- Compiled 1,637 total yards and 13 TD as a senior, averaging 15.4 yards per touch.
- Played basketball, averaging 22.8 points per game as a senior in earning Associated Press Pennsylvania Class AA All-State first team honors and a selection for the Pittsburgh Post-Gazette's "Fabulous Five".
- In track, ran on the WPIAL Class AA champion 400m relay team that placed third at state championships.

### OFF-THE-FIELD

- Social Sciences major.
- Nephew of former defensive tackle Sean Gilbert, who spent 12 seasons for the Los Angeles and St. Louis Rams, Washington Redskins, Carolina Panthers and Oakland Raiders. Gilbert also went to Pitt (1988-91) and Aliquippa High.
- Has a daughter, Deyani Shavae Revis.

### CAREER TRANSACTIONS

- Selected by the Jets in the first round (14th overall) of the 2007 NFL Draft.



**HEIGHT** 6-2  
**WEIGHT** 243  
**AGE** 23 (as of 9/9/07)  
**HOMETOWN** Grand Rapids, MI  
**HIGH SCHOOL** Ottawa Hills (MI) HS  
**COLLEGE** Michigan  
**ACQUIRED** Chosen in the 2nd round (47th overall) of the 2007 NFL Draft

## 52 DAVID HARRIS

### LINEBACKER

#### COLLEGIATE STATISTICS (MICHIGAN)

Year	GP	GS	TT	TACKLES			Yds	INTERCEPTIONS		FUMBLES	
				Solo	Ass	Sack		No	Yds	FF	FR
2003	2	0	2	1	1	0	0	0	0	0	0
2004	7	1	10	10	0	0	0	0	0	1	0
2005	11	11	88	52	36	1	4	0	0	2	1
2006	13	13	96	73	23	3	25	1	8	0	0
<b>Totals</b>	<b>33</b>	<b>25</b>	<b>196</b>	<b>136</b>	<b>60</b>	<b>4</b>	<b>29</b>	<b>1</b>	<b>8</b>	<b>3</b>	<b>1</b>

#### BEFORE THE NFL

- Finished his career at the University of Michigan with 196 TT, 4 sacks, 1 INT, 3 FF and 1 FR.
- Was an All-American second team selection as a senior by the AP, *Sports Illustrated* and Rivals.com.
- Semi-finalist for the Butkus Award, given to the nation's top LB.
- Shared the Bo Schembechler team MVP award with tailback Mike Hart.
- A two-year starter at Ottawa Hills (MI) HS, where he recorded 295 TT and 16 sacks, while rushing for 734 yards and 15 TD as a fullback.
- Set school records for most solo tackles in a season (114) and career (225) as a senior, and most tackles (158) in a season as a junior.
- Competed in track and field as a junior.

#### OFF-THE-FIELD

- General Studies major.
- Jets' linebackers coach Jim Herrmann helped recruit David to Michigan and served as his defensive coordinator and linebackers coach from 2003-05.
- Harris was a redshirt freshman at Michigan when current Jets' teammate Victor Hobson, then a fifth-year senior, led the team with 99 tackles in 2003.

#### CAREER TRANSACTIONS

- Selected by the Jets in the second round (47th overall) of the 2007 NFL Draft.



**HEIGHT** 6-6  
**WEIGHT** 315  
**AGE** 22 (as of 9/9/07)  
**HOMETOWN** Mayo, MD  
**HIGH SCHOOL** DeMatha Catholic (MD)  
**COLLEGE** Nicholls State  
**ACQUIRED** Chosen in the 6th round (177th overall) of the 2007 NFL Draft

## 72 JACOB BENDER

### OFFENSIVE LINEMAN

#### COLLEGIATE STATISTICS (NICHOLLS STATE)

**Career (Games Played/Games Started):** (42/31); 2006 (11/11); 2005 (10/10); 2004 (10/10); 2003 (11/0).

#### BEFORE THE NFL

- Played in 42 games, making 31 starts in his four years at Nicholls State, earning All-American and All-Conference honors.
- Did not allow a sack his senior season.
- Attended DeMartha Catholic (MD), where he was team captain and earned All-State, All-Conference and All-State Academic honors as a senior.

#### OFF-THE-FIELD

- Marketing major.
- Parents Debbie and Mike rode a motorcycle from their home in Maryland to select home games at Nicholls State, a journey of almost 1,200 miles from Mayo, MD to Thibodaux, LA.
- Enjoys hunting and fishing.

#### CAREER TRANSACTIONS

- Selected by the Jets in the sixth round (177th overall) of the 2007 NFL Draft.



**HEIGHT** 6-0  
**WEIGHT** 196  
**AGE** 23 (as of 9/9/07)  
**HOMETOWN** Warner Robins, GA  
**HIGH SCHOOL** Northside HS  
**COLLEGE** Clemson  
**ACQUIRED** Chosen in the 7th round (235th overall) of the 2007 NFL Draft

## 83 CHANSI STUCKEY

### WIDE RECEIVER

#### COLLEGIATE STATISTICS (CLEMSON)

Year	GP	GS	No	Yds	Avg	TD	Lg
2003	7	0	2	10	5.0	0	6
2004	9	8	25	280	11.2	0	23
2005	12	12	64	770	12.0	4	40
2006	10	10	50	700	14.0	3	60
<b>Totals</b>	<b>38</b>	<b>30</b>	<b>141</b>	<b>1,760</b>	<b>12.5</b>	<b>7</b>	<b>60</b>

**Additional Statistics:** *Punt Returns:* 4-30 in 2004, 27-199-1 in 2005; *Kick Returns:* 1-17 in 2004, 1-22 in 2005; *Rushing:* 17-136-2 in 2003, 10-13 in 2004, 13-78 in 2005, 8-34 in 2006; *Passing:* 11-of-21, 97 yards, 2 TD in 2003.

#### BEFORE THE NFL

- Finished with 141 grabs for 1,760 yards and seven TD. Returned 31 punts for 229 yards and one TD, two KR for 39 yards and ran the ball 48 times for 261 yards and two TD.
- Became the first Clemson player since the 1940s to score a TD via pass, rush, punt return and reception and first since 1971 to earn All-ACC honors in consecutive seasons.
- Recorded seven 100-yard receiving games during his career.

#### OFF-THE-FIELD

- Sport Management major.
- Roomed with current Jets teammate Justin Miller during their first year at Clemson.

#### CAREER TRANSACTIONS

- Selected by the Jets in the seventh round (235th overall) of the 2007 NFL Draft.

## OTHER VETERANS WITH EXPERIENCE

### 97 **DARRELL ADAMS**

DEFENSIVE END



**HEIGHT** 6-5  
**WEIGHT** 282  
**AGE** 23 (as of 9/9/07)  
**HOMETOWN** Bay Shore, NY

**HIGH SCHOOL** Islip (NY) HS  
**COLLEGE** Villanova  
**EXPERIENCE** First season and first with the Jets  
**ACQUIRED** Signed as a free agent in 2006

#### CAREER HIGHLIGHTS

- Spent the last month of the 2006 season on the Jets' practice squad.

#### OFF-THE-FIELD

- Visited St. Barnabas Medical Center in Livingston, NJ on 7/5/06, along with 24 members of the Jets' rookie class, to tour the facilities and spend time with inpatients in the pediatric and burn victim units.
- Born in Jamaica, NY.

#### BEFORE THE NFL

- While at Villanova, Adams started 38 times and collected 153 tackles (105 solos) with 13.5 sacks for minus 90 yards, 44 stops for losses of 161 yards, 25 QB pressures, five FR - one of which he returned for a TD - and two blocked kicks
- Attended Islip (N.Y.) High School and earned three varsity letters in both football and basketball.
- Adams was a second-team All-League choice in basketball as a sophomore, and a first-team All-League selection and All-County honoree as a junior.

#### CAREER TRANSACTIONS

- Signed a reserve-future contract with the Jets on 1/8/07.
- Signed to the Jets practice squad on 12/6/06.
- Waived on 9/2/06.
- Signed by the Jets as a rookie FA on 5/12/06.

### 78 **ED BLANTON**

TACKLE



**HEIGHT** 6-9  
**WEIGHT** 330  
**AGE** 24 (as of 9/9/07)  
**HOMETOWN** Winfield, IL

**HIGH SCHOOL** Napa HS  
**COLLEGE** UCLA  
**EXPERIENCE** Second NFL season, second with the Jets  
**ACQUIRED** Signed as a free agent on 5/12/06

#### CAREER HIGHLIGHTS

- Spent the entire regular season on the Jets' practice squad before he was signed to the active roster for the Wild Card game.

#### OFF-THE-FIELD


- Graduated with a degree in History.
- Delivered holiday gifts to sick children at St. Mary's Healthcare System in Bayside, NY on 12/19/06.
- Attended the United Way Gridiron Gala on 4/11/07 to help celebrate the NFL's 30-year partnership with the United Way.
- Hobbies include fishing.

#### BEFORE THE NFL

- A three-year starter and four-year letterman for the UCLA Bruins, Blanton started in 36 of 37 games.
- Earned two letters as a T and DE at Napa (CA) High School.
- Also lettered in wrestling and won the league wrestling championship in 2001.

#### CAREER TRANSACTIONS

- Signed from the practice squad to the active roster on 1/3/07 before the Wild Card game at NE but was inactive for that game.
- Signed to the Jets practice squad on 9/3/06.
- Waived by the Jets on 9/2/06.
- Signed by the Jets as a rookie Free Agent on 5/12/06.



## 47 **BLAKE COSTANZO**

### LINEBACKER

**HEIGHT** 6-2  
**WEIGHT** 235  
**AGE** 23 (as of 9/9/07)  
**HOMETOWN** Franklin Lakes, NJ

**HIGH SCHOOL** Ramapo HS  
**COLLEGE** Lafayette College  
**EXPERIENCE** First NFL season, first with the Jets  
**ACQUIRED** Signed as a rookie free agent on 5/12/06

#### CAREER HIGHLIGHTS

- Allocated to NFL Europa and drafted in the 5th round of the NFL Allocated Player Draft by the Rhein Fire.
- Played in all 10 games of the 2007 NFL Europa regular season for the Rhein Fire, starting nine as he was named to the All-NFL Europa League team.
- He was the Fire's leading tackler for seven consecutive contests, finished the season with 47 tackles, two sacks for a loss of 15 yards, one INT for 37 yards, eight passes defended and a forced fumble.

#### OFF-THE-FIELD

- Majored in Anthropology and Sociology.
- Visited St. Barnabas Medical Center in Livingston, NJ on 7/5/06, along with 24 members of the Jets rookie class, to tour the facilities and spend time with inpatients in the pediatric and burn victim units.

#### BEFORE THE NFL

- A three-year starter at Lafayette who finished his collegiate career with 307 tackles (186 solo), 18 sacks, three INT, 12 PD, 4 FF and 3 FR.
- Tallied 86 tackles in his senior season, including 6.5 sacks and 9 TFL.
- Three-year letterman who played LB and TE at Ramapo High and helped lead his school to two state championships.
- Named All-Bergen County first team and All-State first team as a senior.

#### CAREER TRANSACTIONS

- Allocated to NFL Europa on 2/12/07.
- Waived on 9/2/06.
- Signed by the Jets as a rookie free agent on 5/12/06.



## 75 **ZARNELL FITCH**

### DEFENSIVE TACKLE

**HEIGHT** 6-3  
**WEIGHT** 320  
**AGE** 24 (as of 9/9/07)  
**HOMETOWN** Spencer, OK

**HIGH SCHOOL** Star Spencer HS  
**COLLEGE** TCU  
**EXPERIENCE** First NFL season, first with the Jets  
**ACQUIRED** Signed as a free agent on 12/27/06

#### CAREER HIGHLIGHTS

- Assigned to NFL Europa for 2007 and chosen by the Frankfurt Galaxy in the 6th round of the NFL Allocated Player Draft.
- Played in all 10 games of the 2007 NFL Europa regular season, starting in five for the Frankfurt Galaxy. Finished with 23 tackles (20 solo), aiding the Galaxy to their fifth World Bowl appearance.
- Was the second leading tackler for the Galaxy in World Bowl XV with five tackles and a sack. The Galaxy was defeated, 37-28, by the Hamburg Sea Devils in the highest-scoring title game in league history.

#### OFF-THE-FIELD

- Majored in Communications with a minor in Social Work.
- Spent the 2006 season as a graduate assistant in the video department at TCU.
- Younger brother Jason will play for TCU in 2007.
- Born in Corsicana, TX.

#### BEFORE THE NFL

- Played in all 12 games as a senior at TCU, with three starts at nose tackle and posted 24 tackles, four TFL, 2 INT and 1 FF.
- Had 10 tackles in 2004.
- Transferred to TCU after playing two years at Navarro Junior College.

#### CAREER TRANSACTIONS

- Allocated to NFL Europa on 2/12/07.
- Signed by the Jets to a reserve-future contract on 1/9/07.
- Signed by the Jets to the practice squad on 12/27/06.





## 76 NA'SHAN GODDARD

### OFFENSIVE LINEMAN

**HEIGHT** 6-5  
**WEIGHT** 315  
**AGE** 24 (as of 9/9/07)  
**HOMETOWN** Dayton, OH

**HIGH SCHOOL** Dunbar (OH) High School  
**COLLEGE** South Carolina  
**EXPERIENCE** Second NFL season, second with the Jets  
**ACQUIRED** Signed as a free agent on 11/3/06

#### CAREER HIGHLIGHTS

- Active for one game for Jets, Week 12 vs. HOU but did not play after signing with the Jets on 11/3/06.

#### OFF-THE-FIELD

- Majored in Hotel, Restaurant and Tourism Management.
- Attended the Farmingdale Draft Party on 4/28/07.
- Fiancee, Stacey Morris.
- Has one son, Sean Ayden Goddard.
- Has four brothers, Nathan, Natwan, NaRonn, NaVonn.

#### BEFORE THE NFL

- Played in 44 games at South Carolina, starting in 37 contests.
- Played all five positions on the line during his college career.
- A defensive lineman at Dunbar High School, he recorded 140 tackles with 11 sacks, 4 FR and 2 INT.
- Received All-State honors in basketball.

#### CAREER TRANSACTIONS

- Signed with the Jets as a FA on 11/3/06.
- Waived by NYG on 10/31/06.
- Signed by NYG as a rookie FA.



## 27 ALPHONSO HODGE

### CORNERBACK

**HEIGHT** 5-10  
**WEIGHT** 203  
**AGE** 25 (as of 9/9/07)  
**HOMETOWN** Cleveland, OH

**HIGH SCHOOL** St. Edwards HS (OH)  
**COLLEGE** Miami (OH)  
**EXPERIENCE** Third NFL season, first with the Jets  
**ACQUIRED** Signed as a free agent on 1/3/07

#### CAREER HIGHLIGHTS

- Was on the Chiefs 53-man roster in 2005 for six games but was not active.

#### OFF-THE-FIELD

- Majored in Sports Organization at Miami University
- Enjoys rebuilding classic cars, which included restoring a 1970 Chevy Monte Carlo.
- Has two kids, Alphonso Jr. and Navi.

#### BEFORE THE NFL

- Saw action in 46 games, including 35 starts at Miami (OH).
- Finished his collegiate career with 147 tackles (103 solo), 10 TFL, eight sacks, three FR and 24 PD.
- Named first-team All-MAC by The NFL Draft Report as a senior.
- A three-year letter winner at St. Edward HS (OH), he earned first-team All-League, All-District and All-State honors as a senior, as well as his team's MVP award.

#### CAREER TRANSACTIONS

- Signed by the Jets to a reserve-future contract on 1/8/07.
- Signed to the Jets practice squad on 1/3/07.
- Placed on IR on 7/28/06.
- Signed by KC to the active roster on 11/25/05.
- Signed by KC to the practice squad on 9/5/05.
- Waived by KC on 9/4/05.
- Selected by KC in the fifth round (147th overall) of the 2005 NFL Draft.



## 40 **JOE KOWALEWSKI**

### TIGHT END

**HEIGHT** 6-4  
**WEIGHT** 250  
**AGE** 24 (as of 9/9/07)  
**HOMETOWN** Warners, NY

**HIGH SCHOOL** Solvey HS  
**COLLEGE** Syracuse  
**EXPERIENCE** Second NFL season, second with the Jets  
**ACQUIRED** Signed as a rookie free agent on 5/15/06

#### CAREER HIGHLIGHTS

- Spent the entire 2006 season on the Jets' practice squad.

#### OFF-THE-FIELD

- Attended the United Way Gridiron Gala on 4/11/07, to help celebrate the NFL's 30-year partnership with the United Way.
- Appeared at the Palisades Draft Day Party on 4/28/07.
- Attended the Taste of the NFL in partnership with ShopRite on 5/3/07 to help raise money to fight hunger in the Metropolitan Area.
- Born in Syracuse, NY.

#### BEFORE THE NFL

- Was a four-year letterman for the Syracuse Orangemen. Moved to LB from DE prior to the start of 2002 spring practice and then to TE prior to 2002 regular season.
- He totaled 33 receptions for 441 yards for a 13.4 average and three TD at Syracuse.
- Against Virginia in 2005, he hauled in a personal-best seven receptions for a career-best 96 yards.
- Rushed for 1,114 yards and 12 TD as a senior in HS, earning first-team All-League as a RB. Also earned first-team All-State and All-Central New York honors as a LB in 2001. Named Class B-West Top Offensive Player and Arcaro Classic Defensive MVP in 1999.

#### CAREER TRANSACTIONS

- Signed by the Jets to a reserve-future contract on 1/8/07.
- Signed to the Jets practice squad on 9/3/06.
- Waived by the Jets on 9/2/06.
- Signed by the Jets as a rookie FA on 5/15/06 after attending Rookie Mini-Camp as a tryout player.



## 46 **LAWRENCE PINSON**

### LINEBACKER

**HEIGHT** 6-0  
**WEIGHT** 245  
**AGE** 23 (as of 9/9/07)  
**HOMETOWN** Jenks, OK

**HIGH SCHOOL** Jenks HS  
**COLLEGE** Oklahoma St.  
**EXPERIENCE** In his first season and first with the Jets  
**ACQUIRED** Signed as a FA on 6/29/07

#### CAREER HIGHLIGHTS

- Played for the Amsterdam Admirals in NFL Europa in 2007 and recorded 43 tackles (33 solo), one sack, one PD and three special team tackles.

#### BEFORE THE NFL

- Played four years at Oklahoma State recording 188 tackles, three sacks and one INT.
- Led Jenks HS to a sixth straight state title in Class 6A his senior season.
- Finished with 92 tackles, six sacks, two FR and three FF in his high school career.

#### OFF-THE-FIELD

- Enjoys playing the saxophone and writing poetry.

#### CAREER TRANSACTIONS

- Signed by NYJ as a FA on 6/29/07.
- Chosen by the Amsterdam Admirals in the 15th round of the 2007 Free Agent Draft
- Released by ARI on 8/28/06.
- Signed by ARI as a rookie FA on 5/4/06



## 82 JASON POCIASK

### TIGHT END

**HEIGHT** 6-2  
**WEIGHT** 259  
**AGE** 24 (as of 9/9/07)  
**HOMETOWN** Plainfield, IN

**HIGH SCHOOL** Plainfield HS  
**COLLEGE** Wisconsin  
**EXPERIENCE** Second NFL season, second with the Jets  
**ACQUIRED** Chosen by the Jets in the fifth round (150th overall) of the 2006 NFL Draft

#### CAREER HIGHLIGHTS

- Placed on Injured Reserve, August, 2006.

#### OFF-THE-FIELD

- Graduated with a degree in Kinesiology.
- Plays the drums.
- Cites classic rock as his favorite type of music and lists Led Zeppelin as his favorite group.
- Visited St. Barnabas Medical Center in Livingston, NJ, on 7/5/06, along with 24 members of the Jets' rookie class, to tour the facilities and spend time with inpatients in the pediatric and burn victim units.
- Born in Indianapolis, IN.

#### BEFORE THE NFL

- Played in 41 games for the Wisconsin Badgers and had 12 receptions for 144 yards for a 12.0 avg.
- Earned honorable mention All-Big Ten, *ESPN The Magazine* Academic All-District V Selection, Academic All-Big Ten and was UW's Ivan Williamson Scholastic Award winner.
- Earned Academic All-Big Ten honors in 2004 and was a UW Athletic Board Scholar in 2002.
- At Plainfield (Indiana) HS, was one of the top 100 players in the Midlands according to *Prep Football Report*; made *Bloomington Herald-Times* "Top 33" team, Associated Press All-State and 4A Defensive Player of the Year in 2000.
- Helped lead his school to the state finals and a 14-1 mark after posting 47 receptions for 721 yards and 128 tackles as a senior.

#### CAREER TRANSACTIONS

- Selected by the Jets in the fifth round (150th overall) of the 2006 NFL Draft. The pick was obtained from DAL with a sixth round selection (189th overall, Drew Coleman) in exchange for the Jets fifth round selection (138th overall, Pat Watkins).



## 41 RAYMOND VENTRONE

### SAFETY

**HEIGHT** 5-10  
**WEIGHT** 200  
**AGE** 24 (as of 9/9/07)  
**HOMETOWN** Pittsburgh, PA

**HIGH SCHOOL** Chartiers Valley HS  
**COLLEGE** Villanova  
**EXPERIENCE** Second NFL season, first with the Jets  
**ACQUIRED** Signed as a free agent on 2/21/07

#### CAREER HIGHLIGHTS

- Spent two years with NE, 2005 on the practice squad and 2006 on Injured Reserve.

#### OFF-THE-FIELD

- Graduated from Villanova with a degree in Finance.
- Enjoys miniature golf.
- Learned Spanish and German while playing in NFL Europa.
- Distant relative of Christian "Mose" Kelsch, a kicker and tailback for the NFL's Pittsburgh Pirates in the 1930s.

#### BEFORE THE NFL

- Played in 35 career games at Villanova, registering 251 tackles (198 solo), 19 TFL, two sacks, 11 PD, 5 FF and 4 FR.
- Was selected to the All Atlantic-10 Conference first team as a junior.
- A three-time All-Conference performer, who was selected to the second team All-State squad as a senior at Chartiers Valley HS.
- Owens three high school records in track and field; long jump (22'6"), triple jump (45'1") and 100M (10.8).

#### CAREER TRANSACTIONS

- Signed by the Jets to a reserve-future contract on 2/21/07.
- Cut by NE on 2/13/07.
- Placed on IR on 8/30/06.
- Signed by NE to the active roster on 1/30/06.
- Signed by NE to the practice squad on 9/9/05.
- Released by NE on 9/7/05.
- Signed by NE to the practice squad on 9/4/05.
- Released by NE on 9/3/05.
- Signed as a rookie FA by NE on 4/28/05.

## ROOKIE FREE AGENTS



**ALVIN BANKS 34**  
**RUNNING BACK • 5-10 • 225**  
 23 • Hampton, VA  
 James Madison / Hampton (VA)

### BEFORE THE NFL

- Finished his career at James Madison with 2,694 rushing yards and 28 TD with 57 catches for 569 yards and 4 TD.
- Member of the 2004 NCAA Division I-AA National Championship team.
- Posted 11 100-yard rushing games.
- During his sophomore season, ran for 109 yards on 30 carries against nationally ranked West Virginia.
- First-team All-District and All-Region and second-team All-State as a senior RB at Hampton (VA) HS and lettered in track and field.

### OFF-THE-FIELD

- Majored in Kinesiology with a Sports Management concentration.
- Enjoys customizing cars.

### CAREER TRANSACTIONS

- Signed as a rookie FA on 5/12/07.



**MIKE DEVITO 70**  
**DEFENSIVE END • 6-3 • 298**  
 23 • Wellfleet, MA  
 Maine / Wellfleet HS

### BEFORE THE NFL

- Finished his career at Maine with 112 total tackles and 16 sacks.
- Earned All-Atlantic-10 honors as a nose tackle for the second time after finishing the 2006 season second on the team in sacks with seven.
- Played TE and DE at Wellfleet HS.

### OFF-THE-FIELD

- Business major.
- Grew up in Massachusetts, but was born in New York.
- Family hails from New York and New Jersey and are Jets fans.

### CAREER TRANSACTIONS

- Signed as a rookie FA on 5/12/07.



**JAMES IHEDIGBO 44**  
**SAFETY • 6-1 • 202**  
 23 • Amherst, MA  
 UMass / Amherst Regional

### BEFORE THE NFL

- A former walk-on turned three-year starter at UMass, who served as the team captain his senior season and recorded 251 TT (165 solo), 12.5 sacks, 8 INT and 19 PD throughout his career.
- Named Walter Camp All-American, *College Sporting News* All-Star and Atlantic-10 First Team DB in his senior season.
- Recorded 74 TT and 4 INT as a true freshman, including 2 picks and 8 tackles in a win over Hofstra.
- Rushed for 1,012 yards and 18 TD, while totaling over 2,000 all-purpose yards as a senior at Amherst Regional HS.
- Two-time All-Western Massachusetts and All-League selection, who served as a team captain and was named team defensive MVP his senior season.
- A member of the basketball, lacrosse and track teams.
- Earned All-County honors in basketball.

### OFF-THE-FIELD

- Majored in Sociology.
- Has three brothers (Emeka, Nate and David) and one sister (Onyi).
- Parents Rose and Apollos, both UMass grads, moved to the United States 30 years ago from Nigeria.

### CAREER TRANSACTIONS

- Signed as a rookie FA on 5/15/07.



**RAYSHAUN KIZER 39**  
**CORNERBACK • 5-9 • 193**  
 22 • Euclid, OH  
 Walsh University / Euclid HS

### BEFORE THE NFL

- A three-year starter and senior captain at NAIA Walsh University (OH), who finished his career with 14 INT, third best in school history.
- All-MSFA (Mid-States Football Association) Mid-east Selection and honorable mention All-American his senior season.
- Returned 53 tackles and picked off five passes, two of which he returned for TD, his senior season, scoring four total TD in his career.
- Started every game for three straight years.
- Lettered three times at Euclid HS (OH), where he served as a team captain and recorded 47 tackles and 1 INT as a senior.

### OFF-THE-FIELD

- Majored in Computer Science, minored in Business Management.
- Has a son, Rayshaun Jr.

### CAREER TRANSACTIONS

- Signed as a rookie FA on 5/15/07.



**DOMINIC MORAN 69**  
OFFENSIVE LINE • 6-5 • 303  
23 • Rochester Hills, MI  
Western Michigan /  
Rochester Adams HS

**BEFORE THE NFL**

- Started 36 games, in his career.
- Played in over 98 percent of the team's offensive plays his senior season as a team captain.
- Named to the *Detroit Free Press* All-State team as a senior defensive tackle at Rochester Adams (MI) HS.

**OFF-THE-FIELD**

- Major in Management
- Would most like to meet Donald Trump.

**CAREER TRANSACTIONS**

- Signed as a rookie FA on 5/12/07.



**JESSE PELLET-ROSA 14**  
WIDE RECEIVER • 6-4 • 195  
23 • Richmond, VA  
VCU / George Wythe

**BEFORE THE NFL**

- Played basketball for four seasons at Virginia Commonwealth.
- As a senior, averaged 13.3 PPG and shot over 42% from three-point range in leading VCU to the Colonial Athletic Association title.
- Scored 14 points, grabbed five boards and picked up three assists in VCU's (11th seed) first round upset of Duke in the 2007 NCAA Basketball Tournament.
- Posted 20 points, five rebounds and four assists in team's double overtime loss to 3rd-seeded Pittsburgh in the second round of the NCAA Tournament.
- Was recruited to play football at Tennessee, NC State and Mississippi State.
- Played one football season at Fork Union Military Academy.
- Was a member of the football, basketball and track teams at George Wythe HS (VA).
- Selected as the 2001-02 *Richmond Times-Dispatch* Metro Player of the Year and was an all-state, averaging 16.3 points, 8 rebounds and 4 steals.
- Was a McDonald's All-American nominee.
- Earned *Richmond Times-Dispatch* All-Metro honors in football during his junior season.

**OFF-THE-FIELD**

- Majored in Real Estate.
- Engaged to Terika Parks.
- Has a daughter, Jessica.

**CAREER TRANSACTIONS**

- Signed as a rookie FA on 5/15/07.



**LEONARD PETERS 35**  
SAFETY • 6-1 • 199  
25 • Kahuku, Hawai'i  
Hawai'i / Kahuku HS

**BEFORE THE NFL**

- Played in 50 games with 290 tackles, 20 PD, 7 INT and 2 sacks.
- Returned 2 INT for TD in 2006, his second senior season.
- Played for former Jet Rich Miano, who was his position coach at Hawai'i.
- Granted a sixth year of NCAA eligibility after suffering a season ending injury early in the 2005 season.
- Lettered in track and football at Kahuku HS (HI).
- Was a two-time All-State and All-League selection in football.

**OFF-THE-FIELD**

- Has one brother and three sisters.
- Drove three hours round trip to campus each day during the 2006 season.
- He moved to Hawai'i from Fagaalu, American Samoa at age 8.
- Learned English as a second language.
- Has been Polynesian dancing since he was 12, including the "fire-knife" dance.

**CAREER TRANSACTIONS**

- Signed as a rookie FA on 5/12/07.



**EVAN PRALL 9**  
WIDE RECEIVER • 5-11 • 185  
23 • Scranton, PA  
East Stroudsburg/  
West Scranton HS

**BEFORE THE NFL**

- Set school records for catches (236), receiving yards (4,093), TD (50) and all-purpose yards (5,666).
- As a senior caught 76 passes for 1,174 yards and 14 TD, named AP Little All-America at all-purpose back.
- Set school records (88-1, 766-23 TD) as a junior and was named a D2football.com All-America at WR.
- Was a WR and DB at West Scranton HS where he was all-Regional Defensive Player of the Year.
- Recorded 19 TD catches, 10 blocked PAT, 102 solo tackles and nine INT.
- Also was All-Region in track, running sprints and hurdles, and played basketball in HS.

**OFF-THE-FIELD**

- Graduated with a degree in Health and Physical Education.
- His junior football squad in Scranton was the West Side Jets.

**CAREER TRANSACTIONS**

- Signed by the Jets on 6/13/07.
- Waived by the Cardinals on 5/29/07.
- Signed by the Cardinals as a rookie free agent on 5/1/07.





**BRETT  
RATLIFF 5**  
QUARTERBACK • 6-4 • 224  
22 • Chico, CA  
Utah / Chico HS

#### BEFORE THE NFL

- Completed 228 of 391 passes (58.3 percent) for 2,796 yards, 23 TD and nine INT in 13 games as the QB at Utah. He also rushed for 260 yards and one TD.
- Played for offensive coordinator Andy Ludwig, who was the offensive coordinator at the University of Oregon (2002-04), where Ludwig coached Kellen Clemens.
- Led the Utes to a victory over Tulsa in the Armed Forces Bowl, going 23-of-34 passing for 240 yards and a TD.
- Played two seasons at Butte College, where he set the career TD record (41).
- MVP of 2003 Tri-Counties Bank Holiday Bowl, which Butte won.
- Set school records at Chico (CA) HS for average passing yards per game (249), single-game attempts (56) and completions (36).

#### OFF-THE-FIELD

- Wife, Shailey.
- Sociology major.
- Father played football and ran track for Cal Poly Pomona.

#### CAREER TRANSACTIONS

- Signed as a rookie FA on 5/12/07.



**JASON  
TRUSNIK 48**  
LINEBACKER • 6-4 • 250  
23 • Macedonia, OH  
Ohio Northern / Nordon Hills

#### BEFORE THE NFL

- Finished his career at Ohio Northern with 277 tackles and 43 sacks.
- A two-time Division III All-American and First Team All-Ohio Athletic Conference selection who ended the 2006 season with 60 tackles and team-highs of 11 sacks and 19.5 tackles for loss.
- ONU's all-time career leader with 43 sacks and 85 tackles for loss.
- Standout DE and QB at Nordon Hills, where he played alongside his brother Lenny, a LB who was also his teammate at ONU.
- Also lettered in wrestling, where he went to the state championship as a senior.

#### OFF-THE-FIELD

- Majored in Education.
- Enjoys golfing.

#### CAREER TRANSACTIONS

- Signed as a rookie FA on 5/12/07.



**ROBERT  
TURNER 75**  
OFFENSIVE LINE • 6-4 • 308  
23 • Austin, TX  
New Mexico / Lake Travis HS

#### BEFORE THE NFL

- Started 49 consecutive games at RG and RT during his four year career at New Mexico.
- Credited with 23 big effort plays, 10 cut blocks and 16 pins by the Lobos' coaching staff his senior season.
- Three-year starter on the OL, two-year starter at DT, and senior captain at Lake Travis HS (TX).
- Lettered in power-lifting and track and field (discus and shot put), as well.

#### OFF-THE-FIELD

- Majored in General Studies.
- If he did not play football, he would be a hunting guide.

#### CAREER TRANSACTIONS

- Signed as a rookie FA on 5/16/07.



**DANNY  
WARE 23**  
RUNNING BACK • 6-0 • 234  
22 • Rockmart, GA  
Georgia /  
Rockmart HS

#### BEFORE THE NFL

- Played in 35 games at Georgia, starting 10, gaining 1,510 yards on 320 carries (4.7 avg.) with eight TD. Also caught 28 passes for 357 yards (12.8 avg.) and two TD. He also had three kickoff returns for 36 yards (12.0 avg.).
- Team captain and two-time MVP rushed for 1,009 yards and compiled 35 tackles and one INT on defense as a senior at Rockmart HS...Also amassed 1,003 yards punting (33.4 avg.) with a long of 60 yards.
- 2002 *Atlanta Journal-Constitution* Top 50 in Georgia, Class AA all-state honorable mention, Prep Star all-region and Rome News Tribune first-team all-area selection coming out of high school.

#### OFF-THE-FIELD

- Housing major at Georgia.
- Has two sisters and a brother.

#### CAREER TRANSACTIONS

- Signed as a Rookie FA by TEN on 4/30/07.
- Waived by TEN on 6/19/07.
- Claimed off waivers by the Jets on 6/25/07.



**ANDREW WICKER 64**  
OFFENSIVE LINE • 6-5 • 295  
23 • Zachary, LA  
Mississippi / Silliman Institute

#### BEFORE THE NFL

- Began his career at Ole Miss as a DT, recording nine tackles and one TFL over two seasons.
- Played in 22 games, making 18 starts on the OL during his junior and senior seasons.
- Did some long snapping on special teams.
- Received the 2006 J. Richard Price Courage and Compassion Award as the rising senior lineman, who, in the opinion of the coaches, has demonstrated extraordinary courage and unusual compassion in their dedication to the team and school.
- Two-time MPSA All-State selection and two-time conference defensive MVP at Silliman Institute (LA).
- Finished his career with 430 tackles, 40 sacks, 80 TFL and 9 receptions for 120 yards and 2 TD.
- Earned four letters in track and three in power-lifting.

#### OFF-THE-FIELD

- Born in McComb, Mississippi.
- Majored in Management.
- Lists *The Simpsons*, *Seinfeld* and *Everybody Loves Raymond* as his favorite TV shows.

#### CAREER TRANSACTIONS

- Signed as a rookie FA on 5/12/07.

## ROOKIE/FIRST YEAR ROSTER

No.	Name	Pos	College
34	Banks, Alvin	RB	James Madison
72	Bender, Jacob	OL	Nicholls State
70	DeVito, Mike	DE	Maine
52	Harris, David	LB	Michigan
44	Ihedigbo, James	DB	Massachusetts
39	Kizer, Rayshaun	CB	Walsh
69	Moran, Dominic	OL	Western Michigan
14	Pellot-Rosa, Jesse	WR	VCU
43	Peters, Leonard	S	Hawai'i
46	Pinson, Lawrence	LB	Oklahoma St.
9	Prall, Evan	WR	East Stroudsburg
5	Ratliff, Brett	QB	Utah
24	Revis, Darrelle	DB/PR	Pittsburgh
83	Stuckey, Chansi	WR	Clemson
48	Trusnik, Jason	LB	Ohio Northern
75	Turner, Robert	OL	New Mexico
23	Ware, Danny	RB	Georgia
64	Wicker, Andrew	OL	Mississippi

## JETS ROSTER BY STATE

#### Alabama (3)

Jerricho Cotchery  
Kerry Rhodes  
Bryan Thomas

#### Arkansas (2)

David Barrett  
Cedric Houston

#### California (3)

Kenyon Coleman  
Matt McChesney  
Brett Ratliff

#### Florida (5)

Laveranues Coles  
Jamie Thompson  
Jonathan Vilma  
Andre Wadsworth  
Leon Washington

#### Georgia (2)

Chansi Stuckey  
Danny Ware

#### Hawaii (2)

Leonard Peters  
Kimo von Oelhoffen

#### Illinois (3)

Ed Blanton  
Frisman Jackson  
Justin McCareins

#### Indiana (2)

Brandon Moore  
Jason Pociask

#### Iowa (2)

Matt Chatham  
Tim Dwight

#### Kansas (2)

Eric Hicks  
Rashad Washington

#### Kentucky (2)

Justin Miller  
CJ Mosley

#### Louisiana (2)

Anthony Clement  
Andrew Wicker

#### Maryland (1)

Jacob Bender

#### Massachusetts (2)

Mike DeVito  
James Ihedigbo  
Pete Kendall

#### Michigan (3)

David Bowens  
David Harris  
Dominic Moran

#### Mississippi (1)

Bobby Hamilton

#### New Jersey (4)

Darian Barnes  
Blake Costanzo  
Michael Haynes  
Victor Hobson

#### New York (5)

Darrell Adams  
Chris Baker  
D'Brickashaw Ferguson  
Joe Kowalewski  
Sean Ryan

#### North Carolina (1)

Wallace Wright

#### Ohio (9)

Adrien Clarke  
Na'Shan Goddard  
Alphonso Hodge  
Rayshaun Kizer  
Nick Mangold  
Mike Nugent  
Brad Smith  
Eric Smith  
Jason Trusnik

#### Oklahoma (2)

Zarnell Fitch  
Lawrence Pinson

#### Oregon (1)

Kellen Clemens

#### Pennsylvania (5)

Curtis Martin  
Hank Poteat  
Evan Prall  
Darrelle Revis  
Raymond Ventrone

#### South Carolina (1)

Shaun Ellis

#### Tennessee (2)

Chad Pennington  
Dewayne Robertson

#### Texas (8)

Drew Coleman  
James Dearth  
Adrian Jones  
Brad Kassell  
Anthony Schlegel  
Wade Smith  
Cody Spencer  
Robert Turner

#### Utah (2)

Andre Dyson  
Sione Pouha

#### Virginia (5)

Alvin Banks  
Eric Barton  
Thomas Jones  
Jesse Pellot-Rosa  
Stacy Tutt

#### Washington (2)

Erik Coleman  
Marques Tuiasosopo

#### Australia (1)

Ben Graham

## BUILDING THE 2007 NEW YORK JETS

### DRAFT

Year	Draftee	Round
2000	Shaun Ellis	(1a)
	Chad Pennington	(1c)
2002	Bryan Thomas	(1)
	Chris Baker	(3)
2003	Dewayne Robertson	(1)
	Victor Hobson	(2)
2004	Jonathan Vilma	(1)
	Jerricho Cotchery	(4a)
	Adrian Jones	(4b)
	Erik Coleman	(5)
	Rashad Washington	(7d)
2005	Mike Nugent	(2a)
	Justin Miller	(2b)
	Sione Pouha	(3)
	Kerry Rhodes	(4)
	Cedric Houston	(6a)
2006	D'Brickashaw Ferguson	(1a)
	Nick Mangold	(1b)
	Kellen Clemens	(2)
	Anthony Schlegel	(3a)
	Eric Smith	(3b)
	Brad Smith	(4a)
	Leon Washington	(4b)
	Jason Pociask	(5)
	Drew Coleman	(6)
2007	Darrelle Revis	(1)
	David Harris	(2)
	Jacob Bender	(6)
	Chansi Stuckey	(7)

### TRADES/WAIVERS


Year	Player	Previous Team
2004	Justin McCareins	(T-TEN)
2005	Laveranues Coles	(T-WAS)
2006	Bobby Hamilton	(T-OAK)
	C.J. Mosley	(T-MIN)
	Sean Ryan	(T-DAL)
2007	Thomas Jones	(T-CHI)
	Danny Ware	(W-TEN)

### VETERAN FREE AGENTS

Year	Player	How Acquired
1998	Curtis Martin	(RFA-NE)
2001	James Dearth	(FA)
2004	David Barrett	(UFA-ARI)
	Eric Barton	(UFA-OAK)
	Pete Kendall	(UFA-ARI)
2006	Matt Chatham	(UFA-NE)
	Anthony Clement	(UFA-SF)
	Tim Dwight	(UFA-NE)
	Andre Dyson	(UFA-SEA)
	Zarnell Fitch	(FA)
	Alphonso Hodge	(FA-KC)
	Na'Shan Goddard	(FA)
	Brad Kassell	(UFA-TEN)
	Hank Poteat	(FA-NE)
	Wade Smith	(FA-MIA)
	Cody Spencer	(FA-TEN)
	Kimo von Oelhoffen	(UFA-PIT)
2007	Darian Barnes	(UFA-MIA)
	David Bowens	(UFA-MIA)
	Adrien Clarke	(FA)
	Kenyon Coleman	(UFA-DAL)
	Michael Haynes	(FA)
	Eric Hicks	(UFA-KC)
	Frisman Jackson	(FA)
	Lawrence Pinson	(FA)
	Marques Tuiasosopo	(UFA-OAK)
	Raymond Ventrone	(FA)
	Andre Wadsworth	(FA)

### NON-DRAFTED FREE AGENTS

Year	Player
2003	Brandon Moore
2005	Ben Graham
	Matt McChesney
2006	Darrell Adams
	Ed Blanton
	Blake Costanzo
	Joe Kowalewski
	Jamie Thompson
	Stacy Tutt
	Wallace Wright
2007	Alvin Banks
	Mike DeVito
	James Ihedigbo
	Rayshaun Kizer
	Dominic Moran
	Jesse Pellot-Rosa
	Leonard Peters
	Evan Prall
	Brett Ratliff
	Jason Trusnik
	Robert Turner
	Andrew Wicker



Nick Mangold

UFA=Unrestricted Free Agent; RFA=Restricted Free Agent;  
FA=Free Agent; T=Trade; W=Waivers



## 2007 ALPHABETICAL ROSTER

No.	Name	Pos	Ht	Wt	Age	Exp	College	Hometown	How Acq
97	Adams, Darrell	DE	6-5	282	23	1	Villanova	Bay Shore, NY	FA-06
35	Allen, Jesse	FB	6-0	247	23	R	Virginia Tech	Monson, MA	FA-07
86	Baker, Chris	TE	6-3	258	27	6	Michigan State	Queens, NY	D3-02
34	Banks, Alvin	RB	5-10	225	23	R	James Madison	Hampton, VA	FA-07
37	Barnes, Darian	FB	6-2	240	27	6	Hampton	Toms River, NJ	UFA-07 (MIA)
36	Barrett, David	CB	5-10	195	29	8	Arkansas	Osceola, AR	UFA-04 (ARIA)
50	Barton, Eric	LB	6-2	245	29	9	Maryland	Alexandria, VA	UFA-04 (OAK)
72	Bender, Jacob	OL	6-6	315	22	R	Nicholls State	Mayo, MD	D6-07
78	Blanton, Ed	T	6-9	330	24	1	UCLA	Winfield, IL	FA-06
96	Bowens, David	DE	6-3	265	30	9	Western Illinois	Detroit, MI	UFA-07 (MIA)
58	Chatham, Matt	LB	6-4	250	30	8	South Dakota	Sioux City, IA	UFA-06 (NE)
61	Clarke, Adrien	G	6-5	330	26	3	Ohio State	Shaker Heights, OH	FA-07
11	Clemens, Kellen	QB	6-2	223	24	2	Oregon	Burns, OR	D2-06
68	Clement, Anthony	T	6-8	320	31	10	Louisiana-Lafayette	Lafayette, LA	UFA-06 (SF)
30	Coleman, Drew	CB	5-9	175	24	2	TCU	Henderson, TX	D6-06
26	Coleman, Erik	S	5-10	200	25	4	Washington State	Spokane, WA	D5-04
93	Coleman, Kenyon	DE	6-5	295	28	5	UCLA	Alta Loma, CA	UFA-07 (DAL)
87	Coles, Laveranues	WR	5-11	193	29	8	Florida State	Jacksonville, FL	T-05 (WAS)
47	Costanzo, Blake (NFLE)	LB	6-2	235	23	1	Lafayette	Franklin Lakes, NJ	FA-06
89	Cotchery, Jerricho	WR/KR	6-0	207	25	4	North Carolina State	Birmingham, AL	D4a-04
85	Dearth, James	TE/LS	6-4	270	31	7	Tarleton State	Scurry, TX	FA-01
70	DeVito, Mike	DE	6-3	298	23	R	Maine	Welfleet, MA	FA-07
17	Dwight, Tim	WR/KR	5-8	180	32	10	Iowa	Iowa City, IA	UFA-06 (NE)
21	Dyson, Andre	CB	5-10	183	28	7	Utah	Clearfield, UT	UFA-06 (SEA)
92	Ellis, Shaun	DE	6-5	285	30	8	Tennessee	Anderson, SC	D1a-00
60	Ferguson, D'Brickashaw	T	6-6	312	23	2	Virginia	Freeport, NY	D1a-06
75	Fitch, Zarnell (NFLE)	DT	6-3	320	24	1	TCU	Spencer, OK	FA-06
76	Goddard, Na'Shan	OL	6-5	315	24	2	South Carolina	Dayton, OH	FA-06
7	Graham, Ben	P	6-5	220	33	3	Deakin (Australia)	Geelong/Victoria Australia	FA-05
98	Hamilton, Bobby	DE	6-5	285	36	13	Southern Mississippi	Columbia, MS	T-06
52	Harris, David	LB	6-2	243	23	R	Michigan	Grand Rapids, MI	D2-07
94	Haynes, Michael	DE	6-4	283	26	4	Penn State	Columbus, NJ	FA-07
77	Hicks, Eric	DE	6-6	280	31	10	Maryland	Overland Park, KS	UFA-07 (KC)
54	Hobson, Victor	LB	6-0	252	27	5	Michigan	Mt. Laurel, NJ	D2-03
27	Hodge, Alphonso	CB	5-10	203	25	3	Miami (OH)	Cleveland, OH	FA-06
32	Houston, Cedric	RB	6-0	220	25	3	Tennessee	Clarendon, AR	D6a-05
44	Ihedigbo, James	DB	6-1	202	23	R	Massachusetts	Northampton, MA	FA-07
18	Jackson, Frisman	WR	6-3	217	28	5	Western Illinois	Chicago, IL	FA-07
79	Jones, Adrian	T	6-5	296	26	4	Kansas	Dallas, TX	D4b-04
20	Jones, Thomas	RB	5-10	215	29	8	Virginia	Big Stone Gap, VA	T-07 (CHI)
55	Kassell, Brad	LB	6-3	242	27	6	North Texas	Llano, TX	UFA-06 (TEN)
66	Kendall, Pete	G	6-5	292	34	12	Boston College	Weymouth, MA	UFA-04
39	Kizer, Rayshaun	CB	5-9	185	22	R	Walsh	Euclid, OH	FA-07
40	Kowalewski, Joe	TE	6-4	250	24	1	Syracuse	Warners, NY	FA-06
74	Mangold, Nick	C	6-4	300	23	2	Ohio State	Kettering, OH	D1b-06
28	Martin, Curtis	RB	5-11	210	34	13	Pittsburgh	Pittsburgh, PA	RFA-98 (NE)
81	McCareins, Justin	WR	6-2	215	28	7	Northern Illinois	Naperville, IL	T-04 (TEN)
62	McChesney, Matt (NFLE)	DT	6-4	307	25	2	Colorado	Santa Cruz, CA	UFA-05
22	Miller, Justin	CB/KR	5-10	196	23	3	Clemson	Owensboro, KY	D2b-05
65	Moore, Brandon	G	6-3	295	27	5	Illinois	Gary, IN	FA-03
69	Moran, Dominic	OL	6-5	303	23	R	Western Michigan	Rochester Hills, MI	FA-07
95	Mosley, C.J.	DT	6-2	312	24	3	Missouri	Fort Knox, KY	T-06 (MIN)
1	Nugent, Mike	K	5-9	182	25	3	Ohio State	Centerville, OH	D2a-05
14	Pellot-Rosa, Jesse	WR	6-4	195	23	R	Virginia Commonwealth	Richmond, VA	FA-07
10	Pennington, Chad	QB	6-3	225	31	8	Marshall	Knoxville, TN	D1c-00
43	Peters, Leonard	S	6-1	199	25	R	Hawai'i	La'ie, O'ahu, HI	FA-07
46	Pinson, Lawrence	LB	6-0	245	23	1	Oklahoma State	Jenks, OK	FA-07

No.	Name	Pos	Ht	Wt	Age	Exp	College	Hometown	How Acq
82	Pociask, Jason	TE	6-2	259	24	2	Wisconsin	Plainfield, IN	D5-06
31	Poteat, Hank	CB	5-10	195	30	7	Pittsburgh	Harrisburg, PA	FA-06
91	Pouha, Sione	DT	6-3	325	28	3	Utah	Salt Lake City, UT	D3-05
9	Prall, Evan	WR	5-11	185	23	R	East Stroudsburg	Scranton, PA	FA-07
5	Ratliff, Brett	QB	6-4	224	22	R	Utah	Chico, CA	FA-07
24	Revis, Darrelle	DB/PR	5-11	204	22	R	Pittsburgh	Aliquippa, PA	D1-07
25	Rhodes, Kerry	S	6-3	210	25	3	Louisville	Bessemer, AL	D4-05
63	Robertson, Dewayne	DT	6-1	317	25	5	Kentucky	Memphis, TN	D1-03
88	Ryan, Sean	TE	6-5	265	25	4	Boston College	Buffalo, NY	T-06 (DAL)
56	Schlegel, Anthony	LB	6-1	251	26	2	Ohio State	Dallas, TX	D3a-06
16	Smith, Brad	QB	6-2	210	23	2	Missouri	Liberty, OH	D4a-06
33	Smith, Eric	S	6-1	209	24	2	Michigan State	Groveport, OH	D3b-06
71	Smith, Wade	OL	6-4	318	26	5	Memphis	Dallas, TX	FA-06
53	Spencer, Cody	LB	6-2	245	26	4	North Texas	Grapevine, TX	FA-06
83	Stuckey, Chansi	WR	6-0	185	23	R	Clemson	Warner Robins, GA	D7-07
99	Thomas, Bryan	DE/LB	6-4	266	28	6	Alabama-Birmingham	Birmingham, AL	D1-02
38	Thompson, Jamie (NFL)	S	6-0	192	24	1	Oklahoma State	Sparr, FL	FA-06
48	Trusnik, Jason	LB	6-5	250	23	R	Ohio Northern	Macedonia, OH	FA-07
8	Tuiasosopo, Marques	QB	6-1	220	28	7	Washington	Woodinville, WA	UFA-07 (OAK)
75	Turner, Robert	OL	6-4	308	23	R	New Mexico	Austin, TX	FA-07
45	Tutt, Stacy	FB	6-1	233	25	1	Richmond	Fredricksburg, VA	FA-06
41	Ventrone, Raymond	S	5-10	200	24	2	Villanova	Pittsburgh, PA	FA-07
51	Vilma, Jonathan	LB	6-1	230	25	4	Miami (FL)	South Miami, FL	D1-04
67	von Oelhoffen, Kimo	DL	6-4	299	36	14	Boise State	Kaunakakai, HI	UFA-06 (PIT)
57	Wadsworth, Andre	LB	6-4	272	32	4	Florida State	Miami, FL	FA-07
23	Ware, Danny	RB	6-0	234	22	R	Georgia	Rockmart, GA	FA-07
29	Washington, Leon	RB/KR	5-8	202	25	2	Florida State	Jacksonville, FL	D4b-06
42	Washington, Rashad	S	6-1	217	27	4	Kansas State	Wichita, KS	D7d-04
64	Wicker, Andrew	OL	6-5	295	23	R	Mississippi	Zachary, LA	FA-07
15	Wright, Wallace	WR	6-0	191	23	2	North Carolina	Fayetteville, NC	FA-06

## 2007 NUMERICAL ROSTER

No.	Name	No.	Name	No.	Name	No.	Name
1	Mike Nugent	30	Drew Coleman	53	Cody Spencer	77	Eric Hicks
5	Brett Ratliff	31	Hank Poteat	54	Victor Hobson	78	Ed Blanton
7	Ben Graham	32	Cedric Houston	55	Brad Kassell	79	Adrian Jones
8	Marques Tuiasosopo	33	Eric Smith	56	Anthony Schlegel	81	Justin McCareins
9	Evan Prall	34	Alvin Banks	57	Andre Wadsworth	82	Jason Pociask
10	Chad Pennington	35	Jesse Allen	58	Matt Chatham	83	Chansi Stuckey
11	Kellen Clemens	36	David Barrett	60	D'Brickashaw Ferguson	85	James Dearth
14	Jesse Pellot-Rosa	37	Darian Barnes	61	Adrien Clarke	86	Chris Baker
15	Wallace Wright	38	Jamie Thompson	62	Matt McChesney	87	Laveranues Coles
16	Brad Smith	39	Rayshaun Kizer	63	Dewayne Robertson	88	Sean Ryan
17	Tim Dwight	40	Joe Kowalewski	64	Andrew Wicker	89	Jerricho Cotchery
18	Frisman Jackson	41	Raymond Ventrone	65	Brandon Moore	91	Sione Pouha
20	Thomas Jones	42	Rashad Washington	66	Pete Kendall	92	Shaun Ellis
21	Andre Dyson	43	Leonard Peters	67	Kimo von Oelhoffen	93	Kenyon Coleman
22	Justin Miller	44	James Ihedigbo	68	Anthony Clement	94	Michael Haynes
23	Danny Ware	45	Stacy Tutt	69	Dominic Moran	95	C.J. Mosley
24	Darrelle Revis	46	Lawrence Pinson	70	DeVito, Mike	96	David Bowers
25	Kerry Rhodes	47	Blake Costanzo	71	Wade Smith	97	Darrell Adams
26	Erik Coleman	48	Jason Trusnik	72	Jacob Bender	98	Bobby Hamilton
27	Alphonso Hodge	50	Eric Barton	74	Nick Mangold	99	Bryan Thomas
28	Curtis Martin	51	Jonathan Vilma	75	Zarnell Fitch		
29	Leon Washington	52	David Harris	75	Robert Turner		





# 2006 REGULAR SEASON STATISTICS

## SCHEDULE/RESULTS (WON 10, LOST 6)

Date	W/L	Score	Opponent
9/10/2006	W	23-16	at Tennessee Titans
9/17/2006	L	17-24	New England Patriots
9/24/2006	W	28-20	at Buffalo Bills
10/1/2006	L	28-31	Indianapolis Colts
10/8/2006	L	0-41	at Jacksonville Jaguars
10/15/2006	W	20-17	Miami Dolphins
10/22/2006	W	31-24	Detroit Lions
10/29/2006	L	13-20	at Cleveland Browns
11/2/2006	W	17-14	at New England Patriots
11/9/2006	L	0-10	Chicago Bears
11/26/2006	W	26-11	Houston Texans
12/3/2006	W	38-10	at Green Bay Packers
12/10/2006	L	13-31	Buffalo Bills
12/17/2006	W	26-13	at Minnesota Vikings
12/25/2006	W	13-10	at Miami Dolphins
12/31/2006	W	23-3	Oakland Raiders

## SCORE BY QUARTER

	1	2	3	4	Total
Jets	54	107	67	88	316
Opponents	52	74	53	116	295

## TEAM STATISTICS

	Jets	Opp.
Total First Downs	289	312
Rushing	99	111
Passing	161	181
Penalty	29	20
3rd Down: Made/Att	99/226	76/208
3rd Down Pct.	43.8%	36.5%
4th Down: Made/Att	5/16	12/23
4th Down Pct.	31.3%	52.2%
Possession Avg.	31:03	28:57
Total Net Yards	4891	5306
Avg. Per Game	305.7	331.6
Total Yards	1013	1020
Avg. Per Play	4.8	5.2
Net Yards Rushing	1738	2084
Avg. Per Game	108.6	130.3
Total Rushes	491	453
Net Yards Passing	3153	3222
Avg. Per Game	197.1	201.4
Sacked/Yards Lost	34/199	35/230
Gross Yards	3352	3452
Attempts/Completions	488/313	532/316
Completion Pct.	64.1%	59.4%
Had Intercepted	16	16
Punts/Average	74/43.4	74/44.1
Net Punting Avg.	37.6	36.8
Penalties/Yards	70/560	105/843
Fumbles/Ball Lost	21/9	16/9
Touchdowns	35	34
Rushing	15	14
Passing	17	19
Returns	3	1

## SCORING

Player	TD	Ru	Pa	Rt	PAT	Fg	S	Tp
M. Nugent	0	0	0	0	34/35	24/27	0	106
J. Cotchery	0	6	0	0	0/0	0/0	0	36
K. Barlow	6	6	0	0	0/0	0/0	0	36
L. Coles	6	0	6	0	0/0	0/0	0	36
C. Houston	5	5	0	0	0/0	0/0	0	30
L. Washington	4	4	0	0	0/0	0/0	0	24
C. Baker	4	0	4	0	0/0	0/0	0	24
J. Miller	2	0	0	2	0/0	0/0	0	12
J. McCareins	1	0	1	0	0/0	0/0	0	6
V. Hobson	1	0	0	1	0/0	0/0	0	6
<b>Jets</b>	<b>35</b>	<b>15</b>	<b>17</b>	<b>3</b>	<b>34/35</b>	<b>24/27</b>	<b>0</b>	<b>316</b>
<b>Opponents</b>	<b>34</b>	<b>14</b>	<b>19</b>	<b>1</b>	<b>29/29</b>	<b>18/24</b>	<b>4</b>	<b>295</b>

## PASSING

Player	Att	Cmp	Yds	Cmp%	Yds/Att	TD	TD%	Int	Int%	Long	Sack	Lost	Rating
C. Pennington	485	313	3352	64.5%	6.9	17	3.5%	16	3.3%	71	30	172	82.6
P. Ramsey	1	0	0	0.0%	0.0	0	0.0%	0	0.0%	0	0	0	39.6
B. Graham	1	0	0	0.0%	0.0	0	0.0%	0	0.0%	0	0	0	39.6
K. Clemens	1	0	0	0.0%	0.0	0	0.0%	0	0.0%	0	4	27	39.6
<b>Jets</b>	<b>488</b>	<b>313</b>	<b>3352</b>	<b>64.1%</b>	<b>6.9</b>	<b>17</b>	<b>3.5%</b>	<b>16</b>	<b>3.3%</b>	<b>71</b>	<b>34</b>	<b>199</b>	<b>82.1</b>
<b>Opponents</b>	<b>532</b>	<b>316</b>	<b>3452</b>	<b>59.4%</b>	<b>6.5</b>	<b>19</b>	<b>3.6%</b>	<b>16</b>	<b>3.0%</b>	<b>77</b>	<b>35</b>	<b>230</b>	<b>78.0</b>

## RUSHING

Player	No.	Yds.	Avg.	Lg	TD
L. Washington	151	650	4.3	23	4
C. Houston	113	374	3.3	31	5
K. Barlow	131	370	2.8	12	6
C. Pennington	35	109	3.1	15	0
B. Smith	18	103	5.7	32	0
D. Blaylock	25	44	1.8	6	0
T. Dwight	2	28	14.0	28	0
J. Cotchery	5	25	5.0	10	0
L. Coles	2	14	7.0	15	0
B. Askew	6	11	1.8	5	0
K. Clemens	2	10	5.0	8	0
B. Graham	1	0	0.0	0	0
<b>Jets</b>	<b>491</b>	<b>1738</b>	<b>3.5</b>	<b>32</b>	<b>15</b>
<b>Opponents</b>	<b>453</b>	<b>2084</b>	<b>4.6</b>	<b>57</b>	<b>14</b>

## RECEIVING

Player	No.	Yds.	Avg.	Lg	TD
L. Coles	91	1098	12.1	58	6
J. Cotchery	82	961	11.7	71	6
C. Baker	31	300	9.7	28	4
L. Washington	25	270	10.8	64	0
J. McCareins	23	347	15.1	50	1
T. Dwight	16	112	7.0	15	0
B. Smith	9	61	6.8	19	0
B. Askew	9	50	5.6	12	0
C. Houston	7	43	6.1	11	0
K. Barlow	7	21	3.0	8	0
S. Ryan	6	44	7.3	10	0
D. Blaylock	5	29	5.8	9	0
J. Hodgins	2	9	4.5	6	0
C. Pennington	0	7	0	7	0
<b>Jets</b>	<b>313</b>	<b>3352</b>	<b>10.7</b>	<b>71</b>	<b>17</b>
<b>Opponents</b>	<b>316</b>	<b>3452</b>	<b>10.9</b>	<b>77</b>	<b>19</b>

## INTERCEPTIONS

Player	No.	Yds.	Avg.	Lg	TD
K. Rhodes	4	46	11.5	25	0
A. Dyson	4	-3	-0.8	0	0
D. Barrett	3	0	0.0	0	0
E. Smith	2	1	0.5	1	0
V. Hobson	1	9	9.0	9	0
E. Coleman	1	3	3.0	3	0
J. Vilma	1	0	0.0	0	0
<b>Jets</b>	<b>16</b>	<b>56</b>	<b>3.5</b>	<b>25</b>	<b>0</b>
<b>Opponents</b>	<b>16</b>	<b>148</b>	<b>9.3</b>	<b>58</b>	<b>1</b>

Sacks: B. Thomas 8.5, V. Hobson 6.0, K. Rhodes 5.0, S. Ellis 5.0, E. Barton 4.5, D. Robertson 2.5, D. Coleman 1.0, K. Von Oelhoffen 1.0, C. Mosley 1.0, R. Washington 0.5 Jets: 35.0, Opponents: 34.0  
**Fumbles Lost:** C. Pennington 4, B. Kassel 1, S. Ryan 1, N. Mangold 1, K. Clemens 1, L. Washington 1, Total: 9

**Opponent Fumble Recoveries:** V. Hobson 2, J. Vilma 1, J. Miller 1, K. Rhodes 1, B. Hamilton 1, H. Poteat 1, B. Thomas 1, D. Robertson 1, Total: 9

**2-Pt. Conversions:** Jets 0/0, Opponents: 4/5



Leon Washington / Chad Pennington

## PUNTING

Player	No.	Yds	Avg.	Net	TB	In	Lg	B
B. Graham	72	3182	44.2	37.8	11	26	69	1
C. Pennington	1	29	29.0	29.0	0	1	29	0
<b>Jets</b>	<b>73</b>	<b>3211</b>	<b>43.4</b>	<b>37.6</b>	<b>11</b>	<b>27</b>	<b>69</b>	<b>1</b>
<b>Opponents</b>	<b>74</b>	<b>3266</b>	<b>44.1</b>	<b>36.8</b>	<b>15</b>	<b>18</b>	<b>68</b>	<b>0</b>

## PUNT RETURNS

Player	No.	Fc	Yds.	Avg.	Lg	TD
T. Dwight	14	9	146	10.4	18	0
L. Washington	13	6	97	7.5	38	0
H. Poteat	1	0	0	0.0	0	0
B. Kassel	1	0	0	0.0	0	0
J. Cotchery	0	2	0	0.0	0	0
<b>Jets</b>	<b>29</b>	<b>17</b>	<b>243</b>	<b>8.4</b>	<b>38</b>	<b>0</b>
<b>Opponents</b>	<b>28</b>	<b>15</b>	<b>205</b>	<b>7.3</b>	<b>18</b>	<b>0</b>

## KICKOFF RETURNS

Player	No.	Yds.	Avg.	Lg	TD
J. Miller	46	1304	28.3	103	2
L. Washington	6	79	13.2	23	0
M. Chatham	2	26	13.0	20	0
C. Baker	2	15	7.5	11	0
J. Hodgins	1	17	17.0	17	0
B. Smith	1	4	4.0	4	0
L. Coles	1	0	0.0	0	0
K. Rhodes	1	0	0.0	0	0
<b>Jets</b>	<b>60</b>	<b>1445</b>	<b>24.1</b>	<b>103</b>	<b>2</b>
<b>Opponents</b>	<b>69</b>	<b>1462</b>	<b>21.2</b>	<b>39</b>	<b>0</b>

## FIELD GOALS

Player	1-9	20-29	30-39	40-49	50+
M. Nugent	1/1	7/7	10/12	4/4	2/3
<b>Jets</b>	<b>0/0</b>	<b>7/7</b>	<b>10/12</b>	<b>4/4</b>	<b>2/3</b>
<b>Opponents</b>	<b>0/0</b>	<b>9/11</b>	<b>5/5</b>	<b>4/4</b>	<b>0/2</b>

Nugent: (186.34N,30N) (42G) ( ) ( ) ( ) (33G,33G) (33G)  
 (27G,52N,47G) (34G) ( ) (23G,34G,54G,40G) (24G) (30G,38G  
 (25G,52G,45G,20G) (22G,30G) (35G,22G,35G)

Opponents: ( ) (20G,29N) (36G,28G) (20G) (43G,40G) (21G,51N)  
 (25G) (47G,28N,21G) (31G,21G) (20G) (47G,59N) (40N,34G) (34G)  
 (49N) (25G) (35G)



# DEFENSIVE STATISTICS

Player	TT	ST	AT	S	QH	FR	FF	PD	I
J. Vilma	116	68	48	0.0	2	1	0	4	1
E. Barton	100	72	28	4.5	3	0	1	2	0
V. Hobson	100	66	34	6.0	13	2	0	2	1
E. Coleman	93	63	30	0.0	1	0	0	4	1
K. Rhodes	92	70	22	5.0	4	1	3	13	4
B. Thomas	77	58	19	8.5	10	1	1	0	0
A. Dyson	62	51	11	0.0	0	0	0	8	4
D. Robertson	62	37	25	2.5	6	1	1	0	0
S. Ellis	58	37	21	5.0	4	0	1	3	0
J. Miller	53	46	7	0.0	0	1	1	6	0
D. Barrett	36	23	13	0.0	0	0	2	6	3
H. Poteat	32	23	9	0.0	0	1	0	3	0
B. Hamilton	30	19	11	0.0	0	1	0	1	0
K. von Oelhoffen	28	17	11	1.0	1	0	0	1	0
D. Coleman	20	15	5	1.0	1	0	1	2	0
B. Kassell	19	12	7	0.0	0	0	0	1	0
M. Chatham	19	10	9	0.0	0	0	0	0	0
E. Smith	16	11	5	0.0	1	0	0	2	2
R. Washington	12	7	5	0.5	1	0	0	0	0
R. Moore	11	8	3	0.0	1	0	1	0	0
D. Strait	8	7	1	0.0	0	0	0	0	0
C.J. Mosley	7	6	1	1.0	1	0	0	0	0
D. Ball	1	1	0	0.0	2	0	0	2	0
R. Riddle	1	1	0	0.0	0	0	0	0	0
<b>Totals</b>	<b>1,053</b>	<b>728</b>	<b>325</b>	<b>35.0</b>	<b>51</b>	<b>9</b>	<b>12</b>	<b>60</b>	<b>16</b>



Jonathan Vilma

# SPECIAL TEAMS TACKLES

Player	TT	ST	AT	FF	FR	BL
R. Washington	22	17	5	0	0	0
C. Spencer	13	10	3	0	0	0
E. Smith	11	8	3	0	0	0
B. Askew	11	5	6	0	0	0
B. Smith	10	9	1	0	0	0
E. Coleman	8	7	1	0	0	0
K. Rhodes	7	6	1	0	0	0
B. Kassell	7	6	1	0	0	0
M. Chatham	6	3	3	0	0	0
D. Coleman	6	4	2	0	0	0
W. Wright	6	6	0	0	0	0
M. Nugent	4	1	3	0	1	0
B. Kassell	4	3	1	0	0	0
J. McCarreins	2	2	0	0	0	0
J. Dearth	2	2	0	0	0	0
D. Strait	1	1	0	0	0	0
R. Myers	1	0	1	0	0	0
R. Riddle	1	1	0	0	0	0
A. Schlegel	1	1	0	0	0	0
B. Graham	1	1	0	0	0	0
J. Thompson	1	1	0	0	0	0
L. Washington	0	0	0	0	1	0
B. Thomas	0	0	0	0	0	1
<b>Totals</b>	<b>125</b>	<b>94</b>	<b>31</b>	<b>0</b>	<b>2</b>	<b>1</b>

## 2006 POSTSEASON STATISTICS



at



### PATRIOTS 37, JETS 16

JANUARY 7, 2007

	Jets	Patriots
<b>Total First Downs</b>	<b>18</b>	<b>26</b>
Rushing	3	13
Passing	12	12
Penalty	3	1
3rd Down: Made/Att	3/11	11/16
3rd Down Pct.	27.3%	68.8%
4th Down: Made/Att	1/2	0/0
4th Down Pct.	50.0%	0.0
<b>Possession Avg.</b>	<b>26:40</b>	<b>33:20</b>
<b>Total Net Yards</b>	<b>347</b>	<b>358</b>
Avg. Per Game	347.0	358.0
Total Plays	60	73
Avg. Per Play	5.8	4.9
<b>Net Yards Rushing</b>	<b>70</b>	<b>158</b>
Avg. Per Game	70.0	158.0
Total Rushes	16	38
<b>Net Yards Passing</b>	<b>277</b>	<b>200</b>
Avg. Per Game	277.0	200.0
Sacked/Yards Lost	3/22	1/12
Gross Yards	299	212
Attempts/Completions	41/24	34/22
Completion Pct.	58.5%	64.7%
Had Intercepted	1	0
<b>Punts/Average</b>	<b>3/34.3</b>	<b>2/37.0</b>
<b>Net Punting Avg.</b>	<b>27.7</b>	<b>33.5</b>
<b>Penalties/Yards</b>	<b>4/47</b>	<b>7/59</b>
<b>Fumbles/Ball Lost</b>	<b>1/1</b>	<b>1/1</b>
<b>Touchdowns</b>	<b>1</b>	<b>4</b>
Rushing	0	1
Passing	1	2
Returns	0	1

#### SCORE BY PERIODS

Team	3	7	3	3	-	16
Opponents	7	10	6	14	-	37

#### SCORING

	TD	Ru	Pa	Rt	PAT	FG	2Pt	Pts
M. Nugent	0	0	0	0	1/1	3/3	0	10
J. Cotchery	1	0	1	0	0/0	0/0	0	6
Team	1	0	1	0	1/1	3/3	0	16
Opponents	4	1	2	1	4/4	3/3	0	37

2-Pt. Conversions: Team 0/0, Opponents: 0/0

Sacks: E. Barton 0.5, B. Thomas 0.5, Team: 1.0, Opponents: 3.0

#### PASSING

	Att	Cmp	Yds	Cmp%	Yds/Att	TD	TD%	Int	Int%	Lg	Sk	Lost	Rating
C. Pennington	40	23	300	57.5%	7.5	1	2.5%	1	2.5%	77t	3/	22	79.2
P. Ramsey	1	1	-1	100.0%	-1.0	0	0.0%	0	0.0%	-1	0/	0	79.2
Team	41	24	299	58.5%	7.3	1	2.4%	1	2.4%	77t	3/	22	79.2
Opponents	34	22	212	64.7%	6.2	2	5.9%	0	0.0%	31	1/	12	101.6



Chad Pennington

#### RUSHING

	No	Yds	Avg	Lg	TD
L. Washington	11	50	4.5	19	0
J. Cotchery	2	19	9.5	14	0
C. Pennington	2	1	0.5	7	0
C. Houston	1	0	0.0	0	0
Team	16	70	4.4	19	0
Opponents	38	158	4.2	13	1

#### RECEIVING

	No	Yds	Avg	Lg	TD
C. Baker	5	68	13.6	26	0
L. Coles	5	45	9.0	14	0
J. Cotchery	4	100	25.0	77t	1
L. Washington	4	25	6.3	12	0
J. McCarreins	2	31	15.5	20	0
B. Askew	2	22	11.0	23	0
B. Smith	2	8	4.0	6	0
Team	24	299	12.5	77t	1
Opponents	22	212	9.6	31	2

#### INTERCEPTIONS

	No	Yds	Avg	Lg	TD
Opponents	1	36	36.0	36t	1





PUNTING								
	No	Yds	Avg	Net	TB	In	Lg	B
B. Graham	3	103	34.3	27.7	1	2	44	0
<b>Team</b>	<b>3</b>	<b>103</b>	<b>34.3</b>	<b>27.7</b>	<b>1</b>	<b>2</b>	<b>44</b>	<b>0</b>
<b>Opponents</b>	<b>2</b>	<b>74</b>	<b>37.0</b>	<b>33.5</b>	<b>0</b>	<b>0</b>	<b>42</b>	<b>0</b>

PUNT RETURNS						
	No	FC	Yds	Avg	Lg	TD
L. Washington	1	0	7	7.0	7	0
<b>Team</b>	<b>1</b>	<b>0</b>	<b>7</b>	<b>7.0</b>	<b>7</b>	<b>0</b>
<b>Opponents</b>	<b>0</b>	<b>1</b>	<b>0</b>	<b>0</b>	<b>0</b>	<b>0</b>

KICKOFF RETURNS					
	No	Yds	Avg	Lg	TD
J. Miller	6	136	22.7	35	0
<b>Team</b>	<b>6</b>	<b>136</b>	<b>22.7</b>	<b>35</b>	<b>0</b>
<b>Opponents</b>	<b>5</b>	<b>126</b>	<b>25.2</b>	<b>29</b>	<b>0</b>

FIELD GOALS					
	1-19	20-29	30-39	40-49	50+
M. Nugent	0/0	2/2	1/1	0/0	0/0
<b>Team</b>	<b>0/0</b>	<b>2/2</b>	<b>1/1</b>	<b>0/0</b>	<b>0/0</b>
<b>Opponents</b>	<b>0/0</b>	<b>2/2</b>	<b>0/0</b>	<b>1/1</b>	<b>0/0</b>

**Field Goals:** Nugent (28G, 21G, 37G)  
**Fumbles Lost:** C. Pennington 1, Total: 1  
**Opponent Fumble Recoveries:** H. Poteat 1, Total: 1

DEFENSIVE STATISTICS										
Player	TT	Solo	Asts	Sk	QH	FR	FF	PD	I	
Erik Coleman	10	4	6	0	0	0	0	0	0	0
Eric Barton	8	2	6	0.5	1	0	0	0	0	0
Dewayne Robertson	8	4	4	0	0	0	1	0	0	0
Shaun Ellis	7	5	2	0	0	0	0	0	0	0
Jonathan Vilma	6	4	2	0	0	0	0	0	0	0
Kerry Rhodes	6	5	1	0	1	0	0	1	0	0
Hank Poteat	6	5	1	0	0	1	0	0	0	0
Bryan Thomas	5	3	2	0.5	2	0	0	0	0	0
David Barrett	5	4	1	0	0	0	0	2	0	0
Eric Smith	4	4	0	0	0	0	0	0	0	0
Victor Hobson	3	2	1	0	1	0	0	1	0	0
Bobby Hamilton	3	1	2	0	0	0	0	0	0	0
Brad Kassell	3	2	1	0	1	0	0	0	0	0
Andre Dyson	2	2	0	0	0	0	0	0	0	0
Justin Miller	2	2	0	0	0	0	0	1	0	0
Drew Coleman	2	1	1	0	0	0	0	0	0	0
Matt Chatham	2	2	0	0	0	0	0	0	0	0
Kimo von Oelhoffen	1	0	1	0	0	0	0	0	0	0
Rashad Washington	1	1	0	0	0	0	0	0	0	0
Rashad Moore	1	1	0	0	0	0	0	0	0	0
<b>Totals</b>	<b>85</b>	<b>54</b>	<b>31</b>	<b>1</b>	<b>6</b>	<b>1</b>	<b>1</b>	<b>5</b>	<b>0</b>	<b>0</b>

SPECIAL TEAMS STATISTICS						
Player	TT	Solo	Asts	FF	FR	BL
C. Spencer	3	1	2	0	0	0
R. Washington	1	1	0	0	0	0
E. Smith	1	1	0	0	0	0
B. Kassell	1	1	0	0	0	0
M. Chatham	1	1	0	0	0	0
D. Coleman	1	0	1	0	0	0
<b>Totals</b>	<b>8</b>	<b>5</b>	<b>3</b>	<b>0</b>	<b>0</b>	<b>0</b>



Kerry Rhodes



## 2006 FINAL STANDINGS

### AMERICAN FOOTBALL CONFERENCE

#### EAST DIVISION

Team	W	L	T	Pct	PF	PA	Home	Away	Conf	Div	Streak
y-New England Patriots	12	4	0	.750	385	237	5-3-0	7-1-0	8-4-0	4-2-0	Won 3
x-New York Jets	10	6	0	.625	316	295	4-4-0	6-2-0	7-5-0	4-2-0	Won 3
Buffalo Bills	7	9	0	.438	300	311	4-4-0	3-5-0	5-7-0	3-3-0	Lost 3
Miami Dolphins	6	10	0	.375	260	283	4-4-0	2-6-0	3-9-0	1-5-0	Lost 3

#### NORTH DIVISION

Team	W	L	T	Pct	PF	PA	Home	Away	Conf	Div	Streak
y-Baltimore Ravens	13	3	0	.813	353	201	7-1-0	6-2-0	10-2-0	5-1-0	Won 4
Cincinnati Bengals	8	8	0	.500	373	331	4-4-0	4-4-0	6-6-0	4-2-0	Lost 3
Pittsburgh Steelers	8	8	0	.500	353	315	5-3-0	3-5-0	5-7-0	3-3-0	Won 1
Cleveland Browns	4	12	0	.250	238	356	2-6-0	2-6-0	3-9-0	0-6-0	Lost 4

#### SOUTH DIVISION

Team	W	L	T	Pct	PF	PA	Home	Away	Conf	Div	Streak
y-Indianapolis Colts	12	4	0	.750	427	360	8-0-0	4-4-0	9-3-0	3-3-0	Won 1
Tennessee Titans	8	8	0	.500	324	400	4-4-0	4-4-0	5-7-0	4-2-0	Lost 1
Jacksonville Jaguars	8	8	0	.500	371	274	6-2-0	2-6-0	5-7-0	2-4-0	Lost 3
Houston Texans	6	10	0	.375	267	366	4-4-0	2-6-0	6-6-0	3-3-0	Won 2

#### WEST DIVISION

Team	W	L	T	Pct	PF	PA	Home	Away	Conf	Div	Streak
z-San Diego Chargers	14	2	0	.875	492	303	8-0-0	6-2-0	10-2-0	5-1-0	Won 10
x-Kansas City Chiefs	9	7	0	.563	331	315	6-2-0	3-5-0	5-7-0	4-2-0	Won 2
Denver Broncos	9	7	0	.563	319	305	4-4-0	5-3-0	8-4-0	3-3-0	Lost 1
Oakland Raiders	2	14	0	.125	168	332	2-6-0	0-8-0	1-11-0	0-6-0	Lost 9

### NATIONAL FOOTBALL CONFERENCE

#### EAST DIVISION

Team	W	L	T	Pct	PF	PA	Home	Away	Conf	Div	Streak
y-Philadelphia Eagles	10	6	0	.625	398	328	5-3-0	5-3-0	9-3-0	5-1-0	Won 5
x-Dallas Cowboys	9	7	0	.563	425	350	4-4-0	5-3-0	6-6-0	2-4-0	Lost 2
x-New York Giants	8	8	0	.500	355	362	3-5-0	5-3-0	7-5-0	4-2-0	Won 1
Washington Redskins	5	11	0	.313	307	376	3-5-0	2-6-0	3-9-0	1-5-0	Lost 2

#### NORTH DIVISION

Team	W	L	T	Pct	PF	PA	Home	Away	Conf	Div	Streak
z-Chicago Bears	13	3	0	.813	427	255	6-2-0	7-1-0	11-1-0	5-1-0	Lost 1
Green Bay Packers	8	8	0	.500	301	366	3-5-0	5-3-0	7-5-0	5-1-0	Won 4
Minnesota Vikings	6	10	0	.375	282	327	3-5-0	3-5-0	6-6-0	2-4-0	Lost 3
Detroit Lions	3	13	0	.188	305	398	2-6-0	1-7-0	2-10-0	0-6-0	Won 1

#### SOUTH DIVISION

Team	W	L	T	Pct	PF	PA	Home	Away	Conf	Div	Streak
y-New Orleans Saints	10	6	0	.625	413	322	4-4-0	6-2-0	9-3-0	4-2-0	Lost 1
Carolina Panthers	8	8	0	.500	270	305	4-4-0	4-4-0	6-6-0	5-1-0	Won 2
Atlanta Falcons	7	9	0	.438	292	328	3-5-0	4-4-0	5-7-0	3-3-0	Lost 3
Tampa Bay Buccaneers	4	12	0	.250	211	353	3-5-0	1-7-0	2-10-0	0-6-0	Lost 1

#### WEST DIVISION

Team	W	L	T	Pct	PF	PA	Home	Away	Conf	Div	Streak
y-Seattle Seahawks	9	7	0	.563	335	340	5-3-0	4-4-0	7-5-0	3-3-0	Won 1
St. Louis Rams	8	8	0	.500	367	381	4-4-0	4-4-0	6-6-0	2-4-0	Won 3
San Francisco 49ers	7	9	0	.438	298	412	4-4-0	3-5-0	5-7-0	3-3-0	Won 1
Arizona Cardinals	5	11	0	.313	314	389	3-5-0	2-6-0	5-7-0	4-2-0	Lost 1

x - Clinched Playoff Spot; y - Clinched Division; z - Clinched Home Field

#### WILD-CARD PLAYOFFS

Saturday, Jan. 6  
Indianapolis 23, Kansas City 8  
Seattle 21, Dallas 20

Sunday, Jan. 7  
New England 37, New York Jets 16  
Philadelphia 23, New York Giants 20

#### DIVISIONAL PLAYOFFS

Saturday, Jan. 13  
Indianapolis 15, Baltimore 6  
New Orleans 27, Philadelphia 24

Sunday, Jan. 14  
Chicago 27, Seattle 24, OT  
New England 24, San Diego 21

#### CONFERENCE CHAMPIONSHIPS

Sunday, Jan. 21  
Chicago 39, New Orleans 14  
Indianapolis 38, New England 34



#### SUPER BOWL XLI

Sunday, Feb. 4  
Miami  
Indianapolis 29, Chicago 17



## GAME-BY-GAME STATISTICS

Game	OFFENSE																			T.O.P.
	First Downs				Offense				Net Passing					Net Rushing				Pen	Fumb.	
	T	R	P	PN	AT	Yds	Avg	A	C	I	Yds	TD	SK	AT	Yds	Avg	TD	NO	YD	
at TEN 9/10	24	4	16	4	69	393	5.7	33	24	0	302	2	2	34	91	2.7	1	8	53	2 2 34:02
vs NE 9/17	16	0	13	3	65	338	5.2	37	22	1	286	2	4	24	52	2.2	0	4	48	0 0 29:44
at BUF 9/24	15	6	8	1	54	256	4.7	29	19	0	182	1	1	24	74	3.1	2	8	52	0 0 26:47
vs IND 10/1	23	9	10	4	63	321	5.1	23	17	1	186	1	3	37	135	3.6	2	5	47	4 2 31:57
at JAX 10/8	11	6	3	2	58	177	3.1	18	10	3	45	0	6	34	132	3.9	0	6	59	1 1 27:58
vs MIA 10/15	15	6	6	3	58	272	4.7	29	17	0	169	2	2	27	103	3.8	0	8	70	3 0 28:16
vs DET 10/22	27	16	8	3	66	398	6.0	22	16	1	177	1	2	42	221	5.3	3	2	20	1 0 34:14
at CLE 10/29	12	4	7	1	56	193	3.4	28	11	2	105	0	1	27	88	3.3	0	1	5	1 1 24:29
at NE 11/12	19	8	11	0	63	278	4.4	33	22	1	161	1	1	29	117	4.0	1	4	28	0 0 30:34
vs CHI 11/19	15	5	10	0	67	264	3.9	35	19	2	156	0	2	30	108	3.6	0	6	40	0 0 31:54
vs HOU 11/26	17	5	11	1	59	304	5.2	32	24	0	277	1	1	26	27	1.0	1	1	5	1 0 29:09
at GB 12/3	27	9	16	2	66	441	6.7	35	25	2	263	2	0	31	178	5.7	3	3	20	1 0 31:27
vs BUF 12/10	16	7	9	0	70	275	3.9	35	22	2	143	1	5	30	132	4.4	0	3	15	2 1 32:08
at MIN 12/17	21	2	17	2	71	391	5.5	40	29	1	323	1	2	29	68	2.3	1	7	55	1 1 36:26
at MIA 12/25	12	3	8	1	60	324	5.4	29	14	0	229	1	1	30	95	3.2	0	1	12	4 1 30:32
vs OAK 12/31	19	9	8	2	68	266	3.9	30	22	0	149	1	1	37	117	3.2	1	3	31	0 0 36:49
<b>Totals</b>	<b>289</b>	<b>99</b>	<b>161</b>	<b>29</b>	<b>1,013</b>	<b>4,891</b>	<b>4.8</b>	<b>488</b>	<b>313</b>	<b>16</b>	<b>3,153</b>	<b>17</b>	<b>34</b>	<b>491</b>	<b>1,738</b>	<b>3.5</b>	<b>15</b>	<b>70</b>	<b>560</b>	<b>21 9 31:03</b>

Game	OPPONENTS																			T.O.P.
	First Downs				Offense				Net Passing					Net Rushing				Pen	Fumb.	
	T	R	P	PN	AT	Yds	Avg	A	C	I	Yds	TD	SK	AT	Yds	Avg	TD	NO	YD	
at TEN 9/10	22	7	14	1	69	328	4.8	42	20	3	242	0	2	25	86	3.4	2	8	70	2 0 25:58
vs NE 9/17	24	8	14	2	69	358	5.2	29	15	1	211	1	1	39	147	3.8	2	6	64	1 1 30:16
at BUF 9/24	26	8	14	4	73	475	6.5	39	22	1	306	1	3	31	169	5.5	1	6	43	2 2 33:13
vs IND 10/1	26	11	14	1	68	352	5.2	30	21	0	192	1	2	36	160	4.4	3	10	64	0 0 28:03
at JAX 10/8	19	8	9	2	60	312	5.2	20	9	0	131	2	1	39	181	4.6	3	9	62	0 0 32:02
vs MIA 10/15	24	7	14	3	72	395	5.5	43	27	2	266	1	0	29	129	4.4	1	6	61	2 1 31:44
vs DET 10/22	26	6	16	0	59	386	6.5	36	22	2	261	3	1	22	125	5.7	0	9	60	1 0 25:46
at CLE 10/29	16	7	8	1	64	267	4.2	22	15	1	120	1	3	39	147	3.8	1	3	42	0 0 35:11
at NE 11/12	22	9	12	1	66	377	5.7	36	24	1	232	1	4	26	145	5.6	0	4	30	2 1 29:26
vs CHI 11/19	12	7	4	1	58	284	4.9	22	11	0	111	1	1	35	173	4.9	0	10	65	0 0 28:06
vs HOU 11/26	21	2	18	1	72	334	4.6	54	39	1	309	1	4	14	25	1.8	0	7	77	1 0 30:51
at GB 12/3	23	11	12	0	72	351	4.9	47	24	2	202	1	2	23	149	6.5	0	4	29	1 1 28:33
vs BUF 12/10	14	7	7	0	52	318	6.1	15	10	0	144	2	3	34	174	5.1	1	2	10	1 1 27:52
at MIN 12/17	15	3	11	1	58	307	5.3	40	24	1	245	2	3	15	62	4.1	0	8	56	1 0 23:34
at MIA 12/25	14	6	8	0	58	253	4.4	31	18	0	129	1	3	24	124	5.2	0	7	78	0 0 29:28
vs OAK 12/31	12	4	6	2	50	209	4.2	26	15	1	121	0	2	22	88	4.0	0	6	32	2 2 23:11
<b>Totals</b>	<b>312</b>	<b>111</b>	<b>181</b>	<b>20</b>	<b>1,020</b>	<b>5,306</b>	<b>5.2</b>	<b>532</b>	<b>316</b>	<b>16</b>	<b>3,222</b>	<b>19</b>	<b>35</b>	<b>453</b>	<b>2,084</b>	<b>4.6</b>	<b>14</b>	<b>105</b>	<b>843</b>	<b>16 9 28:57</b>

## 2006 QUARTER-BY-QUARTER SCORING

Date	Opponent	W-L	JETS					OPPONENTS					Total
			1st	2nd	3rd	4th	Total	1st	2nd	3rd	4th	Total	
9/10	at TEN	1-0	0	13	3	7	23	0	0	0	16	16	
9/17	vs NE	1-1	0	0	14	3	17	7	10	7	0	24	
9/24	at BUF	2-1	0	14	7	7	28	7	3	0	10	20	
10/1	vs IND	2-2	0	14	0	14	28	7	7	0	17	31	
10/8	at JAX	2-3	0	0	0	0	0	14	14	10	3	41	
10/15	vs MIA	3-3	3	0	10	7	20	0	0	3	14	17	
10/22	vs DET	4-3	14	7	0	10	31	0	7	3	14	24	
10/29	at CLE	4-4	3	0	7	3	13	3	7	10	0	20	
11/12	at NE	5-4	0	7	3	7	17	0	6	0	8	14	
11/19	vs CHI	5-5	0	0	0	0	0	0	0	3	7	10	
11/26	vs HOU	6-5	3	6	14	3	26	0	3	0	8	11	
12/3	at GB	7-5	10	21	0	7	38	0	0	10	0	10	
12/10	vs BUF	7-6	7	6	0	0	13	7	14	7	3	31	
12/17	at MIN	8-6	7	16	3	0	26	7	0	0	6	13	
12/25	at MIA	9-6	0	0	3	10	13	0	0	0	10	10	
12/31	vs OAK	10-6	7	3	3	10	23	0	3	0	0	3	
<b>TOTAL</b>		<b>10-6</b>	<b>54</b>	<b>107</b>	<b>67</b>	<b>88</b>	<b>316</b>	<b>52</b>	<b>74</b>	<b>53</b>	<b>116</b>	<b>295</b>	



Jerricho Colchery

## SUPERLATIVES

### 2006 JETS' SINGLE GAME HIGHS & LOWS

	High	Low
Total Net Yards	441 at GB 12/3	177 at JAX 10/8
Total Plays	71 at MIN 12/17	54 at BUF 9/24
First Downs	27 two times, last at GB 12/3	11 at JAX 10/8
Net Rushing Yards	221 vs DET 10/22	27 vs HOU 11/26
Rushing Attempts	42 vs DET 10/22	24 two times, last at BUF 9/24
Average Gain/Rush	5.7 at GB 12/3	2.1 vs NE 9/17
Net Passing Yards	323 at MIN 12/17	45 at JAX 10/8
Pass Attempts	40 at MIN 12/17	18 at JAX 10/8
Pass Completions	29 at MIN 12/17	10 at JAX 10/8
Average Gain/Pass	8.6 at TEN 9/10	1.9 at JAX 10/8
Passes Intercepted	3 at JAX 10/8	0 six times, last vs OAK 12/31
Sacks Allowed	6 at JAX 10/8	0 at GB 12/3
Fumbles-Lost	4-2 at JAX 10/8	0-0 at JAX 10/8
Penalties	8 three times, last vs MIA 10/15	1 three times, last at MIA 12/25
Yards Penalized	70 vs MIA 10/15	5 two times, last vs HOU 11/26
Points	38 at GB 12/3	0 two times, last vs CHI 11/19
Touchdowns	5 at GB 12/3	0 two times, last vs CHI 11/19
Time of Possession	36:49 vs OAK 12/31	24:49 at CLE 10/30



Bryan Thomas

### 2006 OPPONENTS' SINGLE GAME HIGHS & LOWS

	High	Low
Total Net Yards	475 at BUF 9/24	209 vs OAK 12/31
Total Plays	73 at BUF 9/24	50 vs OAK 12/31
First Downs	26 two times, last vs IND 10/1	12 two times, last time vs OAK 12/31
Net Rushing Yards	181 at JAX 10/8	25 vs HOU 11/26
Rushing Attempts	39 three times, last at CLV 10/30	14 vs HOU 11/26
Average Gain/Rush	6.5 at GB 12/3	1.8 vs HOU 11/26
Net Passing Yards	309 vs HOU 11/26	111 vs CHI 11/9
Pass Attempts	54 vs HOU 11/26	15 vs BUF 12/10
Pass Completions	39* vs HOU 11/26	9 at JAX 10/8
Average Gain/Pass	8.0 vs BUF 12/10	3.8 at MIA 12/25
Passes Intercepted	3 at TEN 10/10	0 at JAX 10/8
Sacks Allowed	4 two times, last vs HOU 11/26	0 MIA 10/15
Fumbles-Lost	2-2 vs OAK 12/31	0-0 five times, last at MIA 12/25
Penalties	10 vs IND 10/1	2 vs BUF 12/10
Yards Penalized	78 at MIA 12/25	29 at GB 12/3
Points	41 at JAX 10/8	3 vs OAK 12/31
Touchdowns	5 at JAX 10/8	0 vs OAK 12/31
Time of Possession	35:11 at CLE 10/30	23:11 vs OAK 12/31

\* = New York Jets franchise record

### JETS' INDIVIDUAL BEST

Yards Rushing	129	L. Washington vs DET 10/22
Rushing Attempts	23	L. Washington at JAX 10/8
Longest Run	32	B. Smith at GB 12/3
Longest run for a TD	20	L. Washington at GB 12/3
Yards Passing (gross)	339	C. Pennington at MIN 12/17
Passes Attempted	39	C. Pennington at MIN 12/17
Passes Completed	29	C. Pennington at MIN 12/17
TD Passes	2	C. Pennington, four times, last at GB 12/3
Yards Receiving	153	L. Coles at TEN 9/10
Receptions	12	L. Coles at MIN 12/17
Longest Pass Completion	71	C. Pennington to J. Cotchery vs NE 9/17
Longest Pass for a TD	71	C. Pennington to J. Cotchery vs NE 9/17
Longest Punt	69	B. Graham at CLE 10/30
Longest Punt Return	38	L. Washington at MIN 12/17
Longest Field Goal Made	54	M. Nugent vs HOU 11/26
Longest Field Goal Attempted	54	M. Nugent vs HOU 11/26
Most Tackles	13	V. Hobson at GB 12/3
QB Sacks	2	K. Rhodes at BUF 9/24
		S. Ellis vs IND 10/1
		B. Thomas vs HOU 11/26
		V. Hobson vs BUF 12/10
Interceptions	2	A. Dyson at TEN 9/19
Longest Interception Return	25	K. Rhodes at TEN 9/10
Longest Interception Return for TD	0	



Leon Washington

### OPPONENTS' INDIVIDUAL BEST

Yards Rushing	150	W. McGahee at BUF 9/24
Rushing Attempts	33	R. Droughns at CLE 10/30
Longest Run	57	W. McGahee vs BUF 12/10
Longest run for a TD	57	W. McGahee vs BUF 12/10
Yards Passing (gross)	328	J. Losman at BUF 9/24
Passes Attempted	54	D. Carr vs HOU 11/26
Passes Completed	39	D. Carr vs HOU 11/26
TD Passes	3	J. Kitna vs DET 10/22
Yards Receiving	109	M. Furrey vs DET 10/22
Receptions	10	E. Moulds and A. Johnson vs HOU 11/26
Longest Pass Completion	77	J. Losman to L. Evans vs BUF 12/10
Longest Pass for a TD	77	J. Losman to L. Evans vs BUF 12/10
Longest Punt	68	C. Kluge at MIN 12/17
Longest Punt Return	18	C. Carr vs OAK 12/31
Longest Field Goal	47	two times, last K. Brown vs HOU 11/26
Longest Field Goal Attempted	59	K. Brown vs HOU 11/26
Most Tackles	16	T. Bruschi at NE 11/12
QB Sacks	3	A. Schobel vs BUF 12/10
Interceptions	2	S. Jones at CLE 10/30
Longest Interception Return	58	N. Clement vs BUF 12/10
Longest Interception Return for TD	58	N. Clement vs BUF 12/10

# GAME 1: JETS 23, TITANS 16 SEPTEMBER 9, 2006

New York Jets (1-0)	0	13	3	7	-	23
Tennessee Titans (0-1)	0	0	0	16	-	16



at



Nashville, TN – The Jets outbattled the Titans for a 23-16 victory at LP Field, their first opening day road victory since 2002, and the first career win for rookie head coach Eric Mangini. Chad Pennington would begin his Comeback Player of the Year campaign with a season high 123.2 passer rating, throwing for 319 yards and two TD.

The Jets opened the scoring with a nine-play, 76-yard drive, culminating in a one-yard run by Kevan Barlow. After the second of two Andre Dyson interceptions, Pennington hit Cotchery on an eight-yard scoring strike. The extra point was missed but the Jets led at halftime, 13-0.

On the first play from scrimmage of the second half, safety Kerry Rhodes intercepted Kerry Collins and the ensuing drive led to a Mike Nugent field goal and a 16-0 advantage. The Titans staged a furious comeback in the fourth quarter with two touchdowns and two two-point conversions to tie the game before Pennington led the Jets on a seven-play, 57-yard drive capped by a 12-yard touchdown to Chris Baker.



Andre Dyson

## STARTING LINEUPS

### Jets Offense

WR	87	L. Coles
LT	60	D. Ferguson
LG	66	P. Kendall
C	74	N. Mangold
RG	65	B. Moore
RT	68	A. Clement
TE	86	C. Baker
WR	89	J. Cotchery
QB	10	C. Pennington
RB	32	K. Barlow
FB	35	B. Askew

### Jets Defense

LE	92	S. Ellis
DT	63	D. Robertson
DT	67	K. von Oelhoffen
RE	99	B. Thomas
OLB	50	E. Barton
MLB	51	J. Vilma
OLB	54	V. Hobson
LCB	21	A. Dyson
RCB	22	J. Miller
S	26	E. Coleman
S	25	K. Rhodes

### Titans Defense

LE	93	K. Vanden Bosch
LDT	96	R. Smith
RDT	92	A. Haynesworth
RDE	91	T. LaBoy
LLB	50	D. Thornton
MLB	59	P. Sirmion
RLB	53	K. Bulluck
LCB	21	R. Hill
RCB	32	A. Jones
SS	24	C. Hope
FS	28	L. Thompson

### Titans Offense

WR	87	D. Givens
LT	71	M. Roos
LG	69	Z. Piller
C	68	K. Mawae
RG	75	B. Olson
RT	60	J. Bell
TE	84	B. Troupe
WR	83	D. Bennett
QB	5	K. Collins
TE	80	B. Scaife
RB	29	C. Brown

## TEAM STATISTICS

	Jets	Titans
First Downs	24	22
Third Downs	4-13	5-13
Total Net Yards	393	328
Net Yards Rushing	91	86
Net Yards Passing	302	242
Pass attempts-comp-int	33-24-0	42-20-3
Times sacked-yards lost	2-17	2-8
Punts-average	4-49.8	6-39.8
Punt returns-yards	2-11	3-23
Kickoff returns-yards	3-89	5-118
Penalties-yards	8-53	8-70
Fumbles-lost	2-2	2-0
Time of possession	34:02	25:58

## SCORING

Team	Play	Score
Jets	K. Barlow 1 yd run (M. Nugent kick)	7-0
Jets	J. Cotchery 8 yd pass from C. Pennington (kick failed)	13-0
Jets	M. Nugent 18 yd field goal	16-0
Titans	T. Henry 3 yd run (T. Henry run)	16-8
Titans	T. Henry 1 yd run (K. Collins-D. Bennett pass)	16-16
Jets	C. Baker 12 yd pass from C. Pennington (M. Nugent kick)	23-16

## PASSING

Jets	Att	Cmp	Yds	TD-1	Titans	Att	Cmp	Yds	TD-1
C. Pennington	33	24	319	2-0	K. Collins	38	17	223	0-2
					V. Young	4	3	27	0-1
Totals	33	24	319	2-0	Totals	42	20	250	0-3

## RUSHING

Jets	Att	Yds	Lg	TD	Titans	Att	Yds	Lg	TD
D. Blaylock	19	36	6	0	C. Brown	16	64	9	0
K. Barlow	11	35	11	1	T. Henry	9	22	5	2
B. Smith	2	13	12	0					
C. Pennington	2	7	8	0					
Totals	34	91	12	1	Totals	25	86	9	2

## RECEIVING

Jets	Rec	Yds	Lg	TD	Titans	Rec	Yds	Lg	TD
L. Coles	8	153	41	0	D. Bennett	8	106	24	0
J. Cotchery	6	65	19	1	B. Wade	5	76	25	0
C. Baker	4	34	12t	1	D. Givens	3	27	14	0
J. McCareins	2	34	27	0	B. Troupe	1	23	23	0
D. Blaylock	2	10	6	0	B. Scaife	1	12	12	0
B. Smith	1	13	13	0	C. Brown	1	4	4	0
S. Ryan	1	10	10	0	T. Henry	1	2	2	0
Totals	24	319	41	2	Totals	20	250	25	0

## INDIVIDUAL DEFENSE

**Jets:** INT: A. Dyson 2-0, K. Rhodes 1-25. **Sacks:** V. Hobson 1.0, B. Thomas 1.0. **Leading Tacklers:** J. Vilma 12, E. Barton 9.  
**Titans:** INT: None. **Sacks:** C. Finnegan 1.0, K. Vanden Bosch 1.0.  
**Leading Tacklers:** K. Bulluck 14, C. Hope 9.

LP Field - Att. - 69,143

# **GAME 2: PATRIOTS 24, JETS 17** SEPTEMBER 17, 2006

New York Jets (1-1) 0 0 14 3 - 17  
 New England Patriots (2-0) 7 10 7 0 - 24



at



East Rutherford, NJ – The Patriots held off a late Jets surge to hand Eric Mangini the first loss of his head coaching career, 24-17 at the Meadowlands.

New England jumped out to a 24-0 lead in the third quarter thanks to touchdown runs by Corey Dillon and Laurence Maroney, and a TD reception by rookie Chad Jackson. The Jets began to scratch their way back on brilliant touchdown catches by Jericho Cotchery and Laveranues Coles, who each went for at least 100 receiving yards in the contest. Cotchery's 71 yard catch-and-run was the longest play of the Jets season, as he broke tackles by Chad Scott and Eugene Wilson, stayed on his feet and took off down the right sideline.



Jericho Cotchery

After Mike Nugent kicked a 42-yard field goal to make the score 24-17, Bryan Thomas blocked a Pats field goal attempt to give the Jets one last chance from their own nine with 1:05 left. An interception by Tedy Bruschi ended the last-minute comeback attempt.

## **STARTING LINEUPS**

### **Jets Offense**

WR 87 L. Coles  
 LT 60 D. Ferguson  
 LG 64 N. Katnik  
 C 74 N. Mangold  
 RG 65 B. Moore  
 TE 68 A. Clement  
 RT 86 C. Baker  
 WR 89 J. Cotchery  
 TE 88 S. Ryan  
 QB 10 C. Pennington  
 RB 23 D. Blaylock

### **Jets Defense**

LE 92 S. Ellis  
 DT 63 D. Robertson  
 DT 67 K. von Oelhoffen  
 RE 99 B. Thomas  
 OLB 50 E. Barton  
 MLB 51 J. Vilma  
 OLB 54 V. Hobson  
 LCB 21 A. Dyson  
 RCB 22 J. Miller  
 S 26 E. Coleman  
 S 25 K. Rhodes

### **Patriots Defense**

LE 94 T. Warren  
 LT 75 V. Wilfork  
 RT 99 M. Wright  
 RE 93 R. Seymour  
 OLB 59 R. Colvin  
 MLB 55 J. Seau  
 OLB 50 M. Vrabel  
 LCB 22 A. Samuel  
 RCB 27 E. Hobbs  
 SS 37 R. Harrison  
 FS 26 E. Wilson

### **Patriots Offense**

WR 87 R. Caldwell  
 LT 72 M. Light  
 LG 70 L. Mankins  
 C 67 D. Koppen  
 RG 61 S. Neal  
 RT 68 R. O'Callaghan  
 TE 84 B. Watson  
 TE 82 D. Graham  
 WR 80 T. Brown  
 QB 12 T. Brady  
 RB 28 C. Dillon

## **TEAM STATISTICS**

	Jets	Patriots
First Downs	16	24
Third Downs	11-18	8-14
Total Net Yards	338	358
Net Yards Rushing	52	147
Net Yards Passing	286	211
Pass attempts-comp-int	37-22-1	29-15-1
Times sacked-yards lost	1-9	4-20
Punts-average	5-31.8	3-52.7
Punt returns-yards	1-6	1-6
Kickoff returns-yards	4-89	3-91
Penalties-yards	4-48	6-64
Fumbles-lost	0-0	1-1
Time of possession	29:44	30:16

## **SCORING**

Team	Play	Score
Patriots	C. Dillon 1 yd run (S. Gostkowski kick)	7-0
Patriots	S. Gostkowski 20 yd. field goal	10-0
Patriots	C. Jackson 13 yd pass from T. Brady (S. Gostkowski kick)	17-0
Patriots	L. Maroney 1 yd run (S. Gostkowski kick)	24-0
Jets	J. Cotchery 71 yd pass from C. Pennington (M. Nugent kick)	24-7
Jets	L. Coles 46 yd pass from C. Pennington (M. Nugent kick)	24-14
Jets	M. Nugent 42 yd field goal	24-17

## **PASSING**

Jets	Att	Cmp	Yds	TD	Patriots	Att	Cmp	Yds	TD
C. Pennington	37	22	306	2-1	T. Brady	29	15	220	1-1
Totals	37	22	306	2-1	Totals	29	15	220	1-1

## **RUSHING**

Jets	Att	Yds	Lg	TD	Patriots	Att	Yds	Lg	TD
K. Barlow	14	42	8	0	C. Dillon	20	80	14	1
D. Blaylock	6	8	4	0	L. Maroney	16	65	14	1
C. Pennington	2	2	3	0	K. Faulk	1	3	3	0
B. Askew	1	0	0	0	H. Evans	1	0	0	0
L. Washington	1	0	0	0	T. Brady	1	-1	-1	0
Totals	24	52	8	0	Totals	39	147	14	2

## **RECEIVING**

Jets	Rec	Yds	Lg	TD	Patriots	Rec	Yds	Lg	TD
J. Cotchery	6	121	71	1	T. Brown	4	51	15	0
L. Coles	6	100	46	1	B. Watson	3	39	23	0
J. McCareins	4	51	23	0	C. Jackson	2	42	29	1
D. Blaylock	3	19	9	0	K. Faulk	2	16	10	0
S. Ryan	1	6	6	0	R. Caldwell	2	14	8	0
C. Baker	1	5	5	0	D. Thomas	1	29	29	0
K. Barlow	1	4	4	0	D. Graham	1	29	29	0
Totals	22	306	71	2	Totals	15	220	29	1

## **INDIVIDUAL DEFENSE**

**Jets:** INT: D. Barrett 1-0. **Sacks:** K. Rhodes 1.0.

**Leading Tacklers:** K. Rhodes 11, E. Barton 9.

**Patriots:** INT: T. Bruschi 1-8. **Sacks:** R. Seymour 1.5, V. Wilfork 1.0, T. Banta-Cain 0.5, J. Green 0.5, M. Vrabel 0.5.

**Leading Tacklers:** T. Warren 11, J. Green 7, E. Wilson 7.

The Meadowlands - Att. - 77,595



# GAME 3: JETS 28, BILLS 20 SEPTEMBER 24, 2006

New York Jets (2-1) 0 14 7 7 - 28  
Buffalo Bills (1-2) 7 3 0 10 - 20



at



Orchard Park, NY – The Jets defense forced three turnovers and sacked J.P. Losman three times en route to a 28-20 road victory over the Buffalo Bills. Kerry Rhodes led the way with two sacks and two forced fumbles – both were recovered by the Jets.

The Bills opened up the scoring on a 51-yard touchdown pass from Losman to Roscoe Parrish on the second play from scrimmage. A Kevan Barlow three-yard TD scamper tied the game early in the second quarter before a Ryan Lindell 36-yard field goal gave the Bills a 10-7 lead. It was the Jets, though, who led at the half, after Chad Pennington found Chris Baker from 1 yard out for a TD.



Laveranues Coles

The Jets jumped out to a 21-10 lead in the third quarter when Victor Hobson picked up a Kerry Rhodes-induced fumble and took it 32 yards for the score. Lindell tacked on his second FG to make it a one-possession game, but the Jets immediately answered with a 5-yard touchdown run by Cedric Houston. On their next possession, the Bills scored on a 77-yard, 10-play drive led by Losman, who ran the ball in from 12 yards out to cut the Jets lead to eight with under 1:30 to play. The Bills recovered an onside kick, but the Jets defense made one last stand to secure the victory.

## STARTING LINEUPS

### Jets Offense

WR 87 L. Coles  
LT 60 D. Ferguson  
LG 64 N. Katnik  
C 74 N. Mangold  
RG 65 B. Moore  
TE 68 A. Clement  
RT 86 C. Baker  
WR 89 J. Cotchery  
QB 10 C. Pennington  
RB 32 K. Barlow  
FB 35 B. Askwew

### Jets Defense

LE 92 S. Ellis  
DT 63 D. Robertson  
DT 67 K. von Oelhoffen  
RE 99 B. Thomas  
OLB 50 E. Barton  
MLB 51 J. Vilma  
OLB 54 V. Hobson  
LCB 21 A. Dyson  
RCB 36 D. Barrett  
S 20 D. Strait  
S 25 K. Rhodes

### Bills Defense

LE 90 C. Kelsay  
LT 98 L. Triplett  
RT 77 T. Anderson  
RE 94 A. Schobel  
WLB 56 K. Ellison  
MLB 59 L. Fletcher-Baker  
SLB 55 A. Crowell  
LCB 24 T. McGee  
RCB 22 N. Clements  
SS 20 D. Whitner  
FS 30 K. Simpson

### Bills Offense

WR 83 L. Evans  
LT 69 M. Gandy  
LG 76 T. Reyes  
C 67 M. Fowler  
RG 58 C. Villarrial  
RT 71 J. Peters  
TE 84 R. Royal  
WR 81 P. Price  
QB 7 J. Losman  
RB 21 W. McGahee  
FB 31 D. Shelton

## TEAM STATISTICS

	Jets	Bills
First Downs	15	26
Third Downs	4-12	3-12
Total Net Yards	256	475
Net Yards Rushing	74	169
Net Yards Passing	182	306
Pass attempts-comp-int	29-19-0	39-22-1
Times sacked-yards lost	1-1	3-22
Punts-average	7-48.3	2-49.5
Punt returns-yards	2-19	2-8
Kickoff returns-yards	3-54	5-111
Penalties-yards	8-52	6-43
Fumbles-lost	0-0	2-2
Time of possession	26:47	33:13

## SCORING

Team	Play	Score
Bills	R. Parrish 51 yd pass from J. Losman (R. Lindell kick)	0-7
Jets	K. Barlow 3 yd run (M. Nugent kick)	7-7
Bills	R. Lindell 36 yd field goal	7-10
Jets	C. Baker 1 yd pass from C. Pennington (M. Nugent kick)	14-10
Jets	V. Hobson 32 yd fumble return (M. Nugent kick)	21-10
Bills	R. Lindell 28 yd field goal	21-13
Jets	C. Houston 5 yd run (M. Nugent kick)	28-13
Bills	J. Losman 12 yd run (R. Lindell kick)	28-20

## PASSING

Jets	Att	Cmp	Yds	TD-1	Bills	Att	Cmp	Yds	TD-1
C. Pennington	29	19	183	1-0	J. Losman	38	22	328	1-1
					B. Moorman	1	0	0	0-0
Totals	29	19	183	1-0	Totals	39	22	328	1-1

## RUSHING

Jets	Att	Yds	Lg	TD	Bills	Att	Yds	Lg	TD
K. Barlow	12	31	8	1	W. McGahee	26	150	32	0
L. Washington	7	25	7	0	J. Losman	3	14	12t	1
C. Houston	2	10	5t	1	P. Price	1	4	4	0
C. Pennington	3	8	5	0	A. Thomas	1	1	1	0
Totals	24	74	8	2	Totals	31	169	32	1

## RECEIVING

Jets	Rec	Yds	Lg	TD	Bills	Rec	Yds	Lg	TD
L. Coles	10	78	16	0	L. Evans	8	107	27	0
J. Cotchery	3	33	18	0	R. Parrish	4	104	51t	1
C. Baker	3	15	7	1	J. Reed	4	45	31	0
L. Washington	2	52	47	0	P. Price	3	49	20	0
T. Dwight	1	5	5	0	W. McGahee	2	3	6	0
					R. Royal	1	20	20	0
Totals	19	183	47	1	Totals	22	328	51t	1

## INDIVIDUAL DEFENSE

**Jets:** INT: D. Barrett 1-0. **Sacks:** K. Rhodes 2.0, V. Hobson 1.0.

**Leading Tacklers:** K. Rhodes 10, J. Vilma 10.

**Bills:** INT: None. **Sacks:** C. Kelsay 1.0.

**Leading Tacklers:** A. Crowell 10, K. Ellison 8.

Ralph Wilson Stadium - Att. - 72,067

# GAME 4: COLTS 31, JETS 28 OCTOBER 1, 2006

New York Jets (2-2) 0 14 0 14 - 28  
 Indianapolis Colts (4-0) 7 7 0 17 - 31



at



East Rutherford, NJ – The New York Jets dipped into their bag of tricks against the Indianapolis Colts, with a successful onside kick, a Justin Miller club-record 103-yd kickoff return and a five-lateral play that fell 27 yards short of the end zone on the game's last play, but it wasn't enough as they lost to the eventual Super Bowl champs, 31-28.

The Colts started the scoring on a Dominic Rhodes touchdown run early in the first quarter, which was set up by a Chad Pennington fumble. In the second quarter, Pennington led the Jets on a game-tying touchdown drive, which culminated in by a 33-yard hookup with Jericho Cotchery. Following the score, the Jets executed the successful onside kick, which was recovered by Kerry Rhodes. The Jets then proceeded to burn 10:16 off the clock and take their first lead of the game on a one-yard TD run by Kevan Barlow. The Colts immediately answered with a Joseph Addai two-yard TD run that tied the game at 14 with 16 seconds remaining in the half.

After a scoreless third quarter, 31 points were put up on the board in the fourth. The Colts struck first, regaining a 17-14 lead on a Martin Gramatica FG before Barlow scored his second TD of the game on a five yard run to put the Jets up 21-17. The Colts scored again on their next possession, with a 12-play, 68-yard TD drive, that was capped off by a 2-yard TD pass from Peyton Manning to Bryan Fletcher. Following the score, Justin Miller's TD return - his first of two on the season - made the score 28-24 Jets. The Colts immediately answered with a nine-play drive that was capped by a Manning sneak for a TD.

The Jets would march 30 yards after taking over at their own two-yard line with 47 seconds remaining, but they were forced to attempt five laterals before Jason David ended the game with a fumble recovery on the Colts 34.

## STARTING LINEUPS

### Jets Offense

WR 87 L. Coles  
 LT 60 D. Ferguson  
 LG 66 P. Kendall  
 C 74 N. Mangold  
 RG 65 B. Moore  
 TE 68 A. Clement  
 RT 86 C. Baker  
 WR 89 J. Cotchery  
 QB 10 C. Pennington  
 RB 32 K. Barlow  
 FB 35 B. Askew

### Jets Defense

LE 92 S. Ellis  
 DT 63 D. Robertson  
 DT 67 K. von Oelhoffen  
 RE 99 B. Thomas  
 OLB 50 E. Barton  
 MLB 51 J. Vilma  
 OLB 54 V. Hobson  
 CLB 21 A. Dyson  
 RCB 22 J. Miller  
 S 20 D. Strait  
 S 25 K. Rhodes

### Colts Defense

LE 98 R. Mathis  
 LT 79 R. Brock  
 RT 90 M. Reagor  
 RE 93 D. Freeneey  
 SLB 51 G. Gardner  
 MLB 58 G. Brackett  
 WLB 59 C. June  
 LCB 26 K. Hayden  
 RCB 42 J. David  
 SS 20 M. Doss  
 FS 41 A. Bethae

### Colts Offense

WR 87 R. Wayne  
 LT 78 T. Glenn  
 LG 57 D. Gandy  
 C 63 J. Saturday  
 RG 73 J. Scott  
 RT 71 R. Diem  
 TE 44 D. Clark  
 WR 88 M. Harrison  
 QB 18 P. Manning  
 RB 33 D. Rhodes  
 H-B 86 B. Utecht

## TEAM STATISTICS

	Jets	Colts
First Downs	23	26
Third Downs	7-13	7-12
Total Net Yards	321	352
Net Yards Rushing	135	160
Net Yards Passing	186	192
Pass attempts-comp-int	23-17-1	30-21-0
Times sacked-yards lost	3-21	2-25
Punts-average	3-49.0	4-46.5
Punt returns-yards	1-12	3-25
Kickoff returns-yards	6-204	4-84
Penalties-yards	5-47	10-64
Fumbles-lost	4-2	0-0
Time of possession	31:57	28:03

## SCORING

Team	Play	Score
Colts	D. Rhodes 6 yd run (M. Gramatica kick)	7-0
Jets	J. Cotchery 33 yd pass from C. Pennington (M. Nugent kick)	7-7
Jets	K. Barlow 1 yd run (M. Nugent kick)	7-14
Colts	J. Addai 2 yd run (M. Gramatica kick)	14-14
Colts	M. Gramatica 20 yd field goal	17-14
Jets	K. Barlow 5 yd run (M. Nugent kick)	17-21
Colts	B. Fletcher 2 yd pass from P. Manning (M. Gramatica kick)	24-21
Jets	J. Miller 103 yd kickoff return (M. Nugent kick)	24-28
Colts	P. Manning 1 yd run (M. Gramatica kick)	31-28

## PASSING

Jets	Att	Cmp	Yds	TD-1	Colts	Att	Cmp	Yds	TD-1
C. Pennington	23	17	207	1-1	P. Manning	30	21	217	1-0
Totals	23	17	207	1-1	Totals	30	21	217	1-0

## RUSHING

Jets	Att	Yds	Lg	TD	Colts	Att	Yds	Lg	TD
C. Houston	12	49	13	0	J. Addai	20	84	10	1
K. Barlow	13	35	8	2	D. Rhodes	15	75	16	1
L. Washington	9	33	7	0	P. Manning	1	1	1	1
B. Smith	1	8	8	0					
C. Pennington	1	5	5	0					
B. Askew	1	5	5	0					
Totals	37	135	13	2	Totals	36	160	16	3

## RECEIVING

Jets	Rec	Yds	Lg	TD	Colts	Rec	Yds	Lg	TD
L. Coles	6	81	19	0	M. Harrison	7	79	19	0
J. Cotchery	3	65	33	1	R. Wayne	4	74	41	0
T. Dwight	3	31	15	0	B. Fletcher	3	19	11	1
L. Washington	1	8	8	0	J. Addai	3	15	6	0
C. Baker	1	6	6	0	B. Utecht	2	16	9	0
S. Ryan	1	6	6	0	D. Clark	2	14	10	0
C. Houston	1	5	5	0					
B. Smith	1	-4	-1	0					
C. Pennington	0	7	7	0					
J. McCareins	0	2	2	0					
Totals	17	207	33	1	Totals	21	217	41	1

## INDIVIDUAL DEFENSE

Jets: INT: None. Sacks: S. Ellis 2-25.

Leading Tacklers: E. Barton 11, J. Vilma 11.

Colts: INT: R. Boiman 1. Sacks: R. Mathis 2-16, M. Reagor 1-5.

Leading Tacklers: C. June 13, G. Brackett 13.

The Meadowlands - Att. - 77,190

# GAME 5: JAGUARS 41, JETS 0 OCTOBER 8, 2006

New York Jets (2-3) 0 0 0 0 - 0  
Jacksonville Jaguars (3-2) 14 14 10 3 - 41



at



Jacksonville, FL – The Jets suffered their worst loss in three decades in a 41-0 road loss to the Jaguars.

Maurice Jones-Drew started the scoring off with a six-yard TD run in the first quarter, capitalizing on a Chad Pennington interception. Shortly after, the Jaguars scored their second TD, as Fred Taylor carried the ball for a 13-yard score. Early in the second quarter, Jacksonville's Gerald Sensabaugh blocked a Ben Graham punt to put the Jags on the New York eight-yard line. On third-and-four, Jones-Drew pushed his way through several defenders for his second TD. The Jags would tack on seven more points before the half, as Byron Leftwich hooked up with George Wrihtster on a one-yard score, to capitalize on Pennington's second INT.



Leon Washington

The Jaguars then picked off Pennington for a third time. The turnover paved the way for another Jaguar TD, as Leftwich found Reggie Williams for a 16-yard score.

Leon Washington became the first Jets rookie since Blair Thomas (1990) to rush for 100 yards in a game.

## STARTING LINEUPS

### Jets Offense

WR 87 L. Coles  
LT 60 D. Ferguson  
LG 66 P. Kendall  
C 74 N. Mangold  
RG 65 B. Moore  
TE 68 A. Clement  
RT 86 C. Baker  
WR 89 J. Cotchery  
QB 10 C. Pennington  
RB 16 B. Smith  
WR 81 J. McCareins

### Jets Defense

LE 92 S. Ellis  
DT 63 D. Robertson  
DT 67 K. von Oelhoffen  
RE 99 B. Thomas  
OLB 50 E. Barton  
MLB 51 J. Vilma  
OLB 54 V. Hobson  
LCB 21 A. Dyson  
RCB 22 J. Miller  
S 26 E. Coleman  
S 25 K. Rhodes

### Jaguars Defense

LE 93 B. McCray  
LT 98 J. Henderson  
RT 92 R. Meier  
RE 95 P. Spicer  
OLB 52 D. Smith  
MLB 54 M. Peterson  
LCB 27 R. Mathis  
RCB 29 B. Williams  
SS 20 D. Darius  
FS 37 D. Grant  
CB 21 T. Cousin

### Jaguars Offense

TE 89 M. Lewis  
LT 69 K. Barnes  
LG 67 V. Manuwai  
C 63 B. Meester  
RG 65 C. Naeole  
RT 74 Ma. Williams  
TE 80 K. Brady  
TE 87 G. Wrihtster  
WR 19 E. Wilford  
QB 7 B. Leftwich  
RB 28 F. Taylor

## TEAM STATISTICS

	Jets	Jaguars
First Downs	11	19
Third Downs	3-14	6-13
Total Net Yards	177	312
Net Yards Rushing	132	181
Net Yards Passing	45	131
Pass attempts-comp-int	18-10-3	20-9-0
Times sacked-yards lost	6-26	1-9
Punts-average	6-40.8	4-38.5
Punt returns-yards	0-0	1-13
Kickoff returns-yards	8-172	1-20
Penalties-yards	6-59	9-62
Fumbles-lost	1-1	0-0
Time of possession	27:58	32:02

## SCORING

Team	Play	Score
Jaguars	M. Jones-Drew 6 yd run (J. Scobee kick)	0-7
Jaguars	F. Taylor 13 yd. run (J. Scobee kick)	0-14
Jaguars	M. Jones-Drew 4 yd run (J. Scobee kick)	0-21
Jaguars	G. Wrihtster 1 yd. pass from B. Leftwich (J. Scobee kick)	0-28
Jaguars	J. Scobee 43 yd field goal	0-31
Jaguars	R. Williams 16 yd pass from B. Leftwich (J. Scobee kick)	0-38
Jaguars	J. Scobee 40 yd field goal	0-41

## PASSING

Jets	Att	Cmp	Yds	TD-I	Jaguars	Att	Cmp	Yds	TD-I
C. Pennington	17	10	71	0-3	B. Leftwich	20	9	140	2-0
K. Clemens	1	0	0	0-0					
Totals	18	10	71	0-3	Totals	20	9	140	2-0

## RUSHING

Jets	Att	Yds	Lg	TD	Jaguars	Att	Yds	Lg	TD
L. Washington	23	101	19	0	F. Taylor	21	111	14	1
C. Pennington	2	17	13	0	M. Jones-Drew	13	59	9	2
B. Smith	2	8	5	0	R. Williams	1	9	9	0
B. Askew	2	5	5	0	B. Leftwich	4	2	2	0
K. Clemens	1	2	2	0					
B. Barlow	4	-1	2	0					
Totals	34	132	19	0	Totals	39	181	14	3

## RECEIVING

Jets	Rec	Yds	Lg	TD	Jaguars	Rec	Yds	Lg	TD
J. Cotchery	4	49	20	0	R. Williams	4	53	17	1
L. Coles	3	19	8	0	G. Wrihtster	2	13	12	1
L. Washington	1	8	8	0	E. Wilford	1	40	40	0
K. Barlow	1	-1	-1	0	F. Taylor	1	32	32	0
B. Smith	1	-4	-4	0	G. Hankton	1	2	2	0
Totals	10	71	20	0	Totals	9	140	40	2

## INDIVIDUAL DEFENSE

Jets: INT: None. Sacks: E. Barton 1-9.

Leading Tacklers: B. Thomas 8.

Jaguars: INT: T. Cousin 1-16, B. Williams 1-4, D. Grant 1-1.

Sacks: B. McCray 2-5, T. Gilbert 1-0, R. Meier 1-9, T. McDaniel 0.5-3, M. Stanley 0.5-0, J. Henderson 1-9. Leading Tacklers: T. Cousin 6.

Altel Stadium - Att. - 66,604

# GAME 6: JETS 20, DOLPHINS 17 OCTOBER 15, 2006

New York Jets (3-3) 3 0 10 7 - 20  
Miami Dolphins (1-5) 0 0 3 14 - 17



at



East Rutherford, NJ – Olindo Mare missed a game-tying 51-yard field goal with 33 seconds remaining to give the Jets a 20-17 victory over the Miami Dolphins.

The Jets jumped out to a 20-3 lead in the second half, thanks to two Laveranues Coles TD receptions and two Mike Nugent field goals, but had to ward off a late charge from Miami. Coles caught a career-long 58-yard TD reception in the third quarter and added a 22-yard TD reception in the fourth.

With less than nine minutes remaining, Joey Harrington found Chris Chambers in the end zone for a two-yard score to cut Miami's deficit to 10. The Jets saw their lead shrink to three with 2:56 left, as Ronnie Brown rushed for a one-yard score.

Miami's defense forced the Jets to go three-and-out and with just over two minutes remaining, the Dolphins got the ball back and drove to the Jets 34, where Mare missed the potential game-tying kick.



Bryan Thomas

## TEAM STATISTICS

	Jets	Dolphins
First Downs	15	24
Third Downs	4-13	8-15
Total Net Yards	272	395
Net Yards Rushing	103	129
Net Yards Passing	169	266
Pass attempts-comp-int	29-17-0	43-27-2
Times sacked-yards lost	2-6	0-0
Punts-average	7-43.6	3-40.3
Punt returns-yards	2-6	4-31
Kickoff returns-yards	2-50	5-69
Penalties-yards	8-70	6-61
Fumbles-lost	3-0	2-1
Time of possession	28:16	31:44

## SCORING

Team	Play	Score
Jets	M. Nugent 33 yd field goal	0-3
Jets	M. Nugent 33 yd field goal	0-6
Dolphins	O. Mare 21 yd field goal	3-6
Jets	L. Coles 58 yd pass from C. Pennington (M. Nugent kick)	3-13
Jets	L. Coles 22 yd pass from C. Pennington (M. Nugent kick)	3-20
Dolphins	C. Chambers 2 yd pass from J. Harrington (O. Mare kick)	10-20
Dolphins	R. Brown 1 yd run (O. Mare kick)	17-20

## PASSING

Jets	Att	Cmp	Yds	TD-I	Dolphins	Att	Cmp	Yds	TD-I
C. Pennington	29	17	175	2-0	J. Harrington	43	27	266	1-2
Totals	29	17	175	2-0	Totals	43	27	266	1-2

## RUSHING

Jets	Att	Yds	Lg	TD	Dolphins	Att	Yds	Lg	TD
L. Washington	11	58	12	0	R. Brown	22	127	26	1
K. Barlow	13	45	6	0	S. Morris	5	2	3	0
B. Smith	1	1	1	0	C. Chambers	1	1	1	0
T. Dwight	1	0	0	0	J. Harrington	1	-1	-1	0
C. Pennington	1	-1	-1	0					
Totals	27	103	12	0	Totals	29	129	26	1

## RECEIVING

Jets	Rec	Yds	Lg	TD	Dolphins	Rec	Yds	Lg	TD
L. Coles	5	106	58	2	R. McMichael	8	72	17	0
C. Baker	4	39	16	0	D. Hagan	6	66	24	0
T. Dwight	3	9	9	0	W. Welker	6	56	25	0
K. Barlow	3	3	5	0	C. Chambers	5	60	24	1
B. Askew	1	12	12	0	S. Morris	1	7	7	0
J. Cotchery	1	6	6	0	C. Russell	1	-5	-4	0
Totals	17	175	58	2	Totals	27	266	25	1

## INDIVIDUAL DEFENSE

Jets: INT: A. Dyson 1 (-3); V. Hobson 1-9. Sacks: None.

Leading Tackler: B. Thomas 11.

Dolphins: INT: None. Sacks: J. Taylor 1-0, V. Holliday 1-6.

Leading Tacklers: Z. Thomas 10, C. Crowder 10.

## STARTING LINEUPS

### Jets Offense

WR 87 L. Coles  
LT 60 D. Ferguson  
LG 66 P. Kendall  
C 74 N. Mangold  
RG 65 B. Moore  
RT 68 A. Clement  
WR 81 J. McCareins  
WR 89 J. Cotchery  
QB 10 C. Pennington  
RB 29 L. Washington  
WR 17 T. Dwight

### Jets Defense

LE 92 S. Ellis  
DT 63 D. Robertson  
DT 67 K. von Oelhoffen  
RE 99 B. Thomas  
OLB 50 E. Barton  
MLB 51 J. Vilma  
OLB 54 V. Hobson  
LCB 30 D. Coleman  
RCB 21 A. Dyson  
S 26 E. Coleman  
S 25 K. Rhodes

### Dolphins Defense

LE 93 K. Carter  
NT 94 K. Traylor  
DT 91 V. Holliday  
OE 99 J. Taylor  
WLB 52 C. Crowder  
MLB 54 Z. Thomas  
SLB 59 D. Spragan  
LCB 25 W. Allen  
RCB 21 T. Daniels  
SS 26 T. Tillman  
FS 24 R. Hill

### Dolphins Offense

TE 85 J. Rader  
LT 77 D. McIntosh  
LG 78 J. James  
C 66 R. Hadnot  
RG 70 L. Shelton  
RT 72 V. Carey  
TE 81 R. McMichael  
WR 84 C. Chambers  
QB 3 J. Harrington  
RB 23 R. Brown  
FB 36 D. Barnes

The Meadowlands - Att. - 77,439



# GAME 7: JETS 31, LIONS 24 OCTOBER 22, 2006

New York Jets (4-3) 14 7 0 10 - 31  
 Detroit Lions (1-6) 0 7 3 14 - 24



at



East Rutherford, NJ - The New York Jets, behind Leon Washington's 129-yard two-touchdown rushing performance, defeated the Detroit Lions, 31-24.

Washington scored the game's first touchdown, the first of his career, with a five-yard scamper in the first quarter. On the Jets' next possession, Chad Pennington and Justin McCareins hooked up on a 44-yard TD pass, the longest touchdown reception of McCareins' Jets career, to extend the lead to 14-0.

Detroit scored its first points in the second quarter on a Roy Williams 22-yard TD reception from Jon Kitna. The Jets responded in the form of a Kevan Barlow three-yard touchdown run - his fifth TD of the season - to take a 21-7 lead at the half.

The teams exchanged field goals before the Lions pieced together a 79-yard TD drive that resulted in a Kevin Jones nine-yard TD reception. With 4:51 remaining, Leon Washington ran for his second TD of the game, to give the Jets their third 14-point lead of the contest. With the run, the Jets hit the 200-yard rushing mark for the first time since 2004. The Lions would score one final time on an 18-yard hook up from Kitna to Mike Furrey with 2:29 left, but it was too little too late, as the Jets were able to run out the clock for the win.



Jonathan Vilma

2006 REVIEW

## TEAM STATISTICS

	Jets	Lions
First Downs	27	22
Third Downs	8-12	4-10
Total Net Yards	398	386
Net Yards Rushing	221	125
Net Yards Passing	177	261
Pass attempts-comp-int	22-16-1	36-22-2
Times sacked-yards lost	2-12	1-8
Punts-average	2-34.0	2-53.5
Punt returns-yards	0-0	0-0
Kickoff returns-yards	5-115	5-103
Penalties-yards	2-20	9-60
Fumbles-lost	1-0	1-0
Time of possession	34:14	25:46

## SCORING

Team	Play	Score
Jets	L. Washington 5 yd run (M. Nugent kick)	0-7
Jets	J. McCareins 44 yd pass from C. Pennington (M. Nugent kick)	0-14
Lions	R. Williams 22 yd pass from J. Kitna (J. Hanson kick)	7-14
Jets	K. Barlow 3 yd run (M. Nugent kick)	7-21
Lions	J. Hanson 25 yd field goal	10-21
Jets	M. Nugent 33 yd field goal	10-24
Lions	K. Jones 9 yd pass from Kitna (J. Hanson kick)	17-24
Jets	L. Washington 16 yd run (M. Nugent kick)	17-31
Lions	M. Furrey 18 yd pass from J. Kitna (J. Hanson kick)	24-31

## PASSING

Jets	Att	Cmp	Yds	TD	Lions	Att	Cmp	Yds	TD
C. Pennington	22	16	189	1-1	J. Kitna	36	22	269	3-2
Totals	22	16	189	1-1	Totals	36	22	269	3-2

## RUSHING

Jets	Att	Yds	Lg	TD	Lions	Att	Yds	Lg	TD
L. Washington	20	129	23	2	K. Jones	15	86	24	0
K. Barlow	12	49	8	1	J. Kitna	3	17	7	0
B. Smith	3	16	8	0	D. Ellis	1	12	12	0
L. Coles	1	15	15	0	B. Calhoun	3	10	7	0
J. Cotchery	1	10	10	0					
C. Pennington	5	2	4	0					
Totals	42	221	23	3	Totals	22	125	24	0

## RECEIVING

Jets	Rec	Yds	Lg	TD	Lions	Rec	Yds	Lg	TD
J. Cotchery	7	79	28	0	M. Furrey	9	109	19	1
L. Coles	4	29	15	0	K. Jones	6	57	26	1
J. McCareins	1	44	44	1	R. Williams	2	29	22	1
C. Baker	1	16	16	0	D. Campbell	1	22	22	0
S. Ryan	1	9	9	0	D. Ellis	1	19	19	0
L. Washington	1	8	8	0	B. Calhoun	1	18	18	0
T. Dwight	1	4	4	0	M. Pollard	1	9	9	0
					A. Hakim	1	6	6	0
Totals	16	189	44	1	Totals	22	269	26	3

## INDIVIDUAL DEFENSE

**Jets:** INT: J. Vilma 1-0, K. Rhodes 1-0. **Sacks:** D. Robertson 1-8.

**Leading Tackler:** J. Vilma 11.

**Lions:** INT: T. Holt 1-0. **Sacks:** K. Edwards 1-6, C. Redding 0.5-3, Holt 0.5-3.

**Leading Tackler:** M. Bell 11.

The Meadowlands - Att. - 76,953

## STARTING LINEUPS

### Jets Offense

WR 87 L. Coles  
 LT 60 D. Ferguson  
 LG 66 P. Kendall  
 C 74 N. Mangold  
 RG 65 B. Moore  
 RT 68 A. Clement  
 TE 86 C. Baker  
 WR 89 J. Cotchery  
 QB 10 C. Pennington  
 RB 29 L. Washington  
 WR 17 T. Dwight

### Jets Defense

LE 92 S. Ellis  
 DT 63 D. Robertson  
 DT 67 K. von Oelhoffen  
 RE 99 B. Thomas  
 OLB 50 E. Barton  
 MLB 51 J. Vilma  
 OLB 54 V. Hobson  
 LCB 21 A. Dyson  
 RCB 30 D. Coleman  
 S 26 E. Coleman  
 S 25 K. Rhodes

### Lions Defense

LE 98 K. Edwards  
 NT 94 M. Bell  
 UT 78 C. Redding  
 RE 96 J. Hall  
 WLB 50 E. Sims  
 MLB 97 B. Bailey  
 SLB 53 P. Lenon  
 LCB 25 F. Bryant  
 RCB 32 D. Bly  
 SS 27 D. Bullocks  
 FS 42 T. Holt  
 WR 11 R. Williams  
 LT 76 J. Backus  
 LG 64 R. DeMulligan  
 C 51 D. Raiola  
 RG 67 B. Sapaia  
 RT 68 B. Stokes  
 TE 89 D. Campbell  
 WR 87 M. Furrey  
 QB 8 J. Kitna  
 RB 34 K. Jones  
 FB 81 M. Pollard



# **GAME 8: BROWNS 20, JETS 13**

OCTOBER 29, 2006

New York Jets (4-4) 3 0 7 3 - 13  
Cleveland Browns (2-5) 3 7 10 0 - 20



at



Cleveland, OH – A last ditch effort by the Jets fell short as Chris Baker's one-handed catch in the end zone was ruled out of bounds, giving the Browns a 20-13 victory.

With 1:06 remaining, the Jets found themselves with a fourth-and-four at the Browns' 24, trailing by seven. Chad Pennington found Baker just past the front pylon on the right side of the end zone, where he made a remarkable one-handed grab in the air before being forced out of bounds by the Brown's Brodney Pool. The officials discussed the play before ruling that it was an incomplete pass, securing the Cleveland win.

After a deadlocked first quarter, Reuben Droughns rumbled for a two-yard score to give the Browns the lead heading into the half. In the third quarter, Kellen Winslow, Jr. caught a 30-yard TD pass from Charlie Frye and Phil Dawson tacked on a 21-yard field goal to extend the Browns lead to 17. On the ensuing kickoff, Justin Miller sprinted 99 yards for the score to cut the Jets' deficit to 20-10. A Mike Nugent 47-yard field goal and stellar fourth-quarter defense gave the Jets one final hope, but they were unable to tie the game.



Eric Barton

## **STARTING LINEUPS**

### **Jets Offense**

WR 87 L. Coles  
LT 60 D. Ferguson  
LG 66 P. Kendall  
C 74 N. Mangold  
RG 65 B. Moore  
RT 68 A. Clement  
TE 86 C. Baker  
WR 89 J. Cotchery  
QB 10 C. Pennington  
RB 29 L. Washington  
WR 81 J. McCareins

### **Jets Defense**

LE 92 S. Ellis  
DT 63 D. Robertson  
DT 67 K. von Oelhoffen  
RE 99 B. Thomas  
OLB 50 E. Barton  
MLB 51 J. Vilma  
OLB 54 V. Hobson  
LCB 21 A. Dyson  
RCB 22 J. Miller  
S 26 E. Coleman  
S 25 K. Rhodes

### **Browns Defense**

LE 99 O. Roye  
NT 92 T. Washington  
RE 97 A. McKinley  
LOLB 55 W. McGinest  
MLB 54 A. Davis  
WLB 58 D. Jackson  
ROLB 95 K. Wimbley  
LCB 28 L. Bodden  
RCB 39 D. Holly  
SS 26 S. Jones  
FS 27 B. Russell

### **Browns Offense**

TE 87 D. Dinkins  
LT 77 K. Shaffer  
LG 63 J. Andruzzi  
C 66 H. Fraley  
RG 60 C. Coleman  
RT 71 K. Butler  
TE 80 K. Winslow  
WR 17 B. Edwards  
QB 9 C. Frye  
TE 82 S. Heiden  
RB 34 R. Droughns

## **TEAM STATISTICS**

	Jets	Browns
First Downs	12	16
Third Downs	5-13	7-17
Total Net Yards	193	267
Net Yards Rushing	88	147
Net Yards Passing	105	120
Pass attempts-comp-int	28-11-2	22-15-1
Times sacked-yards lost	1-3	3-21
Punts-average	3-51.3	5-48.4
Punt returns-yards	4-55	1-1
Kickoff returns-yards	5-176	3-62
Penalties-yards	1-5	3-42
Fumbles-lost	1-1	0-0
Time of possession	24:49	35:11

## **SCORING**

Team	Play	Score
Jets	M. Nugent 27 yd field goal	3-0
Browns	P. Dawson 47 yd field goal	3-3
Browns	R. Droughns 2 yd run (P. Dawson kick)	3-10
Browns	K. Winslow 30 yd pass from C. Frye (P. Dawson kick)	3-17
Browns	P. Dawson 21 yd field goal	3-20
Jets	J. Miller 99 yd kickoff return (M. Nugent kick)	10-20
Jets	M. Nugent 47 yd field goal	13-20

## **PASSING**

Jets	Att	Cmp	Yds	TD-I	Browns	Att	Cmp	Yds	TD-I
C. Pennington	28	11	108	0-2	C. Frye	22	15	141	1-1
Totals	28	11	108	0-2	Totals	22	15	141	1-1

## **RUSHING**

Jets	Att	Yds	Lg	TD	Browns	Att	Yds	Lg	TD
L. Washington	15	51	11	0	R. Droughns	33	125	11	1
K. Barlow	5	16	5	0	C. Frye	5	19	17	0
C. Pennington	3	9	6	0	T. Smith	1	3	3	0
J. Cotchery	1	8	8	0					
B. Smith	3	4	7	0					
Totals	27	88	11	0	Totals	39	147	17	1

## **RECEIVING**

Jets	Rec	Yds	Lg	TD	Browns	Rec	Yds	Lg	TD
J. Cotchery	5	43	12	0	K. Winslow	7	76	30	1
L. Coles	4	40	23	0	S. Heiden	3	23	12	0
C. Pennington	1	17	17	0	B. Edwards	2	21	20	0
K. Barlow	1	8	8	0	R. Droughns	2	7	5	0
					J. Cribbs	1	14	14	0
Totals	11	108	23	0	Totals	15	141	30	1

## **INDIVIDUAL DEFENSE**

**Jets:** INT: E. Smith 1-3. **Sacks:** D. Coleman 1-10, B. Thomas 1-5, E. Barton 1-6. **Leading Tackler:** E. Barton 10.

**Browns:** INT: S. Jones 2-7. **Sacks:** C. Thompson 1-3. **Leading Tackler:** K. Wimbley 7.

Cleveland Browns Stadium - Att. - 72,507

# GAME 9: JETS 17, PATRIOTS 14 NOVEMBER 12, 2006

New York Jets (5-4) 0 7 3 7 - 17  
New England Patriots (6-3) 0 6 0 8 - 14



Foxboro, MA - For the first time since 2002, the Jets went into Foxborough and left with a 17-14 victory over the New England Patriots.

The Jets' defense, which recorded four sacks and an interception, set up the game's first TD as Kerry Rhodes recovered a Doug Gabriel fumble. 16 plays and 81 yards later, Kevan Barlow pounded it in from two yards out, for his sixth TD and a 7-3 lead.

With the score 7-6 in the third quarter, the Jets scored the next 10 points, via Mike Nugent's 34-yard field goal and Jerricho Cotchery's 22-yard TD reception, which was set up by Erik Coleman's first interception of the season. The Patriots pulled within three, finding the end zone for the first time with 4:22 remaining in the game as Reche Caldwell hauled in a 15-yard touchdown pass and a two-point conversion pass from Tom Brady.

The Jets then executed their four-minute offense, running 10 plays before Ben Graham pinned New England at its 11-yard line with less than a minute to play. Brady drove his team to midfield before a strip sack by Shaun Ellis ended the game.



Shaun Ellis

## STARTING LINEUPS

### Jets Offense

WR 87 L. Coles  
LT 60 D. Ferguson  
LG 66 P. Kendall  
C 74 N. Mangold  
RG 65 B. Moore  
TE 68 A. Clement  
RT 86 C. Baker  
WR 89 J. Cotchery  
QB 10 C. Pennington  
RB 16 B. Smith  
WR 81 J. McCareins

### Jets Defense

LE 92 S. Ellis  
DT 63 D. Robertson  
DT 67 K. von Oelhoffen  
RE 99 B. Thomas  
OLB 50 E. Barton  
MLB 51 J. Vilma  
OLB 54 V. Hobson  
LCB 21 A. Dyson  
RCB 30 D. Coleman  
S 26 E. Coleman  
S 25 K. Rhodes

### Patriots Defense

LE 97 J. Green  
NT 75 V. Wilfork  
RE 93 R. Seymour  
OLB 59 R. Colvin  
ILB 54 T. Bruschi  
ILB 55 J. Seau  
OLB 50 M. Vrabel  
LCB 27 E. Hobbs  
RCB 24 A. Samuel  
SS 30 C. Scott  
FS 25 A. Hawkins

### Patriots Offense

WR 87 R. Caldwell  
LT 72 M. Light  
LG 70 L. Mankins  
C 67 D. Koppen  
RG 74 B. Yates  
RT 77 N. Kaczur  
TE 84 B. Watson  
TE 82 D. Graham  
WR 85 D. Gabriel  
QB 12 T. Brady  
RB 28 C. Dillon

## TEAM STATISTICS

	Jets	Patriots
First Downs	19	22
Third Downs	6-13	3-12
Total Net Yards	278	377
Net Yards Rushing	117	145
Net Yards Passing	161	232
Pass attempts-comp-int	33-22-1	36-24-1
Times sacked-yards lost	1-7	4-21
Punts-average	5-36.8	4-40.3
Punt returns-yards	1-15	1-8
Kickoff returns-yards	4-109	4-108
Penalties-yards	4-28	4-30
Fumbles-lost	0-0	2-1
Time of possession	30:34	29:26

## SCORING

Team	Play	Score
Patriots	S. Gostkowski 31 yd field goal	0-3
Jets	K. Barlow 2 yd run (M. Nugent kick)	7-3
Patriots	S. Gostkowski 21 yd field goal	7-6
Jets	M. Nugent 34 yd field goal	10-6
Jets	J. Cotchery 22 yd pass from C. Pennington (M. Nugent kick)	17-6
Patriots	R. Caldwell 15 yd pass from T. Brady (R. Caldwell pass from T. Brady)	17-14

## PASSING

Jets	Att	Cmp	Yds	TD-I	Patriots	Att	Cmp	Yds	TD-I
C. Pennington	33	22	168	1-1	T. Brady	36	24	253	1-1
Totals	33	22	168	1-1	Totals	36	24	253	1-1

## RUSHING

Jets	Att	Yds	Lg	TD	Patriots	Att	Yds	Lg	TD
K. Barlow	17	75	12	1	C. Dillon	11	98	50	0
L. Washington	9	35	8	0	J. Gaffney	12	37	10	0
C. Pennington	2	4	3	0	H. Evans	2	8	7	0
J. Cotchery	1	3	3	0	T. Brown	1	2	2	0
Totals	29	117	12	1	Totals	26	145	50	0

## RECEIVING

Jets	Rec	Yds	Lg	TD	Patriots	Rec	Yds	Lg	TD
J. Cotchery	6	70	22	1	R. Caldwell	9	90	19	1
L. Coles	5	29	7	0	J. Gaffney	3	65	33	0
J. McCareins	3	31	23	0	K. Faulk	3	23	14	0
T. Dwight	2	14	9	0	D. Gabriel	2	30	22	0
B. Askew	2	9	7	0	B. Watson	2	16	10	0
L. Washington	2	1	2	0	C. Jackson	2	5	5	0
C. Baker	1	7	7	0	T. Brown	1	13	13	0
K. Barlow	1	7	7	0	D. Graham	1	6	6	0
Totals	22	168	23	1	C. Dillon	1	5	5	0
Totals	22	168	23	1	Totals	24	253	33	1

## INDIVIDUAL DEFENSE

**Jets:** INT: E. Coleman 1-3. **Sacks:** D. Robertson 1-4, S. Ellis 1-2, K. von Oelhoffen 1-8, B. Thomas 1-7. **Leading Tackler:** K. Rhodes 9.

**Patriots:** INT: A. Hawkins 1-7. **Sacks:** R. Colvin 1-7. **Leading Tackler:** T. Bruschi 16.

Gillette Stadium - Att. - 68,756

# **GAME 10: BEARS 10, JETS 0** NOVEMBER 19, 2006

**New York Jets (5-5)**      0   0   0   0   -   0  
**Chicago Bears (9-1)**      0   0   3   7   -   10



at



East Rutherford, NJ – The New York Jets fell to the Chicago Bears, 10-0, in a defensive struggle at the Meadowlands.

In the first two quarters New York produced 156 yards (91 rushing, 65 passing) on offense and held the Bears to seven passing yards, but the game was scoreless at halftime.

Early in the third quarter, the Bears got on the board, settling on a 20-yard field goal on a drive that started at the Jets' 44 because of an unsuccessful onside kick to start the second half. On their next possession, the Jets reached the Bears' 30, but an errant Chad Pennington pass was picked off by Nathan Vasher. After alternating possessions, Rex Grossman hit Mark Bradley for a 57-yard touchdown strike after the defender slipped, which proved to be the game's only touchdown.



Kerry Rhodes

## **STARTING LINEUPS**

### **Jets Defense**

WR 87 L. Coles  
 LT 60 D. Ferguson  
 LG 66 P. Kendall  
 C 74 N. Mangold  
 RG 65 B. Moore  
 RT 68 A. Clement  
 TE 86 C. Baker  
 WR 89 J. Cotchery  
 QB 10 C. Pennington  
 RB 29 L. Washington  
 FB 88 S. Ryan

### **Jets Defense**

LE 92 S. Ellis  
 DT 63 D. Robertson  
 DT 67 K. von Oelhoffen  
 RE 99 B. Thomas  
 OLB 50 E. Barton  
 MLB 51 J. Vilma  
 OLB 54 V. Hobson  
 LCB 21 A. Dyson  
 RCB 36 D. Barrett  
 S 26 E. Coleman  
 S 25 K. Rhodes

### **Bears Defense**

LE 93 A. Ogunsleye  
 LT 91 T. Harris  
 RT 99 Ta. Johnson  
 RE 96 A. Brown  
 WLB 55 L. Briggs  
 MLB 54 B. Urlacher  
 SLB 92 H. Hillenmeyer  
 LCB 33 C. Tillman  
 RCB 31 N. Vasher  
 SS 35 To. Johnson  
 FS 38 D. Manning

### **Bears Offense**

WR 87 M. Muhammad  
 LT 76 J. Tait  
 LG 74 R. Brown  
 C 57 O. Kreutz  
 RG 63 R. Garza  
 RT 69 F. Miller  
 TE 88 D. Clark  
 WR 80 B. Berrian  
 QB 8 R. Grossman  
 RB 20 T. Jones  
 FB 37 J. McKie

## **TEAM STATISTICS**

	Jets	Bears
First Downs	15	12
Third Downs	6-17	4-14
Total Net Yards	264	284
Net Yards Rushing	108	173
Net Yards Passing	156	111
Pass attempts-comp-int	35-19-2	22-11-0
Times sacked-yards lost	2-6	1-8
Punts-average	7-44.3	8-42.9
Punt returns-yards	2-27	1-7
Kickoff returns-yards	3-48	0-0
Penalties-yards	6-40	10-65
Fumbles-lost	0-0	0-0
Time of possession	31:54	28:06

## **SCORING**

Team	Play	Score
Bears	R. Gould 20 yd field goal	3-0
Bears	M. Bradley 57 yd pass from R. Grossman (R. Gould kick)	10-0

## **PASSING**

Jets	Att	Cmp	Yds	TD-1	Bears	Att	Cmp	Yds	TD-1
C. Pennington	35	19	162	0-2	R. Grossman	22	11	119	1-0
Totals	35	19	162	0-2	Totals	22	11	119	1-0

## **RUSHING**

Jets	Att	Yds	Lg	TD	Bears	Att	Yds	Lg	TD
C. Houston	11	50	11	0	T. Jones	23	121	19	0
T. Dwight	1	28	28	0	C. Benson	10	51	14	0
L. Washington	13	22	16	0	J. McKie	1	2	2	0
B. Smith	1	6	6	0	R. Grossman	1	-1	-1	0
K. Barlow	4	2	3	0					
Totals	30	108	28	0	Totals	35	173	19	0

## **RECEIVING**

Jets	Rec	Yds	Lg	TD	Bears	Rec	Yds	Lg	TD
L. Coles	8	80	14	0	M. Bradley	4	80	57	1
T. Dwight	5	40	15	0	M. Muhammad	2	29	28	0
J. Cotchery	3	25	22	0	T. Jones	2	1	3	0
B. Smith	1	7	7	0	A. Peterson	1	4	4	0
L. Washington	1	7	7	0	J. McKie	1	3	3	0
C. Baker	1	3	3	0	D. Clark	1	2	2	0
Totals	19	162	22	0	Totals	11	119	57	1

## **INDIVIDUAL DEFENSE**

**Jets:** INT: None. **Sacks:** K. Rhodes 1-8.

**Leading Tackler:** V. Hobson 9.

**Bears:** INT: B. Urlacher 1-36, N. Vasher 1-3. **Sacks:** A. Ogunsleye 1-6, M. Anderson 1-0. **Leading Tackler:** To. Johnson 11.

The Meadowlands - Att. - 77,632

# GAME 11: JETS 26, TEXANS 11 NOVEMBER 26, 2006

New York Jets (6-5) 3 6 14 3 - 26  
Houston Texans (3-8) 0 3 3 8 - 11




at



East Rutherford, NJ – For the second time in the 2006 season, Laveranues Coles and Jerricho Cotchery each went over 100 yards receiving as the Jets defeated the Houston Texans, 26-11, at the Meadowlands.

After a battle of field goals in the first half - including a Mike Nugent career-long 54-yarder, the Jets came out passing in the third quarter. At the nine-minute mark, Chad Pennington, who threw for 161 yards in the second half, found Coles for a 12-yard score to give the club a 16-3 lead. On the day, Coles caught nine passes for 111 yards and Cotchery caught seven passes for 110 yards.

The Jets' defense complemented the offense with four sacks and a Kerry Rhodes interception that led to a Cedric Houston one-yard TD run. David Carr set a record for an opposing quarterback against the Jets by completing 39 passes but it wasn't enough as the Jets cruised to a 15-point victory.



Mike Nugent

2006 REVIEW

## TEAM STATISTICS

	Jets	Texans
First Downs	17	21
Third Downs	4-13	7-15
Total Net Yards	304	334
Net Yards Rushing	27	25
Net Yards Passing	277	309
Pass attempts-comp-int	32-24-0	54-39-1
Times sacked-yards lost	1-9	4-14
Punts-average	4-49.3	5-47.8
Punt returns-yards	2-12	1-6
Kickoff returns-yards	3-23	7-166
Penalties-yards	1-5	7-77
Fumbles-lost	1-0	1-0
Time of possession	29:09	30:51

## SCORING

Team	Play	Score
Jets	M. Nugent 23 yd field goal	0-3
Jets	M. Nugent 34 yd field goal	0-6
Texans	K. Brown 47 yd field goal	3-6
Jets	M. Nugent 54 yd field goal	3-9
Jets	L. Coles 12 yd pass from C. Pennington (M. Nugent kick)	3-16
Jets	C. Houston 1 yd run (M. Nugent kick)	3-23
Jets	M. Nugent 40 yd field goal	3-26
Texans	A. Johnson 3 yd pass from D. Carr (D. Carr-W. Lundy pass)	11-26

## PASSING

Jets	Att	Cmp	Yds	TD-1	Texans	Att	Cmp	Yds	TD-1
C. Pennington	31	24	286	1-0	D. Carr	54	39	323	1-1
P. Ramsey	1	0	0	0-0					
Totals	32	24	286	1-0	Totals	54	39	323	1-1

## RUSHING

Jets	Att	Yds	Lg	TD	Texans	Att	Yds	Lg	TD
L. Washington	5	17	9	0	W. Lundy	8	11	5	0
C. Houston	11	13	5	1	D. Carr	2	10	6	0
K. Barlow	8	5	5	0	S. Gado	3	4	5	0
C. Pennington	1	2	2	0	C. Stanley	1	0	0	0
B. Smith	1	-10	-10	0					
Totals	26	27	9	1	Totals	14	25	6	0

## RECEIVING

Jets	Rec	Yds	Lg	TD	Texans	Rec	Yds	Lg	TD
L. Coles	9	111	36	1	A. Johnson	10	98	22	1
J. Cotchery	7	110	35	0	E. Moulds	10	79	14	0
J. McCareins	2	10	6	0	W. Lundy	8	68	15	0
L. Washington	2	7	9	0	O. Daniels	5	36	9	0
C. Baker	1	28	28	0	K. Walter	2	22	13	0
T. Dwight	1	9	9	0	J. Putzier	2	19	14	0
J. Hodgins	1	6	6	0	D. Lewis	1	5	0	0
C. Houston	1	5	5	0	S. Gado	1	-4	-4	0
Totals	24	286	36	1	Totals	39	323	22	1

## INDIVIDUAL DEFENSE

Jets: INT: K. Rhodes 1-9. Sacks: S. Ellis 1.5-9, B. Thomas 2-5, D. Robertson 0.5-9. Leading Tacklers: K. Rhodes II, V. Hobson II.

Texans: INT: None. Sacks: A. Maddox 1-9.

Leading Tackler: D. Ryans 14.

## STARTING LINEUPS

### Jets Offense

WR 87 L. Coles  
LT 60 D. Ferguson  
LG 66 P. Kendall  
C 74 N. Mangold  
RG 65 B. Moore  
RT 68 A. Clement  
TE 86 C. Baker  
WR 89 J. Cotchery  
QB 10 C. Pennington  
RB 32 K. Barlow  
TE 88 S. Ryan

### Jets Defense

LE 92 S. Ellis  
DT 63 D. Robertson  
DT 67 K. von Oelhoffen  
RE 99 B. Thomas  
OLB 50 E. Barton  
MLB 51 J. Vilma  
OLB 54 V. Hobson  
LCB 21 A. Dyson  
RCB 31 H. Poteat  
S 26 E. Coleman  
S 25 K. Rhodes

### Texans Defense

LE 92 A. Weaver  
LT 96 Th. Johnson  
RT 95 A. Maddox  
RE 90 M. Williams  
WLB 56 M. Greenwood  
MLB 59 D. Ryans  
SLB 53 S. Orr  
LCB 23 D. Robinson  
RCB 38 D. Faggins  
SS 26 G. Earl  
FS 24 C. Brown

### Texans Offense

WR 80 A. Johnson  
LT 74 E. Salaam  
LG 69 C. Pitts  
C 58 M. Flanagan  
RG 70 F. Weary  
RT 73 E. Winston  
TE 81 O. Daniels  
WR 84 E. Moulds  
QB 8 D. Carr  
RB 33 W. Lundy  
FB 43 J. Cook

The Meadowlands - Att. - 76,596



# **GAME 12: JETS 38, PACKERS 10** DECEMBER 3, 2006

**New York Jets (7-5)** 10 21 0 7 - 38  
**Green Bay Packers (4-8)** 0 0 10 0 - 10



at



Green Bay, WI – The New York Jets, behind 441 yards of total offense, defeated the Green Bay Packers 38-10.

The Jets scored on their opening possession when Mike Nugent nailed a 24-yard FG. On the Packers' next possession, Bryan Thomas forced a Brett Favre fumble to help set up a Jerricho Cotchery 12-yard TD reception from Chad Pennington, who completed 22 of 29 passes for 241 yards in the first half.

In the second quarter, Gang Green's offense pieced together three touchdown drives of 70 or more yards. Cedric Houston, who posted a career-high 105 yards on 22 carries, scored on the first two. The third drive resulted in a Chris Baker one-yard TD reception with nine seconds left in the half, to give the Jets a 31-0 lead.

The Packers would cut the deficit to 21 in the third quarter, but a Leon Washington 20-yard TD run in the fourth finished off an impressive Jets victory.



Chad Pennington and Nick Mangold

## **STARTING LINEUPS**

### **Jets Offense**

WR 87 L. Coles  
 LT 60 D. Ferguson  
 LG 66 P. Kendall  
 C 74 N. Mangold  
 RG 65 B. Moore  
 RT 68 A. Clement  
 WR 89 J. Cotchery  
 QB 10 C. Pennington  
 RB 32 K. Barlow  
 WR 16 B. Smith  
 WR 81 J. McCareins

### **Jets Defense**

LE 92 S. Ellis  
 DT 63 D. Robertson  
 DT 67 K. von Oelhoffen  
 RE 99 B. Thomas  
 OLB 50 E. Barton  
 MLB 51 J. Vilma  
 OLB 54 V. Hobson  
 LCB 21 A. Dyson  
 RCB 31 H. Poteat  
 S 26 E. Coleman  
 S 25 K. Rhodes

### **Packers Defense**

LE 74 A. Kampman  
 LT 99 C. Williams  
 RT 79 R. Pickett  
 RE 94 K. Gbaja-Biamila  
 WLB 50 A. Hawk  
 MLB 56 N. Barnett  
 SLB 51 B. Poppinga  
 LCB 21 C. Woodson  
 RCB 31 A. Harris  
 SS 22 M. Manuel  
 FS 36 N. Collins

### **Packers Offense**

WR 85 G. Jennings  
 WR 86 D. Lee  
 LT 76 C. Clifton  
 LG 73 D. Colledge  
 C 63 S. Wells  
 RG 72 J. Spitz  
 RT 75 T. Moll  
 TE 88 B. Franks  
 WR 80 D. Driver  
 QB 4 B. Favre  
 RB 30 A. Green

## **TEAM STATISTICS**

	Jets	Packers
First Downs	27	23
Third Downs	6-10	4-13
Total Net Yards	441	351
Net Yards Rushing	178	149
Net Yards Passing	263	202
Pass attempts-comp-int	35-25-2	47-24-2
Times sacked-yards lost	0-0	2-12
Punts-average	1-51.0	2-39.5
Punt returns-yards	2-0	1-9
Kickoff returns-yards	2-60	7-124
Penalties-yards	3-20	4-29
Fumbles-lost	1-0	1-1
Time of possession	31:27	28:33

## **SCORING**

Team	Play	Score
Jets	M. Nugent 24 yd field goal	3-0
Jets	J. Cotchery 12 yd pass from C. Pennington (M. Nugent kick)	10-0
Jets	C. Houston 3 yd run (M. Nugent kick)	17-0
Jets	C. Houston 1 yd run (M. Nugent kick)	24-0
Jets	C. Baker 1 yd pass from C. Pennington (M. Nugent kick)	31-0
Packers	D. Rayner 34 yd field goal	31-3
Packers	D. Driver 20 yd pass from B. Favre (D. Rayner kick)	31-10
Jets	L. Washington 20 yd run (M. Nugent kick)	38-10

## **PASSING**

Jets	Att	Cmp	Yds	TD-1	Packers	Att	Cmp	Yds	TD-1
C. Pennington	35	25	263	2-2	B. Favre	47	24	214	1-2
Totals	35	25	263	2-2	Totals	47	24	214	1-2

## **RUSHING**

Jets	Att	Yds	Lg	TD	Packers	Att	Yds	Lg	TD
C. Houston	22	105	31	2	A. Green	14	102	35	0
L. Washington	7	40	20t	1	B. Favre	3	33	13	0
B. Smith	1	32	32	0	V. Morency	6	14	3	0
B. Askew	1	1	1	0					
Totals	31	178	32	3	Totals	23	149	35	0

## **RECEIVING**

Jets	Rec	Yds	Lg	TD	Packers	Rec	Yds	Lg	TD
J. Cotchery	9	99	25	1	N. Herron	7	51	13	0
C. Baker	4	50	22	1	A. Green	4	38	17	0
L. Coles	3	28	12	0	V. Morency	3	43	18	0
C. Houston	3	24	11	0	D. Driver	3	41	20t	1
L. Washington	2	26	13	0	B. Franks	3	18	10	0
B. Smith	2	14	8	0	G. Jennings	2	14	7	0
J. McCareins	1	17	1	0	R. Martin	1	5	5	0
S. Ryan	1	5	5	0	C. Francies	1	4	4	0
Totals	25	263	25	1	Totals	24	214	20t	1

## **INDIVIDUAL DEFENSE**

**Jets:** INT: A. Dyson 1-0, K. Rhodes 1-2. **Sacks:** B. Thomas 1.5-8, S. Ellis 0.5-4. **Leading Tackler:** V. Hobson 13.

**Packers:** INT: P. Dendy 1-7, C. Woodson 1-0. **Sacks:** None. **Leading Tacklers:** N. Barnett 11.

Lambeau Field - Att. - 70,527



# GAME 13: BILLS 31, JETS 13 DECEMBER 10, 2006

New York Jets (7-6) 7 6 0 0 - 13  
Buffalo Bills (6-7) 7 14 7 3 - 31



at



East Rutherford, NJ – Big plays hurt the New York Jets as the Buffalo Bills scored three touchdowns on plays of 50 or more yards in their 31-13 victory.

Willis McGahee sprinted for a 57-yard TD run for the game's first score. The Jets answered on their next possession as Chad Pennington found Laveranues Coles for a 10-yard TD catch.

In the second quarter, the Bills executed two more big plays. Lee Evans hauled in a 77-yard TD reception from J.P. Losman and Nate Clements returned a Chad Pennington interception 58 yards for a score.

Mike Nugent converted on two field goals on the afternoon to extend his streak to nine consecutive makes.



Victor Hobson

2006 REVIEW

## STARTING LINEUPS

### Jets Offense

WR 87 L. Coles  
LT 60 D. Ferguson  
LG 66 P. Kendall  
C 74 N. Mangold  
RG 65 B. Moore  
RT 68 A. Clement  
WR 89 J. Cotchery  
QB 10 C. Pennington  
RB 29 L. Washington  
TE 86 C. Baker  
WR 81 J. McCareins

### Jets Defense

DE 92 S. Ellis  
DT 63 D. Robertson  
DT 67 K. von Oelhoffen  
RE 99 B. Thomas  
OLB 50 E. Barton  
MLB 51 J. Vilma  
OLB 54 V. Hobson  
LCB 21 A. Dyson  
RCB 22 J. Miller  
S 26 E. Coleman  
S 25 K. Rhodes

### Bills Defense

LE 90 C. Kelsay  
LT 98 L. Tripplett  
RT 95 K. Williams  
RE 94 A. Schobel  
WLB 26 A. Youbty  
MLB 59 L. Fletcher-Baker  
SLB 51 T. Spikes  
LCB 25 K. Thomas  
RCB 22 N. Clements  
SS 42 J. Leonhard  
FS 30 K. Simpson

### Bills Offense

WR 83 L. Evans  
LT 71 J. Peters  
LG 69 M. Gandy  
C 67 M. Fowler  
RG 75 D. Preston  
RT 79 T. Pennington  
TE 84 R. Royal  
WR 81 P. Price  
QB 7 J. Losman  
RB 21 W. McGahee  
FB 31 D. Shelton

## TEAM STATISTICS

	Jets	Bills
First Downs	16	14
Third Downs	7-16	4-11
Total Net Yards	277	318
Net Yards Rushing	132	174
Net Yards Passing	143	144
Pass attempts-comp-int	35-22-2	15-10-0
Times sacked-yards lost	4-39	3-13
Punts-average	5-42.2	6-40.5
Punt returns-yards	1-3	3-17
Kickoff returns-yards	6-136	4-74
Penalties-yards	3-15	2-10
Fumbles-lost	2-1	1-1
Time of possession	32:08	27:52

## SCORING

Team	Play	Score
Bills	W. McGahee 57 yd run (R. Lindell kick)	7-0
Jets	L. Coles 10 yd pass from C. Pennington (M. Nugent kick)	7-7
Jets	M. Nugent 30 yd field goal	7-10
Bills	L. Evans 77 yd pass from J. Losman (R. Lindell kick)	14-10
Bills	N. Clements 58 yd interception return (R. Lindell kick)	21-10
Jets	M. Nugent 38 yd field goal	21-13
Bills	R. Royal 6 yd pass from J. Losman (R. Lindell)	28-13
Bills	R. Lindell 34 yd field goal	31-13

## PASSING

Jets	Att	Cmp	Yds	TD	Bills	Att	Cmp	Yds	TD
C. Pennington	35	22	182	1-2	J. Losman	15	10	157	2-0
Totals	35	22	182	1-2	Totals	15	10	157	2-0

## RUSHING

Jets	Att	Yds	Lg	TD	Bills	Att	Yds	Lg	TD
L. Washington	7	55	18	0	W. McGahee	16	125	57	1
C. Houston	18	50	9	0	A. Thomas	15	42	6	0
C. Pennington	3	17	8	0	R. Parrish	1	11	11	0
K. Clements	1	8	8	0	J. Losman	1	-1	-1	0
B. Smith	1	2	2	0	P. Price	1	-3	-3	0
Totals	30	132	18	0	Totals	34	174	57	1

## RECEIVING

Jets	Rec	Yds	Lg	TD	Bills	Rec	Yds	Lg	TD
L. Washington	7	28	9	0	A. Thomas	3	23	18	0
J. Cotchery	5	37	15	0	L. Evans	2	91	77	1
L. Coles	4	67	23	1	P. Price	2	19	13	0
C. Baker	2	17	10	0	R. Royal	2	13	7	1
J. McCareins	1	14	14	0	J. Reed	1	11	11	0
S. Ryan	1	8	8	0					
C. Houston	1	7	7	0					
B. Smith	1	4	4	0					
Totals	22	182	23	1	Totals	10	157	77	2

## INDIVIDUAL DEFENSE

Jets: INT: None. Sacks: V. Hobson 2-5, B. Thomas 1-8.

Leading Tackler: K. Rhodes 7.

Bills: INT: L. Fletcher-Baker 1-1, N. Clements 1. Sacks: A. Schobel 3-31, R. Denny 1-8. Leading Tackler: L. Fletcher-Baker 9.

The Meadowlands - Att. - 77,131

# GAME 14: JETS 26, VIKINGS 13 DECEMBER 17, 2006

New York Jets (8-6) 7 16 3 0 - 26  
Minnesota Vikings (6-8) 7 0 0 6 - 13



at



Minneapolis, MN – Chad Pennington threw for a career-high 339 yards in leading the New York Jets to a 26-13 win over the Minnesota Vikings.

The Jets scored 16 unanswered points in the second quarter after the teams exchanged touchdowns in the first quarter. Mike Nugent hit three field goals and Laveranues Coles caught a 21-yard TD pass from Pennington to give the Jets' a 23-7 halftime lead. Coles' grab was one of his 12 receptions on the day, a season high, which resulted in his fifth 100-yard game of the season.

Nugent added his fourth field goal in the third quarter, extending his streak to 13 straight.



Cedric Houston

## STARTING LINEUPS

### Jets Offense

WR 87 L. Coles  
LT 60 D. Ferguson  
LG 66 P. Kendall  
C 74 N. Mangold  
RG 65 B. Moore  
TE 68 A. Clement  
RT 86 C. Baker  
WR 89 J. Cotchery  
QB 10 C. Pennington  
RB 32 K. Barlow  
FB 35 B. Askeew

### Jets Defense

LE 92 S. Ellis  
DT 63 D. Robertson  
DT 67 K. von Oelhoffen  
RE 99 B. Thomas  
OLB 50 E. Barton  
MLB 51 J. Vilma  
OLB 54 V. Hobson  
LCB 21 A. Dyson  
RCB 31 H. Poteat  
S 26 E. Coleman  
S 25 K. Rhodes

### Vikings Defense

LE 98 D. Scott  
LT 93 K. Williams  
RT 94 P. Williams  
RE 95 K. Udeze  
WLB 56 E. Henderson  
MLB 58 N. Harris  
CB 51 B. Leber  
LCB 26 A. Winfield  
RCB 23 C. Griffin  
SS 42 D. Sharper  
FS 24 D. Smith

### Vikings Offense

WR 82 T. Williamson  
LT 74 B. McKinnie  
LG 76 S. Hutchinson  
C 78 M. Birk  
RG 79 A. Hicks  
RT 62 R. Cook  
TE 40 J. Kleinsasser  
WR 89 T. Taylor  
QB 14 B. Johnson  
RB 29 C. Taylor  
FB 83 J. Dugan

## TEAM STATISTICS

	Jets	Vikings
First Downs	21	15
Third Downs	7-14	2-13
Total Net Yards	391	307
Net Yards Rushing	68	62
Net Yards Passing	323	245
Pass attempts-comp-int	40-29-1	40-24-1
Times sacked-yards lost	2-16	3-28
Punts-average	3-45.3	7-47.3
Punt returns-yards	3-50	1-1
Kickoff returns-yards	3-49	6-115
Penalties-yards	7-55	8-56
Fumbles-lost	1-1	1-0
Time of possession	36:26	23:34

## SCORING

Team	Play	Score
Vikings	T. Taylor 30 yd pass from B. Johnson (R. Longwell kick)	0-7
Jets	C. Houston 6 yd run (M. Nugent kick)	7-7
Jets	M. Nugent 25 yd field goal	10-7
Jets	L. Coles 21 yd pass from C. Pennington (M. Nugent kick)	17-7
Jets	M. Nugent 52 yd field goal	20-7
Jets	M. Nugent 45 yd field goal	23-7
Jets	M. Nugent 20 yd field goal	26-7
Vikings	M. Moore 35 yd pass from T. Jackson (pass failed)	26-13

## PASSING

Jets	Att	Cmp	Yds	TD-1	Vikings	Att	Cmp	Yds	TD-1
C. Pennington	39	29	339	1-1	T. Jackson	23	14	177	1-1
B. Graham	1	0	0	0-0	B. Johnson	17	10	96	1-0
Totals	40	29	339	1-1	Totals	40	24	273	2-1

## RUSHING

Jets	Att	Yds	Lg	TD	Vikings	Att	Yds	Lg	TD
C. Houston	21	53	20	1	C. Taylor	11	38	13	0
C. Pennington	3	11	7	0	T. Jackson	3	20	11	0
L. Washington	3	5	5	0	A. Pinner	1	4	4	0
B. Askeew	1	0	0	0					
L. Coles	1	-1	-1	0					
Totals	29	68	20	1	Totals	15	62	13	0

## RECEIVING

Jets	Rec	Yds	Lg	TD	Vikings	Rec	Yds	Lg	TD
L. Coles	12	144	21	1	T. Taylor	6	81	31	1
J. Cotchery	6	56	17	0	T. Williamson	6	74	22	0
C. Baker	4	33	12	0	M. Moore	5	53	35	1
B. Askeew	3	15	9	0	J. Wiggins	3	21	11	0
J. McCareins	2	70	50	0	B. McMullen	2	33	17	0
B. Smith	1	19	19	0	R. Owens	1	11	11	0
C. Houston	1	2	2	0	J. Dugan	1	0	0	0
Totals	29	339	50	1	Totals	24	273	35	2

## INDIVIDUAL DEFENSE

Jets: INT: D. Barrett 1-0. Sacks: V. Hobson 1-12, E. Barton 1-10, C. Mosley 1-6. Leading Tackler: V. Hobson 8.

Vikings: INT: N. Harris 1-7. Sacks: N. Harris 1-8, J. Mitchell 0.5-8, D. Edwards 0.5-8. Leading Tackler: E. Henderson 13.

Metrodome - Att. - 63,677

# GAME 15: JETS 13, DOLPHINS 10 DECEMBER 25, 2006

New York Jets (9-6) 0 0 3 10 - 13  
Miami Dolphins (6-9) 0 0 0 10 - 10



at



Miami, FL – On a rainy night in Miami which would foreshadow the Super Bowl conditions a little over a month later, Mike Nugent kicked a 30-yard field goal with 10 seconds remaining on Christmas night to give the Jets a 13-10 victory in front of a national television audience on Monday Night Football. With the victory, the Jets swept the season series with the Dolphins for the sixth time since 1998.

After a scoreless first half, a Nugent 22-yard field goal got the Jets on the board first.

The offenses adjusted to the rain in the fourth quarter, combining for 20 points. Randy McMichael scored the game's first touchdown on a seven-yard pass from Cleo Lemon, who came on in relief of Joey Harrington. On the next possession, Jerricho Cotchery hauled in his sixth touchdown of the season, a 32-yard pass over the middle from Chad Pennington, to put the Jets back on top, 10-7.

After Olindo Mare's 25-yard field goal with 2:09 remaining tied the score at 10, Pennington connected with Leon Washington on a 64-yard screen pass to get the Jets into field goal range and set up the first game-winning kick of Nugent's NFL career.



Mike Nugent

## STARTING LINEUPS

### Jets Offense

WR 87 L. Coles  
LT 60 D. Ferguson  
LG 66 P. Kendall  
C 74 N. Mangold  
RG 65 B. Moore  
TE 68 A. Clement  
RT 86 C. Baker  
WR 89 J. Cotchery  
QB 10 C. Pennington  
RB 29 L. Washington  
WR 81 J. McCareins

### Jets Defense

LE 92 S. Ellis  
DT 63 D. Robertson  
DT 67 K. von Oelhoffen  
RE 99 B. Thomas  
OLB 50 E. Barton  
MLB 51 J. Vilma  
OLB 54 V. Hobson  
LCB 21 A. Dyson  
RCB 31 H. Poteat  
S 26 E. Coleman  
S 25 K. Rhodes

### Dolphins Defense

LE 93 K. Carter  
NT 94 K. Traylor  
DT 91 V. Holliday  
OE 99 J. Taylor  
LLB 52 C. Crowder  
RLB 54 Z. Thomas  
DB 21 T. Daniels  
LCB 25 W. Allen  
RCB 29 A. Goodman  
SS 37 Y. Bell  
FS 24 R. Hill

### Dolphins Offense

WR 83 W. Welker  
LT 77 D. McIntosh  
LG 64 K. Jacox  
C 66 R. Hadnot  
RG 70 L. Shelton  
RT 72 V. Carey  
TE 81 R. McMichael  
WR 84 C. Chambers  
QB 3 J. Harrington  
RB 31 S. Morris  
TE 87 J. Peele

## TEAM STATISTICS

	Jets	Dolphins
First Downs	12	14
Third Downs	7-18	1-13
Total Net Yards	324	253
Net Yards Rushing	95	124
Net Yards Passing	229	129
Pass attempts-comp-int	29-14-0	31-18-0
Times sacked-yards lost	1-8	3-17
Punts-average	8-41.5	10-42.7
Punt returns-yards	6-27	3-31
Kickoff returns-yards	1-24	4-83
Penalties-yards	1-12	7-78
Fumbles-lost	4-1	1-0
Time of possession	30:32	29:28

## SCORING

Team	Play	Score
Jets	M. Nugent 22 yd field goal	3-0
Dolphins	R. McMichael 7 yd pass from C. Lemon (O. Mare kick)	3-7
Jets	J. Cotchery 32 yd pass from C. Pennington (M. Nugent kick)	10-7
Dolphins	O. Mare 25 yd field goal	10-10
Jets	M. Nugent 30 yd field goal	13-10

## PASSING

Jets	Att	Cmp	Yds	TD-1	Dolphins	Att	Cmp	Yds	TD-1
C. Pennington	29	14	237	1-0	C. Lemon	16	11	104	1-0
					J. Harrington	15	7	42	0-0
Totals	29	14	237	1-0	Totals	31	18	146	1-0

## RUSHING

Jets	Att	Yds	Lg	TD	Dolphins	Att	Yds	Lg	TD
K. Barlow	18	36	6	0	R. Brown	18	110	17	0
L. Washington	6	26	11	0	S. Morris	6	14	4	0
C. Pennington	4	26	15	0					
J. Cotchery	1	7	7	0					
B. Graham	1	0	0	0					
Totals	30	95	15	0	Totals	24	124	17	0

## RECEIVING

Jets	Rec	Yds	Lg	TD	Dolphins	Rec	Yds	Lg	TD
L. Washington	4	108	64	0	R. McMichael	5	46	20	1
J. Cotchery	4	50	32	1	S. Morris	4	23	12	0
J. McCareins	2	47	42	0	D. Hagan	3	35	12	0
L. Coles	2	9	6	0	R. Brown	3	15	8	0
B. Smith	1	12	12	0	C. Chambers	1	16	16	0
C. Baker	1	11	11	0	W. Welker	1	11	11	0
					J. Peele	1	0	0	0
Totals	14	237	64	1	Totals	18	146	20	1

## INDIVIDUAL DEFENSE

**Jets:** INT: None. **Sacks:** V. Hobson 1-3, B. Thomas 1-6, R. Washington 0.5-4, E. Barton 0.5-4.

**Leading Tacklers:** E. Coleman 9, J. Vilma 9.

**Dolphins:** INT: None. **Sacks:** J. Taylor 1-8.

**Leading Tackler:** Z. Thomas 9.

Dolphin Stadium - Att. - 73,500

# **GAME 16: JETS 23, RAIDERS 3** DECEMBER 31, 2006

New York Jets (10-6) 7 3 3 10 - 23  
Oakland Raiders (2-14) 0 3 0 0 - 3



at



East Rutherford, NJ – The New York Jets secured a playoff berth with a 23-3 win over the Oakland Raiders.

Chad Pennington, completing the first 16-game regular season of his seven-year career, found Chris Baker for a one-yard score to put the Jets ahead. Mike Nugent added three successful field goals to stretch his streak to 18 consecutive made, and Leon Washington scored his fourth rushing TD, a 15-yarder, in the win.

The Jets defense posted two sacks, an interception by Eric Smith and two fumble recoveries, in holding the Raiders to just 209 yards of total offense and a field goal.



Head Coach Eric Mangini

## **STARTING LINEUPS**

### **Jets Offense**

WR 87 L. Coles  
LT 60 D. Ferguson  
LG 66 P. Kendall  
C 74 N. Mangold  
RG 65 B. Moore  
RT 68 A. Clement  
TE 86 C. Baker  
WR 89 J. Cotchery  
QB 10 C. Pennington  
RB 34 C. Houston  
FB 35 B. Askew

### **Jets Defense**

LE 92 S. Ellis  
DT 63 D. Robertson  
DT 67 K. von Oelhoffen  
RE 99 B. Thomas  
OLB 50 E. Barton  
MLB 51 J. Vilma  
OLB 54 V. Hobson  
LCB 36 D. Barrett  
RCB 31 H. Poteat  
S 26 E. Coleman  
S 25 K. Rhodes

### **Raiders Defense**

LE 90 T. Sands  
DT 99 W. Sapp  
DT 93 T. Kelly  
RE 56 D. Burgess  
OLB 23 C. Carr  
MLB 52 K. Morrison  
OLB 53 T. Howard  
CB 21 N. Asomugha  
CB 27 F. Washington  
SS 24 M. Huff  
FS 30 S. Schweigert

### **Raiders Offense**

WR 19 J. Morant  
LT 76 R. Gallery  
LG 79 P. McQuistan  
C 64 J. Grove  
RG 67 K. Boothe  
RT 66 L. Walker  
TE 86 R. Williams  
WR 89 R. Curry  
QB 2 A. Brooks  
RB 25 J. Fargas  
FB 32 Z. Crockett

## **TEAM STATISTICS**

	Jets	Raiders
First Downs	19	12
Third Downs	10-17	3-11
Total Net Yards	266	209
Net Yards Rushing	117	88
Net Yards Passing	149	121
Pass attempts-comp-int	30-22-0	26-15-1
Times sacked-yards lost	1-8	2-15
Punts-average	4-43.8	3-45.7
Punt returns-yards	0-0	2-19
Kickoff returns-yards	2-47	6-134
Penalties-yards	3-31	6-32
Fumbles-lost	0-0	2-2
Time of possession	36:49	23:11

## **SCORING**

Team	Play	Score
Jets	C. Baker 1 yd pass from C. Pennington (M. Nugent kick)	0-7
Raiders	S. Janikowski 35 yd field goal	3-7
Jets	M. Nugent 35 yd field goal	3-10
Jets	M. Nugent 22 yd field goal	3-13
Jets	L. Washington 15 yd run (M. Nugent kick)	3-20
Jets	M. Nugent 35 yd field goal	3-23

## **PASSING**

Jets	Att	Cmp	Yds	TD-I	Raiders	Att	Cmp	Yds	TD-I
C. Pennington	30	22	157	1-0	A. Brooks	26	15	136	0-1
Totals	30	22	157	1-0	Totals	26	15	136	0-1

## **RUSHING**

Jets	Att	Yds	Lg	TD	Raiders	Att	Yds	Lg	TD
L. Washington	15	53	15t	1	J. Fargas	17	79	12	0
C. Houston	16	44	7	0	Z. Crockett	2	6	6	0
B. Smith	2	23	20	0	R. Lee	2	3	2	0
C. Pennington	3	0	1	0	A. Brooks	1	0	0	0
J. Cotchery	1	-3	-3	0					
Totals	37	117	20	1	Totals	22	88	12	0

## **RECEIVING**

Jets	Rec	Yds	Lg	TD	Raiders	Rec	Yds	Lg	TD
J. Cotchery	7	53	14	0	R. Curry	5	47	17	0
J. McCareins	5	27	8	0	J. Morant	3	24	9	0
B. Askew	3	14	6	0	J. Fargas	3	9	5	0
L. Coles	2	24	18	0	D. Gabriel	2	42	28	0
C. Baker	2	19	18	1	R. Williams	1	7	7	0
L. Washington	2	17	10	0	J. Madsen	1	7	7	0
J. Hodgins	1	3	3	0					
Totals	22	157	18	1	Totals	15	136	28	0

## **INDIVIDUAL DEFENSE**

**Jets:** INT: E. Smith 1-1. **Sacks:** K. Rhodes 1-8, E. Barton 1-7.

**Leading Tackler:** V. Hobson 9.

**Raiders:** INT: None. **Sacks:** W. Sapp 1-8.

**Leading Tacklers:** T. Howard 11.

The Meadowlands - Att. - 78,039



# 2006 AFC WILD CARD PLAYOFF GAME

## PATRIOTS 37, JETS 16

JANUARY 7, 2007

New York Jets 3 7 3 3 - 16  
New England Patriots 7 10 6 14 - 37



at



The New England Patriots avenged their Week 10 home loss by defeating the New York Jets, 37-16, in the AFC Wild Card round.

The Patriots, behind a Corey Dillon rushing touchdown, jumped out to a 7-0 lead. A Mike Nugent field goal cut the Jets' deficit to four before the end of the first quarter.

In the second quarter, Chad Pennington connected with Jerricho Cotchery on a 77-yard touchdown pass, highlighted by Cotchery's run after the catch, to push the Jets ahead, 10-7. The play was the longest of the season for the Jets and longest in their playoff history.

The Patriots pulled ahead in the second half as Daniel Graham, Kevin Faulk and Asante Samuel scored touchdowns and Stephen Gostkowski added three field goals. The Samuel 36-yard interception return for a TD sealed the deal, giving the Pats a 37-16 lead with 4:54 remaining.



Jets Offense

Mike Nugent added three field goals in the contest, tying a Jets record for most field goals in a playoff game.

### STARTING LINEUPS

#### Jets Offense

WR 87 L. Coles  
LT 60 D. Ferguson  
LG 66 P. Kendall  
C 74 N. Mangold  
RG 65 B. Moore  
TE 68 A. Clement  
RT 86 C. Baker  
WR 89 J. Cotchery  
QB 10 C. Pennington  
RB 29 L. Washington  
WR 81 J. McCareins

#### Jets Defense

LE 92 S. Ellis  
DT 63 D. Robertson  
RE 99 B. Thomas  
OLB 50 E. Barton  
MLB 51 J. Vilma  
OLB 54 V. Hobson  
DB 31 H. Poteat  
LCB 21 A. Dyson  
RCB 36 D. Barrett  
S 26 E. Coleman  
S 25 K. Rhodes

#### Patriots Defense

LE 94 T. Warren  
NT 75 V. Wilfork  
RE 93 R. Seymour  
OLB 59 R. Colvin  
ILB 54 T. Bruschi  
ILB 50 M. Vrabel  
OLB 95 T. Banta-Cain  
LCB 22 A. Samuel  
RCB 27 E. Hobbs  
SS 36 J. Sanders  
FS 25 A. Hawkins

#### Patriots Offense

WR 87 R. Caldwell  
LT 72 M. Light  
LG 70 L. Mankins  
C 67 D. Koppen  
RG 61 S. Neal  
RT 77 N. Kaczur  
TE 82 D. Graham  
WR 80 T. Brown  
QB 12 T. Brady  
RB 28 C. Dillon  
WR 10 J. Gaffney

### TEAM STATISTICS

	Jets	Patriots
First Downs	18	26
Third Downs	3-11	11-16
Total Net Yards	347	358
Net Yards Rushing	70	158
Net Yards Passing	277	200
Pass attempts-comp-int	41-24-1	34-22-0
Times sacked-yards lost	3-22	1-12
Punts-average	3-34.3	2-37.0
Punt returns-yards	1-7	0-0
Kickoff returns-yards	6-136	5-126
Penalties-yards	4-47	7-59
Fumbles-lost	1-1	1-1
Time of possession	26:40	33:20

### SCORING

Team	Play	Score
Patriots	C. Dillon 11 yd run (S. Gostkowski kick)	0-7
Jets	M. Nugent 28 yd field goal	3-7
Jets	J. Cotchery 77 yd pass from C. Pennington (M. Nugent kick)	10-7
Patriots	S. Gostkowski 20 yd field goal	10-10
Patriots	D. Graham 1 yd pass from T. Brady (S. Gostkowski kick)	10-17
Jets	M. Nugent 21 yd field goal	13-17
Patriots	S. Gostkowski 40 yd field goal	13-20
Patriots	S. Gostkowski 28 yd field goal	13-23
Jets	M. Nugent 37 yd field goal	16-23
Patriots	K. Faulk 7 yd pass from T. Brady (S. Gostkowski kick)	16-30
Patriots	A. Samuel 37 yd INT return (S. Gostkowski kick)	16-37

### PASSING

Jets	Att	Cmp	Yds	TD-I	Patriots	Att	Cmp	Yds	TD-I
C. Pennington	40	23	300	1-1	T. Brady	34	22	212	1-0
P. Ramsey	1	1	-1	0-0					
Totals	41	24	299	1-1	Totals	34	22	212	1-0

### RUSHING

Jets	Att	Yds	Lg	TD	Patriots	Att	Yds	Lg	TD
L. Washington	11	50	19	0	L. Maroney	18	69	8	0
J. Cotchery	2	19	14	0	C. Dillon	10	53	13	1
C. Pennington	2	1	7	0	K. Faulk	6	23	9	0
C. Houston	1	0	0	0	T. Brady	2	14	12	0
					H. Evans	1	0	0	0
					V. Testaverde	1	-1	-1	0
Totals	16	70	19	0	Totals	38	158	13	1

### RECEIVING

Jets	Rec	Yds	Lg	TD	Patriots	Rec	Yds	Lg	TD
C. Baker	5	68	26	0	J. Gaffney	8	104	31	0
L. Coles	5	45	14	0	R. Caldwell	5	50	19	0
J. Cotchery	4	100	77	1	B. Watson	4	24	10	0
L. Washington	4	25	12	0	T. Brown	2	26	16	0
J. McCareins	2	31	20	0	K. Faulk	1	7	7	1
B. Askew	2	22	23	0	D. Graham	1	1	1	1
B. Smith	2	8	6	0	C. Dillon	1	0	0	0
Totals	24	299	77	1	Totals	22	212	31	2

### INDIVIDUAL DEFENSE

Jets: INT: None. Sacks: E. Barton 0.5-6, B. Thomas 0.5-6.  
Leading Tacklers: E. Coleman 10.

Patriots: INT: A. Samuel 1-37L. Sacks: T. Banta-Cain 2-14,  
R. Seymour 1-8. Leading Tackler: T. Bruschi 9.

Gillette Stadium - Att. - 68,756



## OFFENSIVE STARTERS

Date	Game	WR	LT	LG	C	RG	RT	TE	WR	QB	RB	FB
9/10	at TEN	Coles	Ferguson	Kendall	Mangold	B. Moore	Clement	Baker	Cotchery	Pennington	Blaylock	Askw
9/17	vs NE	Coles	Ferguson	Katnik	Mangold	B. Moore	Clement	Baker	Cotchery	Pennington	Blaylock	Ryan - 2TE
9/24	at BUF	Coles	Ferguson	Katnik	Mangold	B. Moore	Clement	Baker	Cotchery	Pennington	Barlow	Askw
10/1	vs IND	Coles	Ferguson	Kendall	Mangold	B. Moore	Clement	Baker	Cotchery	Pennington	Barlow	Askw
10/8	at JAX	Coles	Ferguson	Kendall	Mangold	B. Moore	Clement	Baker	Cotchery	Pennington	<b>B. Smith</b>	McCareins - 3WR
10/15	vs MIA	Coles	Ferguson	Kendall	Mangold	B. Moore	Clement	Dwight - 3WR	Cotchery	Pennington	<b>L. Washington</b>	McCareins - 4WR
10/22	vs DET	Coles	Ferguson	Kendall	Mangold	B. Moore	Clement	Baker	Cotchery	Pennington	<b>L. Washington</b>	Dwight - 3WR
10/29	at CLE	Coles	Ferguson	Kendall	Mangold	B. Moore	Clement	Baker	Cotchery	Pennington	<b>L. Washington</b>	McCareins - 3WR
11/12	at NE	Coles	Ferguson	Kendall	Mangold	B. Moore	Clement	Baker	Cotchery	Pennington	<b>B. Smith</b>	McCareins - 3WR
11/19	vs CHI	Coles	Ferguson	Kendall	Mangold	B. Moore	Clement	Baker	Cotchery	Pennington	<b>L. Washington</b>	Ryan
11/26	vs HOU	Coles	Ferguson	Kendall	Mangold	B. Moore	Clement	Baker	Cotchery	Pennington	Barlow	Ryan - 2TE
12/3	at GB	Coles	Ferguson	Kendall	Mangold	B. Moore	Clement	<b>B. Smith</b> - 3WR	Cotchery	Pennington	<b>L. Washington</b>	McCareins - 4WR
12/10	vs BUF	Coles	Ferguson	Kendall	Mangold	B. Moore	Clement	Baker	Cotchery	Pennington	<b>L. Washington</b>	McCareins - 3WR
12/17	at MIN	Coles	Ferguson	Kendall	Mangold	B. Moore	Clement	Baker	Cotchery	Pennington	<b>L. Washington</b>	Askw
12/25	at MIA	Coles	Ferguson	Kendall	Mangold	B. Moore	Clement	Baker	Cotchery	Pennington	<b>L. Washington</b>	McCareins - 3WR
12/31	vs OAK	Coles	Ferguson	Kendall	Mangold	B. Moore	Clement	Baker	Cotchery	Pennington	Houston	Askw
1/7*	at NE	Coles	Ferguson	Kendall	Mangold	B. Moore	Clement	Baker	Cotchery	Pennington	<b>L. Washington</b>	McCareins - 3 WR



Victor Hobson



Brandon Moore

## DEFENSIVE STARTERS

Date	Game	LE	DT	DT	RE	OLB	MLB	OLB	LCB	RCB	S	S
9/10	at TEN	Ellis	Robertson	von Oelhoffen	Thomas	Barton	Wilma	Hobson	Dyson	Miller	E. Coleman	Rhodes
9/17	vs NE	Ellis	Robertson	von Oelhoffen	Thomas	Barton	Wilma	Hobson	Dyson	Miller	E. Coleman	Rhodes
9/24	at BUF	Ellis	Robertson	von Oelhoffen	Thomas	Barton	Wilma	Hobson	Dyson	Barrett	Strait	Rhodes
10/1	vs IND	Ellis	Robertson	von Oelhoffen	Thomas	Barton	Wilma	Hobson	Dyson	Miller	Strait	Rhodes
10/8	at JAX	Ellis	Robertson	von Oelhoffen	Thomas	Hamilton - DE	Wilma	Hobson	Dyson	<b>D. Coleman</b>	Kassell - 4LB	Rhodes
10/15	vs MIA	Ellis	Robertson	von Oelhoffen	Thomas	Barton	Wilma	Hobson	Dyson	<b>D. Coleman</b>	E. Coleman	Rhodes
10/22	vs DET	Ellis	Robertson	von Oelhoffen	Thomas	Barton	Wilma	Hobson	Dyson	<b>D. Coleman</b>	E. Coleman	Rhodes
10/29	at CLE	Ellis	Robertson	von Oelhoffen	Thomas	Barton	Wilma	Hobson	Dyson	Miller	E. Coleman	Rhodes
11/12	at NE	Ellis	Robertson	von Oelhoffen	Thomas	Barton	Wilma	Hobson	Dyson	<b>D. Coleman</b>	E. Coleman	Rhodes
11/19	vs CHI	Ellis	Robertson	von Oelhoffen	Thomas	Barton	Wilma	Hobson	Dyson	Barrett	E. Coleman	Rhodes
11/26	vs HOU	Ellis	Robertson	von Oelhoffen	Thomas	Barton	Wilma	Hobson	Dyson	Poteat	E. Coleman	Rhodes
12/3	at GB	Ellis	Robertson	von Oelhoffen	Thomas	Barton	Wilma	Hobson	Dyson	Poteat	E. Coleman	Rhodes
12/10	vs BUF	Ellis	Robertson	von Oelhoffen	Thomas	Barton	Wilma	Hobson	Dyson	Poteat	E. Coleman	Rhodes
12/17	at MIN	Ellis	Robertson	von Oelhoffen	Thomas	Barton	Wilma	Hobson	Dyson	Poteat	E. Coleman	Rhodes
12/25	at MIA	Ellis	Robertson	von Oelhoffen	Thomas	Barton	Wilma	Hobson	Dyson	Poteat	E. Coleman	Rhodes
12/31	vs OAK	Ellis	Robertson	von Oelhoffen	Thomas	Barton	Wilma	Hobson	Barrett	Poteat	E. Coleman	Rhodes
1/7*	at NE	Ellis	Robertson	Barrett - 3CB	Thomas	Barton	Wilma	Hobson	Dyson	Poteat	E. Coleman	Rhodes

**Bold** - rookie

\* - Wild Card Playoff Game



## PARTICIPATION

Player	GP	GS	1	2	3	4	5	6	7	8	9	10	11	12	13	14	15	16	WCG
Askeew, B.J.	13	5	FB	X	FB	FB	X	X	X	X	X	IA	IA	X	IA	FB	X	FB	X
Baker, Chris	16	14	TE	TE	TE	TE	TE	X	TE	TE	TE	TE	TE	X	TE	TE	TE	TE	TE
Ball, Dave	10	0	X	X	X	X	IA	X	X	IA	X	IA	IA	X	X	IA	X	IA	IA
Barlow, Kevan	12	3	X	X	RB	RB	X	X	X	X	X	X	RB	IA	IA	X	X	IA	IA
Barrett, David	13	3	X	X	CB	IA	X	IA	IA	X	X	CB	X	X	X	X	X	CB	CB
Barton, Eric	16	15	LB	LB	LB	LB	X	LB	LB	LB	LB	LB	LB	LB	LB	LB	LB	LB	LB
Blanton, Ed	0	0	-	-	-	-	-	-	-	-	-	-	-	-	-	-	-	-	-
Blaylock, Derrick	4	2	RB	RB	IA	IA	X	X	IA	IA	IA	IA	IA	IA	IA	IA	IA	IA	IA
Chatham, Matt	16	0	X	X	X	X	X	X	X	X	X	X	X	X	X	X	X	X	X
Clemens, Kellen	2	0	3 QB	3 QB	3 QB	3 QB	X	3 QB	3 QB	3 QB	3 QB	3 QB	3 QB	3 QB	3 QB	3 QB	3 QB	3 QB	3 QB
Clement, Anthony	16	16	RT	RT	RT	RT	RT	RT	RT	RT	RT	RT	RT	RT	RT	RT	RT	RT	RT
Coleman, Drew	16	4	X	X	X	X	CB	CB	CB	X	CB	X	X	X	X	X	X	X	X
Coleman, Erik	16	13	S	S	X	X	X	S	S	S	S	S	S	S	S	S	S	S	S
Coles, Laveranues	16	16	WR	WR	WR	WR	WR	WR	WR	WR	WR	WR	WR	WR	WR	WR	WR	WR	WR
Cotchery, Jerricho	16	16	WR	WR	WR	WR	WR	WR	WR	WR	WR	WR	WR	WR	WR	WR	WR	WR	WR
Dearth, James	16	0	X	X	X	X	X	X	X	X	X	X	X	X	X	X	X	X	X
Dwight, Tim	9	2	IA	IA	X	X	WR	WR	X	X	X	X	X	IR	IR	IR	IR	IR	IR
Dyson, Andre	15	15	CB	CB	CB	CB	CB	CB	CB	CB	CB	CB	CB	CB	CB	CB	CB	CB	CB
Ellis, Shaun	16	16	DE	DE	DE	DE	DE	DE	DE	DE	DE	DE	DE	DE	DE	DE	DE	DE	DE
Ferguson, D'Brickshaw	16	16	LT	LT	LT	LT	LT	LT	LT	LT	LT	LT	LT	LT	LT	LT	LT	LT	LT
Goddard, Na'Shan	0	0	-	-	-	-	-	-	-	-	IA	DNP	IA	IA	IA	IA	IA	IA	IA
Graham, Ben	16	0	P	P	P	P	P	P	P	P	P	P	P	P	P	P	P	P	P
Hamilton, Bobby	16	1	X	X	X	X	DE	X	X	X	X	X	X	X	X	X	X	X	X
Hilton, Zach	0	0	IA	W	R	IA	IA	IA	IA	IA	W	-	-	-	-	-	-	-	-
Hobson, Victor	16	16	LB	LB	LB	LB	LB	LB	LB	LB	LB	LB	LB	LB	LB	LB	LB	LB	LB
Hodgins, James	6	0	-	-	-	X	IA	IA	X	IA	IA	X	X	IA	X	IA	IA	X	X
Houston, Cedric	8	1	IA	IA	X	X	IA	IA	IA	IA	IA	X	X	X	X	X	IA	RB	RB
Johnson, Trevor	0	0	IA	IA	IA	W	-	-	-	-	-	-	-	-	-	-	-	-	-
Jones, Adrian	9	0	X	X	X	X	DNP	X	X	X	X	DNP	IA	DNP	DNP	DNP	DNP	X	X
Kassell, Brad	16	1	X	X	X	X	LB	X	X	X	X	X	X	X	X	X	X	X	X
Katnik, Norm	3	2	X	LG	LG	W	-	-	-	-	-	-	-	-	-	-	-	-	-
Kendall, Pete	14	14	LG	IA	IA	LG	LG	LG	LG	LG	LG	LG	LG	LG	LG	LG	LG	LG	LG
Mangold, Nick	16	16	C	C	C	C	C	C	C	C	C	C	C	C	C	C	C	C	C
Martin, Jamar	2	0	X	X	W	-	-	-	-	-	-	-	-	-	-	-	-	-	-
McCareins, Justin	16	7	X	X	X	X	WR	WR	X	WR	X	X	WR	WR	X	X	WR	X	WR
Miller, Justin	16	4	CB	CB	X	CB	X	X	X	CB	X	X	X	X	X	X	X	X	X
Moore, Brandon	16	16	RG	RG	RG	RG	RG	RG	RG	RG	RG	RG	RG	RG	RG	RG	RG	RG	RG
Moore, Rashad	13	0	X	X	X	X	X	X	X	X	X	X	X	X	IA	IA	IA	X	X
Mosley, C.J.	6	0	IA	IA	IA	IA	X	IA	IA	X	IA	IA	IA	IA	X	X	X	X	X
Myers, Ryan	3	0	X	X	X	W	-	-	-	-	-	-	-	-	-	-	-	-	-
Nugent, Mike	16	0	K	K	K	K	K	K	K	K	K	K	K	K	K	K	K	K	K
Pennington, Chad	16	16	QB	QB	QB	QB	QB	QB	QB	QB	QB	QB	QB	QB	QB	QB	QB	QB	QB
Poteat, Hank	11	6	-	-	-	-	-	X	X	X	X	X	CB	CB	CB	CB	CB	CB	CB
Ramsey, Patrick	1	0	DNP	DNP	DNP	DNP	DNP	DNP	DNP	DNP	DNP	DNP	X	DNP	3 QB	DNP	DNP	DNP	X
Rhodes, Kerry	16	16	S	S	S	S	S	S	S	S	S	S	S	S	S	S	S	S	S
Riddle, Ryan	5	0	-	-	-	IA	IA	X	X	X	X	IA	X	IA	IA	W	-	-	-
Robertson, Dewayne	16	16	DT	DT	DT	DT	DT	DT	DT	DT	DT	DT	DT	DT	DT	DT	DT	DT	DT
Ryan, Sean	16	3	X	TE	X	X	X	X	X	X	X	TE	TE	X	X	X	X	X	X
Schlegel, Anthony	4	0	IA	IA	IA	IA	IA	IA	IA	IA	IA	X	X	X	X	IA	IA	IA	IA
Scott, Guss	0	0	-	-	-	-	-	-	-	-	-	-	IA	W	-	-	-	-	-
Smith, Brad	16	3	X	X	X	X	RB	X	X	X	RB	X	X	WR	X	X	X	X	X
Smith, Eric	15	0	X	X	X	X	X	X	X	X	X	X	X	X	IA	X	X	X	X
Smith, Wade	9	0	-	X	DNP	X	DNP	DNP	X	DNP	X	DNP	DNP	X	X	X	X	X	X
Spencer, Cody	12	0	-	-	-	X	X	X	X	X	X	X	IA	X	X	X	X	X	X
Strait, Derrick	5	2	X	X	S	S	X	W	-	-	-	-	-	-	-	-	-	-	-
Teague, Trey	0	0	IA	IA	IA	IA	IA	IA	IA	IA	IR	-	-	-	-	-	-	-	-
Thomas, Bryan	16	16	DE	DE	DE	DE	LB	DE	DE	DE	DE	DE	DE	DE	DE	DE	DE	DE	DE
Thompson, Jamie	3	0	-	-	-	-	-	-	-	-	-	-	-	-	X	X	IA	X	IA
Tutt, Stacy	2	0	-	-	-	-	-	-	-	-	-	-	-	-	-	X	X	IA	IA
Vilma, Jonathan	16	16	LB	LB	LB	LB	LB	LB	LB	LB	LB	LB	LB	LB	LB	LB	LB	LB	LB
von Oelhoffen, Kimo	16	16	DT	DT	DT	DT	DT	DT	DT	DT	DT	DT	DT	DT	DT	DT	DT	DT	DT
Washington, Leon	16	8	X	X	X	X	X	RB	RB	RB	X	RB	X	RB	RB	RB	RB	X	X
Washington, Rashad	16	0	X	X	X	X	X	X	X	X	X	X	X	X	X	X	X	X	X
Wright, Wallace	5	0	-	-	-	-	-	-	-	-	-	-	-	X	X	X	X	X	X

Position listed for games started

Key: 3 QB = 3rd Quarterback, DNP = Did Not Play, IA = Inactive, IR = Injured Reserve, R = Re-signed, W = Waived, X = Played, - = Not With Team  
 \*Wild Card Game not added to Games Played or Games Started

# TRANSACTIONS

## JANUARY, 2006

- 3rd Signed P Ben Graham to a contract extension. Signed RB Terry Butler, TE Corey Lamkin, and WR Jovan Witherspoon to future contracts. Signed DB D.J. Johnson, C Norm Katnick, G Isaac Snell and T Marko Cavka. Allocated RB Terry Butler, WR Jovan Witherspoon, G Isaac Snell and T Marko Cavka to NFL Europe.
- 4th Signed FB Luke Lawton and G Michael King to Reserve/ Future contracts. Allocated Michael King to NFL Europe.
- 5th Allocated Kliff Kingsbury to NFL Europe.
- 9th Signed C Charles Missant and DB James Taylor to Reserve/ Future Contracts. Both players were allocated to NFL Europe.
- 17th Announced the appointment of Eric Mangini as head coach.
- 19th Announced that Defensive Coordinator Donnie Henderson, Wide Receivers Coach Pep Hamilton and Tight Ends Coach John Zernheft will not be retained.
- 25th Offensive Coordinator Mike Heimerdinger and the New York Jets mutually agree to part ways.

## FEBRUARY, 2006

- 1st Signed FB Richie Anderson with his intent to retire as a Jet.
- 7th Announced the promotion of Mike Tannenbaum to General Manager and Terry Bradway agreed to remain with the Club in a consulting position.
- 20th Announced the 2006 coaching staff: Assistant WR coach Richie Anderson, assistant strength and conditioning coach Brett Bech, DB coach Corwin Brown, assistant defensive line coach Bryan Cox, assistant offensive line coach Mike Devlin, coaches assistant Andy Dickerson, assistant RB/ special teams coach Sam Gash, LB coach Jim Herrmann, assistant strength and conditioning coach Rick Lyle, defensive line coach Denny Marcin, defensive quality control coach Jason Mandolesi, WR coach Noel Mazzone, offensive quality control coach Jason Michaels, head strength and conditioning coach Marcus Paul, RB coach Jimmy Raye, offensive coordinator Brian Schottenheimer, defensive coordinator Bob Sutton, special teams coordinator Mike Westhoff, offensive line coach Tony Wise.
- 21st Designated DE John Abraham the Club's franchise player.
- 22nd RB Curtis Martin and the New York Jets mutually agree to a restructured contract. Placed T Jason Fabini, QB Jay Fiedler, LB Barry Gardner, DT Lance Legree, FB Jerald Sowell and WR Harry Williams, Jr. on waivers. The Jets and Ty Law mutually agreed to not exercise contract options for the 2006, 2007, and 2008 seasons.
- 27th Waived Oliver Celestin.

## MARCH, 2006

- 5th Jets and QB Chad Pennington mutually agree to a restructured contract. Waived C Kevin Mawae. Extended the contract of G/C Pete Kendall.
- 17th Acquired QB Patrick Ramsey from the Washington Redskins in exchange for an undisclosed draft pick.
- 21st Signed LB Matt Chatham and DL Kimmo von Oelhoffen.
- 22nd Signed FA WR/PR Tim Dwight. Traded DE John Abraham to the Atlanta Falcons for a first round draft pick, the 29th selection overall, in the 2006 draft.
- 24th Signed Rookie FA FB Micheal Warren. Re-signed TE Chris Baker.
- 27th Signed unrestricted DL Monsanto Pope.
- 30th Signed UFA CB Andre Dyson.

## APRIL, 2006

- 4th Signed S Victor Green with his intent to retire as a Jet.
- 10th Signed UFA LB Brad Kassell.
- 12th Signed UFA OL Trey Teague.
- 19th Signed FA OL Anthony Clement.
- 28th Waived TE Corey Lamkin.

## MAY, 2006

- 12th Signed rookie FAs DL Darrell Adams, DT/OT Tui Alalaifaleula, WR Maurice Avery, DE/LB Craig Bailey, T Ed Blanton, LB Michael Brown Jr., LB Blake Costanzo, P/K D.J. Fitzpatrick, WR Dequan Mobley, RB DonTrell Moore, DT Brennan Schmidt, S Jamie Thompson, LB Will Thompson and RB Stacy Tutt.
- 13th Waived WR Maurice Avery.
- 15th Signed rookie FAs CB Omowale Dada, LB Tearrius George, WR Wallace Wright and TE Joe Kowalewski. Waived rookie FB Micheal Warren.
- 16th Waived LB Tearrius George.
- 22nd Signed P Ben Graham to a contract extension.
- 30th Signed FA CB Ray Mickens. Signed NFL Europe FAs WR Reggie Newhouse and CB Rayshun Reed. Waived QB Kliff Kingsbury and CB James Taylor.

## JUNE, 2006

- 2nd Announced the retirement of WR Wayne Chrebet.
- 9th Signed rookie FAs RB Nick Hartigan and WR Phil Silva. Waived RB DonTrell Moore.
- 15th Signed FA LB Alonzo Jackson. Waived LB Michael Brown Jr.
- 16th Signed FA Ben Moa. Placed OL Michael King on NFL Europe Exempt/Injured List.

## JULY, 2006

- 20th Signed fifth-round selection TE Jason Pociask and seventh-round selection DL Titus Adams.
- 21st Signed third-round selection LB Anthony Schlegel, third-round selection S Eric Smith and fourth-round selection WR Brad Smith.
- 22nd Signed fourth-round selection RB Leon Washington and sixth-round selection CB Drew Coleman.
- 26th Signed first-round selection T D'Brickashaw Ferguson.
- 27th Signed first-round selection C Nick Mangold and second-round selection QB Kellen Clemens. Placed RB Curtis Martin, WR Justin McCareins, OL Trey Teague and CB Rayshun Reed on the Physically Unable to Perform List. Signed OL Pete McMahon. Waived FB Luke Lawton.
- 29th Activated WR Justin McCareins and CB Rayshun Reed from the Physically Unable to Perform List.
- 31st Signed rookie FAs WR Chris M. Baker, WR C.J. Fayton and DE Val Barnaby. Waived P/K D.J. Fitzpatrick and WR Phil Silva.

## AUGUST, 2006

- 1st Signed rookie FA DB Jovon Johnson. Waived LB Will Thompson.
- 4th Signed FA DB Bruce Thornton. Waived DB Jovon Johnson.
- 8th Waived WR Dequan Mobley.
- 9th Signed WRs Curtis Williams and Mario Hill. Waived WR C.J. Fayton.
- 11th Claimed FB Jamar Martin off waivers from New Orleans.
- 13th Waived WR Jovan Witherspoon. Placed DT Sione Pouha on Injured Reserve.



- 15th Signed DB Jovon Johnson. Waived RB Nick Hartigan.
- 20th Acquired RB Kevan Barlow from the San Francisco 49ers for an undisclosed draft pick.
- 21st Signed TE Walter Rasby and released DE Val Barnaby and WR Curtis Williams.
- 27th Waived DBs Omowale Dada, Mondoe Davis, Darrien Johnson, Jovon Johnson and Rayshun Reed, LBs Jamar Enzor and Alonzo Jackson, OL Pete McMahon, RBs Terry Butler and Ben Moa, and WRs Mario Hill and Chris M. Baker.
- 29th Announced that RB Curtis Martin would begin the season on the Physically Unable to Perform (PUP) List. Activated C Trey Teague from the PUP List and placed DT Tui Alalilealeua on Injured Reserve.
- 31th Claimed WR Sloan Thomas off waivers from Tennessee. Acquired TE Sean Ryan from Dallas for an undisclosed draft pick. Acquired C.J. Mosley and an undisclosed draft pick in exchange for QB Brooks Bollinger. Traded TE Doug Jolley to Tampa Bay for an undisclosed draft pick.

**SEPTEMBER, 2006**

- 1st Signed DB Hank Poteat and acquired DE Bobby Hamilton from Oakland for an undisclosed draft pick.
- 2nd Waived offensive linemen Ed Blanton, Marko Cavka, Charles Missant, Steve Morley, Doug Nienhuis and Isaac Snell; WRs Reggie Newhouse, Dante Ridgeway and Sloan Thomas; TEs Joel Dreesen, Joe Kowalewski and Walter Rasby; RB Stacy Tutt; defensive linemen Darrell Adams, Matt McChesney and Brennan Schmidt; LBs Craig Bailey, Blake Costanzo and Darrell McClover; DBs Andre Maddox, Ray Mickens, Hank Poteat and Jamie Thompson.
- 3rd Signed WRs Sloan Thomas and Dante Ridgeway; TE Joe Kowalewski; FB Stacy Tutt; offensive linemen Isaac Snell and Ed Blanton; defensive lineman Matt McChesney and S Jamie Thompson to the practice squad. Claimed TE Zachary Hilton off waivers from New Orleans and DL Rashad Moore off waivers from Oakland. Waived DT Titus Adams and WR Wallace Wright.
- 6th Signed DT Titus Adams and WR Wallace Wright to the practice squad. Waived DT Matt McChesney and WR Dante Ridgeway.
- 15th Signed OL Wade Smith and waived TE Zachary Hilton.
- 20th Signed TE Zachary Hilton and waived FB Jamar Martin. Also signed DT Matt McChesney to the practice squad and waived OL Isaac Snell from the practice squad.
- 27th Signed FB James Hodgins and LBs Cody Spencer and Ryan Riddle. Waived LB/DE Trevor Johnson, OL Norm Katnik and LB Ryan Myers.
- 28th Signed OL Norm Katnik to the practice squad. Released WR Sloan Thomas from the practice squad.

**OCTOBER, 2006**

- 11th Signed CB Hank Poteat and terminated the contract of DB Derrick Strait.
- 23rd Terminated the contract of DL Tui Alalilealeua.

**NOVEMBER, 2006**

- 1st Placed RB Curtis Martin on the Reserve/Physically Unable to Perform List.
- 3rd Signed T Na'Shan Goddard and waived TE Zach Hilton.
- 8th Placed OL Trey Teague on IR. Signed DT Keyonta Marshall to the practice squad and released OL Norm Katnik from the practice squad.
- 23rd Claimed S Guss Scott off waivers from Houston.
- 29th Waived S Guss Scott.

**DECEMBER, 2006**

- 2nd Placed WR Tim Dwight on IR and signed WR Wallace Wright from the practice squad.
- 6th Signed DE Darrell Adams and WR Sloan Thomas to the practice squad. Announced DT Titus Adams was claimed off the practice squad by NYG.
- 10th Signed S Jamie Thompson from the practice squad.
- 13th Signed S Andre Maddox to the practice squad.
- 16th Signed FB Stacy Tutt from the practice squad and waived LB Ryan Riddle.
- 20th Signed DT Vaka Manupuna to the practice squad.
- 27th Signed DT Zarnell Fitch to the practice squad and waived DT Vaka Manupuna from the practice squad.

**JANUARY, 2007**

- 3rd Signed T Ed Blanton from the practice squad to the active roster. Signed OL Charles Missant and CB Alphonso Hodge to the practice squad and waived S Andre Maddox from the practice squad. Placed S Jamie Thompson on IR.
- 8th Signed DE Darrell Adams, CB Alphonso Hodge, TE Joe Kowalewski, DT Keyonta Marshall and DT Matt McChesney to reserve/future contracts.
- 9th Signed DT Zarnell Fitch to a reserve/future contract.
- 10th Signed WR Frisman Jackson to a reserve/future contract.
- 22nd Signed G Adrien Clarke to a reserve/future contract.

**FEBRUARY, 2007**

- 12th Signed WR Phil Silva to a reserve/future contract. Assigned WR Phil Silva and S Jamie Thompson to NFL Europe. Waived G Michael King from NFL Europa Exempt/Injured list.
- 21st Announced coaching changes: Mike MacIntyre secondary coach, Dan Quinn defensive line coach, Brian Daboll quarterback coach, Sal Alosi Head Strength and Conditioning coach, Jerome Henderson assistant secondary coach. Re-signed CB Hank Poteat and signed S Raymond Ventrone to a Reserve/Future contract. Released RB Kevan Barlow and OL Trey Teague.

**MARCH, 2007**

- 1st Signed WR Jerricho Cotchery to a contract extension. Released RB Derrick Blaylock and DL Bobby Hamilton.
- 2nd Released QB Patrick Ramsey.
- 6th Acquired RB Thomas Jones and the 63rd selection in the 2007 NFL Draft from the Chicago Bears in exchange for the 37th selection. Signed DE Kenyon Coleman and re-signed DL Bobby Hamilton.
- 8th Signed FB Darian Barnes.
- 12th Re-signed OL Wade Smith.
- 13th Announced coaching changes: Mike Jones, Assistant Strength and Conditioning Coach; Ben Kotwica, Quality Control - Special Teams and Defense; Mike Bloomgren and Brian Smith, Quality Control - Offense.
- 19th Re-signed T Anthony Clement.
- 22nd Signed DL Michael Haynes.
- 23rd Signed QB Marques Tuiasosopo.
- 26th Signed LB Andre Wadsworth.
- 29th Signed DE David Bowens.

## JETS BIG PLAYS

### TOTAL BIG PLAYS - PASS

Pennington 36	Cotchery 11	Washington 4	Baker 2
Coles 12	McCareins 7		

### TOTAL BIG PLAYS - PASS (20+ YARDS)

Date/Opponent	Players	Yards	Drive Result
9/10 at TEN (W)	Pennington to Coles	*25 yards	Fumble
	Pennington to McCareins	*27 yards	Fumble
	Pennington to Coles	41 yards	Missed FG
	Pennington to Coles	38 yards	12-yard TD pass
9/17 vs NE (L)	Pennington to Coles	20 yards	Punt
	Pennington to McCareins	23 yards	Punt
	Pennington to Cotchery	71 yards	TD
	Pennington to Coles	46 yards	TD
9/24 at BUF (W)	Pennington to Washington	47 yards	TD
10/1 vs IND (L)	Pennington to Cotchery	33 yards	TD
10/8 at JAX (L)	Pennington to Cotchery	20 yards	Blocked punt
10/15 vs MIA (W)	Pennington to Coles	58 yards	TD
10/22 vs DET (W)	Pennington to Coles	22 yards	TD
	Pennington to Cotchery	28 yards	TD
	Pennington to McCareins	44 yards	TD
	Pennington to Cotchery	23 yards	TD
10/30 at CLE (L)	Pennington to Coles	23 yards	FG
11/12 at NE (W)	Pennington to McCareins	23 yards	Punt
11/19 vs CHI (L)	Pennington to Cotchery	22 yards	TD
	Pennington to Cotchery	22 yards	INT
	Pennington to Coles	36 yards	FG
	Pennington to Cotchery	21 yards	FG
12/4 at GB (W)	Pennington to Baker	*28 yards	TD
	Pennington to Cotchery	*35 yards	TD
	Pennington to Cotchery	25 yards	TD
	Pennington to Baker	*22 yards	TD
12/10 vs BUF (L)	Pennington to Cotchery	*21 yards	TD
	Pennington to Coles	23 yards	Punt
	Pennington to McCareins	50 yards	Failed 4 <sup>th</sup> down
	Pennington to Coles	21 yards	TD
12/17 at MIN (W)	Pennington to Coles	*21 yards	FG
	Pennington to McCareins	*20 yards	FG
	Pennington to Washington	28 yards	Downs
	Pennington to McCareins	42 yards	Punt
12/25 at MIA (W)	Pennington to Washington	*20 yards	TD
	Pennington to Cotchery	*32 yards	TD
	Pennington to Washington	64 yards	FG
12/31 vs OAK (W)	None		

**Bold = TD**

\* two or more big pass plays on one drive



Leon Washington



Chad Pennington

### TOTAL BIG PLAYS - RUN

Washington 14	Barlow 3	Pennington 3	Cotchery 1
Houston 5	B. Smith 3	Coles 1	Dwight 1

### TOTAL BIG PLAYS - RUN (10 + YARDS)

Date/Opponent	Players	Yards	Drive Result
9/11 at TEN (W)	Kevan Barlow	*11 yards	Missed FG
	Brad Smith	*12 yards	Missed FG
9/17 vs NE (L)	None		
9/24 at BUF (W)	None		
10/1 vs IND (L)	<b>Cedric Houston</b>	<b>13 yards</b>	<b>TD</b>
	Cedric Houston	13 yards	INT
	Leon Washington	*19 yards	Punt
	Chad Pennington	*13 yards	Punt
10/8 at JAX (L)	Leon Washington	13 yards	Downs
10/15 vs MIA (W)	Leon Washington	12 yards	FG
	<b>Leon Washington</b>	<b>23 yards</b>	<b>TD</b>
	Leon Washington	11 yards	INT
	Leon Washington	*12 yards	FG
10/22 vs DET (W)	Laveranues Coles	*15 yards	FG
	<b>Jerricho Cotchery</b>	<b>*10 yards</b>	<b>TD</b>
	<b>Leon Washington</b>	<b>*16 yards</b>	<b>TD</b>
	Leon Washington	11 yards	Punt
10/30 at CLE (L)	<b>Kevan Barlow</b>	<b>11 yards</b>	<b>TD</b>
11/12 at NE (W)	Kevan Barlow	12 yards	Punt
11/19 vs CHI (L)	Tim Dwight	28 yards	Punt
	Leon Washington	16 yards	Punt
11/26 vs HOU (W)	None		
12/4 at GB (W)	<b>Cedric Houston</b>	<b>10 yards</b>	<b>TD</b>
	<b>Brad Smith</b>	<b>32 yards</b>	<b>TD</b>
	<b>Cedric Houston</b>	<b>*31 yards</b>	<b>TD</b>
	<b>Leon Washington</b>	<b>*20 yards</b>	<b>TD</b>
12/10 vs BUF (L)	Leon Washington	18 yards	Punt
12/17 at MIN (W)	Cedric Houston	20 yards	Punt
12/25 at MIA (W)	Chad Pennington	10 yards	Fumble
	Leon Washington	11 yards	Punt
	Chad Pennington	15 yards	FG
	<b>Brad Smith</b>	<b>20 yards</b>	<b>TD</b>
12/31 vs OAK (W)	<b>Leon Washington</b>	<b>15 yards</b>	<b>TD</b>

**Bold = TD**

\* two or more big runs on one drive



## OPPONENTS BIG PLAYS

### PASS (20+ YARDS)

Date/Opponent	Players	Yards	Drive Result
9/10 at TEN (W)	Collins to Wade	25 yards	End of first half
	Collins to Bennett	*24 yards	Failed 4 <sup>th</sup> down
	Collins to Troupe	*23 yards	Failed 4 <sup>th</sup> down
9/17 vs. NE (L)	Brady to Thomas	*29 yards	FG
	Brady to Graham	*29 yards	FG
	<b>Brady to Watson</b>	<b>23 yards</b>	<b>TD</b>
9/24 at BUF (W)	<b>Losman to Parrish</b>	<b>51 yards</b>	<b>TD</b>
	Losman to Parrish	21 yards	Failed 4 <sup>th</sup> down
	Losman to Royal	*20 yards	Failed 4 <sup>th</sup> down
	Losman to Parrish	*22 yards	Failed 4 <sup>th</sup> down
	Losman to Evans	*27 yards	FG
	Losman to Reed	*31 yards	FG
	<b>Losman to Price</b>	<b>20 yards</b>	<b>TD</b>
10/1 vs. IND (L)	<b>Manning to Wayne</b>	<b>41 yards</b>	<b>TD</b>
10/8 at JAX (L)	<b>Leftwich to Taylor</b>	<b>32 yards</b>	<b>TD</b>
	Leftwich to Wilford	40 yards	FG
10/15 vs. MIA (W)	<b>Harrington to Chambers</b>	<b>*24 yards</b>	<b>TD</b>
	<b>Harrington to Hagan</b>	<b>*24 yards</b>	<b>TD</b>
	<b>Harrington to Welker</b>	<b>25 yards</b>	<b>TD</b>
	Harrington to Chambers	22 yards	Missed FG
10/22 vs. DET (W)	<b>Kitna to Campbell</b>	<b>*22 yards</b>	<b>TD</b>
	<b>Kitna to Williams</b>	<b>*22 yards</b>	<b>TD</b>
	Kitna to Jones	21 yards	INT
	Kitna to Jones	26 yards	FG
10/30 at CLE (L)	<b>Frye to Edwards</b>	<b>20 yards</b>	<b>TD</b>
	<b>Frye to Winslow</b>	<b>30 yards</b>	<b>TD</b>
11/12 at NE (W)	<b>Brady to Gaffney</b>	<b>33 yards</b>	<b>TD</b>
11/19 vs. CHI (L)	Grossman to Muhammad	28 yards	Punt
	<b>Grossman to Bradley</b>	<b>57 yards</b>	<b>TD</b>
	Grossman to Berrain	24 yards	Punt
11/26 vs. HOU (W)	<b>Carr to Johnson</b>	<b>22 yards</b>	<b>TD</b>
12/4 at GB (W)	<b>Favre to Driver</b>	<b>20 yards</b>	<b>TD</b>
12/10 vs. BUF (L)	<b>Losman to L. Evans</b>	<b>77 yards</b>	<b>TD</b>
12/17 at MIN (W)	<b>Johnson to Taylor</b>	<b>30 yards</b>	<b>TD</b>
	<b>Jackson to Williamson</b>	<b>*22 yards</b>	<b>TD</b>
	<b>Jackson to Moore</b>	<b>*35 yards</b>	<b>TD</b>
12/25 at MIA (W)	<b>Lemon to McMichael</b>	<b>20 yards</b>	<b>TD</b>
12/31 vs. OAK (W)	Brooks to Gabriel	28 yards	Downs

**Bold = TD**

\* two or more big pass plays on one drive

### RUN (10+ YARDS)

Date/Opponent	Players	Yards	Drive Result
9/10 at TEN (W)	None		
9/17 vs. NE (L)	<b>Laurence Maroney</b>	<b>14 yards</b>	<b>TD</b>
	<b>Corey Dillon</b>	<b>14 yards</b>	<b>TD</b>
	<b>Corey Dillon</b>	<b>11 yards</b>	<b>TD</b>
	<b>Laurence Maroney</b>	<b>14 yards</b>	<b>TD</b>
	Corey Dillon	10 yards	Blocked FG
9/24 at BUF (W)	Willis McGahee	13 yards	Failed 4 <sup>th</sup> down
	Willis McGahee	32 yards	FG
	Willis McGahee	12 yards	Punt
	<b>J.P. Losman</b>	<b>11 yards</b>	<b>TD</b>
	<b>J.P. Losman</b>	<b>12 yards</b>	<b>TD</b>
10/1 vs. IND (L)	Joseph Addai	*10 yards	FG
	Dominic Rhodes	*16 yards	FG
10/8 at JAX (L)	Fred Taylor	14 yards	FG
10/15 vs. MIA (W)	Ronnie Brown	18 yards	INT
	Ronnie Brown	12 yards	FG
	Ronnie Brown	10 yards	Fumble
10/22 vs. DET (W)	<b>Kevin Jones</b>	<b>24 yards</b>	<b>TD</b>
	Kevin Jones	13 yards	Half
	Devalle Ellis	12 yards	FG
10/30 at CLE (L)	Ruben Droughns	*11 yards	FG
	Ruben Droughns	*10 yards	FG
	Charlie Frye	17 yards	Punt
11/12 at NE (W)	Corey Dillon	50 yards	FG
11/19 vs. CHI (L)	Thomas Jones	13 yards	Punt
	Cedric Benson	14 yards	Punt
	Thomas Jones	17 yards	Punt
	Thomas Jones	*19 yards	FG
	Thomas Jones	*13 yards	FG
11/26 vs. HOU (W)	None		
12/4 at GB (W)	Ahman Green	11 yards	Missed FG
	Ahman Green	35 yards	Missed FG
	Ahman Green	12 yards	FG
	Brett Favre	*11 yards	Failed 4 <sup>th</sup> down
	Ahman Green	*15 yards	Failed 4 <sup>th</sup> down
	Brett Favre	13 yards	End of game
12/11 vs. BUF (L)	<b>Willis McGahee</b>	<b>57 yards</b>	<b>TD</b>
	Roscoe Parrish	11 yards	Fumble
	<b>Willis McGahee</b>	<b>*16 yards</b>	<b>TD</b>
	<b>Willis McGahee</b>	<b>*11 yards</b>	<b>TD</b>
12/17 at MIN (W)	None		
12/25 at MIA (W)	Ronnie Brown	11 yards	Punt
	Ronnie Brown	10 yards	Punt
	Ronnie Brown	13 yards	Punt
	<b>Ronnie Brown</b>	<b>17 yards</b>	<b>TD</b>
12/31 vs. OAK (W)	Justin Fargas	12 yards	FG
	Justin Fargas	11 yards	Punt

**Bold = TD**

\* two or more big runs on one drive

## THE LAST TIME...

### INTERCEPTION RETURN FOR A TD

**By Jets** Mark Brown vs. BUF (Kelly Holcomb), returns 33 yards, 1/1/06  
**By Opp.** Nate Clements vs. BUF (Chad Pennington), returns 58 yards, 12/10/06

### PUNT RETURN FOR A TD

**By Jets** Santana Moss at San Diego (52 yards), 11/3/02  
**By Opp.** Philip Buchanon at Oakland (78 yards), 11/9/03

### KICKOFF RETURN FOR A TD

**By Jets** Justin Miller at Cleveland (99 yards) 10/29/06  
**By Opp.** Tim Dwight at San Diego (87 yards), 9/19/04

### FIELD GOAL BLOCKED

**By Jets** Bryan Thomas blocked Stephen Gostkowski's 29-yard attempt vs. New England, 9/17/06  
**By Opp.** Eric Hicks blocked Mike Nugent's 28-yard attempt at Kansas City, 9/11/05

### PUNT BLOCKED

**By Jets** Jason Glenn blocked Brian Moorman's punt (ball rolled out of bounds at BUF 24 (-16 yards) at BUF, 9/8/02  
**By Opp.** Gerald Sensabaugh blocked Ben Graham's punt (recovered by J. Cordova), at Jacksonville, 10/8/06

### FUMBLE RETURN FOR A TD

**By Jets** Victor Hobson (32 yards), Kerry Rhodes FF, at Buffalo 9/24/06  
**By Opp.** Chauncey Davis (24 Yards), R. Coleman FF at Atlanta, 10/24/05

### SAFETY

**By Jets** Jeff Grau (MIA) snapped the ball out of the end zone, at Miami, 12/28/03  
**By Opp.** Curtis Martin tackled for a (-1) yard loss in End Zone, 10/7/04 at Buffalo

### 100-YARD RUSHING GAME INDIVIDUAL

**By Jets** Cedric Houston (22-105 2 TD, 4.8) at Green Bay, 12/3/06  
**By Opp.** Ronnie Brown (18-110 0 TD, 6.1) at Miami, 12/25/06

### CONSECUTIVE 100-YARD RUSHERS

**By Jets** Curtis Martin at Miami 10/3/04 (24-110 4.6), at San Diego 9/19/04 (32-119-3.7), vs. Cincinnati 9/12/04 (29-196-6.8)  
**By Opp.** Ahman Green (14-102 0 TD, 7.3) at Green Bay, 12/3/06 and Willis McGahee (16-125 1 TD, 7.8) vs. Buffalo, 12/10/06

### 300-YARD PASSING GAME INDIVIDUAL

**By Jets** Chad Pennington at Minnesota, 12/17/06 (39-29-339, 1 TD, 1 INT)  
**By Opp.** David Carr, vs. Houston, 11/26/06 (54-39-307, 1 TD 1 INT)

### 100-YARD RECEIVING GAME-INDIVIDUAL

**By Jets** Leon Washington (4-108-0) at Miami, 12/25/06  
**By Opp.** Mike Furrey (9-109-1), vs. Detroit, 10/22/06

### SHUTOUT

**By Jets** vs. Pittsburgh, 12/14/03 (6-0 Win)  
**By Opp.** vs. Chicago, 11/19/06 (10-0 Loss)

### GAME WITHOUT A TD

**By Jets** vs. Chicago, 11/19/06 (10-0 Loss)  
**By Opp.** vs. Oakland, 12/31/06 (23-3 Win)

### GAME WITHOUT AN OFFENSIVE TD

**By Jets** vs. Chicago, 11/19/06 (10-0 Loss)  
**By Opp.** vs. Oakland, 12/31/06 (23-3 Win)

### 200-YARDS RUSHING IN A GAME (TEAM)

**By Jets** 221 vs. Detroit, 10/22/06 (42 attempts)  
**By Opp.** 205 at Atlanta, 10/24/05 (38 attempts)

### 300-YARDS RUSHING IN A GAME (TEAM)

**By Jets** 302 vs. Indianapolis, 9/20/98 (44 attempts)  
**By Opp.** 328 at New England, 9/18/83 (47 attempts)

### 300-YARD PASSING GAME TEAM (NET)

**By Jets** 323 at Minnesota, 12/17/06 (40-29, 1 TD) (QB Chad Pennington)  
**By Opp.** 309 vs. Houston, 11/26/06 (54- 39, 1 TD-1 INT) (QB David Carr)

### 400-YARD PASSING GAME (TEAM)

**By Jets** 481 at Baltimore, 12/24/00 (QB Vinny Testaverde)  
**By Opp.** 432 at St. Louis, 1/2/05 (40-29-450-3 TD-2 INT) (QB Marc Bulger)

### 400 TOTAL YARDS IN A GAME (TEAM)

**By Jets** 441 at Green Bay, 12/3/06 (178 rushing, 263 passing)  
**By Opp.** 475 at Buffalo, 9/24/06 (169 rushing, 306 passing)

### 500 TOTAL YARDS IN A GAME

**By Jets** 524 at Baltimore, 12/24/00 (51 rushing, 473 passing)  
**By Opp.** 538 at Indianapolis, 11/16/03 (145 rushing, 393 passing)

### 40 OR MORE TOTAL POINTS

**By Jets** 41 vs. Miami, 11/1/04 (41-14 win)  
**By Opp.** 41 at Jacksonville, 10/8/06 (41-0 loss)

### 50 OR MORE TOTAL POINTS

**By Jets** 51 vs. Miami, 9/21/86 (51-45 OT win)  
**By Opp.** 52 at Miami, 9/3/95 (52-14 loss)

### UNDER 50 YARDS RUSHING

**By Jets** 27 vs. Houston, 11/26/06 (26-27-1.0)  
**By Opp.** 25 vs. Houston, 11/26/06 (14-25-1.8)

### UNDER 100 YARDS PASSING (NET)

**By Jets** 71 at Jacksonville, 10/8/06  
**By Opp.** 84 vs. Oakland, 12/11/05

### 6 OR MORE SACKS

**By Jets** 6 vs. Oakland, 12/11/05 (6-40)  
**By Opp.** 6 at Jacksonville, 10/8/06 (6-26)

### 3 OR MORE INT

**By Jets** 3 at Jacksonville, 10/8/06  
**By Opp.** 4 at Carolina, 11/13/05

### TWO RECEIVERS WITH 2 TD IN THE SAME GAME

**By Jets** Wayne Chrebet and Jeff Graham, 2 TD each at Seattle, 8/31/97  
**By Opp.** Andre Reed and Steve Tasker, 2 TD each, at Buffalo, 11/24/96

### MISSED FG RETURNED FOR A TOUCHDOWN

**By Jets** \*\*Aaron Glenn 104-yard TD return, at Indianapolis, 11/15/98 (Mike Vanderjagt 63-yard FG attempt)  
**By Opp.** Never

\*\*Longest Play in Jets History



Aaron Glenn



RECORDS

## ALL-TIME SUPERLATIVES

### JETS' ALL-TIME SINGLE GAME HIGHS & LOWS

	High	Low
Total Net Yards	597 vs MIA 11/27/88	72 vs CIN 12/12/76
First Downs	35 vs TB 11/17/85	6 vs CIN 12/12/76
Net Rushing Yards	333 at NE 10/15/72	5 at OAK 12/10/00 vs BUF 10/30/96
Rushing Attempts	58 at NE 10/14/73	8 at DEN 11/11/05
Net Passing Yards	490 at BAL 9/24/72	-1 vs DAL 12/21/75
Pass Attempts	69 at BAL 12/23/00	7 at NE 10/14/73
Pass Completions	42 vs SEA 12/6/98 vs SF 9/21/80	1 at NE 10/14/73
Passes Intercepted	8 at BAL 9/23/73	
Sacks Allowed	11 vs DAL 10/4/87	
Penalties	17 vs MIA 10/18/87	
Yards Penalized	161 at CLE 9/21/70	0 five times, last vs KC 11/11/01
Points	62 vs TB 11/17/85	0 19 times, last vs CHI 11/19/06
Touchdowns	8 vs TB 11/17/85	

### OPPONENTS' ALL-TIME SINGLE GAME HIGHS & LOWS

	High	Low
Total Net Yards	621 vs CIN 12/21/86	57 vs NE 9/19/82
First Downs	39 vs MIA 11/27/88	5 at BAL 12/24/00 at NE 9/19/82 at BOS 11/22/70 at NE 10/12/86 vs OAK 10/10/64
Net Rushing Yards	343 at PIT 9/20/81	17 vs OAK 10/10/64
Rushing Attempts	64 at BUF 9/21/75	10 at NE 10/12/86
Net Passing Yards	521 at MIA 10/23/88	-4 at NE 9/19/82
Pass Attempts	60 at CHI 11/23/97 at MIA 10/23/88	2 at BUF 9/29/74
Pass Completions	39 vs HOU 11/26/06	0 at BUF 9/29/74
Passes Intercepted	7 vs NE 11/21/76	
Sacks Allowed	10 vs BUF 11/23/61	
Penalties	16 vs DAL 10/4/87 at CIN 10/6/85	
Yards Penalized	148 at SD 10/13/63	0 at IND 10/30/94 at BOS 11/19/67 eight times, last vs PIT 12/14/03
Points	56 at NE 9/9/79 at HOU 10/14/62	
Touchdowns	8 at NE 9/9/79 at NE 10/29/78 at HOU 10/14/62	



Steve O'Neal





### JETS' ALL-TIME INDIVIDUAL BEST

Yards Rushing	203	Curtis Martin vs IND 12/03/00
Rushing Attempts	40	Johnny Hector vs NE 10/12/86 Adrian Murrell vs CIN 9/28/97
Longest Run	90	Johnny Johnson vs CHI 9/25/94
Longest run for a TD	78t	Bruce Harper at ATL 10/23/83
Yards Passing (gross)	496	Joe Namath at BAL 9/24/72
Passes Attempted	69	Vinny Testaverde at BAL 12/24/00
Passes Completed	42	Vinny Testaverde vs SEA 12/6/98 Richard Todd vs SF 9/21/80
TD Passes	6	Joe Namath at BAL 9/24/72
Yards Receiving	228	Don Maynard at OAK 11/17/68
Receptions	17	Clark Gaines vs SF 9/21/80
Longest Pass Completion	96t	Ken O'Brien to Wesley Walker at BUF 12/8/85
Longest Pass for a TD	96t	Ken O'Brien to Wesley Walker at BUF 12/8/85
Longest Punt	98	(NFL record) Steve O'Neal at DEN 9/21/69
Longest Punt Return	98t	Terance Mathis vs DAL 11/4/90
Longest Field Goal Made	55	John Hall at SEA 8/31/97 Pat Leahy vs CHI 12/14/85
QB Sacks	4	John Abraham at NO 11/4/01 Mark Gastineau (3 times) Mark Lomas at BUF 10/4/70
Interceptions	3	Dainard Paulson vs OAK 9/28/63 Bill Baird vs BOS 10/31/64 Rich Sowell at BAL 9/23/73 Erik McMillan at MIA 10/23/88 Marcus Turner at MIN 11/20/94 Marcus Coleman vs MIA 10/23/00 Ty Law vs BUF 11/1/06
Longest Interception Return	100t	Aaron Glenn at MIA 9/15/96
Longest Interception Return for TD	100t	Aaron Glenn at MIA 9/15/96
Longest Field Goal Return for a TD	104t	Aaron Glenn at IND 11/15/98
	97t	(AFL record) Marshall Starks vs HOU 9/22/63

### OPPONENTS' INDIVIDUAL BEST

Most Points	30	Cookie Gilchrist at BUF 12/8/63 Billy Cannon vs HOU 12/10/61
Yards Rushing	243	Cookie Gilchrist at BUF 12/8/63
Rushing Attempts	40	Lydell Mitchell vs BAL 10/20/74 Curtis Martin at NE 9/14/97
Rushing TD	5	Cookie Gilchrist at BUF 12/8/63
Longest Run	96	Garrison Hearst at SF 9/6/98
Longest run for a TD	96	Garrison Hearst at SF 9/6/98
Yards Passing (gross)	521	Dan Marino at MIA 10/23/88
Passes Attempted	60	Erik Kramer at CHI 11/16/96 Dan Marino at MIA 10/23/88
Passes Completed	39	David Carr vs HOU 11/26/06
TD Passes	7	George Blanda at HOU 11/19/61
Passes Had Intercepted	5	Dan Marino at MIA 10/23/88 Kyle Mackey vs MIA 10/18/87 Ken Stabler at NY 10/21/79 Mike Taliaferro vs BOS 10/27/68 Babe Parilli vs BOS 10/31/64
Yards Receiving	255	Jerry Butler at BUF 9/23/79
Receptions	13	Haywood Jeffries vs HOU 10/13/91 Thurman Thomas vs BUF 9/15/91 Lydell Mitchell at BAL 12/15/74
TD Passes Caught	4	Mark Ingram vs MIA 11/27/94 Jerry Butler at BUF 9/23/79
Longest Pass Completion	93t	Tom Flores to Dobie Craig vs OAK 10/20/63
Longest Pass for a TD	93t	Tom Flores to Dobie Craig vs OAK 10/20/63
Most Punts	11	Jim Fraser at BOS 10/2/66
Longest Punt	82	Luke Prestridge at NE 10/28/84
Punt Returns	8	Tom Pharr vs BUF 9/29/68
Punt Return Yardage	173	Jermaine Lewis at Bal 12/24/00
Longest Punt Return	95t	Speedy Duncan at SD 11/24/68
Kickoff Returns	8	Willie Porter vs. BOS at Birmingham, AL 9/22/68
Kickoff Return Yardage	209	Tim Dwight at SD 9/19/04
Longest Kickoff Return	104t	Ken Hall vs HOU 10/23/60
Field Goals	6	Steve Christie vs BUF 10/20/96
Longest Field Goal	59	Pete Stoyanovich vs MIA 11/12/89
Longest Field Goal Return	71	Ken Houston vs HOU 10/15/67
Interceptions	4	Willie Brown at DEN 11/15/64
Interception Return Yardage	137	Tom Janik at BUF 9/29/68
Longest Interception Return	100t	Tom Janik at BUF 9/29/68
Longest Interception Return for TD	100t	Tom Janik at BUF 9/29/68
Longest Fumble Return	95t	Chuckie Nwokorie vs IND 9/9/01



Mark Lomas




Clark Gaines



## SCORING RECORDS

### ALL-TIME SCORING

Player	Season	G	TD	Rush	Rec	Ret	XPM	XPA	FGM	FGA	2pt	Pts
1. Pat Leahy	1974-1991(18)	250	0	0	0	0	558	584	304	426	0	1,470
2. Jim Turner	1964-1970(7)	98	0	0	0	0	238	242	153	256	0	697
3. John Hall	1967-2002(6)	95	0	0	0	0	205	210	149	203	0	652
4. Don Maynard	1960-1972(13)	172	88	0	88	0	0	0	0	0	2	532
5. Wesley Walker	1977-1989(13)	154	71	0	71	0	0	0	0	0	0	428
6. Emerson Boozer	1966-1975(10)	118	65	52	12	1	0	0	0	0	0	390
7. Curtis Martin	1998-2005(8)	123	63	58	5	0	0	0	0	0	1	380
8. Freeman McNeil	1981-1992(12)	144	50	38	12	0	0	0	0	0	0	300
9. Bill Mathis	1960-1969(10)	137	46	37	9	0	0	0	0	0	3	282
10. Bobby Howfield	1971-1974(4)	49	0	0	0	0	100	106	58	87	0	274
11. Johnny Hector	1983-1992(10)	126	44	41	3	0	0	0	0	0	0	264
12. Wayne Chrebet	1995-2005(11)	152	41	0	41	0	0	0	0	0	0	246
13. Jerome Barkum	1972-1983(12)	158	40	0	40	0	0	0	0	0	0	240
14. Nick Lowery	1994-1996(3)	46	0	0	0	0	76	78	54	68	0	238
15. Mickey Shuler	1978-1989(12)	160	37	0	37	0	0	0	0	0	0	222
16. Rich Caster	1970-1977(8)	107	36	0	36	0	0	0	0	0	0	216
17t. Brad Baxter	1989-1995(7)	94	35	35	0	0	0	0	0	0	0	210
17t. Doug Brien	2003-2004(2)	32	0	0	0	0	57	58	51	61	0	210
19. Mike Nugent	2005-2006(2)	32	0	0	0	0	58	59	46	55	0	196
20. Keyshawn Johnson	1996-1999(4)	62	32	1	31	0	0	0	0	0	1	194
21t. John Riggins	1971-1975(5)	61	31	25	6	0	0	0	0	0	0	186
21t. Matt Snell	1964-1972(9)	87	31	24	7	0	0	0	0	0	0	186
21t. Al Toon	1985-1992(8)	107	31	0	31	0	0	0	0	0	0	186
24. Bill Shockley	1960-1962(3)	34	2	0	2	0	89	93	25	54	0	176
25. George Sauer	1965-1970(6)	84	28	0	28	0	0	0	0	0	2	172
26. Kevin Long	1977-1981(5)	73	28	25	3	0	0	0	0	0	0	168
27. Art Powell	1960-1962(3)	42	27	0	27	0	0	0	0	0	0	162
28. Laveranues Coles	2000-2006(5)	77	24	0	24	0	0	0	0	0	2	148
29. Cary Blanchard	1992-1993(2)	27	0	0	0	0	48	48	33	48	0	147
30. Rob Moore	1990-1994(5)	76	22	0	22	0	0	0	0	0	2	136



Bill Mathis



Pat Leahy

31t. Scott Dierking	1977-1983(7)	102	22	18	4	0	0	0	0	0	0	132
31t. Bake Turner	1963-1969(7)	90	22	0	22	0	0	0	0	0	0	132
33t. Bruce Harper	1977-1984(8)	99	21	8	12	1	0	0	0	0	0	126
33t. Santana Moss	2001-2004(4)	51	21	0	19	2	0	0	0	0	0	126
35. Tony Paige	1984-1986(3)	48	20	17	3	0	0	0	0	0	0	120
36. Adrian Murrell	1993-1997(5)	73	18	15	3	0	0	0	0	0	0	108
37. Anthony Becht	2000-2004(5)	78	17	0	17	0	0	0	0	0	2	106
38. Dick Guesman	1960-1963(4)	45	0	0	0	0	56	58	14	40	0	98
39. Johnny Mitchell	1992-1995(4)	53	16	0	16	0	0	0	0	0	0	96
40t. Dick Christy	1961-1963(3)	39	14	6	4	4	0	0	0	0	0	84
40t. Clark Gaines	1976-1980(5)	65	14	8	6	0	0	0	0	0	0	84
40t. Pete Lammons	1966-1971(6)	83	14	0	14	0	0	0	0	0	0	84
40t. Mark Smolinski	1963-1968(6)	81	14	8	5	1	0	0	0	0	0	84
40t. Richard Todd	1976-1983(8)	102	14	14	0	0	0	0	0	0	0	84
45. Lam Jones	1980-1984(5)	61	13	0	13	0	0	0	0	0	0	78
46t. Richie Anderson	1993-2002(10)	134	12	2	10	0	0	0	0	0	0	72
46t. Eddie Bell	1970-1975(6)	81	12	0	12	0	0	0	0	0	0	72
48t. Chris Burkett	1989-1993(5)	76	11	0	10	1	0	0	0	0	0	66
48t. Al Dorow	1960-1961(2)	28	11	0	0	0	0	0	0	0	0	66
48t. LaMont Jordan	2001-2004(4)	62	11	10	1	0	0	0	0	0	0	66
48t. George Nock	1969-1971(3)	30	11	8	3	0	0	0	0	0	0	66
48t. Roger Vick	1987-1989(3)	44	11	9	2	0	0	0	0	0	0	66
48t. Dedric Ward	1997-2000(4)	59	11	0	11	0	0	0	0	0	0	66

For a complete list, log on to [newyorkjets.com](http://newyorkjets.com)

### TOP 10 CAREER

#### TOUCHDOWNS

1. Don Maynard (WR)	88
2. Wesley Walker (WR)	71
3. Emerson Boozer (RB)	65
4. Curtis Martin (RB)	63
5. Freeman McNeil (RB)	50
6. Bill Mathis (HB)	46
7. Johnny Hector (RB)	44
8. Wayne Chrebet (WR)	41
9. Jerome Barkum (TE)	40
10. Mickey Shuler (TE)	37

#### FIELD GOALS MADE

1. Pat Leahy	304
2. Jim Turner	153
3. John Hall	149
4. Bobby Howfield	58
5. Nick Lowery	54
6. Doug Brien	51
7. Mike Nugent	46
8. Cary Blanchard	33
9. Bill Shockley	25
10. Dick Guesman	14

#### EXTRA POINTS MADE

1. Pat Leahy	558
2. Jim Turner	238
3. John Hall	205
4. Bobby Howfield	100
5. Bill Shockley	89
6. Nick Lowery	76
7. Mike Nugent	58
8. Doug Brien	57
9. Dick Guesman	56
10. Cary Blanchard	48

### TOP 5 SEASON

#### TOUCHDOWNS

1t. Art Powell	1960	14
1t. Don Maynard	1965	14
1t. Emerson Boozer	1972	14
4. Emerson Boozer	1967	13
5t. Wesley Walker	1986	12
5t. Curtis Martin	2004	12

#### FIELD GOALS MADE

1. Jim Turner	1968	34
2. Jim Turner	1969	32
3. John Hall	1997	28
4t. Bobby Howfield	1972	27
4t. John Hall	1999	27

#### EXTRA POINTS MADE

1. Bill Shockley	1960	47
2. John Hall	1998	45
3. Pat Leahy	1986	44
4t. Jim Turner	1968	43
4t. Pat Leahy	1985	43



### SINGLE SEASON SCORING

Player	Year	G	TD	XPM	XPA	FGM	FGA	2pt	Pts
1. Jim Turner	1968	14	0	43	43	34	46	0	145
2. Jim Turner	1969	14	0	33	33	32	47	0	129
3t. Bobby Howfield	1972	14	0	40	41	27	37	0	121
3t. Pat Leahy	1985	16	0	43	45	26	34	0	121
5t. John Hall	1997	16	0	36	36	28	41	0	120
5t. John Hall	1998	16	0	45	46	25	35	0	120
7. Pat Leahy	1981	16	0	38	39	25	36	0	113
8. Pat Leahy	1988	16	0	43	43	23	28	0	112
9t. John Hall	1999	16	0	27	29	27	33	0	108
9t. Pat Leahy	1991	15	0	30	30	26	37	0	108

### TOP SINGLE GAME SCORING PERFORMANCES

Player	Date	POINTS	TD	PAT	FG	Points
1. Wesley Walker	9/21/86	vs. MIA	4	0	0	24
2t. Jim Turner	11/3/68	vs. BUF	0	1	6	19
2t. Pat Leahy	9/16/84	vs. CIN	0	4	5	19

18 points has been accomplished 28 times by members of the New York Jets.

### TOUCHDOWNS

1. Wesley Walker 9/21/86 vs. MIA 4
2. Three touchdowns in a game has been accomplished 27 times

### FIELD GOALS

1t. Jim Turner	11/3/68	vs. BUF	6 (8 attempts)
1t. Bobby Howfield	12/3/72	vs. NO	6 (7 attempts)
3t. Pat Leahy	9/16/84	vs. CIN	5 (5 attempts)
3t. John Hall	12/23/01	at IND	5 (6 attempts)

### POINTS AFTER TOUCHDOWN

1. Pat Leahy 11/17/85 vs. TB 8 (8 attempts)
2. Jim Turner 9/18/66 vs. HOU 7 (7 attempts)
3. Six successful PAT has been accomplished 12 times



Mike Nugent

### LONGEST FIELD GOALS

Player	Date	Opp	Yds
1t. Pat Leahy	12/14/85	vs. CHI	55
1t. John Hall	8/31/97	at SEA	55
3t. Mike Nugent	11/26/06	vs. HOU	54
3t. John Hall	10/11/98	at STL	54
5t. Pat Leahy	10/20/85	at NE	53
5t. John Hall	10/5/97	vs. IND	53
5t. John Hall	1/6/02	at OAK	53
5t. Doug Brien	10/3/04	at MIA	53
9t. Mike Nugent	12/17/06	at MIN	52
9t. Pat Leahy	9/6/84	vs. PIT	52
9t. Pat Leahy	10/20/85	at NE	52
9t. John Hall	9/16/97	vs. BUF	52

### MOST CONSECUTIVE FIELD GOALS MADE

Player	Year(s)	Streak
1. Pat Leahy	1985-86	22
2. Mike Nugent	2006	18
3. Pat Leahy	1990	17
4. Nick Lowery	1994	13
5. Pat Leahy	1981	11
6t. Pat Leahy	1986-87	10
6t. Pat Leahy	1988-89	10
8t. Pat Leahy	1977-78	9
8t. Pat Leahy	1985	9
8t. Cary Blanchard	1992	9
8t. John Hall	2002	9
8t. Doug Brien	2004	9
8t. Doug Brien	2004	9



Cary Blanchard



Jim Turner

### BEST SINGLE-SEASON FIELD GOAL PERCENTAGE IN JETS' HISTORY

Rank	Name	Year	FGM	FGA	Pct
1.	Mike Nugent	2006	24	27	88.9
2.	Pat Leahy	1990	23	26	88.5
3.	Nick Lowery	1994	20	23	87.0
4.	Doug Brien	2003	27	32	84.4
5.	Doug Brien	2004	24	29	82.8

## PASSING RECORDS

### ALL-TIME PASSING YARDAGE

Player	Season	G	Att	Cmp	Pct	Yds	Y/A	TD	Int	Lg	Rate
1. Joe Namath	1965-1976(12)	136	3,655	1,836	50.2	27,057	7.40	170	215	91	65.8
2. Ken O'Brien	1984-1992(9)	124	3,465	2,039	58.8	24,386	7.04	124	95	961	81.0
3. Richard Todd	1976-1983(8)	102	2,623	1,433	54.6	18,241	6.95	110	138	871	68.6
4. Vinny Testaverde	1998-2005(7)	65	1,854	1,094	59.0	12,497	6.74	77	58	821	80.2
5. Chad Pennington	2000-2006(7)	61	1,659	1,080	65.1	11,973	7.22	72	46	711	89.3
6. Boomer Esiason	1993-1995(3)	43	1,302	764	58.7	8,478	6.51	49	39	77	78.2
7. Al Dorow	1960-1961(2)	28	834	398	47.7	5,399	6.47	45	56	-	58.8
8. Dick Wood	1963-1964(2)	25	710	329	46.3	4,502	6.34	35	44	-	57.7
9. Pat Ryan	1978-1989(12)	141	631	354	56.1	4,222	6.69	31	51	50	72.6
10. Neil O'Donnell	1962-1997(2)	21	648	369	56.9	3,943	6.08	21	14	781	76.7
11. Al Woodall	1969-1974(5)	31	503	246	48.9	2,970	5.90	18	23	67	60.3
12. Matt Robinson	1977-1979(3)	35	351	161	45.9	2,503	7.13	15	26	771	53.4
13. Browning Nagle	1991-1993(3)	18	403	199	49.4	2,361	5.86	7	17	51	55.9
14. Frank Reich	1996-1996(1)	10	331	175	52.9	2,205	6.66	15	16	521	68.9
15. Glenn Foley	1994-1998(5)	18	352	189	53.7	2,186	6.21	10	16	48	63.2
16. Ray Lucas	1997-2000(4)	35	320	186	58.1	1,939	6.06	14	11	561	76.0
17. Johnny Green	1962-1963(2)	12	264	130	49.2	1,751	6.63	10	19	-	53.4
18. Brooks Bollinger	2004-2005(2)	12	275	155	56.4	1,618	5.88	7	6	601	73.0
19. Mike Taliaferro	1964-1967(4)	45	253	98	38.7	1,145	4.53	8	15	337	39.1
20. Rick Mirer	1999-1999(1)	8	176	95	54.0	1,062	6.03	5	9	50	60.4
21. Lee Grosscup	1962-1962(1)	8	126	57	45.2	855	6.79	8	8	-	62.8
22. Bob Davis	1970-1972(3)	28	160	65	40.6	804	5.03	12	9	44	58.4
23. Bubby Brister	1995-1995(1)	9	170	93	54.7	726	4.27	4	8	32	53.7
24. Galen Hall	1963-1963(1)	13	118	45	38.1	611	5.18	3	9	-	32.1
25. Dick Jamieson	1960-1961(2)	14	70	35	50.0	586	8.37	6	2	-	95.3
26. Babe Parilli	1968-1969(2)	28	79	43	54.4	539	6.82	7	3	401	89.6
27. Quincy Carter	2004-2004(1)	7	58	35	60.3	498	8.59	3	1	691	98.2
28. Jack Trudeau	1994-1994(1)	5	91	50	54.9	496	5.45	1	4	241	55.9
29. Butch Songin	1962-1962(1)	7	90	42	46.7	442	4.91	2	7	-	36.4
30. Tony Eason	1989-1990(2)	18	64	35	54.7	410	6.41	1	3	631	60.0
31. David Norrie	1987-1987(1)	2	68	35	51.5	376	5.53	1	4	411	48.4
32. John Jones	1975-1975(1)	7	57	16	28.1	181	3.18	1	5	20	9.6
33. Tom Tupa	1999-2001(3)	47	12	7	58.3	174	14.50	2	0	65	142.4
34. Bill Demory	1973-1974(2)	7	39	12	30.8	159	4.08	2	8	311	22.2
35t. Kyle Mackey	1989-1989(1)	4	25	11	44.0	125	5.00	0	1	22	42.9
35t. Troy Taylor	1990-1991(2)	7	20	12	60.0	125	6.25	2	1	51	90.6
37. Harold Stephens	1962-1962(1)	6	22	15	68.2	123	5.59	0	0	-	82.2
38. Marty Domres	1977-1977(1)	12	40	17	42.5	113	2.83	1	1	18	47.9
39. Jay Fiedler	2005-2005(1)	2	13	8	61.5	107	8.23	1	0	231	113.3
40. Bob Scrabis	1960-1962(3)	24	26	7	26.9	82	3.15	1	3	-	13.5
41. Pete Liske	1964-1964(1)	2	18	9	50.0	55	3.06	0	2	-	16.9
42. Jeff Blake	1992-1992(1)	3	9	4	44.4	40	4.44	0	1	19	18.1
43. Curtis Martin	1998-2005(8)	123	2	2	100.0	36	18.00	2	0	181	158.3
44. Bob Gresham	1975-1976(2)	21	1	1	100.0	29	29.00	0	0	29	118.8
45. Al Toon	1985-1992(8)	107	3	1	33.3	27	9.00	0	0	27	67.4
46t. Brian Hansen	1994-1998(5)	70	1	1	100.0	26	26.00	0	0	26	118.8
46t. Matt Snell	1964-1972(9)	87	3	1	33.3	26	8.67	0	1	26	26.4
48. Jim Turner	1964-1970(7)	98	4	2	50.0	25	6.25	0	0	13	69.8
49. Kliff Kingsbury	2005-2005(1)	1	2	1	50.0	17	8.50	0	0	17	79.2
50t. Dave Jennings	1985-1987(3)	44	1	1	100.0	16	16.00	0	0	16	118.8
50t. Blair Thomas	1990-1993(4)	51	1	1	100.0	16	16.00	1	0	161	158.3

For a complete list, log on to [newyorkjets.com](http://newyorkjets.com)



Ken O'Brien

### TOP 10 CAREER

#### ATTEMPTS

1.	Joe Namath	3,655
2.	Ken O'Brien	3,465
3.	Richard Todd	2,623
4.	Vinny Testaverde	1,854
5.	Chad Pennington	1,659
6.	Boomer Esiason	1,302
7.	Al Dorow	834
8.	Dick Wood	710
9.	Neil O'Donnell	648
10.	Pat Ryan	631

#### COMPLETIONS

1.	Ken O'Brien	2,039
2.	Joe Namath	1,836
3.	Richard Todd	1,433
4.	Vinny Testaverde	1,094
5.	Chad Pennington	1,080
6.	Boomer Esiason	764
7.	Al Dorow	398
8.	Neil O'Donnell	369
9.	Pat Ryan	354
10.	Dick Wood	329

#### COMPLETION % (MINIMUM 500 ATTS)

1.	Chad Pennington	65.1%
2.	Vinny Testaverde	59%
3.	Ken O'Brien	58.8%
4.	Boomer Esiason	57.7%
5.	Neil O'Donnell	56.9%
6.	Pat Ryan	56.1%
7.	Richard Todd	54.6%
8.	Joe Namath	50.2%
9.	Al Woodall	48.9%
10.	Al Dorow	47.7%

#### PASSING YARDS

1.	Joe Namath	27,057
2.	Ken O'Brien	24,386
3.	Richard Todd	18,241
4.	Vinny Testaverde	12,497
5.	Chad Pennington	11,973
6.	Boomer Esiason	8,478
7.	Al Dorow	5,399
8.	Dick Wood	4,502
9.	Pat Ryan	4,222
10.	Neil O'Donnell	3,943

#### TOUCHDOWNS

1.	Joe Namath	170
2.	Ken O'Brien	124
3.	Richard Todd	110
4.	Vinny Testaverde	77
5.	Chad Pennington	72
6.	Boomer Esiason	49
7.	Al Dorow	45
8.	Dick Wood	35
9.	Pat Ryan	31
10.	Neil O'Donnell	21

#### INTERCEPTIONS

1.	Joe Namath	215
2.	Richard Todd	138
3.	Ken O'Brien	95
4.	Vinny Testaverde	58
5.	Al Dorow	56
6.	Chad Pennington	46
7.	Dick Wood	44
8.	Boomer Esiason	39
9.	Pat Ryan	31
10.	Matt Robinson	26

#### QB RATING (MIN 500 ATTS)

1.	Chad Pennington	89.3
2.	Ken O'Brien	81.0
3.	Vinny Testaverde	80.2
4.	Boomer Esiason	78.2
5.	Neil O'Donnell	76.7
6.	Pat Ryan	72.6
7.	Richard Todd	68.6
8.	Joe Namath	65.8
9.	Al Woodall	60.3
10.	Al Dorow	58.8



# SINGLE SEASON - PASSING YARDAGE

Player	Season	Att	Cmp	Pct	Yds	TD	Int	Rating
1. Joe Namath	1967	491	258	.525	4,007	26	28	73.8
2. Ken O'Brien	1985	488	297	.609	3,818	25	8	95.6
3. Vinny Testaverde	2000	590	328	.556	3,732	21	25	69.0
4. Ken O'Brien	1986	482	300	.622	3,690	25	20	85.8
5. Richard Todd	1983	518	308	.595	3,478	18	26	70.3
6. Boomer Esiason	1993	473	288	.609	3,421	16	11	84.5
7. Joe Namath	1966	471	232	.493	3,379	19	27	62.6
8. Chad Pennington	2006	485	313	.645	3,352	17	16	82.6
9. Ken O'Brien	1989	477	288	.604	3,346	12	18	74.3
10. Richard Todd	1980	479	264	.551	3,329	17	30	62.7

# SINGLE GAME

## PASSING YARDS

Player	Opp	Date	Yds
1. Joe Namath	at BAL	9/23/72	496
2. Vinny Testaverde	at BAL	12/24/00	481
3. Ken O'Brien	vs. MIA	9/21/86	479
4. Richard Todd	vs. SF	9/21/80	447
5. Richard Todd	vs. LA Rams	9/25/83	446

## MOST PASSES ATTEMPTED

Player	Opp	Date	Att
1. Vinny Testaverde	at BAL	12/24/00	69 (36 comp)
2. Vinny Testaverde	vs. SEA	12/6/98	63 (42 comp)
3. Joe Namath	vs. SEA	10/18/70	62 (34 comp)

## MOST PASSES COMPLETED

Player	Opp	Date	Cmp
1t. Richard Todd	vs. SF	9/21/80	42 (60 att)
1t. Vinny Testaverde	vs. SEA	12/6/98	42 (63 att)
3. Richard Todd	vs. LA Rams	9/25/83	37 (50 att)
4t. Vinny Testaverde	vs. MIA	10/23/00	36 (59 att)
4t. Vinny Testaverde	at BAL	12/24/00	36 (69 att)

## MOST TOUCHDOWN PASSES

Player	Opp	Date	TDS
1. Joe Namath	at BAL	9/24/72	6
2t. Vinny Testaverde	vs. MIA	10/23/00	5
2t. Neil O'Donnell	at SEA	8/31/97	5
2t. Ken O'Brien	vs. TB	11/17/85	5
2t. Joe Namath	vs. HOU	9/18/66	5
2t. John Green	at DEN	10/12/62	5

## MOST PASSES HAD INTERCEPTED

Player	Opp	Date	Int
1. Joe Namath	vs. MIA*	10/14/75	6 (3 times)
2t. Joe Namath	vs. BAL (Colts)*	10/18/70	5 (5 times)
2t. Dick Wood	vs. BUF*	11/8/64	5 (4 times)
2t. Richard Todd	vs. MIA	10/16/83	5
2t. Chad Pennington	vs. NE	12/20/03	5

\*Last time

## LONGEST PASSING PLAYS

Player	Opp	Date	Yds
1. Ken O'Brien to Wesley Walker	at BUF	12/8/85	96t
2. Joe Namath to Rich Caster	vs. BAL	10/26/75	91
3. Joe Namath to Rich Caster	at MIA	10/7/74	89t
4. Ken O'Brien to Wesley Walker	vs. NE	11/24/85	88t
5t. Joe Namath to Don Maynard	at SD	11/24/68	87t
5t. Richard Todd to Wesley Walker	vs. OAK	10/23/77	87t

## MOST STARTS

Player	Starts	W	L	T	%
1. Joe Namath	126	61	61	4	.500
2. Ken O'Brien	106	50	55	1	.476
3. Richard Todd	93	42	50	1	.457
4. Vinny Testaverde	61	35	26	0	.574
5. Chad Pennington	53	31	22	0	.585

# TOP 5 SEASON

## PASSING TD

1. Vinny Testaverde	1998	29
2t. Joe Namath	1967	26
2t. Dick Wood	1960	26
4t. Ken O'Brien	1986	25
4t. Ken O'Brien	1985	25
4t. Richard Todd	1981	25

## FEWEST INT (MIN 200 ATTS)

1t. Chad Pennington	2002	6
1t. Ray Lucas	1999	6
1t. Brooks Bollinger	2005	6
4t. Neil O'Donnell	1997	7
4t. Vinny Testaverde	1998	7
4t. Ken O'Brien	1988	7
4t. Ken O'Brien	1984	7

## MOST ATTEMPTS

1. Vinny Testaverde	2000	590
2. Richard Todd	1983	518
3. Richard Todd	1981	497
4. Joe Namath	1967	491
5. Ken O'Brien	1991	489

## MOST COMPLETIONS

1. Vinny Testaverde	2000	328
2. Richard Todd	1983	308
3. Ken O'Brien	1986	300
4. Ken O'Brien	1985	297

## BEST COMPLETION % (MIN 200 ATTS)

1. Chad Pennington	2002	.689
2. Chad Pennington	2004	.654
3. Chad Pennington	2006	.645
4. Chad Pennington	2003	.636
5. Ken O'Brien	1986	.622

## MOST INT

1. Al Dorow	1961	30
1t. Richard Todd	1980	30
3t. Joe Namath	1967	28
3t. Joe Namath	1975	28
5. Joe Namath	1966	27

## HIGHEST QB RATING (MIN 200 ATTS)

1. Chad Pennington	2002	104.2
2. Vinny Testaverde	1998	101.6
3. Ken O'Brien	1985	96.2
4. Chad Pennington	2004	91.0
5. Richard Todd	1982	87.3

## LOWEST INT % (MIN 200 ATTS)

1t. Chad Pennington	2002	1.5
1t. Neil O'Donnell	1997	1.5
3. Ken O'Brien	1985	1.6
4t. Vinny Testaverde	1998	1.7
4t. Ken O'Brien	1988	1.7



## RUSHING RECORDS

### ALL-TIME RUSHING YARDAGE

Player	Season	G	Att	Yds	Avg	Lg	TD	Yds/G
1. Curtis Martin	1998-2005(8)	123	2,560	10,302	4	60t	58	83.8
2. Freeman McNeil	1981-1992(12)	144	1,798	8,074	4.5	69	38	56.1
3. Emerson Boozer	1966-1975(10)	118	1,291	5,135	4	54	52	43.5
4. Matt Snell	1964-1972(9)	87	1,057	4,285	4.1	60	24	49.3
5. Johnny Hector	1983-1992(10)	126	1,051	4,280	4.1	64	41	34.0
6. John Riggins	1971-1975(5)	61	928	3,880	4.2	42	25	63.6
7. Bill Mathis	1960-1969(10)	137	1,044	3,589	3.4	79	37	26.2
8. Adrian Murrell	1993-1997(5)	73	860	3,447	4	78	15	47.2
9. Brad Baxter	1989-1995(7)	94	779	2,928	3.8	31	35	31.1
10. Scott Dierking	1977-1983(7)	102	731	2,901	4	40	18	28.4
11. Clark Gaines	1976-1980(5)	65	581	2,552	4.4	52	8	39.3
12. Kevin Long	1977-1981(5)	73	574	2,190	3.8	27	25	30.0
13. Blair Thomas	1990-1993(4)	51	468	2,009	4.3	41	5	39.4
14. Bruce Harper	1977-1984(8)	99	374	1,829	4.9	78t	8	18.5
15. Johnny Johnson	1993-1994(2)	31	438	1,752	4	90	6	56.5
16. LaMont Jordan	2001-2004(4)	62	262	1,277	4.9	61t	10	20.6
17. Roger Vick	1987-1989(3)	44	317	1,231	3.9	39t	9	28.0
18. Mark Smolinski	1963-1968(6)	81	305	960	3.1	56	8	11.9
19. Richard Todd	1976-1983(8)	102	231	821	3.6	31t	14	8.0
20. Dick Christy	1961-1963(3)	39	221	803	3.6	47	6	20.6
21. Tom Newton	1977-1982(6)	87	188	772	4.1	51t	9	8.9
22. Al Dorow	1960-1961(2)	28	144	770	5.3	*40	11	27.5
23. Richie Anderson	1993-2002(10)	134	191	722	3.8	55	2	5.4
24. Steve Davis	1975-1976(2)	26	164	708	4.3	26	4	27.2
25. Cedric Houston	2005-(2)	20	194	676	3.5	31	7	33.8
26. Leon Washington	2006-(1)	16	151	650	4.3	23	4	40.6
27. Dwayne Crutchfield	1982-1983(2)	17	159	649	4.1	17	4	38.2
28. Mike Augustyniak	1981-1983(3)	27	153	567	3.7	16	7	21.0
29. Carl Garrett	1975-1975(1)	13	122	566	4.6	40	5	43.5
30. George Nock	1969-1971(3)	30	186	534	2.9	19	8	17.8
31. Dewey Bohling	1960-1961(2)	19	136	450	3.3	-	2	23.7
32. Cliff McClain	1970-1973(4)	46	79	445	5.6	63t	2	9.7
33. Tony Paige	1984-1986(3)	48	137	397	2.9	30	17	8.3
34. Ken O'Brien	1984-1992(9)	124	170	377	2.2	22	0	3.0
35. Kevan Barlow	2006-2006(1)	12	131	370	2.8	12	6	30.8
36. Chad Pennington	2000-(7)	61	127	364	2.9	16	5	6.0
37. Mike Adamele	1973-1974(2)	26	95	357	3.8	36	2	13.7
38. Leon Johnson	1997-2000(4)	32	90	345	3.8	40	4	10.8
39. Billy Joe	1967-1969(3)	22	79	340	4.3	32t	5	15.5
40. Marion Barber	1982-1988(7)	85	74	317	4.3	18	3	3.7
41. Ed Marinaro	1976-1976(1)	6	77	312	4.1	17	2	52.0
42. Lee White	1968-1970(3)	29	98	303	3.1	16	0	10.4
43. Dennis Bligen	1984-1987(4)	20	73	300	4.1	28t	3	15.0
44. Ray Lucas	1997-2000(4)	35	58	264	4.6	21	1	7.5
45. Mel West	1961-1962(2)	12	55	248	4.5	7	3	20.7
46. Jerald Sowell	1997-2005(9)	137	61	244	4	33	1	1.8
47. Bernie Parmalee	1999-2000(2)	30	54	220	4.1	18t	2	7.3
48. Al Woodall	1969-1974(5)	31	60	214	3.6	27	0	6.9
49. Vinny Testaverde	1998-2005(7)	65	95	205	2.2	25	3	3.2
50. Pat Chaffey	1992-1993(2)	17	32	203	6.3	32	1	11.9

For a complete list, log on to [newyorkjets.com](http://newyorkjets.com)



Curtis Martin

### TOP 10 CAREER ATTEMPTS

1. Curtis Martin	2,560
2. Freeman McNeil	1,798
3. Emerson Boozer	1,291
4. Matt Snell	1,057
5. Johnny Hector	1,051
6. Bill Mathis	1,044
7. John Riggins	928
8. Adrian Murrell	860
9. Brad Baxter	779
10. Scott Dierking	731

### TOUCHDOWNS

1. Curtis Martin	58
2. Emerson Boozer	52
3. Johnny Hector	41
4. Freeman McNeil	38
5. Bill Mathis	37
6. Brad Baxter	35
7t. Kevin Long	25
7t. John Riggins	25
9. Matt Snell	24
10. Scott Dierking	18

### AVERAGE (MIN. 400 ATTEMPTS)

1. Freeman McNeil	4.5
2. Clark Gaines	4.4
3. Blair Thomas	4.3
4. John Riggins	4.2
5t. Johnny Hector	4.1
5t. Matt Snell	4.1
7t. Scott Dierking	4.0
7t. Johnny Johnson	4.0
7t. Curtis Martin	4.0
7t. Adrian Murrell	4.0



Bruce Harper

### TOP 5 SEASON ATTEMPTS

1. Curtis Martin	2004	371
2. Curtis Martin	1998	369
3. Curtis Martin	1999	367
4. Curtis Martin	2001	333
5. Curtis Martin	2003	323

### TOUCHDOWNS

1. Curtis Martin	2004	12
2t. Curtis Martin	2001	10
2t. Emerson Boozer	1967	10
2t. Kevin Long	1978	10
2t. Curtis Martin	2001	10





**TOP SINGLE GAME PERFORMANCES**

BY YARDS							
Player	Date	Opp	Att	Yds	Avg	Lg	TD
1. Curtis Martin	12/3/00	IND	30	203	6.8	55	1
2. Freeman McNeil*	1/9/83	CIN	21	202	9.6	35	1
3. Adrian Murrell	10/27/96	ARI	31	199	6.4	78	1
4. Curtis Martin	9/12/04	CIN	29	196	6.8	24t	1
5. Freeman McNeil	9/15/85	BUF	18	192	10.7	69	2

\*Playoff Game

BY ATTEMPTS					
Player	Opp	Date	Att	Yds	
1t. Johnny Hector	at NE	10/12/86	40	(143 yards)	
1t. Adrian Murrell	at CIN	9/28/97	40	(156 yards)	
3. Curtis Martin	vs. ARI	11/7/99	38	(131 yards)	
4. Curtis Martin	vs. MIA	10/4/98	36	(108 yards)	

BY TOUCHDOWNS			
Player	Opp	Date	TD
1t. Emerson Boozer	at DEN	9/24/67	3
1t. Emerson Boozer	at NE	10/15/72	3
1t. Emerson Boozer	vs. NE	10/29/72	3
1t. Billy Joe	vs. BOS	10/27/68	3
1t. Kevin Long	vs. BUF	10/8/78	3
1t. Kevin Long	vs. DET	9/16/79	3
1t. Johnny Hector	at NE	10/12/86	3
1t. Curtis Martin	at NE	10/15/00	3
1t. Curtis Martin	vs. KC	11/11/01	3

**ROOKIE RUSHING**

MOST YARDS GAINED SEASON		
1. Matt Snell	1964	948
2. Clark Gaines	1976	724
3. John Riggins	1971	769
4. Leon Washington	2006	650
5. Blair Thomas	1990	620

**TOP SINGLE SEASON RUSHERS**

Player	Year	Att	Yds	Avg	TD
1. Curtis Martin	2004	371	1,697	4.6	12
2. Curtis Martin	2001	333	1,513	4.5	10
3. Curtis Martin	1999	367	1,464	4.0	5
4. Freeman McNeil	1985	294	1,331	4.5	3
5. Curtis Martin	2003	323	1,308	4.0	2
6. Curtis Martin	1998	369	1,287	3.5	8
7. Adrian Murrell	1996	301	1,249	4.1	6
8. Curtis Martin	2000	316	1,204	3.8	9
9. Curtis Martin	2002	261	1,094	4.2	7
10. Adrian Murrell	1997	300	1,088	3.6	7
11. Freeman McNeil	1984	229	1,070	4.7	5
12. John Riggins	1975	238	1,005	4.2	8

**LONGEST RUSHING PLAYS**

Player	Opp	Date	Rush
1. Johnny Johnson	vs. CHI	9/25/94	90
2. Bill Mathis	vs. HOU	11/21/65	79
3t. Bruce Harper	vs. ATL	10/23/83	78t
3t. Adrian Murrell	at ARI	10/27/96	78
5. Freeman McNeil	vs. BUF	9/15/85	69
6. Johnny Hector	at CLE	10/14/84	64
7. Clifford McClain	vs. CIN	12/19/71	63t
8. LaMont Jordan	at SD	11/3/02	61t
9t. Matt Snell	at BUF	9/29/68	60
9t. Richard Caster	vs. WAS	12/5/76	60
9t. Curtis Martin	vs. CAR	11/29/98	60t



Freeman McNeil

## RECEIVING RECORDS

### ALL-TIME RECEPTION RECORDS

Player	Season	G	Rec	Yds	Avg	Lg	TD	Yds/G
1. Don Maynard	1960-1972(13)	172	627	11,732	18.7	*87t	88	68.2
2. Wayne Chrebet	1995-2005(11)	152	580	7,365	12.7	70	41	48.5
3. Al Toon	1985-1992(8)	107	517	6,605	12.8	78t	31	61.7
4t. Wesley Walker	1977-1989(13)	154	438	8,306	19.0	96t	71	53.9
4t. Mickey Shuler	1978-1989(12)	160	438	4,819	11.0	51	37	30.1
6. Curtis Martin	1998-2005(8)	123	367	2,439	6.6	34	5	19.8
<b>7. Laveranues Coles</b>	<b>2000-5</b>	<b>77</b>	<b>334</b>	<b>4,445</b>	<b>13.3</b>	<b>63</b>	<b>24</b>	<b>57.7</b>
8. Jerome Barkum	1972-1983(12)	158	326	4,789	14.7	63	40	30.3
9. George Sauer	1965-1970(6)	84	309	4,965	16.1	77	28	59.1
10. Rob Moore	1990-1994(5)	76	306	4,258	13.9	69t	22	56.0
11t. Keyshawn Johnson	1996-1999(4)	62	305	4,108	13.5	65	31	66.3
11t. Richie Anderson	1993-2002(10)	134	305	2,449	8.0	48	10	18.3
13. Freeman McNeil	1981-1992(12)	144	295	2,961	10.0	59	12	20.6
14. Rich Caster	1970-1977(8)	107	245	4,434	18.1	91	36	41.4
15. Bruce Harper	1977-1984(8)	99	220	2,409	11.0	72t	12	24.3
16. Art Powell	1960-1962(3)	42	204	3,178	15.6	*80	27	75.7
17. Matt Snell	1964-1972(9)	87	193	1,375	7.1	54	7	15.8
18. Bake Turner	1963-1969(7)	90	191	3,002	15.7	71	22	33.4
19. Johnny Hector	1983-1992(10)	126	188	1,661	8.8	36	3	13.2
20. Pete Lammons	1966-1971(6)	83	184	2,345	12.7	61	14	28.3
21. Clark Gaines	1976-1980(5)	65	164	1,421	8.7	31	6	21.9
22. Johnny Mitchell	1992-1995(4)	53	158	2,086	13.2	65t	16	39.4
23. Derrick Gaffney	1978-1987(8)	100	156	2,613	16.8	50	7	26.1
24. Chris Burkett	1989-1993(5)	76	155	2,064	13.3	77	10	27.2
25. Santana Moss	2001-2004(4)	51	151	2,416	16.0	69t	19	47.4
26. Bill Mathis	1960-1969(10)	137	149	1,775	11.9	*70	9	13.0
27. Jerald Sowell	1997-2005(9)	137	147	1,188	8.1	62	5	8.7
28. Emerson Boozer	1966-1975(10)	118	139	1,488	10.7	49t	12	12.6
29. Lam Jones	1980-1984(5)	61	138	2,322	16.8	55	13	38.1
30. Anthony Becht	2000-2004(5)	78	133	1,164	8.8	30	17	14.9
31. John Riggins	1971-1975(5)	61	129	1,162	9.0	67t	6	19.0
32. Adrian Murrell	1993-1997(5)	73	127	740	5.8	43	3	10.1
33. Scott Dierking	1977-1983(7)	102	123	1,023	8.3	27	4	10.0
<b>34. Justin McCareins</b>	<b>2004-3</b>	<b>48</b>	<b>122</b>	<b>1,830</b>	<b>15.0</b>	<b>50</b>	<b>7</b>	<b>38.1</b>
35. Dedric Ward	1997-2000(4)	59	119	1,815	15.3	71t	11	30.8
36. Eddie Bell	1970-1975(6)	81	118	1,774	15.0	83t	12	21.9
37. Johnny Johnson	1993-1994(2)	31	109	944	8.7	48	3	30.5
<b>38. Jerricho Cotchery</b>	<b>2004-3</b>	<b>44</b>	<b>107</b>	<b>1,272</b>	<b>11.7</b>	<b>71t</b>	<b>6</b>	<b>28.9</b>
39. Dick Christy	1961-1963(3)	39	99	1,132	11.4	68	4	29.0
40t. Terance Mathis	1990-1993(4)	64	93	1,242	13.4	55t	4	19.4
40t. Kyle Brady	1995-1998(4)	63	93	949	10.2	35	10	15.1
42. Jeff Graham	1996-1997(2)	27	92	1,330	14.5	78t	8	49.3
43. Chris Baker	2002-2006(5)	68	83	902	10.9	47	9	13.3
44. Mark Smolinski	1963-1968(6)	81	81	613	7.6	49	5	7.6
45. Brad Baxter	1989-1995(7)	94	80	587	7.3	34	0	6.2
46. Kurt Sohn	1981-1988(7)	87	79	1,018	12.9	39t	10	11.7
47. Mark Boyer	1990-1992(3)	43	75	636	8.5	25	1	14.8
48. Kevin Long	1977-1981(5)	73	74	539	7.3	27	3	7.4
49t. David Knight	1973-1977(5)	58	73	1,189	16.3	49	7	20.5
49t. Fred Baxter	1993-2000(8)	102	73	809	11.1	37	10	7.9

For a complete list, log on to [newyorkjets.com](http://newyorkjets.com)



Chris Burkett

### TOP 10 CAREER

#### RECEIVING YARDS

1.	Don Maynard	11,732
2.	Wesley Walker	8,306
3.	Wayne Chrebet	7,365
4.	Al Toon	6,605
5.	George Sauer	4,965
6.	Mickey Shuler	4,819
7.	Jerome Barkum	4,789
<b>8.</b>	<b>Laveranues Coles</b>	<b>4,445</b>
9.	Rich Caster	4,434
10.	Rob Moore	4,258

#### AVERAGE (MIN 100 REC)

1.	Wesley Walker	19.0
2.	Don Maynard	18.7
3.	Rich Caster	18.1
4t.	Lam Jones	16.8
4t.	Derrick Gaffney	16.8
6.	George Sauer	16.1
7.	Santana Moss	16.0
8.	Bake Turner	15.7
9.	Art Powell	15.6
10.	Dedric Ward	15.3

#### TOUCHDOWNS

1.	Don Maynard	88
2.	Wesley Walker	71
3.	Wayne Chrebet	41
4.	Jerome Barkum	40
5.	Mickey Shuler	37
6.	Rich Caster	36
7.	Al Toon	31
7t.	Keyshawn Johnson	31
9.	George Sauer	28
10.	Art Powell	27

### TOP 5 SEASON

#### YARDS

1.	Don Maynard	1967	1,434
2.	Don Maynard	1968	1,297
3.	Don Maynard	1960	1,265
<b>4.</b>	<b>Laveranues Coles</b>	<b>2002</b>	<b>1,264</b>
5.	Don Maynard	1965	1,218

#### AVERAGE (MIN 40 CATCHES)

1.	Wesley Walker	1978	24.4
2.	Don Maynard	1968	22.8
3.	Don Maynard	1967	20.2
4.	Don Maynard	1969	20.0
5.	Santana Moss	2004	18.6

#### TOUCHDOWNS

1.	Don Maynard	1965	14
2.	Wesley Walker	1985	12
3t.	Santana Moss	2003	10
3t.	Keyshawn Johnson	1998	10
3t.	Richard Caster	1972	10
3t.	Don Maynard	1968	10
3t.	Don Maynard	1967	10



### TOP SINGLE SEASON - RECEPTIONS

Player	Year	Rec	Yds	Avg	TD
1. Al Toon	1988	93	1,067	11.5	5
2. Laveranues Coles	2006	91	1,098	12.1	6
3t. Laveranues Coles	2002	89	1,264	14.2	5
3t. Keyshawn Johnson	1999	89	1,170	13.1	8
5. Richie Anderson	1998	88	853	9.7	2
6. Al Toon	1986	85	1,176	13.8	8
7. Wayne Chrebet	1996	84	909	10.8	3
8. Keyshawn Johnson	1998	83	1,131	13.6	10
9. Jerricho Cotchery	2006	82	961	11.7	6
10. Rob Moore	1994	78	1,010	12.9	6

### TOP SINGLE GAMES - RECEIVING YARDAGE

Player	No	Yds	Opp	Date
1. Don Maynard	10	228	at OAK	11/17/68
2. Don Maynard	7	212	vs. HOU	10/20/69
3. Bake Turner	8	210	at HOU	11/10/63
4. Rich Caster	6	204	at BAL	9/24/72
5. Don Maynard	8	203	at KC	9/15/68

### TOP SINGLE GAMES - RECEPTIONS

Player	Rec	Yds	Opp	Date
1. Clark Gaines	17	160	vs. SF	9/21/80
2. Al Toon	14	181	vs. MIA	11/27/88
3. Al Toon	13	106	at IND	11/6/88
4t. Art Powell	12	160	at DEN	10/22/61
4t. Don Maynard	12	159	vs. OAK	12/17/67
4t. Ed Bell	12	151	vs. BAL	10/18/70
4t. Clark Gaines	12	91	at BUF	9/14/80
4t. Laveranues Coles	12	144	at MIN	12/17/06
4t. Laveranues Coles	12	100	vs. PHI	12/12/04
4t. Wayne Chrebet	12	162	at JAX	10/13/96

### TOP SINGLE GAMES - TD RECEPTIONS

Player	TD	Opp	Date
1. Wesley Walker	4	vs. MIA	9/21/86
2t. Art Powell	3	at DEN	12/4/60
2t. Don Maynard	3	vs. DEN	10/26/63
2t. Don Maynard	3	vs. SD	12/24/67
2t. Don Maynard	3	vs. MIA	12/1/68
2t. Rich Caster	3	at BAL	9/24/72
2t. Wesley Walker	3	at DET	12/6/82
2t. Wesley Walker	3	at BUF	9/23/84
2t. Wesley Walker	3	vs. IND	11/6/86
2t. Wesley Walker	3	vs. HOU	9/18/88
2t. Mickey Shuler	3	vs. TB	11/17/85
2t. Al Toon	3	vs. NO	10/26/86
2t. Johnny Mitchell	3	vs. PHI	10/3/93
2t. Jeff Graham	3	at IND	11/17/96
2t. Santana Moss	3	vs. NY Giants	11/2/03

### RECEPTIONS BY A ROOKIE

Player	Year	Total
1. Wayne Chrebet	1995	66
2. Keyshawn Johnson	1996	63
3. Matt Snell	1964	56
4. Al Toon	1985	46
5. Rob Moore	1990	44

### CAREER 100-YARD GAMES

Player	Total
1. Don Maynard	50
2. Wesley Walker	22
3. Al Toon	19
4. George Sauer	16
5t. Art Powell	12
5t. Rich Caster	12
7. Laveranues Coles	11

### CAREER 200-YARD GAMES

Player	Total
1. Don Maynard	3
2t. Rich Caster	1
2t. Bake Turner	1

### CONSECUTIVE 100 YARD GAMES

Player	Year	Total
1. Don Maynard	1968	4
2t. Don Maynard	1967	3
2t. Al Toon	1987	3
2t. Al Toon	1988	3

### MOST CONSECUTIVE GAMES, PASS RECEPTION

Player	Total	Years
1. Al Toon	101	1985-92
2. Mickey Shuler	79	1983-89
3. Curtis Martin	64	1999-2002



Laveranues Coles

### LONGEST PASSING PLAYS

Player	Yds	Opp	Date
1. Ken O'Brien to Wesley Walker	96t	at BUF	12/8/85
2. Joe Namath to Rich Caster	91	vs. BAL	10/26/75
3. Joe Namath to Rich Caster	89t	at MIA	10/7/74
4. Ken O'Brien to Wesley Walker	88t	vs. NE	11/24/85
5t. Joe Namath to Don Maynard	87t	at SD	11/24/68
5t. Richard Todd to Wesley Walker	87t	vs. OAK	10/23/77

### TOP SINGLE SEASON - RECEIVING YARDS

Player	Year	Rec	Yds	Avg	TD
Don Maynard	1967	71	1,434	20.2	0
Don Maynard	1968	57	1,297	22.8	10
Don Maynard	1960	72	1,265	17.6	5
Laveranues Coles	2002	89	1,264	14.2	5
Don Maynard	1965	68	1,218	17.9	14
George Sauer	1967	75	1,189	15.9	6
Al Toon	1986	85	1,176	13.8	8
Keyshawn Johnson	1999	89	1,170	13.1	8
Wesley Walker	1978	48	1,169	24.4	8
Art Powell	1960	69	1,167	16.9	14
George Sauer	1968	66	1,141	17.3	3
Keyshawn Johnson	1998	83	1,131	13.6	10
Art Powell	1962	64	1,130	17.7	8
Santana Moss	2003	74	1,105	14.9	10
Laveranues Coles	2006	91	1,098	12.1	6
Wayne Chrebet	1998	75	1,083	14.4	8
George Sauer	1966	63	1,079	17.1	5
Al Toon	1988	93	1,067	11.5	5
Don Maynard	1962	56	1,041	18.6	8
Wesley Walker	1986	49	1,016	20.7	12
Rob Moore	1994	78	1,010	12.9	6
Bake Turner	1963	71	1,009	14.2	6

### TOUCHDOWNS BY A ROOKIE

Player	Year	Total
1. Keyshawn Johnson	1996	8
2. Rob Moore	1990	6
3t. Wayne Chrebet	1995	4
3t. Pete Lammons	1966	4

### YARDS BY A ROOKIE


Player	Year	Total
1. Keyshawn Johnson	1996	844
2. Wesley Walker	1977	740
3. Wayne Chrebet	1995	726
4. Rob Moore	1990	692
5. Derrick Gaffney	1978	691

# INTERCEPTION RECORDS

## ALL-TIME

	Player	Season	G	Int	Yds	Avg	Lg	TD
1.	Bill Baird	1963-1969(7)	98	34	357	10.5	54	2
2.	Dainard Paulson	1961-1966(6)	84	29	343	11.8	47	1
3t.	Aaron Glenn	1994-2001(8)	121	24	294	12.3	100t	3
3t.	Larry Grantham	1960-1972(13)	175	24	308	12.8	41t	1
3t.	Victor Green	1993-2001(9)	139	24	529	22.0	87	2
3t.	James Hasty	1988-1994(7)	111	24	251	10.5	40	1
7.	Erik McMillan	1988-1992(5)	76	22	608	27.6	92t	5
8t.	Al Atkinson	1965-1974(10)	120	21	224	10.7	36	0
8t.	Bobby Jackson	1978-1985(8)	95	21	196	9.3	77t	2
8t.	Burgess Owens	1973-1979(7)	97	21	313	14.9	49	2
8t.	Darrol Ray	1980-1984(5)	72	21	581	27.7	71t	3
12.	Ralph Baker	1964-1974(11)	142	19	218	11.5	67t	2
13.	Brian Washington	1990-1994(5)	77	18	206	11.4	62t	2
14t.	Johnny Lynn	1979-1986(7)	97	17	271	15.9	67	1
14t.	Johnny Sample	1966-1968(3)	41	17	173	10.2	41t	2
16.	Ken Schroy	1977-1984(8)	113	16	206	12.9	82t	1
17t.	Greg Buttle	1976-1984(9)	110	15	215	14.3	44t	1
17t.	Lance Mehl	1980-1987(8)	97	15	145	9.7	38	1
17t.	Lee Riley	1961-1962(2)	26	15	181	12.1	41	0
20t.	Marcus Coleman	1996-2001(6)	91	14	259	18.5	98t	1
20t.	Jerry Holmes	1980-1987(6)	76	14	158	11.3	43t	1
20t.	Jim Hudson	1965-1970(6)	54	14	195	13.9	45	0
20t.	Mo Lewis	1991-2003(13)	200	14	241	17.2	67t	4
20t.	Otis Smith	1995-1999(5)	46	14	293	20.9	51t	4
25.	W.K. Hicks	1970-1972(3)	41	13	188	14.5	43	0
26t.	Kyle Clifton	1984-1996(13)	204	12	74	6.2	39	0
26t.	Steve Tannen	1970-1974(5)	61	12	204	17.0	32	0
28.	Ray Mickens	1996-2003(8)	126	11	30	2.7	16	0
29t.	David Barrett	2004-(3)	42	10	42	4.2	14	0
29t.	Randy Beverly	1967-1969(3)	40	10	218	21.8	68t	1
29t.	Mike Brim	1991-1992(2)	32	10	191	19.1	77t	1
29t.	Ty Law	2005-2005(1)	16	10	195	19.5	74t	1
29t.	Rich Sowells	1971-1977(7)	78	10	115	11.5	30t	1
34.	Cornell Gordon	1965-1969(5)	54	9	44	4.9	20	0
35t.	John Ebersole	1970-1977(8)	108	8	69	8.6	41	0
35t.	Delles Howell	1973-1975(3)	34	8	118	14.8	41	0
37t.	Donnie Abraham	2002-2004(3)	40	7	127	18.1	66t	1
37t.	Erik Coleman	2004-(3)	48	7	50	7.1	37	0
37t.	John Dockery	1968-1971(4)	45	7	111	15.9	35	0
37t.	Rich Miano	1985-1989(5)	60	7	33	4.7	21	0
37t.	Shafer Suggs	1976-1980(5)	56	7	114	16.3	32t	1
37t.	Marcus Turner	1992-1995(4)	54	7	170	24.3	90t	1
37t.	Willie West	1964-1965(2)	17	7	57	8.1	28	0
44t.	Johnny Bookman	1961-1961(1)	8	6	33	5.5	17	0
44t.	Dick Felt	1960-1961(2)	28	6	95	15.8	55	1
44t.	Harry Hamilton	1984-1987(4)	46	6	68	11.3	29	0
44t.	Gus Hollomon	1970-1972(3)	39	6	38	6.3	25	0
44t.	Fred Julian	1960-1960(1)	14	6	27	4.5	0	0
49t.	Aaron Beasley	2002-2003(2)	31	5	93	18.6	39	0
49t.	Hubert Bobo	1961-1962(2)	28	5	71	14.2	26	0
49t.	Paul Crane	1966-1972(7)	88	5	90	18.0	27	1
49t.	Roger Donnahoo	1960-1960(1)	14	5	89	17.8	0	0
49t.	Donald Dykes	1979-1981(3)	46	5	1	0.2	1	0
49t.	Kerry Glenn	1985-1989(4)	39	5	15	3.0	15t	1
49t.	Carl Howard	1985-1990(6)	63	5	29	5.8	29	0
49t.	Marvin Jones	1993-2003(10)	142	5	42	8.4	18	0
49t.	Lester Lyles	1985-1987(3)	26	5	36	7.2	22	0
49t.	Bob Martin	1976-1979(4)	36	5	47	9.4	26	0
49t.	Kerry Rhodes	2005-(2)	32	5	46	9.2	25	0
49t.	Ed Taylor	1975-1979(5)	59	5	22	4.4	22	0
49t.	Earlie Thomas	1970-1974(5)	61	5	85	17.0	36t	1
49t.	Jonathan Vilma	2004-(3)	48	5	59	11.8	38t	1

For a complete list, log on to [newyorkjets.com](http://newyorkjets.com)



James Hasty

## TOP 5 CAREER RETURN YARDS


1.	Erik McMillan	608
2.	Darrol Ray	581
3.	Victor Green	529
4.	Bill Baird	357
5.	Dainard Paulson	343

## RETURN AVG. (MIN 10 INT)

1.	Darrol Ray	27.7 (21 int)
2.	Erik McMillan	27.6 (22 int)
3.	Victor Green	22.0 (24 int)
4.	Randy Beverly	21.8 (10 int)
5.	Otis Smith	20.9 (14 int)

## INTERCEPTION RETURN FOR TD

1.	Erik McMillan	5
2t.	Otis Smith	4
2t.	Mo Lewis	4
4t.	Darrol Ray	3
4t.	Aaron Glenn	3



Victor Green





### SINGLE GAME

MOST INTERCEPTIONS			
Player	Opp	Date	Int
1t. Dainard Paulson	vs. OAK	9/28/63	3 (90 yds)
1t. Bill Baird	vs. BOS	10/31/64	3 (27 yds)
1t. Rich Sowell	at BAL	9/23/73	3 (55 yds)
1t. Erik McMillan	at MIA	10/23/88	3 (57 yds)
1t. Marcus Turner	at MIN	11/20/94	3 (116 yds)
1t. Marcus Coleman	vs. MIA	10/23/00	3 (7 yds)
1t. Ty Law	vs. BUF	1/1/06	3 (56 yds)

### MOST INTERCEPTION RETURN YARDS

Player	Opp	Date	Yds
1. Marcus Turner	at MIN	11/20/94	116 (3 ret)
2. Aaron Glenn	at MIA	9/15/96	100 (1 ret)
3. Marcus Coleman	at MIA	12/27/99	98 (1 ret)
4. Erik McMillan	vs. IND	10/1/89	92 (1 ret)
5. Dainard Paulson	vs. OAK	9/28/63	90 (3 ret)

### LONGEST INTERCEPTION RETURN

Player	Opp	Date	Yds
1. Aaron Glenn	at MIA	9/15/96	101t
2. Marcus Coleman	at MIA	12/27/99	98t
3. Erik McMillan	vs. IND	10/1/89	92t
4. Marcus Turner	at MIN	11/20/94	90t
5. Victor Green	vs. MIA	12/13/98	87

### SEASON

INTERCEPTIONS						
Player	Year	Int	Yds	Avg	Lg	TD
1. Dainard Paulson	1964	12	157	13.1	54	1
2. Leon Riley	1962	11	122	11.1	30	0
3. Ty Law	2005	10	195	19.5	74	1
4t. Erik McMillan	1988	8	168	21.0	55	2
4t. Ken Schroy	1980	8	91	11.4	82	1
4t. W.K. Hicks	1970	8	99	12.4	35	0
4t. Bill Baird	1964	8	130	16.3	54	1

### MOST INTERCEPTION RETURN YARDS

1. Darrol Ray	1981	227 (7 ret.)
2. Ty Law	2005	195 (10 ret.)
3. Erik McMillan	1989	180 (6 ret)
4. Erik McMillan	1988	168 (8 ret)
5. Marcus Coleman	1965	165 (6 ret)

## SACK RECORDS



Mark Gastineau

### SINGLE GAME

MOST SACKS			
Player	Opp	Date	Sacks
1t. John Abraham	at NO	11/4/01	4
1t. Mark Gastineau	at IND	9/2/84	4
1t. Mark Gastineau	vs BAL	11/6/83	4
1t. Mark Gastineau	at HOU	9/27/81	4
1t. Mark Lomas	at BUF	10/4/70	4

### MOST CONSECUTIVE GAMES WITH A FULL SACK

1. Joe Klecko	1977-78	10 games*
2. Shaun Ellis	2003	7 games
3. Mark Gastineau	1983	6 games
4. Mark Gastineau	1984	5 games
5. John Abraham	2002	4 games

\*Note: last six games in 1977, first four games in 1978

### TOP 10 CAREER

Player	Year	Sacks
1. Mark Gastineau	1979-88	107.5
2. Joe Klecko	1977-87	77.5
3. Gerry Philbin	1964-72	64.5
4. John Abraham	2000-05	53.5
5. Mo Lewis	1991-2002	52.5
6. Verlon Biggs	1965-70	49
7. Shaun Ellis	2000-	48.5
8. John Elliott	1967-73	47
9. Marty Lyons	1979-89	43
10. Marvin Washington	1989-96	37.5

### SEASON

1. Mark Gastineau	1984	22
2. Joe Klecko	1981	20.5
3. Mark Gastineau	1981	20
4t. Gerry Philbin	1968	19
4t. Mark Gastineau	1983	19
6. John Elliott	1970	16
7. John Elliott	1969	14.5
8t. Mark Gastineau	1985	13
8t. John Abraham	2001	13
8t. Dennis Byrd	1990	13

### SACKS BY A ROOKIE

Player	Year	Total
1. Hugh Douglas	1995	10
2. Shaun Ellis	2000	8.5
3. Joe Klecko	1977	8
4t. Mark Lomas	1970	7
4t. Dennis Byrd	1989	7



## INDIVIDUAL SERVICE

### GAMES PLAYED

Player	Season	No	Games
1. Pat Leahy	1974-1991	18	250
2. Randy Rasmussen	1967-1981	15	207
3. Kyle Clifton	1984-1996	13	204
4. Mo Lewis	1991-2003	13	200
5. Winston Hill	1963-1976	14	195
6. Dan Alexander	1977-1989	13	192
7. Larry Grantham	1960-1972	13	175
8. Joe Fields	1975-1987	13	173
9. Don Maynard	1960-1972	13	172
10. Jim Sweeney	1984-1994	11	166
11. Mickey Shuler	1978-1989	12	160
12. Jerome Barkum	1972-1983	12	158
13. Wesley Walker	1977-1989	13	154
14. Wayne Chrebet	1995-2005	11	152
15. Marty Lyons	1979-1989	11	147
16. Freeman McNeil	1981-1992	12	144
17L. Ralph Baker	1964-1974	11	142
17L. Marvin Jones	1993-2003	10	142
19. Pat Ryan	1978-1989	12	141
20. Joe Klecko	1977-1987	11	140

### SEASONS PLAYED

Player	Season	No	Games
1. Pat Leahy	1974-1991	18	250
2. Randy Rasmussen	1967-1981	15	207
3. Winston Hill	1963-1976	14	195
4L. Kyle Clifton	1984-1996	13	204
4L. Mo Lewis	1991-2003	13	200
4L. Dan Alexander	1977-1989	13	192
4L. Larry Grantham	1960-1972	13	175
4L. Joe Fields	1975-1987	13	173
4L. Don Maynard	1960-1972	13	172
4L. Wesley Walker	1977-1989	13	154
11L. Mickey Shuler	1978-1989	12	160
11L. Jerome Barkum	1972-1983	12	158
11L. Freeman McNeil	1981-1992	12	144
11L. Pat Ryan	1978-1989	12	141
11L. Joe Namath	1965-1976	12	136

### CONSECUTIVE GAMES PLAYED

Player	Games
Kyle Clifton	204
Winston Hill	195
Pat Leahy	180
Dan Alexander	153
Randy Rasmussen	144
Curtis Martin	119
John Schmitt	114
Curley Johnson	110
Mo Lewis	103



Winston Hill

### BY POSITION

#### QUARTERBACK

Player	Years	Seasons	Games
Pat Ryan	1978-1989	12	141
Joe Namath	1965-1976	12	136
Ken O'Brien	1984-1992	9	124
Richard Todd	1976-1983	8	102

#### WIDE RECEIVER

Player	Years	Seasons	Games
Don Maynard	1960-1972	13	172
Wesley Walker	1977-1989	13	154
Wayne Chrebet	1995-2005	11	152
Al Toon	1985-1992	8	107
Derrick Gaffney	1978-1987	8	100

#### TIGHT END

Player	Years	Seasons	Games
Mickey Shuler	1978-1989	12	160
Jerome Barkum	1972-1983	12	158
Rich Caster	1970-1977	8	107
Fred Baxter	1993-2000	8	102
James Dearth	2001-	6	96

#### OFFENSIVE LINE

Player	Years	Pos	Seasons	Games
Randy Rasmussen	1967-1981	G	15	207
Winston Hill	1963-1976	T	14	195
Dan Alexander	1977-1989	G	13	192
Joe Fields	1975-1987	C	13	173
Jim Sweeney	1984-1994	C/G	11	166
Dave Herman	1964-1973	G	10	128
Guy Bingham	1980-1988	OL	9	125
Marvin Powell	1977-1985	T	9	124
Roger Duffy	1989-1997	C/G	18	123
Kevin Mawae	1998-2005	C	8	118
John Schmitt	1964-1973	C	10	116
Jason Fabini	1998-2005	T	8	114
Jeff Criswell	1988-1994	T	7	108

#### DEFENSIVE LINE

Player	Years	Pos	Seasons	Games
Marty Lyons	1979-1989	DE	11	147
Joe Klecko	1977-1987	DE/T	11	140
Mark Gastineau	1979-1988	DE	10	137
Marvin Washington	1989-1996	DE	8	124
Gerry Philbin	1964-1972	DE	9	110
Shaun Ellis	2000-	DE	7	108
Scott Mersereau	1987-1993	DT	7	102
Jason Ferguson	1997-2004	DE	7	101

#### RUNNING BACK

Player	Years	Pos	Seasons	Games
Freeman McNeil	1981-1992	HB	12	144
Bill Mathis	1960-1969	HB	10	137
Jerald Sowell	1997-2005	FB	9	137
Richie Anderson	1993-2002	FB	10	134
Johnny Hector	1983-1992	HB	10	126
Curtis Martin	1998-2005	HB	8	123
Emerson Boozer	1966-1975	FB	10	118
Curley Johnson	1961-1968	RB/P	8	110
Scott Dierking	1977-1983	FB	7	102

#### DEFENSIVE BACK

Player	Years	Pos	Seasons	Games
Victor Green	1993-2001	S	9	139
Ray Mickens	1996-2003	CB	8	126
Aaron Glenn	1994-2001	CB	8	121
Ken Schroy	1977-1984	S	8	113
James Hasty	1988-1994	CB	7	111

#### KICKER

Player	Years	Pos	Seasons	Games
Pat Leahy	1974-1991	K	18	250
Jim Turner	1964-1970	K	7	98
John Hall	1997-2002	K	6	95

#### PUNTER

Player	Years	Pos	Seasons	Games
Chuck Ramsey	1977-1984	P	8	117
Curley Johnson	1961-1968	P/RB	8	110
Brian Hansen	1994-1998	P	5	70
Steve O'Neal	1969-1972	P	4	56

#### LINEBACKER

Player	Years	Seasons	Games
Kyle Clifton	1984-1996	13	204
Mo Lewis	1991-2003	13	200
Larry Grantham	1960-1972	13	175
Ralph Baker	1964-1974	11	142
Marvin Jones	1993-2003	10	142
Al Atkinson	1965-1974	10	120
Greg Buttle	1976-1984	9	110
John Ebersole	1970-1977	8	108

## PUNTING RECORDS

### ALL-TIME

Player	Season	Punt	Blk	Yds	Avg	TB	In20	Lg	NetAvg
1t. Tommy Parks	2001-2001(1)	5	0	238	47.6	1	1	56	22.6
1t. Don Silvestri	1995-1996(2)	5	0	238	47.6	1	0	61	33.6
3. Bake Turner	1963-1969(7)	2	0	89	44.5	-	-	46	-
4. Billy Atkins	1962-1963(2)	22	0	969	44.0	-	-	63	-
5. Al Dorow	1960-1961(2)	6	0	264	44.0	-	-	-	-
<b>6. Ben Graham</b>	<b>2005-2006(2)</b>	<b>146</b>	<b>1</b>	<b>6,415</b>	<b>43.9</b>	<b>17</b>	<b>44</b>	<b>69</b>	<b>37.9</b>
7. Tom Tupa	1999-2001(3)	231	0	9,948	43.1	27	64	70	34.6
8. Curley Johnson	1961-1968(8)	534	1	22,718	42.5	-	-	73	-
9. Brian Hansen	1994-1998(5)	359	2	15,218	42.4	37	87	69	34.6
10. John Kidd	1998-1998(1)	28	0	1,166	41.6	2	8	57	36.9
11. John Hall	1997-2002(6)	5	0	206	41.2	0	2	57	35.2
12. Matt Turk	2002-2002(1)	63	0	2,584	41.0	9	13	65	34.9
13. Steve O'Neal	1969-1972(4)	256	2	10,350	40.4	-	-	98	-
14. Johnny Green	1962-1963(2)	3	0	121	40.3	-	-	55	-
15. Chuck Ramsey	1977-1984(8)	553	4	22,128	40.0	63	125	79	33.1
16. Duane Carrell	1976-1977(2)	95	0	3,775	39.7	7	15	72	31.9
17. Nick Gallery	1998-1998(1)	6	0	238	39.7	0	2	49	33.3
18. Louie Aguiar	1991-1993(3)	210	0	8,320	39.6	17	56	71	35.6
19. Joe Prokop	1988-1990(3)	231	0	9,099	39.4	17	73	76	34.8
20. Dave Jennings	1985-1987(3)	223	0	8,775	39.3	20	62	66	34.9
21. Daniel Pope	2001-2001(1)	4	0	153	38.3	0	2	47	36.3
22. Toby Gowin	2004-2004(1)	80	0	3,057	38.2	8	22	58	33.5
23. Dainard Paulson	1961-1966(6)	3	0	113	37.7	-	-	48	-
24. Dan Stryzinski	2003-2003(1)	71	1	2,655	37.4	4	22	55	31.3
25. Rick Sapienza	1960-1960(1)	8	-	299	37.4	-	-	-	-
26. Julian Fagan	1973-1973(1)	74	2	2,744	37.1	-	-	58	-
27. Joe Pagliei	1960-1960(1)	48	-	1,779	37.1	-	-	-	-
28. Greg Gantt	1974-1975(2)	134	3	4,845	36.2	-	-	71	-
29. Junior Wren	1961-1961(1)	8	-	271	33.9	-	-	53	-
30. Tom O'Connor	1987-1987(1)	18	0	602	33.4	1	2	47	28.9
31. Chad Pennington	2000-2006(7)	1	0	29	29.0	0	1	29	29.0
32. Ken O'Brien	1984-1992(9)	1	0	23	23.0	0	0	23	11.0
<b>33. Mike Nugent</b>	<b>2005-2006(2)</b>	<b>1</b>	<b>0</b>	<b>18</b>	<b>18.0</b>	<b>0</b>	<b>1</b>	<b>18</b>	<b>18.0</b>
Pat Leahy	1974-1991(18)	1	0	12	12.0	0	0	12	12.0

For a complete list, log on to [newyorkjets.com](http://newyorkjets.com)

### TOP 5

#### MOST PUNTS

1. Chuck Ramsey	553
2. Curley Johnson	534
3. Brian Hansen	359
4. Steve O'Neal	256
5t. Joe Prokop	231
5t. Tom Tupa	231

#### PUNTS DOWNED INSIDE THE 20 (SINCE 1976)

1. Chuck Ramsey	125
2. Brian Hansen	87
3. Joe Prokop	73
4. Tom Tupa	64
5. Dave Jennings	62



John "Curley" Johnson

### GAME

#### MOST PUNTS

Player	Opp	Date	Punts
1. Steve O'Neal	at BAL	9/19/71	11
2t. Curley Johnson	vs. BUF	12/19/65	10
2t. Steve O'Neal	at NE	9/10/71	10

#### LONGEST PUNTS

Player	Opp	Date	Yds
1. Steve O'Neal	at DEN	9/21/69	98t
2. Chuck Ramsey	at BAL	10/15/78	79
3. Joe Prokop	at NE	11/5/89	76
4. Curley Johnson	at DEN	10/3/65	73
5. Duane Carrell	at SF	10/3/76	72

### SEASON AVERAGE

Player	Year	Punts	Yds	Avg
1. Curley Johnson	1965	72	3,260	45.3
2. Tom Tupa	1999	81	3,659	45.2
3t. Brian Hansen	1996	74	3,311	44.7
3t. Tom Tupa	2000	83	3,714	44.7

### MOST PUNTS - SEASON

Player	Year	Punts
1. Brian Hansen	1995	99
2. Joe Prokop	1989	87
3t. Dave Jennings	1986	85
3t. Joe Prokop	1988	85
5. Brian Hansen	1994	84



Ben Graham

## PUNT RETURN RECORDS

ALL-TIME PUNT RETURN YARDAGE						
Player	Season	PR	Yds	Avg	Lg	TD
1. Bruce Harper	1977-1984(8)	183	1,784	9.7	82t	1
2. Jojo Townsell	1985-1990(6)	127	1,360	10.7	91t	2
3. Santana Moss	2001-2004(4)	88	1,052	12.0	63t	2
4. Leon Johnson	1997-2000(4)	91	890	9.8	66t	1
5. Bill Baird	1963-1969(7)	88	787	8.9	93	1
6. Kirk Springs	1981-1985(5)	65	681	10.5	76t	1
7. Dick Christy	1961-1963(3)	42	679	16.2	73	4
8. Dedric Ward	1997-2000(4)	81	629	7.8	23	0
9. Kurt Sohn	1981-1988(7)	68	519	7.6	46	0
10. Clifford Hicks	1993-1994(2)	55	499	9.1	26	0
11t. Chris Farasopoulos	1971-1973(3)	50	445	8.9	65t	1
11t. Terance Mathis	1990-1993(4)	50	445	8.9	98t	1
13. Mike Battle	1969-1970(2)	53	352	6.6	22	0
14. Lou Piccone	1974-1976(3)	48	322	6.7	60t	1
15. Roscoe Word	1974-1976(3)	38	301	7.9	34	0
16. Earl Christy	1966-1968(3)	34	222	6.5	39	0
17. Rob Carpenter	1992-1994(3)	28	208	7.4	21	0
18. <b>Jerricho Catchery</b>	<b>2004-2006(3)</b>	<b>23</b>	<b>182</b>	<b>7.9</b>	<b>18</b>	<b>0</b>
19. Jeff Snyder	1995-1995(1)	17	178	10.5	22	0
20. Chad Morton	2001-2002(2)	17	164	9.6	33	0
21. <b>Tim Dwight</b>	<b>2006-2006(1)</b>	<b>14</b>	<b>146</b>	<b>10.4</b>	<b>18</b>	<b>0</b>
22. Dexter Carter	1995-1995(1)	21	145	6.9	20	0
23. Ken Schroy	1977-1984(8)	14	140	10.0	30	0
24. Wayne Chrebet	1995-2005(11)	28	139	5.0	15	0
25. Craig Yeast	2001-2001(1)	13	122	9.4	35	0
26. Louis Giammona	1976-1976(1)	12	117	9.8	25	0
27. <b>Justin McCarreins</b>	<b>2004-2006(3)</b>	<b>19</b>	<b>116</b>	<b>6.1</b>	<b>26</b>	<b>0</b>
28. Mike Harmon	1983-1983(1)	12	109	9.1	21	0
29. Sherman Lewis	1966-1967(2)	14	100	7.1	40	0
30. <b>Leon Washington</b>	<b>2006-2006(1)</b>	<b>13</b>	<b>97</b>	<b>7.5</b>	<b>38</b>	<b>0</b>

For a complete list, log on to [newyorkjets.com](http://newyorkjets.com)

TOP 5 CAREER PUNT RETURNS	
1. Bruce Harper	183
2. Jo Jo Townsell	127
3. Leon Johnson	91
4. Santana Moss	88
5. Bill Baird	88

TOUCHDOWNS	
1. Dick Christy	4
2t. Santana Moss	2
2t. Jojo Townsell	2
4t. Bruce Harper	1
4t. Leon Johnson	1
4t. Bill Baird	1
4t. Kirk Springs	1
4t. Chris Farasopoulos	1
4t. Terance Mathis	1
4t. Michael Harper	1
4t. Lou Piccone	1

PUNT RETURN AVG. (MIN 40 RETURNS)	
1. Dick Christy	1961-63 16.2
2. Santana Moss	2001-04 12.0
3. Jojo Townsell	1985-90 10.7
4. Kirk Springs	1981-85 10.5
5. Leon Johnson	1997-00 9.9

SEASON							
RETURN YARDS							
	Player	Year	Returns	Yds	Avg	Lg	Td
1.	Leon Johnson	1997	51	619	12.1	66t	1
2.	Bruce Harper	1977	34	425	12.5	49	0
3.	Santana Moss	2002	25	413	16.5	63t	2
4.	Jojo Townsell	1988	35	409	11.7	59t	1
5.	Dick Christy	1961	18	383	21.3	-	2

PUNT RETURNS			
1.	Leon Johnson	1997	51
2t.	Dedric Ward	1999	38
2t.	Clifford Hicks	1994	38
2t.	Roscoe Ward	1974	38
5t.	Jojo Townsell	1988	35
5t.	Kurt Sohn	1986	35
5t.	Bruce Harper	1981	35

RETURN AVERAGE (MIN 20 RETS)			
	Player	Year	Rt
1.	Santana Moss	2002	16.5 (25 ret)
2.	Bruce Harper	1978	12.6 (30 ret)
3.	Bruce Harper	1977	12.5 (34 ret)
4.	Kirk Springs	1983	12.5 (23 ret)
5.	Leon Johnson	1997	12.1 (51 ret)

TOUCHDOWNS			
	Player	Year	TD
1t.	Santana Moss	2002	2
1t.	Dick Christy	1962	2
1t.	Dick Christy	1961	2

SINGLE GAME PUNT RETURNS			
Player	Opp	Date	Returns
1. Jojo Townsell	vs KC	10/2/88	7 (110 yards)
2t. Bill Baird	vs. HOU	10/15/67	6 (40 yards)
2t. Roscoe Ward	at MIA	10/7/74	6 (36 yards)
2t. Lou Piccone	vs. TB	11/14/76	6 (112 yards)
2t. Bruce Harper	vs. NYG	11/1/81	6 (61 yards)
2t. Bruce Harper	at DET	12/6/82	6 (74 yards)
2t. Leon Johnson	at MIA	11/9/97	6 (37 yards)
2t. Leon Johnson	at BAL	12/24/00	6 (47 yards)

PUNT RETURN YARDS			
Player	Opp	Date	Yds
1. Dick Christy	vs. DEN	9/24/61	137 (3 ret, 45.7 avg, 2 TD)
2. Kirk Springs	at NO	11/21/83	128 (3 ret, 42.7 avg.)
3. Santana Moss	at SD	11/3/02	116 (5 ret, 23.2 avg)
4. Lou Piccone	vs. TB	11/14/76	112 (6 ret, 18.7 avg, TD)
5. Jojo Townsell	vs. KC	10/2/88	110 (7 ret, 15.7 avg)

LONGEST PUNT RETURNS			
Player	Opp	Date	Yds
1. Terance Mathis	vs. DAL	11/4/90	98t
2. Bill Baird	at HOU	11/10/63	93t
3. Jojo Townsell	vs. SEA	11/9/87	91t
4. Bruce Harper	vs. BUF	10/8/78	82t
5. Michael Harper	vs. DAL	10/4/87	78t



## KICKOFF RETURN RECORDS

### ALL-TIME KICKOFF RETURN YARDAGE

Player	Season	KR	Yds	Avg	Lg	TD
1. Bruce Harper	1977-1984(8)	243	5,407	22.3	60	0
2. Bobby Humphrey	1984-1989(6)	130	2,974	22.9	97t	2
<b>3. Justin Miller</b>	<b>2005-2006(2)</b>	<b>106</b>	<b>2,881</b>	<b>27.2</b>	<b>103t</b>	<b>3</b>
4. Aaron Glenn	1994-2001(8)	111	2,578	23.2	96t	1
5. Lou Piccone	1974-1976(3)	96	2,297	23.9	58	0
6. Jojo Townsell	1985-1990(6)	98	2,048	20.9	93t	1
7. Terance Mathis	1990-1993(4)	107	1,980	18.5	50	0
8. Dick Christy	1961-1963(3)	77	1,769	23.0	71	0
9. Chad Morton	2001-2002(2)	70	1,756	25.1	98t	2
10. Mike Battle	1969-1970(2)	71	1,641	23.1	45	0
11. Earl Christy	1966-1968(3)	58	1,323	22.8	87	0
12. Dwight Stone	1999-2000(2)	53	1,244	23.5	50	0
13. Bake Turner	1963-1969(7)	55	1,184	21.5	49	0
14. Chris Farasopoulos	1971-1973(3)	51	1,172	23.0	51	0
15. Kurt Sohn	1981-1988(7)	63	1,164	18.5	36	0
16. Kirk Springs	1981-1985(5)	49	1,112	22.7	73	0
17. Kevin Williams	1998-2000(3)	38	947	24.9	97t	1
18t. Jonathan Carter	2003-2004(2)	35	891	25.5	90t	1
18t. Leon Burton	1960-1960(1)	31	891	28.7	-	2
20. Emerson Boozer	1966-1975(10)	37	872	23.6	96	1
21. Leon Johnson	1997-2000(4)	36	833	23.1	101t	1
22. Johnny Hector	1983-1992(10)	34	735	21.6	53	0
23. Bill Shockley	1960-1962(3)	30	707	23.6	32	0
24. Dexter Carter	1995-1995(1)	33	705	21.4	57	0
25. LaMont Jordan	2001-2004(4)	33	667	20.2	40	0
26. Craig Yeast	2001-2001(1)	29	663	22.9	50	0
27. Ron Carpenter	1995-1996(2)	26	660	25.4	58	0
28. Preston Brown	1983-1983(1)	29	645	22.2	46	0
29t. Margene Adkins	1973-1973(1)	31	615	19.8	38	0
29t. Adrian Murrell	1993-1997(5)	38	615	16.2	37	0

For a complete list, log on to [newyorkjets.com](http://newyorkjets.com)

### TOP 5 CAREER KICKOFF RETURNS

1. Bruce Harper	243
2. Bobby Humphrey	130
3. Aaron Glenn	111
4. Terance Mathis	107
<b>5. Justin Miller</b>	<b>106</b>

### RETURN AVERAGE (MIN 30 RETURNS)

1. Leon Burton	28.7
<b>2. Justin Miller</b>	<b>27.2</b>
3. Jonathan Carter	25.5
4. Chad Morton	25.1
5. Kevin Williams	24.9

### TOUCHDOWNS

<b>1. Justin Miller</b>	<b>3</b>
2t. Bobby Humphrey	2
2t. Chad Morton	2
2t. Leon Burton	2

### SEASON

MOST RETURNS					AVERAGE (MIN 25 RETURNS)		
Player	Year	No			Player	Year	Return Average
1. Justin Miller	2005	60			1. Leon Burton	1960	28.7 (31 ret)
2. Chad Morton	2002	58			<b>2. Justin Miller</b>	<b>2006</b>	<b>28.3 (46 ret)</b>
3t. Bruce Harper	1978	55			3. Aaron Glenn	1997	26.5 (28 ret)
3t. Bruce Harper	1978	55			<b>4. Justin Miller</b>	<b>2005</b>	<b>26.3 (60 ret)</b>
5. Bruce Harper	1980	49			5. Chad Morton	2002	26.0 (58 ret)

MOST YARDS					TOUCHDOWNS		
Player	Year	Returns	Yards	Average	Player	Year	TD Returns
1. Justin Miller	2005	60	1,577	26.3	1t. Justin Miller	2006	2
2. Chad Morton	2002	58	1,509	26.0	1t. Chad Morton	2002	2
<b>3. Justin Miller</b>	<b>2006</b>	<b>46</b>	<b>1,304</b>	<b>28.3</b>	1t. Leon Burton	1960	2
4. Bruce Harper	1978	55	1,280	23.3			
5. Bruce Harper	1979	55	1,158	21.1			

### SINGLE GAME

MOST RETURNS				
Player	Opp	Date	Rt	
1t. Justin Miller	at JAX	10/8/2006	8/172/21.5	
1t. Bobby Humphrey	at CIN	12/21/86	8/234/29.25	
1t. Bruce Harper	at NE	9/9/79	8/204/25.5	
1t. Bruce Harper	at NE	10/29/78	8/180/22.5	

MOST RETURN YARDS				
Player	Opp	Date	Yds	
1. Chad Morton	at BUF	9/8/02	6/278/46.3	
2. Jonathan Carter	at IND	11/16/03	6/242/40.3	
3. Bobby Humphrey	at CIN	12/21/86	8/234/29.3	

LONGEST KICKOFF RETURNS				
Player	Opp	Date	Yds	
1. Justin Miller	vs. IND	10/1/06	103t	
2t. Leon Johnson	vs. TB	12/14/97	101t	
2t. Leon Burton	vs. OAK	10/28/60	101t	
<b>4. Justin Miller</b>	<b>at CLE</b>	<b>10/29/06</b>	<b>99t</b>	
5. Chad Morton	at BUF	9/8/02	98t	



Justin Miller



## YEAR BY YEAR LEADERS

### RUSHING

Year	Player	Att	Yds	Avg	TD
1960	Al Dorow	90	453	5.0	7
1961	Bill Mathis	202	846	4.2	7
1962	Dick Christy	114	535	4.6	3
1963	Mark Smolinski	150	561	3.7	4
1964	Matt Snell	215	948	4.4	5
1965	Matt Snell	169	763	4.5	4
1966	Matt Snell	178	644	3.6	4
1967	Emerson Boozier	119	442	3.7	10
1968	Matt Snell	179	747	4.2	6
1969	Matt Snell	191	695	3.6	4
1970	Emerson Boozier	139	581	4.2	5
1971	John Riggins	180	769	4.3	1
1972	John Riggins	202	944	4.6	7
1973	Emerson Boozier	182	831	4.6	3
1974	John Riggins	169	680	4.0	5
1975	John Riggins	238	1,005	4.2	8
1976	Clark Gaines	157	724	4.6	3
1977	Clark Gaines	158	595	3.8	3
1978	Kevin Long	214	954	4.5	10
1979	Clark Gaines	186	905	4.9	0
1980	Scott Dierking	156	567	3.6	6
1981	Freeman McNeil	137	623	4.5	2
1982	Freeman McNeil	151	786+	5.2+	6
1983	Freeman McNeil	160	654	4.1	1
1984	Freeman McNeil	229	1,070	4.7	5
1985	Freeman McNeil	294	1,331	4.5	3
1986	Freeman McNeil	214	856	4.0	5
1987	Freeman McNeil	121	530	4.4	0
1988	Freeman McNeil	219	944	4.3	6
1989	Johnny Hector	177	702	4.0	3
1990	Blair Thomas	123	620	5.0	1
1991	Blair Thomas	189	728	3.9	3
1992	Brad Baxter	152	698	4.6	6
1993	Johnny Johnson	198	821	4.1	3
1994	Johnny Johnson	240	931	3.9	3
1995	Adrian Murrell	192	795	4.1	1
1996	Adrian Murrell	301	1,249	4.1	6
1997	Adrian Murrell	300	1,088	3.6	7
1998	Curtis Martin	369	1,287	3.5	8
1999	Curtis Martin	367	1,464	4.0	5
2000	Curtis Martin	316	1,204	3.8	9
2001	Curtis Martin	333	1,513	4.5	10
2002	Curtis Martin	261	1,094	4.2	7
2003	Curtis Martin	323	1,308	4.0	2
2004	Curtis Martin	371	1,697	4.6	12
2005	Curtis Martin	220	735	3.3	5
2006	Leon Washington	151	650	4.3	4

### PASSING

Year	Player	Att	Cmp	Pct	Yds	TD	Int	Rt
1960	Al Dorow	396	201	.508	2,748	26	26	67.8
1961	Al Dorow	438*	197	.449	2,651	19	30	50.7
1962	John Green	258	128	.496	1,741	10	18	55.4
1963	Dick Wood	351	160	.456	2,202	18	18	60.6
1964	Dick Wood	357	168	.470	2,301	17	25	54.8
1965	Joe Namath	340	164	.482	2,220	18	15	68.8
1966	Joe Namath	471*	232	.493	3,379	19	27	62.6
1967	Joe Namath	491	258	.525	4,007	26	28	73.8
1968	Joe Namath	380	187	.492	3,147	15	17	72.1
1969	Joe Namath	361	185	.512	2,734	19	17	74.3
1970	Al Woodall	188	96	.510	1,265	9	9	68.7
1971	Bob Davis	121	49	.405	624	10	8	57.3
1972	Joe Namath	324	162	.500	2,816	19	21	72.5
1973	Al Woodall	201	101	.502	1,226	8	9	67.8
1974	Joe Namath	361	191	.529	2,616	20	22	69.4
1975	Joe Namath	326	157	.482	2,286	15	28	51.0
1976	Joe Namath	230	114	.496	1,090	4	16	39.9
1977	Richard Todd	265	133	.502	1,863	11	17	60.3
1978	Matt Robinson	266	124	.466	2,002	13	16	63.5
1979	Richard Todd	334	171	.512	2,660	16	22	66.5
1980	Richard Todd	479	264	.551	3,329	17	30	62.7
1981	Richard Todd	497	279	.561	3,231	25	13	81.8
1982	Richard Todd	261	165	.586	1,961	14	8	87.3
1983	Richard Todd	518	308	.595	3,478	18	26	70.3
1984	Pat Ryan	285	156	.547	1,939	14	14	72.0
1985	Ken O'Brien	488	297	.609	3,888	25	8	96.2
1986	Ken O'Brien	482	300	.622	3,690	25	20	85.8
1987	Ken O'Brien	393	234	.595	2,696	13	8	82.8
1988	Ken O'Brien	424	236	.557	2,567	15	7	78.6
1989	Ken O'Brien	477	288	.604	3,346	12	18	74.3
1990	Ken O'Brien	411	226	.550	2,855	10	13	71.8
1991	Ken O'Brien	489	287	.587	3,300	10	11	76.6
1992	Browning Nagle	387	192	.496	2,280	17	7	55.7
1993	Boomer Esiason	473	288	.609	3,421	11	16	84.5
1994	Boomer Esiason	440	255	.580	2,782	13	17	77.3
1995	Boomer Esiason	389	221	.568	2,275	15	16	71.4
1996	Frank Reich	331	175	.529	2,205	16	15	68.9
1997	Neil O'Donnell	460	259	.563	2,796	17	7	80.3
1998	Vinny Testaverde	421	259	.615	3,256	29	7	101.6
1999	Ray Lucas	272	161	.592	1,678	6	14	63.0
2000	Vinny Testaverde	590	328	.556	3,732	21	25	69.0
2001	Vinny Testaverde	441	260	.584	2,752	15	14	75.3
2002	Chad Pennington	399	275	.689	3,120	22	6	104.2
2003	Chad Pennington	297	189	.636	2,139	13	12	82.9
2004	Chad Pennington	370	242	.654	2,673	16	9	91.0
2005	Brooks Bollinger	266	150	.564	1,558	7	6	72.9
2006	Chad Pennington	485	313	.644	3,352	17	16	82.6



Leon Washington



Chad Pennington





# SCORING

Year	Player	TD	Pat	FG	Pts
1960	Bill Shockley	2	47	9	86
1961	Bill Mathis	8	0	0	48
	Don Maynard	8	0	0	48
1962	Bill Shockley	0	29	13	68
1963	Dick Guesman	0	30	9	57
1964	Jim Turner	0	33	13	72
1965	Jim Turner	0	31	20	91
1966	Jim Turner	0	34	18	88
1967	Jim Turner	0	36	17	87
1968	Jim Turner	0	43	34	145
1969	Jim Turner	0	33	32	129
1970	Jim Turner	0	28	19	85
1971	Bobby Howfield	0	25	8	49
1972	Bobby Howfield	0	40	27	121
1973	Bobby Howfield	0	27	17	78
1974	Rich Caster	7	0	0	42
	John Riggins	7	0	0	42
1975	Pat Leahy	0	27	13	66
1976	Pat Leahy	0	16	11	49
1977	Pat Leahy	0	18	15	63



Mike Nugent

1978	Pat Leahy	0	41	22	107
1979	Kevin Long	7	0	0	42
1980	Pat Leahy	0	36	14	78
1981	Pat Leahy	0	38	25	113
1982	Pat Leahy	0	26	11	59
1983	Pat Leahy	0	36	16	84
1984	Pat Leahy	0	38	17	89
1985	Pat Leahy	0	43	26	121
1986	Pat Leahy	0	44	16	92
1987	Pat Leahy	0	31	18	85
1988	Pat Leahy	0	43	23	112
1989	Pat Leahy	0	29	14	71
1990	Pat Leahy	0	32	23	101
1991	Pat Leahy	0	30	26	108
1992	Cary Blanchard	0	17	16	65
1993	Cary Blanchard	0	31	17	82
1994	Nick Lowery	0	26	20	86
1995	Nick Lowery	0	24	17	75
1996	Nick Lowery	0	26	17	77
1997	John Hall	0	36	28	120
1998	John Hall	0	45	25	120
1999	John Hall	0	27	27	108
2000	John Hall	0	30	21	93
2001	John Hall	0	32	24	104
2002	John Hall	0	35	24	107
2003	Doug Brien	0	24	27	105
2004	Doug Brien	0	33	24	105
2005	Mike Nugent	0	24	22	90
2006	Mike Nugent	0	34	24	106

# RECEPTIONS

Year	Player	Rec	Yds	Avg	TD
1960	Don Maynard	72	1,265	17.6	6
1961	Art Powell	71	881	12.4	5
1962	Art Powell	64	1,130*	17.6	8
1963	Bake Turner	71	1,007	14.2	6
1964	Bake Turner	58	974	16.8	9
1965	Don Maynard	68	1,218	17.9	14
1966	George Sauer	63	1,079	17.1	5
1967	George Sauer	75*	1,189	15.9	6
1968	George Sauer	66	1,141	17.3	3
1969	Don Maynard	47	938	20.0	6
1970	Don Maynard	31	525	16.9	0
1971	John Riggins	36	231	6.4	2
1972	Rich Caster	39	833**	21.4	10
1973	Jerome Barkum	44	810	18.4	6
1974	Jerome Barkum	41	524	12.8	3
1975	Rich Caster	47	820	17.4	4
1976	Clark Gaines	41	400	9.8	2
1977	Clark Gaines	55	469	8.5	1
1978	Wesley Walker	48	1,169+	24.4+	8
1979	Derrick Gaffney	32	534	16.7	1
1980	Bruce Harper	50	634	12.7	3
1981	Bruce Harper	52	459	8.8	1
1982	Wesley Walker	39	620	15.9	6
1983	Wesley Walker	61	868	14.2	7
1984	Mickey Shuler	68	782	11.5	6
1985	Mickey Shuler	76	879	11.6	7
1986	Al Toon	85	1176	13.8	8
1987	Al Toon	68	976	14.4	5
1988	Al Toon	93+	1,067	11.5	5
1989	Al Toon	63+	693	11.0	2
1990	Al Toon	57	757	13.3	6
1991	Al Toon	74	963	13.0	0
1992	Chris Burkett	57	724	12.7	1
1993	Johnny Johnson	67	641	9.6	1
1994	Rob Moore	78	1,010	12.9	6
1995	Adrian Murrell	71	465	6.5	2
1996	Wayne Chrebet	84	909	10.8	3
1997	Keyshawn Johnson	70	963	13.8	5
1998	Keyshawn Johnson	83	1,131	13.6	10
1999	Keyshawn Johnson	89	1,170	13.1	8
2000	Richie Anderson	88	853	9.7	2
2001	Laveranues Coles	59	868	14.7	7
2002	Laveranues Coles	89	1,264	14.2	5
2003	Santana Moss	74	1,105	14.9	10
2004	Justin McCareins	56	770	13.8	4
2005	Laveranues Coles	73	845	11.6	5
2006	Laveranues Coles	91	1,098	12.1	6



Laveranues Coles

## RECEIVING YARDS



Don Maynard

Year	Player	Yds	Rec	Avg	TD
1960	Don Maynard	1,265	72	17.6	6
1961	Art Powell	881	71	12.4	5
1962	Art Powell	1,130*	64	17.6	8
1963	Bake Turner	1,007	71	14.2	6
1964	Bake Turner	974	58	16.8	9
1965	Don Maynard	1,218	68	17.9	14
1966	George Sauer	1,079	63	17.1	5
1967	Don Maynard	1,434*	71	20.2*	10
1968	Don Maynard	1,297	57	22.8*	10
1969	Don Maynard	938	47	20.0	6
1970	Don Maynard	525	31	16.9	0
1971	Richard Caster	454	26	17.5	6
1972	Richard Caster	833**	39	21.4	10
1973	Jerome Barkum	810	44	18.4	6
1974	David Knight	579	40	14.5	4
1975	Richard Caster	820	47	17.4	4
1976	David Knight	403	20	20.2	2
1977	Wesley Walker	740	35	21.1+	3
1978	Wesley Walker	1,169+	48	24.4+	8
1979	Wesley Walker	569	23	24.7+	5
1980	Bruce Harper	634	50	12.7	3
1981	Wesley Walker	770	47	16.4	9
1982	Wesley Walker	620	39	15.9	6
1983	Wesley Walker	868	61	14.2	7
1984	Mickey Shuler	782	68	11.5	6
1985	Mickey Shuler	879	76	11.6	7
1986	Al Toon	1176	85	13.8	8
1987	Al Toon	976	68	14.4	5
1988	Al Toon	1,067	93+	11.5	5
1989	JoJo Townsell	787	45	17.5	5
1990	Al Toon	757	57	13.3	6
1991	Rob Moore	987	70	14.1	5
1992	Rob Moore	726	50	12.7	4
1993	Rob Moore	843	64	13.2	1
1994	Rob Moore	1,010	78	12.9	6
1995	Wayne Chrebet	726	66	11.0	4
1996	Wayne Chrebet	909	84	10.8	3
1997	Keyshawn Johnson	963	70	13.8	5
1998	Keyshawn Johnson	1,131	83	13.6	10
1999	Keyshawn Johnson	1,170	89	13.1	8
2000	Wayne Chrebet	937	69	13.6	8
2001	Laveranues Coles	868	59	14.7	7
2002	Laveranues Coles	1,264	89	14.2	5
2003	Santana Moss	1,105	74	14.9	10
2004	Santana Moss	838	45	18.6	5
2005	Laveranues Coles	845	73	11.6	5
2006	Laveranues Coles	1,098	91	12.1	6

## PUNT RETURNS

Year	Player	Ret	Yds	Avg	TD
1960	Leon Burton	12	93	7.8	0
1961	Dick Christy	8	383	21.3	2
1962	Dick Christy	15	250	16.7	2
1963	Bill Baird	4	143	35.8	1
1964	Bill Baird	18	160	9.4	0
1965	Bill Baird	14	88	6.3	0
1966	Sherman Lewis	7	76	10.9	0
1967	Bill Baird	25	219	8.8	0
1968	Earl Christy	13	116	8.9	0
1969	Mike Battle	34	235	6.9	0
1970	Mike Battle	19	117	6.2	0
1971	Chris Farasopoulos	19	155	8.2	0
1972	Chris Farasopoulos	17	179	10.5	1
1973	Chris Farasopoulos	14	111	7.9	0
1974	Roscoe Word	38	301	7.9	0
1975	Lou Piccone	18	74	4.1	0
1976	Lou Piccone	21	173	8.2	1
1977	Bruce Harper	34	425	12.5	0
1978	Bruce Harper	30	378	12.6	1
1979	Bruce Harper	33	290	8.8	0
1980	Bruce Harper	28	242	8.6	0
1981	Bruce Harper	35	265	7.6	0
1982	Bruce Harper	23	184	8.0	0
1983	Kirk Springs	23	287	12.5	1
1984	Kirk Springs	28	247	8.8	0
1985	Kurt Sohn	16	149	9.3	0
1986	Kurt Sohn	35	289	8.3	0
1987	JoJo Townsell	32	381	11.9	1
1988	JoJo Townsell	35	409	11.7	1
1989	JoJo Townsell	33	299	9.1	0
1990	Terance Mathis	11	165	15.0	1
1991	Terance Mathis	23	157	6.8	0
1992	Rob Carpenter	28	208	7.4	0
1993	Clifford Hicks	17	157	9.2	0
1994	Clifford Hicks	38	342	9.0	0
1995	Jeff Sydnor	17	178	10.5	0
1996	Wayne Chrebet	28	133	4.8	0
1997	Leon Johnson	51	619	12.1	1
1998	Leon Johnson	29	203	7.0	0
1999	Dedric Ward	38	288	7.6	0
2000	Dedric Ward	27	214	7.9	0
2001	Craig Yeast	13	122	9.4	0
2002	Santana Moss	25	413	16.5	2
2003	Santana Moss	30	332	11.1	0
2004	Santana Moss	27	225	8.3	0
2005	Jerricho Cotchery	23	182	7.9	0
2006	Tim Dwight	14	146	10.4	0



Jerricho Cotchery



# KICKOFF RETURNS

Year	Player	Ret	Yds	Avg	TD
1960	Leon Burton	31	891	28.7	2
1961	Dick Christy	15	260	24.0	0
1962	Dick Christy	38	824	21.6	0
1963	Dick Christy	24	585	24.4	0
1964	Jim Evans	13	259	19.9	0
1965	Bake Turner	18	402	22.3	0
1966	Emerson Boozer	26	659	25.3	1
1967	Earl Christy	23	521	22.7	0
1968	Earl Christy	25	599	24.0	0
1969	Mike Battle	31	750	24.2	0
1970	Mike Battle	40	891	22.3	0
1971	Chris Farasopoulos	25	545	21.8	0
1972	Chris Farasopoulos	26	827	24.1	0
1973	Margene Adkins	31	615	19.8	0
1974	Lou Piccone	39	961	24.6	0
1975	Lou Piccone	26	637	24.5	0
1976	Lou Piccone	31	788	23.6	0
1977	Bruce Harper	42	1,035	24.6	0
1978	Bruce Harper	55	1,280	23.3	0
1979	Bruce Harper	55	1,158	21.1	0
1980	Bruce Harper	49	1,070	21.8	0
1981	Bruce Harper	23	480	20.9	0
1982	Bruce Harper	18	368	20.4	0
1983	Kirk Springs	16	364	22.8	0
1984	Bobby Humphery	22	675	30.7	1
1985	Bobby Humphery	17	363	21.4	0
1986	Bobby Humphery	28	655	23.4	1
1987	Bobby Humphery	18	357	19.8	0
1988	Bobby Humphery	21	510	24.3	0
1989	JoJo Townsell	34	653	19.2	0



Justin Miller

1990	Terance Mathis	43	787	18.3	0
1991	Terance Mathis	29	599	20.7	0
1992	Erik McMillan	22	420	19.1	0
1993	Adrian Murrell	23	342	14.9	0
1994	Aaron Glenn	27	582	21.6	0
1995	Ron Carpenter	20	553	27.7+	0
1996	Henry Bailey	24	470	19.6	0
1997	Aaron Glenn	28	741	26.5**	1
1998	Aaron Glenn	24	585	24.4	0
1999	Dwight Stone	28	689	24.6	0
2000	Dwight Stone	25	555	22.2	0
2001	Craig Yeast	29	663	22.9	0
2002	Chad Morton	58	1,509	26.0	2
2003	Michael Bates	22	596	27.1	0
2004	Jonathan Carter	17	374	22.0	0
2005	Justin Miller	60	1,577	26.3	1
2006	Justin Miller	46	1,304	28.3	2

# INTERCEPTIONS

Year	Player	Int	Yds	Avg	TD
1960	Fred Julian	6	27	4.5	0
1961	John Bookman	6	33	5.5	0
1962	Leon Riley	11*	122	11.1	0
1963	Dainard Paulson	6	114	19.0	0
1964	Dainard Paulson	12*	157	13.1	1
1965	Dainard Paulson	7	72	10.3	0
1966	Johnny Sample	6	31	5.2	0
1967	Larry Grantham	5	77	15.4	0
1968	Johnny Sample	7	88	12.6	1
1969	John Dockery	5	98	19.6	0
1970	Bill Baird	5	10	2.0	0
1971	W.K. Hicks	8	99	12.4	0
1972	Steve Tannen	4	46	11.5	0
1973	Delles Howell	7	125	17.9	0
1974	Burgess Owens	4	70	17.5	0
1975	John Ebersole	4	51	12.8	1
1976	Burgess Owens	3	68	22.7	1
1977	Burgess Owens	3	48	16.0	0
1978	Four tied with 2	3	3	1.0	0
1979	Burgess Owens	3	18	6.0	0
1980	Burgess Owens	5	156	31.2	1
1981	Bobby Jackson	5	26	5.2	0
1982	Burgess Owens	6	41	6.8	0
1983	Ken Schroy	8	91	11.4	1
1984	Darrol Ray	7	227	39.6	2
1985	Bobby Jackson	5	84	16.8	1
1986	Lance Mehl	7	57	8.1	1
1987	Russell Carter	4	26	6.5	0
1988	Kerry Glenn	4	15	3.8	1
1989	Bobby Jackson	4	8	2.0	0
1990	Jerry Holmes	6	29	4.8	0
1991	Three tied with 3	8**	168	21.0	2
1992	Erik McMillan	6	180	30.0	1
1993	Erik McMillan	5	92	18.4	0
1994	Erik McMillan	4	52	13.0	0
1995	Mike Brim	6	139	23.2	1
1996	Mike Brim	6	59	9.8	1
1997	Brian Washington	6	128	21.3	1
1998	Marcus Turner	5	155	31.0	1
1999	James Hasty	5	90	18.0	0
2000	Otis Smith	6	101	16.8	1
2001	Aaron Glenn	4	113	28.3	2
2002	Otis Smith	6	158	26.3	3+
2003	Aaron Glenn	6	23	3.8	0
2004	Marcus Coleman	6	165	27.5	1
2005	Victor Green	6	144	24.0	1
2006	Aaron Glenn	5	82	16.4	1
	Donnie Abraham	4	49	12.3	0
	Aaron Beasley	3	64	20.3	0
	Erik Coleman	4	43	10.8	0
	Ty Law	10	195	19.5	1
	Kerry Rhodes	4	46	11.5	0

\*Led AFL

+Led NFL

\*\*Led AFC

## TEAM RECORDS (SEASON)

### POINTS

#### Most Scored

419	1968	14 games
416	1998	16 games
393	1985	16 games

#### Fewest Scored

169	1976	14 games
191	1977	14 games
212	1971	14 games

#### Most Allowed

454	1996	16 games
433	1975	14 games
423	1962	14 games

#### Fewest Allowed

166	1982	9 games
247	1993	16 games
264	1985	16 games

### RUSHING

#### Most Yards

2,646	1979	16 games
2,388	2004	16 games
2,341	1981	16 games

#### Fewest Yards

969	1963	14 games
1,213	1962	14 games
1,279	1995	16 games

#### Most Yards Allowed

2,737	1975	14 games
2,701	1978	16 games
2,592	1976	14 games

#### Fewest Yards Allowed

983	1982	9 games
1,195	1968	14 games
1,283	1970	14 games

#### Most Attempts

634	1979	16 games
571	1981	16 games
564	1985	16 games

#### Fewest Attempts

304	1982	9 games
306	1963	14 games
317	1962	14 games

#### Most Attempts by Opp.

600	1978	16 games
582	1976	14 games
575	1977	14 games

#### Fewest Attempts by Opp.

269	1982	9 games
343	1969	14 games
368	1968	14 games

### PASSING

#### Most Yards

4,023	2000	16 games
3,845	1967	14 games
3,836	1998	16 games

#### Fewest Yards

1,379	1971	14 games
1,606	1976	14 games
1,901	1982	9 games

#### Most Yards by Opp.

4,389	1986	16 games
4,115	1979	16 games
3,860	1999	16 games

### Passing Continued

#### Fewest Yards by Opp.

1,646	1982	9 games
1,950	1973	14 games
2,055	1971	14 games

#### Most Attempts

637	2000	16 games
589	1995	16 games
570	1989	16 games

#### Fewest Attempts

278	1971	14 games
279	1982	9 games
347	1972	14 games

#### Most Attempts by Opp.

603	1986	16 games
574	1999	16 games
570	1979	16 games

#### Fewest Attempts by Opp.

296	1973	14 games
297	1982	9 games
316	1975	14 games

#### Most Completions

352	2000	16 games
339	1996	16 games
338	1989	16 games

#### Fewest Comp.

119	1971	14 games
165	1982	9 games
170	1977	14 games

#### Most Comp. by Opp.

359	2002	16 games
348	1986	16 games
339	1979	16 games

#### Fewest Comp. by Opp.

150	1973	14 games
159	1982	9 games
163	1971	14 games

### TOTAL YARDS

#### Most Yards Gained

5,896	1985	16 games
5,715	1998	16 games
5,493	1983	16 games

#### Fewest Yards Gained

3,218	1982	9 games
3,267	1971	14 games
3,499	1963	14 games

#### Most Yards by Opp.

6,050	1986	16 games
5,994	1989	16 games
5,821	1979	16 games

#### Fewest Yards by Opp.

2,629	1982	9 games
3,363	1968	14 games
3,655	1970	14 games

### PUNT RETURNS

#### Most Yards Gained

674	1997	16 games
497	1987	15 games
480	1961	14 games

#### Fewest Yards Gained

116	1975	14 games
120	1960	14 games
133	1996	16 games

### Rushing Continued

#### Most Yards Gained by Opp.

753	1995	16 games
609	1978	16 games
531	1968	14 games

#### Fewest Yards Gained by Opp.

121	1966	14 games
149	1981	16 games
153	1982	9 games

### KICKOFF RETURNS

#### Most Yards

1,728	2005	16 games
1,713	2002	16 games
1,704	1975	14 games

#### Fewest Yards

667	1982	9 games
675	1993	16 games
985	1969	14 games

#### Most Yards by Opp.

1,785	1960	14 games
1,674	1969	14 games
1,664	1968	14 games

#### Fewest Yards by Opp.

552	1992	16 games
743	1982	9 games
899	1976	14 games

### INTERCEPTIONS

#### Most

34	1964	14 games
29	1962, 1969	14 games
28	1968	14 games

#### Fewest

11	1976, 77	14 games;
13	1996, 2003	16 games
15	1971	14 games
15	1975	14 games;
	84, 89, 2002	16 games

#### Most by Opp.

35	1962	14 games
33	1964-1975	14 games
32	1961	14 games

#### Fewest by Opp.

8	1985	16 games
9	1982	9 games
10	1997	16 games

#### Most Return Yards

477	1964	14 games
456	1968	14 games
443	1999	16 games

#### Fewest Return Yards

56	2006	16 games
98	1975	14 games
127	1985	16 games

#### Most Return Yards by Opp.

711	1967	14 games
670	1961	14 games
545	2000	16 games

#### Fewest Return Yards by Opp.

100	1997	16 games
101	1985	16 games
105	1991	16 games

### FUMBLES

#### Most

44	1976	14 games
39	1995	16 games
38	1981, 1993	16 games

### Fumbles Continued

#### Fewest

15	1964, 1967	14 games
16	2002	16 games
18	1969	14 games;
	1982, 2003	16 games

#### Most by Opp.

48	1986	16 games
42	1985	16 games
38	1991	16 games

#### Fewest by Opp.

7	1997	16 games
16	1966	14 games;
	2002, 2006	16 games
17	2003	16 games

#### Most Fumbles Lost

25	1976	14 games
21	1961	14 games;
	1985	16 games
19	1987	15 games;
	2005	16 games

#### Fewest Fumbles Lost

5	2004	16 games
7	1999, 2003	16 games
7	1964	14 games

#### Most Fumbles by Opp.

21	1976	14 games;
	1994	16 games
20	1960, 61, 62	14 games;
	1985	16 games
19	1972	14 games;
	1978, 91	16 games

#### Fewest Fumbles Lost

6	1967	14 games
7	2005	16 games
8	1966	14 games;
	2002	16 games

### PENALTIES

#### Most

135	1987	15 games
131	1986	16 games
121	1995	16 games

#### Fewest

53	1960, 64	14 games
55	1963	14 games
58	1965	14 games

#### Most by Opp.

114	2005	16 games
114	1985	16 games
109	1998	16 games

#### Fewest by Opp.

44	1982	9 games
63	1994	16 games
65	1968	14 games

#### Most Yards

1,078	1995	16 games
1,059	1983	16 games
1,055	1987	15 games

#### Fewest Yards

477	1964	14 games
507	2001	16 games
508	1977	14 games





**Penalties Continued**

**Fewest Yards**

477	1964	14 games
507	2001	16 games
508	1977	14 games

**Most Yards by Opp.**

981	2005	16 games
967	1998	16 games
951	1963, 64	14 games;
	1981	16 games

**Fewest Yards by Opp.**

345	1982	9 games
489	1994	16 games
620	2003	16 games

**SACKS**

**Most**

66	1981	16 games
49	1985	16 games
48	1983	16 games

**Fewest**

16	1976	14 games
19	1975	14 games
20	1960	14 games

**Most by Opp.**

66	1987	15 games
62	1985, 89	16 games
54	1962	14 games

**Sacks Continued**

**Fewest by Opp.**

9	1966	14 games
16	1969	14 games
17	1965, 72	14 games

**FIRST DOWNS**

**Most**

344	1976	14 games
338	1998	16 games
331	1988, 91	16 games

**Fewest**

193	1982	9 games
195	1977	14 games
202	1971	14 games

**Most by Opp.**

349	1986	16 games
348	1980	16 games
341	1984	16 games

**Fewest by Opp.**

161	1982	9 games
178	1968	14 games
203	1967	14 games

**Most via Rushing**

153	1979	16 games
-----	------	----------

**Fewest via Rushing**

52	1963	14 games
----	------	----------

**First Downs Continued**

**Most via Rushing by Opp.**

157	1978	16 games
-----	------	----------

**Fewest via Rushing by Opp.**

54	1982	9 games
----	------	---------

**Most via Passing**

207	1998	16 games
-----	------	----------

**Fewest via Passing**

67	1971	14 games
----	------	----------

**Most via Passing by Opp.**

216	1986	16 games
-----	------	----------

**Fewest via Passing by Opp.**

89	1982	9 games
----	------	---------

**Most via Penalty**

34	1996	16 games
----	------	----------

**Fewest via Penalty**

11	1982, 1994	16 games
----	------------	----------

**Most via Penalty by Opp.**

41	1986	16 games
----	------	----------

**Fewest via Penalty by Opp.**

12	1967	14 games;
	1993	16 games

**MISCELLANEOUS**

**Most Victories**

12	1998	16 games
	by opp	

**Most Losses**

15	1996	16 games
----	------	----------

**Fewest Victories**

1	1996	16 games
	by opp	

**Most Losses**

15	1996	16 games
----	------	----------

**Fewest Losses**

3	1968	14 games
---	------	----------

**Longest Winning Streak**

9	9/21-11/24/86	
---	---------------	--

**Longest Losing Streak**

12	12/3/95-10/20/96	
----	------------------	--

**TEAM RECORDS (GAMES)**

**POINTS**

**Most Scored**

62	vs. TB	11/17/85
52	vs. HOU	9/18/66
51	vs. MIA	9/21/86

**Fewest**

0	19 times (last vs. CHI, 11/9/06)	
---	----------------------------------	--

**Most Scored by Opp.**

56	at HOU	10/14/62
	at NE	9/9/79
55	at NE	10/29/78

**Fewest Scored by Opp.**

0	8 times (last vs. PIT, 12/14/03)	
---	----------------------------------	--

**Most Points Scored in a Quarter**

30	vs. MIA	10/23/00	(4)
28	vs. BOS	10/27/68	(4)
	vs. MIA	9/21/86	(2)

**Most Points Scored in a Quarter by Opp.**

28	at SD	11/5/61	(3)
	at DAL	12/4/71	(1)
	vs. HOU	11/23/80	(4)
	vs. PIT	12/13/86	(4)
	vs. IND	9/4/01	(2)
24	at CLE	12/10/78	(4)
	vs. DEN	10/31/65	(2)

**Most Points Scored in One Half**

41	vs. TB	11/17/85	(1)
38	vs. BOS	10/27/68	(2)
37	vs. NE	9/21/87	(2)

**Most Points Scored in One Half by Opp.**

41	at SD	11/5/61	(1)
	at NE	10/29/78	(1)
38	at DAL	12/4/71	(1)

**Points Continued**

**Margin of Victory**

42	vs. HOU	9/18/88	(45-3)
39	vs. HOU	9/18/66	(52-13)
	vs. BUF	9/15/85	(42-3)
38	vs. NE	9/26/93	(45-7)
	vs. IND	9/20/98	(44-6)

**Margin of Defeat**

53	at NE	9/9/79	(3-56)
48	at KC	12/22/63	(0-48)
46	vs. SD	11/2/63	(7-53)

**RUSHING**

**Most Rushing Yards**

333	at NE	10/15/72	(54 att)
302	vs. IND	9/20/98	(44 att)
291	at KC	9/28/75	(47 att)

**Fewest Rushing Yards**

5	vs. BUF	10/30/96	(9 att)
	at OAK	12/10/00	(20 att)
15	at NY Giants	12/5/99	(12 att)

**Most Rushing Yards by Opp.**

343	at PIT	9/20/81	(56 att)
330	at NE	10/18/76	(47 att)
328	at NE	9/18/83	(47 att)

**Fewest Rushing Yards by Opp.**

17	vs. OAK	10/10/64	(17 att)
	at NE	10/12/86	(10 att)
18	vs. KC	11/27/66	(36 att)

**Most Rushing Attempts**

58	at NE	10/14/73	(232 yds)
54	at NE	10/15/72	(333 yds)
53	at NE	12/7/75	(205 yds)
	at NE	11/15/81	(166 yds)

**Rushing Continued**

**Fewest Rushing Attempts**

8	at DEN	11/11/05	(19 yds)
9	vs. BUF	10/30/66	(5 yds)
11	vs. DEN	12/3/76	(40 yds)
	vs. SF	9/21/80	(47 yds)
	vs. IND	12/7/97	(33 yds)
	vs. MIA	9/14/03	(21 yds)

**Most Rushing Attempts by Opp.**

64	at BUF	9/21/75	(309 yds)
62	vs. BUF	9/16/73	(304 yds)
61	at BUF	9/29/74	(223 yds)

**Fewest Rushing Attempts by Opp.**

10	at NE	10/12/86	(17 yds)
11	vs. MIA	11/27/94	(38 yds)
12	SD	11/24/68	(45 yds)
	vs. DEN	10/20/86	(47 yds)
	vs. SEA	1/2/00	(33 yds)

**YARDS**

**Most**

597	vs. MIA, 11/27/88	(426 pass, 171 rush)
581	vs. TB, 11/17/85	(379 pass, 202 rush)
	vs. MIA, 9/21/86	(449 pass, 132 rush)

**Fewest**

72	vs. CIN, 12/12/76	(8 pass, 64 rush)
111	vs. TB, 12/14/97	(21 pass, 90 rush)
113	vs. SD, 12/6/64	(80 pass, 33 rush)

**Most by Opp.**

621	vs. CIN, 12/21/86	(416 pass, 205 rush)
597	vs. NE, 9/9/79	(365 pass, 232 rush)
584	vs. MIA, 10/23/88	(521 pass, 63 rush)



### Yards Continued Fewest by Opp.

57	vs. NE	9/19/82 (-4 pass, 61 rush)
80	vs. BOS	11/22/70 (57 pass, 23 rush)
84	vs. GB	12/20/81 (39 pass, 45 rush)

### PASSING

#### Most Passing Yards

490	at BAL	9/24/72	(15-28)
473	at BAL	12/24/00	(36-69)
449	vs. MIA	9/21/86	(29-43)

#### Fewest Passing Yards

(-1)	vs. DAL	12/21/75	(2-13)
0	at NE	10/14/73	(1-7)
8	at NE	10/10/71	(4-25)
	vs. CIN	12/12/76	(7-28)

#### Most Passing Yards by Opp.

521	at MIA	10/23/88	(35-60)
446	at MIA	9/24/89	(34-56)
440	vs. NE	10/11/81	(27-52)

#### Fewest Passing Yards by Opp.

(-4)	at NE	9/19/82	(6-17)
0	at BUF	9/29/74	(0-2)
6	at DEN	11/15/64	(7-21)

#### Most Passes Attempted

69	at BAL	12/23/00	(36 comp)
63	vs. SEA	12/6/98	(42 comp)
62	vs. DEN	12/3/67	(25 comp)
	vs. BAL	10/18/70	(34 comp)

#### Fewest Passes Attempted

7	at NE	10/14/73	(1 comp)
9	vs. KC	11/7/71	(3 comp)
	at NE	10/15/72	(5 comp)

#### Most Passes Attempted by Opp.

60	at MIA	10/23/88	(35 comp)
	at CHI	11/23/97	(32 comp)
58	at MIN	12/26/82	(33 comp)

#### Fewest Rushing Attempts by Opp.

2	at BUF	9/29/74	(0 comp)
5	vs. BUF	12/16/73	(3 comp)
7	vs. CIN	12/8/68	(3 comp)

#### Most Passes Completed

42	vs. SF	12/21/80	(60 att)
	vs. SEA	12/6/98	(63 att)
37	vs. LA Rams	9/25/83	(50 att)

#### Fewest Passes Completed

1	at NE	10/14/73	(7 att)
2	at BUF	9/29/74	(18 att)
	vs. DAL	12/21/75	(13 att)

#### Most Passes Completed by Opp.

39	vs. HOU	11/26/06	(54 att)
36	at BAL	12/15/74	(54 att)
35	at MIA	10/23/88	(60 att)

#### Fewest Passes Completed by Opp.

0	at BUF	9/29/74	(2 att)
3	vs. CIN	12/8/68	(7 att)
	vs. BUF	12/16/73	(5 att)
	vs. TB	12/14/97	(22 att)

### PUNT RETURNS

#### Most Yards

142	vs. DEN	9/24/61	(5 ret)
128	at NO	11/21/83	(3 ret)
117	vs. TB	11/14/76	(7 ret)

### Punt Returns Continued Fewest Yards

-16	at BUF	11/24/96	(1 ret)
-10	vs. BAL	10/24/76	(2 ret)
-4	at BOS	9/27/70	(2 ret)
	vs. MIA	11/1/04	(4 ret)

#### Most Yards by Opp.

173	at BAL	12/24/00	(4 ret)
139	vs. SD	11/5/61	(4 ret)
126	vs. DEN	12/3/67	(5 ret)

#### Fewest Yards by Opp.

-6	at PIT	12/12/04	(2 ret)
-4	at NE	11/15/81	(3 ret)
-3	vs. IND	12/5/93	(1 ret)
	at MIA	9/18/94	(2 ret)

#### Most Returns

8	at MIA	9/9/66	(80 yds)
---	--------	--------	----------

#### Most Returns by Opp.

8	vs. BUF	10/25/70	(67 yds)
---	---------	----------	----------

### KICKOFF RETURNS

#### Most Yards

290	at BUF	9/8/02	(7 ret)
268	at BUF	9/29/68	(8 ret)
259	at IND	11/16/03	(7 ret)

#### Most Yards by Opp.

274	at BAL	9/24/72	(7 ret)
220	vs. HOU	10/23/60	(4 ret)
198	at SD	11/24/68	(7 ret)
	at NE	11/15/99	(5 ret)

#### Most Returns

10	at LA CHARGERS	12/18/60	(257 yds)
----	----------------	----------	-----------

#### Most Returns by Opp.

9	vs. BOS (@ Birmingham, AL)	9/22/68	(195 yds)
	vs. TB	11/17/85	(164 yds)

### INTERCEPTIONS

#### Most

8	at BAL	9/23/73	(105 yds)
6	at HOU	12/6/69	(86 yds)
5	at DEN	10/3/99	(55 yds)

#### Most by Opp.

7	vs. NE	11/21/76	(145 yds)
6	6 times	(last vs. CIN, 12/12/76, 59 yds)	

#### Most Return Yards

163	vs. NE	10/11/81	(4 ret)
156	vs. HOU	11/23/80	(4 ret)
	at MIN	11/20/94	(4 ret)

#### Most Return Yards by Opp.

235	at BUF	9/29/68	(5 ret)
225	vs. HOU	10/15/67	(6 ret)
188	at DAL TEXANS	12/17/61	(3 ret)

### PENALTIES

#### Most Yards

161	at CLE	9/21/70	(13 pen)
150	vs. DAL	10/4/87	(10 pen)
145	at OAK	11/17/68	(13 pen)

#### Fewest Yards

0	Five times	(last vs. KC, 11/1/01)	
---	------------	------------------------	--

### Penalties Continued Most Yards by Opp.

148	at SD	10/13/63	(7 pen)
136	vs. OAK	11/30/69	(10 pen)
131	vs. DAL	10/4/87	(16 pen)

#### Fewest Yards by Opp.

0	at BOS	11/19/67	(0 pen)
	at IND	10/30/94	(0 pen)

#### Most Penalties

17	vs. MIA	10/18/87	(100 yds)
15	vs. HOU	9/27/81	(116 yds)
	at BUF	9/13/87	(103 yds)
	vs. IND	9/8/96	(100 yds)

#### Most Penalties by Opp.

16	at CIN	10/6/85	(123 yds)
	vs. DAL	10/4/87	(131 yds)
15	vs. BUF	11/13/83	(110 yds)
	at JAX	10/13/96	(123 yds)

### SACKS

#### Most

10	vs. BUF	11/23/61	
9	at HOU	12/6/69	
	at NYG	11/1/81	
	vs. GB	12/20/81	

#### Most by Opp.

11	vs. DAL	10/4/87	
10	at LA RAIDERS	9/8/85	
9	at HOU	10/14/62	
	at NE	9/9/79	
	vs. SF	10/29/89	
	at DEN	9/1/96	

### FIRST DOWNS

#### Most

35	vs. TB	11/17/85	(15-18-2)
32	at MIA	10/4/81	(13-16-3, OT)
31	at CLE	9/21/70	(12-15-4)
	vs. MIA	9/21/86	(10-19-2, OT)
	vs. KC	10/2/88	(16-15-0, OT)
	vs. MIA	10/23/00	(3-21-7)

#### Fewest

6	vs. CIN	12/12/76	(5-1-0)
7	at BAL	9/19/71	(2-4-1)
	at BUF	9/29/74	(5-2-0)
	vs. BAL	9/7/80	(1-6-0)
	vs. IND	11/11/84	(2-5-0)
	at CAR	10/15/95	(2-5-0)

#### Most by Opp.

39	vs. MIA	11/27/88	(13-23-3)
----	---------	----------	-----------

#### Fewest by Opp.

5	vs. BOS	11/22/70	(0-5-0)
	at NE	9/19/82	(2-3-0)
	at BAL	12/24/00	(1-4-0)

### First Downs Continued

#### Most via Rushing

20	at NE	9/19/82	(20-9-1)
----	-------	---------	----------

#### Most via Rushing by Opp.

20	at PIT	9/20/81	(20-12-1)
----	--------	---------	-----------

#### Most via Passing

25	vs. SF	9/21/80	(4-25-1)
----	--------	---------	----------

#### Most via Passing by Opp.

24	vs. MIA	9/21/86	(1-24-2, OT)
	at MIA	9/24/89	(5-24-2)



## OFFENSE YEAR-BY-YEAR

Year	First Downs	Total Plays	Total Net Yards	Average Per Game	Net Rush Yards	Average Per Game	Total Pass Yards	Average Per Game	Points	Sacked	Int	FL	Giveaways
1960	286*	999	4,794*	(342.4)	1,460	(104.3)	3,334	(238.1)	382	20	24	16	40
1961	247	927	4,065	(290.4)	1,678	(119.9)	2,387	(170.5)	301	31	25	21	46
1962	206	876	3,955	(282.5)	1,213	(86.6)	2,742	(195.9)	278	36	29	14	43
1963	200	820	3,499	(249.9)	969	(69.2)	2,530	(180.7)	249	34	29	15	44
1964	209	861	3,889	(277.8)	1,457	(104.1)	2,432	(173.7)	278	27	33	7	40
1965	213	843	4,065	(290.4)	1,476	(105.4)	2,589	(184.9)	285	17	22	18	40
1966	254	899	4,906	(350.4)	1,442	(103.0)	3,464*	(247.4)	322	9	29	10	39
1967	282+	932	5,152*	(368.0)	1,307	(93.4)	3,845+	(274.6)	371	28	29	8	37
1968	249	921	5,047	(360.5)	1,608	(114.9)	3,439	(245.6)	419	18	19	15	34
1969	252	879	4,583	(327.4)	1,782	(127.3)	2,801	(200.1)	353	16	20	16	36
1970	230	884	3,960	(263.6)	1,653	(118.1)	2,307	(164.8)	255	35	23	11	34
1971	202	786	3,267	(233.4)	1,888	(134.9)	1,379	(98.5)	212	23	16	14	30
1972	250	825	4,787	(341.9)	2,010	(143.6)	2,777	(198.4)	367	17	22	9	31
1973	222	863	3,920	(280.0)	1,864	(133.1)	2,056	(146.9)	240	37	22	17	39
1974	234	832	4,061	(290.1)	1,625	(116.1)	2,436	(174.0)	279	19	24	8	32
1975	266	919	4,230	(302.1)	2,079	(148.5)	2,151	(153.6)	258	34	33	8	41
1976	220	876	3,530	(252.1)	1,924	(137.4)	1,606	(114.7)	169	45	28	25	53
1977	195	832	3,620	(258.6)	1,618	(115.6)	2,002	(143.0)	191	35	26	14	40
1978#	277	993	4,857	(303.6)	2,250	(140.6)	2,607	(162.9)	359	43	28	9	37
1979	299	1,035	5,244	(327.8)	2,646+	(165.4)	2,598	(162.4)	337	32	25	13	38
1980	289	993	4,882	(305.1)	1,873	(117.1)	3,009	(188.1)	302	42	30	11	41
1981	318	1,108	5,396	(337.3)	2,341	(146.3)	3,055	(190.9)	355	30	14	17	31
1982##	193	606	3,218	(357.6)	1,317	(146.3)	1,901	(211.2)	245	23	9	9	18
1983	313	1,076	5,493	(343.3)	2,068	(129.3)	3,425	(214.1)	313	43	28	19	47
1984	310	1,044	5,148	(321.8)	2,189	(136.8)	2,959	(184.9)	332	52	21	13	34
1985	344	1,123	5,896	(368.5)	2,312	(144.5)	3,584	(224.0)	393	62	8	21	29
1986	319	1,072	5,375	(335.9)	1,729	(108.1)	3,646	(227.9)	364	45	21	16	37
1987%	292	1,041	4,630	(308.7)	1,671	(111.4)	2,959	(197.3)	334	66	15	19	34
1988	331	1,094	5,215	(325.9)	2,132	(133.3)	3,083	(192.7)	372	42	11	16	27
1989	292	1,032	5,011	(313.2)	1,596	(99.8)	3,415	(213.4)	253	62	24	17	41
1990	295	967	4,886	(305.4)	2,127	(132.9)	2,759	(172.4)	295	40	11	13	24
1991	331	1,059+	5,316	(332.3)	2,160	(135.0)	3,156	(197.3)	314	33	12	13	25
1992	252	958	4,431	(276.9)	1,752	(109.5)	2,679	(167.4)	220	39	24	15	39
1993	304	1,031	5,212	(325.8)	1,880	(117.5)	3,332	(208.3)	270	21+	12	16	28
1994	265	983	4,703	(293.9)	1,566	(97.9)	3,137	(196.1)	264	28	18	10	28
1995	254	1,001	4,067	(254.2)	1,279	(79.9)	2,788	(174.3)	233	47	24	18	42
1996	319	1,077	5,208	(325.5)	1,583	(98.9)	3,625	(226.6)	279	41	30	16	46
1997	291	1,043	4,727	(295.4)	1,485	(92.8)	3,242	(202.6)	348	48	10	12	22
1998	338	1,057	5,715	(357.2)	1,879	(117.4)	3,836	(239.8)	416	25	13	11	24
1999	268	999	4,752	(297.0)	1,961	(122.6)	2,791	(174.4)	308	37	16	6	22
2000	308	1,075	5,395	(337.2)	1,471	(91.9)	3,924	(245.3)	321	20++	29	11	40
2001	274	928	4,795	(299.7)	2,054	(128.4)	2,741	(171.3)	308	19**	14	7	21**
2002	300	917	5,036	(341.8)	1,618	(101.1)	3,418	(213.6)	359	32	10	9	19
2003	274	936	4,951	(309.4)	1,635	(102.2)	3,316	(207.3)	283	31	14	6	20
2004	313	996	5,438	(339.9)	2,388	(149.3)	3,050	(190.6)	333	31	11	5	16
2005	251	907	3,970	(248.1)	1,328	(83.0)	2,642	(165.1)	240	53	15	19	34
2006	289	1,013	4,891	(305.7)	1,738	(108.6)	3,153	(197.1)	316	34	16	9	25

+ = Led Pro Football; \* = Led AFL; \*\* = Led AFC; # = Length of season went from 14 to 16 games

## = Length of season was 9 games; % = Length of season was 15 games

Underline indicates Jets record Ball control plays include rushes, passes and sacks

Numbers in parentheses indicate yards per game average

RECORDS

## DEFENSE YEAR-BY-YEAR

Year	First Downs	Total Plays	Total Net Yards	Average Per Game	Net Rush Yards	Average Per Game	Total Pass Yards	Average Per Game	Points	Sacked	Int	FL	Takeaways
1960	252	884	4,699	(333.5)	1,750	(125.0)	2,919	(208.5)	399	41	28	20	48
1961	242	905	4,677	(334.1)	1,880	(134.3)	2,797	(199.8)	390	41	32	20	52
1962	253	906	4,655	(332.5)	2,049	(146.4)	2,606	(186.1)	423	54	35	20	45
1963	280	899	5,166	(369.0)	2,129	(152.1)	3,037	(216.9)	399	23	21	15	36
1964	245	908	4,916	(351.1)	1,675	(119.6)	3,241	(231.5)	315	28	34	10	44
1965	303	927	4,213	(300.9)	1,551	(110.8)	2,662	(190.1)	303	23	26	12	38
1966	231	890	4,278	(305.6)	1,524	(108.9)	2,754	(196.7)	312	35	21	8	29
1967	203	849	3,775	(369.6)	1,633	(116.6)	2,142	(153.0)	329	39	27	6	33
1968	178+	814*	3,363*	(240.2)	1,195++	(85.4)	2,186	(156.1)	280	43	28	9	37
1969	229	822	4,082	(291.6)	1,326	(94.7)	2,756	(196.9)	269	42	29	13	42
1970	216	826	3,655**	(261.1)	1,283**	(91.6)	2,372	(169.4)	286	35	22	11	33
1971	235	841	4,357	(311.2)	2,302	(164.4)	2,055	(146.8)	299	27	13	10	23
1972	255	866	4,709	(336.4)	2,072	(148.0)	2,637	(188.4)	324	27	19	12	31
1973	226	860	4,178	(298.4)	2,228	(159.1)	1,950	(139.3)	306	26	19	19	38
1974	267	911	4,297	(308.9)	2,240	(160.0)	2,057	(146.9)	300	25	17	9	26
1975	308	909	5,456	(389.7)	2,737	(195.5)	2,719	(194.2)	433	19	15	13	28
1976	277	972	4,916	(351.1)	2,592	(185.1)	2,324	(166.0)	383	16	11	21	32
1977	283	978	4,648	(332.0)	2,245	(160.4)	2,403	(171.6)	300	26	11	17	28
1978#	324	1,069	5,524	(345.3)	2,701	(168.8)	2,823	(176.4)	364	22	23	17	40
1979	331	1,094	5,821	(363.8)	1,706	(106.6)	4,115	(257.2)	383	22	21	19	40
1980	348	1,080	5,615	(350.9)	1,951	(121.9)	3,664	(229.0)	395	28	23	9	32
1981	291	1,036	4,871**	(304.4)	1,867	(116.7)	3,004	(187.8)	287	66+	21	15	36
1982##	161	587	2,629	(292.1)	983	(109.2)	1,646	(182.9)	166	20	17	9	26
1983	298	1,058	5,301	(331.3)	2,378	(148.6)	2,923	(182.7)	331	48	28	14	42
1984	341	1,052	5,566	(347.9)	2,064	(129.0)	3,502	(218.9)	364	44	15	18	33
1985	275	989	4,771	(298.2)	1,516**	(94.8)	3,255	(203.4)	264	49	22	20	42
1986	349	1,081	6,050	(378.1)	1,661	(103.8)	4,389	(274.3)	386	28	20	18	38
1987%	300	993	5,041	(336.1)	1,835	(122.3)	3,206	(213.7)	360	29	18	11	29
1988	310	1,038	5,633	(352.1)	2,124	(132.8)	3,509	(219.3)	354	45	24	16	40
1989	328	1,059	5,994	(374.6)	2,136	(133.5)	3,858	(241.1)	411	28	15	9	24
1990	318	977	5,455	(340.0)	2,018	(126.1)	3,437	(214.8)	354	38	18	11	29
1991	298	954	4,981	(311.3)	1,442**	(90.1)	3,539	(221.2)	293	35	18	19	37
1992	276	961	4,880	(305.0)	1,919	(119.9)	2,961	(185.1)	315	36	21	18	39
1993	266**	949	4,712	(294.5)	1,473	(92.1)	3,239	(202.4)	247	32	19	18	37
1994	315	1,014	5,338	(333.6)	1,809	(113.1)	3,529	(220.6)	320	29	17	21	38
1995	301	1,066	4,756	(297.3)	2,016	(126.0)	2,740	(171.3)	384	43	17	17	34
1996	304	1,023	5,564	(347.8)	2,200	(137.5)	3,364	(210.3)	454	28	11	15	26
1997	301	1,057	3,421	(118.7)	1,899	(213.8)	3,421	(287.0)	301	29	18	7	25
1998	263	980	4,699	(293.7)	1,659	(103.7)	3,040	(190.0)	263	36	21	9	30
1999	299	1,030	5,379	(336.2)	1,703	(106.4)	3,676	(229.8)	309	26	24	11	35
2000	267	1,033	4,820	(301.3)	1,888	(118.0)	2,932	(183.3)	321	40	21	14	35
2001	284	1,030	5,153	(322.1)	2,154	(134.6)	2,999	(187.4)	295	33	20	19	39
2002	313	1,008	5,463	(341.4)	1,973	(123.3)	3,490	(218.1)	336	30	15	8	23
2003	316	1,032	5,319	(332.4)	2,294	(143.4)	3,025	(189.1)	299	35	11	9	20
2004	282	966	4,878	(305.0)	1,566	(97.9)	3,312	(207.0)	261	37	19	14	33
2005	321	1,047	4,940	(308.8)	2,185	(136.6)	2,755	(172.2)	355	30	21	7	28
2006	312	1,020	5,306	(331.6)	2,084	(130.3)	3,222	(201.4)	295	35	16	9	25

+ = Led Pro Football; \* = Led AFL; \*\* = Led AFC; # = Length of season went from 14 to 16 games

## = Length of season was 9 games; % = Length of season was 15 games

Underline indicates Jets record Ball control plays include rushes, passes and sacks

Numbers in parentheses indicate yards per game average




## 100-YARD RUSHING GAMES

### RUSHING \*Playoff Game

Player	Date	Tm	Att	Yds	Avg	Lg	TD
Curtis Martin	12/03/00	IND	30	203	6.8	55	1
Freeman McNeil*	01/09/83	CIN	21	202	9.6	35	1
Adrian Murrell	10/27/96	ARI	31	199	6.4	78	1
Curtis Martin	09/12/04	CIN	29	196	6.8	24	1
Freeman McNeil	09/15/85	BUF	18	192	10.7	69	2
Freeman McNeil	11/15/87	KC	26	184	7.1	30	0
Matt Snell	10/17/64	HOU	31	180	5.8	38	0
Curtis Martin	12/14/03	PIT	30	174	5.8	56	0
Freeman McNeil	10/14/85	MIA	28	173	6.2	20	0
John Riggins	10/15/72	NE	32	168	5.3	12	1
Matt Snell	10/10/64	OAK	26	168	6.5	42	2
Emerson Boozer	12/09/73	PHI	21	160	7.6	52	1
Curtis Martin	10/28/01	CAR	27	159	5.9	36	0
Curtis Martin	01/02/00	SEA	34	158	4.6	50	1
Adrian Murrell	09/28/97	CIN	40	156	3.9	13	1
Johnny Johnson	12/11/93	WAS	32	155	4.8	25	0
Freeman McNeil	10/02/88	KC	22	154	7.0	28	0
Curtis Martin	01/02/05	STL	28	153	5.5	20	0
John Riggins	12/07/75	NE	20	152	7.6	42	2
Freeman McNeil	10/27/85	SEA	22	151	6.9	30	0
Freeman McNeil	09/16/84	CIN	26	150	5.8	33	2
Emerson Boozer	10/15/72	NE	18	150	8.3	37	3
Freeman McNeil	11/03/85	IND	26	149	5.7	20	1
Curtis Martin	11/15/99	NE	31	149	4.8	36	1
Curtis Martin	10/16/05	BUF	18	148	8.2	49	1
John Riggins	09/28/75	KC	27	145	5.4	20	2
Curtis Martin	09/20/98	IND	23	144	6.3	17	0
Johnny Hector	10/12/86	NE	40	143	3.6	16	3
Curtis Martin	10/15/00	NE	34	143	4.2	22	3
Johnny Johnson	11/14/93	IND	21	141	6.7	57	1
Freeman McNeil	09/11/83	SEA	22	140	6.4	19	0
Freeman McNeil	12/13/86	PIT	23	137	6.0	30	0
Kevin Long	10/15/78	BAL	26	136	5.2	27	1
Curtis Martin	10/07/01	BUF	26	135	5.2	17	2
Matt Snell	11/21/65	HOU	19	135	7.1	44	0
Carl Garrett	09/28/75	KC	16	135	8.4	40	1
Freeman McNeil*	12/28/86	KC	31	135	4.4	24	1
Curtis Martin	12/05/04	HOU	23	134	5.8	22	1
Curtis Martin	11/15/98	IND	28	134	4.8	11	0
Curtis Martin	12/19/04	SEA	24	134	5.6	20	2
Adrian Murrell	09/29/96	WAS	31	134	4.3	25	1
Freeman McNeil	11/04/84	MIA	20	132	6.6	52	1
Johnny Hector	12/22/91	MIA	13	132	10.2	47	0
John Riggins	10/14/73	NE	28	132	4.7	14	0
Curtis Martin	11/07/99	ARI	38	131	3.4	17	0
Adrian Murrell	08/31/97	SEA	24	131	5.5	15	0
Emerson Boozer	10/12/69	CIN	15	129	8.6	38	0
Leon Washington	10/22/06	DET	20	129	6.5	23	2
Curtis Martin	10/17/99	IND	23	128	5.6	28	0
Adrian Murrell	11/10/96	NE	31	128	4.1	26	2
Curtis Martin	12/15/02	CHI	21	127	6.0	35	0
Bill Mathis	11/11/61	OAK	20	127	6.4	30	0
Johnny Johnson	09/25/94	CHI	12	126	10.5	90	1
Bill Mathis	11/21/65	HOU	14	126	9.0	79	1
John Riggins	09/17/72	BUF	26	125	4.8	16	1
Blair Thomas	09/23/91	CHI	27	125	4.6	17	0
Clark Gaines	11/04/79	GB	16	125	7.8	52	0
Matt Snell	12/17/66	BOS	22	124	5.6	25	1
Matt Snell	09/29/68	BUF	12	124	10.3	60	0
Curtis Martin*	01/10/99	JAX	36	124	3.4	15	2
Freeman McNeil	11/21/82	BAL	22	123	5.6	34	1
Curtis Martin	12/30/01	BUF	20	123	6.2	47	0
Curtis Martin	10/24/99	OAK	26	123	4.7	23	0
Curtis Martin	11/22/98	TEN	27	123	4.6	31	1
Curtis Martin	12/23/01	IND	23	122	5.3	29	0
Johnny Johnson	10/16/94	NE	21	122	5.8	16	0
Matt Snell*	01/12/69	BAL	30	121	4.0	12	1
Cliff McClain	11/23/72	DET	10	121	12.1	30	0
Curtis Martin	11/24/02	BUF	21	120	5.7	17	1

Player	Date	Tm	Att	Yds	Avg	Lg	TD
Curtis Martin	10/14/01	MIA	22	120	5.5	27	1
Freeman McNeil	09/04/83	SD	23	120	5.2	17	1
Curtis Martin	11/14/04	BAL	28	119	4.3	21	2
Ed Marinaro	10/10/76	BUF	31	119	3.8	12	1
Clark Gaines	10/31/76	BUF	24	119	5.0	13	0
Curtis Martin	10/06/02	KC	21	119	5.7	35	1
Curtis Martin	09/19/04	SD	32	119	3.7	12	2
Bruce Harper	10/03/83	BUF	9	118	13.1	46	0
Emerson Boozer	12/17/66	BOS	23	117	5.1	54	1
Johnny Hector	10/05/86	BUF	18	117	6.5	41	0
George Nock	11/29/70	MIN	32	117	3.7	15	1
Tom Newton	12/14/80	NO	23	117	5.1	13	0
Emerson Boozer	10/17/71	BUF	31	116	3.7	15	1
John Riggins	09/15/74	KC	22	116	5.3	29	0
Freeman McNeil	09/12/82	MIA	13	116	8.9	48	0
Freeman McNeil	11/26/84	MIA	24	116	4.8	39	0
Adrian Murrell	11/26/95	SEA	24	116	4.8	21	1
Freeman McNeil	09/29/85	IND	25	115	4.6	18	0
Curtis Martin	11/01/04	MIA	19	115	6.1	25	1
LaMont Jordan	11/01/04	MIA	14	115	8.2	25	1
Emerson Boozer	12/06/70	OAK	26	115	4.4	27	0
Johnny Hector	11/28/85	DET	23	114	5.0	16	0
Emerson Boozer	12/13/70	MIA	18	114	6.3	21	0
Curtis Martin	12/19/99	DAL	26	113	4.3	20	0
Curtis Martin	11/11/01	KC	20	113	5.7	25	3
Freeman McNeil	09/23/84	BUF	24	112	4.7	25	0
Curtis Martin	11/17/02	DET	22	112	5.1	25	0
Freeman McNeil	09/02/84	IND	29	112	3.9	10	0
Ed Marinaro	10/03/76	SF	21	111	5.3	17	1
Curtis Martin	10/17/04	SF	25	111	4.4	14	2
Curtis Martin	11/29/98	CAR	21	110	5.2	60	2
Curtis Martin	09/03/00	GB	30	110	3.7	23	1
Curtis Martin	10/03/04	MIA	24	110	4.6	13	1
Freeman McNeil	10/28/84	NE	17	110	6.5	53	0
Adrian Murrell	09/14/97	NE	18	110	6.1	21	0
Curtis Martin	10/26/03	PHI	20	110	5.5	21	0
Bill Mathis	10/01/61	BOS	19	109	5.7	12	0
Matt Snell	12/06/69	BOS	23	109	4.7	12	1
Clark Gaines	12/05/76	WAS	19	109	5.7	17	1
John Riggins	11/02/75	BUF	24	108	4.5	11	0



Emerson Boozer


RECORDS

Player	Date	Tm	Att	Yds	Avg	Lg	TD
Matt Snell	09/21/70	CLE	16	108	6.8	19	0
Curtis Martin	10/04/98	MIA	36	108	3.0	15	1
Curtis Martin	11/02/03	NYG	28	108	3.9	15	0
John Riggins	12/15/74	BAL	21	107	5.1	20	2
Kevin Long	12/03/78	BAL	19	107	5.6	16	0
Freeman McNeil	10/07/84	KC	19	107	5.6	16	0
Freeman McNeil	11/10/85	MIA	26	107	4.1	13	0
Curtis Martin	10/19/98	NE	28	107	3.8	14	0
Scott Dierking	11/27/77	PIT	23	107	4.7	21	0
LaMont Jordan	11/03/02	SD	13	107	8.2	61	1
Matt Snell	09/14/69	BUF	26	106	4.1	34	1
Freeman McNeil	12/21/86	CIN	17	106	6.2	16	2
Emerson Boozer	12/17/72	CLE	22	106	4.8	15	1
Freeman McNeil	09/19/82	NE	19	106	5.6	29	1
Curtis Martin	09/23/01	NE	24	106	4.4	15	1
Curtis Martin	12/22/02	NE	26	106	4.1	9	0
Dick Christy	09/09/62	OAK	10	106	10.6	47	0
Curtis Martin*	01/12/02	OAK	16	106	6.6	22	0
Johnny Hector	12/03/89	SD	20	106	5.3	21	0
John Riggins	11/23/72	DET	24	105	4.4	16	1
Cedric Houston	12/03/06	GB	22	105	4.8	31	2
Curtis Martin	11/16/03	IND	13	105	8.1	28	0
Freeman McNeil*	01/15/83	LAA	23	105	4.6	26	0

Player	Date	Tm	Att	Yds	Avg	Lg	TD
Freeman McNeil	11/16/86	IND	18	104	5.8	40	0
Johnny Hector	12/13/87	NE	22	104	4.7	15	1
Freeman McNeil	11/22/87	BUF	20	103	5.2	16	0
Adrian Murrell	11/24/96	BUF	19	103	5.4	14	0
Matt Snell	12/20/64	KC	16	103	6.4	23	1
Brad Baxter	11/01/92	MIA	20	103	5.2	28	0
Clark Gaines	12/04/77	NO	22	103	4.7	19	0
Clark Gaines	11/14/76	TB	27	103	3.8	141	1
Clark Gaines	10/24/76	BAL	12	102	8.5	33	0
Freeman McNeil	12/04/83	BAL	24	102	4.3	10	0
Matt Snell	09/12/65	HOU	16	102	6.4	26	1
LaMont Jordan*	01/04/03	IND	20	102	5.1	13	2
Curtis Martin	12/27/98	NE	29	102	3.5	17	0
Adrian Murrell	10/06/96	OAK	20	102	5.1	42	0
Matt Snell	12/11/66	SD	18	102	5.7	22	1
Curtis Martin	10/25/98	ATL	25	101	4.0	13	1
Leon Washington	10/08/06	JAX	23	101	4.4	19	0
Bob Burns	11/10/74	NYG	21	101	4.8	12	0
Kevin Long	10/12/80	ATL	25	100	4.0	9	1
Mark Smolinski	09/08/63	BOS	8	100	12.5	56	0
Freeman McNeil	12/10/88	IND	23	100	4.3	13	1
John Riggins	10/13/74	NE	16	100	6.3	34	0
Blair Thomas	09/30/90	NE	20	100	5.0	21	0

## 100-YARD RUSHING GAMES (OPPONENTS)

RUSHING *Playoff Game							
Player	Date	Tm	Att	Yds	Avg	Lg	TD
Cookie Gilchrist	12/08/63	BUF	36	243	6.8	32	5
Billy Cannon	12/10/61	HOU	25	216	8.6	61	0
Thurman Thomas	09/24/90	BUF	18	214	11.9	60	0
Tony Collins	09/18/83	NE	23	212	9.2	39	3
O.J. Simpson	12/16/73	BUF	34	200	5.9	30	1
Clem Daniels	10/20/63	OAK	27	200	7.4	74	2
Curtis Martin	09/14/97	NE	40	199	5.0	33	1
Norm Bulaich	09/19/71	BAL	22	198	9.0	67	1
Trung Canidate	10/21/01	STL	23	195	8.5	44	2
Mike Garrett	11/05/67	KC	23	192	8.3	28	1
Eric Dickerson	09/25/83	LAN	28	192	6.9	85	2
Barry Foster	09/13/92	PIT	33	190	5.8	54	2
Brad Hubbert	12/24/67	SD	15	189	12.6	80	2
Garrison Hearst	09/06/98	SF	20	187	9.4	96	2
Barry Sanders	12/19/97	DET	23	184	8.0	53	1
Sid Blanks	12/13/64	HOU	21	179	8.5	91	3
O.J. Simpson	09/21/75	BUF	32	173	5.4	20	2
Travis Henry	12/07/03	BUF	32	169	5.3	16	1
Terrell Davis*	01/17/99	DEN	32	167	5.2	31	1
O.J. Simpson	10/31/76	BUF	29	166	5.7	40	0
Curtis Martin	11/05/95	NE	35	166	4.7	49	2
James Stewart	12/17/00	DET	37	164	4.4	30	0
Paul Lowe	10/13/63	SD	16	161	10.1	40	1
Chuck Banks	10/11/87	IND	25	159	6.4	-	0
Marion Butts	12/02/90	SD	26	159	6.1	52	2
Charlie Garner*	01/12/02	OAK	15	158	10.5	80	1
Abner Haynes	11/24/60	DAL (AFL)	11	157	14.3	67	2
Lydell Mitchell	10/20/74	BAL	40	156	3.9	12	1
Warrick Dunn	10/24/05	ATL	24	155	6.5	65	0
Lamar Smith	10/23/00	MIA	23	155	6.7	68	2
Priest Holmes	10/06/02	KC	23	152	6.6	27	1
Elvis Peacock	11/30/80	LAN	19	152	8.0	36	0
Abdul-Karim al-Jabbar	12/22/96	MIA	30	152	5.1	17	1
Ricky Williams	09/22/02	MIA	24	151	6.3	53	1
Willis McGahee	09/24/06	BUF	26	150	5.8	32	0
Travis Henry	09/08/02	BUF	31	149	4.8	14	3
Lorenzo Hampton	11/24/86	MIA	19	148	7.8	54	2
Curtis Martin	12/10/95	NE	31	148	4.8	32	2
Leonard Russell	11/28/93	NE	27	147	5.4	18	0
Albert Bentley	11/01/87	IND	29	145	5.0	17	0



Johnny Hector

Player	Date	Tm	Att	Yds	Avg	Lg	TD
Cookie Gilchrist	12/08/62	BUF	17	143	8.4	42	0
Willis McGahee	10/16/05	BUF	29	143	4.9	23	1
Mark van Eeghen	10/23/77	OAK	36	143	4.0	19	1
Thurman Thomas	10/26/92	BUF	21	142	6.8	36	0
Fred Taylor	09/29/02	JAX	21	142	6.8	25	1
Don Woods	12/01/74	SD	25	142	5.7	23	1
Eddie George	12/01/96	HOU	28	141	5.0	35	2
Ickey Woods	10/09/88	CIN	30	139	4.6	21	2
Lawrence McCutcheon	10/27/74	LAN	23	139	6.0	23	2
Greg Pruitt	12/10/78	CLE	21	138	6.6	-	0
Larry Moriarty	11/18/84	HOU	23	138	6.0	51	1
Larry Csonka	10/24/71	MIA	20	137	6.9	21	2
Joe Aska	10/06/96	OAK	21	136	6.5	30	1
Edgerrin James	09/09/01	IND	28	135	4.8	29	2
Thurman Thomas	10/08/95	BUF	27	133	4.9	26	1
Marshall Faulk	12/07/97	IND	23	133	5.8	22	1
Willis McGahee	11/07/04	BUF	37	132	3.6	15	1
Joe Morris	12/27/87	NYG	26	132	5.1	24	0
Eric Dickerson	11/19/89	IND	31	131	4.2	19	1





Player	Date	Tm	Att	Yds	Avg	Lg	TD
Edgerrin James	11/12/00	IND	31	131	4.2	20	1
Bam Morris	11/02/97	BAL	31	130	4.2	25	0
Domanick Williams	10/19/03	HOU	27	129	4.8	16	0
Ken Willard	11/28/71	SF	15	129	8.6	49	0
Curly Warner	09/11/83	SEA	25	128	5.1	31	2
Troy Hambrick	09/28/03	DAL	24	127	5.3	31t	1
Barry Sanders	12/10/94	DET	23	127	5.5	29	0
Edgerrin James	11/16/03	IND	36	127	3.5	16	3
Ronnie Brown	10/15/06	MIA	22	127	5.8	26	1
Dominic Rhodes	12/23/01	IND	17	126	7.4	46t	1
Napoleon Kaufman	09/21/97	OAK	27	126	4.7	24	0
Paul Lowe	12/11/66	SD	14	126	9.0	57	2
Willis McGahee	12/10/06	BUF	16	125	7.8	57t	1
Reuben Droughns	10/29/06	CLE	33	125	3.8	11	1
Ricky Williams	09/14/03	MIA	34	125	3.7	22	1
Vic Washington	11/28/71	SF	27	125	4.6	20	1
Thurman Thomas	12/01/91	BUF	23	124	5.4	21	0
Greg Pruitt	09/12/76	CLE	17	124	7.3	60	0
Abdul-Karim al-Jabbar	09/15/96	MIA	23	124	5.4	29	2
Curtis Dickey	12/04/83	BAL	18	123	6.8	56	0
O.J. Simpson	09/30/73	BUF	24	123	5.1	18	0
Albie Taylor	11/23/72	DET	15	123	8.2	38t	1
O.J. Simpson	10/09/77	BUF	23	122	5.3	39	0
James Allen	11/26/00	CHI	25	122	4.9	17	0
Thomas Jones	11/19/06	CHI	23	121	5.3	19	0
Tony Dorsett	12/17/78	DAL	29	121	4.2	13	1
Jim Kiick	12/24/71	MIA	17	121	7.1	24	0
Antowain Smith	12/20/03	NE	18	121	6.7	30	0
Marion Butts	10/14/90	SD	26	121	4.7	20	2
David Sims	09/17/78	SEA	23	121	5.3	25	3



**Matt Snell**

Craig Heyward	09/24/95	ATL	19	120	6.3	22	0
Abner Haynes	11/29/64	KC	11	120	10.9	80t	2
Troy Stadford	12/07/87	MIA	30	120	4.0	21	3
Bernie Parmalee	10/22/95	MIA	24	120	5.0	25	0
Fred Taylor	11/23/03	JAX	32	119	3.7	13	0
Delvin Williams	09/03/78	MIA	11	119	10.8	58t	1
Marv Hubbard	12/11/72	OAK	28	118	4.2	9	0
O.J. Simpson	09/29/74	BUF	31	117	3.8	11	0
Thurman Thomas	10/24/93	BUF	27	117	4.3	18	0
Joe Dawkins	10/28/73	DEN	30	117	3.9	16	0
Eric Dickerson	12/16/90	IND	28	117	4.2	15	2
Tom Matte*	01/12/69	BAL	11	116	10.5	58	0
Tom Matte	01/12/69	BAL	11	116	10.5	52	0
Thurman Thomas	12/06/92	BUF	18	116	6.4	39	0
Terrell Davis	11/05/00	DEN	33	115	3.5	13	1
Corey Dillon	10/24/04	NE	22	115	5.2	44	0
Cookie Gilchrist	12/14/63	BUF	31	114	3.7	12	1
Barry Sanders	12/08/91	DET	20	114	5.7	51t	2
Dave Smith	10/14/62	HOU	20	114	5.7	41	0
Mercury Morris	10/19/75	MIA	16	114	7.1	49	1
John Riggins	09/24/78	WAS	21	114	5.4	16	0

Antowain Smith	09/19/99	BUF	30	113	3.8	12	1
Travis Henry	10/07/01	BUF	19	113	5.9	19	0
Willis McGahee	01/01/06	BUF	22	113	5.1	17	0
Mike Anderson	11/20/05	DEN	26	113	4.3	15	3
Sam Cunningham	11/17/74	NE	21	113	5.4	40	0
Hokie Gajan	11/21/83	NO	11	113	10.3	58	0
Don McCauley	10/22/72	BAL	26	112	4.3	14	0
Duane Thomas	12/04/71	DAL	14	112	8.0	31	1
Leonard Russell	12/15/91	NE	26	112	4.3	15	0
Edgerrin James	10/17/99	IND	26	111	4.3	18	0
Fred Taylor	10/08/06	JAX	21	111	5.3	14	1
Carl Garrett	10/10/71	NE	15	111	7.4	24	0
Joe Montgomery	12/05/99	NYG	38	111	2.9	13	1
Rickey Young	12/15/75	SD	21	111	5.3	22	1
Emmitt Smith	12/19/99	DAL	19	110	5.8	22	0
Marshall Faulk	10/30/94	IND	24	110	4.6	31	2
Larry Johnson	09/11/05	KC	9	110	12.2	35t	2
Ronnie Brown	12/25/06	MIA	18	110	6.1	17	0
Don Calhoun	12/07/75	NE	15	110	7.3	38t	1
Jon Vaughn	11/22/92	NE	20	110	5.5	24	1
Clem Daniels	12/12/65	OAK	23	110	4.8	30t	1
Paul Lowe	11/05/61	SD	9	110	12.2	67	0
Paul Lowe	10/23/65	SD	16	110	6.9	59t	2
Fred Ford	12/18/60	LA (AFL)	7	109	15.6	53t	1
Don Calhoun	11/21/76	NE	22	109	5.0	12	0
Jim Braxton	12/16/73	BUF	24	108	4.5	18	2
Robert Newhouse	12/21/75	DAL	19	108	5.7	16	1
Billy Joe	11/15/64	DEN	16	108	6.8	51	1
Craig James	11/24/85	NE	14	108	7.7	57	0
Shawn Bryson	12/30/01	BUF	28	107	3.8	15	0
Abner Haynes	12/17/61	DAL (AFL)	19	107	5.6	34	0
Abner Haynes	11/11/62	DAL (AFL)	24	107	4.5	21	0
Charles Tolar	12/15/62	HOU	29	107	3.7	17	1
Eric Dickerson	11/30/86	LAN	31	107	3.5	27	1
Mercury Morris	11/19/72	MIA	23	107	4.7	20	2
Larry Csonka	11/04/73	MIA	19	107	5.6	16	0
Chuck Muncie	12/04/77	NO	20	107	5.4	-	1
Jerome Bettis	10/08/00	PIT	25	107	4.3	12t	1
LaDainian Tomlinson	11/06/05	SD	25	107	4.3	16	3
Jim Kiick	11/02/69	MIA	15	106	7.1	27	0
Richard Christy	11/11/60	BOS	11	105	9.5	46	1
Billy Joe	11/17/63	DEN	20	105	5.3	36	0
Benny Malone	10/16/77	MIA	22	105	4.8	15	1
Thurman Thomas	11/30/97	BUF	18	104	5.8	18	0
Floyd Little	09/21/69	DEN	15	104	6.9	42	1
Robert Edwards	10/19/98	NE	22	104	4.7	14	1
Theotis Brown	10/25/81	SEA	14	104	7.4	43	0
John Riggins	12/05/76	WAS	19	104	5.5	14	1
Robb Riddick	11/20/88	BUF	18	103	5.7	15	0
Clinton Portis	12/08/02	DEN	24	103	4.3	10	0
Billy Cannon	12/15/62	HOU	9	103	11.4	64t	1
Andra Franklin	09/12/82	MIA	28	103	3.7	2	2
Karim Abdul-Jabbar	11/09/97	MIA	25	103	4.1	13	2
Steve Grogan	10/18/76	NE	7	103	14.7	41t	1
Wilbert Montgomery	12/18/77	PHI	22	103	4.7	27t	2
Franco Harris	12/10/83	PIT	26	103	4.0	19	0
James Wilder	12/16/84	TB	31	103	3.3	-	2
Curtis McClinton	11/11/62	DAL (AFL)	19	102	5.4	24	0
Ahman Green	12/03/06	GB	14	102	7.3	35	0
Warren McVea	11/16/69	KC	15	102	6.8	22	1
Larry Csonka	10/08/72	MIA	18	102	5.7	15	0
Franco Harris	10/21/73	PIT	25	102	4.1	19	1
Earnest Byner	12/22/85	CLE	15	101	6.7	27	0
Clem Daniels	09/09/62	OAK	10	101	10.1	50	0
Earnest Jackson	12/13/86	PIT	23	101	4.4	13	0
Jerome Bettis*	01/15/05	PIT	27	101	3.7	13	1
Terry Allen	09/29/96	WAS	20	101	5.1	30	2
Terry Kirby	09/18/94	MIA	15	100	6.7	30	1
Correll Buckhalter	10/26/03	PHI	15	100	6.7	21	2
Russell Davis	09/20/81	PIT	13	100	7.7	25	1

RECORDS

# 100-YARD RECEIVING GAMES

## RECEIVING \*Playoff Game

Player	Date	Tm	Rec	Yds	Avg	Lg	TD
Don Maynard	11/17/68	OAK	10	228	22.8	50t	1
Don Maynard	10/20/69	HOU	7	212	30.3	57t	2
Robert (Bake) Turner	11/10/63	HOU	8	210	26.3	48t	1
Rich Caster	09/24/72	BAL	6	204	34.0	80t	3
Don Maynard	09/15/68	KC	8	203	25.4	57t	2
Eddie Bell	09/24/72	BAL	7	197	28.1	25t	1
Al Toon	11/02/86	SEA	9	195	21.7	50t	2
Wesley Walker	09/21/86	MIA	6	194	32.3	36	4
Keyshawn Johnson	09/12/99	NE	8	194	24.3	65	1
George Sauer	10/13/68	DEN	9	191	21.2	32	0
Jeff Graham	11/17/96	IND	9	189	21.0	52t	3
Al Toon	11/27/88	MIA	14	181	12.9	29	0
Don Maynard	12/19/65	BUF	9	180	20.0	40	2
Don Maynard	11/24/60	DAL (AFL)	10	179	17.9	45t	1
Art Powell	12/11/60	OAK	10	179	17.9	72t	2
Wesley Walker	10/23/77	OAK	4	178	44.5	87t	1
Wesley Walker	09/16/79	DET	6	177	29.5	47	0
Rob Moore	09/30/90	NE	9	175	19.4	69t	1
Art Powell	09/09/62	OAK	5	175	35.0	80t	1
Don Maynard	10/09/60	HOU	11	174	15.8		1
George Sauer	09/21/70	CLE	10	172	17.2	40	1
George Sauer	11/12/67	BUF	6	170	28.3	49	1
Wesley Walker*	01/15/83	LAA	7	169	24.1	45	1
Wesley Walker	11/24/85	NE	6	168	28.0	88t	1
Al Toon	12/20/87	PHI	10	168	16.8	51t	1
Don Maynard	11/24/68	SD	6	166	27.7	87t	1
Robert (Bake) Turner	11/08/64	BUF	5	165	33.0	71t	1
Don Maynard	11/19/67	BOS	5	164	32.8	75t	1
Wesley Walker	12/06/82	DET	5	164	32.8	56t	3
Art Powell	10/06/62	BOS	11	162	14.7	73	1
Wayne Chrebet	10/13/96	JAX	12	162	13.5	32	1
Wesley Walker	11/02/86	SEA	6	161	26.8	83t	1
Art Powell	10/22/61	DEN	12	160	13.3	33	0
Don Maynard	12/01/68	MIA	7	160	22.9	54t	3
Clark Gaines	09/21/80	SF	17	160	9.4	15	0
Don Maynard	10/28/63	DEN	5	159	31.8	56t	3
Al Toon	09/24/89	MIA	10	159	15.9	37t	1
Don Maynard	12/17/67	OAK	12	159	13.3	38	2
Laveranues Coles	12/02/02	OAK	10	158	15.8	27	0
Santana Moss	11/07/04	BUF	6	157	26.2	51t	1
Don Maynard	10/15/67	HOU	10	157	15.7	30t	1
Robert (Bake) Turner	12/15/68	MIA	7	157	22.4	71	0
Don Maynard	10/28/62	SD	6	157	26.2	63t	2
Don Maynard	10/23/60	HOU	7	156	22.3	65t	1
Don Maynard	09/18/66	HOU	7	156	22.3	55t	2
Al Toon	11/10/85	MIA	10	156	15.6	44	0
Wesley Walker	10/15/78	BAL	5	154	30.8	77t	1
Laveranues Coles	09/10/06	TEN	8	153	19.1	41	0
Mickey Shuler	10/02/88	KC	12	152	12.7	24	0
Eddie Bell	10/18/70	BAL	12	151	12.6	26	1
Don Maynard	10/16/65	OAK	6	149	24.8	56t	1
Don Maynard	10/18/70	BAL	9	148	16.4	45	0
Dedric Ward	12/24/00	BAL	8	147	18.4	37t	1
Rob Moore	09/11/94	DEN	9	147	16.3	38	1
George Sauer	12/17/67	OAK	7	146	20.9	42	1
Santana Moss	11/09/03	OAK	6	146	24.3	65t	1
Johnny Mitchell	10/03/93	PHI	7	146	20.9	65t	3
Lam Jones	10/10/83	PIT	7	146	20.9	36	1
Wesley Walker*	01/09/83	CIN	8	145	18.1	49	1
Dick Christy	12/03/61	DAL (AFL)	6	145	24.2	68	0
Keyshawn Johnson	12/12/99	MIA	11	144	13.1	27	2
Laveranues Coles	12/17/06	MIN	12	144	12.0	21t	1
Robert (Bake) Turner	10/31/64	BOS	11	143	13.0	36t	1
George Sauer	11/20/66	MIA	7	142	20.3	35	0
Santana Moss	09/14/03	MIA	5	142	28.4	61	1
Wesley Walker	11/01/81	NYG	6	142	23.7	39t	1
Don Maynard	09/24/67	DEN	4	141	35.3	53	0
Pete Lammons	09/24/67	DEN	8	141	17.6	61	0
Don Maynard	12/24/67	SD	8	141	17.6	37t	3



Ed Bell

Player	Date	Tm	Rec	Yds	Avg	Lg	TD
Don Maynard	10/13/68	DEN	7	140	20.0	60	0
Rob Moore	09/05/93	DEN	9	140	15.6	43	1
Wayne Chrebet	11/12/00	IND	8	140	17.5	50	0
Wesley Walker	10/20/85	NE	6	140	23.3	53	0
Richie Anderson	12/24/00	BAL	11	139	12.6	38	1
George Sauer	10/22/67	MIA	6	139	23.2	61	1
Rich Caster	10/04/70	BUF	4	138	34.5	72t	1
Don Maynard	11/23/69	CIN	8	137	17.1	30	0
Don Maynard	11/16/69	KC	9	137	15.2	29	1
Rich Caster	12/01/74	SD	7	137	19.6	44	0
Jeff Graham	09/15/96	MIA	5	136	27.2	78t	1
Wesley Walker	09/25/83	LAN	8	135	16.9	37t	2
George Sauer	11/13/66	BUF	5	134	26.8	51	0
Art Powell	10/02/60	DAL (AFL)	7	134	19.1	49	1
George Sauer*	01/12/69	BAL	8	133	16.6	39	0
Wesley Walker	11/05/78	DEN	4	133	33.3	75t	1
Al Toon	11/17/85	TB	6	133	22.2	78t	1
Don Maynard	10/29/67	BOS	5	132	26.4	50	0
Laveranues Coles	10/29/00	BUF	5	131	26.2	63	0
Rich Caster	11/18/73	CIN	9	131	14.6	37	1
Don Maynard	12/11/72	OAK	7	131	18.7	26	0
Don Maynard	12/17/66	BOS	6	129	21.5	30	2
Wesley Walker	12/08/85	BUF	4	129	32.3	76t	1
Wesley Walker	09/18/88	HOU	6	129	21.5	50t	3
Wesley Walker	09/23/84	BUF	7	128	18.3	44t	3
George Sauer	11/10/68	HOU	4	128	32.0	43	0
Wesley Walker	09/27/81	HOU	8	128	16.0	40t	2
Bill Mathis	12/03/66	OAK	4	128	32.0	70t	1
Al Toon	11/17/91	NE	9	127	14.1	29	0
Mickey Shuler	12/02/84	NYG	11	127	11.5	20	0
Laveranues Coles	12/08/02	DEN	6	126	21.0	34	1
Wesley Walker	11/26/78	MIA	6	126	21.0	42	1
Rich Caster	11/28/71	SF	5	126	25.2	57t	2
Keyshawn Johnson	09/06/98	SF	9	126	14.0	41t	2
Art Powell	09/17/61	BUF	8	125	15.6	48	1
Wayne Chrebet	09/06/98	SF	6	125	20.8	48	1
Jeff Graham	11/24/96	BUF	7	124	17.7	47	1
Chris Baker	09/11/05	KC	7	124	17.7	33	1
Rob Moore	09/12/93	MIA	6	124	20.7	51	0
Rob Moore	11/27/94	MIA	7	124	17.7	35	0
George Sauer	11/24/68	SD	5	124	24.8	38	0
Art Powell	10/28/60	OAK	6	123	20.5	76t	1
Laveranues Coles*	01/12/02	OAK	8	123	15.4	29	0
Pete Lammons	12/11/66	SD	3	123	41.0	60	1
Don Maynard	11/14/65	BOS	6	122	20.3	44	2
Art Powell	12/04/60	DEN	6	122	20.3	35	3
Art Powell	12/10/61	HOU	7	122	17.4	48	1
Don Maynard	11/28/65	BOS	5	121	24.2	40	0
Wayne Chrebet*	01/17/99	DEN	8	121	15.1	28	0



Player	Date	Tm	Rec	Yds	Avg	Lg	TD
Keyshawn Johnson*	01/10/99	JAX	9	121	13.4	23	1
George Sauer	11/27/66	KC	6	121	20.2	43	1
Don Maynard	10/01/67	MIA	4	121	30.3	62	0
Don Maynard	11/02/69	MIA	4	121	30.3	42t	2
Jerricho Cotchery	09/17/06	NE	6	121	20.2	71t	1
Santana Moss	11/02/03	NYG	10	121	12.1	25t	3
Robert (Bake) Turner	12/13/64	HOU	5	120	24.0	66t	1
George Sauer	10/01/67	MIA	10	120	12.0	23	0
Johnny Mitchell	11/20/94	MIN	11	120	10.9	32	0
Robert (Bake) Turner	12/12/65	OAK	5	120	24.0	62	1
Al Toon	09/07/86	BUF	6	119	19.8	46t	1
Al Toon	10/28/90	HOU	7	119	17.0	42	1
Robert (Bake) Turner	11/28/65	BOS	7	118	16.9	50t	1
Don Maynard	09/14/69	BUF	3	118	39.3	60t	1
Al Toon	09/09/90	CIN	8	118	14.8	46t	2
Wayne Chrebet	12/23/01	IND	8	118	14.8	24	0
Don Maynard*	12/29/68	OAK	6	118	19.7	52	1
George Sauer	12/24/67	SD	6	118	19.7	37t	1
George Sauer	09/28/69	SD	9	118	13.1	25	2
David Knight	12/15/74	BAL	7	117	16.7	34	0
Don Maynard	10/06/62	BOS	5	117	23.4	86	1
Lowie Renn	11/23/61	BUF	4	117	29.3	67	1
Rich Caster	10/07/74	MIA	3	117	39.0	89t	1
Don Maynard	09/11/60	BUF	4	116	29.0	56	0
Mickey Shuler*	12/27/81	BUF	6	116	19.3	30t	1
Justin McCareins	10/16/05	BUF	5	116	23.2	29	0
Laveranues Coles	10/06/02	KC	8	116	14.5	21	0
Wesley Walker	09/11/83	SEA	3	116	38.7	48t	1
Rich Caster	10/26/75	BAL	3	115	38.3	91	0
George Sauer	10/30/66	BUF	7	114	16.3	29	0
Don Maynard	09/29/68	BUF	3	114	38.0	55t	1
Don Maynard	12/19/71	CIN	3	114	38.0	74t	1
Laveranues Coles	11/17/02	DET	7	114	16.3	31	0
Keyshawn Johnson	12/06/98	SEA	9	114	12.7	20	1
Don Maynard	11/30/62	BOS	8	113	14.1	39	1
George Sauer	09/29/68	BUF	7	113	16.1	26	2
Don Maynard	10/03/64	SD	4	113	28.3	68t	1
Kurt Sohn	09/29/85	IND	8	112	14.0	39t	1
Wayne Chrebet	11/15/98	IND	4	112	28.0	63t	1
Wesley Walker	10/04/81	MIA	8	112	14.0	46	2
Don Maynard	12/12/65	OAK	7	112	16.0	43t	1
Keyshawn Johnson	11/22/98	TEN	10	112	11.2	23	1
Jerome Barkum	10/28/73	DEN	4	111	27.8	56t	2
Wesley Walker	10/28/79	HOU	4	111	27.8	39t	1
Santana Moss	10/19/03	HOU	6	111	18.5	25	1
Laveranues Coles	11/26/06	HOU	9	111	12.3	36	1
Al Toon	09/21/86	MIA	7	111	15.9	65t	0
Santana Moss	10/20/02	MIN	5	111	22.2	34	0
Laveranues Coles	01/06/02	OAK	5	111	22.2	40t	1
Terance Mathis	09/20/92	SF	4	111	27.8	55t	1
Art Powell	11/24/60	DAL (AFL)	8	110	13.8	38	1
Jerricho Cotchery	11/26/06	HOU	7	110	15.7	35	0
Wesley Walker	11/16/86	IND	5	110	22.0	47	3
Chris Burkett	12/13/92	IND	6	110	18.3	23	0
Rich Caster	10/05/75	NE	6	110	18.3	27	2
Al Toon	12/13/87	NE	8	110	13.8	28t	1
Wesley Walker	11/21/83	NO	7	110	15.7	42	0
Santana Moss	11/28/04	ARI	5	109	21.8	69t	1
Rob Carpenter	09/06/92	ATL	6	109	18.2	51	0
Don Maynard	10/31/64	BOS	6	109	18.2	29t	1
Robert (Bake) Turner	11/15/64	DEN	4	109	27.3	53	1
Al Toon	11/03/91	GB	8	109	13.6	21	0
Emerson Boozer	10/01/67	MIA	5	109	21.8	49t	2
Richie Anderson	10/23/00	MIA	12	109	9.1	19	0
Derrick Gaffney	09/10/78	BUF	5	108	21.6	36t	1
Wayne Chrebet	12/19/99	DAL	8	108	13.5	38	0
Wesley Walker	09/03/78	MIA	4	108	27.0	47t	2
Art Monk	11/27/94	MIA	5	108	21.6	69	0
Dedric Ward	11/09/97	MIA	6	108	18.0	33	0
Leon Washington	12/25/06	MIA	4	108	27.0	64	0

Player	Date	Tm	Rec	Yds	Avg	Lg	TD
Johnny Mitchell	12/10/95	NE	9	108	12.0	26	1
Don Maynard	09/17/60	BUF	9	107	11.9	27	2
Wayne Chrebet	11/29/98	CAR	7	107	15.3	36t	2
Keyshawn Johnson	11/15/98	IND	5	107	21.4	33	0
George Sauer	10/02/66	BOS	9	106	11.8	23	0
Don Maynard	09/10/67	BUF	5	106	21.2	56t	2
Pete Lammons	12/03/67	DEN	9	106	11.8	18	1
Al Toon	11/06/88	IND	13	106	8.2	17	0
Laveranues Coles	10/15/06	MIA	5	106	21.2	58t	2
Don Maynard	12/08/68	CIN	5	105	21.0	37	1
Don Maynard	11/22/62	DEN	4	105	26.3	35t	1
Robert (Bake) Turner	12/14/69	MIA	4	105	26.3	34t	2
Wayne Chrebet	12/13/98	MIA	5	105	21.0	52	1
Ryan Yarborough	12/10/95	NE	6	105	17.5	38	2
Art Powell	10/28/62	SD	6	105	17.5	21	0
Dedric Ward	09/03/00	GB	5	104	20.8	61	0
Derrick Gaffney	09/30/79	MIA	4	104	26.0	43	0
Wayne Chrebet	10/12/97	MIA	5	104	20.8	70	1
Wayne Chrebet	10/23/00	MIA	6	104	17.3	28	2
Keyshawn Johnson	11/23/97	MIN	9	104	11.6	24	0
Robert (Bake) Turner	09/08/63	BOS	10	103	10.3	30	1
Don Maynard	11/12/67	BUF	4	103	25.8	61	0
Rich Caster	09/21/75	BUF	6	103	17.2	28t	1
Lam Jones	11/16/80	DEN	5	103	20.6	31t	1
Dick Christy	11/19/61	HOU	7	103	14.7	52	0
Al Toon	12/10/88	IND	7	103	14.7	33t	1
Lam Jones	12/02/84	NYG	4	103	25.8	37	1
Richie Anderson	12/10/00	OAK	8	103	12.9	30	0
Chris Burkett	10/03/93	PHI	4	103	25.8	60	0
Jerome Barkum	11/26/79	SEA	6	103	17.2	40	0
Jerome Barkum	12/16/73	BUF	4	102	25.5	48t	1
Bruce Harper	11/13/83	BUF	10	102	10.2	33	0
Don Maynard	10/21/62	DAL (AFL)	4	102	25.5	62	0
Art Powell	11/11/62	DAL (AFL)	6	102	17.0	25	1
Don Maynard	10/17/64	HOU	4	102	25.5	49t	2
Jerome Barkum	10/01/72	HOU	6	102	17.0	25t	1
Al Toon	12/04/88	KC	5	102	20.4	42	1
Don Maynard	11/15/70	LAN	3	102	34.0	47	0
Doug Jolley	12/18/05	MIA	9	102	11.3	60t	1
Art Powell	11/04/62	OAK	5	102	20.4	33	0
Don Maynard	09/12/64	DEN	4	101	25.3	39t	1
Don Maynard	09/25/66	DEN	5	101	20.2	35	0
Wayne Chrebet	11/01/98	KC	6	101	16.8	56	0
Al Toon	10/26/86	NO	6	101	16.8	62t	3
Don Maynard	11/11/60	BOS	5	100	20.0	32t	1
Don Maynard	11/08/64	BUF	5	100	20.0	45	0
Johnny Hector	10/05/86	BUF	9	100	11.1	19	0
Al Toon	11/18/90	IND	7	100	14.3	28	0
Rich Caster	11/24/74	MIA	6	100	16.7	45t	2
Al Toon	12/07/87	MIA	5	100	20.0	44t	1
Dedric Ward	09/11/00	NE	4	100	25.0	44	0
Laveranues Coles	09/17/06	NE	6	100	16.7	46t	1
Jerricho Cotchery*	01/07/07	NE	4	100	25.0	77t	1
Santana Moss*	01/08/05	SD	4	100	25.0	47t	1
Jeff Graham	08/31/97	SEA	3	100	33.3	47t	2



George Sauer



Don Maynard

RECORDS

# 100-YARD RECEIVING GAMES (OPPONENTS)

RECEIVING *Playoff Game								Player	Date	Tm	Rec	Yds	Avg	Lg	TD
Player	Date	Tm	Rec	Yds	Avg	Lg	TD								
Jerry Butler	09/23/79	BUF	10	255	25.5	75t	4	Eric Crabtree	10/12/69	CIN	6	133	22.2	35	1
Glenn Bass	11/08/64	BUF	8	231	28.9	80t	1	Derrick Mason	12/01/03	TEN	11	133	12.1	62	1
Elbert Dubenion	10/24/64	BUF	5	218	43.6	72t	2	Andre Reed	10/17/88	BUF	7	132	18.9	65t	2
Mark Duper	11/01/85	MIA	8	217	27.1	60t	2	Mark Duper	10/23/88	MIA	6	132	22.0	56	0
Roger Carr	10/24/76	BAL	5	210	42.0	79t	2	Antonio Gates	11/06/05	SD	8	132	16.5	29	0
Nat Moore	10/04/81	MIA	7	210	30.0	52	2	Dokie Williams	09/08/85	LAA	5	131	26.2	41t	1
Ozzie Newsome	10/14/84	CLE	14	191	13.6	52	0	Eric Martin	10/15/89	NO	5	131	26.2	53t	2
Tim Brown	10/24/99	OAK	11	190	17.3	45t	1	Rodney Holman	12/21/86	CIN	6	129	21.5	34t	1
Gary Garrison	09/28/69	SD	10	188	18.8	37	2	Stanley Morgan	12/09/79	NE	6	129	21.5	48t	2
Charley Hennigan	09/22/63	HOU	9	186	20.7	63	1	Marvin Harrison	11/15/98	IND	9	128	14.2	38t	1
Haywood Jeffries	10/13/91	HOU	13	186	14.3	35	0	Tim Colclough	11/30/62	BOS	3	127	42.3	78t	1
Jerry Rice*	01/12/02	OAK	9	183	20.3	47	1	Chris Burkett	12/08/85	BUF	5	127	25.4	38	0
Amani Toomer	12/05/99	NYG	6	181	30.2	80t	3	Abner Haynes	12/03/61	DAL (AFL)	6	127	21.2	43	0
Lance Alworth	11/02/63	SD	5	180	36.0	62	1	Marvin Harrison	12/23/01	IND	12	127	10.6	39t	1
Bill Brooks	11/16/86	IND	9	177	19.7	48t	1	Nat Moore	09/30/79	MIA	8	127	15.9	36	1
Frank Jackson	11/29/64	KC	10	175	17.5	40	0	Cedric Jones	11/05/89	NE	6	127	21.2	65t	1
Mark Clayton	09/21/86	MIA	8	174	21.8	42	1	Amani Toomer	11/02/03	NYG	6	127	21.2	39t	1
Steve Largent	12/06/81	SEA	7	169	24.1	57t	1	Lance Alworth	12/11/66	SD	7	127	18.1	46	0
Irving Fryar	10/04/92	NE	8	165	20.6	39	2	Joey Galloway	12/06/98	SEA	2	127	63.5	70t	2
Gary Garrison	10/05/68	SD	6	163	27.2	84t	2	Lionel Taylor	09/24/61	DEN	11	126	11.5	24	0
Carlos Carson	10/02/88	KC	5	162	32.4	80t	1	Irving Fryar	10/12/86	NE	3	126	42.0	69t	1
Stanley Morgan	10/12/86	NE	7	162	23.1	44t	1	Lionel Taylor	09/23/60	DEN	6	125	20.8	31t	1
Gary Garrison	10/31/71	SD	6	162	27.0	49t	1	Andre Johnson	12/05/04	HOU	7	125	17.9	37	0
Steve Tasker	11/24/96	BUF	6	160	26.7	62	2	Mark Clayton	11/12/89	MIA	4	125	31.3	78t	1
Bill Brooks	10/01/89	IND	7	159	22.7	55t	1	Mark Duper	10/07/90	MIA	5	125	25.0	69t	2
Frank Lewis*	12/27/81	BUF	7	158	22.6	50t	2	Troy Brown	10/19/97	NE	5	125	25.0	67	1
Art Graham	10/05/63	BOS	6	156	26.0	57t	2	Hines Ward	12/09/01	PIT	10	124	12.4	29	0
Ken Dilger	09/08/96	IND	7	156	22.3	51	1	Jerry Butler	09/06/81	BUF	6	123	20.5	46	1
Tim Brown	10/01/95	OAK	8	156	19.5	66t	2	Charles Hennigan	11/19/61	HOU	8	123	15.4	28t	1
Mark Duper	11/04/84	MIA	7	155	22.1	54	0	Webster Slaughter	12/24/94	HOU	8	123	15.4	27	0
Mark Duper	09/21/86	MIA	7	154	22.0	46t	2	Jerry Porter*	01/12/03	OAK	6	123	20.5	50	1
Mark Clayton	10/23/88	MIA	10	153	15.3	45t	2	Billy Cannon	11/19/61	HOU	7	122	17.4	78t	3
Chris Chambers	12/28/03	MIA	9	153	17.0	24	1	Paul Warfield	10/10/70	MIA	5	122	24.4	40	1
Tim Brown	09/21/97	OAK	10	153	15.3	29t	1	Abner Haynes	10/21/62	DAL (AFL)	4	121	30.3	78t	1
Bill Groman	11/19/61	HOU	5	152	30.4	66t	3	Jake Reed	11/20/94	MIN	5	121	24.2	49	0
Warren Wells	11/30/69	OAK	5	152	30.4	50	2	Darryl Stingley	10/30/77	NE	8	121	15.1	19	1
Haven Moses	10/17/71	BUF	6	151	25.2	40	0	Harold Jackson	09/09/79	NE	3	121	40.3	49t	3
Jake Reed	11/23/97	MIN	8	150	18.8	49	2	Ike Hilliard	12/05/99	NYG	6	121	20.2	34	0
Randy Vataha	12/07/75	NE	6	149	24.8	40	2	Don Norton	10/15/61	SD	5	121	24.2	52	0
Lance Alworth	10/08/66	SD	10	149	14.9	31	0	Marlin Briscoe	10/04/70	BUF	4	120	30.0	45	2
M.L. Harris	09/16/84	CIN	4	148	37.0	80t	1	Cris Collinsworth*	01/09/83	CIN	7	120	17.1	53	0
Eric Crabtree	10/13/68	DEN	5	148	29.6	72t	1	Johnny Robinson	10/02/60	DAL (AFL)	3	120	40.0	74	0
Cedric Jones	09/10/89	NE	8	148	18.5	36	0	Alvin Reed	10/20/69	HOU	7	119	17	34	0
James Jett	10/21/97	OAK	5	148	29.6	56t	2	Oronde Gadsden	10/23/00	MIA	7	119	17.0	29	0
Mike Quick	12/20/87	PHI	6	148	24.7	45t	2	Haven Moses	10/04/70	BUF	4	118	29.5	45	0
Gino Cappelletti	10/31/64	BOS	7	147	21.0	41	1	Ricky Proehl	11/16/97	CHI	11	118	10.7	25	1
Haven Moses	11/09/69	BUF	6	147	24.5	53	0	Harold Jackson	10/29/78	NE	5	118	23.6	46	2
Lance Alworth	12/04/65	SD	7	147	21.0	46t	2	Fred Biletnikoff*	12/29/07	OAK	6	118	19.7	57	1
Harold Carmichael	12/09/73	PHI	5	146	29.2	62t	1	Ferrell Edmunds	11/27/88	MIA	2	117	58.5	80t	1
Jeff Graham	09/13/92	PIT	6	146	24.3	51	0	Mark Ingram	11/27/94	MIA	9	117	13.0	28t	4
Ken Burrough	11/03/74	HOU	7	145	20.7	51	0	Andre Reed	10/21/90	BUF	8	116	14.5	19t	2
Rob Moore	10/27/96	ARI	7	143	20.4	69	1	Al Frazier	10/22/61	DEN	6	116	19.3	58	1
Irving Fryar	11/17/91	NE	8	143	17.9	56t	1	Mark Clayton	11/27/88	MIA	7	116	16.6	31t	2
Tim Colclough	10/06/62	BOS	4	142	35.5	63t	1	Art Powell	12/12/65	OAK	4	116	29.0	66	1
Lance Alworth	10/23/65	SD	7	142	20.3	57t	1	Tony Martin	12/18/94	SD	3	116	38.7	60t	2
Reggie Wayne	11/16/03	IND	9	141	15.7	38	0	Mel Gray	11/23/75	STL	4	116	29.0	74t	2
Art Powell	10/10/64	OAK	6	141	23.5	44	0	Torry Holt	01/02/05	STL	7	116	16.6	44t	2
Aaron Marsh	09/22/68	BOS	4	140	35	70t	1	James Wilder	12/12/82	TB	11	116	10.5	32	1
Don Hasselbeck	10/11/81	NE	7	139	19.9	51	1	Sam Havrilak	09/24/72	BAL	4	115	28.8	40t	1
Charles Hennigan	10/17/64	HOU	8	138	17.3	43t	1	Dave Logan	09/02/79	CLE	6	115	19.2	40	0
Eric Moulds	10/29/00	BUF	6	137	22.8	52	0	Leonard Thompson	11/28/85	DET	7	115	16.4	44t	3
Lance Alworth	10/05/68	SD	8	137	17.125	54	1	Joe Senner	12/26/82	MIN	10	115	11.5	22	0
Otis Taylor	11/27/66	KC	6	136	22.7	45	0	Gary Garrison	12/24/67	SD	8	115	14.4	21	0
John Gilliam	09/27/71	STL	6	136	22.7	51	0	Lydell Mitchell	09/24/72	BAL	8	114	14.3	34	0
Jimmy Smith	10/13/96	JAX	5	135	27.0	62	1	Ozzie Newsome*	01/03/87	CLE	6	114	19.0	34	0
Al Denison	09/24/67	DEN	7	134	19.1	30	1	James Lofton	11/04/79	GB	6	114	19.0	45	0
Arthur Marshall	11/08/92	DEN	5	134	26.8	80t	1	Billy Cannon	12/10/61	HOU	5	114	22.8	67t	2
Rod Smith	11/05/00	DEN	5	134	26.8	49	0	Ray Butler	09/29/85	IND	4	113	28.3	72t	1
John Stallworth	09/20/81	PIT	8	134	16.8	30	0	Stephane Paige	12/04/88	KC	4	113	28.3	41t	2
								Mark Duper	09/24/89	MIA	6	113	18.8	26	0





Player	Date	Tm	Rec	Yds	Avg	Lg	TD
Terry Glenn	09/12/99	NE	7	113	16.1	45	0
Charlie Brown	11/09/86	ATL	6	112	18.7	42	0
Thurman Thomas	09/15/91	BUF	13	112	8.6	15t	1
Eric Moulds	09/08/02	BUF	8	112	14.0	52	1
Reggie Langhorne	11/14/93	IND	8	112	14.0	32	0
Gino Cappelletti	12/17/66	BOS	8	111	13.9	18t	1
J.J. Stokes	09/06/98	SF	7	111	15.9	31t	2
Jerry Levias	12/06/69	HOU	9	110	12.2	22	1
Frank Jackson	12/01/63	KC	6	110	18.3	48	0
Irving Fryar	09/03/95	MIA	5	110	22.0	50t	2
Billy Cannon	10/10/64	OAK	6	110	18.3	39	0
Fred Biletnikoff	12/17/67	OAK	5	110	22	72	0
Bobby Duckworth	09/04/83	SD	4	110	27.5	32	1
Frank Lewis	10/18/81	BUF	6	109	18.2	23t	1
James Lofton	12/01/91	BUF	5	109	21.8	54	1
Mike Furrey	10/22/06	DET	9	109	12.1	19	1
Terrence Wilkins	12/03/00	IND	7	109	15.6	43t	1
Chris Burford	11/27/66	KC	8	109	13.6	32	1
Mark Bavaro	12/27/87	NYG	6	109	18.2	25	1
Art Powell	10/23/66	OAK	5	109	21.8	42	1
Gary Garrison	12/01/74	SD	4	109	27.3	44	1
Arthur Cox	11/09/86	ATL	4	108	27.0	49	1
Bob Chandler	12/11/77	BUF	7	108	15.4	22	2
Isaac Curtis	09/13/81	CIN	5	108	21.6	42	0
Reggie Rucker	12/07/80	CLE	5	108	21.6	45	0
Andre Rison	11/19/89	IND	5	108	21.6	61	0
Mark van Eeghen	10/21/79	OAK	7	108	15.4	36	0
Steve Largent	11/02/86	SEA	7	108	15.4	30	0
Bill Brooks	11/19/95	BUF	7	107	15.3	45t	2
Eric Moulds	12/19/98	BUF	4	107	26.8	35	0
Eric Moulds	10/07/01	BUF	5	107	21.4	46t	1
Lee Evans	09/24/06	BUF	8	107	13.4	27	0
Scott Schwedes	11/12/89	MIA	3	107	35.7	65t	1
David Givens	10/24/04	NE	5	107	21.4	42	0
Sam McCullum	10/19/80	SEA	5	107	21.4	58	0
Don Beebe	10/26/92	BUF	6	106	17.7	34	0
Bill Groman	10/09/60	HOU	6	106	17.7		0
Gary Wellman	01/02/94	HOU	8	106	13.3	24	0
Charlie Joiner	09/04/83	SD	5	106	21.2	33t	1
Drew Bennett	09/10/06	TEN	8	106	13.3	24	0
Laveranues Coles	09/04/03	WAS	5	106	21.2	48	0
Glenn Doughty	09/23/73	BAL	5	105	21.0	51	1
Marshall Johnson	10/26/75	BAL	3	105	35.0	68t	2
Tim Tindale	09/07/97	BUF	4	105	26.3	45	0
Derrick Alexander	10/02/94	CLE	7	105	15.0	27	0
Chris Burford	12/03/61	DAL (AFL)	3	105	35.0	54	0

Player	Date	Tm	Rec	Yds	Avg	Lg	TD
Anthony Miller	09/11/94	DEN	6	105	17.5	40t	1
Jonathan Hayes	11/15/87	KC	5	105	21.0	33	0
Nat Moore	11/04/84	MIA	5	105	21.0	37t	1
O.J. McDuffie	12/13/98	MIA	11	105	9.5	20	1
Chuck Foreman	10/12/75	MIN	9	105	11.7	33	2
Cris Carter	11/23/97	MIN	6	105	17.5	33	0
Hines Ward	01/15/05	PIT	10	105	10.5	18	1
Mel Gray	10/22/78	STL	4	105	26.3	40	0
Roscoe Parrish	09/24/06	BUF	4	104	26.0	51t	1
Kerry Cash	12/13/92	IND	7	104	14.9	41	0
Jimmy Smith*	01/10/99	JAX	5	104	20.8	52t	2
Paul Warfield	10/03/71	MIA	4	104	26.0	32	0
Stanley Morgan	09/11/86	NE	8	104	13.0	22	0
Jabar Gaffney*	01/07/07	NE	8	104	13.0	31	0
Peerless Price	10/07/01	BUF	4	103	25.8	70t	1
Eddie Brown	10/09/88	CIN	5	103	20.6	60t	2
Irving Fryar	11/07/93	MIA	6	103	17.2	65t	1
Irving Fryar	11/27/94	MIA	5	103	20.6	25	0
Raymond Chester	12/15/74	BAL	8	102	12.8	26	1
Raymond Chester	11/20/77	BAL	5	102	20.4	53t	1
Tom Waddle	09/23/91	CHI	8	102	12.8	31	0
Bill Groman	10/23/60	HOU	5	102	20.4	-	3
Chris Sanders	12/01/96	HOU	3	102	34.0	83t	1
Larry Seiple	11/02/69	MIA	7	102	14.6	29t	2
Nat Moore	11/09/75	MIA	4	102	25.5	63	0
Nat Moore	12/15/79	MIA	5	102	20.4	34	0
Tony Martin	12/27/99	MIA	6	102	17.0	32t	1
Stanley Morgan	09/09/79	NE	3	102	34.0	50t	2
Glenn Doughty	10/15/78	BAL	7	101	14.4	29	0
Bill Groman	12/10/61	HOU	5	101	20.2	33	0
Adrian Cooper	11/20/94	MIN	7	101	14.4	32	0
Lance Alworth	12/06/64	SD	3	101	33.7	82t	1
Marlin Briscoe	10/25/70	BUF	5	100	20.0	32	0
Reuben Gant	09/10/78	BUF	6	100	16.7	24	1
Joey Galloway	09/28/03	DAL	5	100	20.0	42	0
Mike Pritchard	09/11/94	DEN	9	100	11.1	18	0
Shannon Sharpe	12/08/02	DEN	9	100	11.1	22	0
Jessie Hester	11/10/91	IND	5	100	20.0	49t	2
Dallas Clark	11/16/03	IND	5	100	20.0	27	0
Mark Clayton	09/29/91	MIA	7	100	14.3	25	1
Keith Jackson	09/18/94	MIA	6	100	16.7	35	0
Cris Carter	11/20/94	MIN	11	100	9.1	21	1
Lynn Swann	10/01/78	PIT	7	100	14.3	26t	2
Gene Foster	11/24/68	SD	8	100	12.5	48	0
Anthony Miller	10/14/90	SD	5	100	20.0	29t	1

RECORDS



## 300-YARD PASSING GAMES

PASSING \*Playoff Game

Player	Date	Opp	Att	Cmp	Pct	Yds	TD	Int	Lg	Rate
Joe Namath	09/24/72	BAL	28	15	53.6%	496	6	1	80t	123.5
Vinny Testaverde	12/24/00	BAL	69	36	52.2%	481	2	3	41	66.2
Ken O'Brien	09/21/86	MIA	43	29	67.4%	479	4	1	65t	126.0
Richard Todd	09/21/80	SF	60	42	70.0%	447	3	1	21	101.2
Richard Todd	09/25/83	LAN	50	37	74.0%	446	2	2	37t	97.6
Ken O'Brien	11/02/86	SEA	32	26	81.3%	431	4	0	83t	158.3
Vinny Testaverde	12/06/98	SEA	63	42	66.7%	418	2	1	30	89.3
Joe Namath	10/01/67	MIA	39	23	59.0%	415	3	1	62	110.5
Glenn Foley	09/06/98	SF	58	30	51.7%	415	3	1	48	85.1
Joe Namath	12/11/72	OAK	46	25	54.3%	403	1	2	49t	73.0
Joe Namath	09/24/67	DEN	37	22	59.5%	399	2	2	61	92.1
Joe Namath	10/18/70	BAL	62	34	54.8%	397	1	6	45	40.3
Richard Todd	10/23/77	OAK	29	17	58.6%	396	4	2	87t	113.9
Ken O'Brien	11/10/85	MIA	43	26	60.5%	393	2	0	44	106.1
Ken O'Brien	11/05/89	NE	29	22	75.9%	386	2	0	57	140.4
Richard Todd	12/06/82	DET	32	23	71.9%	384	3	1	56t	130.2
Boomer Esiason	11/27/94	MIA	41	26	63.4%	382	2	2	69	89.7
Joe Namath	11/17/68	OAK	37	19	51.4%	381	1	0	50t	96.8
Vinny Testaverde	10/23/00	MIA	59	36	61.0%	378	5	3	30t	86.7
Richard Todd*	12/27/81	BUF	50	28	56.0%	377	2	4	37	60.2
Al Dorow	12/11/60	OAK	48	29	60.4%	375	3	0	72t	105.8
Vinny Testaverde	09/14/03	MIA	45	29	64.4%	373	1	1	61	88.5
Boomer Esiason	09/05/93	DEN	40	29	72.5%	371	2	1	43	107.4
Ken O'Brien	12/08/85	BUF	40	25	62.5%	370	3	1	76t	107.3
Joe Namath	12/17/67	OAK	46	27	58.7%	370	3	3	42	79.1
Malcolm (Dick) Wood	11/08/64	BUF	49	23	46.9%	367	1	5	71t	39.6
Ken O'Brien	11/17/85	TB	30	23	76.7%	367	5	1	78t	142.6
Browning Nagle	09/06/92	ATL	37	21	56.8%	366	2	0	51	108.6
Joe Namath	10/29/67	BOS	43	22	51.2%	362	2	2	50	75.9
Vinny Testaverde*	01/17/99	DEN	52	31	59.6%	356	0	2	28	64.3
Frank Reich	11/17/96	IND	42	20	47.6%	352	3	4	52t	60.9
Ken O'Brien	12/02/84	NYG	41	28	68.3%	351	1	1	37	92.6
Joe Namath	09/28/69	SD	51	29	56.9%	344	2	2	25	74.3
Joe Namath	10/30/66	BUF	53	24	45.3%	343	2	5	50	40.1
Joe Namath	12/24/67	SD	26	18	69.2%	343	4	0	37t	151.4
Joe Namath	10/13/68	DEN	41	20	48.8%	341	0	5	60	37.8
Pat Ryan	11/27/88	MIA	43	27	62.8%	341	2	1	35	93.3
Chad Pennington	12/17/06	MIN	39	29	74.4%	339	1	1	50	98.1
Joe Namath	10/02/66	BOS	56	28	50.0%	338	2	3	42	58.5
Joe Namath	11/12/67	BUF	37	13	35.1%	338	1	2	61	55.9
Ken O'Brien	10/09/89	LAA	48	24	50.0%	338	0	2	30	55.7
Joe Namath	11/24/68	SD	31	17	54.8%	337	2	1	87t	101.1
Joe Namath	10/26/75	BAL	28	19	67.9%	333	3	1	91	129.0
Ken O'Brien	11/10/91	IND	36	23	63.9%	329	1	0	39	102.7
Ken O'Brien	09/24/89	MIA	37	27	73.0%	329	3	1	37t	115.7
Joe Namath	11/16/69	KC	40	24	60.0%	327	2	3	40t	71.6
Brooks Bollinger	12/18/05	MIA	42	28	66.7%	327	2	0	60t	106.0
Joe Namath	12/03/66	OAK	42	20	47.6%	327	2	5	70t	50.5
Malcolm (Dick) Wood	10/31/64	BOS	36	22	61.1%	325	3	2	36t	95.3
Neil O'Donnell	09/15/96	MIA	44	25	56.8%	325	3	3	78t	74.5
Chad Pennington	10/20/02	MIN	29	24	82.8%	324	1	0	34	124.7
Boomer Esiason	09/12/93	MIA	33	22	66.7%	323	2	1	51	106.0
Ken O'Brien	11/09/86	ATL	33	26	78.8%	322	3	0	59t	137.6
Glenn Foley	11/09/97	MIA	48	25	52.1%	322	1	1	33	71.7
Neil O'Donnell	09/08/96	IND	46	26	56.5%	319	1	1	53	76.3
Neil O'Donnell	10/12/97	MIA	37	24	64.9%	319	2	0	70	110.1
Chad Pennington	09/10/06	TEN	33	24	72.7%	319	2	0	41	123.2
Ken O'Brien	09/07/86	BUF	25	18	72.0%	318	2	0	71t	140.8
Ken O'Brien	09/21/87	NE	26	19	73.1%	313	1	0	59	126.0
John Green	10/28/62	SD	30	17	56.7%	313	2	1	63t	101.1
Boomer Esiason	11/19/95	BUF	43	24	55.8%	312	3	2	43t	82.7
Malcolm (Dick) Wood	11/10/63	HOU	40	20	50.0%	312	3	5	48t	61.7
Richard Todd	09/27/81	HOU	39	25	64.1%	312	3	0	40t	114.5
Ken O'Brien	11/24/85	NE	33	20	60.6%	311	1	0	88t	102.0
Richard Todd	10/04/81	MIA	39	28	71.8%	310	4	1	46	118.5
Ken O'Brien	11/17/91	NE	41	26	63.4%	309	3	0	35t	110.7
Joe Namath	10/20/69	HOU	24	12	50.0%	306	2	3	57t	84.0
Chad Pennington	09/17/06	NE	37	22	59.5%	306	2	1	71t	92.8
Richard Todd	11/27/83	NE	36	22	61.1%	305	2	1	64	95.3



Chad Pennington	10/10/04	BUF	42	31	73.8%	304	1	1	41	91.8
Joe Namath	09/15/68	KC	29	17	58.6%	302	2	1	57t	102.9
Malcolm (Dick) Wood	10/03/64	SD	43	19	44.2%	302	2	2	68t	64.3
Al Dorow	11/24/60	DAL (AFL)	33	21	63.6%	301	2	1	45t	100.7
Joe Namath	10/01/72	HOU	38	18	47.4%	301	2	2	60	70.2
Pat Ryan	10/18/87	MIA	49	30	61.2%	301	4	2	35t	88.9
Ken O'Brien	12/20/87	PHI	49	25	51.0%	301	2	0	51t	83.8
Ken O'Brien	09/09/90	CIN	49	27	55.1%	300	2	1	46t	78.6
Chad Pennington*	01/07/07	NE	40	23	57.5%	300	1	1	77t	79.2



Richard Todd



Vinny Testaverde

## 300-YARD PASSING GAMES (OPPONENTS)

**PASSING** \*Playoff Game

Player	Date	Tm	Att	Cmp	Yds	Pct	TD	Int	Lg	Rate
Dan Marino	10/23/88	MIA	60	35	521	58.3%	3	5	56	68.8
Bernie Kosar*	01/03/87	CLE	64	33	489	51.6%	1	2	37t	69.1
Marc Bulger	01/02/05	STL	39	29	450	74.4%	3	2	44t	116.4
Dan Marino	09/21/86	MIA	50	30	448	60.0%	6	2	46t	112.3
Dan Marino	09/24/89	MIA	55	33	427	60.0%	3	2	43t	87.5
Boomer Esiason	12/21/86	CIN	30	23	425	76.7%	5	1	49	143.8
Warren Moon	10/13/91	HOU	50	35	423	70.0%	2	2	37t	92.3
Dan Marino	11/04/84	MIA	42	23	422	54.8%	2	2	54	85.6
George Blanda	11/19/61	HOU	32	20	418	62.5%	7	1	78t	132.8
Peyton Manning	11/16/03	IND	36	27	401	75.0%	1	0	46t	120.3
Steve Grogan	10/12/86	NE	42	23	401	54.8%	3	0	69t	111.3
Daryle Lamonica*	12/29/68	OAK	47	20	401	42.6%	1	0	57	80.2
Warren Moon	11/20/94	MIN	50	33	400	66.0%	2	4	49	70.4
Ken Stabler	11/23/80	HOU	51	33	388	64.7%	4	4	-	81.2
Bert Jones	12/15/74	BAL	53	36	385	67.9%	4	4	39	82.7
Warren Moon	10/28/90	HOU	43	30	381	69.8%	1	0	31	104.9
Babe Parilli	12/17/66	BOS	38	21	379	55.3%	3	2	44	94.1
Johnny Unitas	09/24/72	BAL	45	26	376	57.8%	2	0	40t	99.9
Jeff George	09/21/97	OAK	38	26	374	68.4%	3	0	56t	126.4
Dan Marino	10/12/97	MIA	38	27	372	71.1%	2	0	36t	119.6
Hugh Millen	11/17/91	NE	43	30	372	69.8%	1	1	56t	94.3
Tobin Rote	11/02/63	SD	29	21	369	72.4%	3	0	62	149.0
Joe Ferguson	09/23/79	BUF	30	19	367	63.3%	5	0	75t	145.4
Steve Young	09/06/98	SF	46	26	363	56.5%	3	1	35	94.7
Dan Marino	11/10/85	MIA	37	21	362	56.8%	3	3	60t	83.4
Ken Stabler	10/21/79	OAK	47	29	360	61.7%	2	5	36	60.0

Player	Date	Tm	Att	Cmp	Yds	Pct	TD	Int	Lg	Rate
Jack Trudeau	11/16/86	IND	57	27	359	47.4%	1	4	48t	44.4
Dan Marino	11/12/89	MIA	34	18	359	52.9%	3	2	78t	95.1
Dan Marino	11/27/94	MIA	44	31	359	70.5%	4	2	28t	106.2
Cotton Davidson	11/21/64	OAK	35	20	358	57.1%	3	3	60t	85.2
John Hadl	10/31/71	SD	27	19	358	70.4%	4	1	49t	137.0
Bruce Mathison	12/08/85	BUF	39	22	357	56.4%	0	2	39	65.9
Erik Kramer	11/16/97	CHI	60	32	354	53.3%	2	3	25	61.4
Ken Anderson*	01/09/83	CIN	35	26	354	74.3%	2	3	53	89.5
Tony Eason	09/30/84	NE	42	28	354	66.7%	3	0	43t	116.6
Dan Fouts	09/04/83	SD	36	20	354	55.6%	2	2	33t	84.7
Dan Marino	11/27/88	MIA	35	17	353	48.6%	5	0	80t	124.2
Rich Gannon	10/24/99	OAK	51	26	352	51.0%	2	1	45t	78.2
David Archer	11/09/86	ATL	36	21	350	58.3%	2	1	49	98.1
Earl Morrall	12/20/70	BAL	33	18	348	54.5%	4	1	44	118.4
Rich Gannon	12/02/02	OAK	42	31	342	73.8%	1	0	26t	105.5
Kerry Collins	12/05/99	NYG	29	17	341	58.6%	3	0	80t	134.4
Joe Ferguson	09/23/84	BUF	46	31	340	67.4%	2	0	43	103.5
Brian Sipe	12/07/80	CLE	41	30	340	73.2%	1	1	45	95.6
Drew Bledsoe	09/12/99	NE	30	21	340	70.0%	1	1	58t	104.9
Peyton Manning	12/03/00	IND	51	27	339	52.9%	2	2	43t	70.6
Daryle Lamonica	12/17/67	OAK	32	16	336	50.0%	3	2	72	92.7
Cotton Davidson	10/02/60	DAL (AFL)	31	19	333	61.3%	1	1	72	95.2
Steve Grogan	10/11/81	NE	32	19	330	59.4%	1	2	51	78.9
J.P. Losman	09/24/06	BUF	38	22	328	57.9%	1	1	51t	84.1
Jay Fiedler	12/28/03	MIA	29	21	328	72.4%	1	1	59	106.7
Tommy Kramer	12/26/82	MIN	56	32	328	57.1%	1	3	28	57.7
Brian Griese	11/05/00	DEN	35	22	327	62.9%	2	1	49	100.5
John Hadl	10/05/68	SD	37	17	326	45.9%	3	3	84t	70.3
David Carr	11/26/06	HOU	54	39	323	72.2%	1	1	22	85.6
Bert Jones	11/20/77	BAL	36	23	322	63.9%	3	1	53t	108.8
Don Strock	12/15/79	MIA	41	26	322	63.4%	1	2	38	75.5
Dan Marino	12/27/99	MIA	52	29	322	55.8%	3	3	32t	69.6
Dan Marino	12/13/98	MIA	57	30	321	52.6%	1	1	31	67.9
John Elway	09/11/94	DEN	42	29	319	69.0%	1	1	40t	89.3
Drew Brees*	01/08/05	SD	42	31	319	73.8%	2	1	44	101.2
Dennis Shaw	10/04/70	BUF	21	12	317	57.1%	2	2	45	93.9
Jim Kelly	11/19/95	BUF	37	22	316	59.5%	2	0	47	105.2
Ken Anderson	09/16/84	CIN	22	16	316	72.7%	2	4	80t	105.5
Steve Grogan	09/09/79	NE	18	13	315	72.2%	5	0	50t	153.9
Pete Beathard	10/20/69	HOU	47	23	314	48.9%	1	3	34	51.2
Steve Bartkowski	10/23/83	ATL	36	25	313	69.4%	2	2	26	91.6
Steve DeBerg	10/02/88	KC	34	17	312	50.0%	2	2	80t	77.1
Brad Johnson	11/23/97	MIN	35	24	312	68.6%	3	0	49	124.9
Tom Yewcic	10/05/63	BOS	38	18	311	47.4%	3	5	57t	62.4
George Blanda	11/22/63	HOU	37	25	308	67.6%	1	2	63	79.6
Craig Morton	11/16/80	DEN	39	27	306	69.2%	2	2	32	88.2
Jim Kelly	09/13/87	BUF	42	25	305	59.5%	3	1	-	95.8
Babe Parilli	10/31/64	BOS	40	18	304	45.0%	2	5	52t	48.3
Jim Harbaugh	09/23/91	CHI	42	28	303	66.7%	1	0	31	95.6
Kerry Collins	11/02/03	NYG	40	24	303	60.0%	2	0	39t	100.3
Jim Kelly	10/17/88	BUF	27	16	302	59.3%	3	1	66t	119.7
Brian Sipe	09/02/79	CLE	36	21	302	58.3%	2	3	-	69.4
Jack Kemp	10/15/61	SD	38	15	302	39.5%	0	1	52	57.1

## JETS VS. THE AFC EAST (SINCE 1970)

YEAR	W	L	T
1970	2	6	0
1971	4	4	0
1972	6	2	0
1973	4	4	0
1974	4	4	0
1975	2	6	0
1976	2	6	0
1977	2	6	0
1978	6	2	0
1979	4	4	0
1980	2	6	0
1981	6	1	1
1982	2	2	0
1983	3	5	0
1984	3	5	0
1985	6	2	0
1986	6	2	0
1987	3	5	0
1988	3	5	0
1989	2	6	0
1990	2	6	0
1991	4	4	0
1992	3	5	0
1993	5	3	0
1994	4	4	0
1995	1	7	0
1996	0	8	0
1997	2	6	0
1998	7	1	0
1999	4	4	0
2000	6	2	0
2001	5	3	0
2002	4	2	0
2003	1	5	0
2004	3	3	0
2005	2	4	0
2006	4	2	0
<b>TOTAL</b>	<b>129</b>	<b>152</b>	<b>1</b>

37 seasons: 129-152-1, .459



Victor Hobson

### BILLS: 33-39

#### Home

Longest Winning Streak: 4 (2002-05)  
 Longest Losing Streak: 7 (1987-93)  
 Largest Winning Margin: 39 (42-3, 1985)  
 Largest Losing Margin: 37 (0-37, 1989)

#### Road

Longest Winning Streak: 5 (1983-87)  
 Longest Losing Streak: 4 (1988-91)  
 Largest Winning Margin: 24 (34-10, 1983)  
 Largest Losing Margin: 31 (0-31, 1981; 3-34, 1989)

#### Overall

Longest Winning Streak: 7 (1984-87)  
 Longest Losing Streak: 10 (1987-92)

### COLTS: 24-38

The Colts joined the AFC South in 2002.

### DOLPHINS: 35-38-1

#### Home

Longest Winning Streak: 5 (1998-2002)  
 Longest Losing Streak: 4 (1970-73)  
 Largest Winning Margin: 27 (41-14, 2004)  
 Largest Losing Margin: 43 (0-43, 1975)

#### Road

Longest Winning Streak: 4 (1998-2001)  
 Longest Losing Streak: 7 (1982-87\*)  
 Largest Winning Margin: 24 (24-0, 2001)  
 Largest Losing Margin: 42 (3-45, 1986)  
 \*Includes playoff game

#### Overall

Longest Winning Streak: 8 (1998-2001)  
 Longest Losing Streak: 7 (1982-84\*)  
 \*Includes playoff game

### PATRIOTS: 35-37

#### Home

Longest Winning Streak: 4 (1970-73)  
 Longest Losing Streak: 6 (2001-06)  
 Largest Winning Margin: 38 (45-7, 1993)  
 Largest Losing Margin: 37 (7-44, 2002)

#### Road

Longest Winning Streak: 5 (1998-2002)  
 Longest Losing Streak: 5 (1976-80)  
 Largest Winning Margin: 28 (41-13, 1972)  
 Largest Losing Margin: 53 (3-56, 1979)

#### Overall

Longest Winning Streak: 5 (1971-73)  
 Longest Losing Streak: 7 (2003-06)

## INDIVIDUAL PLAYOFF RECORDS

### SERVICE

#### MOST GAMES PLAYED

Pos	Player	Games
RB	Freeman McNeil	8 (81, 82, 85, 86, 90)
T	Jason Fabini	7 (98, 01, 02, 04)
RB	Curtis Martin	7 (98, 01, 02, 04)
C	Kevin Mawae	7 (98, 01, 02, 04)
K	Pat Leahy	7 (81, 82, 85, 86)
WR	Wesley Walker	7 (81, 82, 85, 86)
G	Dan Alexander	7 (81, 82, 85, 86)
C	Joe Fields	7 (81, 82, 85, 86)
TE	Mickey Shuler	7 (81, 82, 85, 86)
OL	Guy Bingham	7 (81, 82, 85, 86)
DL	Marty Lyons	7 (81, 82, 85, 86)

#### MOST CONSECUTIVE GAMES PLAYED

Pos	Player	Games
RB	Freeman McNeil	8 (81, 82, 85, 86, 90)

#### MOST STARTS

Pos	Player	Starts
T	Jason Fabini	7 (98, 01, 02, 04)
RB	Curtis Martin	7 (98, 01, 02, 04)
C	Kevin Mawae	7 (98, 01, 02, 04)
G	Dan Alexander	7 (81, 82, 85, 86)
C	Joe Fields	7 (81, 82, 85, 86)
DL	Marty Lyons	7 (81, 82, 85, 86)
RB	Freeman McNeil	7 (81, 82, 85, 86)

### SCORING

#### MOST POINTS

Pos	Player	CAREER Points
K	Pat Leahy	44 (7 games played)
K	Jim Turner	25 (3 games played)
RB	Freeman McNeil	24 (8 games played)
K	John Hall	20 (3 games played)
RB	Curtis Martin	18 (7 games played)
WR-PR	Santana Moss	18 (5 games played)

Pos	Player	Date	Opp	Points
K	Pat Leahy	1/9/83	at CIN	14 (3 FG, 5 XP)
RB	Freeman McNeil	12/28/85	vs. KC	12 (2 TD)
WR	Don Maynard	12/29/68	vs. OAK	12 (2 rec. TD)
WR	Keyshawn Johnson	1/10/99	vs. JAX	12 (1 rec., 1 rush TD)
RB	Curtis Martin	1/10/99	vs. JAX	12 (2 rush TD)
WR	Wayne Chrebet	1/12/02	at OAK	12 (2 rec TD)

#### MOST FGs MADE

Player	FG
Pat Leahy	8 (7 games played)
John Hall	7 (5 games played)
Jim Turner	7 (3 games played)

Player	FG	Date	Opp
Jim Turner	3 (32, 30, 9)	1/12/69	vs. BAL (SB III)
Pat Leahy	3 (32, 24, 47)	1/9/83	vs. CIN
Mike Nugent	3 (28, 21, 37)	1/7/07	at NE

#### LONGEST FG

Player	Yds	Date	Opp
John Hall	52	1/12/99	vs. JAX
Pat Leahy	47	1/9/83	at CIN
Pat Leahy	46	1/3/87	at CLE

### RUSHING

#### YARDAGE

	Player	CAREER Att	Yds	Avg	TD
1.	Freeman McNeil	150	633	4.2	3
2.	Curtis Martin	133	528	4.0	3
3.	Matt Snell	61	253	4.1	1
4.	LaMont Jordan	39	216	5.5	2
5.	Emerson Boozer	24	84	3.5	0
6.	Johnny Hector	16	59	3.7	0
7.	Leon Washington	11	50	4.5	0
8.	Ken O'Brien	6	36	6.0	0
9t.	Richard Todd	14	32	2.3	0
9t.	Santana Moss	2	32	16.0	0
11.	Pat Ryan	2	30	15.0	0
12.	Mike Augustyniak	8	29	3.6	0
13t.	Kevin Long	8	28	3.5	1
13t.	Keyshawn Johnson	2	28	14.0	1
15.	Bill Mathis	12	21	1.8	0
16.	Chad Pennington	10	20	2.0	0
17.	Jerricho Cotchery	3	19	6.3	0
18.	Scott Dierking	6	16	2.7	0
19.	Joe Namath	2	15	7.5	0
20t.	Tony Paige	5	14	2.8	0
20t.	Brad Baxter	5	14	2.8	0
20t.	Richie Anderson	3	14	4.7	0

	Player	Date	Opp	Att	Yds	Avg	TD
1.	Freeman McNeil	1/9/83	at CIN	21	202	9.6	1
2.	Freeman McNeil	12/28/86	vs. KC	31	135	4.4	1
3.	Curtis Martin	1/10/99	vs. JAX	36	124	3.4	2
4.	Matt Snell	1/12/69	vs. BAL	30	121	4.0	1
5.	Curtis Martin	1/12/02	at OAK	16	106	6.6	0
6.	Freeman McNeil	1/15/83	at LA	23	105	4.6	0
7.	LaMont Jordan	1/4/03	vs. IND	20	102	5.1	2
8.	Curtis Martin	1/15/05	at PIT	19	77	4.1	0
9.	Curtis Martin	1/12/03	at OAK	16	74	4.6	0
10.	Freeman McNeil	1/3/87	at CLE	25	71	2.8	1

#### LONGEST RUNS FROM SCRIMMAGE

Pos	Player	Yds	Date	Opp
RB	Freeman McNeil	35	1/9/83	at CIN
RB	Freeman McNeil	25	1/3/87	at CLE
RB	Freeman McNeil	24	1/9/83	at CIN
RB	Freeman McNeil	24	12/28/86	vs. KC
QB	Pat Ryan	24	12/28/86	vs. KC
RB	Curtis Martin	22	1/12/02	at OAK

#### LONGEST TD RUNS

Pos	Player	Yds	Date	Opp
RB	Freeman McNeil	25	1/3/87	at CLE
RB	Freeman McNeil	20	1/9/83	at CIN
WR	Keyshawn Johnson	10	1/10/99	vs. JAX

#### MOST ATTEMPTS

Player	Att	CAREER
Freeman McNeil	150 (8 games played)	
Curtis Martin	133 (7 games played)	
Matt Snell	61 (3 games played)	

Player	Att	Date	Opp
Curtis Martin	36	1/10/99	vs. JAX
Freeman McNeil	31	12/28/86	vs. KC
Matt Snell	30	1/12/69	vs. BAL (SB III)



## PASSING

PASSING									
Player	G-S	W-L	Att	Comp	Pct	Yds	TD	INT	Rating
Pennington	5-5	2-3	178	107	60.1	1,166	7	4	83.2
Todd	4-4	2-2	139	78	56.1	1,026	4	12	53.2
Testaverde	3-3	1-2	129	82	63.6	917	4	3	85.3
Namath	3-3	2-1	117	50	42.8	641	3	4	61.2
O'Brien	3-2	0-2	67	45	67.2	504	2	4	74.5
Ryan	3-2	1-1	51	32	62.7	340	5	1	106.7
McNeil	8-0	--	1	1	100.0	14	1	0	158.3
Parilli	1-0	--	1	0	--	0	0	0	39.6
Ramsey	1-0	--	1	1	100.0	-1	0	0	79.2

### YARDS PASSING

CAREER	
Player	Yds
Chad Pennington	1,166 (5 games played)
Richard Todd	1,026 (4 games played)
Vinny Testaverde	917 (3 games played)
Joe Namath	641 (3 games played)

GAME			
Player	Yds	Date	Opp
Richard Todd	377	12/27/81	vs. BUF
Vinny Testaverde	356	1/17/99	at DEN
Chad Pennington	300	1/7/07	at NE
Chad Pennington	279	1/8/05	at SD
Richard Todd	277	1/15/83	at LA Raiders
Vinny Testaverde	277	1/12/02	at OAK



Chad Pennington

### PASSING ATTEMPTS

CAREER	
Pos	Player
QB	Chad Pennington
QB	Richard Todd
QB	Vinny Testaverde
QB	Joe Namath

GAME			
Player	Att	Date	Opp
Vinny Testaverde	52	1/1/99	at DEN
Richard Todd	51	12/2/81	vs. BUF
Joe Namath	49	12/9/68	vs. OAK
Vinny Testaverde	41	1/12/002	at OAK
Chad Pennington	40	1/7/07	at NE

### PASSING COMPLETIONS

CAREER	
Player	Comp
Chad Pennington	107 (5 games played)
Vinny Testaverde	82 (3 games played)
Richard Todd	78 (4 games played)
Joe Namath	50 (3 games played)

GAME			
Player	Comp	Date	Opp
Vinny Testaverde	31	1/17/99	at DEN
Richard Todd	28	12/27/81	vs. BUF
Vinny Testaverde	27	1/12/02	at OAK
Chad Pennington	25	1/4/03	vs. IND

### COMPLETION PERCENTAGE

CAREER	
Player	%
Ken O'Brien	67.1% (3 games played)
Vinny Testaverde	63.5% (3 games played)
Chad Pennington	60.1% (5 games played)
Richard Todd	55.7% (4 games played)

GAME				
Player	%	Date	Opp	Att-Comp-Yds
Ken O'Brien	76.5%	12/28/85	vs. NE	17-13-149
Chad Pennington	76.0%	1/4/03	vs. IND	25-19-222
Richard Todd	71.4%	1/9/83	at CIN	28-20-269
Chad Pennington	69.7%	1/8/05	at SD	33-23-279

### TD PASSING

CAREER	
Player	TD
Chad Pennington	7 (5 games played)
Richard Todd	4 (4 games played)
Vinny Testaverde	4 (3 games played)
Joe Namath	3 (3 games played)

GAME			
Player	TD	Date	Opp
Chad Pennington	3	1/4/03	vs. IND
Vinny Testaverde	3	1/12/02	at OAK
Joe Namath	3	12/28/68	vs. OAK
Chad Pennington	2	1/8/04	at SD
Richard Todd	2	12/27/83	vs. BUF

### LONGEST PASS COMPLETION

Player	Yds	Date	Opp
Chad Pennington to Jericho Cotchery	77	1/7/07	at NE
Chad Pennington to Richie Anderson	56	1/4/03	vs. IND
Joe Namath to Don Maynard	52	12/29/68	vs. OAK
Richard Todd to Wesley Walker	49	1/9/83	at CIN
Chad Pennington to Santana Moss	47	1/8/05	at SD

### INTERCEPTIONS

CAREER	
Player	Int
Richard Todd	12 (4 games played)
Chad Pennington	4 (5 games played)
Joe Namath	4 (3 games played)
Ken O'Brien	4 (3 games played)
Vinny Testaverde	3 (3 games played)

GAME			
Player	Int	Date	Opp
Richard Todd	5	1/23/83	at MIA
Richard Todd	4	12/27/81	vs. BUF
Ken O'Brien	3	12/29/91	at HOU
Joe Namath	3	12/20/69	vs. KC

## RECEIVING

### RECEPTIONS

	Player	CAREER			
		Rec	Yds	Avg	TD
1.	Curtis Martin	29	250	8.6	0
2.	Wesley Walker	27	486	18.0	3
3.	Al Toon	26	330	12.7	2
4.	Laveranues Coles	21	234	11.1	0
5t.	George Sauer	20	269	13.5	0
5t.	Mickey Shuler	20	249	12.5	2
7.	Wayne Chrebet	19	269	14.2	2
8.	Santana Moss	18	238	13.2	2
9.	Freeman McNeil	17	116	6.8	1
10.	Keyshawn Johnson	16	194	12.1	1
11.	Justin McCareins	15	200	13.3	0
12.	Chris Baker	12	109	9.1	1
13.	Scott Dierking	11	74	6.7	0
14.	Richie Anderson	10	119	11.9	2
15t.	Derrick Gaffney	9	121	13.4	1
15t.	Pete Lammons	9	102	11.3	1
17t.	Johnny "Lam" Jones	7	109	15.6	0
17t.	Bruce Harper	7	52	7.4	0
17t.	Anthony Becht	7	50	7.1	0
20t.	Jerome Barkum	6	81	13.5	0
20t.	Dedric Ward	6	79	13.2	0
20t.	Lamont Jordan	6	42	7.0	0
20t.	Jerald Sowell	6	20	3.3	0
24t.	Keith Byars	5	44	8.8	0
24t.	Mike Augustyniak	5	34	6.8	0
26t.	Jerricho Cotchery	4	100	25.0	1
26t.	Rob Moore	4	70	17.5	0
26t.	Bobby Jones	4	64	16.0	1
26t.	Leon Washington	4	25	6.3	0
30t.	Kyle Brady	3	28	9.3	0
30t.	Bill Mathis	3	20	6.7	0
30t.	Mark Boyer	3	20	6.7	0
33t.	Bulldog Turner	2	25	12.5	0
33t.	B.J. Askew	2	22	11.0	0
33t.	Kurt Sohn	2	18	9.0	0
33t.	Dave Meggett	2	16	8.0	0
33t.	Terance Mathis	2	12	6.0	0
33t.	Brad Smith	2	8	4.0	0
39t.	Alex Van Dyke	1	16	16.0	0
39t.	Matt Snell	1	15	15.0	0
39t.	Tom Newton	1	12	12.0	0
39t.	Kevin Swayne	1	12	12.0	0
39t.	Emerson Boozer	1	11	11.0	0
39t.	Johnny Hector	1	11	11.0	1
39t.	Tony Paige	1	10	10.0	0
39t.	Rocky Kiever	1	9	9.0	0
39t.	Jonathan Carter	1	7	7.0	0
39t.	Billy Griggs	1	6	6.0	0
39t.	Dan Alexander	1	1	1.0	0

### GAME

	Player	Date	Rec	Yds	Avg	TD
1t.	Keyshawn Johnson	1/10/99 vs. JAX	9	121	13.4	1
1t.	Al Toon	12/28/85 vs. NE	9	93	10.3	0
3t.	Wesley Walker	1/9/83 at CIN	8	145	18.1	1
3t.	George Sauer	1/12/69 vs. BAL	8	133	16.6	0
3t.	Laveranues Coles	1/12/02 at OAK	8	123	15.4	0
3t.	Wayne Chrebet	1/17/99 at DEN	8	121	15.1	0
3t.	Al Toon	12/29/91 at HOU	8	96	12.0	1
3t.	Justin McCareins	1/8/05 at SD	8	87	10.9	0
9t.	Wesley Walker	1/15/83 at LA	7	169	24.1	1
9t.	Keyshawn Johnson	1/17/99 at DEN	7	73	10.4	0
9t.	George Sauer	12/29/68 vs. OAK	7	70	10.0	0
9t.	Scott Dierking	12/27/81 vs. BUF	7	52	7.4	0
13t.	Don Maynard	12/29/68 vs. OAK	6	118	19.7	2
13t.	Mickey Shuler	12/27/81 vs. BUF	6	116	19.3	1
13t.	Curtis Martin	1/10/99 vs. JAX	6	58	9.7	0
13t.	Curtis Martin	1/12/02 at OAK	6	34	5.7	0
13t.	Richie Anderson	1/12/02 at OAK	6	33	5.5	1

### YARDS RECEIVING

	Player	CAREER			
		G	Yds	Rec	Avg
1.	Wesley Walker	7	486	27	18.0
2.	Al Toon	4	330	26	12.7
3t.	George Sauer	3	269	20	13.5
3t.	Wayne Chrebet	6	269	19	14.2
5.	Curtis Martin	7	250	29	8.6
6.	Mickey Shuler	5	249	20	12.5
7.	Santana Moss	5	238	18	13.2
8.	Laveranues Coles	4	234	21	11.8
9.	Justin McCareins	3	200	15	13.0
10.	Keyshawn Johnson	2	194	16	12.1

### GAME

Player	Yds	Date	Opp	Rec
Wesley Walker	169	1/15/83	at LA Raiders	7
Wesley Walker	145	1/9/83	at CIN	8
George Sauer	133	1/12/69	vs. BAL (SB III)	8
Laveranues Coles	123	1/12/02	at OAK	8
Wayne Chrebet	121	1/1/99	at DEN	8
Keyshawn Johnson	121	1/10/99	JAX	9
Don Maynard	118	12/29/68	OAK	6
Mickey Shuler	116	12/27/81	vs. BUF	6
Jerricho Cotchery	100	1/7/07	at NE	4
Santana Moss	100	1/8/05	at SD	4
Al Toon	96	12/29/91	at HOU	8
Al Toon	93	12/28/85	vs. NE	9
Al Toon	93	1/3/87	at CLE	5
Justin McCareins	87	1/8/05	at SD	8
Justin McCareins	82	1/15/05	at PIT	5
Keyshawn Johnson	73	1/17/99	at DEN	7
George Sauer	70	12/29/68	vs. OAK	7
Rob Moore	70	12/29/91	at HOU	4
Chris Baker	68	1/7/07	at NE	5

### TD RECEPTIONS (CAREER)

Player	Rec
Wesley Walker	3 (6 games played)
Wayne Chrebet	2 (6 games played)
Don Maynard	2 (3 games played)
Santana Moss	2 (5 games played)
Al Toon	2 (4 games played)

### LONGEST TD PASS

Player	Yds	Date	Opp
Chad Pennington to Jerricho Cotchery	77	1/7/07	at NE
Chad Pennington to Richie Anderson	56	1/4/03	vs. IND
Chad Pennington to Santana Moss	47	1/8/05	at SD
Pat Ryan to Wesley Walker	42	1/3/87	at CLE
Richard Todd to Mickey Shuler	30	12/27/81	vs. BUF
Richard Todd to Bobby Jones	30	12/27/81	vs. BUF



Jerricho Cotchery

## DEFENSE

### INTERCEPTIONS

#### CAREER

Pos	Player	Int
LB	Greg Buttle	2
SS	Reggie Tongue	2
CB	Randy Beverly	2
CB	Johnny Lynn	2
LB	Lance Mehl	2
SS	Ken Schroy	2
SS	Russell Carter	2
CB	Jerry Holmes	2

Pos	Player	Int	GAME Date	Opp
LB	Greg Buttle	2	12/27/81	vs. BUF
CB	Randy Beverly	2	1/12/69	vs. BAL (SB III)
CB	Johnny Lynn	2	1/9/83	at CIN
LB	Lance Mehl	2	1/15/83	at LA
SS	Ken Schroy	2	1/23/83	at MIA

### MOST INTERCEPTION RETURN YARDAGE

#### CAREER

Pos	Player	Yds
SS	Reggie Tongue	108 (2 INT)
FS	Darrol Ray	98 (1 INT)
CB	Johnny Lynn	40 (2 INT)
LB	Greg Buttle	40 (3 INT)
FS	Corwin Brown	40 (1 INT)

Pos	Player	Yds	DATE	Opp
SS	Reggie Tongue	86	1/15/05	at PIT
FS	Darrol Ray	98	1/9/83	at CIN
Three tied with 40 most recently				
FS	Corwin Brown	40	1/10/99	vs. JAX

### LONGEST INTERCEPTION RETURNS (GAME)

Pos	Player	Yds	Date	Opp
FS	Darrol Ray	98	1/9/83	at CIN
SS	Reggie Tongue	86	1/15/05	at PIT
FS	Corwin Brown	40	1/10/99	vs. JAX
LB	Greg Buttle	29	12/27/81	vs. BUF

### INTERCEPTIONS RETURNED FOR A TD (CAREER)

Pos	Player	Yds	Date	Opp
FS	Darrol Ray	98	1/9/83	at CIN
SS	Reggie Tongue	86	1/15/05	at PIT

### SACKS

Pos	Player	CAREER Sacks
DE	Mark Gastineau	7.5 (7 games played)
RT	Marty Lyons	6 (7 games played)
DE	John Abraham	2 (3 games played)
LB	Chad Cascadden	2 (2 games played)
DT	Jason Ferguson	2 (6 games played)
LB	Mo Lewis	2 (4 games played)

Pos	Player	Sacks	GAME Date	Opp
LE	Mark Gastineau	2	1/23/83	at MIA
RT	Marty Lyons	2	1/3/87	at CLE
LB	Mo Lewis	2	12/29/91	at HOU
LB	Chad Cascadden	2	1/17/99	at DEN

## SPECIAL TEAMS

### MOST PUNTS

Player	CAREER Punts
Dave Jennings	22 (3 games played)
Chuck Ramsey	16 (3 games played)
Curley (John) Johnson	14 (2 games played)
John Kidd	9 (2 games played)

Player	GAME Punts	Date	Opp
Dave Jennings	14	1/3/87	at CLE
Curley Johnson	10	12/29/68	vs. OAK
Chuck Ramsey	10	1/23/83	at MIA
John Kidd	7	1/17/99	at DEN

### HIGHEST GROSS PUNTING AVERAGE

Player	CAREER Avg
John Kidd	44.9 (2 games played)
Curley Johnson	40.7 (2 games played)
Toby Gowin	39.1 (2 games played)
Dave Jennings	38.1 (3 games played)

Player	GAME Avg	Date	Opp
John Kidd	47.9	1/17/99	at DEN
Curley Johnson	41.5	12/29/68	vs. OAK
Toby Gowin	39.8	1/8/05	at SD
Chuck Ramsey	39.6	1/23/83	vs. MIA

### LONGEST PUNTS

Player	Yds	Date	Opp
Curley Johnson	63	12/29/68	vs. OAK
Dave Jennings	55	1/3/87	at CLE
Toby Gowin	54	1/15/05	at PIT
Steve O'Neil	53	12/20/69	vs. KC
John Kidd	53	1/17/99	at DEN

### MOST PUNTS INSIDE THE 20

Player	Punts	Date	Opp
Curley Johnson	3	12/29/68	vs. OAK
Chuck Ramsey	3	1/23/83	at MIA
Ben Graham	2	1/7/07	at NE
Toby Gowin	2	1/8/05	at SD
Steve O'Neil	2	12/20/69	vs. KC

### MOST PUNT RETURNS

Player	CAREER Returns
Kurt Sohn	10 (7 games played)
Santana Moss	9 (5 games played)
Bruce Harper	4 (3 games played)
Dave Meggett	4 (2 games played)

Player	GAME Returns	Date	Opp
Kurt Sohn	6	1/23/83	at MIA
Santana Moss	5	1/15/05	at PIT
Bruce Harper	3	12/27/81	vs. BUF
Dave Meggett	3	1/17/99	at DEN

### MOST PUNT RETURN YARDS

CAREER	
Player	Yds
Santana Moss	129 (5 games played)
Kurt Sohn	85 (7 games played)
Dave Meggett	47 (2 games played)
Bruce Harper	33 (3 games played)

GAME			
Player	Yds	Date	Opp
Santana Moss	83	1/15/05	at PIT
Kurt Sohn	65	1/23/83	at MIA
Dave Meggett	43	1/17/99	at DEN
Bruce Harper	31	12/27/81	vs. BUF


### LONGEST PUNT RETURNS

Player	Returns	Date	Opp
Santana Moss	75	1/15/05	at PIT
Dave Meggett	33	1/17/99	at DEN
Kurt Sohn	25	1/23/83	at MIA
Bruce Harper	14	12/27/81	vs. BUF

### HIGHEST PUNT RETURN AVERAGE

CAREER	
Player	Avg
Santana Moss	14.3 (5 games played)
Dave Meggett	11.8 (2 games played)
Bruce Harper	11.0 (3 games played)
Kurt Sohn	8.5 (7 games played)

GAME			
Player	Avg	Date	Opp
Santana Moss	16.6	1/15/05	at PIT
Dave Meggett	14.3	1/17/99	at DEN
Kurt Sohn	10.8	1/23/83	at MIA
Bruce Harper	10.3	12/2/81	vs. BUF



Justin Miller

### MOST FAIR CATCHES

CAREER	
Player	No
Kurt Sohn	8 (7 games played)
Santana Moss	7 (5 games played)
Bruce Harper	2 (3 games played)

GAME			
Player	No	Date	Opp
Santana Moss	3	1/8/05	at SD
Kurt Sohn	3	1/3/87	at CLE
Kurt Sohn	2	1/15/83	at LA
Kurt Sohn	2	12/28/86	vs. KC

### KICKOFF RETURNS

CAREER	
Player	Returns
Jerricho Cotchery	8 (2 games played)
Chad Morton	8 (4 games played)
Dave Meggett	7 (2 games played)
Justin Miller	6 (1 game played)
Johnny Hector	6 (2 games played)

GAME			
Player	Returns	Date	Opp
Justin Miller	6	1/7/07	at NE
Johnny Hector	6	12/28/85	vs. NE
Chad Morton	5	1/12/02	at OAK
Jerricho Cotchery	5	1/15/05	at PIT
Three tied with 4; most recently			
Dave Meggett	4	1/10/99	vs. JAX

### MOST KICKOFF RETURN YARDS

CAREER	
Player	Yds
Chad Morton	287 (8 returns)
Jerricho Cotchery	179 (8 returns)
Justin Miller	136 (6 returns)
Johnny Hector	115 (6 returns)
Earl Christy	111 (4 returns)

GAME			
Player	Yds	Date	Opp
Chad Morton	154	1/12/02	at OAK
Justin Miller	136	1/7/07	at NE
Johnny Hector	115	12/28/85	vs. NE
Jerricho Cotchery	113	1/15/05	at PIT
Earl Christy	86	12/29/68	vs. OAK

### LONGEST KICKOFF RETURN

Player	Yds	Date	Opp
Chad Morton	70	1/4/03	vs. IND
Bobby Humphrey	50	12/28/85	vs. NE
Chad Morton	46	1/12/02	at OAK
Mike Battle	44	12/20/69	vs. KC

### HIGHEST KICKOFF RETURN AVERAGE

CAREER (WITH AT LEAST 3 RETURNS)	
Player	Avg
Chad Morton	35.9 (3 game played)
Earl Christy	27.8 (2 games played)
Justin Miller	22.7 (1 game played)
Jerricho Cotchery	22.4 (2 games played)
Kurt Sohn	22.0 (7 games played)

GAME (WITH AT LEAST 3 RETURNS)			
Player	Avg	Date	Opp
Kurt Sohn	31.0	1/23/83	at MIA
Chad Morton	30.8	1/12/02	at OAK
Earl Christy	28.6	12/29/68	vs. OAK
Justin Miller	22.7	1/7/07	at NE
Jerricho Cotchery	22.6	1/15/05	at PIT



HISTORY



## HISTORICAL HIGHLIGHTS

The New York Jets and their loyal, vocal fans have seen it all in the franchise's existence – the highest of the highs in one of the most important championship triumphs in NFL history, the lowest of the lows in a 1-15 season, and every stop in between.

There is no forgetting the Jets' 16-7 win over the Baltimore Colts in Super Bowl III. The seeds of that victory were sown in 1960, when the franchise struggled to life as the New York Titans in the rag-tag American Football League. Perhaps the kindest way to describe owner Harry Wismer's stewardship was that it was "fraught with controversy" before the bankrupt Titans were taken over by the league in November 1962.

Four months later, the five-man syndicate headed by David A. "Sonny" Werblin bought the Titans, rechristened them the Jets and hired Weeb Ewbank to coach them up. They got their on-field pilot when quarterback Joe Namath signed his legendary \$427,000 rookie contract the day after the 1965 Orange Bowl. He joined an offensive cast that included receivers Don Maynard and George Sauer, the one-two backfield punch of Matt Snell and Emerson Boozer, and a line anchored by perennial Pro Bowl tackle Winston Hill. The defense was built around linebackers Larry Grantham and Al Atkinson and ends Gerry Philbin and Verlon Biggs.

The Jets took off on a flight plan that in 1969 landed Namath at the Miami Touchdown Club, where he accepted an award and made "The Guarantee" that the Jets would defeat the heavily favored Colts three days later.

"When I look back at that period now," Namath reflected decades later, "I realize not only was I a very confident young man, I was also very angry. It was more or less anger and frustration stemming from how everybody was putting the team and the league down that led me to make that guarantee."

Raspberries gave way to respect after the Jets methodically piled up five turnovers and a 16-0 lead in rocking the Colts and the football world at the Orange Bowl on Jan. 12, 1969.

Namath and his core teammates rode their Super hurrah to another home playoff game the next year (a limp loss to the Kansas City Chiefs) and to the historical honor of having the Jets named as the Cleveland Browns' opening-day opponents in 1970 when the NFL first unveiled a little endeavor it called "Monday Night Football."

Despite those heady times, the Green & White have yet to return to the Super Bowl. But they've been a game away on two other occasions, and they got there through the heroic efforts of memorable players.

The teams of the early Eighties were led by the "New York Sack Exchange," the defensive front four of Joe Klecko, Mark Gastineau, Marty Lyons and Abdul Salaam that piled up QB sacks at an amazing pace. "It always feels good when you feel appreciated," Lyons has said, "and that was reflected in the way we played. We didn't want to disappoint ourselves or our teammates."

That group built toward its peak with the Jets' first playoff game in a dozen years, a home Wild-Card affair that began horribly as Buffalo opened a 24-0 lead, and ended heartbreakingly at the Bills 11 with 14 seconds to play as Richard Todd's interception sealed their 31-27 loss.

Then Todd, tailback Freeman McNeil and the Sack Exchange nearly got the chance to duplicate Namath's game plan when they led the Jets to a 6-3 record in the strike-marred 1982 season, then to two road playoff victories. But the run got stuck in the mud of that same Orange Bowl, so kind to them 14 years earlier, as they lost to the Dolphins, 14-0, in the AFC Championship Game on Jan. 23, 1983.

There were playoff berths in 1985 and 1986. The latter appearance ended in another bitter road defeat as the Jets of McNeil and Al Toon, with QBs Ken O'Brien and Pat Ryan being juggled by coach Joe Walton, lost their 20-10 lead to the Browns in Cleveland in the final two minutes of regulation, then the game 17:02 into overtime on a Mark Moseley field goal.

For the next decade, there was just one more postseason berth, in 1991, and little rampant excitement ... until Bill Parcells joined the Jets in 1997.

The 1998 season was the jewel of Parcells' green reign as QB Vinny Testaverde and RB Curtis Martin showed the way in a powerful stretch of 11 wins in 12 games. The run included the Game 15 win at Buffalo that clinched the club's first AFC East title in franchise history, and the first home playoff win since 1986, 34-24 over Jacksonville before a jumping, jubilant Meadowlands sellout crowd.

That win positioned the Jets again to vie for the AFC title in hostile territory. This time it was Denver's windy Mile High Stadium, and the Jets even held a 10-0 lead with 25 minutes to play. But John Elway's Broncos weren't to be denied, striding back for the 23-10 win on Jan. 17, 1999.

Parcells' Jets never got that close again. Neither did Herm Edwards' teams, who produced three playoff berths in his first four seasons, all ending short of the AFC Championship.

Then last year, Eric Mangini became the Jets' head coach, and the results were encouraging, to say the least. Owner Woody Johnson reflected, "We were expected to win, basically, no games." But they went 10-6 and returned to the playoffs, where they suffered a Wild-Card loss at New England.

Not bad – but this year, as in every one of the franchise's previous 47 years, the Jets must start all over again.

"The things that happen in any given season are based on what we collectively do," Mangini said. "It's not a function of just picking up where you left off. It's a function of doing all the same things we did prior to this year and through the course of the year that is going to lead to success. That's got to be the way we view things moving forward."



Curtis Martin - Jets' all-time leading rusher

**1959**

**AFL KICKOFF:** The American Football League's first organizational meeting was held in Chicago under the leadership of Lamar Hunt of Dallas. Charter franchises were granted to New York and Harry Wismer; Dallas, Los Angeles, Minneapolis, Denver and Houston (Aug. 14).

**FEELING A DRAFT:** The AFL held its first draft, lasting 33 rounds, then 20 more rounds 10 days later. The New York Titans took Notre Dame QB George Izo with their first overall pick (Nov. 22).

**DIVISIONS OF LABOR:** The league established its divisional setup, grouping the Titans in the East with Boston, Buffalo, Houston and placing Dallas, Denver, Los Angeles and Oakland in the West.

**BAUGH'S THE BOSS:** Wismer hired Hall of Famer-to-be Sammy Baugh as the first coach of the New York Titans at \$28,000 a year (Dec. 18).

**1960**

**FIRST IN THE FOLD:** Flanker Don Maynard, a free agent after playing one season in the CFL, became the first Titans player to sign a contract.

**HOME TURF:** Wismer gained access to New York's Polo Grounds for Titans home games and established his team's colors of blue and gold.

**OPEN FOR BUSINESS:** The Titans make a successful debut at the Polo Grounds, beating Buffalo in the rain, 27-3, before a crowd of 10,250 (5,727 paid) (Sept. 11).

**TOP HONOR:** Guard Bob Mischak was named All-AFL, becoming the first all-league selection in franchise history.

**1961**

**TWO TO THE HOUSE:** Dick Christy starred in the Titans' 35-28 home-opening win over Denver with 70- and 64-yard punt-return touchdowns, still tied for the most PR scores in a game in league history (Sept. 24).

**ANOTHER ARM:** Minnesota QB Sandy Stephens was the Titans' first pick of the 1962 draft (Dec. 2).

**1962**

**COACHING INTRIGUE:** Wismer named Clyde "Bulldog" Turner to succeed Baugh as the Titans' head coach, then when Baugh protested, agreed to pay off his former coach's contract and keep Turner.

**SIGNALCALLER SWAP:** Lee Grosscup, the Giants' backup quarterback in 1960-61, was signed just before the season opener, got the starting nod and directed a 28-17 victory over Oakland (Sept. 9).

**RED INK RISING:** Wismer was unable to meet his payroll and the AFL assumed the costs of running the Titans until the end of the season (Nov. 8).

**1963**

**FIVE TAKE OVER:** A five-man syndicate - David A. "Sonny" Werblin, Townsend B. Martin, Leon Hess, Donald C. Lillis and Philip H. Iselin - purchased the New York franchise for \$1 million (March 28).

**DAY OF CHANGE:** Werblin and the new owners changed the franchise's name from Titans to Jets. And the new owners named Weeb Ewbank, released by the Baltimore Colts, as the

new coach and general manager of the team (April 15).

**NAME GAME**

On April 15, Werblin, the club's president and CEO, renamed the team the Jets. The reasons were twofold. At the time, the United States was entering the "Space" or "Jet" age. Commercial airlines were filling the air and soon there would be men walking on the moon. Also the Jets' new venue, Shea Stadium, would be located in Flushing Meadows, between LaGuardia and Idlewild (later renamed Kennedy) airports. Hence, the name New York Jets.

**HAPPY CAMPERS:** The Jets moved to Peekskill (N.Y.) Military Academy for their first training camp.

**GRAND REOPENING:** The Patriots prevailed, 38-14, in the rechristened Jets' season opener at Boston College (Sept. 8).

**HOME SWEET HOME:** Rookie Marsh Starks had a 97-yard touchdown return of a missed field goal and Mark Smolinski's TD run completed the fourth-quarter comeback to defeat the Houston Oilers, 24-17, in the Jets' first home opener (Sept. 22).

**SNELL SELECTED:** Ohio State FB Matt Snell was chosen as the Jets' No. 1 draft choice. Snell, also drafted by the NFL's Giants, became the first No. 1 pick to sign with the Jets/Titans (Nov. 30).

**K.C. MASTERPIECE:** The Jets recorded the first shutout in club history with a 17-0 blanking of the Chiefs at the Polo Grounds (Dec. 1).

**1964**

**BIG TRADE:** The Jets and Denver Broncos completed a nine-player deal. The Jets sent Dick Guesman, Ed Cooke, Charlie Janerette, Jim Price and Sid Fournet to Denver for Gene Prebola, Wahoo McDaniel, Gordy Holtz and Bob Zeman (January).

**BIG MONEY:** The AFL and NBC announced a five-year, \$36 million TV contract starting with the 1965 season (Jan. 29).

**NEW HOME:** The Jets officially moved into Shea Stadium with a season-opening 30-6 thumping of the Broncos. Jets TE Gene Heeter scored the first Shea TD on a 16-yard pass from Dick Wood (Sept. 12).

**STANDING ROOM ONLY:** The Jets, playing before their first Shea sellout, disappointed the crowd of 61,929 in a 20-7 loss to the Buffalo Bills (Nov. 8).

**BIG DEALS:** The Jets traded rights to QB Jerry Rhome, their 25th-round draft pick, to Houston for a first-round choice, with which they selected Alabama QB Joe Namath (Nov. 28).

**MATT-INEE IDOL:** Snell, after rushing for 948 yards and catching 56 passes for 393 yards more, was named the AFL's Rookie of the Year (Dec. 17).

**1965**

**JOE'S BIG BUCKS:** The day after the Orange Bowl, Joe Namath signed a Jets contract for a then pro football record amount reported to be \$427,000 (Jan. 2).

**HUARTE ABOARD:** Heisman Trophy winner John Huarte of Notre Dame signed a contract worth about \$200,000, adding more than \$600,000 worth of QB talent to the Jets roster in a week (Jan. 9).

**WOUNDED KNEE:** Namath, 23 days after signing his contract,



underwent surgery in New York's Lenox Hill Hospital to repair right knee cartilage and ligament damage (Jan. 25).

**JOE UNVEILED:** Namath played in his first game situation as a pro as the Jets' rookies beat the Boston Patriots' rookies in Lowell, Mass. (July 28).

**MORE JOE:** After sitting for the season opener, Namath made his pro debut in the second quarter vs. Kansas City (Sept. 18), made his first start (19-for-40, 287 yards, two TDs) in a 33-21 loss at Buffalo (Sept. 26), and got his first starting victory (10-for-25, 180 yards, two TDs) in a 30-20 win over the Patriots at Fenway Park (Nov. 14).

**AND FINALLY ...:** Namath was named the AFL's Rookie of the Year after completing 164 of 340 passes for 2,220 yards, 18 TDs and 15 interceptions.

## 1966

**SEEING STARS:** With Joe Namath at the offensive helm and earning the game's MVP award, the AFL All-Stars beat Buffalo, 30-19 (Jan. 15).

**EXPAND, CONTRACT:** The Jets lost Wahoo McDaniel, Willie West, Mike Hudock and LaVerne Torczon to the Miami Dolphins in the expansion draft (Jan. 16).

**COME TOGETHER:** Representatives of the AFL and NFL agreed to merge and play a world championship game following the 1966 season (June 8).

**SPOILERS:** The Jets closed their otherwise disappointing 6-6-2 season at Shea by whipping Boston, 38-28, to cost the Patriots the Eastern Division title and a berth in the AFL Championship game (Dec. 17).

## 1967

**CRUSHING BLOW:** RB Emerson Boozer was lost for the season after tearing knee ligaments during a 42-18 loss to the Chiefs at Kansas City. Boozer was challenging the pro touchdown record with 10 rushing TD and three receiving scores when he got hurt (Nov. 5).

**WINNERS AT LAST:** The Jets held off the Patriots, 29-24, at Boston to improve to 7-2-1 with four games left and clinch the first winning season in franchise history (Nov. 19).

**400 CLUB:** Joe Namath's 415-yard passing game in a 29-7 home win over the Dolphins made him the first QB in club history to throw for 400 yards in a game (Oct. 1).

**4,000 CLUB:** Namath's 343 yards in a season-ending 42-31 victory over the Chargers in San Diego on Christmas Eve gave him 4,007 yards for the season, making him the first QB in NFL history to throw for 4,000 yards in a season (Dec. 24).

## 1968

**CHANGE AT THE TOP:** Ownership partners Don Lillis, Leon Hess, Townsend Martin and Phil Iselin bought out Sonny Werblin, with Lillis assuming the club's presidency (May 21). Lillis died (July 23). Iselin was appointed president and Mrs. Helen Spingborn, Lillis' daughter, joined the board of directors (Aug. 6).

**CAMP RELOCATION:** The Jets relocated their training camp to Hofstra University on Long Island in Hempstead, N.Y.

**STORYBOOK TALE:** The movie "Heidi" became a footnote in Jets and NFL history when NBC didn't show the final 50 seconds of the Jets-Raiders game, in which the Jets had just taken a 32-29

lead with 1:05 to play, to allow the children's special to begin on time. Oakland scored two TD in the last 42 seconds to win, 43-32 (Nov. 17).

**ALL-PRO PARADE:** Eleven Jets were named to the AFL's All-Star squad, the most postseason honorees in franchise history.

**CHAMPS AT LAST:** The Jets defeated Oakland, 27-23, for their first AFL championship before 62,627 at Shea Stadium. Joe Namath passed for three TD, including the game-winner to Don Maynard (Dec. 29).

## 1969

**SUPER BOWL III:** The Jets became the first AFL team to win the Super Bowl, pounding out a 16-7 victory over the NFL's heavily favored Baltimore Colts at Miami's Orange Bowl. Joe Namath (17-for-28, 206 yards), who "guaranteed" the victory three days earlier, was named Super Bowl MVP. Weeb Ewbank became the first coach to win world titles representing both leagues (Jan. 12).

**NEW NEIGHBORS:** Baltimore, Cleveland and Pittsburgh join the AFL clubs to complete the merger of the AFL and NFL. The Jets are placed in the new American Conference East with Baltimore, Boston, Buffalo and Miami (May 17).

**NOT THE RETIRING TYPE:** Namath announced his retirement from pro football in a dispute with the NFL over his ownership of a Manhattan bar, Bachelors III (June 6). Six weeks later, he announced the sale of Bachelors III and came out of retirement (July 18).

**ALL-STAR FIRST:** The Jets, the first AFL team to play in the Chicago preseason all-star game, defeated the College All-Stars, 26-24 (Aug. 1).

**CROSSTOWN RIVALS:** In a preseason game that had the feel of a regular-season rivalry, the Jets beat Giants, 37-14, at the Yale Bowl in the first meeting between New York's pro football teams. Namath threw three TD passes and Mike Battle returned a punt 86 yards for a score (Aug. 17).

**WHAT A KICK:** Steve O'Neal launched a 98-yard punt in the mile-high air of Denver during the Jets' 21-19 loss to the Broncos. The kick still stands as an NFL record for longest punt (Sept. 21).

**ANOTHER CROWN:** The Jets defeated the Oilers, 34-26, in the AstroDome to improve to 9-4 and clinch their second consecutive Eastern Division title (Dec. 6).

**WINDED:** Kansas City took its next step toward the Super Bowl by beating the Jets, 13-6, in the gusts of Shea Stadium in an AFL interdivisional playoff game (Dec. 20).

**ALL-TIME BEST:** Weeb Ewbank was named the all-time AFL coach and Namath, Don Maynard and Gerry Philbin were chosen to the league's all-time first team as selected by the Pro Football Hall of Fame.

## 1970

**STRIKE ONE:** The NFLPA strike left the Jets with only rookies on hand as full training camp was set to open (July 19). Veterans reported to camp after missing three weeks due to the strike (Aug. 3).

**MONDAY, MONDAY:** The Jets opened the season with a 31-21 loss to their new AFC rivals, the Browns, in Cleveland in ABC's inaugural Monday Night Football telecast (Sept. 21).



**NEXT BAD BREAK:** In the first meeting between the Jets and Colts since Super Bowl III, Joe Namath fractured his right wrist. He completed the game but then was sidelined for the rest of the season (Oct. 18).

**NEW YORK, NEW YORK:** The Jets and Giants met in the first regular-season game between the rivals, with the Giants coming back from a 10-3 third-quarter deficit for a 22-10 at sold-out Shea Stadium (Nov. 1).

## 1971

**SHORT STAY:** All-Pro WR George Sauer announced his retirement after only six seasons of teaming up with Don Maynard and Joe Namath in the Jets' potent passing attack (April 16).

**BIGGS BEGS OUT:** Weeb Ewbank had a player exercise his option for the first time as DE Verlon Biggs signed with Washington, with the Redskins sending two draft choices to the Jets (June 10).

**OH, JOE:** Namath underwent surgery on his left knee after being hurt trying to make a tackle on a fumble return in the preseason opener against Detroit in Tampa (Aug. 7). After a streak of 19 regular-season games on the sideline, Namath returned in the second quarter vs. San Francisco and passed for 358 yards and three TDs in a 24-21 loss to the 49ers (Nov. 28).

## 1972

**DUEL FOR THE AGES:** Joe Namath had the finest passing day of his vaulted career, completing 15 of 28 for 496 yards and six touchdowns as the Jets outlasted the Colts and Johnny Unitas, 44-34, in Baltimore. The teams combined for 872 passing yards, then an NFL record (Sept. 24).

**ON A RAMPAGE:** The Jets set a club record that still stands of 333 rushing yards in their 41-13 steamrolling of the Patriots in Foxboro. John Riggins (168) and Emerson Boozer (150) became the first and only RB tandem in franchise history to both rush for 150 yards in a game (Oct. 15).

**MAYNARD MARK:** Don Maynard became pro football's all-time receiving leader with his 632nd career catch in the fourth quarter of a 24-16 Monday night loss at Oakland that eliminated the Jets from the playoffs (Dec. 11).

## 1973

**HIRING A WINNER:** Charley Winner, former head coach of the St. Louis Cardinals, was hired as an assistant coach under Weeb Ewbank and was named to succeed Ewbank as Jets head coach for the 1974 season (Feb. 1).

**EVICITION NOTICE:** Due to the Mets' presence in the World Series, the Jets were forced to play their first six games on the road. That included moving a home game against the Steelers to Pittsburgh's Three Rivers Stadium, leaving the Jets with only six home games for the season.

**SAD AND SWEET:** Ewbank coached his last game after 11 years as the Jets' football boss, but his departure was overshadowed by O.J. Simpson in the Buffalo Bills' 34-14 rout at Shea. Simpson's 200-yard rushing game gave him 2,003 yards for the year, making him the first player in NFL history to run for 2,000 yards in a season (Dec. 16).

## 1974

**STRIKE TWO:** The Jets opened training camp with 31 rookies and one veteran as the another NFLPA strike began (July 9). Playing

with a team composed mainly of rookies, the Jets defeated Denver, 41-19, in the preseason opener (Aug. 3).

**COMPLETING THE MOVE:** The Jets' new training facility opened at Hofstra University. The team first trained on the Hempstead, NY campus in 1968 (Sept. 3).

**YALE LOCK:** The Jets snapped the slump of their 1-7 start by posting their first regular-season win over their city rivals, the Giants, by 26-20 in overtime at Yale Bowl. Joe Namath tied the score with a bootleg TD and won it on a 6-yard TD pass to Emerson Boozer (Nov. 10).

**WEEB BOWS OUT:** Weeb Ewbank announced his retirement as vice president of the Jets, effective at the end of the season (Nov. 12).

**VICTORY BINGE:** The Jets closed out the season with six consecutive victories to finish 7-7. In the streak were home upsets of playoff-bound Miami and Buffalo.

## 1975

**DISHING THE PICK:** The Jets traded their first-round draft pick, 12th overall, to New Orleans for DE Billy Newsome (Jan. 28).

**NEW LEADER:** Al Ward, vice president of the Dallas Cowboys, was named Jets general manager to succeed Weeb Ewbank, who had retired (Feb. 13).

**JOE WON'T GO:** Joe Namath turned down a reported multimillion-dollar World Football League contract to sign a two-year contract with Jets (July 30).

**STRIKE THREE:** The final preseason game between the Jets and New England was canceled when the Patriots' players went on strike (Sept. 14). The Jets' players voted to support the strike and walked out of camp the week of their season opener at Buffalo (Sept. 16). The strike was settled and the Jets returned (Sept. 18).

**VISITOR FROM THE EAST:** Japan's Emperor Hirohito attended the Jets' home opener, a 36-7 romp over the Patriots at Shea Stadium (Oct. 5).

**FIRING A WINNER:** Charley Winner was dismissed as head coach after the Jets lost six games in a row and were in the AFC East cellar with a 2-7 record. Offensive coordinator Ken Shipp was named interim head coach (Nov. 19).

**A GRAND BACK:** John Riggins finished the Jets phase of his Hall of Fame career by becoming the first back in franchise history to rush for 1,000 yards in a season. Riggins' fifth consecutive 100-yard game, for 121 yards against the Cowboys, gave him 1,005 for the season (Dec. 21).

## 1976

**HOLTZ ARRIVES:** Lou Holtz, who had a successful four years at North Carolina State, signed a five-year contract to become the Jets' head coach (Feb. 10).

**DRAFT DÉJÀ VU:** Eleven years after drafting Joe Namath, the Jets tabbed another Alabama QB in Richard Todd with their first-round selection (April 8).

**ISELIN ILLNESS:** President Phil Iselin, who led the Jets for eight years, suffered a cardiac arrest while attending the team's game at Denver (Sept. 19). Three months later, Iselin suffered a fatal heart attack while at his office (Dec. 28).

**HOLTZ DEPARTS:** Holtz, deciding he wasn't right for the pros,



resigned as Jets head coach with one game to go and returned to college coaching. Mike Holovak was named interim coach for the season finale vs. Cincinnati (Dec. 9).

**JOE'S LAST STAND:** Namath played in what was to be his final game as a Jet in a 42-3 loss to the Bengals (Dec. 12).

#### 1977

**WALT'S TIME:** Veteran defensive coach Walt Michaels signed a three-year contract to become Jets head coach. Also, Leon Hess was named acting president (Jan. 5).

**WAIVE GOODBYE:** Joe Namath, who wore No. 12 and was a symbol of the Jets for 12 years, was granted his freedom as he was placed on waivers when a special trade attempt with Los Angeles was unsuccessful (April 1-April 12). A month later, he signed as a free agent with Rams (May 12).

**SHEA HEY:** After a two-month court struggle, the Jets were guaranteed two September games and two October games for each of the remaining six years of the Jets' Shea Stadium lease with New York City beginning in 1978. State Supreme Court Justice Harold Baer also allowed the Jets to play two preseason games plus their 1977 home opener in the Meadowlands (May 26).

**KENSIL ASCENDS:** Jim Kensil, executive director of the NFL since 1968, was named president and chief operating officer of the Jets. Hess, who served as acting president, became chairman of the board and chief executive officer for corporate matters (June 6).

**WARD RESIGNS:** Al Ward, Jets general manager since 1975, resigned (Dec. 30). He became assistant to the president of the AFC (April 1978).

#### 1978

**FAME-OUS WEBB:** Weeb Ewbank was selected to be enshrined in the Pro Football Hall of Fame (Jan. 23).

**JOE HANGS 'EM UP:** Joe Namath announced his retirement from football.

**GREEN CHANGES:** For the first time since 1963, the Jets changed their uniform design. The team also adopted a new logo and changed the helmet to green (Feb. 27).

**MICHAELS HONORED:** Walt Michaels, who kept the youngest team in the NFL in playoff contention for 15 games, was named AFC Coach of the Year by UPI and by the Pro Football Writers of America.

#### 1979

**MNF DISTINCTION:** The Jets defeated the Vikings, 14-7, at Shea Stadium in the first Monday Night Football telecast to originate from the New York City area (Oct. 15).

**CLOSING KICK:** The Jets defeated AFC East rivals Baltimore (30-17), New England (27-26) and Miami (27-24) in the final three games of the year to finish 8-8.

#### 1980

**MATT HEADS WEST:** Backup QB Matt Robinson was traded to Denver for the Broncos' 1980 first- and second-round draft picks and QB Craig Penrose (Feb. 1).

**ON THE LAM:** The Jets send their two first-round picks, 13th and 20th overall, to San Francisco for the 49ers' second pick, which they used to selected Texas WR Johnny "Lam" Jones (April 29).

**ON TARGET IN DEFEAT:** Richard Todd completed 42 of 60 passes for 447 yards and three TD, breaking the NFL's record for completions in a game, and FB Clark Gaines caught 17 of those passes, setting a team record that still stands, but neither could salvage a 37-27 loss to the 49ers at Shea (Sept. 21).

#### 1981

**OWNER SHIFT:** Townsend Martin sold his 25 percent interest in the Jets to Leon Hess, who assumed 75 percent ownership of the club. Helen Dillon remained at 25 percent (March 2).

**RETURN TO PLAYOFFS:** With their 28-3 victory over Green Bay at Shea, the Jets finished 10-5-1 and clinched their first playoff berth since 1969 (Dec. 20).

**SACKMASTERS:** In that Packers pummeling, the Jets added nine more sacks to finish the season with 66, at the time one shy of the NFL record. Ends Joe Klecko and Mark Gastineau, the leaders of the New York Sack Exchange, unofficially finished 1-2 in the NFL with 20.5 and 20 sacks respectively (Dec. 20).



Joe Klecko, Marty Lyons, Abdul Salaam, Mark Gastineau

**BILLS COME DUE:** After fighting back from a 24-0 deficit, the Jets' dreams died when Buffalo's Bill Simpson intercepted a Richard Todd pass on his 2 in the final 10 seconds to secure the Bills' 31-27 Wild-Card win at Shea (Dec. 27).

#### 1982

**KNEED TO THE SIDE:** DE Joe Klecko was lost for 14 weeks after suffering a ruptured patella tendon in his knee in the fourth quarter of a 31-7 win at New England (Sept. 19).

**STRIKE FOUR:** The NFLPA struck pro football following the second regular-season weekend (Sept. 21). The league and the players' association agreed on a five-year contract to end the 57-day strike and to play an abbreviated nine-game schedule with a 16-team playoff format for the 1982 season (Nov. 16).

**MUDDY END:** The Jets won five of their last seven after the strike to finish 6-3 and reach the postseason for the second consecutive year. Then they posted road playoff wins at Cincinnati and the L.A. Raiders before falling to Miami, 14-0, in the Orange Bowl mud in the AFC title game.

#### 1983

**FREEMAN'S THE ONE:** Freeman McNeil became the first Jet to lead the NFL in rushing as he finished with 786 yards on 151 carries (5.2 avg.) in the strike-shortened nine-game '82 season (Jan. 2).





**WALT TO WALTON:** After six seasons as head coach Walt Michaels announced his retirement (Feb. 9). The next day offensive coordinator Joe Walton was named head coach and defensive coordinator Joe Gardi was promoted to assistant head coach (Feb. 10).

**RELOCATION PROJECT:** Citing Shea Stadium as "rundown, neglected and the NFL's poorest facility for athletes and spectators alike," the Jets announced plans to move to the Meadowlands for the 1984 season (Oct. 6).

**SHEA SWAN SONG:** The Jets dropped a 34-7 decision to Pittsburgh in their final home game at Shea Stadium (Dec. 10).

#### 1984

**HESS OWNS IT ALL:** Leon Hess assumed full ownership of the team as Helen Dillon, a partner since 1968, sold her 25 percent interest in the club (Feb. 9).

**TA-TA, TODD:** The Jets concluded a week of trading by sending QB Richard Todd to New Orleans for a first-round pick, 15th overall (Feb. 18).

**NEW DIGS:** The Jets got off on the wrong foot in their new Meadowlands home with a nationally televised 23-17 Thursday night loss to Pittsburgh despite a 97-yard kickoff-return TD by Bobby Humphrey (Sept. 6).

**ON THE MARK:** Mark Gastineau led the NFL in sacks for the second straight year, this time with a then league-record 22 sacks, which earned him his fourth out of five Pro Bowl appearances (Dec. 13).

#### 1985

##### JOE ENSHRINED



Joe Namath became the franchise's first player to be elected to the Pro Football Hall of Fame (Jan. 29) and to be formally enshrined in Canton (Aug. 3).

**NO. 12:** In an emotional halftime ceremony televised nationally on Monday night, Namath came down from the ABC announcers'

booth to have his uniform number retired. The Jets then completed their 23-7 win over Miami (Oct. 14).

**POINTED RESPONSE:** The Jets scored the most points in club history in trouncing Tampa Bay, 62-28. The Green & White racked up 581 yards of offense, with Ken O'Brien tossing five TD passes, three to TE Mickey Shuler (Nov. 17).

**SUPERFLY:** O'Brien and WR Wesley Walker connected for the longest scrimmage play in club history, a 96-yard touchdown pass that opened a 14-0 lead en route to the Jets' 27-7 win over the Bills at Buffalo (Dec. 8).

**PLAYOFF CLINCHER:** With a 37-10 home victory over Cleveland, the Jets finished 11-5 and clinched their third playoff spot in five years. O'Brien finished with a 96.2 passer rating to become the first Jets QB to lead the NFL in that category (Dec. 22).

**DEATH BY TURNOVERS:** The Jets gave the ball away four times, including on a fumbled kickoff that New England returned for a TD, in dropping a 26-14 Wild-Card decision to the Patriots, who went on to Super Bowl XX (Dec. 28).

#### 1986

**AIR WARS:** WR Wesley Walker set the club record for most touchdowns in a game with four TD receptions and Ken O'Brien's Jets (449) and Dan Marino's Dolphins (435) combined for 884 net passing yards – still the NFL record – in the Jets' 51-45 overtime thriller (Sept. 21).

**HOT START:** The Jets won their ninth straight game – still a franchise record – as two late touchdowns propelled them to a 31-16 home win over Indianapolis and a 10-1 record (Nov. 16).

**HURT FINISH:** But the Green & White lost their last five games and limped into the playoffs because of a rash of injuries to key players. Pro Bowl LB Lance Mehl was lost for the season with a knee injury (Oct. 26). DE Mark Gastineau suffered a knee injury in the Colts win that cost him the rest of the regular season. And NT Joe Klecko and OT Reggie McElroy both needed reconstructive surgery after knee injuries vs. Pittsburgh (Dec. 13).

**I, TOON:** Al Toon elevated himself among the NFL's wide receivers with 85 receptions, the most in a season in club history and second in the AFC. He was voted team MVP and selected for his first Pro Bowl (Dec. 17).


#### 1987

**ERIE ENDING:** In one of the most disappointing losses in their history, the Jets dropped a 23-20 decision to the Browns on Mark Moseley's 27-yard field goal 17:02 into overtime after holding a 20-10 lead at the two-minute warning in regulation (Jan. 3).

**HALL OF A WIDEOUT:** Don Maynard joined teammate Joe Namath and coach Weeb Ewbank as Jets to be voted into the Pro Football Hall of Fame (Jan. 27) and to become officially inducted into Canton (Aug. 8).

**STRIKE FIVE:** The NFLPA began a strike following the Jets' 43-24 romp over the Patriots on Monday Night Football ended the schedule for the second week of the season (Sept. 22).

**COMEBACK PLAYERS:** After Week 3 of the season was canceled, the next three games (Weeks 4-6) were played by teams of replacement players. The NFLPA sent its striking players back to work for the remainder of a 15-game regular season. In their first game back, the Jets fell to the Redskins at RFK Stadium, 17-16 (Oct. 25).



**LUCKY 13:** Flanked by fellow Jets Hall of Famers Ewbank and Namath, Maynard was presented with his Hall of Fame ring and his uniform number (13) was retired in halftime ceremonies of a 19-14 loss to Indianapolis (Nov. 1).

## 1988

**TRUCKED OUT:** Joe Klecko, the only defensive player in NFL history to make the Pro Bowl at three different positions (DE, DT, NT), was waived upon failing his physical after the club recommended he retire (Feb. 8).

**SPINNING TOP:** Jim Kensil took medical retirement after serving 11 seasons as team president, and Steve Gutman, the club's corporate treasurer and administrative manager since 1977, was named as Kensil's successor (June 14).

**LOST LINEBACKERS:** The Jets said goodbye to two veteran LBs in training camp as former Pro Bowler Lance Mehl announced his retirement and Bob Crable injured his knee, underwent reconstructive surgery, was lost for the year and retired after the season (August).

**GUSHER:** The Jets scored 45 unanswered points in a 45-3 rout of the Oilers, with the 42-point margin of victory still the largest in franchise history.

**MARK'S TIME:** Citing personal reasons, DE Mark Gastineau left the team in midseason, announced his retirement, and was placed on reserve/retired (Oct. 21).

**MORE TOON:** WR Al Toon, with 93 catches, became the only Jet to lead the NFL in receptions since the 1970 merger and set the franchise record that still stands.

## 1989

**PRIME-TIME HISTORY:** The Jets lost at home to Oakland, 14-7, on Monday Night Football in the Raiders head-coaching debut of Art Shell, who became the first African-American head coach in the NFL's modern era (Oct. 9).

**FUMBLE RUMBLE:** Safety Erik McMillan equaled the NFL record for most fumble-return touchdowns in a season (2) when, two weeks after he had a 74-yard return TD at New Orleans, he had a 45-yard return score vs. San Francisco (Oct. 29).

**IMPORTANT HIRE:** Owner Leon Hess and president Steve Gutman named Dick Steinberg, the former New England director of player development, as the Jets' vice president/general manager (Dec. 18).

**WALTON ERA ENDS:** Joe Walton's Jets finished 4-12 with a lifeless 37-0 home loss to Buffalo (Dec. 23), setting the stage for Steinberg, citing the need for the team to get off to a "fresh start," to announce Walton's dismissal and the start of a head-coaching search (Dec. 26).

## 1990

**COSLET'S THE COACH:** GM Dick Steinberg concluded his search by naming Cincinnati offensive coordinator Bruce Coslet as the eighth full-time head coach in club history (Feb. 6).

**UNIFORM CHANGE:** For the fourth time in franchise history and third time in Jets annals, the team changed uniform designs. The Jets added black to accent their green and white colors and switched to green pants as part of their road uniforms (Sept. 9).

**LIDLIFTER:** The Jets registered their first win of the Steinberg-Coslet era with a 24-21 win over Cleveland in their home opener

(Sept. 16).

**RECORD RETURN:** Rookie WR-KR Terance Mathis tied an NFL record, broken in 1994, when he returned a punt 98 yards for a touchdown in the 24-9 Meadowlands victory over Dallas (Nov. 4).

## 1991

**OLÉ, RAÚL:** Raúl Allegre's 44-yard field goal as time expired sent the Jets' do-or-die game against Miami to overtime, where Allegre won it, 23-20, with a 30-yarder as the Jets, despite their 8-8 record, returned to the playoffs (Dec. 22).

**PAT ON THE BACK:** Kicker Pat Leahy retired on a down note after missing the regular-season finale vs. Miami and the playoff game. But Leahy finished his remarkable 18-year career, all as a Jet, with 1,470 points, which still stands as the franchise's career scoring mark.

**DRY HOLE:** In their first playoff game in five years, the Jets came up short on several key second-half plays and lost to the Oilers in the Astrodome, 17-10 (Dec. 29).

## 1992

**PASSING FANCY:** After a strong showing in the Jets' 5-0 preseason, Browning Nagle took over the offensive controls and threw for 366 yards and a touchdown in the season-opening 20-17 loss at Atlanta. The yardage total was the second-highest at the time by a QB making his first NFL start (Sept. 6).

**TOON OUT:** After suffering a severe concussion in Game 9 at Denver, WR Al Toon announced his retirement. Toon left the game with a club-record 101-game pass-catching streak (Nov. 27).

**HORRIFIC COLLISION:** DE Dennis Byrd was partially paralyzed in a freak collision with teammate Scott Mersereau in the third quarter of the Jets' 23-7 Game 12 loss vs. Kansas City (Nov. 29). Byrd had spinal surgery at Lenox Hill Hospital (Dec. 3), then was moved to Mount Sinai Medical Center to begin his rehabilitation (Dec. 9).

**SLUMPBUSTERS:** Inspired by Byrd, the Jets defeated the AFC East-leading Bills, 24-17, in Buffalo. SS Brian Washington sealed the upset with a fourth-quarter interception of Jim Kelly that he returned for the winning TD (Dec. 6).

**SIGNIFICANT HONOR:** The Jets honored Byrd with the Most Inspirational Player Award, which the next year was renamed the Dennis Byrd Award and has been presented annually to the Jets' "Most Inspirational Player" as voted by the team.

## 1993

**BYRD WALKS:** Dennis Byrd, with the aid of two canes, walked into a news conference at Mount Sinai Medical Center in New York to announce he would be leaving New York and returning home to Tulsa, Okla., to continue his rehab (Feb. 12). Byrd returned to the Meadowlands for the first time since his paralyzing accident, walking unaided onto the field to be honored at halftime ceremonies on opening day (Sept. 5).

**LOTT SIGNS:** GM Dick Steinberg made his first major signing under the NFL's new Collective Bargaining Agreement by adding nine-time Pro Bowl S Ronnie Lott to the Jets' roster (March 8).

**BOOMER COMES HOME:** Steinberg completed a trade with Cincinnati, bringing Pro Bowl QB and Long Island native Boomer Esiason to the Jets in exchange for a third-round draft pick (March 17).



**O'BRIEN PACKS IT IN:** QB Ken O'Brien, at the time second on the Jets' all-time passing list, was traded to Green Bay for a fifth-round draft pick (Apr. 5).

**MCNEIL RETIRES:** RB Freeman McNeil, then the Jets' all-time leading rusher and 14th on the NFL's all-time list, retired. McNeil set an NFL record with at least a 4.0 yard average in each of his 12 seasons (Apr. 21).

**DRAFT-DAY TRADE:** The Jets traded the third selection in the draft to Phoenix in exchange for the Cardinals' fourth overall pick and Pro Bowl RB Johnny Johnson. Then the Jets drafted the player they had wanted, Florida State All-America LB Marvin Jones (Apr. 25).

**SHULA DENIED:** The Jets defeated Miami, 27-10, at the Meadowlands, forcing Dolphins coach Don Shula to wait another week before getting his 325th career victory and breaking George Halas' all-time record (Nov. 7).

**SUPER REUNION:** The members of the Jets' Super Bowl III team were reunited at the game against the Bengals to celebrate the 25th anniversary season of that historic victory. A weekend of activities was capped by the players being honored at halftime of the Jets' 17-12 victory over the Bengals while wearing "throwback" uniforms (Nov. 21).

#### 1994

**CARROLL PROMOTED:** Defensive coordinator Pete Carroll became the ninth full-time head coach in club history when he replaced Bruce Coslet, who compiled a 26-38 record in his four seasons at the helm (Jan. 7).

**RECORD CROWD:** The franchise's largest home crowd to date, 75,606, watched the Jets battle Miami for a share of first place in the AFC East. The Jets led, 24-6, in the third quarter before Dan Marino led a furious comeback, capped by the "fake spike" TD pass to Mark Ingram, for the Dolphins' 28-24 win (Nov. 27).

**STEINBERG ILLNESS:** The team announced before its season finale against the Houston Oilers that vice president/general manager Dick Steinberg had stomach cancer (Dec. 24). Steinberg died Sept. 25, 1995.

#### 1995

**RICHE'S BALL:** Owner Leon Hess named Rich Kotite the 10th full-time head coach in franchise history after firing Pete Carroll after the Jets finished 6-10 in his only season as coach (Jan. 5).

**MOORE, MOORE, MOORE:** WR Rob Moore was traded to Arizona the night prior to the draft for RB Ronald Moore and the Cardinals' No. 1 choice (Apr. 21). As a result, the Jets held two first-round picks for the first time since 1984 (Russell Carter, Ron Faurout) and selected Penn State TE Kyle Brady and DE Hugh Douglas from Central State of Ohio (Apr. 22).

**KOTITE'S FIRST:** Kotite won his first game as Jets head coach with a 27-10 victory over the expansion Jacksonville Jaguars at the Meadowlands (Sept. 17).

**WAYNE'S WORLD:** WR Wayne Chrebet, the rookie FA from Hofstra, passed WR Al Toon the previous week, then became the Jets' all-time leading rookie receiver with four catches at New England in game 14, surpassing Matt Snell's 56-catch mark set in 1964 (Dec. 10).

**THANK HUGH:** Douglas was named the NFL Defensive Rookie of the Year after leading all first-year players with a team-rookie-

record 10 sacks.

#### 1996

**NEIL LEADS PARADE:** QB Neil O'Donnell, after leading Pittsburgh to four straight playoff appearances that included a berth in Super Bowl XXX, signed with the Jets as an unrestricted free agent (Feb. 28). O'Donnell was one of a long line of veteran free agents that included tackles Jumbo Elliott and David Williams, WR Jeff Graham and QB Frank Reich, to join the Jets in the off-season.

**KEY DRAFT PICK:** For the first time in club history, the Jets had the first overall pick of the NFL Draft and selected Southern Cal All-America WR Keyshawn Johnson (Apr. 20).

**O'DONNELL'S WOES:** O'Donnell suffered a shoulder injury in Game 6 against Oakland (Oct. 6). After sitting out six games, the QB was preparing to return for Game 13 vs. Houston when he tore a calf muscle during pregame warmups (Dec. 1), which would sideline him the rest of the season.

**MURRELL GETS A THOU:** With 103 rushing yards in a loss at Buffalo, RB Adrian Murrell reached 1,000 yards for the season (Nov. 24) and ultimately became only the third RB in NFL history to rush for 1,000 yards for a one-win team.

**KOTITE STEPS ASIDE:** Two days before the season finale against Miami, Rich Kotite stepped aside as head coach (Dec. 20). The loss to the Dolphins dropped Kotite's two-season record to 4-28.

#### 1997

**A PRESIDENT PASSES:** Former Jets president and NFL official Jim Kensil, who spent 12 seasons with the club from 1977-88 and helped guide the Jets to four playoff appearances before retiring, died (Jan. 16).

### PARCELLS HIRING BEGINS NEW ERA



On Feb. 3, 1997, the Jets hired longtime Bill Parcells' assistant Bill Belichick as their head coach, naming Parcells as a consultant, all of which spurred an official complaint from New England, which claimed Parcells was still under contract to the Patriots. Leon Hess and Patriots owner Bob Kraft met with NFL commissioner Paul

Tagliabue in New York over the Parcells matter. After hours of negotiations, Tagliabue ruled Parcells could take over the Jets' football operations immediately. In return, the Jets would compensate the Patriots with four high draft picks over the next three years - third- and fourth-round picks in 1997, their second-round in '98 and their first-round in '99. On Feb. 11, Parcells became the 11th full-time head coach in club history when he was introduced at a news conference at Weeb Ewbank Hall. Belichick was named assistant head coach/defensive coordinator.

**A LITTLE BUBBLY:** The Jets upgraded their Hofstra University practice facilities with improved grass and turf fields and a new

air-supported indoor practice bubble (July 2).

**BOFFO DEBUT:** Jets fans had to be delirious with the result of the first game of the Parcells era, a 41-3 rout of the Seahawks in Seattle in which Neil O'Donnell threw five touchdown passes and the Jets gained 434 yards.

**A.G. ACHIEVEMENT:** Aaron Glenn became the first cornerback in franchise history to be named a starter in a pro football all-star game when he was elected to the Pro Bowl (Dec. 11).

**WINNERS AGAIN:** The Jets didn't make it to the playoffs in Parcells' first year, but they posted their first winning season at 9-7 in nine years and at least played in a win-you're-in-lose-you're-out game, the regular-season finale at Detroit in which Barry Sanders and the Lions prevailed, 13-10 (Dec. 21).

## 1998

**THE NEXT NEW LOOK:** The Green & White went back to the future with a "new" logo. Actually, the team returned to the uniform and logo worn at the Jets' inception in 1963 and during their Super Bowl III victory season (Feb. 3).

**THEIR FAVORITE MARTIN:** RB Curtis Martin officially became a New York Jet as the restricted free agent offer sheet he signed was not matched by the Patriots. The Jets did have to give up first and third-round picks, but coach Bill Parcells stated that Martin was worth it (March 25).

**VINNY FROM ELMONT:** QB Vinny Testaverde signed as a free agent and returned to Long Island, where he grew up, and fulfilled a lifetime dream of playing for the Jets. With the signing, QB Neil O'Donnell was released (June 24).

**DIVISION CONQUERED:** The Jets defeated the Bills, 17-10, at Buffalo to clinch their first AFC East title. The tough road victory also assured them of a first-round bye in the playoffs (Dec. 19).

**A DOZEN W'S:** The Jets set a club season record for victories when they beat the New England Patriots, 31-10, in their regular-season finale for their 12th win (Dec. 27).

## 1999

**HOME FOR THE PLAYOFFS:** The Jets, playing in their first home playoff game since 1986, won their first playoff game since that season when they defeated the Jacksonville Jaguars at the Meadowlands, 34-24 (Jan. 10).

**FALLING SHORT AT MILE HIGH:** The Jets took a 10-0 third-quarter lead but were unable to play the mistake-free football they had played all season in committing six turnovers and saw the Broncos come back for a 23-10 victory in Denver en route to defending their Super Bowl championship (Jan. 17).

**VINNY'S SPOILS:** Vinny Testaverde, after going 12-1 as the regular-season starting QB, throwing a club-record 29 TD passes, being named team MVP, guiding the Jets to the AFC Championship Game and playing in the Pro Bowl, was signed to a three-year deal with a four-year option (March 1).

**HESS PASSES ON:** Owner Leon Hess died at 85 due to complications from a blood disease (May 7). Hess started Hess Oil from his father's one truck heating oil delivery business during the depression and built it into a multibillion-dollar company. He was one of a group of five who originally bought the New York Titans out of bankruptcy in 1963, and he became the sole owner of the Jets in 1984.

**JETS FOR SALE:** The estate of Leon Hess announced the Jets

would be sold according to wishes expressed in Hess' will (May 21).


**ACHILLES HEEL:** Testaverde ruptured his Achilles tendon in the second quarter of the season opener against New England and was lost for the season (Sept. 12). It was the first of numerous injuries as 15 Jets combined to miss 108 games and 89 starts due to injuries.

## 2000

**TUNA SWIMS UPSTAIRS:** Bill Parcells announced a day after the 1999 season ended that "I'm not going to coach any more football games." Parcells stayed on as director of football operations, and by contract Bill Belichick took over for Parcells as head coach (Jan. 3).

**ONE AND DONE I:** A day after taking the job, Belichick stunned the Jets and the football world by resigning as head coach, citing the uncertainty of the new ownership situation. Jets president Steve Gutman said Belichick had a signed contract "that is clear, unambiguous and specific" (Jan. 4).

**WOODY'S TEAM:** The estate of Leon Hess entered into an agreement to sell the New York Jets to Robert Wood Johnson IV for \$635 million. The NFL voted unanimously to accept its finance committee's recommendation to approve the sale to Woody Johnson (Jan. 18).



Woody Johnson

**GROH STEPS UP:** The Jets elevated linebackers coach Al Groh to head coach, making him the 12th full-time head coach in the franchise's 40-year history (Jan. 24).

**DEAL STRUCK:** After NFL Commissioner Paul Tagliabue and Federal Judge John W. Bissell ruled the Jets' contract with Belichick was valid, Parcells and New England owner Robert Kraft ended the "border war" between the teams and brokered compensation for Belichick to become head coach of the Patriots. The Jets received the Pats' first-round pick (16th





overall) in the 2000 draft plus its fourth- and seventh-round picks in 2001. The Jets sent the Patriots a fifth-round pick in 2001 and a seventh-rounder in 2002 (Jan. 27).

**KEY TRADE:** The Jets sent WR Keyshawn Johnson, the first overall pick in the 1996 draft, to Tampa Bay for two first-round draft choices (Nos. 13 and 27) in the 2000 draft (April 12).

**FOUR OF A KIND:** The Jets became the first team ever to make four first-round selections in the NFL Draft, selecting DE Shaun Ellis at No. 12, DE John Abraham at No. 13, QB Chad Pennington at No. 18 and TE Anthony Becht at No. 27 (April 15).

**CROSS TABBED TO HEAD JETS DEVELOPMENT:** Jay Cross, president of business operations of the NBA's Miami Heat, was hired as president of Jets development (July 25).

**TESTAVERDE RETURNS:** QB Vinny Testaverde, who missed virtually all of 1999 with a ruptured Achilles' tendon, completed 23 of 44 for 261 yards and a TD in the Jets' season-opening 20-16 win at Green Bay, the first victory in their club-record 4-0 start (Sept. 3).

**MIRACULOUS:** The fourth comeback victory of the season was the most incredible in franchise history as the Jets rallied from a 30-7 deficit for a 40-37 overtime victory over the Miami Dolphins on Monday Night Football at the Meadowlands. The Green & White scored a club-record 30 fourth-quarter points en route to the biggest comeback in franchise history (Oct. 23).

**ONE AND DONE II:** After less than one year on the job, Groh accepted an offer to coach at his alma mater, the University of Virginia (Dec. 29).

## 2001

**OVER AND OUT:** Bill Parcells resigned from the Jets, ending his four-year reign (three as head coach) in charge of the football operations with a 39-26 regular-season record and 1-1 in the postseason (Jan. 9).

**GIVE MY REGARDS:** Two days after Parcells resigned, owner Woody Johnson chose Terry Bradway, the Kansas City Chiefs' vice president of player personnel, as his new general manager (Jan. 11).

**HERM'S TURN:** The Jets named Herman Edwards, Tampa Bay's assistant head coach and secondary coach, as their 13th full-time head coach. Edwards was tabbed after he, Maurice Carthon, Dom Capers and Ted Cottrell interviewed with Johnson and Bradway (Jan. 18).

**JOB WELL DONE:** Bill Hampton, the Jets' equipment manager for 37 seasons, retired and turned over the department's reins to his son, Clay (March 1).

**TERROR HITS HOME:** The second week of the season was postponed due to the terror attacks against the United States. The games were rescheduled to be played after the original last week of the regular season (Sept. 13).

**HERM'S FIRST:** Edwards earned his first NFL head-coaching win when the Jets defeated the Patriots, 10-3, at New England (Sept. 23).

**EMOTIONAL MONDAY:** The Jets honored the victims and heroes of the World Trade Center attacks in a stirring pregame ceremony before their 19-17 loss to the 49ers on Monday Night Football. Edwards presented the game ball the Jets players had presented to him after his first NFL head-coaching win the week before to New York City Mayor Rudolph Giuliani (Oct. 1).

## 2002

**HALL OF A KICK:** John Hall's 53-yard field goal with 59 seconds left lifted the Jets over the Raiders, 24-22, in Oakland in the regular-season finale and into the playoffs. Herm Edwards thus became the first coach in club history to guide his team to the playoffs in his first year at the helm. The Jets' reward: a return trip to Oakland six days later for the AFC Wild Card Game (Jan. 6).

**RAIDERS' REVENGE:** The Jets fell to Oakland in the rematch in a 38-24 Saturday night shootout that was the NFL's first-ever prime-time postseason game (Jan. 12).

**MORTON'S OF BUFFALO:** Chad Morton became the first player in NFL history to return kickoffs for TD in both regulation and overtime, with his 96-yard OT return lifting the Jets past the Bills at Buffalo, 37-31, on opening day (Sept. 8).

**PACKING FOR PLAYOFFS:** The Jets qualified for the playoffs and won the AFC East when their 42-17 thumping of the Green Bay Packers followed New England's 24-21 OT win over Miami. The Jets, Patriots and Dolphins all finished at 9-7, with the Green & White winning the division based on a better record in common-opponent games (9-5 to the Pats' and Dolphins' 8-6 records) (Dec. 29).

**PENNINGTON IMPACT:** The Green Bay game was QB Chad Pennington's 12th of the season and was his best of the regular season in terms of passer rating – his 17-for-24 accuracy for 196 yards and four TD gave him a 134.7 rating and lifted his season rating to 104.2, the best in club history and the top mark among qualifying NFL quarterbacks (Dec. 29).

## 2003

**COLTS CORRALED:** The Jets rolled to the first postseason shutout in club history when they blanked Indianapolis, 41-0, in the AFC Wild Card Game. The 41-0 win tied the New York Giants (2002 NFC Championship vs. Minnesota) for the second-most points in a shutout victory in NFL history (Jan. 4).

**TARGETING D-ROB:** The Jets traded two first-round draft choices (Nos. 13 and 22) and a conditional pick to Chicago for the Bears' fourth overall pick (April 25). The next day they selected Kentucky DT Dewayne Robertson fourth overall.

**JOE'S NEW TITLE:** The Jets announced that Hall of Fame QB Joe Namath would serve as the club's ambassador-at-large (June 25).

**EASTERN EXPOSURE:** The Jets became New York's first pro football team to travel to Asia as they took on the Tampa Bay Buccaneers, the defending Super Bowl champions, in the American Bowl. The Bucs downed the Jets in the Tokyo Dome, 30-14, in the season's first preseason game (Aug. 2).

**CHAD'S CALAMITY:** QB Chad Pennington suffered a fracture/dislocation of his left wrist while scrambling out of the pocket during the annual preseason game against the New York Giants (Aug. 23). He had surgery that night and was able to return to action 10 weeks after the operation in relief of Vinny Testaverde against the Eagles in Philadelphia (Oct. 26).

**THURSDAY KICKOFF:** The Jets kicked off the NFL's regular season, opening the schedule with a 16-13 Thursday night loss to the Redskins at Washington (Sept. 4).



1963 - 2003



FOUR DECADES OF JETS FOOTBALL

**40 YEARS OF STARS:** Green & White fans, after a season-long campaign to vote for their favorite players in the first four decades of Jets football, selected 28 players. The "NY-XL" team was honored at halftime of the 21-16 Saturday night loss to New England (Dec. 20)

**OFFENSE**

Pos	Name	Seasons
WR	Wesley Walker	1977-89
WR	Don Maynard	1960-72
WR	Al Toon	1985-92
T	Jason Fabini	1998-05
T	Marvin Powell	1977-85
T	Winston Hill	1963-76
G	Randy Rasmussen	1967-81
C	Kevin Mawae	1998-05
C-G	Jim Sweeney	1984-94
TE	Mickey Shuler	1978-89
QB	Joe Namath	1965-76
RB	Curtis Martin	1998-05
RB	Freeman McNeil	1981-92
FB	Matt Snell	1964-72

**DEFENSE**

Pos	Name	Seasons
DE	John Abraham	2000-05
DE	Mark Gastineau	1979-89
DT-DE	Joe Klecko	1977-87
DT	Marty Lyons	1979-89
LB	Kyle Clifton	1984-96
LB	Mo Lewis	1991-2003
LB	Greg Buttle	1976-84
CB	James Hasty	1988-94
CB	Aaron Glenn	1992-2001
S	Victor Green	1993-2001
S	Bill Baird	1963-69
RB-KR	Bruce Harper	1977-84
K	Pat Leahy	1974-91
P	Chuck Ramsey	1977-84



All-Time Four Decades Team (Halftime Ceremony - 12/20/03)

Pictured: (Standing): Greg Buttle, Jim Sweeney, Joe Klecko, Winston Hill, Wesley Walker, Kyle Clifton, Joe Namath, Mickey Shuler, Mark Gastineau, Don Maynard, James Hasty, Chuck Ramsey and Bruce Harper. (Kneeling): Al Toon, Randy Rasmussen, Marty Lyons, Freeman McNeil, Victor Green, Bill Baird and Pat Leahy.

**2004**

**FIVE ALIVE:** After a rare home opener, a win against the Bengals, the Jets reeled off four more wins to open the season 5-0 for the first time in franchise history. Included in the streak were wins at San Diego and Miami, then home over Buffalo and San Francisco (Oct. 17).

**CHAD CUFFED:** QB Chad Pennington suffered what turned out to be the first rotator cuff tear in his throwing shoulder when falling awkwardly at the end of the scramble in the third quarter of the 22-17 loss at Buffalo (Nov. 7). Pennington missed three games before returning to lead a 29-7 win over Houston (Dec. 5), and he played through the playoffs before undergoing surgery (Feb. 8).

**MAWAE-HAWAII VI:** Kevin Mawae was selected to play in his sixth consecutive Pro Bowl. It was the second-longest all-star streak in club history behind OT Winston Hill, who played in seven straight, three AFL All-Star Games and four Pro Bowls, from 1967-73 (Dec. 29).

**2005**

**CURT BY A NOSE:** RB Curtis Martin gained just enough in the regular-season finale at St. Louis, 153 yards on 28 carries, to edge Seattle's Shaun Alexander by a single yard for the NFL's 2004 rushing title. Martin, with 1,697 yards, became just the second player in club history to capture the prestigious title, 23 years after Freeman McNeil (Jan. 2).

**VAUNTED VILMA:** LB Jonathan Vilma, the Jets' first-round draft choice, was named NFL Defensive Rookie of the Year (Jan. 7).

**WORKING OVERTIME:** The Jets became the first NFL team to play three consecutive overtime games, including their regular-season-ending 32-29 loss in St. Louis (Jan. 2), their 20-17 Wild Card win at San Diego (Jan. 8) and their heartbreaking 20-17 Divisional Round loss at Pittsburgh (Jan. 15).

**CHAD CUFFED II:** Chad Pennington suffered the second rotator cuff tear in his right shoulder in less than a year when his arm was yanked from behind as he was trying to pass against Jacksonville (Sept. 25). He then underwent arthroscopic surgery, his second shoulder operation in eight months (Oct. 6).

**VINNY REDUX:** Vinny Testaverde was signed as the emergency backup to Brooks Bollinger (Sept. 27) after Pennington and No. 2 QB Jay Fielder were injured vs. the Jaguars. Testaverde moved into the starting lineup and directed an inspirational 14-12 home win over Tampa Bay (Oct. 9) before losing his next three starts and handing the reins back to Bollinger.

**END OF A TRADITION:** The Jets, who played in ABC's first Monday Night Football telecast in 1970, played in the network's last in a 31-21 loss to New England at the Meadowlands (Dec. 26).

**2006**

**DEAL HERM OUT:** A half-season of speculation ended when head coach Herm Edwards was traded to Kansas City for the Chiefs' fourth-round draft choice (Jan. 6).

**ERIC ERA:** Eric Mangini was hired as the team's 14th full-time head coach. Mangini, a Jets defensive assistant under Bill Parcells from 1997-99 and a Patriots defensive coach under Bill Belichick from 2000-06, became the 15th-youngest head coach in league history, holding his introductory news conference two days before his 35th birthday (Jan. 17).

**T, TOO:** Owner Woody Johnson continued the remodeling of the Jets' front office when he announced that assistant general manager Mike Tannenbaum was assuming the GM duties, with Bradway, the general manager for five years, shifting his responsibilities to Director of Player Personnel (Feb. 7).

**ABE TRADED:** The Jets completed a three-team trade with Atlanta and Denver that sent DE John Abraham, one of their first-round picks in 2000, to the Falcons for the 29th overall pick, which the Broncos traded to the Falcons (March 21).

**BRICK AND NICK:** In the first round of Tannenbaum and Mangini's first draft, the Jets rebuilt their O-line by selecting tackle D'Brickashaw Ferguson with the fourth overall pick and center Nick Mangold with the 29th pick from the Abraham deal (April 29).

**NO. 80 SAYS GOODBYE:** Wayne Chrebet, one of the most popular players in franchise history, announced his retirement from football. Since arriving as an undrafted free agent WR in 1995, Chrebet caught 580 regular-season passes, second only to Don Maynard's 627 in club annals (June 2).

**BACK IN THE SADDLE:** Chad Pennington rose up again, winning the four-way QB competition against Patrick Ramsey, Brooks Bollinger and second-round rookie Kellen Clemens, starting the season opener at Tennessee, and putting up a strong game (24-for-33, 319 yards, two TD) in leading the Jets past the Titans, 23-16, for the first win of the Mangini regime (Sept. 10).

**FANTASTIC FINISH:** The Jets picked up speed with five wins in their last six games to gain the AFC's fifth seed and first Wild Card position in the playoffs. The victory that locked it up was the solid 23-3 home win over the Raiders on New Year's Eve that secured a 10-6 record and clinched the postseason berth (Dec. 31).

**2007**

**LYING IN WAIT:** The Jets' second visit of the season to Foxboro, Mass., didn't go as well as the first as the Patriots pulled away for a 37-16 victory in the AFC Wild Card Game (Jan. 7).

**NEW BACK IN TOWN:** The Jets went shopping for a running back and found one in Chicago's Thomas Jones. The Jets announced the acquisition of Jones after negotiating a contract extension and swapping second-round picks, their 37th overall for the Bears' 63rd (March 6).



Head Coach Eric Mangini

## HALL OF FAMERS

### WEEB EWANK

HEAD COACH (1963-73) • GENERAL MANAGER (1974) • INDUCTED 1978

Born in Richmond, IN, May 6, 1907 ... Died Nov. 17, 1998 ... Miami (Ohio) ... 1954-62 Baltimore Colts, 1963-73 New York Jets  
... Only coach to win championships in both NFL, AFL ... Led both Colts (1958 and 1959) and Jets (1968) to championships.



Ewank is the only head coach to win championships in both the National Football League and the American Football League, and he achieved that remarkable double with teams he patiently built, virtually from scratch, around Hall of Fame quarterbacks.

He took over the NFL's Baltimore Colts in 1954, the

second year of their existence, and guided them for nine seasons. The culmination of his tenure was the twin titles the Colts and QB Johnny Unitas won in 1958 and 1959. Baltimore beat the New York Giants both times, by 23-17 in sudden-death overtime in 1958 in "The Greatest Game Ever Played" and by 31-16 the following year.

In 1963, Ewank moved to the New York Jets, formerly the bedraggled New York Titans from 1960-62. Once Joe Namath was drafted and signed in 1965, the Jets were on the way to their storybook 1968 season that was crowned with their Super Bowl III upset of Weeb's former team, the Colts. Ewank retired from coaching after the 1973 season with a 134-130-7 record (73-78-6 in 11 Jets seasons).

Weeb, whose nickname came from a younger brother who mispronounced "Wilbur" during his youth in Indiana, was a 5'7" quarterback at Miami University in Oxford, Ohio. He was a teammate of fellow coaching legend Paul Brown, who gave him his first pro football

#### EWANK'S CAREER RECORD

Year	Team	Season	Playoffs
1954	Colts	3-9-0	—
1955	Colts	5-6-1	—
1956	Colts	5-7-0	—
1957	Colts	7-5-0	—
1958	Colts	9-3-0	1-0, NFL Champions
1959	Colts	9-3-0	1-0, NFL Champions
1960	Colts	6-6-0	—
1961	Colts	8-6-0	—
1962	Colts	7-7-0	—
1963	Jets	5-8-1	—
1964	Jets	5-8-1	—
1965	Jets	5-8-1	—
1966	Jets	6-6-2	—
1967	Jets	8-5-1	—
1968	Jets	11-3-0	2-0, Super Bowl III Champion
1969	Jets	10-4-0	0-1, AFL Eastern Division Champions
1970	Jets	4-10-0	—
1971	Jets	6-8-0	—
1972	Jets	7-7-0	—
1973	Jets	4-10-0	—
<b>Totals</b>		<b>130-129-7 (.502)</b>	<b>4-1</b>

job as a Cleveland Browns assistant coach from 1949-53, during which he helped develop yet another Hall of Fame QB, Otto Graham.

Ewank was enshrined in Canton on July 29, 1978. At the time of his coaching retirement in 1973, his 130 regular-season wins ranked him fifth on the all-time list behind George Halas, Curly Lambeau, Steve Owen and Brown. Ewank died at 91 on the 30th anniversary of "the Heidi Game," the Jets' 1968 regular-season loss to the Oakland Raiders.



Weeb Ewank (1978) presented by Colts' legend Art Donovan

## JOE NAMATH

### QUARTERBACK (1965-76) • INDUCTED 1985

6'2", 200 ... Born in Beaver Falls, PA, May 31, 1943 ... Alabama ... 1965-76 New York Jets, 1977 Los Angeles Rams ... First quarterback to pass for more than 4,000 yards in a season, 1967 ... Guaranteed, delivered victory over Colts in Super Bowl III.



As John Madden, the former Oakland coach and fellow Hall of Famer, argued when Namath was left off the NFL's 75th Anniversary Team: "Some guys have had a lot of accomplishments. But with Joe, here's a guy who made a league."

Namath's place in history was assured with his first pro football act, the signing of a reported \$400,000 contract in 1965 that gave the AFL its

Namath will always be remembered for delivering on his Miami Touchdown Club "guarantee" and leading the New York Jets to their stunning 16-7 Super Bowl III upset of the heavily favored Baltimore Colts at the Orange Bowl. In 12 Jets seasons, No. 12 enjoyed a career as one of the game's most exciting and highly publicized QBs.

biggest victory in its costly interleague war with the NFL (the St. Louis Cardinals had also drafted Namath). "Broadway Joe" won the Jets' starting job in his third game on his way to AFL Rookie of the Year acclaim in 1965.

In 1967, he became the first pro to pass for 4,000 yards in a season. In 1968, he capped off AFL Player of the Year and unanimous All-Pro selections with MVP honors in Super Bowl III for his efficient 206-yard passing game in the wake of his pregame guarantee of victory. That Jets' win assured the competitive viability of the fledgling AFL-NFL championship series.

Despite the knee injuries that plagued him, Namath completed 1,886 passes for 27,663 yards and 173 TDs in 12 seasons with the Jets and a final year with the Los Angeles Rams. He enjoyed many exceptional days, one coming in the 1968 AFL title game when he threw three touchdown passes to lead New York's 27-23 win over Madden's Raiders. Another came in September 1972, when he outdid Johnny Unitas' 376-yard passing game with 496 yards and six TDs of his own in the Jets' 44-34 win at Baltimore.

Namath earned all-league accolades four times (1967-69, 1972) and was named to the AFL's all-time team in 1969. He was also selected for four AFL All-Star Games and one Pro Bowl.

#### NAMATH'S CAREER STATISTICS

Year	Team	G	Att	Comp	Pct	Yds	TD	Int	Rating	RUSHING			
										Att	Yds	Avg	TD
1965	Jets	13	340	164	48.2	2,220	18	15	68.8	8	19	2.4	0
1966	Jets	14	471	232	49.3	3,379	19	27	62.6	6	42	7.0	2
1967	Jets	14	491	258	52.5	4,007	26	28	73.8	6	14	2.3	0
1968	Jets	14	380	187	49.2	3,147	15	17	72.1	5	11	2.2	2
1969	Jets	14	361	185	51.2	2,734	19	17	74.3	11	33	3.0	2
1970	Jets	5	179	90	50.3	1,259	5	12	54.7	1	-1	-1.0	0
1971	Jets	4	59	28	47.5	537	5	6	68.2	3	-1	-0.3	0
1972	Jets	13	324	162	50.0	2,816	19	21	72.5	6	8	1.3	0
1973	Jets	6	133	68	51.1	966	5	6	68.7	1	-2	-2.0	0
1974	Jets	14	361	191	52.9	2,616	20	22	69.4	8	1	0.1	1
1975	Jets	14	326	157	48.2	2,286	15	28	51.0	10	6	0.6	0
1976	Jets	11	230	114	49.6	1,090	4	16	39.9	2	5	2.5	0
1977	Rams	4	107	50	46.7	606	3	5	54.5	4	5	1.3	0
<b>Totals</b>		<b>140</b>	<b>3,762</b>	<b>1,886</b>	<b>50.1</b>	<b>27,663</b>	<b>173</b>	<b>220</b>	<b>65.5</b>	<b>71</b>	<b>140</b>	<b>2.0</b>	<b>7</b>

**Additional Career Statistics:** Fumble Recovery for TD: 1

#### NAMATH IN POSTSEASON

Year	Opp	Result	Comp	Att	Yds	TD	Int	RUSHING			
								Att	Yds	TD	TD
1968	OAK	W, 27-23	49	19	266	3	1	1	14	0	0
*1968	BAL	W, 16-7	28	17	206	0	0	0	0	0	0
1969	KC	L, 6-13	40	14	164	0	3	1	1	0	0
<b>Total</b>			<b>117</b>	<b>50</b>	<b>636</b>	<b>3</b>	<b>4</b>	<b>2</b>	<b>15</b>	<b>0</b>	<b>0</b>

\*Super Bowl III



Joe Namath (1985) presented by high school coach Larry Bruno



## DON MAYNARD

### WIDE RECEIVER (1960-72) • INDUCTED 1987

6'1", 185 ... Born in Crosbyton, TX, Jan. 25, 1935 ... Texas Western ... 1958 New York Giants, 1960-62 New York Titans, 1963-72 New York Jets, 1973 St. Louis Cardinals ... 633 receptions for 11,834 yards, 88 touchdowns ... At least 50 catches and 1,000 yards in five different seasons.



Maynard was a man of many distinctions in Jets franchise history. He was the first player to sign with the brand-new New York Titans of the AFL in 1960. He was one of the few noteworthy players left on the Titans when they morphed into the Jets in 1963.

And after 13 seasons, most of them in exquisite collaboration with Joe Namath and

another top-notch wideout in George Sauer, Maynard left the Jets with franchise career receiving records that still stand today: receptions (627), yardage (11,732) and touchdowns (88).

He traveled a bumpy road to stardom, beginning with four productive seasons at tiny Texas Western College, for which he was a two-time All-Border Conference halfback and track star. He was a future pick of the New York Giants in 1957 but played only the 1958 season with the Giants before heading north of the border to Hamilton in the CFL in 1959.

Maynard often had to improvise as the Titans' and early Jets' constantly rotating crop of QBs scrambled for their lives. That all changed when, in 1965, Namath arrived on the scene. Maynard had many big games, none bigger than the 27-23 victory over Oakland in the 1968 AFL Championship Game that vaulted the Jets into Super Bowl III. Maynard caught six passes for 118 yards, with his 14-yard touchdown reception in the first quarter giving the Jets the early lead and his 6-yard grab in the fourth quarter providing the game-winning TD.

Maynard never led the AFL or NFL in receiving in any one season, but when he retired after one final year with the St. Louis Cardinals, he was one of only five players with at least 50 catches and 1,000 yards in five different seasons. He was a four-time AFL All-Star (1965, 1967-69) and was named to the AFL's all-time team in 1969. His 633 receptions and 11,834 yards were both pro records when he retired after the 1973 season.

#### MAYNARD IN POSTSEASON

Year	Team	Result	No	Yds	TD
1968	OAK	W, 27-23	6	118	2
*1968	BAL	W, 16-7	0	0	0
1969	KC	L, 6-13	1	18	0
<b>Totals</b>			<b>7</b>	<b>136</b>	<b>2</b>

\*Super Bowl III

#### MAYNARD'S CAREER STATISTICS

Year	Team	G	No	Yds	Avg	TD
1958	Giants	12	5	84	16.8	0
1960	Titans	14	72	1,265	17.6	6
1961	Titans	14	43	629	14.6	8
1962	Titans	14	56	1,041	18.6	8
1963	Jets	12	38	780	20.5	9
1964	Jets	14	46	847	18.4	8
1965	Jets	14	68	1,218	17.9	14
1966	Jets	14	48	840	17.5	5
1967	Jets	14	71	1,434	20.2	10
1968	Jets	13	57	1,297	22.8	10
1969	Jets	11	47	938	20.0	6
1970	Jets	10	31	525	16.9	0
1971	Jets	14	21	408	19.4	2
1972	Jets	14	29	510	17.6	2
1973	Cardinals	2	1	18	18.0	0
<b>Totals</b>		<b>186</b>	<b>633</b>	<b>11,834</b>	<b>18.7</b>	<b>88</b>

**Additional Career Statistics:** Rushing: 24-70; Two Point Conversions: 2; Punt Returns: 26-132; Kickoff Returns: 14 - 343




Don Maynard (1987) presented by Joe Namath



## JOHN RIGGINS

### RUNNING BACK (1971-75) • INDUCTED 1992

6'2", 240 ... Born in Seneca, KS, Aug. 4, 1949 ... Kansas ... 1971-75 New York Jets, 1976-79, 1981-85 Washington Redskins ... 11,352 rushing yards, 116 total touchdowns ... MVP of Super Bowl XVII with 166 rushing yards, including game-winning 43-yard TD run.



Riggins cemented his NFL reputation as a Washington Redskin, but for the first five years of his 14-year career, he built his Hall of Fame foundation in New York.

"Riggo," an All-American and Big Eight rushing champion at the University of Kansas, was the Jets' first pick, sixth overall, in the 1971 draft. He wasn't a spectacular

runner but rather was the quintessential workhorse ballcarrier who specialized in gaining tough yardage in big games.

He played that half-decade in green, rushing for 3,880 yards on 928 carries (4.2-yard average) and 25 touchdowns. Then he left for the Redskins as a free agent and played nine more seasons (voluntarily sitting out in 1980).

Riggins rushed for more than 1,000 yards five times in his career (once as a Jet) and more than 100 yards in 35 games (10 as a Jet), including a then-record six in the postseason. He played in the 1976 Pro Bowl. And he piled up impressive career stats – 11,352 yards and 104 touchdowns rushing, 13,442 yards and 116 TDs from scrimmage.

The pinnacle of his career came in 1982 and '83, when he played in both NFC championship games and both Super Bowls in those seasons. In Super Bowl XVII, he was named MVP for his 166 rushing yards on a then-record 38 carries, including the relentless 43-yard touchdown run that clinched Washington's 27-17 victory over Miami.

Riggins followed that Super Bowl success with a sensational 1983 campaign in which he rushed for a career-high 1,347 yards and recorded 24 touchdowns (all on the ground), setting a league TD record that stood for 12 seasons. After Super Bowl XVIII, he was named All-Pro for the only time in his career.



John Riggins (1992) presented by NFL Commissioner Paul Tagliabue

#### RIGGINS IN POSTSEASON

Year	Opp	Result	Att	RUSHING		No	RECEIVING		TD
				Yds	TD		Yds	TD	
1976	MIN	L, 20-35	7	30	0	4	29	0	0
1982	DET	W, 31-7	25	119	0	0	0	0	0
1982	MIN	W, 21-7	37	185	1	0	0	0	0
1972	DAL	W, 31-17	36	140	2	0	0	0	0
*1982	MIA	W, 27-17	38	166	1	1	15	0	0
1983	RAM	W, 51-7	25	119	3	0	0	0	0
1983	SF	W, 24-21	36	123	2	0	0	0	0
*1983	LAR	L, 9-38	26	64	1	1	1	0	0
1984	CHI	L, 19-23	21	50	2	0	0	0	0
<b>Totals</b>			<b>251</b>	<b>996</b>	<b>12</b>	<b>6</b>	<b>45</b>	<b>0</b>	

\*Super Bowl

#### RIGGINS' CAREER STATISTICS

Year	Team	G	RUSHING			RECEIVING			Avg	TD
			Att	Yds	Avg	TD	No	Yds		
1971	Jets	14	180	769	4.3	1	36	231	6.4	2
1972	Jets	12	207	944	4.6	7	21	230	11.0	1
1973	Jets	11	134	482	3.6	4	23	158	6.9	0
1974	Jets	10	169	680	4.0	5	19	180	9.5	2
1975	Jets	14	238	1,005	4.2	8	30	363	12.1	1
1976	Redskins	14	162	572	3.5	3	21	172	8.2	1
1977	Redskins	5	68	203	3.0	0	7	95	13.6	2
1978	Redskins	15	248	1,014	4.1	5	31	299	9.6	0
1979	Redskins	16	260	1,153	4.4	9	28	163	5.8	3
1981	Redskins	15	195	714	3.7	13	6	59	9.8	0
1982	Redskins	8	177	553	3.1	3	10	50	5.0	0
1983	Redskins	15	375	1,347	3.6	24	5	29	5.8	0
1984	Redskins	14	327	1,239	3.8	14	7	43	6.1	0
1985	Redskins	12	176	677	3.8	8	6	18	3.0	0
<b>Totals</b>		<b>175</b>	<b>2,916</b>	<b>11,352</b>	<b>3.9</b>	<b>104</b>	<b>250</b>	<b>2,090</b>	<b>8.4</b>	<b>12</b>

Additional Career Statistics: Passing: 2-0

## RONNIE LOTT

### SAFETY (1993-94) • INDUCTED 2000

6'0", 203 ... Born in Albuquerque, NM, May 8, 1959 ... Southern California ... 1981-90 San Francisco 49ers, 1991-92 Los Angeles Raiders, 1993-94 New York Jets ... 10 Pro Bowls, 63 career interceptions ... Named to NFL's 75th Anniversary Team.



Lott made only a career-closing two-year stop with the New York Jets, but he brought a lot with him for his short tenure: his hard-hitting style, winning mentality, trademark athleticism and uncanny ability to sense the direction a play was about to take and then somehow disrupt it.

"Ronnie's like a middle linebacker playing safety,"

Hall of Fame coach Tom Landry once said. "He's devastating. He may dominate the secondary better than anyone I've seen."

An All-American at Southern Cal, Lott was San Francisco's first-round selection, eighth overall, in the 1981 draft. He made an immediate impression, being named the 49ers' starting left cornerback from his first

day in training camp.

In his rookie season, he led a young secondary that helped the Niners win Super Bowl XVI. En route, he became the second rookie in NFL history to return three interceptions for touchdowns, and his outstanding play resulted in his finishing second to another defensive standout, Lawrence Taylor, for Rookie of the Year honors.

Lott played and started at all four base secondary positions in his 14-year career and earned 10 Pro Bowl invitations at three positions: CB, FS and SS. As a free safety, where he had the freedom to cover the whole field, he was at his most effective. In 1986, perhaps his finest season, he played 14 games at FS before an injury sidelined him, yet led the league with a career-high 10 INTs.

He surpassed 1,000 career tackles in 1993 and had five 100-tackle seasons. He finished with 63 career INTs, his final three coming with the Jets in 1993. In 20 playoff starts, he had nine INTs, 89 tackles, one FF, one FR and two TDs, and earned four Super Bowl rings with the 49ers. He was an eight-time All-Pro and was named to the NFL's 75th Anniversary Team.

#### LOTT'S CAREER STATISTICS

Year	Team	G	TACKLES				INTERCEPTIONS			FUMBLES				Yds.
			TT	Solo	Ast	Sacks	Int	Yds.	Avg.	TD	PD	FF	FR	
1981	49ers	16	89	52	37	0	7	117	16.7	3	22	0	2	0
1982	49ers	9	68	51	17	0	2	95	47.5	1	18	1	0	0
1983	49ers	15	108	80	28	1	4	22	5.5	0	16	0	1	0
1984	49ers	12	51	35	16	1	4	26	6.5	0	10	0	0	0
1985	49ers	16	104	86	18	1.5	6	68	11.3	0	13	1	2	0
1986	49ers	14	77	59	18	2	10	134	13.4	1	14	3	0	0
1987	49ers	12	55	38	17	0	5	62	12.4	0	10	0	2	33
1988	49ers	13	74	48	26	0	5	59	11.8	0	11	3	4	3
1989	49ers	11	42	39	3	0	5	34	6.8	0	8	0	0	0
1990	49ers	11	53	42	11	0	3	26	8.7	0	10	1	1	3
1991	Raiders	16	93	79	14	1	8	52	6.5	0	14	0	1	4
1992	Raiders	16	103	88	15	0	1	0	0.0	0	13	0	1	0
1993	Jets	16	123	80	43	1	3	35	11.7	0	10	4	2	0
1994	Jets	15	121	83	38	1	0	0	0.0	0	1	3	1	0
Career Totals		192	1,161	860	301	8.5	63	730	11.6	5	170	16	17	43

Additional Career Statistics: Kickoff Returns: 8-113

#### LOTT'S POSTSEASON STATISTICS

Year	Team	G	TACKLES				INTERCEPTIONS			FUMBLES			
			TT	Solo	Ast	Int	Yds.	Avg.	TD	FF	FR	FF	FR
1981	49ers	3	16	12	4	2	32	16.0	1	0	0	0	0
1983	49ers	2	7	4	3	1	0	0.0	0	0	0	0	0
1984	49ers	3	9	6	3	1	38	38.0	0	0	0	0	0
1985	49ers	1	5	4	1	0	0	0.0	0	0	0	0	0
1986	49ers	1	6	5	1	0	0	0.0	0	0	0	0	0
1987	49ers	1	8	6	2	0	0	0.0	0	0	0	0	0
1988	49ers	3	15	0	2	10	5.0	0	1	0	0	0	0
1989	49ers	3	8	6	2	2	72	36.0	1	0	1	0	1
1990	49ers	2	11	7	4	0	0	0.0	0	0	0	0	0
1991	Raiders	1	4	3	1	1	35	35.0	0	0	0	0	0
Career Totals		20	89	68	21	9	187	20.8	2	1	1	1	1



Ronnie Lott (2000) was presented by his father, Roy Lott

## AFL ALL-STAR GAME

1961	QB Al Dorow, S Dick Felt, RB Bill Mathis, G Bob Mischak
1962	RB Dick Christy, LB Larry Grantham, G Bob Mischak
1963	LB Larry Grantham, RB Bill Mathis, WR Bake Tumer
1964	LB Larry Grantham, T Winston Hill, S Dainard Paulson, T Sherman Plunkett, FB Matt Snell
1965	WR Don Maynard, QB Joe Namath, S Dainard Paulson
1966	DE Verlon Biggs, RB Emerson Boozer, LB Larry Grantham, T Sherman Plunkett, FB Matt Snell
1967	DE Verlon Biggs, LB Larry Grantham, T Winston Hill, TE Pete Lammons, WR Don Maynard, QB Joe Namath, WR George Sauer
1968	LB Al Atkinson, DE Verlon Biggs, RB Emerson Boozer, DT John Elliott, G Dave Herman, T Winston Hill, WR Don Maynard, QB Joe Namath, DE Gerry Philbin, WR George Sauer, K Jim Turner
1969	DT John Elliott, LB Larry Grantham, G Dave Herman, T Winston Hill, WR Don Maynard, QB Joe Namath, DE Gerry Philbin, WR George Sauer, FB Matt Snell, K Jim Turner

## NFL PRO BOWL

1970	DT John Elliott, T Winston Hill
1971	T Winston Hill
1972	TE Rich Caster, T Winston Hill, QB Joe Namath
1973	TE Jerome Barkum, T Winston Hill
1974	TE Rich Caster
1975	TE Rich Caster, FB John Riggins
1978	WR Wesley Walker
1979	T Marvin Powell
1980	T Marvin Powell
1981	C Joe Fields, DE Mark Gastineau, DE Joe Klecko, T Marvin Powell
1982	C Joe Fields, DE Mark Gastineau, RB Freeman McNeil, T Marvin Powell, WR Wesley Walker
1983	DE Mark Gastineau, DT Joe Klecko, T Marvin Powell
1984	DE Mark Gastineau, DT Joe Klecko, RB Freeman McNeil
1985	DE Mark Gastineau, DT Joe Klecko, RB Freeman McNeil, LB Lance Mehl, QB Ken O'Brien
1986	TE Mickey Shuler, WR Al Toon
1987	WR Al Toon
1988	S Erik McMillian, TE Mickey Shuler, WR Al Toon
1989	S Erik McMillian
1991	QB Ken O'Brien
1993	QB Boomer Esiason
1994	WR Rob Moore
1997	CB Aaron Glenn
1998	CB Aaron Glenn, WR Keyshawn Johnson, LB Mo Lewis, RB Curtis Martin, QB Vinny Testaverde
1999	WR Keyshawn Johnson, LB Mo Lewis, C Kevin Mawae, P Tom Tupa
2000	FB Richie Anderson, LB Mo Lewis, C Kevin Mawae
2001	DE John Abraham, RB Curtis Martin, C Kevin Mawae
2002	DE John Abraham, C Kevin Mawae
2003	DE Shaun Ellis, C Kevin Mawae
2004	DE John Abraham, RB Curtis Martin, C Kevin Mawae
2005	CB Ty Law, LB Jonathan Vilma
2006	KR Justin Miller



Larry Grantham

## AWARDS

### AFL Rookie of the Year

1964	Matt Snell, RB
1965	Joe Namath, QB

### AFL Most Valuable Player

1968	Joe Namath, QB (AP, UPI, Sporting News)
1969	Joe Namath, QB (AP)

### Jets on the All-Time AFL Team (1960-69)

#### First Team

QB	Joe Namath
WR	Don Maynard
DE	Gerry Philbin
Head Coach	Weeb Ewbank

#### Second Team

HB	Abner Haynes
WR	Art Powell
OT	Winston Hill
OG	Bob Talamini
K	Jim Turner
LB	Larry Grantham

### AFL 10-Year Players (1960-69)

There are 20 players who played all 10 years of the AFL. Four of those players spent some or all of the decade with the New York Titans and/or the New York Jets:

Larry Grantham, LB  
Paul Rochester, DT  
Bill Mathis, RB  
Don Maynard, WR




Winston Hill

## TEAM MOST VALUABLE PLAYERS

### Team Most Valuable Players (Voted by teammates)

1961	Bill Mathis, Running Back	1984	Freeman McNeil, Running Back
1962	Dick Christy, Running Back	1985	Ken O'Brien, Quarterback
1963	Bake Turner, Wide Receiver	1986	Al Toon, Wide Receiver
1964	Dainard Paulson, Safety	1987	Al Toon, Wide Receiver
1965	Matt Snell, Fullback	1988	Al Toon, Wide Receiver
1966	George Sauer, Wide Receiver	1989	JoJo Townsell, Wide Receiver-Kick Returner
1967	Don Maynard, Wide Receiver	1990	Pat Leahy, Kicker
1968	Joe Namath, Quarterback	1991	Chris Burkett, Wide Receiver
1969	Joe Namath, Quarterback	1992	Brian Washington, Strong Safety
1970	John Elliott, Defensive Tackle	1993	Johnny Johnson, Running Back
1971	Larry Grantham, Linebacker	1994	Mo Lewis, Linebacker
1972	John Riggins, Fullback	1995	Marvin Jones, Linebacker
1973	Emerson Boozer, Fullback	1996	Adrian Murrell, Running Back
1974	Joe Namath, Quarterback	1997	Mo Lewis, Linebacker
1975	John Riggins, Fullback	1998	Vinny Testaverde, Quarterback
1976	Clark Gaines, Fullback	1999	Curtis Martin, Running Back
1977	Randy Rasmussen, Guard	2000	Curtis Martin, Running Back
1978	Wesley Walker, Wide Receiver	2001	Curtis Martin, Running Back
1979	Marvin Powell, Tackle	2002	Chad Pennington, Quarterback
1980	Bruce Harper, Running Back-Kick Returner	2003	Santana Moss, Wide Receiver
1981	Richard Todd, Quarterback	2004	Curtis Martin, Running Back
1982	Freeman McNeil, Running Back	2005	Jonathan Vilma, Linebacker
1983	Lance Mehl, Linebacker	2006	Laveranues Coles, Wide Receiver



Al Toon



Laveranues Coles




Curtis Martin

## DENNIS BYRD AWARD

### (Most Inspirational Player as voted by teammates)

1992	Dennis Byrd, Defensive End-Tackle
1993	Lonnie Young, Free Safety
1994	Ronnie Lott, Free Safety
1995	Kyle Clifton, Linebacker
1996	Wayne Chrebet, Wide Receiver
1997	Pepper Johnson, Linebacker
1998	Bryan Cox, Linebacker
1999	Ray Lucas, Quarterback
2000	Bryan Cox, Linebacker
2001	Curtis Martin, Running Back
2002	Curtis Martin, Running Back
2003	Curtis Martin, Running Back
2004	Eric Barton, Linebacker
2005	Brooks Bollinger, Quarterback
2006	Chad Pennington, Quarterback



Dennis Byrd



## MARTY LYONS AWARD

(Player who gives from the heart through charity and community involvement as voted by Jets staff)

1990	Marty Lyons, Defensive Tackle-End
1991	Rob Moore, Wide Receiver
1992	Brad Baxter, Fullback
1993	Bobby Houston, Linebacker
1994	Boomer Esiason, Quarterback
1995	Adrian Murrell, Running Back
1996	John Paci, Quarterback
1997	Lorenzo Neal, Fullback
1998	Leon Johnson, Running Back
1999	Dwight Stone, Wide Receiver
2000	Ray Lucas, Quarterback
2001	Kevin Mawae, Center
2002	Damien Robinson, Safety
2003	Marvin Jones, Linebacker
2004	Kareem McKenzie, Tackle
2005	Kevin Mawae, Center
2006	Erik Coleman, Safety



Marty Lyons

## ED BLOCK AWARD

(Most Courageous Player as voted by teammates)

1984	Joe Fields, Center
1985	Johnny Lynn, Cornerback-Safety
1986	Dan Alexander, Guard
1987	Joe Klecko, Defensive Tackle-End
1988	Tom Baldwin, Defensive Tackle
1989	Ken O'Brien, Quarterback
1990	Freeman McNeil, Running Back
1991	Paul Frase, Defensive Tackle-End
1992	Dale Dawkins, Wide Receiver
1993	Lonnie Young, Free Safety
1994	Jim Sweeney, Center
1995	Kyle Clifton, Linebacker
1996	Siupeli Malamala, Guard-Tackle
1997	David Williams, Tackle
1998	Pepper Johnson, Linebacker
1999	Marvin Jones, Linebacker
2000	Jason Fabini, Tackle
2001	Curtis Martin, Running Back
2002	Vinny Testaverde, Quarterback
2003	Dave Szott, Guard
2004	Chad Pennington, Quarterback
2005	Wayne Chrebet, Wide Receiver
2006	Chris Baker, Tight End

## KYLE CLIFTON AWARD

(Good Guy Award as voted by Jets staff)

1996	Kyle Clifton, Linebacker
1997	Otis Smith, Cornerback
1998	Kevin Mawae, Center
1999	Bryan Cox, Linebacker
2000	Vinny Testaverde, Quarterback
2001	Curtis Martin, Running Back
2002	Chad Pennington, Quarterback
2003	Sam Barnes, Safety
2004	Jason Ferguson, Defensive Tackle, Kareem McKenzie, Tackle
2005	Erik Coleman, Safety
2006	Jerricho Cotchery, Wide Receiver



Kyle Clifton



Chris Baker



# ALL-TIME ALPHABETICAL ROSTER

## 1960 - 2006

A	Player	Pos	Years	College
	Abraham, Donnie	CB	2002-04	E. Tennessee State
	Abraham, John	DE	2000-05	So. Carolina
	Abramowitz, Sid	T	1985	Tulsa
	Abruzzese, Ray	DB	1965-66	Alabama
	Adamle, Mike	RB	1973-74	Northwestern
	Adkins, Margene	WR	1973	Hutchinson JC
	Aguiar, Louie	P-K	1991-93	Utah State
	Alexander, Dan	G	1977-89	Louisiana State
	Alexander, Dave	C	1996	Tulsa
	Alexander, Rogers	LB	1986	Penn State
	Alford, Darnell	G	2002	Boston College
	Alford, Lynwood	LB	1987	Syracuse
	Alipate, Tuineau	LB	1994	Washington
	Allard, Don	QB	1961	Boston College
	Allegre, Raul	K	1991	Texas
	Alvers, Steve	TE-C	1982	Miami
	Ames, Dave	HB	1961	Richmond
	Anderson, Richie	RB	1993-02	Penn State
	Anderson, Stevie	WR	1994	Grambling
	Apple, Jim	HB	1961	Upsala
	Arthur, Gary	TE	1970-71	Miami (OH)
	Askeew, B.J.	FB	2003-06	Michigan
	Atkins, Bill	DB	1962-63	Auburn
	Atkinson, Al	LB	1965-74	Villanova
	Atwater, Steve	FS	1999	Arkansas
	Augustyniak, Mike	FB	1981-83	Purdue
	Austin, Darrell	G-C	1975-78	So. Carolina
	Austin, Raymond	DB	1997	Tennessee
	Avellini, Bob	QB	1984	Maryland

B	Player	Pos	Years	College
	Bailey, Henry	WR-KR	1996	UNLV
	Bailey, Jim	DT	1975	Kansas
	Bain, Bill	T	1986	So. California
	Baird, Bill	DB	1963-69	San Francisco State
	Baker, Chris	TE	2002-	Michigan State
	Baker, Larry	T	1960	Bowling Green
	Baker, Ralph	LB	1964-74	Penn State
	Baldwin, Don	DE	1987	Purdue
	Baldwin, Tom	DT	1984-88	Tulsa
	Ball, Dave	DE	2005-06	UCLA
	Banker, Ted	G-T	1984-88	SE Missouri State
	Banta, Bradford	TE	2000	So. California
	Barber, Kurt	LB-DE	1992-95	So. California
	Barber, Marion	RB	1982-88	Minnesota
	Barkum, Jerome	WR-TE	1972-83	Jackson State
	Barlow, Kevan	RB	2006	Pittsburgh
	Barnet, Tom	DT	2001	Pittsburgh
	Barnes, Ernie	T	1960	No. Carolina College
	Barrett, David	CB	2004-	Arkansas
	Barton, Eric	LB	2004-	Maryland
	Barzilauskas, Carl	DT	1974-77	Indiana
	Bates, Michael	RB-KR	2003	Arizona
	Bates, Ted	LB	1963	Oregon State
	Battle, Mike	DB	1969-70	So. California
	Battton, Bobby	RB	1980	UNLV
	Baxter, Brad	FB	1989-95	Alabama State
	Baxter, Fred	TE	1993-00	Auburn
	Bayless, Tom	G	1970	Purdue
	Beach, Sanjay	WR	1989	Colorado State
	Beasley, Aaron	CB	2002-03	W. Virginia
	Beavers, Aubrey	LB	1996	Oklahoma
	Becht, Anthony	TE	2000-04	W. Virginia
	Bell, Bobby	LB	1984	Missouri
	Bell, Ed	DB	1960	Pennsylvania
	Bell, Ed	WR	1970-75	Idaho State
	Bell, Kevin	WR	1978	Lamar

Player	Pos	Years	College
Benfatti, Lou	DT	1994-96	Penn State
Bennett, Barry	DE-DT	1982-88	Concordia (MN)
Bennett, Woody	RB	1979-80	Miami
Benson, Troy	LB	1986-89	Pittsburgh
Bernhardt, Roger	G	1974	Kansas
Bernich, Ken	LB	1975	Auburn
Bethea, Adam	DT	1987	Wichita State
Beverly, Randy	CB	1967-69	Colorado State
Biggs, Verlon	DE	1965-70	Jackson State
Bingham, Guy	C-G-T	1980-88	Montana
Bjorklund, Hank	RB	1972-74	Princeton
Blake, Jeff	QB	1992	E. Carolina
Blanchard, Cary	K	1992-93	Oklahoma State
Blaylock, Derrick	RB	2005-06	Stephen F. Austin
Bleamer, Jeff	T	1977	Penn State
Bligen, Dennis	RB	1984-87	St. John's
Blinka, Stan	LB	1979-83	Sam Houston State
Boatswain, Harry	G-T	1996	New Haven
Bob, Adam	LB	1989	Texas A&M
Bobo, Hubert	LB	1961-62	Ohio State
Bock, John	C	1995	Indiana State
Bohling, Dewey	HB	1960-61	Hardin-Simmons
Bollinger, Brooks	QB	2004-05	Wisconsin
Bookman, John	DB	1961	Miami
Boose, Dorian	DE	1998-00	Washington State
Booty, John	DB	1988-90	Texas Christian
Boozier, Emerson	RB	1966-75	Maryland State
Boyer, Mark	TE	1990-92	So. California
Brady, Kyle	TE	1995-98	Penn State
Brannan, Solomon	DB	1967	Morris Brown
Brien, Doug	K	2003-04	California
Briggs, Walter	QB	1987	Montclair State
Brim, Mike	CB	1991-92	Virginia Union
Brisby, Vincent	WR	2000	NE Louisiana
Brister, Bubby	QB	1995	NE Louisiana
Brister, Willie	TE	1974-75	Southern
Brock, Matt	DT	1995-96	Oregon
Brooks, Bob	HB	1961	Ohio
Brooks, Clifford	S	1976	Tennessee State
Brophy, Jay	LB	1987	Miami
Brown, Anthony (A.B.)	RB	1989-92	W. Virginia
Brown, Chris	T	1987	Lamar
Brown, Corwin	CB	1997-98	Michigan
Brown, James	T	1993-95	Virginia State
Brown, Mark	LB	2003-05	Auburn
Brown, Preston	WR	1983	Vanderbilt
Browne, Gordie	T	1974-75	Boston College
Browning, Charlie	HB	1965	Washington
Buckner, Nick	WR	1983-85	Syracuse
Bryant, Roderick	CB	2004	Idaho
Buckey, Don	WR	1976	No. Carolina State
Buckley, Terrell	CB	2004	Florida State
Budrewicz, Tom	G	1961	Brown
Burger, Todd	G	1998	Penn State
Burgess, Fermanza	S	1984	Morris Brown
Burke, Joe	RB	1987	Rutgers
Burke, John	TE	1997	Virginia Tech
Burkett, Chris	WR	1989-93	Jackson State
Burns, Bob	RB	1974	Georgia
Burns, Lamont	G-C	1997	E. Carolina
Burton, Al	DE	1977	Bethune-Cookman
Burton, Leon	HB	1960	Arizona State
Burton, Shane	DE-DT	2000-01	Tennessee
Butler, Bob	G	1963	Kentucky
Butler, Terry	RB	2005	Villanova
Buttle, Greg	LB	1976-84	Penn State
Byars, Keith	FB	1998	Ohio State
Byrd, Dennis	DT-DE	1989-92	Tulsa



Player	Pos	Years	College
Cadigan, Dave	G-T	1988-93	So. California
Cadrez, Glenn	LB	1992-95	Houston
Callahan, Dan	G	1960-61	Akron
Cambal, Dennis	TE	1973	William & Mary
Campbell, Ken	WR	1960	W. Chester State
Campbell, Khary	LB	2002-03	Bowling Green
Canley, Sheldon	RB	1992	San Jose State
Capria, Carl	S	1975	Purdue
Carpenter, Rob	WR-KR	1992-94	Syracuse
Carpenter, Ron	S-KR	1995-96	Miami (OH)
Carpenter, Steve	S	1980	Western Illinois
Carrell, Duane	P	1976-77	Florida State
Carroll, Jim	LB	1969	Notre Dame
Carson, Kern	HB	1965	San Diego State
Carter, Dexter	RB-KR	1995	Florida State
Carter, Gerald	WR	1980	Texas A&M
Carter, Jonathan	WR	2003-04	Troy State
Carter, Quincy	QB	2004	Georgia
Carter, Russell	DB	1984-87	SMU
Carter, Tyrone	S	2003	Minnesota
Cascadden, Chad	LB	1995-98	Wisconsin
Casillas, Tony	DT	1994-95	Oklahoma
Caster, Richard	TE-WR	1970-77	Jackson State
Ceaser, Curtis	WR	1995	Grambling
Celestin, Oliver	DB	2004-05	Texas Southern
Chaffey, Pat	RB	1992-93	Oregon State
Chalenski, Mike	DE-DT	1996	UCLA
Chatham, Matt	LB	2006-	So. Dakota
Chickillo, Tony	DE	1987	Miami
Chirico, John	RB	1987	Columbia
Chiebek, Ed	QB	1963	W. Michigan
Chomyszak, Steve	DT	1966	Syracuse
Chrebet, Wayne	WR	1995-05	Hofstra
Christy, Dick	HB-KR	1961-63	No. Carolina State
Christy, Earl	DB-KR	1966-68	Maryland State
Clemens, Kellen	QB	2006-	Oregon
Clement, Anthony	OT	2006-	Louisiana-Lafayette
Clements, Chuck	QB	1997	Houston
Clifton, Kyle	LB	1984-96	Texas Christian
Cobb, Reggie	RB	1996	Tennessee
Cockrell, Gene	T	1960-62	Hardin-Simmons
Cofield, Timmy	LB	1989	Elizabeth City State
Cole, Robin	LB	1988	New Mexico
Coleman, Drew	CB	2006-	TCU
Coleman, Erik	S	2004-	Washington State
Coleman, Keo	LB	1992	Mississippi State
Coleman, Marcus	CB	1996-01	Texas Tech
Coles, Laveranues	WR	2000-02, 2005-	Florida State
Collins, Trent	S	1987	San Diego State
Conrad, J.R.	C-T-G	1997	Oklahoma
Conway, Brett	K	2000	Penn State
Conway, Curtis	WR	2003	So. California
Cooke, Ed	DE	1960-63	Maryland
Coombs, Tom	TE	1982	Idaho
Cooper, Thurlow	TE	1960-62	Maine
Cornelson, Martin	C	1987	No. Carolina State
Corvino, Anthony	G-T	1987	So. Connecticut
Coss, Eric	G-C	1987	Temple
Cotchery, Jericho	WR	2004-	No. Carolina State
Cowart, Sam	LB	2002-04	Florida State
Cox, Bryan	LB	1998-00	W. Illinois
Crabbe, Bob	LB	1982-87	Notre Dame
Crane, Paul	LB	1966-72	Alabama
Criswell, Jeff	T	1988-94	Graceland (IA)
Crosby, Ron	LB	1979-83	Penn State
Crutchfield, Buddy	CB	1999	No. Carolina Central
Crutchfield, Dwayne	FB	1982-83	Iowa State
Cummings, Ed	LB	1964	Stanford
Cunningham, Eric	G	1979-80	Penn State

Player	Pos	Years	College
Curtis, Travis	S	1990	W. Virginia
<b>D</b>			
D'Agostino, Frank	G	1960	Auburn
D'Agostino, Lou	RB	1996	Rhode Island
D'Amato, Mike	DB	1968	Hofstra
Dailey, Casey	LB	1999	Northwestern
Darby, Paul	WR	1979-80	SW Texas State
Darling, James	LB	2001-02	Washington State
Davidson, Chy	WR	1984-85	Rhode Island
Davis, Bob	QB	1970-72	Virginia
Davis, Darrell	DE	1990-91	Texas Christian
Davis, Jerry	DB	1975	Morris Brown
Davis, Steve	RB	1975-76	Delaware State
Davis, Tyrone	TE-WR	1995-96	Virginia
Davison, Andrew	CB	2002	Kansas
Dawkins, Dale	WR	1990-93	Miami
Day, Terry	DE	1997	Mississippi State
Dearth, James	TE	2001-	Tarleton State (TX)
Defelice, Nick	T	1965-66	So. Connecticut
DeLoach, Ralph	DE	1981	California
DeLuca, Sam	G	1964-66	So. Carolina
Demory, Bill	QB	1973	Arizona
Dennis, Mike	CB	1984	Wyoming
Dennison, Glenn	TE	1984	Miami
Denson, Keith	WR-KR	1976	San Diego State
DeOssie, Steve	LB	1993	Boston College
Dierking, Scott	RB	1977-83	Purdue
Diggs, Shelton	WR	1977	So. California
Dixon, Cal	C	1992-95	Florida
Dixon, Ronnie	DT	1997	Cincinnati
Dixon, Titus	WR-KR	1989	Troy State
Dockery, John	CB-WR	1968-71	Harvard
Dombrowski, Leon	G	1960	Delaware
Domres, Marty	QB	1977	Columbia
Donnahoo, Roger	DB	1960	Michigan State
Dorow, Al	QB	1960-61	Michigan State
Douglas, Hugh	DE	1995-97	Central State (OH)
Dreessen, Joel	TE	2005	Colorado State
Dressel, Chris	TE	1989-91	Stanford
Duckworth, Robert	DB	1986	So. Mississippi
Dudek, Mitch	G	1966	Xavier
Duffy, Roger	C-G	1990-97	Penn State
Dukes, Mike	LB	1965	Clemson
Dunn, Damon	WR	2000	Stanford
Dunn, K.D.	TE	1988-89	Clemson
Dupre, Chuck	DB	1960	Baylor
Dwight, Tim	WR-PR	2006-	Iowa
Dykes, Donald	CB	1979-81	SE Louisiana
Dykes, Sean	CB	1987	Bowling Green
Dyson, Andre	CB	2006-	Utah
<b>E</b>			
Earley, Jim	FB	1978	Michigan State
Early, Quinn	WR	1999	Iowa
Eason, Tony	QB	1989-90	Illinois
Eatman, Irv	T	1991-92	UCLA
Ebersole, John	LB	1970-77	Penn State
Elam, Onzy	LB	1987-88	Tennessee State
Elder, Donnie	CB	1985	Memphis State
Eliopolus, Jim	LB	1983-85	Wyoming
Elliott, John (Jumbo)	T	1996-00, 2002	Michigan
Elliott, John	DT	1967-73	Texas
Ellis, Kwame	CB	1996	Stanford
Ellis, Roger	C	1960-62	Maine
Ellis, Shaun	DE	2000-	Tennessee
Enzor, Jamar	LB	2005	Cincinnati
Epps, Phillip	WR	1989	Texas Christian
Esiason, Boomer	QB	1993-95	Maryland
Evans, Donald	DT	1994-95	Winston-Salem State

Player	Pos	Years	College
Evans, Jim	WR	1964	Texas Western
Evans, Josh	DT	2002-04	Alabama-Birmingham

F			
Faola, Nuu	FB	1986-88	Hawaii
Fabini, Jason	T	1998-05	Cincinnati
Fagan, Julian	P	1973	Mississippi
Farasopoulos, Chris	S-KR	1971-73	Brigham Young
Farmer, Robert	RB	1999	Notre Dame
Farmer, Roger	WR	1979	Baker (KS)
Farrior, James	LB	1997-01	Virginia
Faulkner, Jeff	DT	1996	Southern
Faurot, Ron	DE-LB	1984-85	Arkansas
Felt, Dick	LB	1960-61	Brigham Young
Ferguson, Bill	DB	1973-74	San Diego State
Ferguson, D'Brickshaw	T	2006-	Virginia
Ferguson, Jason	DT	1997-04	Georgia
Ferguson, Nick	S	2000-02	Georgia Tech
Ficca, Dan	G	1963-66	So. California
Fiedler, Jay	QB	2005	Dartmouth
Fields, Jerry	LB	1961-62	Ohio State
Fields, Joe	C	1975-87	Widener
Finkles, Matt	LB	1997	Ohio State
Finnie, Roger	T-DT	1969-72	Florida A&M
Fishback, Joe	DB	1992	Carson-Newman
Flick, Tom	QB	1987	Washington
Flowers, Charlie	RB	1962	Mississippi
Flowers, Larry	S	1985	Texas Tech
Floyd, George	DB	1982-84	E. Kentucky
Flynn, Don	HB	1961	Houston
Foley, Dave	T	1969-71	Ohio State
Foley, Glenn	QB	1994-98	Boston College
Fontes, Wayne	DB	1962	Michigan State
Foster, Derrick	RB	1987	William Paterson
Foster, Jerome	DE	1986-87	Ohio State
Fournet, Sid	G	1962-63	Louisiana State
Fowler, Bob	FB	1962	Tennessee-Martin
Franks, Elvis	DE	1986	Morgan State
Frase, Paul	DE-DT	1988-94	Syracuse
Frost, Scott	S	1998-00	Nebraska
Furey, James	DB	1961	Kansas State

G			
Gaffney, Derrick	WR	1978-84	1987, Florida
Gaines, Clark	FB	1976-80	Wake Forest
Galbreath, Harry	G	1996	Tennessee
Galigher, Ed	DT-DE	1972-76	UCLA
Gallery, Nick	P	1998	Iowa
Galvin, John	LB	1988, 1990-91	Boston College
Gantt, Greg	P	1974-75	Alabama
Garalczyk, Mark	DE	1988	W. Michigan
Garbarczyk, Tony	DE	1987	Wake Forest
Gardner, Barry	LB	2005	Northwestern
Garnes, Sam	SS	2002-03	Cincinnati
Garrett, Carl	RB	1975	New Mexico Highlands
Gastineau, Mark	DE	1979-88	E. Central (OK)
Geier, Mitch	G-T	1987	Troy State
Giammona, Louie	RB-KR	1976	Utah State
Gisler, Mike	C-G	1998-99	Houston
Glenn, Aaron	CB	1994-01	Texas A&M
Glenn, Howard	G	1960	Linfield
Glenn, Jason	LB	2001-04	Texas A&M
Glenn, Kerry	CB	1985-89	Minnesota
Godfrey, Chris	DT	1980	Michigan
Goodwin, Jonathan	G	2002-05	Michigan
Gordon, Alex	LB	1987-89	Cincinnati
Gordon, Cornell	CB	1965-69	No. Carolina A&T
Gordon, Dwayne	LB	1997-00	New Hampshire
Gowin, Toby	P	2004	No. Texas
Gragg, Scott	T	2005	Montana

Player	Pos	Years	College
Graham, Ben	P	2005-	Deakin (Australia)
Graham, Don	LB	1988	Penn State
Graham, Jeff	WR	1996-97	Ohio State
Graham, Scottie	RB	1992	Ohio State
Grant, Reggie	DB	1978	Oregon
Graham, James (Larry)	LB	1960-72	Mississippi
Gray, Jim	DB	1966	Toledo
Gray, Moses	T	1961-62	Indiana
Green, Eric	TE	1999	Liberty
Green, John	QB	1962-63	Tennessee-Chattanooga
Green, Ray	CB	2003	So. Carolina
Green, Victor	SS	1993-01	Akron
Greenwood, Carl	CB	1995-96	UCLA
Gregory, Ken	WR	1963	Whittier
Gresham, Bob	RB	1975-76	W. Virginia
Griggs, Billy	TE	1985-89	Virginia
Grossart, Kyle	QB	1981	Oregon State
Grosscup, Clyde (Lee)	QB	1962	Utah
Gucciardo, Pat	DB	1966	Kent State
Guesman, Pat	DT-K	1960-63	W. Virginia
Guilbeau, David (Rusty)	LB-DE	1982-86	McNeese State
Gunn, Mark	DE	1991-94, 1996	Pittsburgh
Gunter, Greg	C	1985	C.W. Post

H			
Hagood, Jay	T	1997	Virginia Tech
Haight, Mike	G-T	1986-91	Iowa
Hall, Galen	QB	1963	Penn State
Hall, John	K	1997-02	Wisconsin
Hamilton, Bobby	DE	1996-99, 2006-	So. Mississippi
Hamilton, Harry	S	1984-87	Penn State
Hamilton, Rick	LB	1996	Central Florida
Hammond, Steve	LB	1988	Wake Forest
Hansen, Brian	P	1994-98	Sioux Falls
Hansen, Carl	DT	1998	Stanford
Hardee, Billy	CB	1977	Virginia Tech
Harkey, Steve	RB	1971-72	Georgia Tech
Harmon, Mike	WR	1983	Mississippi
Harper, Alan	DT	2004	Fresno State
Harper, Bruce	RB-KR	1977-84	Kutztown St.
Harper, Michael	WR-KR	1986-89	So. California
Harrell, Rick	C	1973	Clemson
Harris, Jim	DT	1965-67	Utah State
Hart, Pete	FB	1960	Hardin-Simmons
Haselrig, Carlton	G	1995	Pitt-Johnstown
Haselrig, Clint	WR	1976	Michigan
Haslett, Jim	LB	1987	Indiana (PA)
Hasty, James	CB	1988-94	Washington State
Hatchette, Matthew	WR	2001	Langston
Hayes, Chris	S	1997-01	Washington State
Hayes, Melvin	T	1995-96	Mississippi State
Hayes, Ray	DT	1968	Toledo
Hayes, Windrell	WR	2000	So. California
Haynes, Abner	HB	1967	No. Texas State
Heath, Jo Jo	DB	1987	Pittsburgh
Hector, Johnny	RB	1983-92	Texas A&M
Heeter, Gene	TE	1963-65	W. Virginia
Henderson, Jamie	CB	2001-04	Georgia
Henderson, Jerome	DB	1997-98	Clemson
Henke, Karl	DE	1968	Tulsa
Hennessy, John	DE-LB	1977-79	Michigan
Hennigan, Mike	LB	1976-78	Tennessee Tech
Herman, Dave	G	1964-73	Michigan State
Herndon, Don	DB	1960	Tampa
Hicks, Clifford	CB-KR	1993-94	Oregon
Hicks, Wilmer Kenzie (W.K.)	S	1970-72	Texas Southern
Hill, Winston	T	1963-76	Texas Southern
Hinton, Chuck	DT	1971	No. Carolina College
Hobson, Victor	LB	2003-	Michigan
Hodgins, James	FB	2006	San Jose State



Player	Pos	Years	College
Hoey, George	DB	1975	Michigan
Hogan, Marc	CB	1987	Tennessee
Hollomon, Gus	S	1970-72	Houston
Hollowell, T.J.	LB	2005	Nebraska
Holman, Scott	WR	1987	Oregon
Holmberg, Rob	LB	1998	Penn State
Holmes, Jerry	CB	1980-83	1986-87, W. Virginia
Holtz, Gordy	DT	1964	Minnesota
Hord, Ambrose (Roy)	G	1963	Duke
Houston, Bobby	LB	1991-96	No. Carolina State
Houston, Cedric	RB	2005-	Tennessee
Howard, Carl	CB	1985-90	Rutgers
Howard, Eric	DT	1995-96	Washington State
Howard, Harry	S	1976	Ohio State
Howell, Delles	CB	1973-75	Grambling
Howfield, Bobby	K	1971-73	None
Hudock, Mike	C	1960-65	Miami
Hudson, Jim	S	1965-70	Texas
Hudson, John	C	1996-99	Auburn
Humphrey, Bobby	CB, WR-KR	1984-89	New Mexico State
Humphrey, Tom	G	1987	Iowa
Hunter, Eddie	RB	1987	Virginia Tech
Hunter, Stan	WR	1987	Bowling Green
Hynes, Paul	DB	1961-62	Louisiana Tech

I			
Iacavazzi, Cosmo	FB	1965	Princeton
Iwanowski, Mark	TE	1978	Pennsylvania

J			
Jackson, Bobby	CB	1978-85	Florida State
Jackson, Charles	LB	1985-86	Washington
Jackson, Clarence (Jazz)	RB	1974-76	W. Kentucky
Jackson, Joe	DE	1972-73	New Mexico State
Jacobs, Dave	K	1979	Syracuse
Jacobs, Proverb	T	1961-62	California
Jamieson, Dick	QB	1960-61	Bradley
Janerette, Charlie	DT	1963	Penn State
Jarvis, Ralph	DE	1988	Temple
Jasper, Vince	G	1987	Iowa State
Jenkins, Kerry	G-T	1997-01	Troy State
Jennings, Dave	P	1985-87	St. Lawrence
Jerome, Jim	LB	1977	Syracuse
Joachim, Steve	QB	1976	Temple
Joe, Billy	FB	1967-68	Villanova
Johnson, Albert	WR	2003	So. Methodist
Johnson, Anthony	RB	1994	Notre Dame
Johnson, Darrien	DB	2005	Iowa
Johnson, Jesse	DB	1980-83	Colorado
Johnson, John (Curley)	P-RB	1961-69	Houston
Johnson, Johnny	RB	1993-94	San Jose State
Johnson, Kenneth	S	1990	Florida A&M
Johnson, Keyshaw	WR	1996-99	So. Carolina
Johnson, Leon	RB	1997-98	2000, No. Carolina
Johnson, Malcom	WR	2000	Notre Dame
Johnson, Mario	DT	1992	Missouri
Johnson, Olrick	LB	1999	Florida A&M
Johnson, Pepper	LB	1997-98	Ohio State
Johnson, Trevor	DE	2004-05	Nebraska
Johnson, Troy	LB	1990-91	Oklahoma
Johnston, Mark	DB	1964	Northwestern
Jolley, Doug	TE	2005	BYU
Jones, Adrian	T	2004-	Kansas
Jones, Bobby	WR	1978-82	None
Jones, Don	LB	1992-93	Washington
Jones, Gary	S	1995-96	Texas A&M
Jones, Jermaine	CB	1999	Northwestern State
Jones, Jimmie	DE	1969-70	Wichita State
Jones, John (J.J.)	QB	1975	Fisk
Jones, Johnny (Lam)	WR	1980-85	Texas

Player	Pos	Years	College
Jones, Ken	T	1987	Arkansas State
Jones, Lam	WR	1980-84	Texas
Jones, Marvin	LB	1993-03	Florida State
Jones, Scott	T	1990	Washington
Jordan, LaMont	RB-KR	2001-04	Maryland
Joseph, Vance	CB	1995	Colorado
Julian, Fred	DB	1960-61	Michigan

K			
Kalimer, Karl	TE	1962	Boston U.
Kassell, Brad	LB	2006-	No. Texas
Katcik, Joe	T	1960	Notre Dame
Katnik, Norm	C	2005-06	So. California
Kattus, Eric	TE	1992	Michigan
Keller, Larry	LB	1976-78	Houston
Kelly, Joe	LB	1990-92	Washington
Kelly, Pat	TE	1990-91	Syracuse
Kendall, Pete	G	2004-	Boston College
Kenerson, John	G	1962	Kentucky State
Kidd, John	P	1998	Northwestern
Kindig, Howard	C	1974	Cal State-Los Angeles
King, Gordon	T	1986-87	Stanford
King, Henry	DB	1967	Utah State
Kingsbury, Kliff	QB	2005	Texas Tech
Kirksey, Roy	G	1971-72	Maryland State
Klecko, Joe	DE-DT	1977-87	Temple
Kleiver, Victor (Rocky)	RB	1983-87	Montana
Klotz, Jack	T	1960-63	Penn Military
Knight, David	WR	1973-77	William & Mary
Knight, Leander	CB	1989	Montclair State
Koegel, Warren	C	1974	Penn State
Kors, R.J.	S	1991-92	Long Beach State
Kovac, Ed	HB	1962	Cincinnati
Krevis, Al	T	1976	Boston College
Kroll, Alex	C	1962	Rutgers
Kuirisko, Jamie	TE	1987	So. Connecticut

L			
Lageman, Jeff	DE-LB	1989-94	Virginia
Lamberti, Pasquale	HB	1961	Richmond
Lammons, Pete	TE	1961-71	Texas
Lane, Skip	CB	1984	Mississippi
Law, Ty	CB	2005	Michigan
Lawson, Al	WR	1963	Delaware State
Lawton, Luke	RB	2005	McNeese State
Leahy, Pat	K	1974-91	St. Louis
Ledyard, Courtney	LB	2000	Michigan State
Lee, Del	CB	1999	McNeese State
Legree, Lance	DT	2005	Notre Dame
Leonard, Cecil	DB	1969-70	Tuskegee
Lester, Lance	E	1960	None
LeSueur, Jeremy	S	2005	Michigan
Lewis, Kenny	RB	1980-81	1983, Virginia Tech
Lewis, Mo	Mo	1974-75	1991-03, Georgia
Lewis, Richard	LB	1974-75	Portland State
Lewis, Sherman	DB	1966-67	Michigan State
Lewis, Sid	CB	1987	Penn State
Lilja, George	T	1983-84	Michigan
Linhardt, Toni	K	1979	Austria Tech
Liske, Pete	QB-DB	1964	Penn State
Little, John	DT-DE	1970-74	Oklahoma State
Lockett, Kevin	WR	2003	Kansas State
Logan, Ernie	NT	1997-00	E. Carolina
Lomas, Mark	DT-DE	1970-74	No. Arizona
Long, Kevin	RB	1977-81	So. Carolina
Look, Dean	QB	1962	Michigan State
Lott, Ronnie	S	1993-94	So. California
Loverne, David	G	2000-01	San Jose State
Lowe, Omare	S	2003	Washington
Lowery, Nick	K	1994-96	Dartmouth

HISTORY

Player	Pos	Years	College
Lucas, Ray	QB	1997-00	Rutgers
Luscinski, Jim	T	1982	Norwich
Lusteg, Booth	K	1967	None
Lyle, Rick	DE	1997-01	Missouri
Lyles, Lester	S	1985-87	Virginia
Lynn, Johnny	DB	1979-86	UCLA
Lyons, Marty	DT-DE	1979-89	Alabama

M			
Mabra, Ron	CB	1977	Howard
Machado, J.P.	G-C	1999-03	Illinois
Mackey, Dee	TE	1963-65	E. Texas State
Mackey, Kyle	QB	1989	E. Texas State
Mackey, Robert	C	1960	Boston U.
Malamala, Siupeli	T	1992-97, 1999	Washington
Malone, Mark	QB	1989	San Diego State
Mangold, Nick	C	2006-	Ohio State
Marinano, Ed	RB	1976	Cornell
Marques, Robert	C	1960	Boston U.
Marshall, Charles (Tank)	DT	1977	Texas A&M
Marshall, Ed	WR	1976	Cameron State
Marshall, Leonard	DT	1993	Louisiana State
Marshall, Wilber	LB	1995	Florida
Martin, Blanche	HB	1960	Michigan State
Martin, Bob	LB	1976-79	Nebraska
Martin, Curtis	RB	1998-2005	Pittsburgh
Martin, Jamar	FB	2006	Ohio State
Martin, Saladin	DB	1980	San Diego State
Martin, Steve	DT	2001	Missouri
Martin, Tracy	WR	1987	North Dakota
Marvaso, Tommy	DB	1976-77	Cincinnati
Mason, Eddie	LB	1995	No. Carolina
Mathis, Bill	RB	1960-69	Clemson
Mathis, Terance	WR-KR	1990-93	New Mexico
Matich, Trevor	C-G-T-TE	1990-91	Brigham Young
Matlock, John	CB	1967	Miami (FL)
Mawae, Kevin	C	1998-05	Louisiana State
May, Sherriden	FB	1995-96	Idaho
Mayes, Mike	CB	1990	Louisiana State
Maynard, Don	WR	1960-72	Texas Western
McAdams, Bob	DE	1963-64	No. Carolina College
McAdams, Carl	DT-LB	1967-69	Oklahoma
McArthur, Kevin	LB	1986-89	Lamar
McCarreins, Justin	WR	2004-	No. Illinois
McCartney, Pete	G	1987	Louisville
McChesney, Matt	DT	2005	Colorado
McClain, Clifford	RB	1970-73	So. Carolina State
McClover, Darrell	LB	2004-05	Miami
McCusker, Jim	T	1964	Pittsburgh
McDaniel, Ed (Wahoo)	LB	1964-65	Oklahoma
McElroy, Reggie	T	1983-89	W. Texas State
McGlasson, Ed	C	1979	Youngstown State
McGlockton, Chester	DT	2003	Clemson
McGraw, Jon	S	2002-04	Kansas State
McIver, Everett	T	1994-95	Elizabeth City State
McKenzie, Kareem	T	2001-04	Penn State
McKibben, Mike	LB	1979-80	Kent State
McMillan, Erik	S	1988-92	Missouri
McMullan, John	G	1960-62	Notre Dame
McNeil, Emanuel	DT	1990	Tennessee-Martin
McNeil, Freeman	RB	1981-92	UCLA
Meggett, David	RB	1998	Towson State
Mehl, Lance	LB	1980-87	Penn State
Mercein, Chuck	RB	1970	Yale
Mercer, Giradie	DT	2002	Marshall
Merrill, Mark	LB	1978-79	Minnesota
Merrweather, Mike	LB	1993	Pacific
Mersereau, Scott	DT-DE	1987-93	So. Connecticut
Miano, Rich	S	1985-89	Hawaii
Michaels, Walt	LB	1963	Washington & Lee

Player	Pos	Years	College
Mickens, Ray	CB	1996-04	Texas A&M
Middendorf, Dave	G	1970	Washington State
Miller, Brett	T	1990-92	Iowa
Miller, Justin	CB	2005-	Clemson
Minter, Cedric	RB	1984-85	Boise State
Mirer, Rick	QB	1999	Notre Dame
Mischak, Bob	G	1960-62	Army
Mitchell, Johnny	TE	1992-95	Nebraska
Mitchell, Michael	CB	1989	Howard Payne
Mock, Mike	LB	1978	Texas Tech
Monger, Matt	LB	1985-87	Oklahoma State
Monk, Art	WR	1994	Syracuse
Moore, Brandon	G	2003-	Illinois
Moore, Derland	DT	1986	Oklahoma
Moore, Rashad	DT	2006	Tennessee
Moore, Rob	WR	1990-94	Syracuse
Moore, Ronald	RB	1995-96	Pittsburg State
Mooring, John	G	1971-73	Tampa
Moreino, Joe	DE	1978	Idaho State
Moreland, Earthwind	CB	2000	Georgia Southern
Moreland, Jake	RB-TE	2000	W. Michigan
Morelli, Francis	T	1962	Colgate
Moresco, Tim	S	1978-80	Syracuse
Morley, Steve	T-G	2005	St. Mary's (Canada)
Morton, Chad	RB-KR	2001-02	So. California
Moses, Kelvin	LB	2001-03	Wake Forest
Mosley, C.J.	DT	2006-	Missouri
Moss, Santana	WR-KR	2001-04	Miami
Mott, Joe	LB	1989-90	Iowa
Mullen, Davlin	CB	1983-86	W. Kentucky
Mulligan, Wayne	C	1974-75	Clemson
Mumley, Nick	DE	1960-62	Purdue
Murray, Dan	LB	1990	E. Stroudsburg
Murrell, Adrian	RB	1993-97	W. Virginia
Myers, Ryan	LB	2005-06	Akron

N			
Nagle, Browning	QB	1991-93	Louisville
Namath, Joe	QB	1965-76	Alabama
Nance, Jim	RB	1973	Syracuse
Neal, Lorenzo	RB	1997	Fresno State
Neal, Richard	DT-DE	1973-77	Southern
Neidert, John	LB	1968-69	Louisville
Neill, Kenny	DE	1981-83	Iowa State
Neubert, Keith	TE	1988-89	Nebraska
Newman, Tim	RB	1987	Johnson C. Smith
Newsome, Billy	DE	1975-76	Grambling
Newton, Tom	RB	1977-82	California
Nichols, Gerald	DT	1987-90	Florida State
Nienhuis, Doug	G	2005	Oregon State
Nock, George	RB	1969-71	Morgan State
Norrie, David	QB	1987	UCLA
Nugent, Mike	K	2005-	Ohio State

O			
O'Brien, Ken	QB	1983-92	Cal-Davis
O'Connor, Tom	P	1987	Boston C.
O'Donnell, Neil	QB	1996-97	Maryland
O'Dwyer, Matt	G	1995-98	Northwestern
O'Mahoney, Jim	LB	1965-66	Miami
O'Neal, Steve	P	1969-72	Texas A&M
O'Neill, Bob	G	1961	Notre Dame
O'Sullivan, Dennis	C	2002	Tulane
Odegard, Don Boyd	CB-KR	1990-91	UNLV
Ogbogu, Eric	DE	1998-01	Maryland
Oglesby, Alfred	DT	1994	Houston
Oliver, Jeff	G	1989	Boston C.
Onkotz, Dennis	LB	1970	Penn State
Osborne, Rich	TE	1976	Texas A&M
Owens, Burgess	S	1973-79	Miami





Player	Pos	Years	College
--------	-----	-------	---------

Owens, Marv	WR	1974	San Diego State
<b>P</b>			
Pagel, Derek	S	2003-04	Iowa
Pagliei, Joe	FB	1960	Clemson
Paige, Tony	FB	1984-86	Virginia Tech
Palelei, Lonnie	G-T	1997	UNLV
Palewicz, Al	LB	1977	Miami
Palmer, Scott	DT	1971	Texas
Parilli, Vito (Babe)	QB	1968-69	Kentucky
Parker, Artimus	S	1977	So. California
Parker, Orlando	WR	1994	Troy State
Parks, Tommy	P	2001	Mississippi State
Parmalee, Bernie	RB	1999-00	Ball State
Parrish, James	T	1996	Temple
Pashe, Bill	DB	1964	George Washington
Paulson, Dainard	DB	1961-66	Oregon State
Pellegrini, Joe	DT	1978-79	Idaho
Pellegrini, Joe	C-G	1982-83	Harvard
Pennington, Chad	QB	2000-	Marshall
Penrose, Craig	QB	1980	San Diego State
Perkins, Bill	RB	1963	Iowa
Perrault, Pete	T-G	1963-67, 1969-70	Boston U.
Phifer, Roman	LB	1999-00	UCLA
Philbin, Gerry	DE	1964-72	Buffalo
Piccone, Lou	WR-KR	1974-76	W. Liberty State
Pickel, Bill	DT	1991-94	Rutgers
Pieri, Damon	S	1993	San Diego State
Pillers, Lawrence	DE	1976-80	Alcorn State
Pleasant, Anthony	DE	1998-99	Tennessee State
Plunkett, Sherman	T	1963-67	Maryland State
Poole, Steve	LB	1976	Tennessee
Pope, Daniel	P	2001	Alabama
Porter, Kevin	S	1992	Auburn
Poteat, Hank	CB	2006-	Pittsburgh
Pouha, Sione	DT	2005-	Utah
Powell, Art	WR	1960-62	San Jose State
Powell, Craig	LB	1998	Ohio State
Powell, Darnell	RB	1978	Tennessee-Chattanooga
Powell, Marvin	T	1977-85	So. California
Price, Dennis	DB	1991-92	UCLA
Price, Jim	LB	1963	Auburn
Prior, Anthony	CB	1993-95	Washington State
Prokop, Joe	P	1988-90	Cal Poly-Pomona
Prout, Bob	S	1975	Knox
Puetz, Garry	G-T	1973-78	Valparaiso

<b>R</b>			
----------	--	--	--

Raba, Bob	TE	1977-79	Maryland
Radachowsky, George	S	1987-89	Boston College
Rademacher, Bill	DB-WR	1964-68	No. Michigan
Rafferty, Ian	T	1999	No. Carolina State
Ragusa, Pat	K	1987	St. John's
Ramsey, Chuck	P	1977-84	Wake Forest
Ramsey, Patrick	QB	2006	Tulane
Randall, Dennis	DT	1967	Oklahoma State
Rashed, Kenyon	RB	1995	Oklahoma
Rasmussen, Randy	G	1967-81	Kearney State
Ray, Darrol	FS	1980-84	Oklahoma
Rechichar, Bert	FB	1961	Tennessee
Reed, James	DT	2001-05	Iowa State
Reed, Mark	QB	1984	Moorhead State
Reese, Steve	LB	1974-75	Louisville
Reich, Frank	QB	1996	Maryland
Reifsnnyder, Bob	DE	1960-61	Navy
Renn, Bobby	DB-WR	1961	Florida State
Rhodes, Kerry	S	2005-	Louisville
Richards, Jim	S	1968-69	Virginia Tech
Richards, Perry	WR	1962	Detroit
Richardson, Huey	DE	1992	Florida

Player	Pos	Years	College
--------	-----	-------	---------

Richardson, Jeff	G	1967-68	Michigan State
Riddle, Ryan	LB	2006	California
Ridgeway, Dante	WR	2005	Ball State
Riggins, John	FB	1971-75	Kansas
Riley, Bobby	WR	1987	Oklahoma State
Riley, Eric	TE	1987	E. Washington
Riley, Larry	CB	1978	Salem (WV)
Riley, Leon	DB	1961-62	Detroit
Rivers, Jamie	LB	1974-75	Bowling Green
Roach, Travis	G	1974	Texas
Roberts, Wesley	DE	1980	Texas Christian
Roberts, William	G	1997	Ohio State
Robertson, Dewayne	DT	2003-	Kentucky
Robinson, Bill	HB	1960	Lincoln
Robinson, Damien	S	2001-02	Iowa
Robinson, Gregg	DE-DT	1978	Dartmouth
Robinson, Jerry	WR	1965	Grambling
Robinson, Larry	CB	1987	NW Louisiana
Robinson, Matt	QB	1977-79	Georgia
Rochester, Paul	DT	1963-69	Michigan State
Rogers, Steve	RB	1976	Louisiana State
Roman, John	T	1976-82	Idaho State
Rose, Ken	LB	1987-89	UNLV
Rosecrans, Jim	LB	1976	Penn State
Ross, David	E	1960-61	Los Angeles State
Rowley, Bob	LB	1964	Virginia
Rudolph, Ben	DT	1981-86	Long Beach State
Rudolph, Coleman	DE-DT	1993	Georgia Tech
Russ, Carl	LB	1976-77	Michigan
Ryan, Joe	E	1960	Villanova
Ryan, Pat	QB	1978-89	Tennessee
Ryan, Sean	TE	2006-	Boston C.

<b>S</b>			
----------	--	--	--

Sadowski, Troy	TE	1992-93	Georgia
Saidock, Tom	DT	1960-61	Michigan State
Salaam, Abdul (Larry Faulk)	DT	1976-83	Kent State
Sample, Johnny	CB	1966-68	Maryland State
Sams, Ron	C-G	1986	Pittsburgh
Sapienza, Rick	HB	1960	Villanova
Satterwhite, Howard	WR	1976	Sam Houston State
Sauer Jr., George	WR	1965-70	Texas
Schlegel, Anthony	LB	2006-	Ohio State
Sawyer, Corey	CB	1999	Florida State
Schmidt, Henry	DT	1966	So. California
Schmiesing, Joe	DT	1974	New Mexico State
Schmitt, John	C	1964-73	Hofstra
Schreiber, Adam	C	1988-89	Texas
Schroy, Ken	SS	1977-84	Maryland
Schwedes, Gerhard	FB	1960	Syracuse
Schweickert, Bob	WR	1965-67	Virginia Tech
Scott, Todd	S	1995	SW Louisiana
Scott, Tony	CB	2000-01	No. Carolina State
Scrabies, Bob	QB	1960-62	Penn State
Seiler, Paul	T-C	1967, 1969	Notre Dame
Shepard, Jacoby	CB	2003	Oklahoma State
Shields, Billy	T	1985	Georgia Tech
Shockley, Bill	HB-K	1960-62	W. Chester State
Shuler, Mickey	TE	1978-89	Penn State
Shumate, Mark	DE	1985	Wisconsin
Silvestri, Don	K	1995-96	Pittsburgh
Simkus, Arnie	DT	1965	Michigan
Singer, Curt	T	1989	Tennessee
Slaughter, Webster	WR	1996	San Diego State
Smith, Allen	HB	1966	Findlay
Smith, Brad	WR/RB	2006-	Missouri
Smith, Brent	G-T	2003-04	Mississippi State
Smith, Eric	S	2006-	Michigan State
Smith, Don	DT	1987	Miami
Smith, Otis	CB	1995-98	Missouri

HISTORY

Player	Pos	Years	College
Smith, Reggie	WR-KR	1987	No. Carolina Central
Smith, Wade	OL	2006-	Memphis
Smolinski, Mark	RB-TE	1963-68	Wyoming
Snell, Matt	FB	1964-72	Ohio State
Sohn, Kurt	WR-KR	1981-88	Fordham
Songin, Ed (Butch)	QB	1962	Boston C.
Songy, Treg	CB	1987	Tulane
Sowell, Jerald	FB	1997-05	Tulane
Sowells, Rich	CB	1971-76	Alcorn A&M
Spence, Blake	TE	1998-99	Oregon
Spencer, Cody	LB	2006-	No. Texas
Spicer, Rob	LB	1973	Indiana
Spindler, Marc	DT	1995-96	Pittsburgh
Springs, Kirk	DB	1981-85	Miami (OH)
Stallworth, Ron	DE	1989-90	Auburn
Stargell, Tony	CB	1990-91	Tennessee State
Starks, Marshall	DB	1963-64	Illinois
Staurovsky, Jason	K	1992	Tulsa
Stephens, Bruce	WR-KR	1978	Columbia
Stephens, Harold (Hayseed)	QB	1962	Hardin-Simmons
Stephens, Mac	LB	1990	Minnesota
Stephens, Steve	TE	1981	Oklahoma State
Stewart, Daleroy	DT	2004	So. Mississippi
Stewart, Quincy	LB	2003	Louisiana Tech
Stewart, Wayne	TE	1969-72	California
Stone, Dwight	WR-KR	1999-00	E. Tennessee State
Stoutmire, Omar	S	1999	Fresno State
Strait, Derrick	CB	2004-06	Oklahoma
Stricker, Tony	DB	1963	Colorado
Stromberg, Mike	LB	1968	Temple
Strugar, George	DT	1962-63	Washington
Stryzinski, Dan	P	2003	Indiana
Stuckey, Jim	DE	1986	Clemson
Studdard, Vern	WR-KR	1971	Mississippi
Suggs, Shafer	DB	1976-80	Ball State
Sullivan, John	LB	1979-80	Illinois
Svihus, Bob	T	1971-73	So. California
Swayne, Kevin	WR	2001-03	Wayne State
Sweeney, Jim	C-G-T	1984-94	Pittsburgh
Sweet, Tony	TE	1987	Montclair State
Swinney, Clovis	DT	1971	Arkansas State
Sydney, Jeff	WR-KR	1995	Hawaii
Syvrrud, J.J.	LB	1999	Jamestown
Szaro, Rich	K	1979	Harvard
Szott, Dave	G	2002-03	Penn State

T			
Talamini, Bob	G	1968	Kentucky
Taliaferro, Mike	QB	1964-67	Illinois
Tannen, Steve	DB	1970-74	Florida
Taylor, Ed	CB	1975-79	Memphis State
Taylor, Michael	LB	1972-73	Michigan
Taylor, Troy	QB	1990-91	California
Taylor, William (Billy)	RB	1981	Texas Tech
Terrell, Pat	S	1994	Notre Dame
Terry, Rick	DT	1997	No. Carolina
Testaverde, Vinny	QB	1998-03, 2005	Miami (FL)
Tharp, Tom (Corky)	DB	1960	Alabama
Thomas, Blair	RB	1990-93	Penn State
Thomas, Bryan	DE	2002-	Alabama-Birmingham
Thomas, Earlie	CB	1970-74	Colorado State
Thomas, Eric	CB	1993-94	Tulane
Thomas, John	T	1987	Toledo
Thomas, Randy	G	1999-02	Mississippi State
Thompson, Jamie	S	2006-	Oklahoma State
Thompson, Steve	DT	1968-70, 1972-73	Washington
Thornton, James	TE	1993-94	Cal-Fullerton
Tiller, Jim	HB	1962	Purdue
Todd, Joe	LB	2001	Hofstra
Todd, Richard	QB	1976-83	Alabama

Player	Pos	Years	College
Tongue, Reggie	S	2004	Oregon State
Toon, Al	WR	1985-92	Wisconsin
Torczon, LaVerne	DE	1962-65	Nebraska
Townsell, JoJo	WR-KR	1985-90	UCLA
Trudeau, Jack	QB	1994	Illinois
Tupa, Tom	P-QB	1999-01	Ohio State
Turk, Godwin	LB	1974-75	Southern
Turk, Matt	P	2002	Wisconsin-Whitewater
Turner, Harley (Rocky)	WR-S	1972-73	Tenn.-Chattanooga
Turner, Jim	K-QB	1964-70	Utah State
Turner, Marcus	DB	1992-95	UCLA
Turner, Maurice	RB	1987	Utah State
Turner, Robert (Bake)	WR	1963-69	Texas Tech
Turner, Vince	DB	1964	Missouri
Tutt, Stacy	FB	2006-	Richmond
Tyler, Maurice	CB	1977	Morgan State

V			
Van Dyke, Alex	WR	1996-98	Nevada
Van Galder, Tim	QB	1973	Missouri
Vick, Roger	FB	1987-89	Texas A&M
Vilma, Jonathan	LB	2004-	Miami
von Oelhoffen, Kim	DT	2006-	Boise State

W			
Waldemore, Stan	C-G-T	1978-84	Nebraska
Walker, Donnie	FS	1975	Central State (OH)
Walker, Wesley	WR	1977-89	California
Walls, Henry	LB	1987	Clemson
Walsh, Ed	T	1961	Penn Military
Walters, Matt	DE	2003	Miami
Walton, Sam	T	1968-69	E. Texas State
Ward, Chris	T	1978-83	Ohio State
Ward, Dedic	WR	1997-00	No. Iowa
Washington, Al	LB	1981	Ohio State
Washington, Brian	S	1990-94	Nebraska
Washington, Clyde	DB	1963-65	Purdue
Washington, Leon	RB	2006-	Florida State
Washington, Marvin	DE	1989-96	Idaho
Washington, Rashad	S	2004-	Kansas State
Waskiewicz, Jim	LB	1966-67	Wichita State
Watters, Bob	DE	1962-64	Lincoln
Webster, Larry	DT	2002	Maryland
Wegert, Ted	HB	1960	None
Weir, Sammy	WR	1966	Arkansas State
Wellsandt, Doug	TE	1990	Washington State
Werl, Bob	DE	1966	Miami
Werner, Greg	TE	1989	DePauw
West, David	DB	1963	Central State-OK
West, Mel	HB	1961-63	Missouri
West, Willie	DB	1964-65	Oregon
Wetzel, Marty	LB	1981	Tulane
Whisenand, Ken	TE	1991-92	Georgia Tech
White, Charlie	RB	1977	Bethune-Cookman
White, Dwayne	G	1990-94	Alcorn State
White, Lee	RB	1968-70	Weber State
White, Steve	DE	2002	Tennessee
Whitlatch, Blake	LB	1978	Louisiana State
Wiegmann, Casey	C	1997	Iowa
Wiggins, Jermaine	TE	2000	Georgia
Wilcox, Daniel	TE	2001	Appalachian State
Wilder, Bert	DT	1964-67	No. Carolina State
Williams, Brent	DE	1996	Toledo
Williams, David	T	1996-97	Florida
Williams Jr., Harry	WR	2005	Tuskegee
Williams, Kevin	S	1998-00	Oklahoma State
Williams, Terry	CB	1988-89	Bethune-Cookman
Willig, Matt	T	1993-95	So. California
Wills, Ladell	LB	1987	Jackson State
Wilson, Charles	WR	1995	Memphis



Player	Pos	Years	College
Wilson, Karl	DE	1992-93	Louisiana State
Wiltz, Jason	DT	1999-00	Nebraska
Wing, Chris	LB	1997	Boise State
Winkel, Bob	DT	1979-80	Kentucky
Wisdom, Terrance	G	1995	Syracuse
Wise, Phil	S	1971-76	Nebraska-Omaha
Withycombe, Mike	T	1988-89	Fresno State
Wiltech, Mike	LB	1987	Northwestern
Wood, Bill	DB	1963	W. Virginia Wesleyan
Wood, Malcolm (Dick)	QB	1963-64	Auburn
Wood, Richard	LB	1975	So. California
Woodall, Frank (Al)	QB	1969-74	Duke
Woodbury, Tory	QB	2001-02	Winston-Salem State
Woodring, John	LB	1981-85	Brown
Woods, Larry	DT	1974-75	Tennessee State
Woods, Robert	T	1973-77	Tennessee State
Word, Roscoe	CB-KR	1974-76	Jackson State
Wren, Lowe	DB	1961	Missouri
Wright, Gordon	G	1969	Delaware State

Player	Pos	Years	College
Wright, Kenyatta	LB	2003-05	Oklahoma State
Wright, Wallace	WR	2006*	No. Carolina

Player	Pos	Years	College
Yarborough, Ryan	WR	1994-95	Wyoming
Yearby, Bill	DT	1966	Michigan
Yeast, Craig	WR-KR	2001	Kentucky
Yohn, John (Dave)	LB	1963	Gettysburg
Young, David	S	2003	Georgia Southern
Young, Lonnie	S	1991-93, 1995-96	Michigan State
Young, Ryan	T	1999-01	Kansas State
Youngeleman, Sid	DE	1960-61	Alabama
Yovanovits, Dave	G	2004	Temple

Player	Pos	Years	College
Zapalac, Bill	DE-LB	1971-73	Texas
Zawatson, Dave	G-T	1990	California
Zomalt, Eric	SS	1996	California
Zordich, Mike	S	1987-88	Penn State

## NON-PARTICIPATING PLAYERS

### PLAYERS WHO APPEARED ON THE JETS' ROSTER BUT DID NOT APPEAR IN A GAME FOR THE JETS DURING THE YEAR INDICATED (SINCE 1989)

Anderson, Maurice, DT, Virginia (2000)	Hilton, Zach, TE, North Carolina (2006)	Oglesby, Alfred, DT, Houston (1993, 1995)
Anderson, Stevie, WR, Grambling State (1993)	Husak, Todd, QB, Stanford (2002)	Paci, John, QB, Indiana (1996)
Bell, Geno, DT, Arkansas (1998)	Johnson, Mario, DT, Missouri (1993)	Rambo, Ken-Yon, RB, Ohio State (2003)
Bernstein, Alex, G, Amherst (1998)	Johnson, Trevor, DE, Nebraska (2006)	Ray, Ricky, QB, Sacramento State (2004)
Blake, Jeff, QB, East Carolina (1993)	Karczewski, Doug, G, Virginia (1998)	Reese, Johnathan, RB, Columbia (2003, 2004)
Blanton, Ed, T, UCLA (2006)	Kitchings, Desmond, WR, Furman (2000)	Rudolph, Coleman, DL, Georgia Tech (1994)
Bollinger, Brooks, QB, Wisconsin (2003)	Kleinhesselink, Riley, DE (2001)	Scott, Guss, CB, Florida (2006)
Brown, Lance, CB, Indiana (1996)	Lester, Fred, FB, Alabama A&M (1994)	Shedd, Kenny, WR, Northern Iowa (1993, 1994)
Bundren, Jim, OL, Clemson (1998)	Loverne, Dave, T, San Jose State (1999)	Slaughter, Chad, T, Alcorn State (2000)
Carter, Jonathan, WR, Troy State (2002)	Malamala, Siupeli, T, Washington (1998)	Snell, Issac, OL, North Dakota State (2005)
Cavka, Marko, T, Sacramento State (2004)	Marshall, Anthony, S, Louisiana State (1997)	Terry, Rick, DT, North Carolina (1998)
Caylor, Drew, C, Stanford (2004)	Martin, Jamie, QB, Weber State (2003)	Thorpe, Deron, T, Nevada (1997)
Cecere, Mike, DE, Delaware (2001)	McIver, Everett, LT, Elizabeth City State (1993)	Ware, David, T, Virginia (1993)
Fiore, Dave, G, Hofstra (1996)	Mercer, Giradie, DT, Marshall (2001)	Wiegmann, Casey, C, Iowa (1996)
Goddard, Na'Shan, OL, South Carolina (2006)	Moreland, Jake, TE, Western Michigan (2001)	Wilhelm, Erik, QB, Oregon State (1995)
Goodspeed, Dan, OL, Kent State (2001)	Nimmo, Lance, T, West Virginia (2003)	Willig, Matt, T, Southern California (1992)
Green, Cornell, T, Central Florida (2000, 2001)	Norseth, Mike, QB, Kansas (1992)	Wisdom, Terrence, G, Syracuse (1994)
Hamilton, Lawrence, WR, Stephen F. Austin (2003)	O'Neill, Pat, K, Syracuse (1995)	Yovanovits, Dave, G, Temple (2003)
Harper, Alan, DT, Fresno State (2002, 2003)	O'Sullivan, Dennis, C, Tulane (1999)	

## PRACTICE SQUAD

### PRACTICE SQUAD PLAYERS WHO DID NOT MAKE JETS' ACTIVE ROSTER IN YEAR INDICATED (SINCE INCEPTION OF PRACTICE SQUAD IN 1989)

Adams, Darrell, DE, Villanova (2006)	Hayes, Mark, T, Arizona State (1991)	Myers, Leonard, CB, Miami (FL) (2003)
Adams, Titus, DL, Texas (2006)	Hodge, Alfonso, CB, Miami (OH) (2006)	Nelson, Chico, FS, Ohio State (1994)
Allen, Alan, WR, Idaho (1995)	Hofland, Mark, T, Maryland (1990)	Nerys, Jason, G, Delaware (2004)
Alston, Corey, WR, Western Michigan (2001)	Husak, Todd, QB, Stanford (2001)	Newman, David, TE, Louisiana Tech (2001)
Anthony, Corwin, TE, UCLA (1991)	Jackson, Marlon, RB, Saginaw Valley State (2000, 2001)	O'Sullivan, Dennis, C, Tulane (2001)
Barnes, Reggie, RB, Delaware State (1989)	Jenkins, Pepper, LB, Long Beach State (1991)	Ofenhuessle, Will, T, Tennessee (2003)
Bell, Geno, DT, Auburn (1999)	Johnson, Alonzo, WR, Central State (1997)	Peko, Siitupe, OL, Michigan State (2001)
Bell, Grantis, WR, West Virginia (1990)	Jones, Clarence, WR, Tennessee State (1996)	Player, Scott, P, Florida State (1997)
Bradley, James, WR, Michigan State (1991)	Karczewski, Doug, G, Virginia (1999)	Prior, Anthony, DB, Washington State (1992)
Bragg, Craig, WR, UCLA (2005)	Kearney, Carl, WR, Georgia Southern (2004)	Rafferty, Ian, T, North Carolina State (2000)
Brazzell, Chris, WR, Angelo State (1998)	Kenney, Brad, DT, The Citadel (1996)	Rawlings, Josh, T, Minnesota (2001)
Bryant, Blaise, RB, Iowa State (1991)	Kinard, Leroy, RB, Liberty (1991)	Reese, Johnathan, RB, Columbia (2002)
Burke, Paul, TE, Idaho (1994)	King, Michael, OL, Northwestern State (LA) (2005)	Riley, Phillip, WR, Florida State (1996)
Burman, Jon, T, Illinois (1989)	Kowalewski, Joe, TE, Syracuse (2006)	Seals, Richard, DT, Utah (2000)
Burnell, Keith, RB/WR, Delaware (2003, 2004)	Kracalik, Mike, OL, San Diego State (2005)	Snell, Issac, OL, North Dakota State (2006)
Burns, Lamont, G, East Carolina (1998)	Kurz, Todd, P, Illinois State (1997)	Stark, Troy, T, Georgia (1996)
Cash, Ataveus, WR, Hampton (2002)	Lamkin, Corey, TE, Texas A&M-Corpus Christi (2005)	Stephens, Richard, OT, Tulsa (1989)
Conway, Brett, K, Penn State (1998)	Lockhart, Radell, DL, Catawba (2005)	Stewart, Vince, DT, Penn State (1995)
Davison, Andrew, DB, Kansas (2004)	Maddox, Andre, S, North Carolina State (2006)	Strojin, Drew, OT, Duke (2005)
Derby, Glenn, T, Wisconsin (1989)	Mailo, Faesea, G, USC (2002)	Stubbs, Terrence, WR, Temple (2004)
Donald, Tony, TE, Western State (CO) (2004)	Manupuna, Vaka, DT, Colorado (2006)	Studdstill, David, S, West Virginia (1995)
Farmer, Robert, RB, Notre Dame (1997, 1998)	Mariscal, Mark, P, Colorado (2003)	Syvrrud, J.J., LB, Jamestown (ND) (2000)
Fitch, Zarnell, DT, TCU (2006)	Marshall, Keyonta, DT, Grand Valley State (2006)	Thomas, Sloan, WR, Texas (2006)
Flowers, Little John, RB, Michigan State (2002, 2003)	McChesney, Matt, DT, Colorado (2006)	Turner, Rob, WR, Central Michigan (2003)
Gaine, Brian, TE, Maine (1996)	McCullough, Russ, T, Missouri (1993)	Ward, Derrick, FB, Ottawa (2004)
Gallery, Nick, P, Iowa (1997)	McGill, Tim, DT, Illinois (2004)	Weaver, Jarrell, S, Miami (FL) (2004)
Gessner, Chas, WR, Brown (2004)	Megna, Marc, LB, Richmond (1999)	White, Jose, DL, Howard (1996)
Green, Yatil, WR, Miami (FL) (2000)	Millen, Alec, T, Georgia (1993)	Wilcox, Daniel, TE, Appalachian State (2002)
Guest, Craig, LB, Buffalo (1997)	Missant, Charles, C, Western Michigan (2006)	Williams, Renaud, LB, Hofstra (2005)
Hayle, Dennis, LB, Virginia (2005)	Moore, Brandon, G, Illinois (2002, 2003)	Williams, Wayne, CB, Louisiana State (1992)
Hannah, Shane, G, Michigan State (1997)	Moore, Cecil, WR, East Tennessee State (2003)	Witherspoon, Jovan, WR, Central Michigan (2005)
Hansen, Carl, DT, Stanford (1999)	Moore, Reggie, WR, UCLA (1991, 1992)	Young, Allen, DE, Vanderbilt (1995)
Harrell, Reggie, WR, TCU (2005)	Munch, John, LB, Illinois Wesleyan (1998)	
Hart, Lawrence, TE, Southern (LA) (1998, 1999)	Musso, Brian, WR, Northwestern (1998)	



## ALL-TIME NUMERICAL ROSTER (THROUGH 2006 SEASON)

1	Player	Pos	Years
	Mike Adamle	RB	1973-74
	Dave Jacobs	K	1979
	Brett Conway	K	2000
	Matt Turk	P	2002
	Mike Nugent	K	2005-

2	Player	Pos	Years
	Bill Atkins	DB	1962-63
	Vince Turner	DB	1964
	Raul Allegre	K	1991

3	Player	Pos	Years
	Bobby Howfield	K	1971-73
	Duane Carrell	P	1976-77
	Rick Mirer	QB	1999
	Kliff Kingsbury	QB	2005

4	Player	Pos	Years
	Pat Ryan	QB	1978-80
	Dave Jennings	P	1987
	Louie Aquilar	P-K	1991-93
	Glenn Foley	QB	1995-98
	Toby Gowin	P	2004

5	Player	Pos	Years
	Booth Lustig	K	1967
	Pat Leahy	K	1975-91
	Don Silvestri	K	1995-96
	Brooks Bollinger	QB	2003-05

6	Player	Pos	Years
	Bill Demory	QB	1973
	Joe Prokop	P	1988-90
	Bubby Bristler	QB	1995
	Ray Lucas	QB	1998-2000
	Doug Brien	K	2003-04
	Kellen Clemens	QB	2006

7	Player	Pos	Years
	Sherman Lewis	DB	1966-67
	Ed Bell	WR	1970-75
	Ken O'Brien	QB	1984-92
	Boomer Esiason	QB	1993-95
	Frank Reich	QB	1996
	Chuck Clements	QB	1997
	Tom Tupa	P-QB	1999-2001
	Ben Graham	P	2005-

8	Player	Pos	Years
	Greg Gantt	P	1974-75
	Tom Flick	QB	1987
	Browning Nagle	QB	1991-93
	Nick Lowery	K	1994-96
	Todd Husak	QB	2002

9	Player	Pos	Years
	Jeff Blake	QB	1992-93
	John Hall	K	1997-2002
	Jay Fiedler	QB	2005

10	Player	Pos	Years
	Julian Fagan	P	1973
	Marty Domres	QB	1977
	Pat Ryan	QB	1981-89
	Cary Blanchard	K	1992-93
	Jack Trudeau	QB	1994
	Chad Pennington	QB	2000-

11	Player	Pos	Years
	Ed "Butch" Songlin	QB	1962
	Jim Turner	K-QB	1964-70
	John Jones	QB	1975
	Steve Joachim	QB	1976
	Craig Penrose	QB	1980
	Tony Eason	QB	1989-90
	Brian Hansen	P	1994-98
	Tory Woodbury	QB-WR	2001-02
	Patrick Ramsey	QB	2006

12*	Player	Pos	Years
	Al Dorow	QB	1960-61
	Harold Stephens	QB	1962
	Joe Namath	QB	1965-76

13*	Player	Pos	Years
	Don Maynard	WR	1960-72
	Dave Jennings	P	1985-86

14	Player	Pos	Years
	Richard Todd	QB	1976-83, 1986
	Glenn Foley	QB	1994
	Neil O'Donnell	QB	1996-97

15	Player	Pos	Years
	Dick Jamieson	QB	1960-61
	Babe Parilli	QB	1968-69
	Bob Davis	QB	1970-72
	Chuck Ramsey	P	1977-84
	Kyle Mackey	QB	1989
	Wallace Wright	WR	2006-

16	Player	Pos	Years
	Ken O'Brien	QB	1983
	Mark Malone	QB	1989
	Vinny Testaverde	QB	1998-2003, 2005
	Brad Smith	WR	2006-

17	Player	Pos	Years
	Lee Grosscup	QB	1962
	Galen Hall	QB	1963
	Mike Taliaferro	QB	1964-67
	Matt Robinson	QB	1977-79
	Bob Avellini	QB	1984
	John Kidd	P	1998
	Quincy Carter	QB	2004
	Tim Dwight	WR	2006-

18	Player	Pos	Years
	Pete Liske	QB-DB	1964
	Al Woodall	QB	1969-74
	Ray Lucas	QB	1997
	Harry Williams, Jr.	WR	2005

19	Player	Pos	Years
	Dick Wood	QB	1963-64
	Chris Farasopoulos	S-KR	1971-73
	Pat Kelly	TE	1990
	Keyshawn Johnson	WR	1996-99

20	Player	Pos	Years
	Don Herndon	DB	1960
	Curley Johnson	P-RB	1961-62
	Bob Schweikert	WR	1965-67
	Steve O'Neal	P	1969-72
	Delles Howell	CB	1973-75
	Darnell Powell	RB	1978

Player	Pos	Years
Kenny Lewis	RB	1981
Davlin Mullen	CB	1983-86
Leander Knight	CB	1989
Dennis Price	DB	1991-92
Richie Anderson	RB	1993-2002
Derrick Strait	CB	2006

21	Player	Pos	Years
	Steve Tannen	DB	1970-74
	Clark Gaines	RB	1976-80
	Kirk Springs	DB	1982-85
	Sid Lewis	CB	1987
	Don Boyd Odegard	CB-KR	1990-91
	Sheldon Canley	RB	1992
	Victor Green	CB	1993-2001
	Aaron Beasley	CB	2002-03
	Derrick Strait	CB	2004-05
	Andre Dyson	CB	2006-

22	Player	Pos	Years
	Leon Riley	DB	1961-62
	Willie West	DB	1964-65
	Jim Hudson	S	1966-70
	Vern Studdard	WR-KR	1971
	Burgess Owens	S	1973-79
	Kenny Lewis	RB	1983
	Mike Dennis	CB	1984
	Nick Bruckner	WR	1985
	Sean Dykes	CB	1987
	Erik McMillan	S	1988-92
	Eric Thomas	CB	1993-94
	Carl Greenwood	CB	1995-96
	David Meggett	RB	1998
	Damien Robinson	S	2001-02
	Justin Miller	CB	2005-

23	Player	Pos	Years
	Dick Felt	DB	1960-61
	Bill Rademacher	DB-WR	1967-68
	Jerry Davis	DB	1975
	Shafer Suggs	DB	1976-80
	Mike Harmon	WR	1983
	Dennis Bligen	RB	1984-87
	Marcus Turner	DB	1992-95
	Eric Zomalt	SS	1996
	Kevin Williams	S	1998-2000
	Jamie Henderson	CB	2001-
	Derrick Blaylock	RB	2005-06

24	Player	Pos	Years
	Leon Burton	HB	1960
	Jim Tiller	HB	1962
	John Sample	CB	1966-68
	Artimus Parker	S	1977
	Kenny Lewis	RB	1980
	Freeman McNeil	RB	1981-92
	Ray Mickens	CB	1996-2004
	Ty Law	CB	2005

25	Player	Pos	Years
	Ed Bell	DB	1960
	Marshall Starks	DB	1963-64
	Ray Abruzzese	DB	1965-66
	Bob Prout	S	1975
	Scott Dierking	RB	1977-83
	Cedric Minter	RB	1984-85
	George Radachowsky	S	1987-89
	R.J. Kors	S	1991-92



Player	Pos	Years
Clifford Hicks	CB-KR	1993-94
Gary Jones	S	1995-96
Robert Farmer	RB	1999
Nick Ferguson	S	2000-02
Reggie Tongue	S	2004
Kerry Rhodes	S	2005-

<b>26</b>		
Dewey Bohling	HB	1960-61
Tony Stricker	DB	1963
Dave West	DB	1964
Jim Richards	S	1968-69
Margene Adkins	WR	1973
Carl Garrett	RB	1975
Donald Dykes	CB	1979-81
Lester Lyles	S	1985-87
Ken Johnson	S	1990
Damon Pieri	S	1993
Ron Carpenter	S-KR	1995-96
Jerome Henderson	DB	1997-98
Omar Stoutmire	CB	1999
Chad Morton	RB-KR	2001-02
Erik Coleman	S	2004-

<b>27</b>		
Phil Wise	S	1971-76
Ron Mabra	CB	1977
Jesse Johnson	DB	1980-83
Russell Carter	DB	1984-87
Kevin Porter	S	1992
Pat Terrell	S	1994
Lou D'Agostino	RB	1996
Jerald Sowell	FB	1997
Steve Atwater	FS	1999
Tony Scott	CB	2000-01
Terrell Buckley	CB	2004
Terry Butler	RB	2005

<b>28</b>		
Chuck Dupre	DB	1960
Abner Haynes	HB	1967
Cecil Leonard	DB	1969-70
Darrol Ray	FS	1980-84
Carl Howard	CB	1985-90
Pat Chaffey	RB	1992-93
Reggie Cobb	RB	1996
Raymond Austin	DB	1997
Curtis Martin	RB	1998-

<b>29</b>		
Bill Shockley	HB-K	1960-62
Bake Turner	WR	1963-69
Carl Capria	S	1975
Johnny Lynn	DB	1979-86
A.B. Brown	RB	1989-92
Adrian Murrell	RB	1993-97
Donnie Abraham	CB	2002-05
Leon Washington	RB	2006-

<b>30</b>		
Mark Smolinski	RB-TE	1963-68
George Nock	RB	1969
Chuck Mercein	RB	1970
Dennis Cambal	TE	1973
Rocky Kiever	RB	1982-83
Nuu Faola	FB	1986-88
Brad Baxter	RB	1989-95
Chris Hayes	S	1997-2001
Drew Coleman	CB	2006-

<b>31</b>		
Player	Pos	Years
Bill Mathis	RB	1960-69
Marion Barber	RB	1982-88
Lonnie Young	S	1991-93
Aaron Glenn	CB	1994-2001
Jeremy LeSueur	S	2005
Hank Poteat	CB	2006-

<b>32</b>		
Charlie Browning	HB	1965
Emerson Boozer	RB	1966-75
Blair Thomas	RB	1990-93
Anthony Johnson	RB	1994
Sherriden May	FB	1995-96
Leon Johnson	RB	1997-98, 2000
Darrien Johnson	DB	2005
Kevan Barlow	RB	2006

<b>33</b>		
Paul Hynes	DB	1961-62
Curley Johnson	P-RB	1963-69
W.K. Hicks	S	1970-72
Bob Burns	RB	1974
Kevin Long	RB	1977-81
Terry Williams	CB	1988-89
Ronald Moore	RB	1995-96
Jerald Sowell	FB	1998-2005
Eric Smith	S	2006-

<b>34</b>		
Lee White	RB	1968-70
Johnny Hector	RB	1983-92
Kenyon Rasheed	RB	1995
Bernie Parmalee	RB	1999-2000
LaMont Jordan	RB-KR	2001-04
Cedric Houston	RB	2005-06

<b>35</b>		
Roger Donnahoo	DB	1960
Ed Kovac	HB	1962
Billy Joe	FB	1967-68
Dennis Onkotz	LB	1970
Jim Nance	RB	1973
Steve Davis	RB	1975-76
Mike Augustyniak	FB	1981-83
Kerry Glenn	CB	1985-89
Scottie Graham	RB	1992
Dexter Carter	RB-KR	1995
Del Lee	CB	1999
B.J. Askew	FB	2003-06

<b>36</b>		
Steve Harkey	RB	1971-72
Bob Gresham	RB	1975-76
Rich Miano	S	1985-89
Joe Fishback	DB	1992
Buddy Crutchfield	CB	1999
David Barrett	CB	2004-

<b>37</b>		
George Nock	RB	1970-71
Billy Hardee	CB	1977
Tim Moresco	S	1978-80
Donnie Elder	CB	1985
Anthony Prior	CB	1993-95
Jake Moreland	RB-TE	2000

<b>38</b>		
Ed Taylor	CB	1975-79
William (Billy) Taylor	RB	1981

<b>Player</b>	<b>Pos</b>	<b>Years</b>
George Floyd	DB	1982-84
Mike Zordich	S	1987-88
Todd Scott	S	1995
Kwame Ellis	CB	1996
Jon McGraw	S	2002-04
Jamie Thompson	S	2006-

<b>39</b>		
Fred Julian	DB	1960-61
Harry Howard	S	1976
Maurice Tyler	CB	1977
Harry Hamilton	S	1984-87
Johnny Johnson	RB	1993-94
Andrew Davidson	CB	2002
Roderick Bryant	CB	2004

<b>40</b>		
Dainard Paulson	DB	1961-66
Henry King	DB	1967
Mike Battle	DB	1969-70
Hank Bjorklund	RB	1972-74
Bobby Jackson	CB	1978-85
James Hasty	CB	1988-94

<b>41</b>		
Matt Snell	FB	1964-72
Keith Byars	FB	1998
Jamar Martin	FB	2006

<b>42</b>		
Clyde Washington	DB	1963-65
Randy Beverly	CB	1967-69
Cliff McClain	RB	1970-73
Bruce Harper	RB-KR	1977-84
John Booty	DB	1988-90
Ronnie Lott	S	1993-94
Marcus Coleman	CB	1996-2001
Sam Barnes	SS	2002-03
Rashad Washington	S	2004-

<b>43</b>		
John Dockery	CB-WR	1968-71
Clarence "Jazz" Jackson	RB	1974-76
Roger Vick	FB	1987-89
Mike Brim	CB	1991-92
Vance Joseph	CB	1995

<b>44</b>		
Bert Rechichar	FB	1961
Jim Hudson	S	1965
John Riggins	FB	1971-75
Tom Newton	RB	1977-82
Lonnie Young	S	1995-96
Corwin Brown	CB	1997-98
Luke Lawton	FB	2005
James Hodgins	FB	2006

<b>45</b>		
Corky Tharp	DB	1960
Dick Christy	HB-KR	1961-63
Earl Christy	DB-KR	1966-68
Earlie Thomas	CB	1970-74
Louie Giammona	RB-KR	1976
Kirk Springs	DB	1981
Dwayne Crutchfield	FB	1982-83
Tony Stargell	CB	1990-91
Otis Smith	CB	1995-98
Oliver Celestin	DB	2004-05
Stacy Tutt	FB	2006-



HISTORY

46	Player	Pos	Years
	Bob Scrabis	QB	1960-62
	Bill Baird	DB	1963-69
	Rich Sowell	CB	1971-76
	Woody Bennett	RB	1979-80
	Fernanza Burgess	S	1984
	Michael Harper	WR-KR	1986
	Michael Mitchell	CB	1989

47	Player	Pos	Years
	Solomon Brannan	DB	1967
	Mike D'Amato	DB	1968
	Tommy Marvaso	DB	1976-77
	Jim Earley	FB	1978
	Jerry Holmes	CB	1980-83, 86-87
	Clifford Hicks	CB-KR	1993-94
	Scott Frost	S	1998-2000

48	Player	Pos	Years
	Cornell Gordon	CB	1965-69
	Gus Hollomon	S	1970-72
	Ken Schroy	SS	1977-84
	Bobby Humphery	CB-WR-KR	1986-89
	Brian Washington	S	1990-94

49	Player	Pos	Years
	George Hoey	DB	1975
	Ed Marinaro	RB	1976
	Steve Carpenter	S	1980
	Tony Paige	FB	1984-86
	Travis Curtis	S	1990
	Troy Johnson	LB	1994
	Casey Dailey	LB	1998

50	Player	Pos	Years
	Carl McAdams	DT-LB	1967-69
	Wayne Mulligan	C	1974-75
	Mike Mock	LB	1978
	John Sullivan	LB	1979-80
	Bob Crable	LB	1982-87
	Timmy Cofield	LB	1989
	Glenn Cadrez	LB	1992-95
	Rob Holmberg	LB	1998
	Kelvin Moses	LB	2001-02
	Eric Barton	LB	2004-

51	Player	Pos	Years
	Ralph Baker	LB	1964-74
	Greg Buttle	LB	1976-84
	Jim Haslett	LB	1987
	John Galvin	LB	1988
	Joe Mott	LB	1989-90
	Don Jones	LB	1992-93
	Matt Finkes	LB	1997
	Bryan Cox	LB	1998-2000
	James Darling	LB	2001-02
	Jonathan Vilma	LB	2004-

52	Player	Pos	Years
	Mike Hudock	C	1960-65
	John Schmitt	C	1966-73
	Steve Reese	LB	1974-75
	Mike Hennigan	LB	1976-78
	Al Washington	LB	1981
	Jim Eliopoulos	LB	1983-85
	Onzy Elam	LB	1987-88
	Adam Bob	LB	1989
	John Galvin	LB	1990-91
	Cal Dixon	C	1992-95
	Pepper Johnson	LB	1997-98

Player	Pos	Years
Kenyatta Wright	LB	2003-05
Ryan Myers	LB	2006

53	Player	Pos	Years
	Bill Zapolac	DE-LB	1971-73
	Richard Lewis	LB	1974
	Ken Bernich	LB	1975
	Carl Russ	LB	1976
	Al Palewicz	LB	1977
	Mike McKibben	LB	1979-80
	Jim Sweeney	C-G-T	1984-94
	Chad Cascadden	LB	1995-98
	Courtney Ledyard	LB	2000
	Khary Campbell	LB	2002-03
	Barry Gardner	LB	2005
	Cody Spencer	LB	2006-

54	Player	Pos	Years
	Wahoo McDaniel	LB	1964-65
	Jim Waskiewicz	LB	1966-67
	Jamie Rivers	LB	1974-75
	Steve Poole	LB	1976
	Stan Blinka	LB	1979-83
	Troy Benson	LB	1986-89
	Marvin Jones	LB	1993-96
	Dwayne Gordon	LB	1997-2000
	Victor Hobson	LB	2003-

55	Player	Pos	Years
	Alex Kroll	C	1962
	Mike Dukes	LB	1965
	Jim Carroll	LB	1969
	John Ebersole	LB	1970-77
	Ron Crosby	LB	1979-83
	Charles Jackson	LB	1985-86
	Alex Gordon	LB	1987-89
	Bobby Houston	LB	1991-96
	Marvin Jones	LB	1997-03
	Mark Brown	LB	2003-05
	Brad Kassell	LB	2006-

56	Player	Pos	Years
	Roger Ellis	C	1960-62
	Ted Bates	LB	1963
	John Schmitt	C	1964
	Paul Crane	LB	1966-72
	Godwin Turk	LB	1974-75
	Larry Keller	LB	1976-78
	Lance Mehl	LB	1980-87
	Don Graham	LB	1988
	Jeff Lageman	DE-LB	1989-94
	Rick Hamilton	LB	1996
	Roman Phifer	LB	1999-2000
	Jason Glenn	LB	2001
	Sam Cowart	LB	2002-04
	John Abraham	DE/LB	2005
	Anthony Schlegel	LB	2006-

57	Player	Pos	Years
	Hubert Bobo	LB	1961-62
	Dave Yohn	LB	1963
	John Matlock	CB	1967
	John Little	DT-DE	1970-74
	Richard Lewis	LB	1975
	Jim Jerome	LB	1977
	John Woodring	LB	1981-85
	Kevin MacArthur	LB	1986-89
	Mac Stephens	LB	1990
	Mo Lewis	LB	1991-03
	Darrell McClover	LB	2004-05

Player	Pos	Years
Ryan Riddle	LB	2006

58	Player	Pos	Years
	Bill Ferguson	LB	1973-74
	Richard Wood	LB	1975
	Mark Merrill	LB	1978-79
	Marty Wetzel	LB	1981
	Bobby Bell	LB	1984
	Matt Monger	LB	1985-87
	Joe Kelly	LB	1990-92
	Wilber Marshall	LB	1995
	Aubrey Beavers	LB	1996
	James Farrior	LB	1997-2001
	Jason Glenn	LB	2002-04
	Ryan Myers	LB	2005
	Matt Chatham	LB	2006-

59	Player	Pos	Years
	Rob Spicer	LB	1973
	Howard Kindig	C	1974
	Bob Martin	LB	1976-79
	George Lilja	T	1983
	Kyle Clifton	LB	1984-96

60	Player	Pos	Years
	Larry Grantham	LB	1960-72
	Dan Alexander	G	1977-89
	Dennis O' Sullivan	C	2002
	D'Brickashaw Ferguson	T	2006-

61	Player	Pos	Years
	Dan Callahan	G	1960-61
	Dan Ficca	G	1963-66
	Bob Talamini	G	1968
	Roger Finnie	T-DT	1969-72
	John Roman	T	1976-82
	Greg Lilja	T	1984
	Greg Gunter	C	1985
	Jeff Criswell	T	1988-90
	Terrance Wisdom	G	1995

62	Player	Pos	Years
	Sid Fournet	G	1962-63
	Ed Cummings	LB	1964
	Al Atkinson	LB	1966-74
	Joe Pellegrini	C-G	1982-83
	Roger Duffy	C-G	1990-97
	Todd Burger	G	1998

63	Player	Pos	Years
	Roy Hord	G	1963
	Bob Rowley	LB	1964
	Jim O'Mahoney	LB	1965-66
	John Neider	LB	1969
	Roy Kirksey	G	1971-72
	Travis Roach	G	1974
	John Hennessy	DE-LB	1977-79
	Ted Banker	G-T	1984-88
	Dave Zawatson	G-T	1990
	Carlton Haselrig	G	1995
	Lamont Burns	G-C	1997
	J.P. Machado	G-C	1999-02
	Dewayne Robertson	DT	2003-

64	Player	Pos	Years
	Jerry Fields	LB	1961-62
	Pete Perreault	T-G	1963-67, 1969-70
	Chuck Hinton	DT	1971
	Gregg Robinson	DE-DT	1978
	Guy Bingham	C-G-T	1980-88

Player	Pos	Years
Trevor Matich	C-G-T-TE	1990-91
Harry Galbreath	G	1996
J.R. Conrad	C-T-G	1997
Dave Yovanovits	G	2003-
Norm Katnik	G	2005-06

<b>65</b>		
Sam DeLuca	G	1964-66
Jimmie Jones	DE	1969-70
Joe Fields	C	1975-87
John Hudson	C	1996-99
Brandon Moore	G	2003-

<b>66</b>		
Randy Rasmussen	G	1967-81
Dave Cadigan	G-T	1988-93
Donald Evans	DT	1994-95
Lonnice Palelei	G-T	1997
Pete Kendall	G	2004-

<b>67</b>		
Bob Mischak	G	1960-62
Jim Price	LB	1963
Dave Herman	G	1964-73
Darrell Austin	G-C	1975-78
Ed McGlassen	C	1979
Dwayne White	G	1990-94
Everett McIver	T	1995
Mike Giesler	C-G	1998-99
Kareem McKenzie	T	2001-04
Doug Nienhuis	G	2005
Kimo von Oelhoffen	DE	2006-

<b>68</b>		
John McMullan	G	1960-61
Mike Stromberg	LB	1968
Gordon Wright	G	1969
Roger Bernhardt	G	1974
Tank Marshall	DT	1977
Eric Cunningham	G	1979-80
Reggie McElroy	T	1983-89
David Ware	T-G	1993
John Bock	C	1995
Kevin Mawae	C	1998-2005
Anthony Clement	RT	2006-

<b>69</b>		
Sid Abramowitz	T	1985
Jeff Criswell	T	1991-94
Harry Boatswain	G-T	1996
Jason Fabini	T	1998-2005

<b>70</b>		
Gene Cockrell	T	1960-62
John Schmitt	C	1965
Karl Henke	DE	1968
Dave Foley	T	1969-71
Larry Woods	DT	1974-75
Stan Waldemore	C-G-T	1978-84
Jeff Oliver	G	1989
Leonard Marshall	DT	1993
Matt O'Dwyer	G	1995-98
Lance LeGree	DT	2005

<b>71</b>		
Paul Seiler	T-C	1967
Sam Walton	T	1968-69
John Mooring	G	1971-73
Al Krevis	T	1976
Jeff Bleamer	T	1977

Player	Pos	Years
Joe Moreino	DE	1978
Lim Lusinski	T	1982
Mark Shumate	DE	1985
Bill Pickel	DT	1991-94
Mike Chalenski	DE-DT	1996
Kerry Jenkins	G-T	1997-2001
Wade Smith	G-T	2006-

<b>72</b>		
Dick Guesman	DT-K	1960-61
Charlie Janerette	DT	1963
Paul Rochester	DT	1965-69
Scott Palmer	DT	1971
Robert Woods	T	1973-76
Al Burton	DE	1977
Chris Ward	T	1978-83
Gordon King	T	1986-87
Brett Miller	T	1990-92
Karl Wilson	DE	1993
Dave Alexander	C	1996
Jason Ferguson	DT	1997-2004

<b>73*</b>		
George Strugar	DT	1962-63
Paul Rochester	DT	1964
Nick DeFelice	T	1965
Mitch Dudek	G	1966
Dennis Randall	DT	1967
Joe Klecko	DE-DT	1977-87
David Williams	T	1996

<b>74</b>		
Nick Mumley	DE	1960-62
Gordy Holtz	DT	1964
Jeff Richardson	G	1967-68
Joe Schmiesing	DT	1974
Abdul Salaam	DT	1976-83
Ron Faurot	DE-LB	1984-85
Derland Moore	DT	1986
Don Smith	DT	1987
Mark Garalczyk	DE	1988
Curt Singer	T	1989
Everett McIver	T	1994
Erik Howard	DT	1995-96
Ryan Young	T	1999-2001
Scott Gragg	T	2005
Nick Mangold	C	2006-

<b>75</b>		
Tom Saidock	T	1960-61
Winston Hill	T	1963-76
Adam Schreiber	C	1988-89
Irv Eatman	T	1991-92
Carl Hansen	DT	1998
Ian Rafferty	T	1999
Larry Webster	DT	2002

<b>76</b>		
Bob Watters	DE	1962
Bob Svihus	T	1971-72
Jim Bailey	DT	1975
Lawrence Pillers	DE	1976-80
Ben Rudolph	DT	1981-86
Mike Withycombe	T	1988-89
James Brown	T	1993-95
John "Jumbo" Elliott	T	1996-2000, 2002
Steve Morley	OL	2005

<b>77</b>		
Sid Youngelman	DE	1960-61

Player	Pos	Years
Dick Guesman	DT-K	1962-63
Bert Wilder	DT	1964
Tom Bayless	G	1970
Carl Barzilauskas	DT	1974-77
Joe Pellegrini	DT	1978-79
Kenny Neil	DE	1981-83
Ron Sams	C-G	1986
Gerald Nichols	DT	1987-90
Matt Willig	T	1992-95
Jay Hagood	T	1997
Randy Thomas	G	1999-2002
J.P. Machado	G	2003
Rashad Moore	DL	2006

<b>78</b>		
Jack Klotz	T	1960-63
Jim Harris	DT	1965-67
Garry Puetz	G-T	1973-78
Barry Bennett	DE-DT	1982-87
Scott Jones	T	1990
Mario Johnson	DT	1992
Lou Benfatti	DT	1994-96
Terry Day	DE	1997
Jonathan Goodwin	G	2002-05

<b>79</b>		
Bob Reifsnnyder	DE	1960-61
Francis Morelli	T	1962
Sherman Plunkett	T	1963-67
Paul Seiler	T-C	1969
Gordie Brown	T	1974-75
Marvin Powell	T	1977-85
Mike Haight	G-T	1986-91
Melvin Hayes	T	1995
David Loverne	G	1999-2001
Dave Scott	G	2002-03
Adrian Jones	T	2004-
Adrian Jones	T	2005-

<b>80</b>		
Dave Ross	E	1960-61
Perry Richards	WR	1962
Jim Evans	WR	1964
Bob Werl	DE	1966
John Elliott	DT	1967-73
Howard Satterwhite	WR	1976
Kevin Bell	WR	1978
Roger Farmer	WR	1979
Johnny "Lam" Jones	WR	1980-85
K.D. Dunn	TE	1988
Greg Werner	TE	1989
Mark Boyer	TE	1990-92
James Thornton	TE	1993-94
Wayne Chrebet	WR	1995-2005

<b>81</b>		
Gerry Philbin	DE	1964-72
Richard Neal	DT-DE	1973-77
Derrick Gaffney	WR	1978-83
Billy Griggs	TE	1985-88
Terance Mathis	WR-KR	1990-93
Art Monk	WR	1994
Kyle Brady	TE	1995
Jeff Graham	WR	1996-97
Bradford Banta	TE	2000
Matthew Hatchette	WR	2001
Chris Baker	TE	2002
Justin McCareins	WR	2004-



HISTORY

82	Player	Pos	Years
	Ed Cooke	DE	1960-62
	Bert Wilder	DT	1965-67
	Gary Arthur	TE	1970-71
	David Knight	WR	1973-77
	Mickey Shuler	TE	1978-89
	Pat Kelly	TE	1991
	Rob Carpenter	WR-KR	1992-94
	Blake Spence	TE	1998-99
	Vincent Brisby	WR	2000
	Kevin Swayne	WR	2001-03

83	Player	Pos	Years
	George Sauer	WR	1965-70
	Jerome Barkum	WR-TE	1972-83
	Nick Bruckner	WR	1984
	JoJo Townsell	WR-KR	1985-90
	Johnny Mitchell	TE	1992
	Troy Sadowski	TE	1993
	Tyrone Davis	TE-WR	1995-96
	Dwight Stone	WR-KR	1999-2000
	Santana Moss	WR-KR	2001-04
	Joel Dreesen	TE	2005

84	Player	Pos	Years
	Art Powell	WR	1960-62
	Ken Gregory	WR	1963
	Sammy Weir	WR	1966
	Mark Lomas	DT-DE	1970-74
	Clint Haselrig	WR	1976
	Paul Darby	WR	1979-80
	Bobby Humphrey	WR-KR	1983-85
	Michael Harper	WR-KR	1986-88
	Chris Dressel	TE	1989-91
	Troy Sadowski	TE	1992
	Fred Baxter	TE	1993-2000
	Craig Yeast	WR-KR	2001
	Jonathan Carter	WR	2002-04
	Dante Ridgeway	WR	2005

85	Player	Pos	Years
	Gene Heeter	TE	1963-65
	Steve Thompson	DT	1969-70
	Ed Galigher	DT-DE	1972-76
	Wesley Walker	WR	1977-89
	Rob Moore	WR	1990-94
	Jeff Sydnor	WR-KR	1995
	Henry Bailey	WR-KR	1996
	John Burke	TE	1997
	Jermaine Wiggins	TE	2000
	James Dearth	TE	2001-

86	Player	Pos	Years
	Bob Walters	DE	1963-64
	Verlon Biggs	DE	1965-70
	Joe Jackson	DE	1972-73
	Willie Brister	TE	1974-75
	Richard Osborne	TE	1976
	Bob Raba	TE	1977-79
	Steve Stephens	TE	1981
	Steve Alvers	TE-C	1982
	Nick Bruckner	WR	1983
	Glenn Dennison	TE	1984-85
	Tracy Martin	WR	1987
	Keith Neubert	TE	1988-89
	Ken Whisenhunt	TE	1991-92
	Johnny Mitchell	TE	1993-95
	Alex Van Dyke	WR	1996-98
	Eric Green	TE	1999
	Windrell Hayes	WR	2000

Player	Pos	Years
Chris Baker	TE	2003-

87	Player	Pos	Years
	Laverne Torczon	DE	1962-65
	Pete Lammons	TE	1966-71
	Steve Thompson	DT	1972-73
	Billy Newsome	DE	1975-76
	Bruce Stephens	WR-KR	1978
	Kurt Sohn	WR-KR	1981-88
	Chris Burkett	WR	1989-93
	Ryan Yarbrough	WR	1994-95
	Webster Slaughter	WR	1996
	Laveranues Coles	WR	2000-02, 2005-

88	Player	Pos	Years
	Thurlow Cooper	TE	1960-62
	Bob McAdams	DE	1963-64
	Richard Caster	TE-WR	1970-77
	Mark Iwanowski	TE	1978
	Tom Coombs	TE	1982
	Chy Davidson	WR	1984
	Al Toon	WR	1985-92
	Stevie Anderson	WR	1994
	Curtis Ceasar	WR	1995
	Kyle Brady	TE	1996-98
	Quinn Early	WR	1999
	Anthony Becht	TE	2000-04
	Doug Jolley	TE	2005
	Sean Ryan	TE	2006-

89	Player	Pos	Years
	Dee Mackey	TE	1963-65
	Wayne Stewart	TE	1969-72
	Lou Piccone	WR-KR	1974-76
	Bobby Jones	WR	1978-82
	Preston Brown	WR	1983
	Rocky Klever	RB	1984-87
	Phillip Epps	WR	1989
	Dale Dawkins	WR	1990-93
	Orlando Parker	WR	1994
	Charles Wilson	WR	1995
	Dedric Ward	WR	1997-2000
	Tory Woodbury	WR	2002
	Jerricho Cotchery	WR	2004-

90	Player	Pos	Years
	Chris Godfrey	DT	1980
	Robin Cole	LB	1988
	Dennis Byrd	DT-DE	1989-92

91	Player	Pos	Years
	Paul Frase	DE-DT	1988-94
	Jason Wiltz	DT	1999-2000
	Steve Martin	DT	2001
	Josh Evans	DT	2002-04
	Sione Pouha	DT	2005

92	Player	Pos	Years
	Wesley Roberts	DE	1980
	Ken Rose	LB	1987-89
	Emanuel McNeil	DT	1990
	Coleman Rudolph	DE-DT	1993
	Tony Casillas	DT	1994-95
	Bobby Hamilton	DE	1996-99
	Shaun Ellis	DE	2000-

93	Player	Pos	Years
	Marty Lyons	DT-DE	1979-89
	Marc Spindler	DT	1995-96
	Ernie Logan	NT	1998-2000

Player	Pos	Years
James Reed	DT	2001-05

94	Player	Pos	Years
	Steve Reese	LB	1974
	Ralph DeLoach	DE	1981
	Rusty Guilbeau	LB-DE	1982-85
	Scott Mersereau	DT-DE	1987-93
	Matt Brock	DT	1995-96
	John Abraham	DE	2000-2005

95	Player	Pos	Years
	Tom Baldwin	DT	1984-88
	Troy Johnson	LB	1990-91
	Alfred Oglesby	DT	1994
	Rick Lyle	DE	1997-2001
	Steve Wright	DE	2002
	Matt Walters	DE	2003-04
	Matt McChesney	DT	2005
	C.J. Mosley	DT	2006-

96	Player	Pos	Years
	Ron Stallworth	DE	1989-90
	Mark Gunn	DE	1991-94
	Dave Ball	DT	2005-06

97	Player	Pos	Years
	Marvin Washington	DE	1989-96
	Dorian Boose	DE	1998-2000
	Trevor Johnson	DE	2004-05

98	Player	Pos	Years
	Jerome Foster	DE	1986-87
	Darrell Davis	DE	1990
	Kurt Barber	LB-DE	1992-95
	Mark Gunn	DE	1996
	Ronnie Dixon	DT	1997
	Anthony Pleasant	DE	1998-99
	Shane Burton	DE-DT	2000-01
	Alan Harper	DT	2002
	T.J. Hollowell	LB	2005
	Jamar Enzor	LB	2005
	Bobby Hamilton	DE	2006-

99	Player	Pos	Years
	Mark Gastineau	DE	1979-88
	Keo Coleman	LB	1992
	Steve DeOssie	LB	1993
	Hugh Douglas	DE	1995-97
	Eric Ogbogu	DE	1998-2001
	Bryan Thomas	DE	2002-

\* - Retired numbers

## ALL-TIME COACHING ROSTER

Alexander, Paul, 1992-93  
**Alosi, Sal, 2001-05, 2007-**  
 Anderson, Richie, 2006  
 Austin, Bill, 1985  
 Baird, Bill, 1980-84  
 Baker, Ralph, 1980-84  
 Bates, Jeremy, 2005  
 Baugh, Sammy, 1960-61 (Head Coach)  
 Bech, Brett, 2006  
 Beightol, Larry, 1990-94  
 Belichick, Bill, 1997-99  
 Berbenich, Tim, 2003-05  
 Biles, Ed, 1972-73  
**Bloomgren, Mike, 2007-**  
 Bowles, Todd, 2000  
 Bradley, Bill, 2001-03  
 Bratkowski, Zeke, 1985-89, 1995-96  
 Breaux, Don, 1994  
 Brown, Corwin, 2004-06  
 Brown, Kippy, 1990-92  
 Callahan, Ray, 1983-89  
 Canales, Mike, 2003  
 Carroll, Pete, 1990-94 (Head Coach, 1994)  
 Carson, Bud, 1985-88  
 Carter, Rubin, 2001-03  
 Carthon, Maurice, 1997-2000  
 Casullo, Bob, 2004  
 Chambers, Wallace, 1988-89  
 Champion, Jim, 1976  
 Coslet, Bruce, 1990-93 (Head Coach)  
 Cottrell, Ted, 2001-03  
**Cox, Bryan, 2006-**  
 Coyer, Larry, 1994  
 Crennel, Romeo, 1997-99  
 Crowe, Burley, 1976  
 Curl, Dick, 2003-05  
**Daboll, Brian, 2007-**  
 Daniels, Joe, 1990-91  
**Devlin, Mike, 2006-**  
 Dell Isola, John, 1960-62  
**Dickerson, Andy, 2006-**  
 Donaldson, J.D., 1963-67  
 Donatelli, Ed, 1990-94  
 Edwards, Herman, 2001-05 (Head Coach)  
 Erhardt, Ron, 1996-97  
 Ewbank, Weeb, 1963-73 (Head Coach)  
 Falivene, Chip, 1995-96  
 Faulkner, Mike, 1983-89  
 Fazio, Foge, 1990-94  
 Fry, Bob, 1974-82  
 Gamble, Tom, 1995-96  
 Gardi, Joe, 1976-84  
 Gash, Sam, 2005-06

Giunta, Peter, 1995-96  
 Groh, Al, 1997-2000 (Head Coach, 2000)  
 Hackett, Paul, 2001-04  
 Haering, Joe, 1978-79  
 Haley, Todd, 1997-2000  
 Hamilton, Pep, 2003-05  
 Hamilton, Ray, 1995-96  
 Hammond, Bobby, 1983-89  
 Harris, Bishop, 2001-04  
 Harris, Walt, 1992-94  
 Hawkins, Ralph, 1989  
 Heimerdinger, Mike, 2005  
 Henderson, Donnie, 2004-05  
**Henderson, Jerome, 2007-**  
 Henning, Dan, 1976-78, 1998-2000  
 Henning, Mike, 2001-02  
 Hernandez, Lou, 2001  
**Herrmann, Jim, 2006-**  
 Hewgley, C.W. "Wimp", 1971-73  
 Hodgson, Pat, 1996-98  
 Holovac, Mike, 1973-74 (Head Coach, 1976)  
 Holtz, Lou, 1976 (Head Coach)  
 Hostler, Jim, 2003-04  
 Humenuik, Rod, 1989  
 Idzik, John, 1977-79  
**Jones, Mike, 2007-**  
 Kiffin, Monte, 1990  
 Kirk, Jerry, 1976  
 Knox, Chuck, 1963-66  
 Kotite, Rich, 1983-89, 1995-96  
 (Head Coach, 1995-96)  
**Kotwica, Ben, 2007-**  
 Ledbetter, Bob, 1977-82  
 Lott, James, 2003  
 Lott, John, 1997-2004  
**Lyle, Rick, 2006-**  
 MacIntyre, Mike, 2007  
 Mackrides, Greg, 1990-94  
 Mandolesi, Jay, 2005-06  
**Mangini, Eric, 1997-99,**  
**(Head Coach, 2006-)**  
 Mann, Richard, 1994-96  
 Marcin, Denny, 2004-06  
 Marrone, Doug, 2002-05  
 Mattura, Chris, 2004-05  
 Mazur, John, 1977-80  
 McCulley, Pete, 1979-82  
**Mazzone, Noel, 2006-**  
 Merritt, Dave, 2001-03  
**Michael, Jason, 2006-**  
 Michaels, Walt, 1963-72, 1976-82  
 (Head Coach, 1977-82)  
 Muir, Bill, 1995-2001

Myers, Chip, 1990-93  
 Nolan, Mike, 2000  
 Parcells, Bill, 1997-99 (Head Coach)  
 Pasquale, Larry, 1980-89  
 Paul, Markus, 2005-06  
 Pettey, Phil, 2001-02  
 Price, Eric, 2001-02  
**Quinn, Dan, 2007-**  
 Radakovich, Dan, 1985-88  
**Raye, Jimmy, 2002-03, 2006-**  
 Ringo, Jim, 1983-84  
 Rison, Mose, 2001-02  
 Roberts, Al, 1991-93  
 Roberts, William, 1999-2000  
 Robinson, Greg, 1990-94  
 Roland, Johnny, 1993-94  
 Rose, Ken, 1995-96  
 Rush, Clive, 1963-68  
 Rutigliano, Sam, 1974-75  
 Ryan, James (Buddy), 1968-75  
 Sauer Sr., George, 1962  
 Seely, Brad, 1994  
 Sekanovich, Dan, 1977-82  
**Schottenheimer, Brian, 2006-**  
 Sherman, Ray, 1994  
 Shipp, Ken, 1973-75 (Head Coach, 1975)  
**Smith, Brian, 2007-**  
 Spavital, Jim, 1975  
 Spencer, Joe, 1968-70  
 Sprinkle, Ed, 1962  
 Steber, John, 1960-61  
**Sutton, Bob, 2000-**  
 Sweatman, Mike, 1997-2000  
 Szott, Dave, 2004-05  
 Taylor, Hugh "Bones", 1960-62  
 Todd, Dick, 1960  
 Trimble, Steve, 1994  
 Turner, Clyde "Bulldog", 1962 (Head Coach)  
 Vecchiarella, Jim, 1985-89, 1995-96  
 Voris, Dick, 1974-75  
 Wainwright, Nate, 2001-05  
 Walton, Joe, 1981-89 (Head Coach, 1983-89)  
 Weis, Charlie, 1997-99  
**Westhoff, Mike, 2001-**  
 Whisenhunt, Ken, 2000  
 Williams, Jim, 1982-89, 1995-96  
 Winner, Charley, 1973-75 (Head Coach, 1974-75)  
**Wise, Tony, 2006-**  
 Wood, Dick, 1995-96  
 Woods, Sparky, 1994  
 Wylie, Bob, 1990-91  
 Zernhelt, John, 2005  
 Zwahlen, Ernie, 1967



Mike Nolan



Ken Whisenhunt



Romeo Crennel





## JETS' DRAFT HISTORY

To begin the first AFL draft on Nov. 22, 1959, each of the fledgling league's eight teams received one territorial or bonus pick. The New York Titans used their bonus pick on Notre Dame quarterback George Izo, who never played for the franchise. Neither did the first-round choice of 1961, Minnesota guard Tom Brown, nor the first-rounder of 1962, Minnesota QB Sandy Stephens.

In fact, of the 117 draft picks in the Titans' three years of existence, exactly 10 ended up playing for the franchise. Clearly, the best selection Titans' owner Harry Wismer made came on the first day of that first draft. Linebacker Larry Grantham, out of Ole Miss, played in six AFL All-Star Games and was team MVP in 1971.

In the fifth round in 1963, the newly christened Jets selected a future Hall of Famer, tight end John Mackey, who never played for them. But in Round 27, they tabbed guard Dave Herman, an AFL All-Star in 1968-69. The next year they picked fullback Matt Snell third overall and linebackers Gerry Philbin and Ralph Baker in later rounds.

But perhaps the single-most fortuitous date in Jets' draft history was Nov. 28, 1964. In the AFL draft, the Jets sent the rights to quarterback Jerry Rhome, their 25th-round pick a year earlier, to Houston for the second pick overall, with which they selected Alabama quarterback Joe Namath. St. Louis took Namath 12th in the NFL draft, held the same day. Namath opted to go with the Jets and a month later, the day after the Orange Bowl, signed a contract with owner Sonny Werblin for a then-record salary reported to be \$427,000.

The Jets have had many drafting highlights since. In the 1965 redshirt draft, they completed Namath's wide receiver tandem when they picked George Sauer to team with Don Maynard. In 1966 they used their sixth-rounder on halfback Emerson Boozer who, with Namath and Snell, would complete the starting backfield that would lead to Super Bowl glory.



*Emerson Boozer and Matt Snell*

In 1967, the Green & White struck perhaps the greatest bargain in their draft history when Kearney State (Neb) guard Randy Rasmussen arrived in Round 12, with the 302nd pick. Rasmussen played in 207 games – the most by a position player in franchise history – over 15 seasons and earned team MVP honors in 1977.

Running back John Riggins was the sixth overall pick in 1971. "Riggo" spent the first five seasons of his Hall of Fame career as the Jets' featured runner before leaving for Washington as a free agent.

For the first time, the Jets in 1975 traded away a first-round pick. They sent their 12th choice to New Orleans for DE Billy Newsome.

In 1976 – 11 years after striking it rich with Namath – the club claimed Alabama quarterback Richard Todd sixth overall. Todd started six games to Namath's eight that season, then became the full-time starter for the next seven seasons.

In 1980, the Jets performed one of their biggest draft-day power moves. They sent their 13th pick and the 20th choice (one of two high picks they got from Denver for the February trade of QB Matt Robinson), to San Francisco for the No. 2 pick. The target of their desire: Texas wide receiver Johnny "Lam" Jones.

The only time the Jets spent a first-round pick in a supplemental draft came in 1990. Wide receiver Rob Moore had a strong 12-year NFL career, the first five seasons producing 306 catches.

In 1993, Jets' GM Dick Steinberg sent a third-round pick to Cincinnati to bring Boomer Esiason back to his Long Island roots.

On Draft Day '93 came another high-first-round move. The Jets dropped one notch, from third to fourth, swapping spots with Phoenix. In return, they received starting running back Johnny Johnson and drafted linebacker Marvin Jones, who enjoyed a solid 11-year pro career.

The next year the Jets leapfrogged up one spot, from 13 to 12, in a trade with New Orleans that brought them cornerback Aaron Glenn. In 1995, they shipped Rob Moore to Arizona for running back Ronald Moore and the Cards' 16th pick, with which they snared defensive end Hugh Douglas after taking tight end Kyle Brady at No. 9.

The club had the first pick of the draft in 1996 and '97. In '96, they went with Southern Cal wideout Keyshawn Johnson, and the next year, as Bill Parcells took over the football operations, the Jets traded down from No. 1 twice before selecting linebacker James Farrior.

Parcells had no No. 1's in 1998 or '99, but made up for it with an NFL-record four first-rounders in 2000, with which the Jets selected their "Four Aces" – defensive end Shaun Ellis (No. 12), defensive end John Abraham (No. 13), quarterback Chad Pennington (No. 18) and tight end Anthony Becht (No. 27).

After taking over the GM reins from Parcells, Terry Bradway moved from 19th to 16th in the 2001 draft through a trade with Pittsburgh to select wide receiver Santana Moss. An even larger gambit came in '03 when the Jets sent two first-rounders (Nos. 13 and 22) to Chicago for the Bears' fourth spot, with which they secured defensive tackle Dewayne Robertson.

Mike Tannenbaum succeeded Bradway as GM, and in his first draft in 2006, he spent the 29th overall pick (acquired from Atlanta in the trade for Abraham) on center Nick Mangold, who would team up with No. 4 choice D'Brickashaw Ferguson on the Jets' rebuilt offensive line. In 2007, Tannenbaum traded up, grabbing cornerback Darrelle Revis with the 14th pick in the first round.

**1960 FIRST SELECTIONS (DRAFTED 2ND)**

Player	Pos	School
Lewis Akin	E	Vanderbilt
Chuck Allen	T	Alabama
Bill Bucek	HB	Rice
Jackie Burkett	C	Auburn
Angelo Coia	HB	So. California
Jim Elfrid	C	Colorado State
Don Ellersick	E	Washington State
Don Floyd	T	TCU
Prentice Gautt	FB	Oklahoma
George Genyk	G	Michigan
Larry Grantham	E	Mississippi
Joe Graybeal	C	E. Kentucky State
Jack Groner	QB	Washington & Lee
George Izo	QB	Notre Dame
Ed Kaohelauiii	T	Oregon State
Ed Kovac	HB	Cincinnati
Mike Magac	T	Missouri
Blanche Martin	FB	Michigan State
Curt Merz	E	Iowa
Eddie Meyer	T-G	West Texas State
Gene Miller	T-G	Rice
Jim Mooty	HB	Arkansas
Mike Morin	HB	Knox
Nick Patella	G	Wake Forest
Don Perkins	HB	New Mexico
David Ross	E	Los Angeles State
Roger Smith	G	Auburn
Don Stallings	T	No. Carolina State
Larry Stephens	T-G	Texas
Jim St. Clair	QB	Santa Barbara State
Jim Stinnette	FB	Oregon State
David Wilemon	T	SMU

**SECOND SELECTIONS**

Player	Pos	School
Pete Abadie	E	Tulane
Ramon Armstrong	T-G	Texas Christian
Dave Baker	E	Syracuse
Richard Brooks	E	Purdue
Roger Brown	T-G	Maryland State
Tom Budrewicz	T-G	Brown
Bob Coiburn	QB	Bowling Green
Larry Essenmacker	T-G	Alma
Jim Gorman	T-G	McMurry
Bob Hall	T-G	Kent State
Marshall Harris	HB	Texas Christian
Garney Henley	HB	Huron
Jim Hunt	T-G	Purdue
Gordon Leboeuf	HB	Texas A&M
Jim Nemeth	C	S. Carolina
Steve Rasso	HB	Cincinnati
Royce Shelton	HB	Stephen F. Austin
Gerry Skonieczki	E	Syracuse
Andy Stynchula	T-G	Penn State
Frank Walton	HB	John Carroll

**1961**

Rd	Player	Pos	School
1.	Tom Brown	G	Minnesota
2.	Herb Adderly	HB	Michigan State
3.	Choice to Buffalo		
4.	Choice to Denver		
5.	Tom Matte	QB	Ohio State
6.	Bill Brown	FB	Illinois
7.	Fred Mautino	E	Syracuse
8.	Harold Beaty	T	Oklahoma State
9.	Bernie Casey	FB	Bowling Green
10.	Joe Scibeli	T	Notre Dame
11.	Art Gilmore	HB	Oregon State

Rd	Player	Pos	School
12.	Norris Stevenson	HB	Missouri
13.	Joe Wendryhoski	T	Illinois
14.	Jim Cunningham	FB	Pittsburgh
15.	Irv Cross	E	Northwestern
16.	Jerry Steffen	HB	Colorado
17.	Mike Pyle	T	Yale
18.	Alfred Bentley	E	Arkansas State
19.	Jim Kerr	HB	Penn State
20.	Neil Plumley	T	Oregon State
21.	Bob Brooks	FB	Ohio State
22.	Wayne Fontes	HB	Michigan State
23.	Mickey Walker	HB	Michigan State
24.	Howard Dyer	QB	VMI
25.	Andy Griffith	HB	American Int'l
26.	Bobby Smith	HB	UCLA
27.	Moses Gray	T	Indiana
28.	Fred Cox	HB	Pittsburgh
29.	Choice to Houston		
30.	Bill Minnerly	HB	Connecticut

**1962**

Rd	Pick	Player	Pos	School
1.	5	Sandy Stephens	QB	Minnesota
2.	13	Alex Krall	C	Rutgers
3.	21	Fate Echols	T	Northwestern
4.	29	Ed Blaine	G	Missouri
5.	37	Bobby Ply	QB	Baylor
6.	45	Mel Melin	QB	Washington State
7.	53	George Mans	E	Michigan
8.	61	John Lomakoski	T	W. Michigan
9.	69	Gary Barnes	E	Clemson
10.	77	Ted Stute	T	Ohio U.
11.	85	Curtis Miranda	C	Florida A&M
12.	90	Bill Winter	T	W. Virginia
13.	101	Wilburn Hobbs	QB	Iowa
14.	109	Bert Wilder	T	No. Carolina State
15.	117	Sam Mudie	HB	Rutgers
16.	125	Jim Smith	T	Penn State
17.	133	Allen Miller	G	Ohio
18.	141	Buddy Iles	E	Texas Christian
19.	149	Reed Bohovich	T	Lehigh
20.	157	Judge Dickson	FB	Minnesota
21.	165	Ron Hatcher	FB	Michigan State
22.	173	Tom Nolan	T	Penn Military
23.	181	John Kuprok	E	Pittsburgh
24.	189	John Counts	HB	Illinois
25.	197	Russ Warren	HB	Columbia
26.	205	Chuck Morris	HB	Mississippi
27.	213	Jerry Archer	C	Pittsburg State
28.	221	Walter Nikirk	T	Houston
29.	229	Frank Parker	T	Oklahoma State
30.	237	Mike McClellan	HB	Oklahoma
31.	245	L.E. Hicks	T	Florida
32.	253	Don Jonas	HB	Penn State
33.	261	Nick Maravich	T	North Carolina State
34.	267	Dick Wilson	C	Penn State

**1963**

Rd	Pick	Player	Pos	School
1.	3	Jerry Stovall	HB	Louisiana State
2.	11	Choice to Denver		
3.	19	Willie Richardson	E	Jackson State
4.	27	John Contoulis	T	Connecticut
5.	35	John Mackey	E	Syracuse
6.	43	Jim Price	LB	Auburn
7.	51	Lou Guy	HB	Mississippi
8.	59	Bill King	QB	Dartmouth
9.	67	Stan Sanders	E	Whittier
10.	75	Tony Liscio	T	Tulsa
11.	82	Choice to Buffalo		



Rd	Pick	Player	Pos	School
12.	91	John Craver	LB	No. Carolina
12.	96	Tommy Lucas	E	Texas
13.	99	Olin Hill	T	Furman
14.	106	Choice to San Diego		
15.	115	Pete Liske	QB	Penn State
16.	123	Nick Ryder	HB	Miami
17.	131	Charles Johnson	G	Villanova
18.	139	Bill Munsey	HB	Minnesota
19.	147	Gary Kroner	HB	Wisconsin
20.	155	John Johnson	T	Indiana
21.	163	Ron VanderKelen	QB	Wisconsin
22.	171	Bill "Thunder" Thornton	FB	Nebraska
23.	179	Lou Rettino	FB	Villanova
24.	187	Lowell Caylor	HB	Miami (OH)
25.	195	Joe Baughan	T	Auburn
26.	203	Terry Monaghan	T	Penn State
27.	211	Dave Herman	G	Michigan State
28.	219	Mike Taliaferro	QB	Illinois
29.	227	Paul Wicker	T	Fresno State

Rd	Pick	Player	Pos	School
1.	3	Matt Snell	FB	Ohio State
2.	11	Lloyd Voss	T	Nebraska
3.	19	Gerry Philbin	DE	Buffalo
4.	27	Jim Evans	FL	Texas Western
5.	35	Ben McGee	DT	Jackson State
6.	43	Ralph Baker	LB	Penn State
7.	51	Choice to San Diego		
8.	59	Steve Wright	T	Alabama
9.	67	Sherman Lewis	HB	Michigan State
10.	75	Ken Bowman	C	Wisconsin
11.	83	Bob Lacey	E	North Carolina
12.	91	Ruby Johnson	FB	Nebraska
13.	99	Jeff Ware	LB	Pittsburgh
14.	107	Charley Brooks	E	Memphis State
15.	115	Herman Johnson	DB	Michigan State
16.	123	Ray Popp	LB	Pittsburgh
17.	131	Bob Lehman	G-LB	Notre Dame
18.	139	Bill Scott	G	Memphis State
19.	147	Glenn Condren	T	Oklahoma
20.	155	Dick Shiner	QB	Maryland
21.	163	Larry Hand	T	Appalachian State
22.	171	Will Radosevich	T	Wyoming
23.	179	Cornell Gordon	HB	No. Carolina A&T
24.	187	Mike Mayne	E	Idaho
25.	195	Jerry Rhome	QB	Tulsa
26.	203	John Butler	FB	San Diego State



Ralph Baker

Rd	Player	Pos	School
1.	(from Denver) Joe Namath	QB	Alabama
1.	Tom Nowatzke	FB	Indiana
2.	John Huarte	QB	Notre Dame
3.	Verlon Biggs	DE	Jackson State
4.	Bob Schweikert	QB-HB	Virginia Tech
5.	Glenn Sasser	DE	No. Carolina State
6.	Don Hoover	LB	Ohio U.
7.	Jim Harris	DT	Utah State
8.	Archie Roberts	QB	Columbia
9.	Rich Zecher	T	Utah State
10.	Craig Morton	QB	California
11.	Bill Minor	LB	Illinois
12.	Choice to Buffalo		
13.	Wally Mahle	DB	Syracuse
14.	Loren Hawley	DE	California
15.	Bill Cronin	DB	Boston College
16.	Fred Hill	E	So. California
17.	Gary Porterfield	E	Tulsa
18.	John Dugan	T	Holy Cross
19.	Frank McClendon	T	Alabama
20.	Bo Scott	HB	Ohio State

Rd	Player	Pos	School
1.	Bill Yearby	T	Michigan
2.	Sam Ball	T	Kentucky
3.	Carl McAdams	LB	Oklahoma
4.	James Waskiewicz	C-LB	Wichita State
4.	Phil Sheridan	E	Notre Dame
5.	Ben Hawkins	E	Arizona State
6.	Emerson Boozer	FB	Maryland Eastern
7.	Joe Dobson	T	Idaho
8.	Pete Lammons	E	Texas
9.	James Jones	E	Nebraska-Omaha
10.	Bill Wolski	HB	Notre Dame
11.	Gerry Allen	HB	Nebraska-Omaha
12.	Steve Chomyszak	DT	Syracuse
13.	Stas Maliszewski	LB	Princeton
14.	Stan Quintana	DB	New Mexico
15.	Steve Cody	LB	Auburn
16.	Ron Acks	DB	Illinois
17.	Tom Tolleson	DB	Alabama
18.	Gerry Mosher	E	California
19.	Preston Ridlehuber	HB	Georgia
20.	Randy Schultz	HB	Iowa State

Rd	Pick	Player	Pos	School
1.	12	Paul Seiler	C-G	Notre Dame
2.	37	Rich Sheron	TE	Washington State
3.	66	Dennis Randall	DE	Oklahoma State
3.	74	Henry King	DB	Utah State
4.	92	Julian Gray	DB	Grambling State
5.	117	Louis Jackson	DB	Grambling State
6.	146	Jeff Richardson	G-DE	Michigan State
7.	171	John Elliott	G	Texas
8.	196	Gene Bledsoe	G	Texas
9.	224	Ray Scott	DE	Prairie View A&M
10.	249	Raymond Brown	DB	Alcorn State
11.	274	Herb Slattery	G	Delaware
12.	302	Randy Rasmussen	G	Kearney State (NE)
13.	327	Jack Emmer	FL	Rutgers
14.	352	Mike Stromberg	LB	Temple
15.	380	Jack Schweberger	FL	Vermont
16.	405	Doug Archibald	DB	Tennessee
17.	430	Bob Biletnikoff	QB	Miami (FL)



Randy Rasmussen

#### 1968

Rd	Pick	Player	Pos	School
1.	17	Lee White	FB	Weber State
2.	44	Steve Thompson	DE	Washington
3.	72	Sam Walton	T	E. Texas State
4.	101	Gary Magner	DT	So. California
5.	128	Lee Jacobsen	LB	Kearney State (NE)
6.	182	Oscar Lubke	T	Ball State
7.	200	Bob Taylor	RB	Maryland Eastern
8.	210	Jim Richards	DB	Virginia Tech
8.	214	Karl Henke	DT	Tulsa
9.	236	Gary Houser	TE-K	Oregon State
10.	264	Mike D'Amato	DB	Hofstra
11.	290	Henry Owens	FL	Weber State
12.	308	Ray Hayes	DT	Toledo
13.	344	Tom Myslinski	G	Maryland
14.	372	Harvey Nairn	RB	Southern (LA)
15.	398	Ronnie Ehrig	DB	Texas
16.	426	Tom Bilotta	G	Adams State (CO)
17.	452	Myles Strasser	RB	Wisconsin-Oshkosh


#### 1969

Rd	Pick	Player	Pos	School
1.	26	Dave Foley	T	Ohio State
2.	52	Al Woodall	QB	Duke
4.	104	Ezell Jones	T	Minnesota
5.	130	Chris Gilbert	RB	Texas
6.	156	Jimmie Jones	LB	Wichita State
7.	182	Cliff Larson	DE	Houston
8.	208	Cecil Leonard	DB	Tuskegee
9.	233	Frank Peters	T-C	Ohio U.
10.	260	Mike Hall	LB	Alabama
11.	286	Gary Roberts	G	Purdue
12.	311	Mike Battle	DB	So. California
13.	338	Steve O'Neal	P	Texas A&M
14.	364	Roger Finnie	DE	Florida A&M
15.	390	Wayne Stewart	TE	California
16.	416	George Nock	RB	Morgan State
17.	442	Fred Zirkle	DT	Duke

#### 1970

Rd	Pick	Player	Pos	School
1.	20	Steve Tannen	DB	Florida
2.	46	Richard Caster	WR	Jackson State
3.	72	Dennis Onkotz	LB	Penn State
4.	98	John Ebersole	DE	Penn State
5.	108	Cliff McClain	RB	So. Carolina State
5.	124	Gary Arthur	TE	Miami (OH)
6.	150	Terry Stewart	DB	Arkansas
7.	176	James Williams	DB	Virginia State

Rd	Pick	Player	Pos	School
8.	187	Jack Porter	G	Oklahoma
8.	202	Mark Lomas	DE	No. Arizona
9.	228	Ed Bell	WR	Idaho State
10.	254	Cleve Dickerson	RB	Miami (OH)
11.	280	Earlie Thomas	DB	Colorado State
12.	306	Bill Pierson	C-G	San Diego State
13.	332	Walter Groth	DT	Baylor
14.	358	John Little	LB	Oklahoma State
15.	384	Tom Bayless	DT	Purdue
16.	410	Claude Herard	DT	Mississippi
17.	440	Dick Beard	RB	Kentucky



Rich Caster

#### 1971

Rd	Pick	Player	Pos	School
1.	6	John Riggins	RB	Kansas
2.	32	John Mooring	T	Tampa
3.	58	Chris Farasopoulos	DB	Brigham Young
4.	84	Bill Zapalac	LB	Texas
6.	136	Phil Wise	TE	Nebraska-Omaha
7.	162	Scott Palmer	DT	Texas
8.	188	Roy Kirksey	G	Maryland Eastern
9.	214	John Curtis	TE	Springfield (MA)
10.	240	Jim Bettis	DB	Michigan
11.	266	Vern Studdard	WR	Mississippi
12.	292	Rich Sowell	DB	Alcorn State
13.	318	John Eggold	DE	Arizona
14.	344	Jack Harpring	G	Michigan
15.	370	Dan Dyches	C	So. Carolina
16.	396	Steve Harkey	RB	Georgia Tech
17.	422	Greg Flaska	DE	Western Michigan


#### 1972

Rd	Pick	Player	Pos	School
1.	9	Jerome Barkum	WR-TE	Jackson State
1.	20	Mike Taylor	LB	Michigan
3.	66	Gary Hammond	WR	Southern Methodist
4.	89	Ed Galigher	DE	UCLA
5.	114	Dickie Harris	DB	So. Carolina
6.	139	Joe Jackson	DE	New Mexico State
8.	194	Marion Lattimore	G	Kansas State
9.	218	Jeff Ford	DB	Georgia Tech
10.	244	Harley Turner	DB	UT Chattanooga
11.	268	Robert Stevenson	LB	Tennessee State





Rd	Pick	Player	Pos	School
12.	299	Hank Bjorklund	RB	Princeton
13.	324	Steve Sullivan	T	No. Texas State
14.	349	Louis Age	G	Louisiana-Lafayette
15.	374	Phil Sullivan	DB	Georgia
16.	399	Gary Kipmiller	C	Nebraska-Omaha
17.	429	Ken Gamble	P	Fayetteville (NC)



Jerome Barkum


Rd	Pick	Player	Pos	School
1.	13	Burgess Owens	DB	Miami (FL)
2.	38	Robert Woods	T	Tennessee State
4.	90	Bill Ferguson	LB	San Diego State
5.	116	Bruce Bannon	LB	Penn State
6.	144	Travis Roach	G	Texas
6.	155	Rick Harrell	C	Clemson
7.	169	Mike Haggard	WR	So. Carolina
8.	194	Rich Seifert	DB	Ohio State
9.	222	Robin Spicer	LB	Indiana
10.	243	Joe Carbone	LB	Delaware
10.	247	James Krempf	T	Texas A&M-Kingsville
11.	272	David Knight	WR	William & Mary
12.	300	Garry Puetz	T	Valparaiso
13.	325	Robert Parrish	DT	Duke
14.	350	Joe Schwartz	RB	Toledo
15.	378	Mahlon Williams	TE	N.C. Central
16.	403	John Czerwinski	T	Bowling Green
17.	432	Jim Foote	P	Delaware Valley

Rd	Pick	Player	Pos	School
1.	6	Carl Barzilauskas	DT	Indiana
2.	31	Gordon Browne	T	Boston College
3.	58	Godwin Turk	LB	Southern (LA)
3.	74	Roscoe Word	KR	Jackson State
5.	110	Gary Baccus	LB	Oklahoma
6.	135	Bill Wyman	C	Texas
6.	137	Wayne Jones	RB	Mississippi State
7.	162	Burney Veazey	TE	Mississippi
8.	187	Greg Gantt	K	Alabama
8.	192	Larry Lightfoot	RB	W. Alabama
8.	197	Ron Rydaldh	DT	Utah
9.	214	Robert Burns	RB	Georgia
10.	239	Sam Baker	G	Georgia
11.	266	Eugene Bird	DB	So. Mississippi
11.	267	Bill Buckley	WR	Mississippi State

Rd	Pick	Player	Pos	School
12.	291	John Ricca	DE	Duke
13.	318	John Tate	LB	Jackson State
14.	343	Greg Fountain	G	Mississippi State
15.	370	Willie Brister	TE	Southern (LA)
16.	395	Clarence Jackson	RB	W. Kentucky
17.	422	Doug Lowrey	G/C	Arkansas State

Rd	Pick	Player	Pos	School
2.	37	Anthony Davis	RB	So. California
3.	68	Richard Wood	LB	So. California
5.	118	Joe Wysock	G	Miami (FL)
6.	153	Tom Alward	G	Nebraska
8.	193	James Scott	WR	Henderson JC
9.	224	Everett Taylor	DB	Memphis State
10.	249	Charles James	CB	Jackson State
11.	274	Joe Bradford	RB	Central State (OH)
12.	299	Bert Cooper	LB	Florida State
13.	324	Dan Spivey	DT	Georgia
14.	349	Joe Fields	C	Widener
15.	380	Brisan Manor	DT	Arkansas
16.	405	Greg Wells	G	Albany State
17.	430	Mike Bartoszek	TE	Ohio State

Rd	Pick	Player	Pos	School
1.	6	Richard Todd	QB	Alabama
2.	33	Shafer Suggs	S-CB	Ball State
3.	67	Greg Buttle	LB	Penn State
5.	129	Steve King	T	Michigan
6.	163	Bob Martin	LB	Nebraska
7.	188	Larry Faulk	DE	Kent State
7.	199	James Richards	RB	Florida
8.	211	Joe Davis	G	So. California
8.	214	Louie Giammona	RB	Utah State
9.	244	Ronnie Moore	WR	VMI
11.	296	Lawrence Pillers	LB	Alcorn State
12.	326	Don Buckley	WR	No. Carolina State
12.	327	Dave Buckley	QB	No. Carolina State
14.	380	Al Gluchoski	C	W. Virginia
15.	410	Rick Faulk	P	San Francisco State
16.	437	James Godwin	RB	Fayetteville State
17.	466	Darwin Willie	TE	Tulane



Richard Todd



# 1977


Rd	Pick	Player	Pos	School
1.	4	Marvin Powell	T	So. California
2.	33	Wesley Walker	WR	California
3.	72	Charles Marshall	DE	Texas A&M
4.	90	Scott Dierking	RB	Purdue
5.	116	Perry Griggs	WR	Troy State
5.	129	Gary Gregory	T	Baylor
6.	144	Joe Klecko	DT	Temple
7.	168	Charles White	RB	Bethune-Cookman
7.	171	Bob Grupp	DB	Duke
7.	195	Kevin Long	RB	South Carolina
8.	200	Dan Alexander	DT	LSU
8.	210	Ed Thompson	LB	Ohio State
9.	227	Matt Robinson	QB	Georgia
10.	256	John Hennessy	DE	Michigan
11.	307	Dave Butterfield	DB	Nebraska
12.	312	Phil Gargis	RB-DB	Auburn
12.	313	Dave Conrad	T	Maryland

# 1978

Rd	Pick	Player	Pos	School
1.	4	Chris Ward	T	Ohio State
2.	31	Mark Merrill	LB	Minnesota
3.	61	Mickey Shuler	TE	Penn State
4.	88	Dodie Donnell	RB	Nebraska
5.	113	Randy Sidler	LB	Penn State
6.	140	Bobby Jackson	DB	Florida State
6.	142	Gregg Robinson	DT	Dartmouth
7.	169	Levi Armstrong	DB	UCLA
7.	170	James Earley	RB	Michigan State
8.	197	Derrick Gaffney	WR	Florida
8.	203	Mike Mock	P-LB	Texas Tech
8.	213	Roy Eppes	DB	Clemson
9.	225	Reggie Grant	DB	Oregon
9.	227	Neil Hutton	DB	Penn State
10.	254	Louis Richardson	DE	Florida State
11.	281	Pat Ryan	QB	Tennessee
12.	311	Alan Williams	P	Florida

# 1979

Rd	Pick	Player	Pos	School
1.	14	Marty Lyons	DE	Alabama
2.	41	Mark Gastineau	DE	East Central (OK)
3.	68	Donald Dykes	DB	S.E. Louisiana



Marty Lyons

Rd	Pick	Player	Pos	School
4.	96	Eric Cunningham	G	Penn State
4.	98	Johnny Lynn	DB	UCLA
5.	123	Kelly Kirchbaum	LB	Kentucky
5.	125	Stan Blinka	LB	Sam Houston State
6.	149	Bill Dufek	G	Michigan
7.	179	Emmett King	RB	Houston
7.	187	Keith Brown	S	Minnesota
8.	198	Marshall Harris	DL	Texas Christian
8.	205	Willie Beamon	LB	Boise State
9.	232	Gordy Sprattler	FB	No. Dakota State
10.	262	Steve Sybeldon	T	No. Dakota
10.	263	Ed McGlasson	C	Youngstown State
11.	288	Danny Sanders	QB	Carson-Newman
12.	314	Paul Darby	WR	S.W. Texas State

# 1980

Rd	Pick	Player	Pos	School
1.	2	Johnny "Lam" Jones	WR	Texas
2.	40	Darrol Ray	S	Oklahoma
2.	47	Ralph Clayton	WR-RB	Michigan
3.	69	Lance Mehl	LB	Penn State
4.	95	Jesse Johnson	DB	Colorado
5.	123	Jim Zidd	LB	Kansas
6.	149	George Visger	DL	Colorado
6.	152	Tom Schremp	DL	Wisconsin
7.	178	Bobby Batton	RB	Nevada-Las Vegas
7.	190	Bennie Leverett	RB	Bethune-Cookman
8.	205	Jeff Dziana	LB	Boston College
9.	234	Joe Peters	DT	Arizona State
10.	260	Guy Bingham	C	Montana
11.	290	James Zachery	LB-DE	Texas A&M
12.	317	David Dumars	CB-KR	N.E. Louisiana

# 1981

Rd	Pick	Player	Pos	School
1.	3	Freeman McNeil	RB	UCLA
2.	30	Marion Barber	RB	Minnesota
3.	60	Ben Rudolph	DT-DE	Long Beach State
4.	86	Al Washington	LB	Ohio State
5.	113	Tyrone Keys	DE	Mississippi State
6.	142	John Woodring	LB	Brown
7.	169	Kenny Neil	DE	Iowa State
8.	195	Lloyd Jones	WR	Brigham Young
8.	213	J.C. Watts	DB	Oklahoma
9.	225	Admiral Dewey Larry	DB	Nevada-Las Vegas
10.	251	Marty Wetzel	LB	Tulane
11.	278	Ed Gall	DT	Maryland
12.	308	Mike Moeller	T	Drake

# 1982

Rd	Pick	Player	Pos	School
1.	23	Bob Crable	LB	Notre Dame
2.	51	Reggie McElroy	T-G	West Texas State
3.	79	Dwayne Crutchfield	RB	Iowa State
4.	107	George Floyd	S-KR	Eastern Kentucky
5.	135	Mark Jerue	LB	Washington
6.	163	Lonell Phea	WR-KR	Houston
7.	191	Tom Coombs	TE	Idaho
8.	219	Lawrence Texada	RB	Henderson (AK)
9.	247	Rocky Klever	RB	Montana
10.	275	Darryl Hemphill	S	W. Texas State
11.	302	Perry Parmelee	WR	Santa Clara
12.	330	Tom Carlstrom	G	Nebraska

# 1983

Rd	Pick	Player	Pos	School
1.	24	Ken O'Brien	QB	Cal-Davis
2.	51	Johnny Hector	RB	Texas A&M
3.	78	JoJo Townsell	WR	UCLA
4.	105	Wes Howell	TE	California



Rd	Pick	Player	Pos	School
5.	136	John Walker	DT	Nebraska-Omaha
6.	163	Vincent White	RB	Stanford
7.	190	Darrin Newbold	LB	S.W. Missouri
8.	217	Davlin Mullen	CB-KR	W. Kentucky
9.	247	Bobby Humphrey	WR	New Mexico State
10.	274	Danny Fike	T	Florida
11.	301	Mike Harmon	WR-KR	Mississippi
12.	328	Stu Crum	K	Tulsa


1984	Rd	Pick	Player	Pos	School
	1.	10	Russell Carter	DB	Southern Methodist
	1.	15	Ron Fautot	DE	Arkansas
	2.	37	Jim Sweeney	G-C	Pittsburgh
	2.	39	Glenn Dennison	TE	Miami (FL)
	3.	64	Kyle Clifton	LB	Texas Christian
	4.	91	Bobby Bell Jr.	LB	Missouri
	5.	122	Tron Armstrong	WR	E. Kentucky
	6.	149	Tony Paige	FB	Virginia Tech
	7.	176	Harry Hamilton	S	Penn State
	8.	203	Billy Griggs	TE	Virginia
	8.	217	Bret Wright	P	S.E. Louisiana
	9.	234	Tom Baldwin	DT	Tulsa
	10.	261	Ronny Cone	FB	Georgia Tech
	11.	288	Dan Martin	T	Iowa State
	12.	315	Dave Roberson	WR	Houston

1985	Rd	Pick	Player	Pos	School
	1.	10	Al Toon	WR	Wisconsin
	2.	40	Lester Lyles	S	Virginia
	3.	67	Donnie Elder	CB	Memphis State
	4.	94	Doug Allen	WR	Arizona State
	5.	120	Troy Benson	LB	Pittsburgh
	5.	124	Brian Luft	DT	So. California
	5.	134	Tony Smith	WR	San Jose State
	6.	151	Jeff Deaton	G	Stanford
	6.	166	Rich Miano	S	Hawaii
	8.	208	Matt Monger	LB	Oklahoma State
	9.	235	Mike Waters	FB	San Diego State
	10.	262	Kerry Glenn	CB	Minnesota
	11.	292	Brad White	DE	Texas Tech
	12.	319	Bill Wallace	WR	Pittsburgh



Al Toon

1986	Rd	Pick	Player	Pos	School
	1.	22	Mike Haight	T	Iowa
	2.	49	Doug Williams	T	Texas A&M
	3.	79	Tim Crawford	LB	Texas Tech
	4.	105	Rogers Alexander	LB	Penn State
	5.	132	Ron Hadley	LB	Washington
	7.	189	Bob White	T	Rhode Island
	8.	215	Robert Ducksworth	CB	So. Mississippi
	9.	245	Nuu Faaola	RB	Hawaii
	10.	272	Carl Carr	LB	No. Carolina
	11.	299	Vince Amoia	RB	Arizona State
	12.	329	Sal Cesario	T	Cal Poly SLO




Nuu Faaola

1987	Rd	Pick	Player	Pos	School
	1.	21	Roger Vick	FB	Texas A&M
	2.	42	Alex Gordon	LB	Cincinnati
	3.	75	Onzy Elam	LB	Tennessee State
	5.	129	Kirby Jackson	CB	Mississippi State
	6.	161	Tracy Martin	WR	No. Dakota
	7.	187	Gerald Nichols	DT	Florida State
	8.	196	Eddie Hunter	RB-KR	Virginia Tech
	8.	214	Mike Rice	P	Montana
	9.	241	Ron McLean	DE	Cal State Fullerton
	10.	286	Sid Lewis	CB	Penn State
	11.	300	Kirk Timmer	LB	Montana State
	12.	327	Bill Ransdell	QB	Kentucky

1988	Rd	Pick	Player	Pos	School
	1.	8	Dave Cadigan	T	So. California
	2.	37	Terry Williams	CB	Bethune-Cookman
	3.	63	Erik McMillan	S	Missouri
	3.	74	James Hasty	CB	Washington State
	5.	119	Mike Withycombe	T	Fresno State
	6.	146	Paul Frase	DE	Syracuse
	7.	172	Gary Patton	RB	E. Michigan
	8.	203	Keith Neubert	TE	Nebraska
	9.	230	Ralph Tamm	G	West Chester
	10.	257	John Booty	CB	Texas Christian
	11.	287	John Galvin	LB	Boston College
	12.	314	Albert Goss	DT	Jackson State

1989				
Rd	Pick	Player	Pos	School
1.	14	Jeff Lageman	LB	Virginia
2.	42	Dennis Byrd	DE	Tulsa
3.	70	Joe Mott	LB	Iowa
4.	98	Ron Stallworth	DE	Auburn
5.	126	Tony Martin	WR	Mesa (CO)
6.	151	Marvin Washington	DE	Idaho
6.	153	Titus Dixon	WR-KR	Troy State
7.	181	Stevon Moore	DB	Mississippi
8.	209	A.B. Brown	RB	W. Virginia
9.	237	Patrick Marlatt	DT	W. Virginia
10.	265	Adam Bob	LB	Texas A&M
11.	293	Artie Holmes	S	Washington State
12.	321	Willie Sneed	WR	Florida



Jeff Lageman

1990				
Rd	Pick	Player	Pos	School
1.	2	Blair Thomas	RB	Penn State
2.	28	Reggie Rembert	WR	W. Virginia
3.	56	Tony Stargell	CB	Tennessee State
4.	84	Troy Taylor	QB	California
5.	112	Tony Savage	DT	Washington State
5.	134	Robert McWright	CB	Texas Christian
6.	140	Terance Mathis	WR-KR	New Mexico
7.	167	Dwayne White	G	Alcorn State
7.	168	Basil Proctor	LB	W. Virginia
8.	196	Roger Duffy	C	Penn State
9.	223	Dale Dawkins	WR	Miami
10.	251	Brad Quast	LB	Iowa
11.	279	Derrick Kelson	CB	Purdue
12.	306	Darrell Davis	DE-LB	Texas Christian

1991				
Rd	Pick	Player	Pos	School
2.	34	Browning Nagle	QB	Louisville
3.	63	Mo Lewis	LB	Georgia
4.	94	Mark Gunn	DE	Pittsburgh
6.	148	Blaise Bryant	RB	Iowa State
6.	160	Mike Riley	CB	Tulane
7.	175	Doug Parrish	DB	San Francisco St.
8.	202	Tim James	S	Colorado
9.	234	Paul Glonek	DT	Arizona
10.	261	Al Baker	RB	Kentucky
11.	288	Rocen Keeton	LB	UCLA
12.	315	Mark Hayes	T	Arizona State

1992				
Rd	Pick	Player	Pos	School
1.	15	Johnny Mitchell	TE	Nebraska
2.	42	Kurt Barber	LB	So. California
3.	68	Siupeli Malamala	T	Washington
4.	96	Keo Coleman	LB	Mississippi State
5.	127	Cal Dixon	C	Florida
6.	154	Glenn Cadrez	LB	Houston
6.	166	Jeff Blake	QB	E. Carolina
8.	219	Vincent Brownlee	WR-KR	Mississippi
10.	266	Mario Johnson	DT-G	Missouri
11.	293	Eric Boles	WR	Central Washington

1993				
Rd	Pick	Player	Pos	School
1.	4	Marvin Jones	LB	Florida State
2.	36	Coleman Rudolph	DE	Georgia Tech
3.	88	David Ware	T-G	Virginia
5.	115	Fred Baxter	TE	Auburn
5.	120	Adrian Murrell	RB	W. Virginia
5.	129	Kenny Shedd	WR-KR	No. Iowa
6.	144	Richie Anderson	RB	Penn State
7.	171	Alec Millen	T	Georgia
8.	200	Craig Hentrich	P-K	Notre Dame

1994				
Rd	Pick	Player	Pos	School
1.	12	Aaron Glenn	CB	Texas A&M
2.	41	Ryan Yarbrough	WR	Wyoming
3.	94	Lou Benfatti	DT	Penn State
4.	117	Orlando Parker	WR	Troy State
5.	152	Horace Morris	LB	Tennessee
6.	173	Fred Lester	FB	Alabama A&M
7.	208	Glenn Foley	QB	Boston College

1995				
Rd	Pick	Player	Pos	School
1.	9	Kyle Brady	TE	Penn State
1.	16	Hugh Douglas	DE	Central State (OH)
2.	33	Matt O'Dwyer	G	Northwestern
4.	106	Melvin Hayes	T	Mississippi State
4.	107	Tyrone Davis	WR	Virginia
5.	142	Carl Greenwood	CB	UCLA
6.	178	Eddie Mason	LB	No. Carolina
7.	217	Curtis Ceaser	WR	Grambling State

1996				
Rd	Pick	Player	Pos	School
1.	1	Keyshawn Johnson	WR	So. California
2.	31	Alex Van Dyke	WR	Nevada
3.	62	Ray Mickens	CB	Texas A&M
5.	133	Marcus Coleman	S	Texas Tech
6.	168	Hugh Hunter	DE	Hampton (VA)
7.	210	Chris Hayes	S	Washington State



Keyshawn Johnson



1997				
Rd	Pick	Player	Pos	School
1.	8	James Farrior	LB	Virginia
2.	31	Rick Terry	DT	No. Carolina
3.	88	Dedric Ward	WR	No. Iowa
4.	102	Terry Day	DE	Mississippi State
4.	104	Leon Johnson	RB	No. Carolina
5.	131	Lamont Burns	G	E. Carolina
5.	145	Raymond Austin	DB	Tennessee
6.	164	Tim Scharf	LB	Northwestern
6.	191	Chuck Clements	QB	Houston
7.	202	Steve Rosga	S	Colorado
7.	229	Jason Ferguson	DT	Georgia

1998				
Rd	Pick	Player	Pos	School
2.	56	Dorian Boose	DE	Washington State
3.	67	Scott Frost	S	Nebraska
3.	87	Kevin Williams	DB	Oklahoma State
4.	111	Jason Fabini	T	Cincinnati
4.	134	Casey Dailey	LB	Northwestern
5.	141	Doug Karczewski	G	Virginia
5.	146	Blake Spence	TE	Oregon
5.	149	Eric Bateman	T	Brigham Young
6.	163	Eric Ogbogu	DE	Maryland
6.	174	Chris Brazzell	WR	Angelo State (TX)
6.	183	Dustin Johnson	FB	Brigham Young
7.	195	Lawrence Hart	TE	Southern (LA)

1999				
Rd	Pick	Player	Pos	School
2.	57	Randy Thomas	G	Mississippi State
3.	90	David Lovern	G	San Jose State
4.	123	Jason Wiltz	DT	Nebraska
5.	162	Jermaine Jones	DB	Northwestern State (LA)
6.	183	Mark Megna	LB	Richmond
6.	197	J.P. Machado	G	Illinois
7.	223	Ryan Young	T	Kansas State
7.	235	J.J. Syvrud	LB	Jamestown (ND)

2000				
Rd	Pick	Player	Pos	School
1.	12	Shaun Ellis	DE	Tennessee
1.	13	John Abraham	LB	So. Carolina
1.	18	Chad Pennington	QB	Marshall
1.	27	Anthony Becht	TE	W. Virginia
3.	78	Laveranues Coles	WR	Florida State
5.	143	Windrell Hayes	WR	So. California
6.	179	Tony Scott	DB	No. Carolina State
7.	218	Richard Seals	DT	Utah

2001				
Rd	Pick	Player	Pos	School
1.	16	Santana Moss	WR-KR	Miami
2.	49	LaMont Jordan	RB	Maryland
3.	79	Kareem McKenzie	T	Penn State
4.	101	Jamie Henderson	CB	Georgia
7.	206	James Reed	DT	Iowa State
7.	217	Siitupe (Tupe) Peko	G	Michigan State

2002				
Rd	Pick	Player	Pos	School
1.	22	Bryan Thomas	DE	Alabama-Birmingham
2.	57	Jon McGraw	S	Kansas State
3.	88	Chris Baker	TE	Michigan State
4.	121	Alan Harper	DT	Fresno State
5.	154	Jonathan Goodwin	G	Michigan

2003				
Rd	Pick	Player	Pos	School
1.		Dewayne Robertson	DT	Kentucky

Rd	Pick	Player	Pos	School
2.	53	Victor Hobson	LB	Michigan
3.	85	B.J. Askew	FB	Michigan
5.	140	Derek Pagel	S	Iowa
5.	150	Matt Walters	DT	Miami (FL)
6.	200	Brooks Bollinger	QB	Wisconsin
7.	237	Dave Yovanovits	G	Temple

2004				
Rd	Pick	Player	Pos	School
1.	12	Jonathan Vilma	LB	Miami (FL)
3.	76	Derrick Strait	CB	Oklahoma
4.	108	Jerricho Cotchery	WR	No. Carolina State
4.	132	Adrian Jones	T	Kansas
5.	143	Erik Coleman	S	Washington State
6.	178	Marko Cavka	T	Sacramento State
7.	213	Darrell McClover	LB	Miami (FL)
7.	234	Trevor Johnson	DE	Nebraska
7.	235	Derrick Ward	FB	Ottawa (KS)
7.	236	Rashad Washington	SS	Kansas State

2005				
Rd	Pick	Player	Pos	School
2.	47	Mike Nugent	K	Ohio State
2.	57	Justin Miller	CB-KR	Clemson
3.	88	Sione Pouha	DT	Utah State
4.	123	Kerry Rhodes	S	Louisville
5.	161	Andre Maddox	S	No. Carolina State
6.	182	Cedric Houston	RB	Tennessee
6.	198	Joel Dresen	TE	Colorado State
7.	240	Harry Williams Jr.	WR	Tuskegee

2006				
Rd	Pick	Player	Pos	School
1.	4	D'Brickshaw Ferguson	T	Virginia
1.	29	Nick Mangold	C	Ohio State
2.	49	Kellen Clemens	QB	Oregon
3.	76	Anthony Schlegel	L	BOhio State
3.	97	Eric Smith	S	Michigan State
4.	103	Brad Smith	WR	Missouri
4.	117	Leon Washington	RB	Florida State
5.	150	Jason Pociask	TE	Wisconsin
6.	189	Drew Coleman	CB	Texas Christian
7.	220	Titus Adams	DT	Nebraska

2007				
Rd	Pick	Player	Pos	School
1.	14	Darrelle Revis	CB	Pittsburgh
2.	47	David Harris	LB	Michigan
6.	177	Jacob Bender	OL	Nicholls State
7.	235	Chansi Stuckey	WR	Clemson



D'Brickshaw Ferguson



## PRESEASON RESULTS 1960-2006

### 1960: 1-4

8/6	Los Angeles Chargers	L	7-27	Los Angeles, CA
8/13	Oakland Raiders	L	17-23	Sacramento, CA
8/20	Dallas Texans	L	14-38	Arlene, TX
8/26	Houston Oilers	L	14-30	Mobile, AL
9/4	Buffalo Bills	W	52-31	Buffalo, NY

### 1961: 1-3

8/5	Dallas Texans	L	28-39	Dallas, TX
8/10	Boston Patriots	L	3-14	Boston, MA
8/19	Boston Patriots	W	17-7	Philadelphia, PA
8/25	Houston Oilers	L	20-30	Greenville, SC

### 1962: 0-4

8/4	Houston Oilers	L	27-33	Houston, TX
8/12	Buffalo Bills	L	10-20	New Haven, CT
8/25	Boston Patriots	L	10-17	Lowell, MA
9/1	San Diego Chargers	L	9-14	San Diego, CA

### 1963: 1-3

8/9	Houston Oilers	L	0-17	Shreveport, LA
8/16	Buffalo Bills	L	8-23	Buffalo, NY
8/23	Oakland Raiders	L	16-43	Oakland, CA
9/1	Boston Patriots	W	22-20	New Brunswick, NJ

### 1964: 4-1

8/8	Buffalo Bills	L	13-26	Tampa, FL
8/15	Boston Patriots	W	23-7	Lowell, MA
8/22	Boston Patriots	W	21-20	New Brunswick, NJ
8/29	San Diego Chargers	W	34-6	Atlanta, GA
9/5	Buffalo Bills	W	19-17	Kinston, PA

### 1965: 2-3

8/7	Houston Oilers	L	16-21	Alexandria, VA
8/3	Boston Patriots	W	26-16	Allentown, PA
8/21	Buffalo Bills	L	14-30	New Brunswick, NJ
8/28	Boston Patriots	W	17-0	Norfolk, VA
9/2	Buffalo Bills	L	10-31	Buffalo, NY

### 1966: 4-0

8/13	Houston Oilers	W	16-10	Birmingham, AL
8/20	Miami Dolphins	W	31-14	Jacksonville, FL
8/27	Buffalo Bills	W	34-17	Allentown, PA
9/1	Boston Patriots	W	41-3	Mobile, AL

### 1967: 2-3

8/4	Boston Patriots	W	55-13	Bridgeport, CT
8/12	Kansas City Chiefs	L	17-30	Birmingham, AL
8/19	Philadelphia Eagles	L	19-34	Cincinnati, OH
8/26	Houston Oilers	W	13-7	Charlotte, NC
8/31	Buffalo Bills	W	10-31	Buffalo, NY

### 1968: 3-2

8/12	Houston Oilers	L	14-28	Houston, TX
8/17	Boston Patriots	W	25-6	Richmond, VA
8/24	Atlanta Falcons	W	27-12	Birmingham, AL
8/30	Cincinnati Bengals	L	9-13	Memphis, TN
9/7	Detroit Lions	W	9-6	Cleveland, OH

### 1969: 3-3

8/1	College All-Stars	W	26-24	Chicago, IL
8/9	St. Louis Cardinals	L	6-13	St. Louis, MO
8/17	at Giants	W	37-14	New Haven, CT
8/25	Oakland Raiders	L	6-24	Oakland, CA
8/30	Minnesota Vikings	W	24-21	Winston-Salem, NC
9/6	Dallas Cowboys	L	9-25	Dallas, TX

### 1970: 3-3

8/8	Buffalo Bills	W	33-10	Birmingham, AL
8/15	Atlanta Falcons	L	14-20	Winston-Salem, NC
8/23	at Giants	L	24-28	New Haven, CT
8/30	Minnesota Vikings	L	21-52	Bloomington, MN
9/5	New Orleans Saints	W	27-14	New Orleans, LA
9/13	Dallas Cowboys	W	29-21	Dallas, TX

### 1971: 2-4

8/7	Detroit Lions	L	24-28	Tampa, FL
8/14	Oakland Raiders	L	20-14	Oakland, CA
8/22	at Giants	W	27-14	New Haven, CT
8/30	Kansas City Chiefs	L	16-21	Kansas City, MO
9/4	Pittsburgh Steelers	L	21-35	Cleveland, OH
9/10	New England Patriots	W	38-9	Memphis, TN

### 1972: 2-2-2

8/5	San Francisco 49ers	W	17-10	Jacksonville, FL
8/12	Pittsburgh Steelers	L	3-22	Seattle, WA
8/20	at Giants	T	31-31	New Haven, CT
8/26	Dallas Cowboys	L	27-34	Dallas, TX
9/2	Atlanta Falcons	W	9-3	Atlanta, GA
9/9	San Diego Chargers	T	20-20	San Diego, CA

### 1973: 4-2

8/3	Houston Oilers	W	16-13	Houston, TX
8/11	San Francisco 49ers	W	34-14	Tampa, FL
8/19	at Giants	L	30-45	New Haven, CT
8/25	St. Louis Cardinals	L	10-13	St. Louis, MO
9/1	New Orleans Saints	W	28-17	New Orleans, LA
9/8	Philadelphia Eagles	W	16-13	Tampa, FL

### 1974: 2-4

8/3	Denver Broncos	W	41-19	Denver, CO
8/10	San Diego Chargers	L	14-20(OT)	San Diego, CA
8/17	at Giants	L	13-21	New Haven, CT
8/23	St. Louis Cardinals	W	20-7	St. Louis, MO
8/31	New Orleans Saints	L	7-24	New Orleans, LA
9/7	Oakland Raiders	L	6-31	Berkeley, CA

### 1975: 4-1

8/9	Minnesota Vikings	W	20-15	Phoenix, AZ
8/16	St. Louis Cardinals	W	14-13	St. Louis, MO
8/24	at Giants	L	20-21	New Haven, CT
8/30	Atlanta Falcons	W	16-13	Atlanta, GA
9/7	Washington Redskins	W	35-31	Washington, DC
9/14	New England Patriots		Canceled	

### 1976: 1-5

7/31	St. Louis Cardinals	L	12-13	St. Louis, MO
8/11	Giants	L	14-16	Yankee Stadium
8/13	Oakland Raiders	L	17-41	Yankee Stadium
8/21	Houston Oilers	W	27-24	Houston, TX
8/28	Washington Redskins	L	7-38	Yankee Stadium
9/4	Pittsburgh Steelers	L	6-41	Pittsburgh, PA

### 1977: 3-4

7/30	Chicago Bears	L	6-20	Canton, OH (Hall of Fame game)
8/5	Philadelphia Eagles	L	3-21	Meadowlands
8/13	Atlanta Falcons	W	17-2	Atlanta, GA
8/20	Pittsburgh Steelers	L	13-26	Meadowlands
8/27	New Orleans Saints	W	20-14	New Orleans, LA
9/4	at Giants	W	10-4	Meadowlands
9/9	Washington Redskins	L	7-14	Washington, DC

### 1978: 2-2

8/7	Atlanta Falcons	L	17-20	Meadowlands
8/12	at Giants	W	27-23	Meadowlands
8/19	San Diego Chargers	W	23-10	San Diego, CA
8/25	Philadelphia Eagles	L	0-14	Philadelphia, PA

### 1979: 2-2

8/4	Chicago Bears	L	14-27	Chicago, IL
8/12	Houston Oilers	W	26-14	Houston, TX
8/17	Pittsburgh Steelers	L	14-27	Meadowlands
8/25	at Giants	W	14-6	Meadowlands

### 1980: 2-2

8/10	Chicago Bears	L	9-21	Meadowlands
8/15	Philadelphia Eagles	L	13-28	Philadelphia, PA
8/23	Pittsburgh Steelers	W	20-13	Meadowlands
8/30	at Giants	W	32-7	Meadowlands

### 1981: 3-1

8/7	Denver Broncos	W	33-7	Denver, CO
8/15	Atlanta Falcons	L	20-21	Atlanta, GA
8/22	at Giants	W	37-24	Meadowlands
8/29	Philadelphia Eagles	W	14-3	Meadowlands

### 1982: 1-3

8/14	Green Bay Packers	L	19-21	Green Bay, WI
8/22	Houston Oilers	W	33-16	Houston, TX
8/28	at Giants	L	10-22	Meadowlands
9/4	Denver Broncos	L	13-20	Meadowlands

### 1983: 2-2

8/7	at Giants	L	16-23	Meadowlands
8/13	Los Angeles Raiders	W	20-17	Meadowlands
8/18	Cincinnati Bengals	W	20-17(OT)	Cincinnati, OH
8/27	New Orleans Saints	L	10-17	New Orleans, LA





### 1984: 1-3

8/4	Cincinnati Bengals	L	15-21	Meadowlands
8/11	Houston Oilers	L	17-36	Houston, TX
8/18	at Giants	L	14-20	Meadowlands
8/24	Los Angeles Raiders	W	20-14	Los Angeles, CA

### 1985: 1-3

8/10	Philadelphia Eagles	L	17-37	Meadowlands
8/17	Cincinnati Bengals	L	20-24	Cincinnati, OH
8/24	at Giants	L	31-34(OT)	Meadowlands
8/31	Green Bay Packers	W	30-20	Green Bay, WI

### 1986: 2-2

8/9	Green Bay Packers	L	14-38	Madison, WI
8/16	Cincinnati Bengals	W	28-17	Meadowlands
8/23	at Giants	L	16-20	Meadowlands
8/28	Philadelphia Eagles	W	37-30	Philadelphia, PA

### 1987: 2-2

8/15	Philadelphia Eagles	W	13-10	Meadowlands
8/22	Tampa Bay Buccaneers	L	27-29	Tampa, FL
8/29	at Giants	W	30-21	Meadowlands
9/4	San Diego Chargers	L	30-6	San Diego, CA

### 1988: 1-3

8/6	Philadelphia Eagles	L	12-23	Philadelphia, PA
8/13	at Giants	L	21-23	Meadowlands
8/18	Cleveland Browns	W	11-7	Montreal, Canada
8/27	Green Bay Packers	L	27-28	Madison, WI

### 1989: 2-2

8/12	Green Bay Packers	L	27-28	Milwaukee, WI
8/20	Philadelphia Eagles	W	19-10	Raleigh, NC
8/26	at Giants	L	17-21	Meadowlands
9/1	Kansas City Chiefs	W	15-13(OT)	Kansas City, MO

### 1990: 2-2

8/11	Philadelphia Eagles	W	17-6	Philadelphia, PA
8/18	Kansas City Chiefs	W	20-0	Kansas City, MO
8/25	at Giants	L	7-17	Meadowlands
9/1	Tampa Bay Buccaneers	L	14-23	Tampa, FL

### 1991: 1-3

8/3	Philadelphia Eagles	L	10-24	Meadowlands
8/10	Kansas City Chiefs	L	10-19	St. Louis, MO
8/17	at Giants	L	10-24	Meadowlands
8/24	Washington Redskins	W	13-9	Columbia, SC

### 1992: 5-0

8/1	Philadelphia Eagles	W	41-14	Canton, OH
8/8	Washington Redskins	W	14-13	Meadowlands
8/16	Green Bay Packers	W	24-7	Madison, WI
8/22	Giants	W	20-14	Meadowlands
8/27	Philadelphia Eagles	W	22-13	Philadelphia, PA

### 1993: 0-4

8/7	Pittsburgh Steelers	L	13-17	Pittsburgh, PA
8/13	Philadelphia Eagles	L	13-24	Meadowlands
8/21	at Giants	L	13-14	Meadowlands
8/27	Washington Redskins	L	3-17	Washington, DC

### 1994: 3-1

8/5	Detroit Lions	L	13-26	Pontiac, MI
8/13	Philadelphia Eagles	W	34-24	Philadelphia, PA
8/20	Giants	W	13-10	Meadowlands
8/26	Tampa Bay Buccaneers	W	10-9	Tampa, FL

### 1995: 2-2

8/5	Tampa Bay Buccaneers	W	9-3	Tampa, FL
8/12	Philadelphia Eagles	L	10-13	Jackson, MS
8/19	at Giants	L	31-32	Meadowlands
8/25	Cincinnati Bengals	W	30-24	Cincinnati, OH

### 1996: 1-3

8/3	Houston Oilers	L	13-31	Jackson, MS
8/8	Philadelphia Eagles	L	16-30	Philadelphia, PA
8/17	Giants	W	13-6	Meadowlands
8/23	Oakland Raiders	L	27-44	Oakland, CA

### 1997: 4-0

8/2	Philadelphia Eagles	W	31-17	Meadowlands
8/8	Baltimore Ravens	W	39-29	Meadowlands
8/16	at Giants	W	27-17	Meadowlands
8/22	Tampa Bay Buccaneers	W	15-9 (OT)	Orlando, FL

### 1998: 3-1

8/6	Philadelphia Eagles	W	29-15	Philadelphia, PA
8/15	Baltimore Ravens	L	10-24	Meadowlands
8/20	Giants	W	27-23	Meadowlands
8/28	Chicago Bears	W	24-7	Chicago, IL

### 1999: 3-1

8/14	Green Bay Packers	L	16-27	Green Bay, WI
8/20	Philadelphia Eagles	W	10-9	Meadowlands
8/28	at Giants	W	16-10	Meadowlands
9/3	Minnesota Vikings	W	38-17	Meadowlands

### 2000: 2-2

7/27	New Orleans Saints	W	24-20	Meadowlands
8/4	Green Bay Packers	L	24-37	Green Bay, WI
8/12	Baltimore Ravens	L	0-10	Baltimore, MD
8/18	Giants	W	27-24	Meadowlands

### 2001: 2-2

8/11	Atlanta Falcons	L	10-20	Meadowlands
8/18	Baltimore Ravens	W	16-3	Meadowlands
8/25	Giants	W	17-14	Meadowlands
8/30	Philadelphia Eagles	L	12-13	Philadelphia, PA

### 2002: 4-0

8/8	Pittsburgh Steelers	W	16-6	Pittsburgh, PA
8/15	Baltimore Ravens	W	34-16	Baltimore, MD
8/24	Giants	W	28-7	Meadowlands
8/30	Philadelphia Eagles	W	23-16	Meadowlands

### 2003: 3-2

8/2	Tampa Bay Buccaneers	L	14-30	Tampa, FL
8/10	Cincinnati Bengals	W	28-13	Meadowlands
8/16	New Orleans Saints	L	17-22	Meadowlands
8/23	at Giants	W	15-14	Meadowlands
8/28	Philadelphia Eagles	W	17-9	Philadelphia, PA

### 2004: 3-1

8/13	New Orleans Saints	L	13-23	New Orleans, LA
8/21	Indianapolis Colts	W	31-7	Indianapolis, IN
8/27	Giants	W	17-10	Meadowlands
9/3	Philadelphia Eagles	W	28-27	Meadowlands

### 2005: 3-1

8/12	Detroit Lions	W	10-3	Meadowlands
8/19	Minnesota Vikings	W	28-21	Meadowlands
8/26	at Giants	L	14-15	Meadowlands
9/1	Philadelphia Eagles	W	37-14	Philadelphia, PA

### 2006: 2-2

8/11	Tampa Bay Buccaneers	L	3-16	Tampa Bay, FL
8/19	Washington Redskins	W	27-14	Washington, D.C.
8/25	Giants	L	7-13	Meadowlands
9/1	Philadelphia Eagles	W	20-17	Meadowlands

### RECORDS VS OPPONENTS IN PRESEASON

Overall: Won 106, Lost 105, Tied 2  
vs NFC: Won 63, Lost 59, Tied 1

### Record Last Meeting

Arizona/St. Louis Cardinals	(2-3)	1976
Atlanta Falcons	(4-4)	2001
Baltimore Ravens	(3-2)	2002
Buffalo Bills	(4-6)	1970
Chicago Bears	(1-3)	1998
Cincinnati Bengals	(4-3)	2003
Cleveland Browns	(1-0)	1988
College All-Stars	(1-0)	1969
Dallas Cowboys	(1-2)	1972
Denver Broncos	(2-1)	1982
Detroit Lions	(2-2)	2005
Green Bay Packers	(2-6)	2000
Indianapolis Colts	(1-0)	2004
Kansas City Chiefs/Dallas Texans	(2-5)	1991
Miami Dolphins	(1-0)	1966
Minnesota Vikings	(4-1)	2005
New England/Boston Patriots	(10-2)	1971
New Orleans Saints	(4-4)	2004
New York Giants	(19-18-1)	2006
Oakland/Los Angeles Raiders	(2-7)	1996
Philadelphia Eagles	(17-11)	2006
Pittsburgh Steelers	(2-6)	2002
San Diego/Los Angeles Chargers	(2-4-1)	1987
San Francisco 49ers	(2-0)	1973
Tampa Bay Buccaneers	(3-4)	2006
Tennessee Titans/Houston Oilers	(6-8)	1996
Washington Redskins	(4-3)	2006



## ARIZONA CARDINALS (Formerly Phoenix Cardinals, St. Louis Cardinals)

4-2 Overall | 2-1 Home | 2-1 Away

### JETS vs. CARDINALS

9/27/71 - at St. Louis 17, New York 10  
11/23/75 - St. Louis 37, at New York 6

10/22/78 - at New York 23, St. Louis 10  
10/27/96 - New York 31, at Arizona 21

11/7/99 - at New York 12, Arizona 7

11/28/04 - New York 13, at Arizona 3

### JETS SINGLE GAME RECORDS

MOST RUSHING YARDS			
Player	Att	Yds	Date
1. Adrian Murrell	31	199	10/27/96
2. Curtis Martin	38	131	11/7/99
3. Curtis Martin	24	99	11/28/04

MOST RUSHING TOUCHDOWNS		
Player	TD	Date
1. Scott Dierking	2	10/22/78

MOST PASSING YARDS			
Player	Cmp/Att	Yds	Date
1. Frank Reich	22/31	254	10/27/96
2. Al Woodall	16/28	151	9/27/71
3. Quincy Carter	8/12	133	11/28/04

MOST RECEPTIONS		
Player	Rec	Date
1. Keyshawn Johnson	7	10/27/96
2. John Riggins	6	9/27/71
3. Three Tied	5	

MOST RECEIVING YARDS		
Player	Yds	Date
1. Santana Moss	109	11/28/04
2. Keyshawn Johnson	94	10/27/96
3. Jerome Barkum	63	11/23/75

MOST POINTS		
Player	Pts	Date
1. Scott Dierking	12	10/22/78
2. Pat Leahy	11	10/22/78
3. Two Tied	7	

MOST FIELD GOALS		
Player	FG	Date
1. Pat Leahy	3	10/22/78
2. Three Tied, Most Recently		
Doug Brien	2	11/28/04

LONGEST RUSHING PLAY		
Player	Yds	Date
Adrian Murrell	78	10/27/96

LONGEST PASSING PLAY		
Player	Yds	Date
Q. Carter to S. Moss	69t	11/28/04

### CARDINALS

#### 2007 SCHEDULE

Sep. 10	at San Francisco 49ers
Sep. 16	Seattle Seahawks
Sep. 23	at Baltimore Ravens
Sep. 30	Pittsburgh Steelers
Oct. 7	at St. Louis Rams
Oct. 14	Carolina Panthers
Oct. 21	at Washington Redskins
Oct. 28	BYE
Nov. 4	at Tampa Bay Buccaneers
Nov. 11	Detroit Lions
Nov. 18	at Cincinnati Bengals
Nov. 25	San Francisco 49ers
Dec. 2	Cleveland Browns
Dec. 9	at Seattle Seahawks
Dec. 16	at New Orleans Saints
Dec. 23	Atlanta Falcons
Dec. 30	St. Louis Rams



## ATLANTA FALCONS

4-5 Overall | 2-2 Home | 2-3 Away

### JETS vs. FALCONS

11/25/73 - Atlanta 28, at New York 20  
10/12/80 - New York 14, at Atlanta 7  
10/23/83 - Atlanta 27, at New York 21

11/9/86 - New York 28, at Atlanta 14  
11/26/89 - at New York 27, Atlanta 7

9/6/92 - at Atlanta 20, New York 17  
9/24/95 - at Atlanta 13, New York 3

10/25/98 - at New York 28, Atlanta 3  
10/24/05 - at Atlanta 27, New York 14

### JETS SINGLE GAME RECORDS

MOST RUSHING YARDS			
Player	Att	Yds	Date
1. Curtis Martin	25	101	10/25/98
2. Kevin Long	25	100	10/12/80
3. Bruce Harper	4	90	10/23/83

MOST RUSHING TOUCHDOWNS		
Player	TD	Date
1. Johnny Hector	2	11/26/89

MOST PASSING YARDS			
Player	Cmp/Att	Yds	Date
1. Browning Nagle	12/37	366	9/6/92
2. Ken O'Brien	26/53	322	11/9/86
3. Richard Todd	20/37	240	10/23/83

MOST TOUCHDOWN PASSES		
Player	TD	Date
1. Ken O'Brien	3	11/9/86
2. Three Tied, Most Recently		
Vinny Testaverde	2	10/25/98

MOST RECEPTIONS		
Player	Rec	Date
1. Laveranues Coles	9	10/24/05
2. Al Toon	8	11/26/89
3. Rob Carpenter	6	9/6/92

MOST RECEIVING YARDS		
Player	Yds	Date
1. Rob Carpenter	109	9/6/92
2. Rob Moore	99	9/6/92
3. Al Toon	98	11/9/86

MOST RECEIVING TOUCHDOWNS		
Player	TD	Date
1. Wesley Walker	2	11/9/86

MOST POINTS		
Player	Pts	Date
1. Johnny Hector	12	11/26/89
2. Wesley Walker	12	11/9/86
3. Pat Leahy	9	11/26/89

MOST FIELD GOALS		
Player	FG	Date
1. Bobby Howfield	2	11/25/73
Pat Leahy	2	11/26/89

LONGEST RUSHING PLAY		
Player	Yds	Date
Bruce Harper	78t	10/23/83

LONGEST PASSING PLAY		
Player	Yds	Date
K. O'Brien to Al Toon	59t	11/9/86

### FALCONS

#### 2007 SCHEDULE

Sep. 9	at Minnesota Vikings
Sep. 16	at Jacksonville Jaguars
Sep. 23	Carolina Panthers
Sep. 30	Houston Texans
Oct. 7	at Tennessee Titans
Oct. 15	N.Y. Giants
Oct. 21	at New Orleans Saints
Oct. 28	BYE
Nov. 4	San Francisco 49ers
Nov. 11	at Carolina Panthers
Nov. 18	Tampa Bay Buccaneers
Nov. 22	Indianapolis Colts
Dec. 2	at St. Louis Rams
Dec. 10	New Orleans Saints
Dec. 16	at Tampa Bay Buccaneers
Dec. 23	at Arizona Cardinals
Dec. 30	Seattle Seahawks



## BALTIMORE RAVENS

1-4 Overall | 1-2 Home | 0-2 Away

### JETS vs. RAVENS

11/2/97 - at New York 19, Baltimore 16 (OT)  
9/13/98 - Baltimore 24, at New York 10

12/24/00 - at Baltimore 34, New York 20

11/14/04 - Baltimore 20, at New York 17 (OT)

10/2/05 - at Baltimore 13, New York 3

### JETS SINGLE GAME RECORDS

#### MOST RUSHING YARDS

Player	Att	Yds	Date
1. Curtis Martin	28	114	11/14/04
2. Curtis Martin	23	58	9/13/98
3. Curtis Martin	18	47	12/24/00

#### MOST RUSHING TOUCHDOWNS

Player	TD	Date
1. Curtis Martin	2	11/14/04

#### MOST PASSING YARDS

Player	Cmp/Att	Yds	Date
1. Vinny Testaverde	36/69	481	12/24/00
2. Glenn Foley	22/32	247	9/13/98
3. Quincy Carter	13/22	175	11/14/04

#### MOST TOUCHDOWN PASSES

Player	TD	Date
1. Vinny Testaverde	2	12/24/00

#### MOST RECEPTIONS

Player	Rec	Date
1. Richie Anderson	11	12/24/00
2. Curtis Martin	8	12/24/00
Dedric Ward	8	12/24/00

#### MOST RECEIVING YARDS

Player	Yds	Date
1. Dedric Ward	147	12/24/00
2. Richie Anderson	139	12/24/00
3. Wayne Chrebet	97	12/24/00

#### MOST POINTS

Player	Pts	Date
1. John Hall	13	11/2/97
2. Curtis Martin	12	11/14/04
3. Brett Conway	8	12/24/00

#### MOST FIELD GOALS

Player	FG	Date
1. John Hall	4	11/2/97
2. Brett Conway	2	12/24/00
3. Three Tied	1	

#### LONGEST RUSHING PLAY

Player	Yds	Date
Curtis Martin	21	11/14/04

#### LONGEST PASSING PLAY

Player	Yds	Date
Q. Carter to S. Moss	47	11/14/04

#### RAVENS

##### 2007 SCHEDULE

Sep. 10	at Cincinnati Bengals
Sep. 16	NY Jets
Sep. 23	Arizona Cardinals
Sep. 30	at Cleveland Browns
Oct. 7	at San Francisco 49ers
Oct. 14	St. Louis Rams
Oct. 21	at Buffalo Bills
Oct. 28	BYE
Nov. 5	at Pittsburgh Steelers
Nov. 11	Cincinnati Bengals
Nov. 18	Cleveland Browns
Nov. 25	at San Diego Chargers
Dec. 3	New England Patriots
Dec. 9	Indianapolis Colts
Dec. 16	at Miami Dolphins
Dec. 23	at Seattle Seahawks
Dec. 30	Pittsburgh Steelers



## BUFFALO BILLS

42-50 Regular Season (Postseason 0-1) | 23-23 Home (Postseason 0-1) | 19-27 Away

### JETS vs. BILLS

9/11/60 - at New York 27, Buffalo 3  
10/16/60 - New York 17, at Buffalo 13  
9/17/61 - Buffalo 41, at New York 31  
11/23/62 - at New York 21, Buffalo 14  
9/22/62 - New York 17, at Buffalo 6  
12/8/62 - Buffalo 20, at New York 3  
12/8/63 - at Buffalo 45, New York 14  
12/14/63 - Buffalo 19, at New York 10  
10/24/64 - at Buffalo 34, New York 24  
11/8/64 - Buffalo 20, at New York 7  
9/26/65 - at Buffalo 33, New York 21  
12/19/65 - at New York 14, Buffalo 12  
10/30/66 - Buffalo 33, at New York 23  
11/13/66 - at Buffalo 14, New York 3  
9/10/67 - at Buffalo 20, New York 17  
11/12/67 - at New York 20, Buffalo 10  
10/29/68 - at Buffalo 37, New York 35  
11/3/68 - at New York 25, Buffalo 21  
9/14/69 - New York 33, at Buffalo 19  
9/19/69 - at New York 16, Buffalo 6  
10/14/70 - at Buffalo 34, New York 31  
10/25/70 - Buffalo 10, at New York 6  
10/17/71 - at New York 28, Buffalo 17  
11/21/71 - New York 20, at Buffalo 7

9/17/72 - New York 41, at Buffalo 24  
11/12/72 - at New York 41, Buffalo 3  
9/30/73 - at Buffalo 9, New York 7  
12/16/73 - Buffalo 34, at New York 14  
9/29/74 - at Buffalo 16, New York 12  
12/8/74 - at New York 20, Buffalo 10  
9/21/75 - at Buffalo 42, New York 14  
11/21/75 - Buffalo 24, at New York 23  
10/10/76 - at New York 17, Buffalo 14  
10/31/76 - New York 19, at Buffalo 14  
10/9/77 - New York 24, at Buffalo 19  
11/6/77 - Buffalo 14, at New York 10  
10/8/78 - at New York 45, Buffalo 14  
9/10/78 - New York 21, at Buffalo 20  
9/23/79 - at Buffalo 46, New York 31  
11/1/79 - Buffalo 14, at New York 12  
9/14/80 - at Buffalo 20, New York 10  
11/9/80 - Buffalo 31, at New York 24  
9/6/81 - at Buffalo 31, New York 0  
10/18/81 - at New York 33, Buffalo 14  
12/27/81 - Buffalo 31, at New York 27  
(AFC Wild Card Playoff)  
10/3/83 - New York 34, at Buffalo 10  
11/13/83 - Buffalo 24, at New York 17

9/23/84 - New York 28 at Buffalo 26  
12/8/84 - at New York 21, Buffalo 17  
9/5/85 - at New York 42, Buffalo 3  
12/8/85 - New York 27, at Buffalo 7  
9/7/86 - New York 28, at Buffalo 24  
10/5/86 - at New York 14, Buffalo 13  
9/13/87 - New York 31, at Buffalo 28  
11/22/87 - Buffalo 17, at New York 14  
10/17/88 - Buffalo 37, at New York 14  
11/20/88 - at Buffalo 9, New York 6 (OT)  
10/22/89 - at Buffalo 34, New York 3  
12/23/89 - Buffalo 37, at New York 0  
9/24/90 - Buffalo 30, at New York 7  
10/21/90 - at Buffalo 30, New York 27  
9/15/91 - Buffalo 23, at New York 20  
12/1/91 - at Buffalo 24, New York 13  
10/26/92 - Buffalo 24, at New York 20  
12/6/92 - New York 24, at Buffalo 17  
10/24/93 - Buffalo 19, at New York 10  
12/26/93 - at Buffalo 16, New York 14  
9/4/94 - New York 23, at Buffalo 3  
11/6/94 - at New York 22, Buffalo 17  
10/8/95 - at Buffalo 29, New York 10  
11/19/95 - Buffalo 28, at New York 26

10/20/96 - Buffalo 25, at New York 22  
11/24/96 - at Buffalo 35, New York 10  
9/19/97 - Buffalo 28, at New York 22  
11/30/97 - at Buffalo 20, New York 10  
11/8/98 - at New York 34, Buffalo 12  
12/19/98 - New York 17, at Buffalo 10  
9/19/99 - at Buffalo 17, New York 3  
11/21/99 - at New York 27, Buffalo 7  
9/7/00 - at New York 27, Buffalo 14  
10/29/00 - at Buffalo 23, New York 20  
10/7/01 - New York 42, at Buffalo 36  
12/30/01 - Buffalo 14, at New York 9  
9/8/02 - New York 37, at Buffalo 31 (OT)  
11/24/02 - at New York 31, Buffalo 13  
10/12/03 - at New York 30, Buffalo 3  
12/7/03 - at Buffalo 17, New York 6  
10/10/04 - at New York 16, Buffalo 14  
11/7/04 - at Buffalo 22, New York 17  
10/16/05 - at Buffalo 27, New York 17  
1/1/06 - at New York 30, Buffalo 26  
9/24/06 - New York 28, at Buffalo 20  
12/10/06 - Buffalo 31, at New York 13

### JETS SINGLE GAME RECORDS

#### MOST RUSHING YARDS

Player	Att	Yds	Date
1. Freeman McNeil	18	192	9/15/85
2. Curtis Martin	18	148	10/16/05
3. Curtis Martin	26	135	10/7/01

#### MOST RUSHING TOUCHDOWNS

Player	TD	Date
1. Kevin Long	3	10/8/78
2. Seven Tied, Most Recently		
Curtis Martin	2	10/7/01

#### MOST PASSING YARDS

Player	Cmp/Att	Yds	Date
1. Ken O'Brien	25/40	370	12/8/85
2. Dick Wood	23/49	367	11/8/64
3. Joe Namath	24/53	343	10/30/66

#### MOST TOUCHDOWN PASSES

Player	TD	Date
1. Joe Namath	4	9/29/68
2. Al Dorow	4	9/17/61
3. Eight Tied	3	

#### MOST RECEPTIONS

Player	Rec	Date
1. Clark Gaines	12	9/14/80
2. Four Tied, Most Recently		
Laveranues Coles	10	9/24/06

#### MOST RECEIVING YARDS

Player	Yds	Date
1. Don Maynard	180	12/19/65
2. George Sauer	170	11/12/67
3. Bake Turner	165	11/8/64

#### MOST RECEIVING TOUCHDOWNS

Player	TD	Date
1. Wesley Walker	3	9/23/84
2. Eight Tied, Most Recently		
Anthony Becht	2	10/12/03

#### MOST POINTS

Player	Pts	Date
1. Jim Turner	19	11/3/68
2. Three Tied, Most Recently		
Wesley Walker	18	9/23/84

#### MOST FIELD GOALS

Player	FG	Date
1. Jim Turner	6	11/3/68
2. Pat Leahy	4	10/18/81
Jim Turner	4	9/14/69

#### LONGEST RUSHING PLAY

Player	Yds	Date
Freeman McNeil	69	9/15/85

#### LONGEST PASSING PLAY

Player	Yds	Date
K. O'Brien to W. Walker	961	12/8/85

### BILLS

#### 2007 SCHEDULE

Sep. 9	Denver Broncos
Sep. 16	at Pittsburgh Steelers
Sep. 23	at New England Patriots
Sep. 30	N.Y. Jets
Oct. 8	Dallas Cowboys
Oct. 14	BYE
Oct. 21	Baltimore Ravens
Oct. 28	at N.Y. Jets
Nov. 4	Cincinnati Bengals
Nov. 11	at Miami Dolphins
Nov. 18	New England Patriots
Nov. 25	at Jacksonville Jaguars
Dec. 2	at Washington Redskins
Dec. 9	Miami Dolphins
Dec. 16	at Cleveland Browns
Dec. 23	N.Y. Giants
Dec. 30	at Philadelphia Eagles



## CAROLINA PANTHERS

2-2 Overall | 1-0 Home | 1-2 Away

### JETS vs. PANTHERS

10/15/95 - at Carolina 26, New York 15

11/29/98 - at New York 48, Carolina 21

10/28/01 - New York 13, at Carolina 12

11/13/05 - at Carolina 30, New York 3

### JETS SINGLE GAME RECORDS

#### MOST RUSHING YARDS

Player	Att	Yds	Date
1. Curtis Martin	27	159	10/28/01
2. Curtis Martin	21	110	10/29/98
3. Curtis Martin	19	75	11/13/05

#### MOST RUSHING TOUCHDOWNS

Player	TD	Date
1. Curtis Martin	2	11/29/98

#### MOST PASSING YARDS

Player	Cmp/Att	Yds	Date
1. Vinny Testaverde	16/21	255	11/29/98
2. Vinny Testaverde	20/34	181	10/28/01
3. Bobby Brister	17/41	143	10/15/95

#### MOST TOUCHDOWN PASSES

Player	TD	Date
1. Vinny Testaverde	2	11/29/98

#### MOST RECEPTIONS

Player	Rec	Date
1. Four Tied, Most Recently		
Laveranues Coles	7	10/28/01
Curtis Martin	7	10/28/01

#### MOST RECEIVING YARDS

Player	Yds	Date
1. Wayne Chrebet	107	11/29/98
2. Laveranues Coles	91	10/28/01
3. Keyshawn Johnson	77	11/29/98

#### MOST RECEIVING TOUCHDOWNS

Player	TD	Date
1. Wayne Chrebet	2	11/29/98

#### MOST POINTS

Player	Pts	Date
1. John Hall	16	11/29/98
2. Wayne Chrebet	12	11/29/98
3. Curtis Martin	12	11/29/98

#### MOST FIELD GOALS

Player	FG	Date
1. John Hall	4	11/29/98
2. John Hall	2	10/28/01
3. Nick Lowery	2	10/15/95

#### LONGEST RUSHING PLAY

Player	Yds	Date
Curtis Martin	60t	11/29/98

#### LONGEST PASSING PLAY

Player	Yds	Date
V. Testaverde to K. Johnson	37	11/29/98

### PANTHERS

#### 2007 SCHEDULE

Sep. 9	at St. Louis Rams
Sep. 16	Houston Texans
Sep. 23	at Atlanta Falcons
Sep. 30	Tampa Bay Buccaneers
Oct. 7	at New Orleans Saints
Oct. 14	at Arizona Cardinals
Oct. 21	BYE
Oct. 28	Indianapolis Colts
Nov. 4	at Tennessee Titans
Nov. 11	Atlanta Falcons
Nov. 18	at Green Bay Packers
Nov. 25	New Orleans Saints
Dec. 2	San Francisco 49ers
Dec. 9	at Jacksonville Jaguars
Dec. 16	Seattle Seahawks
Dec. 22	Dallas Cowboys
Dec. 30	at Tampa Bay Buccaneers



## CHICAGO BEARS

3-6 Overall | 1-3 Home | 2-3 Away

### JETS vs. BEARS

9/22/74 - New York 23, at Chicago 21

11/18/79 - at Chicago 23, New York 13

12/14/85 - Chicago 19, at New York 6

9/23/91 - at Chicago 19, New York 13 (OT)

9/25/94 - Chicago 19, at New York 7

11/16/97 - New York 23, at Chicago 15

11/26/00 - at New York 17, Chicago 10

12/15/02 - at Chicago 20, New York 13  
(at Champaign, IL)

11/19/06 - Chicago 10, at New York 0

### JETS SINGLE GAME RECORDS

#### MOST RUSHING YARDS

Player	Att	Yds	Date
1. Curtis Martin	21	127	12/15/02
2. Johnny Johnson	12	126	9/25/94
3. Blair Thomas	27	125	9/23/91

#### MOST PASSING YARDS

Player	Cmp/Att	Yds	Date
1. Joe Namath	16/23	257	9/22/74
2. Vinny Testaverde	20/34	215	11/26/00
3. Chad Pennington	22/33	207	12/15/02

#### MOST TOUCHDOWN PASSES

Player	TD	Date
1. Vinny Testaverde	2	11/26/00

#### MOST RECEPTIONS

Player	Rec	Date
1. Laveranues Coles	8	11/19/06
2. Bobby Jones	7	11/18/79
3. Three Tied	6	

#### MOST RECEIVING YARDS

Player	Yds	Date
1. Bobby Jones	99	11/18/99
2. Dedric Ward	93	11/26/00
3. Jerome Barkum	90	9/22/74

#### MOST POINTS

Player	Pts	Date
1. John Hall	11	11/16/97
2. John Hall	7	12/15/02
Pat Leahy	7	9/23/91

#### MOST FIELD GOALS

Player	FG	Date
1. John Hall	3	11/16/97
2. Three Tied, Most Recently		
John Hall	2	12/15/02

#### LONGEST RUSHING PLAY

Player	Yds	Date
Johnny Johnson	90	9/25/94

#### LONGEST PASSING PLAY

Player	Yds	Date
G. Foley to K. Johnson	35t	11/16/97

### BEARS

#### 2007 SCHEDULE

Sep. 9	at San Diego Chargers
Sep. 16	Kansas City Chiefs
Sep. 23	Dallas Cowboys
Sep. 30	at Detroit Lions
Oct. 7	at Green Bay Packers
Oct. 14	Minnesota Vikings
Oct. 21	at Philadelphia Eagles
Oct. 28	Detroit Lions
Nov. 4	BYE
Nov. 11	at Oakland Raiders
Nov. 18	at Seattle Seahawks
Nov. 25	Denver Broncos
Dec. 2	N.Y. Giants
Dec. 6	at Washington Redskins
Dec. 17	at Minnesota Vikings
Dec. 23	Green Bay Packers
Dec. 30	New Orleans Saints





## CINCINNATI BENGALS

12-6 Regular Season (Postseason 1-0) | 9-2 Home | 3-4 Away (Postseason 1-0)

### JETS vs. BENGALS

12/8/68 - at New York 27, Cincinnati 14  
10/12/69 - New York 21, at Cincinnati 7  
11/23/69 - at New York 40, Cincinnati 7  
12/19/71 - at New York 35, Cincinnati 21  
11/18/73 - at Cincinnati 20, New York 14

12/12/76 - Cincinnati 42, at New York 3  
9/13/81 - Cincinnati 31, at New York 30  
1/9/82 - New York 44, at Cincinnati 17  
(AFC Playoffs)  
9/16/84 - at New York 43, Cincinnati 23

10/6/85 - New York 29, at Cincinnati 20  
12/21/86 - at Cincinnati 52, New York 21  
11/29/87 - at New York 27, Cincinnati 20  
10/9/88 - at Cincinnati 36, New York 19  
9/9/90 - at Cincinnati 25, New York 20

11/15/92 - at New York 17, Cincinnati 14  
11/21/93 - at New York 17, Cincinnati 12  
9/28/97 - New York 31, at Cincinnati 14  
12/16/01 - at New York 15, Cincinnati 14  
9/12/04 - at New York 31, Cincinnati 24

### JETS SINGLE GAME RECORDS

#### MOST RUSHING YARDS

Player	Att	Yds	Date
1. Curtis Martin	29	196	9/12/04
2. Adrian Murrell	40	156	9/28/97
3. Freeman McNeil	26	150	9/16/84

#### MOST RUSHING TOUCHDOWNS

Player	TD	Date
1. Emerson Boozer	2	12/19/71
Freeman McNeil	2	9/16/84
Freeman McNeil	2	12/21/86

#### MOST PASSING YARDS

Player	Cmp/Att	Yds	Date
1. Ken O'Brien	27/49	300	9/9/90
2. Pat Ryan	20/33	251	9/16/84
Richard Todd	18/29	251	9/13/81

#### MOST TOUCHDOWN PASSES

Player	TD	Date
1. Neil O'Donnell	3	9/28/97
Richard Todd	3	9/13/81
3. Five Tied	2	

#### MOST RECEPTIONS

Player	Rec	Date
1. Rich Caster	9	11/18/73
2. Jerome Barkum	8	11/18/73
Al Toon	8	9/9/90

#### MOST RECEIVING YARDS

Player	Yds	Date
1. Rich Caster	131	11/18/73
2. Al Toon	118	9/9/90
3. Don Maynard	114	12/19/71

#### MOST RECEIVING TOUCHDOWNS

Player	TD	Date
1. Jerome Barkum	2	9/13/81
Al Toon	2	9/9/90

#### MOST POINTS

Player	Pts	Date
1. Pat Leahy	19	9/16/84
2. Seven Tied, Most Recently		
Curtis Martin	12	9/12/04

#### MOST FIELD GOALS

Player	FG	Date
1. Pat Leahy	5	9/16/84
2. Pat Leahy	3	9/13/81
3. Three Tied	2	

#### LONGEST RUSHING PLAY

Player	Yds	Date
Clifford McClain	63t	12/19/71

#### LONGEST PASSING PLAY

Player	Yds	Date
C. Pennington to J. Carter	46t	9/12/04

### BENGALS

#### 2007 SCHEDULE

Sep. 10	Baltimore Ravens
Sep. 16	at Cleveland Browns
Sep. 23	at Seattle Seahawks
Oct. 1	New England Patriots
Oct. 7	BYE
Oct. 14	at Kansas City Chiefs
Oct. 21	N.Y. Jets
Oct. 28	Pittsburgh Steelers
Nov. 4	at Buffalo Bills
Nov. 11	at Baltimore Ravens
Nov. 18	Arizona Cardinals
Nov. 25	Tennessee Titans
Dec. 2	at Pittsburgh Steelers
Dec. 9	St. Louis Rams
Dec. 15	at San Francisco 49ers
Dec. 23	Cleveland Browns
Dec. 30	at Miami Dolphins



## CLEVELAND BROWNS

7-11 Regular Season (Postseason 0-1) | 2-3 Home | 5-8 Away (Postseason 0-1)

### JETS vs. BROWNS

9/21/70 - at Cleveland 31, New York 21  
12/17/72 - Cleveland 26, at New York 10  
9/12/76 - at Cleveland 38, New York 17  
12/10/78 - at Cleveland 37, New York 34 (OT)  
9/27/79 - Cleveland 25, at New York 22 (OT)

12/7/80 - at Cleveland 17, New York 14  
12/12/81 - New York 14, at Cleveland 13  
10/9/83 - at Cleveland 10, New York 7  
10/14/84 - New York 24, at Cleveland 20  
12/22/85 - at New York 37, Cleveland 10

1/3/86 - at Cleveland 23, New York 20  
(2 OT) (AFC Playoff Game)  
9/11/88 - New York 23, at Cleveland 3  
9/17/89 - at Cleveland 38, New York 24  
9/16/90 - at New York 24, Cleveland 21

10/6/91 - New York 17, at Cleveland 14  
10/27/94 - at Cleveland 27, New York 7  
12/27/02 - Cleveland 24, at New York 21  
11/21/04 - New York 10, at Cleveland 7  
10/29/06 - at Cleveland 20, New York 13

### JETS SINGLE GAME RECORDS

#### MOST RUSHING YARDS

Player	Att	Yds	Date
1. Matt Snell	16	108	9/21/70
2. Emerson Boozer	22	106	12/17/72
3. Johnny Hector	10	97	10/14/84

#### MOST RUSHING TOUCHDOWNS

Player	TD	Date
1. Four Tied, Most Recently		
Roger Vick	2	9/11/88
Johnny Hector	2	12/22/85

#### MOST PASSING YARDS

Player	Cmp/Att	Yds	Date
1. Joe Namath	18/31	298	9/21/70
2. Matt Robinson	22/44	289	12/10/78
3. Jack Trudeau	28/46	288	10/2/94

#### MOST TOUCHDOWN PASSES

Player	TD	Date
1. Matt Robinson	3	12/10/78
2. Three Tied, Most Recently		
Chad Pennington	2	10/27/02

#### MOST RECEPTIONS

Player	Rec	Date
1. George Sauer	10	9/21/70
2. Bruce Harper	8	10/9/83
3. Eight Tied	6	

#### MOST RECEIVING YARDS

Player	Yds	Date
1. George Sauer	172	9/21/70
2. Al Toon	88	10/6/91
3. Two Tied	83	

#### MOST RECEIVING TOUCHDOWNS

Player	TD	Date
1. Bruce Harper	2	12/10/78

#### MOST POINTS

Player	Pts	Date
1. Pat Leahy	13	12/22/85
2. Five Tied, Most Recently		
Roger Vick	12	9/11/88

#### MOST FIELD GOALS

Player	FG	Date
1. Pat Leahy	3	9/11/88
Pat Leahy	3	12/22/85
Pat Leahy	3	9/2/79

#### LONGEST RUSHING PLAY

Player	Yds	Date
Johnny Hector	64	10/14/84

#### LONGEST PASSING PLAY

Player	Yds	Date
C. Pennington to L. Coles	37t	10/27/02

### BROWNS

#### 2007 SCHEDULE

Sep. 9	Pittsburgh Steelers
Sep. 16	Cincinnati Bengals
Sep. 23	at Oakland Raiders
Sep. 30	Baltimore Ravens
Oct. 7	at New England Patriots
Oct. 14	Miami Dolphins
Oct. 21	BYE
Oct. 28	at St. Louis Rams
Nov. 4	Seattle Seahawks
Nov. 11	at Pittsburgh Steelers
Nov. 18	at Baltimore Ravens
Nov. 25	Houston Texans
Dec. 2	at Arizona Cardinals
Dec. 9	at N.Y. Jets
Dec. 16	Buffalo Bills
Dec. 23	at Cincinnati Bengals
Dec. 30	San Francisco 49ers



## DALLAS COWBOYS

2-6 Overall | 1-5 Home | 1-1 Away

### JETS vs. COWBOYS

12/4/71 - at Dallas 52, New York 10  
12/21/75 - Dallas 31, at New York 21

12/17/78 - Dallas 30, at New York 7  
10/4/87 - Dallas 38, at New York 24

11/4/90 - at New York 24, Dallas 9  
12/18/93 - Dallas 28, at New York 7

12/19/99 - New York 22, at Dallas 21  
9/28/03 - Dallas 17, at New York 6

### JETS SINGLE GAME RECORDS

#### MOST RUSHING YARDS

Player	Att	Yds	Date
1. Curtis Martin	26	113	12/19/99
2. Curtis Martin	21	64	9/28/03
3. John Riggins	27	62	12/21/75

#### MOST PASSING YARDS

Player	Cmp/Att	Yds	Date
1. Ray Lucas	20/34	229	12/19/99
2. Vinny Testaverde	21/29	219	9/28/03
3. David Norrie	18/33	213	10/4/87

#### MOST TOUCHDOWN PASSES

Player	TD	Date
1. Ray Lucas	2	12/19/99

#### MOST RECEPTIONS

Player	Rec	Date
1. Wayne Chrebet	8	12/19/99
2. Rob Moore	7	12/18/93
3. Two Tied	6	

#### MOST RECEIVING YARDS

Player	Yds	Date
1. Wayne Chrebet	108	12/19/99
2. Keyshawn Johnson	96	12/19/99
3. Michael Harper	89	10/4/87

#### MOST POINTS

Player	Pts	Date
1. John Hall	10	12/19/99
2. 17 Tied, Most Recently		
Richie Anderson	6	12/19/99

#### MOST FIELD GOALS

Player	FG	Date
1. John Hall	3	12/19/99
2. Doug Brien	2	9/28/03

#### LONGEST RUSHING PLAY

Player	Yds	Date
Curtis Martin	20	12/19/99

### COWBOYS

#### 2007 SCHEDULE

Sep. 9	N.Y. Giants
Sep. 16	at Miami Dolphins
Sep. 23	at Chicago Bears
Sep. 30	St. Louis Rams
Oct. 8	at Buffalo Bills
Oct. 14	New England Patriots
Oct. 21	Minnesota Vikings
Oct. 28	BYE
Nov. 4	at Philadelphia Eagles
Nov. 11	at N.Y. Giants
Nov. 18	Washington Redskins
Nov. 22	N.Y. Jets
Nov. 29	Green Bay Packers
Dec. 9	at Detroit Lions
Dec. 16	Philadelphia Eagles
Dec. 22	at Carolina Panthers
Dec. 30	at Washington Redskins



## DENVER BRONCOS

14-15 Regular Season (Postseason 0-1) | 8-6 Home | 6-9 Away (Postseason 0-1)

### JETS vs. BRONCOS

9/23/60 - at New York 28, Denver 24  
12/4/60 - New York 30, at Denver 27  
9/24/61 - at New York 35, Denver 28  
10/22/61 - at Denver 27, New York 10  
9/30/62 - Denver 32, at New York 10  
11/22/62 - New York 46, at Denver 45  
10/26/63 - at New York 35, Denver 35 (T)  
11/17/63 - New York 14, at Denver 9

9/12/64 - at New York 30, Denver 6  
11/15/64 - at Denver 20, New York 16  
10/31/65 - at Denver 16, New York 13  
10/31/65 - at New York 45, Denver 10  
9/25/66 - New York 16, at Denver 7  
9/24/67 - New York 38, at Denver 24  
12/31/67 - Denver 33, at New York 24  
10/28/73 - Denver 40, at New York 28

9/19/76 - at Denver 46, New York 3  
11/5/78 - New York 31, at Denver 28  
11/6/80 - at Denver 31, New York 24  
10/20/86 - at New York 22, Denver 10  
11/8/92 - at Denver 27, New York 16  
9/5/93 - Denver 26, at New York 20  
9/11/94 - at New York 25, Denver 22 (OT)  
9/1/96 - at Denver 31, New York 6

11/7/99 - at Denver 23, New York 10  
(AFC Championship Game)  
10/3/99 - New York 21, at Denver 13  
11/5/00 - Denver 30, at New York 23  
12/8/02 - at New York 19, Denver 13  
11/20/05 - at Denver 27, New York 0  
10/13/68 - Denver 21, at New York 13

### JETS SINGLE GAME RECORDS

#### MOST RUSHING YARDS

Player	Att	Yds	Date
1. Brad Baxter	12	96	11/8/92
2. Curtis Martin	31	95	10/3/99
3. Adrian Murrell	17	94	9/1/96

#### MOST RUSHING TOUCHDOWNS

Player	TD	Date
1. Emerson Boozer	3	9/24/67
2. Bill Mathis	2	10/31/65

#### MOST PASSING YARDS

Player	Cmp/Att	Yds	Date
1. Joe Namath	22/37	399	9/24/67
2. Boomer Esiason	29/40	371	9/5/93
3. Joe Namath	20/41	341	10/13/68

#### MOST TOUCHDOWN PASSES

Player	TD	Date
1. John Green	5	11/22/62
2. Dick Wood	4	10/26/63
3. Three Tied	3	

#### MOST RECEPTIONS

Player	Rec	Date
1. Art Powell	12	10/22/61
2. Five Tied, Most Recently		
Rob Moore	9	9/11/94

#### MOST RECEIVING YARDS

Player	Yds	Date
1. George Sauer	191	10/13/68
2. Art Powell	160	10/22/61
3. Don Maynard	159	10/28/63

#### MOST RECEIVING TOUCHDOWNS

Player	TD	Date
1. Don Maynard	3	10/26/63
Art Powell	3	12/4/60
3. Four Tied	2	

#### MOST POINTS

Player	Pts	Date
1. Emerson Boozer	18	9/24/67
Don Maynard	18	10/26/63
Art Powell	18	12/4/60

#### MOST FIELD GOALS

Player	FG	Date
1. Four Tied, Most Recently		
John Hall	3	11/5/00
Cary Blanchard	3	11/8/92

#### LONGEST PASSING PLAY

Player	Yds	Date
J. Namath to P. Lammons	61	09/24/67

### BRONCOS

#### 2007 SCHEDULE

Sep. 9	at Buffalo Bills
Sep. 16	Oakland Raiders
Sep. 23	Jacksonville Jaguars
Sep. 30	at Indianapolis Colts
Oct. 7	San Diego Chargers
Oct. 14	BYE
Oct. 21	Pittsburgh Steelers
Oct. 29	Green Bay Packers
Nov. 19	at Detroit Lions
Nov. 11	at Kansas City Chiefs
Nov. 19	Tennessee Titans
Nov. 25	at Chicago Bears
Dec. 2	at Oakland Raiders
Dec. 9	Kansas City Chiefs
Dec. 13	at Houston Texans
Dec. 24	at San Diego Chargers
Dec. 30	Minnesota Vikings



## DETROIT LIONS

5-6 Overall | 2-2 Home | 3-4 Away

### JETS vs. LIONS

11/23/72 - at Detroit 37, New York 20  
9/16/79 - at New York 31, Detroit 10  
12/6/82 - New York 28, at Detroit 13

11/28/85 - at Detroit 31, New York 20  
9/22/88 - New York 17, at Detroit 10  
12/8/91 - at Detroit 34, New York 20

12/10/94 - Detroit 18, at New York 7  
12/21/97 - at Detroit 13, New York 10  
12/17/00 - Detroit 10, at New York 7

11/17/02 - New York 31, at Detroit 14  
10/22/06 - at New York 31, Detroit 24

### JETS SINGLE GAME RECORDS

#### MOST RUSHING YARDS

Player	Att	Yds	Date
1. Leon Washington	20	129	10/22/06
2. Cliff McClain	10	121	11/23/72
3. Johnny Hector	23	114	11/28/85

#### MOST RUSHING TOUCHDOWNS

Player	TD	Date
1. Kevin Long	3	9/16/79
2. Leon Washington	2	10/22/06

#### MOST PASSING YARDS

Player	Cmp/Att	Yds	Date
1. Richard Todd	23/32	384	12/6/82
2. Ken O'Brien	23/35	281	11/28/85
3. Ken O'Brien	27/38	253	9/25/88

#### MOST TOUCHDOWN PASSES

Player	TD	Date
1. Chad Pennington	4	11/17/02
2. Richard Todd	3	12/6/82
3. Two Tied	2	

#### MOST RECEPTIONS

Player	Rec	Date
1. Al Toon	10	9/25/88
2. Mickey Shuler	8	11/28/85
3. Two Tied	7	

#### MOST RECEIVING YARDS

Player	Yds	Date
1. Wesley Walker	177	9/16/79
2. Wesley Walker	164	12/6/82
3. Laveranues Coles	114	11/17/02

#### MOST RECEIVING TOUCHDOWNS

Player	TD	Date
1. Wesley Walker	3	12/6/82
2. Wayne Chrebet	2	11/17/02

#### MOST POINTS

Player	Pts	Date
1. Kevin Long	18	9/16/79
Wesley Walker	18	12/6/82
3. Two Tied	12	

#### MOST FIELD GOALS

Player	FG	Date
1. Pat Leahy	2	12/8/91
2. Pat Leahy	2	11/28/85
3. Bobby Howfield	2	11/23/72

#### LONGEST RUSHING PLAY

Player	Yds	Date
Curtis Martin	25	11/17/02

#### LONGEST PASSING PLAY

Player	Yds	Date
R. Todd to W. Walker	56t	12/6/82

### LIONS

#### 2007 SCHEDULE

Sep. 9	at Oakland Raiders
Sep. 16	Minnesota Vikings
Sep. 23	at Philadelphia Eagles
Sep. 30	Chicago Bears
Oct. 7	at Washington Redskins
Oct. 14	BYE
Oct. 21	Tampa Bay Buccaneers
Oct. 28	at Chicago Bears
Nov. 4	Denver Broncos
Nov. 11	at Arizona Cardinals
Nov. 18	N.Y. Giants
Nov. 22	Green Bay Packers
Dec. 2	at Minnesota Vikings
Dec. 9	Dallas Cowboys
Dec. 16	at San Diego Chargers
Dec. 23	Kansas City Chiefs
Dec. 30	at Green Bay Packers



## GREEN BAY PACKERS

8-2 Overall | 4-0 Home | 4-2 Away

### JETS vs. PACKERS

9/17/73 - Green Bay 23, New York 7  
(at Milwaukee, WI)  
11/4/79 - New York 27, at Green Bay 22  
12/20/81 - at New York 28, Green Bay 3

11/28/82 - at New York 15, Green Bay 13  
9/22/85 - New York 24, Green Bay 3  
(at Milwaukee, WI)

1/3/91 - at New York 19, Green Bay 16 (OT)  
11/13/94 - at Green Bay 17, New York 10  
9/3/00 - New York 20, at Green Bay 16

12/29/02 - at New York 42, Green Bay 17  
12/3/06 - New York 38, at Green Bay 10

### JETS SINGLE GAME RECORDS

#### MOST RUSHING YARDS

Player	Att	Yds	Date
1. Clark Gaines	16	125	11/4/79
2. Curtis Martin	30	110	9/3/00
3. Cedric Houston	22	105	12/3/06

#### MOST RUSHING TOUCHDOWNS

Player	TD	Date
1. Cedric Houston	2	12/3/06

#### MOST PASSING YARDS

Player	Cmp/Att	Yds	Date
1. Chad Pennington	25/35	263	12/3/06
2. Vinny Testaverde	23/44	261	9/3/00
3. Richard Todd	15/33	247	12/20/81

#### MOST TOUCHDOWN PASSES

Player	TD	Date
1. Chad Pennington	4	12/29/02
2. Three Tied, Most Recently		
Chad Pennington	2	12/3/06

#### MOST RECEPTIONS

Player	Rec	Date
1. Jerricho Cotchery	9	12/3/06
2. Al Toon	8	11/3/91
3. Rob Moore	7	11/3/94

#### MOST RECEIVING YARDS

Player	Yds	Date
1. Al Toon	109	11/3/91
2. Dedric Ward	104	9/3/00
3. Jerricho Cotchery	99	12/3/06

#### MOST RECEIVING TOUCHDOWNS

Player	TD	Date
1. Wayne Chrebet	2	12/29/02

#### MOST POINTS

Player	Pts	Date
1. Pat Leahy	13	11/3/91
2. Four Tied, Most Recently		
Cedric Houston	12	12/3/06

#### MOST FIELD GOALS

Player	FG	Date
1. Pat Leahy	4	11/3/91
2. John Hall	2	9/3/00
3. Toni Linhart	2	11/4/79

### PACKERS

#### 2007 SCHEDULE

Sep. 9	Philadelphia Eagles
Sep. 16	at N.Y. Giants
Sep. 23	San Diego Chargers
Sep. 30	at Minnesota Vikings
Oct. 7	Chicago Bears
Oct. 14	Washington Redskins
Oct. 21	BYE
Oct. 29	at Denver Broncos
Nov. 4	at Kansas City Chiefs
Nov. 11	Minnesota Vikings
Nov. 18	Carolina Panthers
Nov. 22	at Detroit Lions
Nov. 29	at Dallas Cowboys
Dec. 9	Oakland Raiders
Dec. 16	at St. Louis Rams
Dec. 23	at Chicago Bears
Dec. 30	Detroit Lions



## HOUSTON TEXANS

3-0 Overall | 2-0 Home | 1-0 Away

### JETS vs. TEXANS

10/19/3 - New York 19 at Houston 14

12/5/04 - at New York 29, Houston 7

11/26/06 - at New York 26, Houston 11

### JETS SINGLE GAME RECORDS

#### MOST RUSHING YARDS

Player	Att	Yds	Date
1. Curtis Martin	23	134	12/5/04
2. Curtis Martin	17	88	10/19/03
3. LaMont Jordan	11	60	12/5/04

#### MOST PASSING YARDS

Player	Cmp/Att	Yds	Date
1. Chad Pennington	24/31	286	11/26/06
2. Vinny Testaverde	15/29	182	10/19/03
3. Chad Pennington	20/27	155	12/5/04

#### MOST TOUCHDOWN PASSES

Player	TD	Date
1. Chad Pennington	2	12/5/04

#### MOST RECEPTIONS

Player	Rec	Date
1. Laveranues Coles	9	11/26/06
2. Jerriacho Colchery	7	11/26/06
3. Santana Moss	6	10/19/03

#### MOST RECEIVING YARDS

Player	Yds	Date
1. Laveranues Coles	111	11/26/06
2. Santana Moss	111	10/19/03
3. Jerriacho Colchery	110	11/26/06

#### MOST POINTS

Player	Pts	Date
1. Mike Nugent	14	11/26/06
2. Curtis Martin	12	12/5/04
3. Doug Brien	11	12/5/04

#### MOST FIELD GOALS

Player	FG	Date
1. Mike Nugent	4	11/26/06
2. Doug Brien	3	12/5/04
3. Doug Brien	2	10/19/03

#### LONGEST RUSHING PLAY

Player	Yds	Date
Curtis Martin	22	12/5/04

#### LONGEST PASSING PLAY

Player	Yds	Date
C. Pennington to L. Coles	36	11/26/06

### TEXANS

#### 2007 SCHEDULE

Sep. 9	Kansas City Chiefs
Sep. 16	at Carolina Panthers
Sep. 23	Indianapolis Colts
Sep. 30	at Atlanta Falcons
Oct. 7	Miami Dolphins
Oct. 14	at Jacksonville Jaguars
Oct. 21	Tennessee Titans
Oct. 28	at San Diego Chargers
Nov. 4	at Oakland Raiders
Nov. 11	BYE
Nov. 18	New Orleans Saints
Nov. 25	at Cleveland Browns
Dec. 2	at Tennessee Titans
Dec. 9	Tampa Bay Buccaneers
Dec. 13	Denver Broncos
Dec. 23	at Indianapolis Colts
Dec. 30	Jacksonville Jaguars



## INDIANAPOLIS COLTS (Formerly Baltimore Colts)

27-40 Regular Season (Postseason 2-0) | 13-21 Home (Postseason 1-0) | 13-19 Away | 1-0 Super Bowl (Miami)

### JETS vs. COLTS

11/2/69 - at New York 16, Baltimore 7

(Super Bowl III) at Miami

10/18/70 - Baltimore 29, at New York 22

12/19/70 - at Baltimore 35, New York 20

9/9/71 - at Baltimore 22, New York 0

11/4/71 - Baltimore 14, at New York 13

9/24/72 - New York 44, at Baltimore 34

10/22/72 - at New York 24, Baltimore 20

9/23/73 - New York 34, at Baltimore 10

12/2/73 - at New York 20, Baltimore 17

10/20/74 - Baltimore 35, at New York 20

12/15/74 - New York 45, at Baltimore 38

10/26/75 - Baltimore 45, at New York 28

11/6/75 - at Baltimore 52, New York 19

10/24/76 - Baltimore 20, at New York 0

11/28/76 - at Baltimore 33, New York 16

9/25/77 - Baltimore 20, at New York 12

11/20/77 - at Baltimore 33, New York 12

10/15/78 - New York 33, at Baltimore 10

12/3/78 - at New York 24, Baltimore 16

10/7/79 - at Baltimore 10, New York 8

12/17/79 - at New York 30, Baltimore 17

9/7/80 - Baltimore 17, at New York 14

9/28/80 - at Baltimore 35, New York 21

11/8/81 - New York 41, at Baltimore 14

11/29/81 - at New York 25, Baltimore 0

11/21/82 - at New York 37, Baltimore 0

11/6/83 - Baltimore 17, at New York 14

12/4/83 - New York 10, at Baltimore 6

9/2/84 - New York 23, at Indianapolis 14

11/10/84 - Indianapolis 9, at New York 5

9/29/85 - at New York 25, Indianapolis 20

11/3/85 - New York 35, at Indianapolis 17

9/28/86 - New York 26, at Indianapolis 7

11/6/86 - at New York 31, Indianapolis 16

10/11/87 - at Indianapolis 6, New York 0

11/1/87 - Indianapolis 19, at New York 14

11/6/88 - at Indianapolis 38, New York 14

12/10/88 - at New York 34, Indianapolis 16

10/1/89 - Indianapolis 17, at New York 10

11/9/89 - at Indianapolis 27, New York 10

11/8/90 - at Indianapolis 17, New York 14

12/16/90 - Indianapolis 29, at New York 21

10/20/91 - New York 17, at Indianapolis 6

11/10/91 - Indianapolis 28, at New York 27

10/1/92 - at Indianapolis 6, New York 3 (OT)

12/13/92 - Indianapolis 10, at New York 6

11/4/93 - New York 31, at Indianapolis 17

12/5/93 - Indianapolis 9, at New York 6

10/9/94 - at New York 16, Indianapolis 6

10/30/94 - at Indianapolis 28, New York 25

9/10/95 - Indianapolis 27, at New York 24 (OT)

10/29/95 - at Indianapolis 17, New York 9

9/8/96 - Indianapolis 21, at New York 7

11/7/96 - at Indianapolis 34, New York 29

10/5/97 - New York 16, at Indianapolis 12

12/7/97 - Indianapolis 22, at New York 14

9/20/98 - at New York 44, Indianapolis 6

11/15/98 - at Indianapolis 24, New York 23

10/17/99 - Indianapolis 16, at New York 13

11/28/99 - at Indianapolis 13, New York 6

11/12/00 - at Indianapolis 23, New York 15

12/3/00 - at New York 27, Indianapolis 17

9/9/01 - Indianapolis 45, at New York 24

12/23/01 - New York 29, at Indianapolis 28

1/4/03 - at New York 41, Indianapolis 0

(AFC Playoffs)

11/16/03 - at Indianapolis 38, New York 31

10/1/06 - Indianapolis 31, at New York 28

### JETS SINGLE GAME RECORDS

#### MOST RUSHING YARDS

Player	Att	Yds	Date
1. Curtis Martin	30	203	12/3/00
2. Freeman McNeil	26	149	11/3/85
3. Curtis Martin	23	144	9/28/98

#### MOST RUSHING TOUCHDOWNS

Player	TD	Date
1. Elight Tied, Most Recently		
Kevan Barlow	2	10/1/06
Leon Johnson	2	9/20/98

#### MOST PASSING YARDS

Player	Cmp/Att	Yds	Date
1. Joe Namath	15/28	496	9/24/72
2. Joe Namath	34/62	397	10/18/70
3. Frank Reich	20/42	352	11/17/96

#### MOST TOUCHDOWN PASSES

Player	TD	Date
1. Joe Namath	6	9/24/72
2. Vinny Testaverde	4	9/20/98
3. Six tied	3	

#### MOST RECEPTIONS

Player	Rec	Date
1. Al Toon	13	11/6/88
2. Eddie Bell	12	11/19/89
3. Al Toon	11	11/19/89

#### MOST RECEIVING YARDS

Player	Yds	Date
1. Rich Caster	204	9/24/72
2. Eddie Bell	197	9/24/72
3. Jeff Graham	189	11/7/96

#### MOST RECEIVING TOUCHDOWNS

Player	TD	Date
1. Jeff Graham	3	11/7/96
Wesley Walker	3	11/6/86
Rich Caster	3	9/24/72

#### MOST POINTS

Player	Pts	Date
1. Four Tied, Most Recently		
Leon Johnson	18	9/20/98
Jeff Graham	18	11/7/96

#### MOST FIELD GOALS

Player	FG	Date
1. John Hall	5	12/23/01
2. Five Times, Most Recently		
Pat Leahy	4	11/8/90

#### LONGEST RUSHING PLAY

Player	Yds	Date
Johnny Johnson	57 1/2	11/4/93

#### LONGEST PASSING PLAY

Player	Yds	Date
J. Namath to R. Caster	91	10/26/75

### COLTS

#### 2007 SCHEDULE

Sep. 6	New Orleans Saints
Sep. 16	at Tennessee Titans
Sep. 23	at Houston Texans
Sep. 30	Denver Broncos
Oct. 7	Tampa Bay Buccaneers
Oct. 14	BYE
Oct. 21	at Jacksonville Jaguars
Oct. 28	at Carolina Panthers
Nov. 4	New England Patriots
Nov. 11	at San Diego Chargers
Nov. 18	Kansas City Chiefs
Nov. 25	at Atlanta Falcons
Dec. 2	Jacksonville Jaguars
Dec. 9	at Baltimore Ravens
Dec. 16	at Oakland Raiders
Dec. 23	Houston Texans
Dec. 30	Tennessee Titans



## JACKSONVILLE JAGUARS

2-5 Regular Season (Postseason 1-0) | 2-2 Home (Postseason 1-0) | 0-3 Away

### JETS vs. JAGUARS

9/17/95 - at New York 27, Jacksonville 10  
9/29/02 - at Jacksonville 28, New York 3  
10/13/96 - at Jacksonville 21, New York 17

11/23/03 - at New York 13, Jacksonville 10  
1/10/99 - at New York 34, Jacksonville 24  
(AFC Divisional Playoff)

9/25/05 - Jacksonville 26, at New York 20 (OT)  
10/8/06 - at Jacksonville 41, New York 0

10/11/99 - Jacksonville 16, at New York 6

### JETS SINGLE GAME RECORDS

MOST RUSHING YARDS				
Player	Att	Yds	Date	
1. Leon Washington	23	101	10/8/06	
2. Curtis Martin	18	67	9/25/05	
3. Brad Baxter	18	64	9/17/95	

MOST PASSING YARDS				
Player	Cmp/Att	Yds	Date	
1. Boomer Esiason	27/43	296	9/17/95	
2. Chad Pennington	21/34	281	9/29/02	
3. Frank Reich	23/45	276	10/13/96	

MOST TOUCHDOWN PASSES		
Player	TD	Date
1. Boomer Esiason	3	9/17/95
2. Frank Reich	2	10/13/96

MOST RECEPTIONS		
Player	Rec	Date
1. Wayne Chrebet	12	10/13/96
2. Laveranues Coles	8	9/29/02
Keyshawn Johnson	8	10/11/99

MOST RECEIVING YARDS		
Player	Yds	Date
1. Wayne Chrebet	162	10/13/96
2. Fred Baxter	99	9/17/95
3. Laveranues Coles	97	9/29/02

MOST POINTS		
Player	Pts	Date
1. Nick Lowery	9	9/17/95
2. Mike Nugent	8	9/25/05
3. Doug Brien	7	11/23/03

MOST FIELD GOALS		
Player	FG	Date
1. Four Tied, Most Recently		
Mike Nugent	2	9/25/05
Doug Brien	2	11/23/03

LONGEST RUSHING PLAY		
Player	Yds	Date
Curtis Martin	24	10/11/99

LONGEST PASSING PLAY		
Player	Yds	Date
F. Reich to W. Chrebet	32	10/13/96

### JAGUARS

#### 2007 SCHEDULE

Sept. 9	Tennessee Titans
Sept. 16	Atlanta Falcons
Sept. 23	at Denver Broncos
Sept. 30	BYE
Oct. 7	at Kansas City Chiefs
Oct. 14	Houston Texans
Oct. 22	Indianapolis Colts
Oct. 28	at Tampa Bay Buccaneers
Nov. 4	at New Orleans Saints
Nov. 11	at Tennessee Titans
Nov. 18	San Diego Chargers
Nov. 25	Buffalo Bills
Dec. 2	at Indianapolis Colts
Dec. 9	Carolina Panthers
Dec. 16	at Pittsburgh Steelers
Dec. 23	Oakland Raiders
Dec. 30	at Houston Texans



## KANSAS CITY CHIEFS

(Formerly Dallas Texans)

14-16 Regular Season (Postseason 1-1) | 7-7 Home (Postseason 1-1) | 7-9 Away

### JETS vs. CHIEFS

10/2/60 - New York 37, at Dallas 35  
12/4/60 - at New York 41, Dallas 35  
12/3/61 - at New York 28, Dallas 7  
12/17/61 - at Dallas 35, New York 24  
12/22/62 - at Dallas 20, New York 17  
11/1/62 - Dallas 52, at New York 31  
12/22/62 - at Kansas City 48, New York 0  
11/1/63 - at New York 17, Kansas City 0  
11/29/64 - at New York 27, Kansas City 14  
12/20/64 - at Kansas City 24, New York 7

9/18/65 - Kansas City 14, at New York 10  
11/7/65 - New York 13, at Kansas City 10  
11/27/66 - Kansas City 32, at New York 24  
11/5/67 - at Kansas City 42, New York 18  
12/10/67 - Kansas City 21, at New York 7  
9/15/68 - New York 20, at Kansas City 19  
11/16/69 - Kansas City 34, at New York 16  
12/20/69 - Kansas City 13, at New York 6  
(AFL Playoff)

11/7/71 - at New York 13, Kansas City 10  
9/15/74 - at Kansas City 24, New York 16  
9/28/75 - New York 30, at Kansas City 24  
1/2/83 - at Kansas City 37, New York 13  
10/7/84 - New York 17, at Kansas City 16  
10/21/84 - at New York 28, Kansas City 7  
12/28/86 - at New York 35, Kansas City 15  
(AFC Wild Card Playoff)  
11/15/87 - New York 16, at Kansas City 9

10/21/88 - at New York 17, Kansas City 17 (OT)  
12/4/88 - at Kansas City 38, New York 34  
11/29/92 - Kansas City 23, at New York 7  
11/9/98 - New York 20, at Kansas City 17  
11/1/01 - at New York 27, Kansas City 7  
10/6/02 - Kansas City 29, at New York 25  
9/11/05 - at Kansas City 27, New York 7

### JETS SINGLE GAME RECORDS

MOST RUSHING YARDS				
Player	Att	Yds	Date	
1. Freeman McNeil	26	184	11/15/87	
2. Freeman McNeil	22	154	10/2/88	
3. John Riggins	27	145	9/28/75	

MOST RUSHING TOUCHDOWNS		
Player	TD	Date
1. Curtis Martin	3	11/1/01
2. Three Tied, Most Recently		
Johnny Hector	2	12/4/88

MOST PASSING YARDS				
Player	Cmp/Att	Yds	Date	
1. Joe Namath	24/40	327	11/16/69	
2. Joe Namath	17/29	302	9/15/68	
3. Al Dorow	21/33	301	11/24/60	

MOST TOUCHDOWN PASSES		
Player	TD	Date
1. Al Dorow	4	10/2/60
2. Pat Ryan	3	10/21/84
3. Eight Tied	2	

MOST RECEPTIONS		
Player	Rec	Date
1. Mickey Shuler	12	10/2/88
2. Dick Christy	11	11/1/62
3. Don Maynard	10	11/24/60

MOST RECEIVING YARDS		
Player	Yds	Date
1. Don Maynard	203	9/15/68
2. Don Maynard	179	11/24/60
3. Mickey Shuler	152	10/2/60

MOST RECEIVING TOUCHDOWNS		
Player	TD	Date
1. Don Maynard	2	9/15/69

MOST POINTS		
Player	Pts	Date
1. Curtis Martin	18	11/11/01
2. Eight Tied, Most Recently		
Johnny Hector	12	12/4/88

MOST FIELD GOALS		
Player	FG	Date
1. Pat Leahy	3	11/15/87
Bill Shockley	3	11/1/62
3. Five Tied	2	

LONGEST RUSHING PLAY		
Player	Yds	Date
Carl Garrett	40	9/28/75

LONGEST PASSING PLAY		
Player	Yds	Date
J. Namath to D. Maynard	57 1/2	9/15/68

### CHIEFS

#### 2007 SCHEDULE

Sept. 9	at Houston Texans
Sept. 16	at Chicago Bears
Sept. 23	Minnesota Vikings
Sept. 30	at San Diego Chargers
Oct. 7	Jacksonville Jaguars
Oct. 14	Cincinnati Bengals
Oct. 21	at Oakland Raiders
Oct. 28	BYE
Nov. 4	Green Bay Packers
Nov. 11	Denver Broncos
Nov. 18	at Indianapolis Colts
Nov. 25	Oakland Raiders
Dec. 2	San Diego Chargers
Dec. 9	at Denver Broncos
Dec. 16	Tennessee Titans
Dec. 23	at Detroit Lions
Dec. 30	at N.Y. Jets





## MIAMI DOLPHINS

43-38-1 Regular Season (Postseason 0-1) | 25-16 Home | 18-22 Away (Postseason 0-1)

### JETS vs. DOLPHINS

9/9/66 – New York 19, at Miami 14  
 11/20/66 – at New York 30, Miami 13  
 10/1/67 – at New York 29, Miami 7  
 10/22/67 – at New York 33, at Miami 14  
 12/1/68 – at New York 35, Miami 17  
 12/15/68 – New York 31, at Miami 7  
 11/2/69 – at New York 34, Miami 31  
 12/14/69 – New York 27, at Miami 9  
 10/10/70 – Miami 20, at New York 6  
 12/13/70 – at Miami 16, New York 10  
 10/3/71 – New York 14, at Miami 10  
 10/24/71 – Miami 30, at New York 14  
 10/8/72 – Miami 27, at New York 17  
 11/9/72 – at Miami 28, New York 24  
 10/7/73 – at Miami 31, New York 3  
 11/4/73 – Miami 24, at New York 14  
 10/7/74 – at Miami 21, New York 17  
 11/24/74 – at New York 17, Miami 14  
 10/19/75 – Miami 43, at New York 0  
 11/9/75 – at Miami 27, New York 7  
 9/26/76 – at Miami 16, New York 0

11/7/76 – Miami 27, at New York 7  
 10/16/77 – at Miami 21, New York 17  
 11/6/77 – Miami 14, at New York 10  
 9/3/78 – at New York 33, Miami 20  
 11/26/78 – New York 24, at Miami 13  
 9/30/79 – at New York 33, Miami 27  
 12/15/79 – New York 27, at Miami 24  
 10/27/80 – at New York 17, Miami 14  
 12/20/80 – New York 24, at Miami 17  
 10/4/81 – New York 28, at Miami 28 (T)  
 11/22/81 – at New York 16, Miami 15  
 9/12/82 – Miami 45, at New York 28  
 12/15/82 – at Miami 20, New York 19  
 1/23/83 – at Miami 14, New York 0  
 (AFC Championship)  
 10/16/83 – Miami 32, at New York 14  
 12/16/83 – at Miami 34, New York 14  
 11/4/84 – Miami 31, at New York 17  
 11/26/84 – at Miami 28, New York 17  
 10/14/85 – at New York 23, Miami 7  
 11/10/85 – at Miami 21, New York 17

9/21/86 – at New York 51, Miami 45 (OT)  
 11/24/86 – at Miami 45, New York 3  
 10/18/87 – at New York 37, Miami 31 (OT)  
 12/7/87 – at Miami 37, New York 28  
 10/23/88 – New York 44, at Miami 30  
 11/27/88 – at New York 38, Miami 34  
 9/24/89 – New York 40, at Miami 33  
 11/12/89 – Miami 31, at New York 23  
 10/7/90 – at Miami 20, New York 16  
 11/11/90 – Miami 17, at New York 3  
 9/29/91 – at New York 41, Miami 23  
 12/22/91 – New York 23, at Miami 20 (OT)  
 11/1/92 – at New York 26, Miami 14  
 12/20/92 – at Miami 19, New York 17  
 9/18/94 – at Miami 28, New York 14  
 9/12/93 – New York 24, at Miami 14  
 11/7/93 – at New York 27, Miami 10  
 11/27/94 – Miami 28, at New York 24  
 9/3/95 – at Miami 52, New York 14  
 12/22/95 – at New York 17, Miami 16  
 9/15/96 – at Miami 36, New York 27

12/22/96 – Miami 31, at New York 28  
 10/12/97 – Miami 31, at New York 20  
 11/9/97 – at Miami 24, New York 17  
 10/4/98 – at New York 20, Miami 9  
 12/13/98 – New York 21, at Miami 16  
 12/12/99 – at New York 28, Miami 20  
 12/27/99 – New York 38, at Miami 31  
 10/23/00 – at New York 40, Miami 37 (OT)  
 11/19/00 – New York 20, at Miami 3  
 10/14/01 – at New York 21, Miami 17  
 11/18/01 – New York 24, at Miami 0  
 9/22/02 – at Miami 30, New York 3  
 11/10/02 – at New York 13, Miami 10  
 9/14/03 – Miami 21 at New York 10  
 12/28/03 – at Miami 23, New York 21  
 10/3/04 – New York 17, at Miami 9  
 11/1/04 – at New York 41, Miami 14  
 9/18/05 – at New York 17, Miami 7  
 12/18/05 – at Miami 24, New York 20  
 10/15/06 – at New York 20, Miami 17  
 12/25/06 – New York 13, at Miami 10

### JETS SINGLE GAME RECORDS

#### MOST RUSHING YARDS

Player	Att	Yds	Date
1. Freeman McNeil	28	173	10/14/85
2. Johnny Hector	20	132	12/22/91
Freeman McNeil	13	132	11/4/84

#### MOST RUSHING TOUCHDOWNS

Player	TD	Date
1. Nine Tied, Most Recently		
Bernie Parmalee	2	11/19/00
Brad Baxter	2	12/22/91

#### MOST PASSING YARDS

Player	Cmp/Att	Yds	Date
1. Ken O'Brien	29/43	479	9/21/86
2. Joe Namath	23/39	415	10/1/67
3. Ken O'Brien	26/43	393	11/10/85

#### MOST TOUCHDOWN PASSES

Player	TD	Date
1. Vinny Testaverde	5	10/23/00
2. Three Tied, Most Recently		
Pat Ryan	4	10/18/87

#### MOST RECEPTIONS

Player	Rec	Date
1. Al Toon	14	11/27/88
2. Richie Anderson	12	10/23/00
3. Keyshawn Johnson	11	12/12/99

#### MOST RECEIVING YARDS

Player	Yds	Date
1. Wesley Walker	194	9/21/86
2. Al Toon	181	11/27/88
3. Don Maynard	160	12/1/68

#### MOST RECEIVING TOUCHDOWNS

Player	TD	Date
1. Wesley Walker	4	9/21/86
2. Don Maynard	3	12/1/68
3. 15 tied	2	

#### MOST POINTS

Player	Pts	Date
1. Wesley Walker	24	9/21/86
2. Don Maynard	18	12/1/68
3. Pat Leahy	15	9/3/78

#### MOST FIELD GOALS

Player	FG	Date
1. Pat Leahy	4	9/3/78
2. Eight Tied, Most Recently		
John Hall	3	12/12/99

#### LONGEST RUSHING PLAY

Player	Yds	Date
Freeman McNeil	52	11/4/84

#### LONGEST PASSING PLAY

Player	Yds	Date
J. Namath to R. Caster	89t	10/7/74

#### DOLPHINS

##### 2007 SCHEDULE

Sep. 9	at Washington Redskins
Sep. 16	Dallas Cowboys
Sep. 23	at N.Y. Jets
Sep. 30	Oakland Raiders
Oct. 7	at Houston Texans
Oct. 14	at Cleveland Browns
Oct. 21	New England Patriots
Oct. 28	N.Y. Giants (London)
Nov. 4	BYE
Nov. 11	Buffalo Bills
Nov. 18	at Philadelphia Eagles
Nov. 26	at Pittsburgh Steelers
Dec. 2	N.Y. Jets
Dec. 9	at Buffalo Bills
Dec. 16	Baltimore Ravens
Dec. 23	at New England Patriots
Dec. 30	Cincinnati Bengals

HISTORY



## MINNESOTA VIKINGS

7-1 Overall / 4-0 Home / 3-1 Away

### JETS vs. VIKINGS

11/29/70 - at New York 20, Minnesota 10  
10/12/75 - at Minnesota 29, New York 21

10/15/79 - at New York 14, Minnesota 7  
12/26/82 - New York 42, at Minnesota 14

11/20/94 - New York 31, at Minnesota 21  
11/23/97 - at New York 23, Minnesota 21

10/20/02 - at New York 20, Minnesota 7  
12/17/06 - New York 26, at Minnesota 13

### JETS SINGLE GAME RECORDS

#### MOST RUSHING YARDS

Player	Att	Yds	Date
1. George Nock	32	117	11/29/70
2. Adrian Murrell	28	95	11/23/97
3. Freeman McNeil	18	82	12/26/82

#### MOST RUSHING TOUCHDOWNS

Player	TD	Date
1. Freeman McNeil	2	12/26/82

#### MOST PASSING YARDS

Player	Cmp/Att	Yds	Date
1. Chad Pennington	29/39	339	12/17/06
2. Chad Pennington	24/29	324	10/20/02
3. Neil O'Donnell	23/34	242	11/23/97

#### MOST TOUCHDOWN PASSES

Player	TD	Date
1. Boomer Esiason	3	11/20/94

#### MOST RECEPTIONS

Player	Rec	Date
1. Laveranues Coles	12	12/17/06
2. Johnny Mitchell	11	11/20/94
3. Keyshawn Johnson	9	11/23/97

#### MOST RECEIVING YARDS

Player	Yds	Date
1. Laveranues Coles	144	12/17/06
2. Johnny Mitchell	120	11/20/94
3. Santana Moss	111	10/20/02

#### MOST POINTS

Player	Pts	Date
1. Mike Nugent	14	12/17/06
2. Three Tied, Most Recently		
Bobby Jackson	12	12/26/82

#### MOST FIELD GOALS

Player	FG	Date
1. Mike Nugent	4	12/17/06
2. John Hall	3	11/23/97
3. Two Tied	2	

#### LONGEST RUSHING PLAY

Player	Yds	Date
Cedric Houston	20	12/17/06

#### LONGEST PASSING PLAY

Player	Yds	Date
C. Pennington to J. McCareins	50	12/17/06

### VIKINGS

#### 2007 SCHEDULE

Sep. 9	Atlanta Falcons
Sep. 16	at Detroit Lions
Sep. 23	at Kansas City Chiefs
Sep. 30	Green Bay Packers
Oct. 7	BYE
Oct. 14	at Chicago Bears
Oct. 21	at Dallas Cowboys
Oct. 28	Philadelphia Eagles
Nov. 4	San Diego Chargers
Nov. 11	at Green Bay Packers
Nov. 18	Oakland Raiders
Nov. 25	at N.Y. Giants
Dec. 2	Detroit Lions
Dec. 9	at San Francisco 49ers
Dec. 17	Chicago Bears
Dec. 23	Washington Redskins
Dec. 30	at Denver Broncos



# NEW ENGLAND PATRIOTS

(Formerly Boston Patriots)

48-44-1 Regular Season (Postseason 0-2) | 28-20 Home (Postseason 0-1) | 20-24-1 Away (Postseason 0-1)

## JETS vs. PATRIOTS

9/16/60 - Boston 28, at New York 24  
11/11/60 - at Boston 38, New York 21  
9/09/61 - New York 21, at Boston 20  
10/9/61 - at New York 37, Boston 30  
10/16/62 - Boston 43, at New York 14  
11/30/62 - at Boston 24, New York 17  
9/8/63 - at Boston 38, New York 14  
10/5/63 - at New York 31, Boston 24  
9/27/64 - at Boston 26, New York 10  
10/31/64 - at New York 35, Boston 14  
11/14/65 - New York 30, at Boston 20  
11/28/65 - Boston 27, at New York 23  
12/2/66 - New York 24, at Boston 24 (T)  
12/17/66 - at New York 38, Boston 28  
12/29/67 - at New York 30, Boston 23  
11/19/67 - New York 29, at Boston 3  
9/22/68 - New York 47, Boston 31  
(at Birmingham, AL)  
10/27/68 - at New York 48, Boston 14  
10/5/69 - New York 23, at Boston 14  
10/26/69 - at New York 23, Boston 17  
9/27/70 - New York 31, at Boston 21  
11/22/70 - at New York 17, Boston 3  
10/10/71 - at New England 20, New York 0  
12/12/71 - at New York 13, New England 6

10/15/72 - New York 41, at New England 13  
10/29/72 - at New York 34, New England 10  
10/14/73 - New York 9, at New England 7  
11/11/73 - at New York 33, New England 13  
10/13/74 - New England 24, at New York 0  
11/17/74 - New York 21, at New England 16  
10/5/75 - at New York 36, New England 17  
12/7/75 - New York 30, at New England 28  
10/18/76 - at New England 41, New York 7  
11/21/76 - New England 38, at New York 24  
10/2/77 - at New York 30, New England 27  
10/30/77 - at New England 24, New York 13  
10/21/78 - at New England 55, New York 12  
11/19/78 - New England 19, at New York 17  
9/9/79 - at New England 56, New York 3  
12/9/79 - at New York 27, New England 26  
10/5/80 - New England 21, at New York 11  
11/2/80 - at New England 34, New York 21  
10/11/81 - at New York 28, New England 24  
11/15/81 - New York 17, at New England 6  
9/19/82 - New York 31, at New England 7  
9/18/83 - at New England 23, New York 13  
12/7/83 - at New York 26, New England 3  
9/30/84 - New England 28, at New York 21  
10/28/84 - at New England 30, New York 20

10/20/85 - at New England 20, New York 13  
11/24/85 - at New York 16, New England 13 (OT)  
12/28/85 - New England 26, at New York 14  
(AFC Wild Card Playoff)  
9/11/86 - New England 20, at New York 6  
10/12/86 - New York 31, at New England 24  
9/21/87 - at New York 43, New England 24  
12/13/87 - at New England 42, New York 20  
9/04/88 - at New England 28, New York 3  
11/13/88 - New England 14, at New York 13  
9/10/89 - New England 27, at New York 24  
11/5/89 - New York 27, at New England 26  
9/30/90 - New York 37, at New England 13  
12/23/90 - at New York 42, New England 17  
11/17/91 - New York 28, at New England 21  
12/15/91 - New England 6, at New York 3  
10/4/92 - at New York 30, New England 21  
11/22/92 - at New England 24, New York 3  
9/26/93 - at New York 45, New England 7  
11/28/93 - New York 6, at New England 0  
10/16/94 - at New England 24, New York 17  
12/4/94 - at New England 24, New York 13  
11/5/95 - New England 20, at New York 7  
12/10/95 - at New England 31, New York 28  
11/10/96 - New England 31, at New York 27

12/8/96 - at New England 34, New York 10  
9/14/97 - at New England 27, New York 24 (OT)  
10/19/97 - at New York 24, New England 19  
10/19/98 - New York 24, at New England 14  
12/27/98 - at New York 31, New England 10  
9/12/99 - New England 30, at New York 28  
11/15/99 - New York 24, at New England 17  
9/11/00 - at New York 20, New England 19  
10/15/00 - New York 34, at New England 17  
9/23/01 - New York 10, at New England 3  
12/02/01 - New England 17, at New York 16  
9/15/02 - New England 44, at New York 7  
12/22/02 - New York 30, at New England 17  
9/21/03 - at New England 23, New York 16  
10/20/03 - New England 21, at New York 16  
12/24/04 - at New England 13, New York 7  
12/26/04 - New England 23, at New York 7  
12/4/05 - at New England 16, New York 3  
12/26/05 - New England 31, at New York 21  
9/17/06 - New England 24, at New York 17  
11/12/06 - New York 17, at New England 14  
1/7/07 - New York 16, at New England 37  
(AFC Wild Card Playoff)

## JETS SINGLE GAME RECORDS

### MOST RUSHING YARDS

Player	Att	Yds	Date
1. John Riggins	32	168	10/15/72
2. John Riggins	20	152	12/7/75
3. Emerson Boozer	18	150	10/15/72

### MOST RUSHING TOUCHDOWNS

Player	TD	Date
1. Five Tied, Most Recently		
Curtis Martin	3	10/15/00
Johnny Hector	3	10/12/86

### MOST PASSING YARDS

Player	Cmp/Att	Yds	Date
1. Ken O'Brien	22/29	386	11/5/89
2. Joe Namath	22/43	362	10/29/67
3. Joe Namath	28/56	338	10/2/66

### MOST TOUCHDOWN PASSES

Player	TD	Date
1. Vinny Testaverde	4	12/27/98
Boomer Esiason	4	12/10/95
Joe Namath	4	10/5/75

### MOST RECEPTIONS

Player	Rec	Date
1. Bake Turner	11	10/31/64
Art Powell	11	10/6/62
3. Bake Turner	10	9/27/64

### MOST RECEIVING YARDS

Player	Yds	Date
1. Keyshawn Johnson	194	11/23/97
2. Rob Moore	175	9/30/90
3. Wesley Walker	168	11/24/85

### MOST RECEIVING TOUCHDOWNS

Player	TD	Date
1. 10 Tied, Most Recently		
Laveranues Coles	2	12/26/05
Wayne Chrebet	2	9/11/00

### MOST POINTS

Player	Pts	Date
1. Five Tied, Most Recently		
Curtis Martin	18	10/15/00
Johnny Hector	18	10/12/86

### MOST FIELD GOALS

Player	FG	Date
1. Pat Leahy	4	11/27/83
Bobby Howfield	4	11/11/73
Jim Turner	4	9/22/68

### LONGEST RUSHING PLAY

Player	Yds	Date
Mark Smolinski	56	9/8/63

### LONGEST PASSING PLAY

Player	Yds	Date
K. O'Brien to W. Walker	88t	11/24/85

## PATRIOTS

### 2007 SCHEDULE

Sept. 9	at N.Y. Jets
Sept. 16	San Diego Chargers
Sept. 23	Buffalo Bills
Oct. 1	at Cincinnati Bengals
Oct. 7	Cleveland Browns
Oct. 14	at Dallas Cowboys
Oct. 21	at Miami Dolphins
Oct. 28	Washington Redskins
Nov. 4	at Indianapolis Colts
Nov. 11	BYE
Nov. 18	at Buffalo Bills
Nov. 25	Philadelphia Eagles
Dec. 3	Baltimore Ravens
Dec. 9	Pittsburgh Steelers
Dec. 16	N.Y. Jets
Dec. 23	Miami Dolphins
Dec. 29	at N.Y. Giants

HISTORY



## NEW ORLEANS SAINTS

5-5 Overall | 2-3 Home | 3-2 Away

### JETS vs. SAINTS

12/3/72 - at New York 18, New Orleans 17  
12/4/77 - New York 16, at New Orleans 13  
12/14/80 - New Orleans 21, at New York 20

11/21/83 - New York 31, at New Orleans 28  
10/26/86 - at New York 28, New Orleans 23  
10/15/89 - at New Orleans 29, New York 14

12/26/92 - New Orleans 20, at New York 0  
12/24/95 - New Orleans 12, at New York 0

11/4/01 - New York 16, at New Orleans 9  
11/27/05 - New Orleans 21, at New York 19

### JETS SINGLE GAME RECORDS

#### MOST RUSHING YARDS

Player	Att	Yds	Date
1. Tom Newton	23	117	12/14/80
2. Clark Gaines	22	103	12/4/77
3. Curtis Martin	24	91	11/27/05

#### MOST PASSING YARDS

Player	Cmp/Att	Yds	Date
1. Joe Namath	21/40	259	12/3/72
2. Ken O'Brien	20/32	258	10/26/86
3. Brooks Bollinger	19/28	251	11/27/05

#### MOST TOUCHDOWN PASSES

Player	TD	Date
1. Ken O'Brien	3	10/26/86

#### MOST RECEPTIONS

Player	Rec	Date
1. Adrian Murrell	9	12/24/95
2. Wesley Walker	7	11/21/83
3. Four Tied	6	

#### MOST RECEIVING YARDS

Player	Yds	Date
1. Wesley Walker	110	11/21/83
2. Al Toon	101	10/26/86
3. Rich Caster	83	12/3/72

#### MOST RECEIVING TOUCHDOWNS

Player	TD	Date
1. Al Toon	3	10/26/86

#### MOST POINTS

Player	Pts	Date
1. Al Toon	18	10/26/86
Bobby Howfield	18	12/3/72
3. Mike Nugent	13	11/27/05

#### MOST FIELD GOALS

Player	FG	Date
1. Bobby Howfield	6	12/3/72
2. Mike Nugent	4	11/27/05
3. Two Tied	3	

#### LONGEST RUSHING PLAY

Player	Yds	Date
LaMont Jordan	27	11/4/01

#### LONGEST PASSING PLAY

Player	Yds	Date
B. Bollinger to J. McCarreins	36	11/27/05

### SAINTS

#### 2007 SCHEDULE

Sep. 6	at Indianapolis Colts
Sep. 16	at Tampa Bay Buccaneers
Sep. 24	Tennessee Titans
Sep. 30	BYE
Oct. 7	Carolina Panthers
Oct. 14	at Seattle Seahawks
Oct. 21	Atlanta Falcons
Oct. 28	at San Francisco 49ers
Nov. 4	Jacksonville Jaguars
Nov. 11	St. Louis Rams
Nov. 18	at Houston Texans
Nov. 25	at Carolina Panthers
Dec. 2	Tampa Bay Buccaneers
Dec. 10	at Atlanta Falcons
Dec. 16	Arizona Cardinals
Dec. 23	Philadelphia Eagles
Dec. 30	at Chicago Bears



## NEW YORK GIANTS

4-6 Overall | 1-4 Home | 3-2 Away

### JETS vs. GIANTS

11/1/70 - Giants 22, at Jets 10  
11/10/74 - Jets 26, at Giants 20  
(OT-Yale Bowl)

11/1/81 - Jets 26, at Giants 7  
12/2/84 - Giants 20, at Jets 10  
12/21/87 - at Giants 20, Jets 7

12/18/88 - at Jets 27, Giants 21  
10/31/93 - Jets 10, at Giants 6  
9/22/96 - Giants 13, at Jets 6

12/5/99 - at Giants 41, Jets 28  
11/2/03 - Giants 31, at Jets 28 (OT)

### JETS SINGLE GAME RECORDS

#### MOST RUSHING YARDS

Player	Att	Yds	Date
1. Curtis Martin	28	108	11/2/03
2. Bob Burns	21	101	11/10/74
3. Brad Baxter	19	71	10/31/93

#### MOST PASSING YARDS

Player	Cmp/Att	Yds	Date
1. Ken O'Brien	28/41	351	12/2/84
2. Ray Lucas	31/48	284	12/5/99
3. Chad Pennington	27/45	281	11/2/03

#### MOST TOUCHDOWN PASSES

Player	TD	Date
1. Chad Pennington	4	11/2/03
Ray Lucas	4	12/5/99
3. Two Tied	2	

#### MOST RECEPTIONS

Player	Rec	Date
1. Mickey Shuler	11	12/2/84
2. Santana Moss	10	11/2/03
Keyshawn Johnson	10	12/5/99

#### MOST RECEIVING YARDS

Player	Yds	Date
1. Wesley Walker	142	11/1/81
2. Mickey Shuler	127	12/2/84
3. Santana Moss	121	11/2/03

#### MOST RECEIVING TOUCHDOWNS

Player	TD	Date
1. Santana Moss	3	11/2/03
2. Wayne Chrebet	2	12/5/99

#### MOST POINTS

Player	Pts	Date
1. Santana Moss	18	11/2/03
2. Pat Leahy	14	11/1/81
3. Wayne Chrebet	12	12/5/99

#### MOST FIELD GOALS

Player	FG	Date
1. Pat Leahy	4	11/1/81
2. Three Tied, Most Recently	2	09/22/96
Nick Lowery		

#### LONGEST RUSHING PLAY

Player	Yds	Date
Curtis Martin	15	11/2/03

#### LONGEST PASSING PLAY

Player	Yds	Date
K. O'Brien to W. Walker	37	12/2/84

### GIANTS

#### 2007 SCHEDULE

Sep. 9	at Dallas Cowboys
Sep. 16	Green Bay Packers
Sep. 23	at Washington Redskins
Sep. 30	Philadelphia Eagles
Oct. 7	N.Y. Jets
Oct. 15	at Atlanta Falcons
Oct. 21	San Francisco 49ers
Oct. 28	at Miami Dolphins (London)
Nov. 4	BYE
Nov. 11	Dallas Cowboys
Nov. 18	at Detroit Lions
Nov. 25	Minnesota Vikings
Dec. 2	at Chicago Bears
Dec. 9	at Philadelphia Eagles
Dec. 16	Washington Redskins
Dec. 23	at Buffalo Bills
Dec. 29	New England Patriots



# OAKLAND RAIDERS (Formerly Los Angeles Raiders)

14-19-2 Regular Season (Postseason 2-2) | 9-8-1 Home (Postseason 1-0) | 5-11-1 Away (Postseason 1-2)

## JETS vs. RAIDERS

10/28/60 - Oakland 28, at New York 27  
12/11/60 - New York 31, at Oakland 28  
10/29/61 - New York 14, at Oakland 6  
11/11/61 - at New York 23, Oakland 12  
9/9/62 - New York 28, at Oakland 17  
11/4/62 - at New York 31, Oakland 21  
10/7/63 - at New York 10, Oakland 7  
10/20/63 - at Oakland 49, New York 26  
10/10/64 - at New York 35, Oakland 13  
11/12/64 - at Oakland 35, New York 26  
10/16/65 - at New York 24, Oakland 24 (T)

12/12/65 - at Oakland 24, New York 14  
10/23/66 - Oakland 24, at New York 21  
12/3/66 - New York 28, at Oakland 28 (T)  
10/7/67 - at New York 27, Oakland 14  
12/17/67 - at Oakland 38, New York 29  
11/17/68 - at Oakland 33, New York 32  
12/29/68 - at New York 27, Oakland 23  
(AFL Championship)  
11/30/69 - Oakland 27, at New York 14  
12/6/70 - Oakland 14, at New York 13  
12/11/72 - at Oakland 24, New York 16

10/23/77 - Oakland 28, at New York 27  
10/21/79 - at New York 28, Oakland 19  
1/15/83 - New York 17, at Los Angeles 14  
(AFC Playoff)  
9/8/85 - at Los Angeles 31, New York 0  
10/9/89 - Los Angeles 14, at New York 7  
10/10/93 - at Los Angeles 24, New York 20  
10/1/95 - Oakland 47, at New York 10  
10/6/96 - Oakland 34, at New York 13  
9/2/97 - at New York 23, Oakland 22  
10/24/99 - at Oakland 24, New York 23

12/20/00 - at Oakland 31, New York 7  
1/6/02 - New York 24, at Oakland 22  
1/12/02 - at Oakland 38, New York 24  
(AFC Playoff)  
12/2/02 - at Oakland 26, New York 20  
1/12/03 - at Oakland 30, New York 10  
(AFC Playoff)  
11/9/03 - New York 27, at Oakland 24 (OT)  
12/11/05 - at New York 26, Oakland 10  
12/31/06 - at New York 23, Oakland 3

## JETS SINGLE GAME RECORDS

### MOST RUSHING YARDS

Player	Att	Yds	Date
1. Matt Snell	26	168	10/10/64
2. Bill Mathis	20	127	11/11/61
3. Curtis Martin	26	123	10/24/99

### MOST RUSHING TOUCHDOWNS

Player	TD	Date
1. Five Tied, Most Recently		
Emerson Boozer	2	10/7/67
Joe Namath	2	10/23/66

### MOST PASSING YARDS

Player	Comp/Att	Yds	Date
1. Joe Namath	25/46	403	12/11/73
2. Richard Todd	17/29	396	10/23/77
3. Joe Namath	19/37	381	11/17/68

### MOST TOUCHDOWN PASSES

Player	TD	Date
1. Richard Todd	4	10/23/77
2. Four Tied, Most Recently		
Richard Todd	3	10/21/79

### MOST RECEPTIONS

Player	Rec	Date
1. Don Maynard	12	12/17/67
2. Dick Christy	11	11/4/62
3. Two Tied	10	

### MOST RECEIVING YARDS

Player	Yds	Date
1. Don Maynard	228	11/17/68
2. Art Powell	179	12/11/60
3. Wesley Walker	178	10/23/77

### MOST RECEIVING TOUCHDOWNS

Player	TD	Date
1. Four Tied, Most Recently		
Wesley Walker	2	10/21/79
Don Maynard	2	12/17/67

### MOST POINTS

Player	Pts	Date
1. Mike Nugent	14	12/11/05
2. 10 Tied, Most Recently		
Wesley Walker	12	10/21/79

### MOST FIELD GOALS

Player	FG	Date
1. Mike Nugent	4	12/11/05
2. Five Tied, Most Recently		
Mike Nugent	3	12/31/06

### LONGEST RUSHING PLAY

Player	Yds	Date
Dick Christy	47	9/9/62

### LONGEST PASSING PLAY

Player	Yds	Date
R. Todd to W. Walker	87 1/2	10/23/77

## RAIDERS

### 2007 SCHEDULE

Sep. 9	Detroit Lions
Sep. 16	at Denver Broncos
Sep. 23	Cleveland Browns
Sep. 30	at Miami Dolphins
Oct. 7	BYE
Oct. 14	at San Diego Chargers
Oct. 21	Kansas City Chiefs
Oct. 28	at Tennessee Titans
Nov. 4	Houston Texans
Nov. 11	Chicago Bears
Nov. 18	at Minnesota Vikings
Nov. 25	at Kansas City Chiefs
Dec. 2	Denver Broncos
Dec. 9	at Green Bay Packers
Dec. 16	Indianapolis Colts
Dec. 23	at Jacksonville Jaguars
Dec. 30	San Diego Chargers



# PHILADELPHIA EAGLES

0-7 Overall | 0-3 Home | 0-4 Away

## JETS vs. EAGLES

12/9/73 - at Philadelphia 24, New York 23  
12/18/77 - at Philadelphia 27, New York 0

11/27/78 - at Philadelphia 17, New York 9  
12/20/87 - Philadelphia 38, at New York 27

10/3/93 - Philadelphia 35, at New York 30  
12/14/96 - Philadelphia 21, at New York 20

10/26/03 - at Philadelphia 24, New York 17

## JETS SINGLE GAME RECORDS

### MOST RUSHING YARDS

Player	Att	Yds	Date
1. Emerson Boozer	21	160	12/9/73
2. Curtis Martin	20	110	10/26/03
3. Mike Adamle	16	84	12/09/73

### MOST PASSING YARDS

Player	Comp/Att	Yds	Date
1. Ken O'Brien	25/49	301	12/20/87
2. Boomer Esiason	19/33	297	10/3/93
3. Glenn Foley	16/26	186	12/14/96

### MOST TOUCHDOWN PASSES

Player	TD	Date
1. Boomer Esiason	4	10/3/93
2. Ken O'Brien	2	12/20/87

### MOST RECEPTIONS

Player	Rec	Date
1. Al Toon	10	12/20/87
2. Clark Gaines	7	12/18/77
3. Johnny Mitchell	7	10/3/93

### MOST RECEIVING YARDS

Player	Yds	Date
1. Al Toon	168	12/20/87
2. Johnny Mitchell	146	10/3/93
3. Chris Burkett	103	10/3/93

### MOST RECEIVING TOUCHDOWNS

Player	TD	Date
1. Johnny Mitchell	3	10/3/93

### MOST POINTS

Player	Pts	Date
1. Johnny Mitchell	18	10/3/93
2. Emerson Boozer	12	12/9/73
3. Bobby Howfield	11	12/9/73

### MOST FIELD GOALS

Player	FG	Date
1. Bobby Howfield	3	12/9/73
2. Nick Lowery	2	12/14/96
3. Pat Leahy	2	12/20/87

### LONGEST RUSHING PLAY

Player	Yds	Date
Emerson Boozer	52	12/9/73

### LONGEST PASSING PLAY

Player	Yds	Date
V. Testaverde to S. Moss	60 1/2	10/26/03

## EAGLES

### 2007 SCHEDULE

Sep. 9	at Green Bay Packers
Sep. 17	Washington Redskins
Sep. 23	Detroit Lions
Sep. 30	at N.Y. Giants
Oct. 7	BYE
Oct. 14	at N.Y. Jets
Oct. 21	Chicago Bears
Oct. 28	at Minnesota Vikings
Nov. 4	Dallas Cowboys
Nov. 11	at Washington Redskins
Nov. 18	Miami Dolphins
Nov. 25	at New England Patriots
Dec. 2	Seattle Seahawks
Dec. 9	N.Y. Giants
Dec. 16	at Dallas Cowboys
Dec. 23	at New Orleans Saints
Dec. 30	Buffalo Bills





## PITTSBURGH STEELERS

2-15 Regular Season (Postseason 0-1) | 0-6 Home | 2-9 Away (Postseason 0-1)

### JETS vs. STEELERS

11/8/70 – at Pittsburgh 21, New York 17  
10/21/73 – at Pittsburgh 26, New York 14  
11/30/75 – Pittsburgh 20, at New York  
11/27/77 – Pittsburgh 23, at New York 20  
10/17/78 – Pittsburgh 28, at New York 17

9/20/81 – at Pittsburgh 38, New York 10  
10/12/83 – Pittsburgh 34, at New York 7  
9/6/84 – Pittsburgh 23, at New York 17  
12/13/86 – Pittsburgh 45, at New York 24  
10/30/88 – at New York 24, Pittsburgh 20

12/10/89 – Pittsburgh 13, at New York 0  
11/25/90 – Pittsburgh 24, at New York 7  
09/13/92 – at Pittsburgh 27, New York 10  
10/8/00 – Pittsburgh 20, at New York 3  
12/9/01 – at Pittsburgh 18, New York 7

12/14/03 – at New York 6, Pittsburgh 0  
12/12/04 – at Pittsburgh 17, New York 6  
1/15/05 – at Pittsburgh 20, New York 17 (OT)  
(AFC Divisional Playoff)

### JETS SINGLE GAME RECORDS

#### MOST RUSHING YARDS

Player	Att	Yds	Date
1. Curtis Martin	30	174	12/14/03
2. Freeman McNeil	23	137	12/13/86
3. Scott Dierking	23	107	11/27/77

#### MOST PASSING YARDS

Player	Cmp/Att	Yds	Date
1. Ken O'Brien	26/38	226	12/10/89
2. Ken O'Brien	20/30	197	12/13/86
3. Matt Robinson	9/23	192	10/11/78

#### MOST RECEPTIONS

Player	Rec	Date
1. Mickey Shuler	8	12/13/86
2. Johnny "Lam" Jones	7	12/10/83
3. Three Tied	6	

#### MOST RECEIVING YARDS

Player	Yds	Date
1. Johnny "Lam" Jones	146	12/10/83
2. Wesley Walker	93	10/11/78
3. Two Tied	79	

#### MOST POINTS

Player	Pts	Date
1. Pat Leahy	8	11/27/77
2. 26 Tied, Most Recently		
Doug Brien	6	12/12/04

#### MOST FIELD GOALS

Player	FG	Date
1. Doug Brien	2	12/12/04
Doug Brien	2	12/14/03
Pat Leahy	2	11/27/77

#### LONGEST RUSHING PLAY

Player	Yds	Date
Curtis Martin	56	12/14/03

#### LONGEST PASSING PLAY

Player	Yds	Date
C. Pennington to J. McCareins	43	12/12/04

### STEELERS

#### 2007 SCHEDULE

Sep. 9	at Cleveland Browns
Sep. 16	Buffalo Bills
Sep. 23	San Francisco 49ers
Sep. 30	at Arizona Cardinals
Oct. 7	Seattle Seahawks
Oct. 14	BYE
Oct. 21	at Denver Broncos
Oct. 28	at Cincinnati Bengals
Nov. 5	Baltimore Ravens
Nov. 11	Cleveland Browns
Nov. 18	at N.Y. Jets
Nov. 26	Miami Dolphins
Dec. 2	Cincinnati Bengals
Dec. 9	at New England Patriots
Dec. 16	Jacksonville Jaguars
Dec. 20	at St. Louis Rams
Dec. 30	at Baltimore Ravens



## SAN DIEGO CHARGERS

(Formerly Los Angeles Chargers)

11-10-1 Regular Season (Postseason 1-0) | 5-7-1 Home | 6-11-0 Away (Postseason 1-0)

### JETS vs. CHARGERS

11/4/60 – Los Angeles 21, at New York 7  
12/18/60 – at Los Angeles 50, New York 43  
10/15/61 – San Diego 25, at New York 10  
11/5/61 – at San Diego 48, New York 13  
9/16/62 – at San Diego 40, New York 14  
10/28/62 – at New York 23, San Diego 3  
11/12/63 – at San Diego 24, New York 20  
10/12/63 – San Diego 53, at New York 7  
10/3/64 – at New York 17, San Diego 17 (T)

12/6/64 – at San Diego 38, New York 3  
10/23/65 – San Diego 34, at New York 9  
9/28/69 – at San Diego 34, New York 27  
12/4/65 – at San Diego 38, New York 7  
10/8/66 – at New York 13, San Diego 16  
11/11/66 – at San Diego 42, New York 27  
12/24/67 – New York 42, at San Diego 31  
10/5/68 – at New York 23, San Diego 20

11/24/68 – New York 37, at San Diego 15  
10/31/71 – at San Diego 49, New York 21  
12/1/74 – at New York 27, San Diego 14  
12/15/75 – at San Diego 24, New York 16  
9/4/83 – New York 41, at San Diego 29  
12/3/89 – New York 20, at San Diego 17  
10/14/90 – San Diego 39, at New York 3  
12/2/90 – at San Diego 38, New York 17

11/24/91 – at New York 24, San Diego 3  
12/18/94 – San Diego 21, at New York 6  
11/3/02 – New York 44, at San Diego 13  
9/19/04 – New York 34, at San Diego 28  
1/8/05 – New York 20, at San Diego 17 (OT)  
(AFC Wild Card Playoff)  
11/6/05 – San Diego 31, at New York 26

### JETS SINGLE GAME RECORDS

#### MOST RUSHING YARDS

Player	Att	Yds	Date
1. Freeman McNeil	23	120	9/4/83
2. Curtis Martin	32	119	9/19/04
3. LaMont Jordan	13	107	11/3/02

#### MOST RUSHING TOUCHDOWNS

Player	TD	Date
1. Five Tied, Most Recently		
Curtis Martin	2	9/19/04
Blair Thomas	2	11/24/91

#### MOST PASSING YARDS

Player	Cmp/Att	Yds	Date
1. Joe Namath	29/51	344	9/28/69
2. Joe Namath	18/26	343	12/24/67
3. Joe Namath	17/31	337	11/24/68

#### MOST TOUCHDOWN PASSES

Player	TD	Date
1. Joe Namath	4	12/24/67
2. Al Dorow	3	12/18/60
3. 10 Tied	2	

#### MOST RECEPTIONS

Player	Rec	Date
1. George Sauer	9	9/28/69
2. Four Tied, Most Recently		
Wesley Walker	8	9/4/83

#### MOST RECEIVING YARDS

Player	Yds	Date
1. Don Maynard	166	11/24/68
2. Don Maynard	157	10/28/62
3. Don Maynard	141	12/24/67

#### MOST RECEIVING TOUCHDOWNS

Player	TD	Date
1. Don Maynard	3	12/24/67
2. Four Tied, Most Recently		
Al Toon	2	12/2/90

#### MOST POINTS

Player	Pts	Date
1. John Riggins	18	12/1/74
2. Don Maynard	18	12/24/67
3. John Hall	14	11/3/02

#### MOST FIELD GOALS

Player	FG	Date
1. John Hall	3	11/3/02
Jim Turner	3	10/5/68
Jim Turner	3	10/23/65

#### LONGEST RUSHING PLAY

Player	Yds	Date
LaMont Jordan	61t	11/3/02

#### LONGEST PASSING PLAY

Player	Yds	Date
J. Namath to D. Maynard	87t	11/24/68

### CHARGERS

#### 2007 SCHEDULE

Sep. 9	Chicago Bears
Sep. 16	at New England Patriots
Sep. 23	at Green Bay Packers
Sep. 30	Kansas City Chiefs
Oct. 7	at Denver Broncos
Oct. 14	Oakland Raiders
Oct. 21	BYE
Oct. 28	Houston Texans
Nov. 4	at Minnesota Vikings
Nov. 11	Indianapolis Colts
Nov. 18	at Jacksonville Jaguars
Nov. 25	Baltimore Ravens
Dec. 2	at Kansas City Chiefs
Dec. 9	at Tennessee Titans
Dec. 16	Detroit Lions
Dec. 24	Denver Broncos
Dec. 30	at Oakland Raiders



## SAN FRANCISCO 49ERS

2-8 Overall | 1-1 Home | 1-7 Away

### JETS vs. 49ERS

11/28/71 - San Francisco 24, at New York 21  
10/3/76 - at San Francisco 17, New York 6  
9/21/80 - San Francisco 37, at New York 27

10/30/83 - New York 27, at San Francisco 13  
12/7/86 - at San Francisco 24, New York 10  
10/29/89 - San Francisco 23, at New York 10

9/20/92 - San Francisco 31, at New York 14  
9/6/98 - at San Francisco 36, New York 30 (OT)

10/1/01 - San Francisco 19, at New York 17  
10/17/04 - at New York 22, San Francisco 14

### JETS SINGLE GAME RECORDS

MOST RUSHING YARDS				
Player	Att	Yds	Date	
1. Curtis Martin	21	111	10/17/04	
Ed Marinaro	25	111	10/3/76	
3. Dwayne Crutchfield	19	81	10/30/83	

MOST RUSHING TOUCHDOWNS		
Player	TD	Date
1. Curtis Martin	2	10/17/04
Curtis Martin	2	10/1/01

MOST PASSING YARDS			
Player	Cmp/Att	Yds	Date
1. Richard Todd	42/60	447	9/21/80
2. Glenn Foley	30/58	415	9/6/98
3. Ken O'Brien	23/43	264	9/20/92

MOST TOUCHDOWN PASSES		
Player	TD	Date
1. Glenn Foley	3	9/6/98
Richard Todd	3	9/21/80
Joe Namath	3	11/28/71

MOST RECEPTIONS		
Player	Rec	Date
1. Clark Gaines	17	9/21/80
2. Keyshawn Johnson	9	9/6/98
3. Two Tied	7	

MOST RECEIVING YARDS		
Player	Yds	Date
1. Clark Gaines	160	9/21/80
2. Keyshawn Johnson	126	9/6/98
3. Rich Caster	126	11/28/71

MOST RECEIVING TOUCHDOWNS		
Player	TD	Date
1. Keyshawn Johnson	2	9/6/98
Rich Caster	2	11/28/71

MOST POINTS		
Player	Pts	Date
1. Five Tied, Most Recently		
John Hall	12	9/6/98
Keyshawn Johnson	12	9/6/98

MOST FIELD GOALS		
Player	FG	Date
1. John Hall	3	9/6/98
2. Pat Leahy	2	10/30/83
Pat Leahy	2	9/21/80

LONGEST RUSHING PLAY		
Player	Yds	Date
Curtis Martin	18	10/1/01

LONGEST PASSING PLAY		
Player	Yds	Date
G. Foley to W. Chrebet	48	9/6/98

### 49ERS

#### 2007 SCHEDULE

Sep. 10	Arizona Cardinals
Sep. 16	at St. Louis Rams
Sep. 23	at Pittsburgh Steelers
Sep. 30	Seattle Seahawks
Oct. 7	Baltimore Ravens
Oct. 14	BYE
Oct. 21	at N.Y. Giants
Oct. 28	New Orleans Saints
Nov. 4	at Atlanta Falcons
Nov. 12	at Seattle Seahawks
Nov. 18	St. Louis Rams
Nov. 25	at Arizona Cardinals
Dec. 2	at Carolina Panthers
Dec. 9	Minnesota Vikings
Dec. 15	Cincinnati Bengals
Dec. 23	Tampa Bay Buccaneers
Dec. 30	at Cleveland Browns



## SEATTLE SEAHAWKS

8-8 Overall | 5-5 Home | 3-3 Away

### JETS vs. SEAHAWKS

11/13/77 - Seattle 17, at New York 0  
9/17/78 - Seattle 24, at New York 17  
11/26/79 - at Seattle 30, New York 7  
10/19/80 - Seattle 27, at New York 17

10/25/81 - Seattle 19, at New York 3  
12/6/81 - at Seattle 27, New York 23  
9/11/83 - Seattle 17, at New York 10  
10/27/85 - at New York 17, Seattle 14

11/2/86 - New York 38, at Seattle 7  
11/9/87 - at New York 30, Seattle 14  
9/8/91 - at Seattle 20, New York 13  
11/6/95 - New York 16, at Seattle 10

8/31/97 - New York 41, at Seattle 3  
12/6/98 - at New York 32, Seattle 31  
12/10/00 - at New York 19, Seattle 9  
12/19/04 - at New York 37, Seattle 14

### JETS SINGLE GAME RECORDS

MOST RUSHING YARDS				
Player	Att	Yds	Date	
1. Curtis Martin	34	158	12/2/00	
2. Freeman McNeil	22	151	10/27/85	
3. Freeman McNeil	22	140	9/11/83	

MOST RUSHING TOUCHDOWNS		
Player	TD	Date
1. Curtis Martin	2	12/19/04
Clark Gaines	2	9/17/78

MOST PASSING YARDS			
Player	Cmp/Att	Yds	Date
1. Ken O'Brien	26/32	431	12/1/86
2. Vinny Testaverde	42/63	418	12/6/81
3. Richard Todd	27/51	286	12/6/81

MOST TOUCHDOWN PASSES		
Player	TD	Date
1. Neil O'Donnell	5	8/31/97
2. Ken O'Brien	4	11/2/86
3. Chad Pennington	3	12/19/04

MOST RECEPTIONS		
Player	Rec	Date
1. Keyshawn Johnson	9	12/6/98
Al Toon	9	11/2/86
3. Bruce Harper	8	12/6/81

MOST RECEIVING YARDS		
Player	Yds	Date
1. Al Toon	195	11/2/86
2. Wesley Walker	161	11/2/86
3. Wesley Walker	116	9/11/83

MOST RECEIVING TOUCHDOWNS		
Player	TD	Date
1. Four Tied, Most Recently		
Santana Moss	2	12/19/04
Wayne Chrebet	2	8/31/97

MOST POINTS		
Player	Pts	Date
1. John Hall	13	12/2/00
2. Eight Tied, Most Recently		
Curtis Martin	12	12/19/04

MOST FIELD GOALS		
Player	FG	Date
1. John Hall	4	12/2/00
2. Nick Lowery	3	11/26/95
Pat Leahy	3	11/9/87

LONGEST RUSHING PLAY		
Player	Yds	Date
Curtis Martin	50	12/2/00

LONGEST PASSING PLAY		
Player	Yds	Date
K. O'Brien to W. Walker	83t	11/2/86

### SEAHAWKS

#### 2007 SCHEDULE

Sep. 9	Tampa Bay Buccaneers
Sep. 16	at Arizona Cardinals
Sep. 23	Cincinnati Bengals
Sep. 30	at San Francisco 49ers
Oct. 7	at Pittsburgh Steelers
Oct. 14	New Orleans Saints
Oct. 21	St. Louis Rams
Oct. 28	BYE
Nov. 4	at Cleveland Browns
Nov. 12	San Francisco 49ers
Nov. 18	Chicago Bears
Nov. 25	at St. Louis Rams
Dec. 2	at Philadelphia Eagles
Dec. 9	Arizona Cardinals
Dec. 16	at Carolina Panthers
Dec. 23	Baltimore Ravens
Dec. 30	at Atlanta Falcons



## ST. LOUIS RAMS (Formerly Los Angeles Rams)

2-9 Overall | 1-6 Home | 1-3 Away

### JETS vs. RAMS

11/15/70 - New York 31, at Los Angeles 20  
10/27/74 - Los Angeles 20, at New York 13  
11/30/80 - at Los Angeles 38, New York 13

9/25/83 - at New York 27, Los Angeles 24 (OT)  
11/20/86 - Los Angeles 17, at New York 3  
12/17/89 - at Los Angeles 38, New York 14

9/27/92 - at Los Angeles 18, New York 10  
12/3/95 - St. Louis 23, at New York 20  
10/11/98 - at St. Louis 30, New York 10

10/21/01 - St. Louis 34, at New York 14  
1/2/05 - at St. Louis 32, New York 29 (OT)

### JETS SINGLE GAME RECORDS

#### MOST RUSHING YARDS

Player	Att	Yds	Date
1. Curtis Martin	28	153	12/05
2. Lee White	22	75	11/15/86
3. Freeman McNeil	20	74	11/30/86

#### MOST PASSING YARDS

Player	Cmp/Att	Yds	Date
1. Richard Todd	37/50	446	9/25/83
2. Ken O'Brien	28/47	272	11/30/86
3. Al Woodall	10/17	261	11/15/70

#### MOST TOUCHDOWN PASSES

Player	TD	Date
1. Al Woodall	3	11/15/70
2. Richard Todd	2	9/25/83

#### MOST RECEPTIONS

Player	Rec	Date
1. Al Toon	9	9/27/92
2. Three Tied, Most Recently		
Wayne Chrebet	8	12/3/95

#### MOST RECEIVING YARDS

Player	Yds	Date
1. Wesley Walker	135	9/25/83
2. Don Maynard	102	11/15/70
3. Wayne Chrebet	98	12/3/95

#### MOST RECEIVING TOUCHDOWNS

Player	TD	Date
1. Anthony Becht	2	10/21/01
Wesley walker	2	9/25/83

#### MOST POINTS

Player	Pts	Date
1. Anthony Becht	12	10/21/01
Wesley Walker	12	9/25/83
3. Doug Brien	11	1/2/05

#### MOST FIELD GOALS

Player	FG	Date
1. Doug Brien	3	01/2/05
2. Three Tied, Most Recently		
Nick Lowery	2	12/3/95

### RAMS

#### 2007 SCHEDULE

Sep. 9	Carolina Panthers
Sep. 16	San Francisco 49ers
Sep. 23	at Tampa Bay Buccaneers
Sep. 30	at Dallas Cowboys
Oct. 7	Arizona Cardinals
Oct. 14	at Baltimore Ravens
Oct. 21	at Seattle Seahawks
Oct. 28	Cleveland Browns
Nov. 4	BYE
Nov. 11	at New Orleans Saints
Nov. 18	at San Francisco 49ers
Nov. 25	Seattle Seahawks
Dec. 2	Atlanta Falcons
Dec. 9	at Cincinnati Bengals
Dec. 16	Green Bay Packers
Dec. 20	Pittsburgh Steelers
Dec. 30	at Arizona Cardinals



## TAMPA BAY BUCCANEERS

8-1 Overall | 6-0 Home | 2-1 Away

### JETS vs. BUCCANEERS

11/14/76 - at New York 34, Tampa Bay 0  
12/12/82 - at New York 32, Tampa Bay 21  
12/16/84 - at Tampa Bay 41, New York 21

11/17/85 - at New York 62, Tampa Bay 28  
12/30/90 - New York 16, at Tampa Bay 14

9/91/91 - at New York 16, Tampa Bay 13  
12/14/97 - at New York 31, Tampa Bay 0

9/24/00 - New York 21, at Tampa Bay 17  
10/9/05 - at New York 14, Tampa Bay 12

### JETS SINGLE GAME RECORDS

#### MOST RUSHING YARDS

Player	Att	Yds	Date
1. Clark Gaines	27	103	11/14/76
2. Blair Thomas	23	92	9/11/91
3. Curtis Martin	18	90	12/24/00

#### MOST RUSHING TOUCHDOWNS

Player	TD	Date
1. Curtis Martin	2	10/9/05
Johnny Hector	2	11/17/85
Freeman McNeil	2	12/12/82

#### MOST PASSING YARDS

Player	Cmp/Att	Yds	Date
1. Ken O'Brien	23/30	367	11/17/85
2. Ken O'Brien	19/34	201	12/16/84
3. Richard Todd	17/29	189	12/12/82

#### MOST TOUCHDOWN PASSES

Player	TD	Date
1. Ken O'Brien	5	11/17/85
2. Ken O'Brien	2	12/16/84

#### MOST RECEPTIONS

Player	Rec	Date
1. Curtis Martin	8	9/24/00
2. Mickey Shuler	7	11/17/85
3. Four Tied	6	

#### MOST RECEIVING YARDS

Player	Yds	Date
1. Al Toon	133	11/17/85
2. Laveranues Coles	89	10/9/05
3. Mickey Shuler	84	11/17/85

#### MOST RECEIVING TOUCHDOWNS

Player	TD	Date
1. Mickey Shuler	3	11/17/85

#### MOST POINTS

Player	Pts	Date
1. Mickey Shuler	18	11/17/85
2. Pat Leahy	14	11/17/85
3. Four Tied	12	

#### MOST FIELD GOALS

Player	FG	Date
1. Pat Leahy	3	9/1/91
Pat Leahy	3	12/30/90
3. Four Tied	2	

#### LONGEST PASSING PLAY

Player	Yds	Date
Al Toon	78t	11/17/85

### BUCCANEERS

#### 2007 SCHEDULE

Sep. 9	at Seattle Seahawks
Sep. 16	New Orleans Saints
Sep. 23	St. Louis Rams
Sep. 30	at Carolina Panthers
Oct. 7	at Indianapolis Colts
Oct. 14	Tennessee Titans
Oct. 21	at Detroit Lions
Oct. 28	Jacksonville Jaguars
Nov. 4	Arizona Cardinals
Nov. 11	BYE
Nov. 18	at Atlanta Falcons
Nov. 25	Washington Redskins
Dec. 2	at New Orleans Saints
Dec. 9	at Houston Texans
Dec. 16	Atlanta Falcons
Dec. 23	at San Francisco 49ers
Dec. 30	Carolina Panthers



## TENNESSEE TITANS (Formerly Tennessee Oilers, Houston Oilers)

15-20-1 Regular Season (Postseason 0-1) | 11-7-1 Home | 4-13-0 Away (Postseason 0-1)

### JETS vs. TITANS

10/9/60 - at Houston 27, New York 21  
10/23/60 - Houston 42, at New York 28  
11/9/61 - at Houston 49, New York 13  
12/10/61 - Houston 48, at New York 21  
10/14/62 - at Houston 56, New York 17  
12/15/62 - Houston 44, at New York 10  
9/22/63 - at New York 24, Houston 17  
11/10/63 - at Houston 31, New York 27  
10/17/64 - at New York 24, Houston 21  
12/13/64 - at Houston 33, New York 17

9/12/65 - at Houston 27, New York 21  
11/21/65 - at New York 41, Houston 14  
9/18/66 - at New York 52, Houston 13  
10/16/66 - at Houston 24, New York 0  
10/15/67 - at New York 28, Houston 28 (T)  
10/20/68 - New York 20, at Houston 14  
11/10/68 - at New York 26, Houston 7  
10/20/69 - at New York 26, Houston 17  
12/6/69 - New York 34, at Houston 26  
10/17/72 - at Houston 26, New York 20

11/3/74 - Houston 27, at New York 22  
10/18/77 - at Houston 20, New York 0  
10/28/79 - at Houston 27, New York 24 (OT)  
11/23/80 - at New York 31, Houston 28 (OT)  
9/27/81 - at New York 33, Houston 17  
11/18/84 - at Houston 31, New York 20  
9/18/88 - at New York 45, Houston 3  
10/28/90 - New York 17, at Houston 12  
10/13/91 - Houston 23, at New York 20

12/29/91 - at Houston 17, New York 10  
(AFC Wild Card Playoff)  
1/2/94 - at Houston 24, New York 0  
12/24/94 - at Houston 24, New York 10  
12/17/95 - at Houston 23, New York 6  
11/19/96 - Houston 35, at New York 10  
11/22/98 - New York 24, at Tennessee 3  
12/1/03 - at New York 24, Tennessee 17  
9/10/06 - New York 23, at Tennessee 16

### JETS SINGLE GAME RECORDS

MOST RUSHING YARDS				
Player	Att	Yds	Date	
1. Matt Snell	31	180	10/17/64	
2. Matt Snell	19	135	11/21/65	
3. Bill Mathis	14	126	11/21/65	

MOST RUSHING TOUCHDOWNS		
Player	TD	Date
1. Bill Mathis	2	11/10/68
Emerson Boozer	2	10/15/67

MOST PASSING YARDS			
Player	Cmp/Att	Yds	Date
1. Chad Pennington	24/33	319	9/10/06
2. Richard Todd	20/40	312	9/27/81
Dick Wood	25/39	312	11/10/63

MOST RECEPTIONS			
Player	Rec	Date	
1. Keyshawn Johnson	10	11/22/98	
2. Three Tied, Most Recently			
Laveranues Coles	8	9/10/06	

MOST RECEIVING YARDS		
Player	Yds	Date
1. Don Maynard	212	10/20/69
2. Bake Turner	210	11/10/63
3. Don Maynard	174	10/9/60

MOST POINTS		
Player	Pts	Date
1. Wesley Walker	18	9/18/88
2. Jim Turner	16	10/20/69
3. Jim Turner	14	11/10/68

MOST FIELD GOALS		
Player	FG	Date
1. Jim Turner	4	10/20/69
Jim Turner	4	11/10/68
Five Tied	2	

LONGEST RUSHING PLAY		
Player	Yds	Date
Bill Mathis	791	11/21/65

TITANS	
2007 SCHEDULE	
Sep. 9	at Jacksonville Jaguars
Sep. 16	Indianapolis Colts
Sep. 24	at New Orleans Saints
Sep. 30	BYE
Oct. 7	Atlanta Falcons
Oct. 14	at Tampa Bay Buccaneers
Oct. 21	at Houston Texans
Oct. 28	Oakland Raiders
Nov. 4	Carolina Panthers
Nov. 11	Jacksonville Jaguars
Nov. 19	at Denver Broncos
Nov. 25	at Cincinnati Bengals
Dec. 2	Houston Texans
Dec. 9	San Diego Chargers
Dec. 16	at Kansas City Chiefs
Dec. 23	N.Y. Jets
Dec. 30	at Indianapolis Colts



## WASHINGTON REDSKINS

1-7 Regular Season | 0-3 Home | 1-4 Away

### JETS vs. REDSKINS

11/5/72 - Washington 35, at New York 17  
12/5/76 - Washington 37, at New York 16

9/24/78 - at Washington 23, New York 3  
10/25/87 - at Washington 17, New York 16

12/11/93 - New York 3, at Washington 0  
9/29/96 - at Washington 31, New York 16

9/26/99 - Washington 27, at New York 20  
9/4/03 - at Washington 16, New York 13

### JETS SINGLE GAME RECORDS

MOST RUSHING YARDS				
Player	Att	Yds	Date	
1. Johnny Johnson	32	155	12/11/93	
2. Adrian Murrell	31	134	9/26/96	
3. Clark Gaines	19	109	12/5/76	

MOST PASSING YARDS			
Player	Cmp/Att	Yds	Date
1. Neil O'Donnell	27/40	292	9/29/96
2. Rick Mirer	17/31	227	9/26/99
3. Ken O'Brien	18/27	174	10/25/87

MOST RECEPTIONS		
Player	Rec	Date
1. Al Toon	9	10/25/87
2. Keyshawn Johnson	8	9/29/96
3. Two Tied	7	

MOST RECEIVING YARDS		
Player	Yds	Date
1. Al Toon	97	10/25/87
2. Jeff Graham	95	9/29/96
3. Rob Moore	82	12/11/93

MOST POINTS		
Player	Pts	Date
1. Nick Lowery	10	9/29/99
Pat Leahy	10	10/25/87
3. John Hall	8	9/26/99

MOST FIELD GOALS		
Player	FG	Date
1. Nick Lowery	3	9/29/99
Pat Leahy	3	10/25/87
3. Two Tied	2	

LONGEST RUSHING PLAY		
Player	Yds	Date
Richard Caster	60	12/5/76

REDSKINS	
2007 SCHEDULE	
Sep. 9	Miami Dolphins
Sep. 17	at Philadelphia Eagles
Sep. 23	N.Y. Giants
Sep. 30	BYE
Oct. 7	Detroit Lions
Oct. 14	at Green Bay Packers
Oct. 21	Arizona Cardinals
Oct. 28	at New England Patriots
Nov. 4	at N.Y. Jets
Nov. 11	Philadelphia Eagles
Nov. 18	at Dallas Cowboys
Nov. 25	at Tampa Bay Buccaneers
Dec. 2	Buffalo Bills
Dec. 6	Chicago Bears
Dec. 16	at N.Y. Giants
Dec. 23	at Minnesota Vikings
Dec. 30	Dallas Cowboys

## PRIME TIME/OVERTIME/THANKSGIVING

### MONDAY NIGHT FOOTBALL (17-21)

12/25/06	W	Jets 13, MIAMI 10
12/26/05	L	New England 31, JETS 21
10/24/05	L	ATLANTA 27, Jets 14
11/1/04	W	JETS 41, MIAMI 14
12/1/03	W	JETS 24, Tennessee 17
12/2/02	L	OAKLAND 26, Jets 20
10/1/01	L	San Francisco 19, JETS 17
10/23/00	W	JETS 40, Miami 37 (OT)
9/11/00	W	JETS 20, New England 19
12/27/99	W	Jets 38, MIAMI 31
11/15/99	W	Jets 24, NEW ENGLAND 17
10/11/99	L	Jacksonville 16, JETS 6
10/19/98	W	Jets 24, NEW ENGLAND 14
10/26/92	L	Buffalo 24, JETS 20
9/23/91	L	CHICAGO 19, Jets 13 (OT)
9/24/90	L	JETS 30, Buffalo 7
10/9/89	L	LA Raiders 14, JETS 7
11/17/88	L	Buffalo 37, JETS 14
12/17/87	L	MIAMI 37, Jets 28
11/9/87	W	JETS 30, Seattle 14
9/21/87	W	JETS 43, New England 24
11/24/86	L	MIAMI 45, Jets 3
10/20/86	W	JETS 22, Denver 10
10/14/85	W	JETS 23, Miami 7
11/26/84	L	MIAMI 28, Jets 17
11/21/83	W	Jets 31, NEW ORLEANS 28
10/3/83	W	Jets 34, BUFFALO 10
12/6/82	W	Jets 28, DETROIT 13
10/27/80	W	JETS 17, Miami 14
11/26/79	L	SEATTLE 30, Jets 7
10/15/79	W	JETS 14, Minnesota 7
10/18/76	L	NEW ENGLAND 41, Jets 7
12/15/75	L	SAN DIEGO 24, Jets 16
10/7/74	L	MIAMI 21, Jets 17
9/17/73	L	GREEN BAY 23, Jets 7
12/11/72	L	OAKLAND 24, Jets 16
9/27/71	L	ST. LOUIS 17, Jets 10
9/21/70	L	CLEVELAND 31, Jets 21

### THURSDAY-SATURDAY-SUNDAY NIGHT FOOTBALL

11/27/05	L	New Orleans 21, JETS 19 (Sun.)
9/4/03	L	WASHINGTON 16, Jets 13 (Thurs.)
12/20/03	W	New England 21, JETS 16 (Sat.)
11/10/02	W	JETS 13, Miami 10 (Sun.)
12/22/02	W	Jets 30, NEW ENGLAND 17 (Sun.)
11/4/01	W	Jets 16, NEW ORLEANS 9 (Sun.)
12/23/01	W	Jets 29, INDIANAPOLIS 28 (Sun.)
11/12/00	L	INDIANAPOLIS 23, Jets 15 (Sun.)
12/11/00	L	OAKLAND 31, Jets 7 (Sun.)
09/19/99	L	BUFFALO 17, Jets 3 (Sun.)
12/13/98	W	Jets 21, MIAMI 16 (Sun.)
09/14/97	L	NEW ENGLAND 27, Jets 24 (OT) (Sun.)
09/29/96	L	WASHINGTON 27, Jets 16 (Sun.)
10/01/95	L	Oakland 47, JETS 10 (Sun.)
09/25/94	L	Chicago 19, JETS 7 (Sun.)
09/26/93	W	JETS 45, New England 7 (Sun.)
10/02/93	L	HOUSTON 24, Jets 0 (Sun.)
10/04/92	W	JETS 30, New England 21 (Sun.)
12/20/92	L	MIAMI 19, Jets 17 (Sun.)
11/19/89	L	INDIANAPOLIS 27, Jets 10 (Sun.)
09/11/86	L	New England 20, JETS 6 (Thurs.)
09/06/84	L	Pittsburgh 23, JETS 17 (Thurs.)
12/16/83	L	MIAMI 34, Jets 14 (Fri.)
0-3		on Thursday Night
0-1		on Friday Night
1-0		on Saturday Night
7-11		on Sunday Night

### THANKSGIVING DAY GAMES

11/28/85	L	DETROIT 31, Jets 20
11/23/72	L	DETROIT 37, Jets 20
11/22/62	W	Titans 46, BRONCOS 45
11/23/61	W	TITANS 21, Bills 14
11/24/60	W	TITANS 41, Texans 35
3-2		on Thanksgiving
0-2		as the Jets
3-0		as the Titans

### OVERTIME GAMES (14-14-2)

9/25/05	L	Jacksonville 26, JETS 20
1/15/05	L	PITTSBURGH 20, Jets 17 (Playoffs)
1/08/05	W	Jets 20, SAN DIEGO 17 (Playoffs)
1/02/05	L	ST. LOUIS 32, Jets 29
11/09/03	W	Jets 27, OAKLAND 24
11/02/03	L	Giants 31, JETS 28
9/08/02	W	Jets 37, BUFFALO 31
10/23/00	W	JETS 40, Miami 37
9/06/98	L	SAN FRANCISCO 36, Jets 30
11/02/97	W	JETS 19, Baltimore 16
9/14/97	L	NEW ENGLAND 27, Jets 24
9/10/95	L	Indianapolis 27, JETS 24
9/11/94	W	JETS 25, Denver 22
10/11/92	L	INDIANAPOLIS 6, Jets 3
12/22/91	W	Jets 23, MIAMI 20
11/03/91	W	JETS 19, Green Bay 16
9/23/91	L	CHICAGO 19, Jets 13
11/20/88	L	BUFFALO 9, Jets 6
10/02/88	T	JETS 17, Kansas City 17
10/23/87	W	JETS 37, Miami 31
1/03/87	L	CLEVELAND 23, Jets 20 (2 OT-Playoffs)
9/21/86	W	JETS 51, Miami 45
11/24/85	W	JETS 16, New England 13
9/25/83	W	JETS 27, LA Rams 24
10/24/81	T	Jets 28, MIAMI 28
11/23/80	W	JETS 31, Houston 28
10/28/79	L	HOUSTON 27, Jets 24
9/02/79	L	Cleveland 25, JETS 22
12/10/78	L	CLEVELAND 37, Jets 34
11/10/74	W	Jets 26, GIANTS 20 (New Haven)

Home teams in CAPS

## THE FIRST THANKSGIVING - 11.24.60

When Titans' founder Harry Wismer announced the 1960 schedule, he trumpeted the Thanksgiving Day game as an annual fixture to the AFL landscape. The victory for the Titans that first Thanksgiving Day was the first of three straight for the franchise, which in becoming the Jets in 1963 gave up the traditional spot on the calendar. The Jets have only appeared twice since on Turkey Day, losing to the Lions in 1972 and 1985. Now, 47 years later, New York and Dallas renew the Thanksgiving Day rivalry that almost was.

**TITANS 41, TEXANS 35** (as described by the legendary Dick Young in the *New York Daily News*)

"A piping-hot Turkey Day football feast, stuffed with 76 juicy points, whetted the appetites of 14,344 late diners at the Polo Grounds, as the Titans outgorged the Dallas Texans, 41-35...Most responsible for the satisfying PG finale was Al Dorow, the hairless wower. He fired the ball 301 yards via 21 completions in 33 heaves - mostly to Don Maynard and Art Powell, the most sure-handed duo in the loop...It seemed, with the fourth period well under way, that the Titans had a breeze. Maynard's incredible pass-clutching, with defenders clinging to his thin neck, had moved New York ahead, 34-13. Then the Texans came on with a rush as big as Al Alaska. They scored three TDs within a space of seven minutes - and in between their second and third scores, the Titans also put one across. That's the type of game it was."

Texans	0	10	3	22	-	35
Titans	14	14	0	13	-	41

	Texans	Titans
First Downs	18	24
Rushing Yards	189	98
Passing Yards	226	301
Att-Comp-Int	37-14-1	33-21-1
Punts-Avg.	4-35.7	5-36.1
Fumbles lost	1	1
Yards Penalized	72	31

### SCORING SUMMARY

1st	NY - Maynard 30 pass from Dorow (Shockley kick)
	NY - Donahoo 57 fumble return (Shockley kick)
2nd	DAL- Spikes 13 FG
	DAL- Haynes 67 run (Spikes kick)
	NY - Dorow 3 run (Shockley kick)
	NY - Powell 1 pass from Dorow (Shockley kick)
3rd	DAL- Spikes 11 FG
4th	NY - Mathis 1 run (kick failed)
	DAL - Burford 18 pass from Davidson (Spikes kick)
	DAL - Haynes 20 run (Johnson pass from Enis)
	NY - Bohling 2 run (Shockley kick)
	DAL - Boyston 4 pass from Davidson (Spikes kick)





# YEAR BY YEAR REVIEW

## NEW YORK TITANS - 1960 SEASON (7-7)

Head Coach: Sammy Baugh - Second in AFL East - Home Stadium: Polo Grounds, Manhattan, NY

Date	W-L	Score	Opponents	Attendance
9/11	W	27-3	Buffalo	10,250
9/16	L	24-28	Boston	19,200
9/23	W	28-24	Denver	20,982
10/2	W	37-35	at Dallas (AFL)	37,500
10/9	L	21-27	at Houston	16,156
10/16	W	17-13	at Buffalo	14,998
10/23	L	28-42	Houston	21,000
10/28	L	27-28	Oakland	10,000
11/4	L	7-21	Los Angeles (AFL)	19,402
11/11	L	27-38	at Boston	11,653
11/24	W	41-35	Dallas (AFL)	14,344
12/4	W	30-27	at Denver	5,861
12/11	W	31-28	at Oakland	9,037
12/18	L	43-50	at LA (AFL)	11,457

### 1960 AFL STANDINGS

#### Eastern Division

Houston	10	4	0	.714
<b>Titans</b>	<b>7</b>	<b>7</b>	<b>0</b>	<b>.500</b>
Buffalo	5	8	1	.385
Boston	5	9	0	.357

#### Western Division

Los Angeles	10	4	0	.714
Dallas	8	6	0	.571
Oakland	6	8	0	.429
Denver	4	9	1	.308

#### AFL Championship:

Houston 24, Los Angeles 16

### SCORING

Player	TD	Ru	Pa	Rt	PAT	FG	S	Yp
Shockey	2	0	2	0	47/50	9/21	0	86
Powell	14	0	14	0	0/0	0/0	0	84
Dorow	7	7	4	0	0/0	0/0	0	42
Bohling	6	2	6	0	0/0	0/0	0	36
Maynard	6	0	3	0	0/0	0/0	0	36
Cooper	3	0	0	0	0/0	0/0	0	20
Burton	3	1	0	2	0/0	0/0	0	18
Donnahoo	2	0	0	2	0/0	0/0	0	12
Mathis	2	2	1	0	0/0	0/0	0	12
Wegert	2	1	1	0	0/0	0/0	0	12
Herndon	1	0	0	0	0/0	0/0	0	6
Mumley	1	0	0	1	0/0	0/0	0	6
Pagliei	1	0	0	0	0/0	0/0	0	6
Ross	1	1	1	0	0/0	0/0	0	6

Two Point Conversions: Titans 1-1 Opponents: 1-1

<b>Titans</b>	<b>51</b>	<b>14</b>	<b>32</b>	<b>5</b>	<b>47/50</b>	<b>9/21</b>	<b>0</b>	<b>382</b>
<b>Opponents</b>	<b>53</b>	<b>24</b>	<b>27</b>	<b>5</b>	<b>49/52</b>	<b>10/25</b>	<b>0</b>	<b>399</b>

### PASSING

Player	Att.	Cmp.	Yards	Cmp. %	Yds/Att.	TD	TD %	Int.	Int %	Rating
Dorow	396	201	2,748	50.8	6.94	26	6.60	26	6.6	67.8
Jameson	70	35	586	50.0	8.37	6	8.60	2	2.9	95.3
Bohling	5	0	0	0.0	0.00	0	0.00	0	0.0	39.6
Scrabbs	3	0	0	0.0	0.00	0	0.00	0	0.0	39.6
<b>Titans</b>	<b>474</b>	<b>236</b>	<b>3,334</b>	<b>49.8</b>	<b>7.03</b>	<b>32</b>	<b>6.80</b>	<b>28</b>	<b>5.9</b>	<b>70.8</b>
<b>Opponents</b>	<b>450</b>	<b>216</b>	<b>2,919</b>	<b>48.0</b>	<b>6.49</b>	<b>27</b>	<b>6.00</b>	<b>24</b>	<b>5.3</b>	<b>66.9</b>

### RUSHING

Player	No.	Yds.	Avg.	TD
Dorow	90	453	5.0	7
Bohling	123	431	3.5	2
Mathis	92	307	3.3	2
Shockey	37	156	4.2	0
Burton	16	119	7.4	1
Hart	25	113	4.5	0
Pagliei	17	69	4.1	1
Wegert	17	63	3.7	1
Martin	7	32	4.6	0
Jameson	2	10	5.0	0
<b>Titans</b>	<b>426</b>	<b>1,753</b>	<b>4.1</b>	<b>14</b>
<b>Opponents</b>	<b>394</b>	<b>1,914</b>	<b>4.9</b>	<b>24</b>

### RECEIVING

Player	No.	Yds.	Avg.	TD
Maynard	72	1,265	17.6	6
Powell	69	1,167	16.9	14
Bohling	30	268	8.9	4
Mathis	18	103	5.7	0
Ross	10	122	12.2	1
Cooper	9	161	17.9	3
Shockey	8	69	8.6	2
Herndon	5	57	11.4	1
Wegert	3	59	19.7	1
Hart	3	19	6.3	0
Burton	3	8	2.7	0
Martin	2	5	2.5	0
Pagliei	1	13	13.0	0
Sapienza	1	4	4.0	0
Klotz	0	5	-	0
<b>Titans</b>	<b>234</b>	<b>3,325</b>	<b>14.2</b>	<b>32</b>
<b>Opponents</b>	<b>216</b>	<b>2,919</b>	<b>13.5</b>	<b>27</b>

### INTERCEPTIONS

Player	No.	Yds.	Avg.	Lg	TD
Julian	6	27	4.5	12	0
Donnahoo	5	89	17.8	39	0
Grantham	5	13	2.6	7	0
Bell	2	20	10.0	12	0
Tharp	2	19	9.5	14	0
Felt	2	7	3.5	7	0
Mumley	1	26	26.0	26t	1
Ellis	1	0	0.0	0	0
<b>Titans</b>	<b>24</b>	<b>201</b>	<b>8.4</b>	<b>39</b>	<b>1</b>
<b>Opponents</b>	<b>28</b>	<b>228</b>	<b>8.1</b>	<b>22</b>	<b>0</b>

### KICK RETURNS

Player	No.	Yds.	Avg.	TD
Burton	31	892	28.7	2
Shockey	17	411	24.2	0
Herndon	4	114	28.5	0
Maynard	3	59	19.7	0
Powell	2	63	31.5	0
Reifsnnyder	1	16	16.0	0
Klotz	1	8	8.0	0
<b>Titans</b>	<b>59</b>	<b>1,562</b>	<b>26.5</b>	<b>2</b>
<b>Opponents</b>	<b>70</b>	<b>1,785</b>	<b>25.5</b>	<b>1</b>

### PUNTING

Player	No.	Yds.	Avg.
Pagliei	48	1,679	35.0
Sapienza	8	299	37.4
Dorow	6	264	44.0
<b>Titans</b>	<b>62</b>	<b>2,242</b>	<b>36.2</b>
<b>Opponents</b>	<b>65</b>	<b>2,404</b>	<b>37.0</b>

### PUNT RETURNS

Player	No.	Yds.	Avg.	TD
Burton	12	72	7.8	0
Shockey	3	12	4.0	0
Herndon	2	21	10.5	0
Tharp	1	0	0.0	0
<b>Titans</b>	<b>18</b>	<b>105</b>	<b>5.8</b>	<b>0</b>
<b>Opponents</b>	<b>29</b>	<b>318</b>	<b>11.0</b>	<b>0</b>

### FIELD GOALS

Player	1-9	20-29	30-39	40-49	50+
Shockey	3/3	5/8	2/3	1/7	0/1
Shockey	3/3	5/8	2/3	1/7	0/1
<b>Opponents</b>	<b>2/2</b>	<b>2/3</b>	<b>5/11</b>	<b>1/9</b>	<b>0/1</b>

Shockey: (38N)56,286,25N,41N) (25G,23G) ( ) (52N,32G)

(47B)(43G) ( ) (33N)8G,24G) (40N) ( ) (47N) (5G)

(46N,22N,24N,27G) (40N)

Opponents: (35G) ( ) (33G,36N) (49N) (22G,48N,36G,41N,24N,49N)

(34N,34N) (43N) (50N) (33N,43N) (39N,30G,45N,43N)

(30N,14G,11G) ( ) ( ) (41G,37G,27G)

### TEAM STATISTICS

	Titans	Opp.
Total First Downs	286	262
By Rushing	111	109
By Passing	152	133
By Penalty	23	20
Total Net Yards	4,794	4,669
Avg. per Game	342.4	333.5
Total Offensive Plays	959	864
Avg. per Play	5	5.4
Net Yards Rushing	1,817	1,914
Total Rushing Plays	445	394
Avg. per Rush	41	13.7
Avg. per Game	129.8	49.9
Net Yards Passing	2,977	2,755
Avg. per Game	212.6	196.8
Sacked/Yards Lost	40/357	20/164
Gross Yards Passing	3,334	2,919
Att./Completions	474/236	450/216
Completion Pct.	49.8	48
Had Intercepted	28	24
Punts/Avg.	62/36.2	65/37.0
Net Punting Avg.	62/31.0	65/35.4
Penalties/Yards	53/672	77/911
Fumbles/Lost	36/20	27/16
Touchdowns	51	53
Rushing	14	24
Passing	32	27
Returns	5	2

### SCORE BY QUARTER

Titans	94	138	73	77	382
Opponents	67	99	76	157	399

**Usual Starters: Offense:** WR Art Powell, LT Jack Klotz, LG Bob Mischak, C Mike Hudock, RG John McMullan, RT Gene Cockrell, TE Thurlow Cooper, WR Don Maynard, QB Al Dorow, RB Dick Christy, FB Bill Mathis.

**Defense:** LE Bob Reifsnnyder, LT Tom Saidock, RT Dick Guesman, RE Ed Cooke, LLB Hubert Bobo, MLB Bob Marques, RLB Larry Grantham, LCB Roger Donnahoo, RCB Dick Felt, LS Fred Julian, RS Corky Tharp.

**Coaching Staff:** John Dell Isola, Defensive Line Coach; John Steber, Offensive Line Coach; Hugh "Bones" Taylor, Offensive Ends and Defensive Backs; Dick Todd, Backfield.

**All-AFL:** Bob Mischak.

HISTORY

# NEW YORK TITANS - 1961 SEASON (7-7)

Head Coach: Sammy Baugh - Third in AFL East - Home Stadium: Polo Grounds, Manhattan, NY

Date	W-L	Score	Opponents	Attendance
9/9	W	21-20	at Boston	16,684
9/17	L	31-41	at Buffalo	15,584
9/24	W	35-28	Denver	14,381
10/1	W	37-30	Boston	15,189
10/15	L	10-25	San Diego	25,136
10/22	L	10-27	at Denver	12,508
10/29	W	14-6	at Oakland	7,138
11/5	L	13-48	at San Diego	33,391
11/11	W	23-12	Oakland	16,311
11/19	L	13-49	at Houston	33,428
11/23	W	21-14	Buffalo	12,023
12/3	W	28-7	Dallas (AFL)	14,117
12/10	L	21-48	Houston	9,462
12/17	L	24-35	at Dallas (AFL)	12,500

## 1961 AFL STANDINGS

### Eastern Division

Houston	10	3	1	.769
Boston	9	4	1	.692
<b>Titans</b>	<b>7</b>	<b>7</b>	<b>0</b>	<b>.500</b>
Buffalo	6	8	0	.429

### Western Division

San Diego	12	2	0	.857
Dallas	6	8	0	.429
Denver	3	11	0	.214
Oakland	2	12	0	.143

**AFL Championship:**  
Houston 10, San Diego 3

## SCORING

Player	TD	Ru	Pa	Rt	PAT	FG	S	Yp
Mathis	8	7	1	0	0/0	0/0	0	48
Maynard	8	0	8	0	0/0	0/0	0	48
Guesman	0	0	0	0	24/25	5/15	0	39
Christy	5	2	1	2	0/0	0/0	0	30
Powell	5	0	5	0	0/0	0/0	0	30
Cooper	4	0	4	0	0/0	0/1	0	24
Dorow	4	4	0	0	0/0	0/0	0	24
Shockley	0	0	0	0	13/13	3/7	0	22
West	3	3	0	0	0/0	0/0	0	18
Felt	1	0	0	1	0/0	0/0	0	6
Renn	1	0	1	0	0/0	0/0	0	6
Scrabbs	1	1	0	0	0/0	0/0	0	6

Two Point Conversions: Titans 0-1, Opponents 1-2

<b>Titans</b>	<b>40</b>	<b>17</b>	<b>20</b>	<b>3</b>	<b>37/38</b>	<b>8/23</b>	<b>0</b>	<b>301</b>
<b>Opponents</b>	<b>50</b>	<b>20</b>	<b>26</b>	<b>4</b>	<b>46/48</b>	<b>14/27</b>	<b>0</b>	<b>390</b>

## PASSING

Player	Att.	Cmp.	Yards	Cmp. %	Yds/Att.	TD	TD %	Int	Int %	Lg	Rating
Dorow	438	197	2,651	45.0	6.50	19	4.30	30	6.8	68	50.7
Scrabbs	21	7	82	33.0	3.90	1	4.80	2	9.5	35	22.4
Christy	1	0	0	0.0	0.00	0	0.00	0	0.0	0	39.6
<b>Titans</b>	<b>460</b>	<b>204</b>	<b>2,733</b>	<b>44.3</b>	<b>5.94</b>	<b>20</b>	<b>4.30</b>	<b>32</b>	<b>7.0</b>	<b>68</b>	<b>49.3</b>
<b>Opponents</b>	<b>462</b>	<b>211</b>	<b>3,044</b>	<b>45.7</b>	<b>6.59</b>	<b>26</b>	<b>5.60</b>	<b>25</b>	<b>5.4</b>	<b>78t</b>	<b>63.8</b>

## RUSHING

Player	No.	Yds.	Avg.	Lg	TD
Mathis	202	846	4.2	30	7
West	46	232	5.0	35	3
Dorow	54	317	5.9	40t	4
Christy	81	180	2.2	16	2
Brooks	15	55	3.7	9	0
Bohling	13	19	1.5	9	0
Renn	1	14	14.0	14	0
Shockley	5	9	1.8	9	0
Johnson	1	3	3.0	3	0
Apple	7	2	0.3	7	0
Scrabbs	1	1	1.0	1t	1
<b>Titans</b>	<b>426</b>	<b>1,678</b>	<b>3.9</b>	<b>40t</b>	<b>17</b>
<b>Opponents</b>	<b>414</b>	<b>1,880</b>	<b>4.5</b>	<b>72t</b>	<b>20</b>

## KICK RETURNS

Player	No.	Yds.	Avg.	Lg	TD
Christy	15	360	24.0	60	2
West	6	115	19.2	25	0
Renn	10	201	20.1	35	0
Brooks	8	111	13.9	25	0
Shockley	6	128	21.3	25	0
Johnson	5	84	16.8	21	0
Ellis	3	25	8.3	13	0
Saidock	2	26	13.0	19	0
Walsh	2	15	7.5	15	0
Apple	1	16	16.0	16	0
Budrewicz	1	0	0.0	0	0
Cooper	1	0	0.0	0	0
Hynes	1	19	19.0	19	0
Hynes	1	18	18.0	18	0
<b>Titans</b>	<b>66</b>	<b>1,213</b>	<b>18.4</b>	<b>60</b>	<b>0</b>
<b>Opponents</b>	<b>51</b>	<b>1,084</b>	<b>21.3</b>	<b>93t</b>	<b>1</b>

## PUNTING

Player	No.	Yds.	Avg.	Lg	Blk
Johnson	60	2,546	42.4	70	0
Wren	8	271	33.9	58	0
Bookman	6	275	45.8	60	0
<b>Titans</b>	<b>74</b>	<b>3,092</b>	<b>41.8</b>	<b>70</b>	<b>0</b>
<b>Opponents</b>	<b>65</b>	<b>2,971</b>	<b>42.4</b>	<b>77</b>	<b>0</b>

## PLAYER RETURNS

Player	No.	FC	Yds.	Avg.	Lg	TD
Christy	18	0	383	21.3	70t	2
Apple	2	0	12	6.0	10	0
Shockley	2	0	6	3.0	3	0
West	2	0	51	2.0	45	0
Cockrell	1	0	2	2.0	2	0
Maynard	1	0	9	9.0	9	0
<b>Titans</b>	<b>26</b>	<b>0</b>	<b>463</b>	<b>17.8</b>	<b>70t</b>	<b>2</b>
<b>Opponents</b>	<b>20</b>	<b>0</b>	<b>318</b>	<b>15.9</b>	<b>51</b>	<b>0</b>

## FIELD GOALS

Player	1-19	20-29	30-39	40-49	50+
Guesman	2/3	1/5	1/3	1/3	0/0
Shockley	1/1	1/1	1/3	0/2	0/0
Cooper	0/0	0/0	0/0	0/1	0/0
<b>Titans</b>	<b>3/4</b>	<b>2/6</b>	<b>2/6</b>	<b>1/6</b>	<b>0/0</b>
<b>Opponents</b>	<b>3/3</b>	<b>6/9</b>	<b>5/9</b>	<b>0/4</b>	<b>0/1</b>

## TEAM STATISTICS

	Jets	Opp.
Total First Downs	247	242
By Rushing	100	100
By Passing	126	121
By Penalty	21	21
Total Net Yards	4,065	4,677
Avg. per Game	290.4	334.1
Total Offensive Plays	927	907
Avg. per Play	4.4	5.2
Net Yards Rushing	1,678	1,880
Total Rushing Plays	426	414
Avg. per Rush	3.9	4.5
Avg. per Game	119.9	134.3
Net Yards Passing	2,387	2,797
Avg. per Game	170.5	199.8
Sacked/Yards Lost	41/346	31/247
Gross Yards Passing	2,733	3,044
Att./Completions	460/204	462/211
Completion Pct.	44.3	45.7
Had Intercepted	32	25
Punts/Avg.	74/41.8	70/42.4
Net Punting Avg.	74/37.9	70/35.8
Penalties/Yards	69/687	77/768
Fumbles/Lost	32/20	36/21
Touchdowns	40	50
Rushing	17	20
Passing	20	26
Returns	3	4

## SCORE BY QUARTER

Titans	66	132	44	59	301
Opponents	99	86	103	106	390

**Usual Starters: Offense:** WR Art Powell, LT Jack Klotz, LB Bob Mischak, C Mike Hudock, RG John McMullan, RT Gene Cockrell, TE Thurlow Cooper, WR Don Maynard, QB Al Dorow, RB Dick Christy, FB Bill Mathis.

**Defense:** LE Bob Reifersnyder, LT Tom Saidock, RT Dick Guesman, RE Ed Cooke, LLB Hubert Bobo, MLB Bob Marques, RLB Larry Grantham, LCB Roger Donnahoo, RCB Dick Felt, LS Fred Julian, RS Corky Tharp.

**Coaching Staff:** John Dell Isola, Defensive Line Coach; John Steber, Offensive Line Coach; Hugh "Bones" Taylor, Offensive Ends and Defensive Backs.

**AFL All-Star Game:** QB Al Dorow, S Dick Felt, RB Bill Mathis, G Bob Mischak.

Guesman: ( ) (166,421) ( ) ( ) ( ) (31N,14B) ( ) (226,406;18G) ( ) (37N,24N) (29N,24N) ( ) (45N,39G,28N)  
Shockley: ( ) ( ) ( ) (26G) (49N,41N,31N) (34N,18G,37N) ( ) ( ) ( ) ( ) ( ) ( )  
Cooper: ( ) ( ) ( ) ( ) ( ) (42N) ( ) ( ) ( ) ( ) ( ) ( )  
Opponents: (27G,32G,32N) (12G,28G) (37N) (34G,30G,22N,16G,46B) (20G) (47N,33G,22G) (33N,25G,32G) (29N) ( ) (43N,43N) (21N,37N) (16G,27G,51N) ( )



# NEW YORK TITANS - 1962 SEASON (5-9)

Head Coach: Clyde "Bulldog" Turner - Fourth in AFL East - Home Stadium: Polo Grounds, Manhattan, NY

Date	W-L	Score	Opponents	Attendance
9/9	W	28-17	at Oakland	12,893
9/16	L	14-40	at San Diego	22,003
9/22	W	17-5	at Buffalo	24,024
9/30	L	10-32	Denver	5,729
10/6	L	14-43	Boston	4,719
10/14	L	17-56	at Houston	20,650
10/21	L	17-20	at Dallas (AFL)	17,814
10/28	W	23-3	San Diego	7,175
11/4	W	31-21	Oakland	4,728
11/11	L	31-52	Dallas (AFL)	5,974
11/22	W	46-45	at Denver	15,776
11/30	L	17-24	at Boston	20,015
12/8	L	3-20	Buffalo	4,011
12/15	L	10-44	Houston	3,828

## 1962 AFL STANDINGS

Eastern Division				
Houston	11	3	0	.786
Boston	9	4	1	.692
Buffalo	7	6	1	.538
<b>Titans</b>	<b>5</b>	<b>9</b>	<b>0</b>	<b>.357</b>
Western Division				
Dallas	11	3	0	.786
Denver	7	7	0	.500
San Diego	4	10	0	.286
Oakland	1	13	0	.071

AFL Championship:  
Dallas 20, Houston 17 (OT)

## SCORING

Player	TD	Ru	Pa	Rt	PAT	FG	S	Tp
Shockey	0	0	0	0	29/30	13/26	0	68
Christy	8	3	3	2	0/0	0/0	0	48
Maynard	8	0	3	0	0/0	0/0	0	48
Powell	8	0	8	0	0/0	0/0	0	48
Green	3	3	0	0	0/0	0/0	0	18
Mathis	3	3	0	0	0/0	0/0	0	18
Cooper	1	0	1	0	0/0	0/0	0	8
Cooke	1	0	0	0	0/0	0/0	0	6
Fontes	1	0	0	1	0/0	0/0	0	6
Grantham	1	0	0	1	0/0	0/0	0	6
Guesman	0	0	0	0	2/2	0/1	0	2
Two Point Conversions: Titans 1-2 Opponents 1-1								
<b>Titans</b>	<b>34</b>	<b>9</b>	<b>20</b>	<b>5</b>	<b>31/32</b>	<b>13/27</b>	<b>0</b>	<b>278</b>
<b>Opponents</b>	<b>52</b>	<b>19</b>	<b>28</b>	<b>5</b>	<b>46/51</b>	<b>21/31</b>	<b>0</b>	<b>423</b>

## PASSING

Player	Att.	Cmp.	Yards	Cmp. %	Yds/Att.	TD	TD %	Int.	Int %	Lg	Rating
Green, J.	258	128	1,741	49.6	6.75	10	3.30	18	7.0	63t	55.4
Grosscup	126	57	855	45.2	6.79	8	6.38	8	6.3	86t	62.8
Songin	90	42	442	46.7	4.91	2	2.20	7	7.8	64t	36.4
Stephens	22	15	123	68.2	5.59	0	0.00	0	0.0	26	82.2
Christy	6	0	0	0.0	0.00	0	0.00	0	0.0	0	39.6
Scrabis	2	0	0	0.0	0.00	0	0.00	1	50.0	0	39.6
Look	1	0	0	0.0	0.00	0	0.00	1	100.0	0	0
<b>Titans</b>	<b>505</b>	<b>242</b>	<b>3,161</b>	<b>47.9</b>	<b>6.26</b>	<b>20</b>	<b>4.00</b>	<b>35</b>	<b>6.9</b>	<b>86t</b>	<b>52.4</b>
<b>Opponents</b>	<b>417</b>	<b>194</b>	<b>2,929</b>	<b>46.5</b>	<b>7.02</b>	<b>28</b>	<b>6.70</b>	<b>29</b>	<b>7.0</b>	<b>78t</b>	<b>63.5</b>

## RUSHING

Player	No.	Yds.	Avg.	Lg	TD
Christy	114	535	4.7	47	3
Mathis	71	245	3.5	41	3
Johnson	26	114	4.4	25	0
Flowers	21	78	3.7	14	0
Grosscup	8	62	7.8	18	0
Tiller	31	43	1.4	25	0
Green	17	35	2.1	8	3
Stephens, H.	6	33	5.5	14	0
Fowler	5	27	5.4	19	0
West	9	16	1.7	7	0
Songin	4	11	2.7	10	0
Look	2	9	4.5	8	0
Kovac	3	5	1.6	3	0
<b>Titans</b>	<b>317</b>	<b>1,213</b>	<b>3.8</b>	<b>47</b>	<b>9</b>
<b>Opponents</b>	<b>453</b>	<b>2,049</b>	<b>4.5</b>	<b>64t</b>	<b>19</b>

## RECEIVING

Player	No.	Yds.	Avg.	Lg	TD
Powell	64	1,130	17.7	80t	8
Christy	62	538	8.7	41	3
Maynard	56	1,041	18.6	86t	8
Johnson	14	62	4.4	12	0
Tiller	13	108	8.3	19	0
Cooper	12	122	10.2	25	1
Flowers	7	55	7.9	14	0
Richards	6	69	11.5	22	0
Mathis	6	32	5.3	14	0
Kovac	1	3	3.0	3	0
West	1	1	1.0	1	0
<b>Titans</b>	<b>242</b>	<b>3,161</b>	<b>13.1</b>	<b>86t</b>	<b>20</b>
<b>Opponents</b>	<b>194</b>	<b>2,929</b>	<b>15.1</b>	<b>78t</b>	<b>19</b>

## INTERCEPTIONS

Player	No.	Yds.	Avg.	Lg	TD
Riley	11	122	11.1	30	0
Fontes	4	145	36.3	83t	1
Atkins	4	30	7.5	17	0
Paulson	3	0	0.0	0	0
Grantham	2	2	1.0	2	0
Hynes	2	2	1.0	2	0
Kovac	1	21	21.0	21	0
Cooke	1	20	20.0	20	0
Bobo	1	14	14.0	14	0
<b>Titans</b>	<b>29</b>	<b>356</b>	<b>12.3</b>	<b>83t</b>	<b>1</b>
<b>Opponents</b>	<b>35</b>	<b>544</b>	<b>15.5</b>	<b>59t</b>	<b>3</b>

## KICK RETURNS

Player	No.	Yds.	Avg.	Lg	TD
Christy	38	824	21.7	43	0
Tiller	22	462	21.0	40	0
Kovac	4	72	18.0	23	0
Shockey	3	73	24.3	32	0
West	3	131	43.7	68	0
Cooper	1	3	3.0	3	0
Fournet	1	0	0.0	0	0
Johnson	1	14	14.0	14	0
<b>Titans</b>	<b>73</b>	<b>1,579</b>	<b>21.6</b>	<b>68</b>	<b>0</b>
<b>Opponents</b>	<b>46</b>	<b>1,194</b>	<b>26.0</b>	<b>103t</b>	<b>1</b>

## PUNTING

Player	No.	Yds.	Avg.	Tb	In	Lg	Blk
Johnson	50	1,998	40.0	n/a	n/a	62	0
Atkins	21	969	46.1	n/a	n/a	63	1
Green	3	121	40.3	n/a	n/a	55	0
Paulson	3	113	37.7	n/a	n/a	48	0
<b>Titans</b>	<b>77</b>	<b>3,201</b>	<b>41.6</b>	<b>n/a</b>	<b>n/a</b>	<b>63</b>	<b>0</b>
<b>Opponents</b>	<b>70</b>	<b>2,652</b>	<b>37.9</b>	<b>n/a</b>	<b>n/a</b>	<b>66</b>	<b>1</b>

## PUNT RETURNS

Player	No.	FC	Yds.	Avg.	Lg	TD
Christy	15	0	250	16.7	73t	2
Tiller	9	0	47	5.2	20	0
West	1	0	0	0.0	0	0
<b>Titans</b>	<b>25</b>	<b>0</b>	<b>297</b>	<b>11.9</b>	<b>73t</b>	<b>2</b>
<b>Opponents</b>	<b>30</b>	<b>0</b>	<b>295</b>	<b>9.8</b>	<b>45</b>	<b>0</b>

## FIELD GOALS

Player	1-9	20-29	30-39	40-49	50+
Shockey	3/3	4/5	5/8	1/10	0/0
Guesman	0/0	0/0	0/0	0/2	0/0
<b>Titans</b>	<b>3/3</b>	<b>4/5</b>	<b>5/8</b>	<b>1/12</b>	<b>0/0</b>
<b>Opponents</b>	<b>5/6</b>	<b>3/4</b>	<b>6/7</b>	<b>7/12</b>	<b>0/2</b>

Shockey: (1) (48N) (40B) (35G) (17G,22B) (1) (40G,38B) (34N,48N,10G,49N) (18G,42N) (28G,42N) (39G,36G,32G,33B) (28G) (47N,47N,37G) (23G) (29G,46N)  
Guesman: (1) (0) (45N) (1) (44N) (0) (0) (0) (0) (0) (0) (0)  
Opponents: (25N,16N,33G,36N) (44G,30G) (1) (26G,17G,26G,48G) (28G,12G,38G) (53N) (49N,42G,44N,33G) (43N,43G) (49N) (15G) (45G,8G,49G,52G,N) (32G) (42G,27G) (30G,46N)

## TEAM STATISTICS

	Jets	Opp.
Total First Downs	206	253
By Rushing	60	103
By Passing	131	122
By Penalty	15	28
Total Net Yards	3,955	4,655
Avg. per Game	282.5	332.5
Total Offensive Plays	876	906
Avg. per Play	4.5	5.1
Net Yards Rushing	1,213	2,049
Total Rushing Plays	317	453
Avg. per Rush	3.8	4.5
Avg. per Game	86.6	146.4
Net Yards Passing	2,742	2,606
Avg. per Game	195.9	186.1
Sacked/Yards Lost	54/419	36/323
Gross Yards Passing	3,161	2,929
Att./Completions	505/242	417/194
Completion Pct.	47.9	46.5
Had Intercepted	35	29
Punts/Avg.	77/41.6	70/37.9
Punt Return/Avg.	25/11.9	30/9.8
Penalties/Yards	84/771	73/717
Fumbles/Lost	35/20	30/16
Touchdowns	34	52
Rushing	9	19
Passing	20	28
Returns	5	5

## SCORE BY QUARTER

	65	73	95	45	278
<b>Titans</b>	<b>65</b>	<b>73</b>	<b>95</b>	<b>45</b>	<b>278</b>
<b>Opponents</b>	<b>72</b>	<b>124</b>	<b>110</b>	<b>117</b>	<b>423</b>

**Usual Starters:** Offense: WR Art Powell, LT Jack Klotz, LG Bob Mischak, C Mike Hudock, RG Sid Fournet, RT Roger Ellis, TE Thurlow Cooper, WR Don Maynard, OB John Green, RB Dick Christy, FB Bill Mathis.  
**Defense:** LDE Bob Watters, LDT George Strugar, RDT Dick Guesman, RDE LaVerne Torczon, RLB Larry Grantham, MLB Hubert Bobo, LLB Ed Cooke, LCB Dainard Paulson, RCB Paul Hynes, S Ed Kovac, S Lee Riley.

**Coaching Staff:** John Dell Isola, Defensive Line Coach: Hugh "Bones" Taylor, Offensive Ends and Defensive Backs: Ed Sprinkle, Defense.

**AFL All-Star Game:** RB Dick Christy, LB Larry Grantham, G Bob Mischak.

# NEW YORK JETS - 1963 SEASON (5-8-1)

Head Coach: Weeb Ewbank - Fourth in AFL East - Home Stadium: Polo Grounds, Manhattan, NY

Date	W-L	Score	Opponents	Attendance
9/8	L	14-38	at Boston	24,120
9/22	W	24-17	Houston	9,336
9/28	W	10-7	Oakland	17,100
10/5	W	31-24	Boston	16,769
10/13	L	20-24	at San Diego	27,889
10/20	L	26-49	at Oakland	15,557
10/26	T	35-35	Denver	22,553
11/2	L	7-53	San Diego	20,798
11/10	L	27-31	at Houston	23,619
11/17	W	14-9	Denver	14,247
12/1	W	17-0	Kansas City	18,824
12/8	L	14-45	at Buffalo	20,222
12/14	L	10-19	Buffalo	6,526
12/22	L	0-48	at Kansas City	12,202

## 1963 AFL STANDINGS

### Eastern Division

Team	W	L	T	Pct.
Boston	7	6	1	.500
Buffalo	7	6	1	.500
Houston	6	8	0	.428
<b>Jets</b>	<b>5</b>	<b>8</b>	<b>1</b>	<b>.357</b>

### Western Division

Team	W	L	T	Pct.
San Diego	11	3	0	.786
Oakland	10	4	0	.714
Kansas City	5	7	2	.357
Denver	2	11	1	.142

### AFL Championship:

San Diego 51, Boston 10

## SCORING

Player	TD	Ru	Pa	Rt	PAT	FG	S	Yp
Guesman	0	0	0	0	30/30	9/24	0	57
Maynard	9	0	9	0	0/0	0/0	0	54
Turner	6	0	6	0	0/0	0/0	0	36
Smolinski	5	4	1	0	0/0	0/0	0	30
Mackey	3	0	3	0	0/0	0/0	0	18
Mathis	2	1	1	0	0/0	0/0	0	12
Baird	1	0	0	1	0/0	0/0	0	6
Christy	1	1	0	0	0/0	0/0	0	6
Grantham	1	0	0	1	0/0	0/0	0	6
Hall	1	1	0	0	0/0	0/0	0	6
Heeter	1	0	1	0	0/0	0/0	0	6
Starks	1	0	0	1	0/0	0/0	0	6
D. Wood	1	1	0	0	0/0	0/0	0	6

Two Point Conversions: Jets: 0-1, Opponents: 2-2

Jets	32	7	21	3	30/30	9/24	0	249
Opponents	52	25	26	1	48/50	11/24	1	399

## PASSING

Player	Att.	Cmp.	Yards	Cmp. %	Yds/Att.	TD	TD %	Int	Int %	Lg	Rating
D. Wood	352	160	2,204	45.5	6.26	18	5.10	19	5.4	60t	60.6
Hall	118	45	611	38.1	5.18	3	2.50	9	7.6	73t	32.1
Green	6	2	10	33.3	1.67	0	0.00	1	16.7	6	2.8
Chelbek	4	2	5	50.0	1.25	0	0.00	0	0.0	4	56.3
<b>Jets</b>	<b>480</b>	<b>209</b>	<b>2,830</b>	<b>43.5</b>	<b>5.90</b>	<b>21</b>	<b>4.40</b>	<b>29</b>	<b>6.0</b>	<b>73t</b>	<b>52.3</b>
<b>Opponents</b>	<b>417</b>	<b>223</b>	<b>3,218</b>	<b>53.5</b>	<b>7.72</b>	<b>26</b>	<b>6.20</b>	<b>21</b>	<b>5.0</b>	<b>93t</b>	<b>78.6</b>

## RUSHING

Player	No.	Yds.	Avg.	Lg	TD
Smolinski	150	561	3.7	56	4
Mathis	107	268	2.5	16	1
Christy	26	88	3.4	13	1
Hall	9	24	2.7	12	1
D. Wood	7	17	2.4	11	1
Perkins	3	8	2.7	8	0
Johnson	2	6	3.0	5	0
Maynard	2	6	3.0	8	0
<b>Jets</b>	<b>306</b>	<b>978</b>	<b>3.2</b>	<b>56</b>	<b>8</b>
<b>Opponents</b>	<b>460</b>	<b>2,129</b>	<b>4.6</b>	<b>74t</b>	<b>25</b>

## KICK RETURNS

Player	No.	Yds.	Avg.	Lg	TD
Christy	22	545	24.8	71	0
Starks	19	336	17.7	30	0
Turner	14	299	21.4	49	0
Johnson	8	117	14.6	26	0
Perkins	4	55	13.8	18	0
Stricker	4	90	22.5	30	0
Mackey	1	0	0.0	0	0
Mathis	1	11	11.0	11	0
Smolinski	1	10	10.0	10	0
<b>Jets</b>	<b>74</b>	<b>1,463</b>	<b>19.8</b>	<b>71</b>	<b>0</b>
<b>Opponents</b>	<b>50</b>	<b>1,147</b>	<b>22.9</b>	<b>52</b>	<b>0</b>

## PUNTING

Player	No.	Yds.	Avg.	Tb	In	Lg	Bk
Johnson	71	3,034	42.7	0	0	64	0
<b>Jets</b>	<b>71</b>	<b>3,034</b>	<b>42.7</b>	<b>0</b>	<b>0</b>	<b>64</b>	<b>0</b>
<b>Opponents</b>	<b>56</b>	<b>2,403</b>	<b>42.9</b>	<b>0</b>	<b>0</b>	<b>63</b>	<b>1</b>

## PUNT RETURNS

Player	No.	Fc	Yds.	Avg.	Lg	TD
Christy	9	0	46	5.1	13	0
Baird	4	0	143	35.8	93t	1
Starks	3	0	7	2.3	3	0
Maynard	1	0	6	6.0	6	0
<b>Jets</b>	<b>17</b>	<b>0</b>	<b>202</b>	<b>11.9</b>	<b>93t</b>	<b>1</b>
<b>Opponents</b>	<b>31</b>	<b>0</b>	<b>357</b>	<b>11.5</b>	<b>47</b>	<b>0</b>

## FIELD GOALS

Player	1-9	20-29	30-39	40-49	50+
Guesman	2/3	0/0	5/10	1/8	1/3
<b>Jets</b>	<b>2/3</b>	<b>0/0</b>	<b>5/10</b>	<b>1/8</b>	<b>1/3</b>
<b>Opponents</b>	<b>4/5</b>	<b>1/2</b>	<b>5/6</b>	<b>1/10</b>	<b>0/1</b>

Guesman: (39N) (30G) (35G,44N,32N) (36G,38N) (47N,44G,13N,32G) (51G,16G) ( ) (49N,42N) (40N) (54N,52N) (45N,45N,32G) (36N) (17G,34N) ( )

Opponents: (47N,31G,44N) (44N,37G) (41N) (45N, 36G) (28G,26N) ( ) (43N) (18G) (47N,32G) (15G,15N,49G,33G) (45N,52N) (13G,37N) (13G) (47N)

## TEAM STATISTICS

	Jets	Opp.
Total First Downs	198	280
By Rushing	52	116
By Passing	121	147
By Penalty	25	17
Total Net Yards	3,510	5,167
Avg. per Game	250.7	369.1
Total Offensive Plays	821	900
Avg. per Play	4.3	5.7
Net Yards Rushing	978	2,129
Total Rushing Plays	306	460
Avg. per Rush	3.2	4.6
Avg. per Game	69.9	152.1
Net Yards Passing	2,532	3,038
Avg. per Game	180.9	217.0
Sacked/Yards Lost	35/298	23/180
Gross Yards Passing	2,830	3,218
Att./Completions	480/209	417/223
Completion Pct.	43.5	53.5
Had Intercepted	29	21
Punts/Avg.	71/42.7	56/42.9
Punt Return/Avg.	17/11.9	31/11.5
Net Punting Avg.	377	39.3
Penalties/Yards	55/650	85/935
Fumbles/Lost	22/15	26/15
Touchdowns	32	52
Rushing	8	25
Passing	21	26
Returns	3	1

## SCORE BY QUARTER

Jets	84	61	37	6	249
Opponents	103	79	95	122	399

## Usual Starters: Offense: WR

Bake Turner; LT Winston Hill; LG Dan Ficca; C Mike Hudock; RG Sam Deluca; RT Sherman Plunkett/Jack Klotz; TE Gene Heeter/Dee Mackey; WR Don Maynard; QB Dick Wood; RB Dick Christy; FB Mark Smolinski.

## Defense: LE

Bob Walters; LT Charlie Janerette; RT Dick Guesman; RE LaVene Torczon; LLB Jim Price; MLB Dave Yohn; RLB Larry Grantham; LCB Tony Stricker; RCB Clyde Washington/Marshall Starks; LS Dainard Paulson; RS Bill Baird.

## Coaching Staff: Offense:

Cliff Rush, Defense: Jack Donaldson, Defensive Backfield: Chuck Knox, Offensive Line: Walt Michaels; Defensive Line.

**AFL All-Star Game:** RB Dick Christy, LB Larry Grantham, G Bob Mischak.



# NEW YORK JETS - 1964 SEASON (5-8-1)

Head Coach: Weeb Ewbank - Third in AFL East - Home Stadium: Shea Stadium

Date	W-L	Score	Opponents	Attendance
9/12	W	30-6	Denver	44,497
9/27	L	10-26	at Boston	22,716
10/3	T	17-17	San Diego	50,222
10/10	W	35-13	Oakland	36,499
10/17	W	24-21	Houston	35,816
10/24	L	24-34	at Buffalo	39,621
10/31	W	35-14	Boston	45,033
11/8	L	7-20	Buffalo	61,929
11/15	L	16-20	at Denver	11,309
11/22	L	26-35	at Oakland	15,589
11/29	W	27-14	Kansas City	46,597
12/6	L	3-38	at San Diego	25,753
12/13	L	17-33	at Houston	16,225
12/20	L	7-24	at Kansas City	14,316

## 1964 AFL STANDINGS

### Eastern Division

Buffalo	12	2	0	.857
Boston	10	3	1	.769
<b>Jets</b>	<b>5</b>	<b>8</b>	<b>1</b>	<b>.385</b>
Houston	4	10	0	.286

### Western Division

San Diego	8	5	1	.615
Kansas City	7	7	0	.500
Oakland	5	7	2	.417
Denver	2	11	1	.154

AFL Championship:  
Buffalo 20, San Diego 7

## SCORING

Player	TD	Ru	Pa	Rt	PAT	FG	S	Tp
J. Turner	0	0	0	0	31/31	13/26	0	72
B. Turner	9	0	9	0	0	0	0	54
Maynard	8	0	8	0	0	0	0	48
Snell	6	5	1	0	0	0	0	36
Mathis	4	4	0	0	0	0	0	24
Baird	1	0	0	1	0	0	0	6
Heeter	1	0	1	0	0	0	0	6
McDaniel	1	0	0	1	0	0	0	6
Paulson	1	0	0	1	0	0	0	6
Smolinski	1	1	0	0	0	0	0	6
Torczon	1	0	0	1	0	0	0	6
Wood	1	1	0	0	0	0	0	6
Baker	0	0	0	0	0	0	1	2

Two Point Conversions: Jets 0-1, Opponents 0-1

<b>Jets</b>	<b>34</b>	<b>11</b>	<b>19</b>	<b>4</b>	<b>33/33</b>	<b>13/26</b>	<b>1</b>	<b>278</b>
<b>Opponents</b>	<b>39</b>	<b>14</b>	<b>22</b>	<b>3</b>	<b>36/38</b>	<b>15/27</b>	<b>0</b>	<b>315</b>

## PASSING

Player	Att.	Cmp.	Yards	Cmp. %	Yds/Att.	TD	TD %	Int.	Int %	Lg	Sk/Yds	Rating
Wood	358	169	2,298	47.2	6.42	17	4.70	25	7.0	71t	18/39	54.9
Taliaferro	73	23	341	31.5	4.67	2	2.70	5	6.8	66t	9/123	28.4
Liske	18	9	55	50.0	3.06	0	0.00	2	11.1	27	0/0	16.9
Johnson	1	0	0	0.00	0.00	0	0.00	0	0.0	0	0/0	39.6
Snell	1	0	0	0.00	0.00	0	0.00	1	100.0	0	0/0	0
<b>Jets</b>	<b>451</b>	<b>201</b>	<b>2,694</b>	<b>44.6</b>	<b>5.97</b>	<b>19</b>	<b>4.2</b>	<b>33</b>	<b>7.3</b>	<b>71t</b>	<b>27/262</b>	<b>47.7</b>
<b>Opponents</b>	<b>473</b>	<b>228</b>	<b>3,472</b>	<b>48.2</b>	<b>7.34</b>	<b>22</b>	<b>4.7</b>	<b>34</b>	<b>7.2</b>	<b>82t</b>	<b>28/321</b>	<b>58.4</b>

## RUSHING

Player	No.	Yds.	Avg.	Lg	TD
Snell	215	948	4.4	42	5
Mathis	105	305	2.9	31	4
Smolinski	34	117	3.4	19	1
Taliaferro	9	45	5.0	14	0
Johnson	6	22	3.7	8	0
Baird	1	8	8.0	8	0
Wood	9	6	0.7	6	1
Maynard	3	3	1.0	14	0
J. Turner	1	3	3.0	3	0
Liske	1	0	0.0	0	0
<b>Jets</b>	<b>384</b>	<b>1,457</b>	<b>3.8</b>	<b>42</b>	<b>11</b>
<b>Opponents</b>	<b>410</b>	<b>1,675</b>	<b>4.1</b>	<b>91t</b>	<b>14</b>

## RECEIVING

Player	No.	Yds.	Avg.	Lg	TD
B. Turner	58	974	16.8	71t	9
Snell	56	393	7.0	41t	1
Maynard	46	847	18.4	68t	8
Mackey	14	213	15.2	35	0
Heeter	13	153	11.8	21	1
Evans	7	56	8.0	17	0
Mathis	4	39	9.8	15	0
Smolinski	3	19	6.3	12	0
<b>Jets</b>	<b>201</b>	<b>2,694</b>	<b>13.4</b>	<b>71t</b>	<b>19</b>
<b>Opponents</b>	<b>228</b>	<b>3,472</b>	<b>15.2</b>	<b>82t</b>	<b>22</b>

## INTERCEPTIONS

Player	No.	Yds.	Avg.	Lg	TD
Paulson	12	157	13.1	42	1
Baird	8	130	16.3	54t	1
McDaniel	3	60	20.0	38t	1
Grantham	2	32	16.0	22	0
Baker	2	17	8.5	11	0
West	1	0	0.0	0	0
Torczon	1	40	40.0	40t	1
Starks	1	20	20.0	20	0
Rademacher	1	16	16.0	16	0
Johnson	1	3	3.0	3	0
Cummings	1	2	2.0	2	0
V. Turner	1	0	0.0	0	0
<b>Jets</b>	<b>34</b>	<b>477</b>	<b>14.0</b>	<b>54t</b>	<b>4</b>
<b>Opponents</b>	<b>33</b>	<b>448</b>	<b>13.6</b>	<b>50</b>	<b>1</b>

## KICK RETURNS

Player	No.	Yds.	Avg.	Lg	TD
Evans	13	259	19.9	30	0
Baird	11	240	21.8	33	0
Snell	7	158	22.6	31	0
Starks	7	183	26.1	41	0
West	5	142	28.4	64	0
Johnson	3	43	14.3	17	0
Smolinski	2	19	9.5	15	0
Heeter	1	0	0.0	0	0
Johnston	1	19	19.0	19	0
Mathis	1	0	0.0	0	0
McCluskey	1	0	0.0	0	0
Perreault	1	0	0.0	0	0
V. Turner	1	25	25.0	25	0
<b>Jets</b>	<b>54</b>	<b>1,088</b>	<b>20.1</b>	<b>64</b>	<b>0</b>
<b>Opponents</b>	<b>53</b>	<b>1,236</b>	<b>23.3</b>	<b>91</b>	<b>0</b>

## PUNTING

Player	No.	Yds.	Avg.	Net	Yds	Lg	Blk
Johnson	79	3,261	41.3	34.4	6	61	2
<b>Jets</b>	<b>79</b>	<b>3,261</b>	<b>41.3</b>	<b>34.4</b>	<b>6</b>	<b>61</b>	<b>2</b>
<b>Opponents</b>	<b>71</b>	<b>2,877</b>	<b>40.5</b>	<b>35.1</b>	<b>5</b>	<b>64</b>	<b>3</b>

## PUNT RETURNS

Player	No.	Yds.	Avg.	Lg	TD
Baird	18	170	6.3	27	0
Paulson	8	34	3.4	12	0
Starks	5	36	7.2	27	0
Pashe	4	28	7.0	16	0
V. Turner	2	2	1.0	2	0
Rademacher	1	3	3.0	3	0
Rowley	0	10	-	10	0
<b>Jets</b>	<b>38</b>	<b>283</b>	<b>7.4</b>	<b>27</b>	<b>0</b>
<b>Opponents</b>	<b>43</b>	<b>426</b>	<b>9.9</b>	<b>54</b>	<b>1</b>

## FIELD GOALS

Player	1-19	20-29	30-39	40-49	50+
J. Turner	4/4	2/4	5/8	1/7	1/3
<b>Jets</b>	<b>4/4</b>	<b>2/4</b>	<b>5/8</b>	<b>1/7</b>	<b>1/3</b>
<b>Opponents</b>	<b>3/5</b>	<b>3/4</b>	<b>5/8</b>	<b>4/9</b>	<b>0/2</b>

J. Turner: (11G,27G,21G) (40G,54N) (488,34G,22B)(49N,37N) (12G) (9G,46N) ( ) (36N) ( ) (50N,39G,15G,20B) (36G,36G) (37G) (50G,31B) (40N,42N,41N)

Opponents: (32G,54N)(7G,49N) (47G,26G,49N,41G,44N) (47G,27B,40B) ( ) ( ) (37B,12G,31G) (30N) (47G,33G) (32N,52N) ( ) ( ) (19G,16N) (20G,49N,31G) (28G)

## TEAM STATISTICS

	Jets	Opp.
Total First Downs	201	238
By Rushing	73	77
By Passing	108	147
By Penalty	20	14
Total Net Yards	3,889	4,916
Avg. per Game	277.8	351.1
Total Offensive Plays	862	911
Avg. per Play	4.5	5.4
Net Yards Rushing	1,452	1,675
Total Rushing Plays	384	410
Avg. per Rush	3.8	4.1
Avg. per Game	104.1	119.6
Net Yards Passing	2,432	3,241
Avg. per Game	173.7	231.5
Sacked/Yards Lost	27/262	28/231
Gross Yards Passing	2,694	3,472
Att./Completions	451/201	473/228
Completion Pct.	44.6	48.2
Had Intercepted	33	34
Punts/Avg.	79/41.3	71/40.5
Net Punting Avg.	79/34.4	71/35.1
Penalties/Yards	53/477	101/951
Fumbles/Lost	14/7	19/10
Touchdowns	34	39
Rushing	11	14
Passing	19	22
Returns	4	3

## SCORE BY QUARTER

	Jets	Opp.
Jets	82	84
Opponents	40	77
	59	53
	278	315

**Usual Starters: Offense:** WR Bake Turner, LT Winston Hill, LG Dan Ficca, C Mike Huddock, RG Sam DeLuca, RT Sherman Plunkett, TE Gene Heeter/Dee Mackey, WR Don Maynard, QB Dick Wood, RB Bill Mathis, FB Matt Snell.

**Defense:** LE Bert Wilder, LT Paul Rochester, RT Gordy Holtz, RE LaVerne Torczon, LLB Ralph Baker, MLB Wahoo McDaniel, RLB Larry Grantham, LCB Willie West, RCB Clyde Washington, LS Dainard Paulson, RS Bill Baird.

**Coaching Staff:** Clive Rush, Offense: Jack Donaldson, Defensive Backfield: Chuck Knox, Offensive Line: Walt Michaels, Defensive Line.

**AFL All-Star Game:** LB Larry Grantham, T Winston Hill, S Dainard Paulson, T Sherman Plunkett, FB Matt Snell.



# YEAR BY YEAR REVIEW

## NEW YORK JETS - 1965 SEASON (5-8-1)

Head Coach: Weeb Ewbank - Second in AFL East - Home Stadium: Shea Stadium

Date	W-L	Score	Opponents	Attendance
9/12	L	21-27	at Houston	52,680
9/18	L	10-14	Kansas City	53,658
9/26	L	21-33	at Buffalo	45,056
10/3	L	13-16	at Denver	34,988
10/16	T	24-24	Oakland	59,890
10/23	L	9-34	San Diego	60,679
10/31	W	45-10	Denver	55,572
11/7	W	13-10	at Kansas City	25,523
11/14	W	30-20	at Boston	18,589
11/21	W	41-14	Houston	55,312
11/28	L	23-27	Boston	59,334
12/4	L	7-38	at San Diego	32,167
12/12	L	14-24	at Oakland	19,013
12/19	W	14-12	Buffalo	57,396

### 1965 AFL STANDINGS

#### Eastern Division

Buffalo	10	3	1	.769
<b>Jets</b>	<b>5</b>	<b>8</b>	<b>1</b>	<b>.385</b>
Boston	4	8	2	.333
Houston	4	10	0	.286

#### Western Division

San Diego	9	2	3	.818
Oakland	8	5	1	.615
Kansas City	7	5	2	.583
Denver	4	10	0	.286

AFL Championship:  
Buffalo 23, San Diego 0

### SCORING

Player	TD	Ru	Pa	Rt	PAT	FG	S	Yp
J. Turner	0	0	0	0	31/31	20/34	0	91
Maynard	14	0	14	0	0	0	0	84
Mathis	6	5	1	0	0	0	0	36
Snell	4	4	0	0	0	0	0	24
Carson LG	2	2	0	0	0	0	0	12
Carson TM	2	2	0	0	0	0	0	12
Sauer	2	0	2	0	0	0	0	12
B. Turner	2	0	2	0	0	0	0	12
Mackey	1	0	1	0	0	0	0	8
Johnson	1	0	1	0	0	0	0	6
Two Point Conversions: Jets 1-1, Opponents 0-2								
<b>Jets</b>	<b>32</b>	<b>11</b>	<b>21</b>	<b>0</b>	<b>31/31</b>	<b>20/34</b>	<b>0</b>	<b>285</b>
<b>Opponents</b>	<b>35</b>	<b>10</b>	<b>22</b>	<b>3</b>	<b>33/33</b>	<b>20/34</b>	<b>0</b>	<b>303</b>

### TEAM STATISTICS

	Jets	Opp.
Total First Downs	211	235
By Rushing	77	85
By Passing	120	136
By Penalty	14	14
Total Net Yards	4,081	4,228
Avg. per Game	291.5	302
Total Offensive Plays	843	925
Avg. per Play	4.8	4.6
Net Yards Rushing	1,492	1,566
Total Rushing Plays	366	431
Avg. per Rush	4.1	3.6
Avg. per Game	106.6	111.9
Net Yards Passing	2,589	2,662
Avg. per Game	184.9	190.1
Sacked/Yards Lost	107/62	22/238
Gross Yards Passing	2,751	2,900
Att./Completions	460/209	472/220
Completion Pct.	45.4	46.6
Had Intercepted	22	26
Punts/Avg.	72/45.3	78/39.8
Punt Return/Avg.	29/5.7	39/8.9
Net Punting Avg.	72/39.6	78/37.7
Penalties/Yards	58/684	77/865
Fumbles/Lost	16/10	18/11
Touchdowns	32	35
Rushing	11	10
Passing	21	22
Returns	0	3

### SCORE BY QUARTER

Jets	43	104	52	86	285
Opponents	26	105	71	101	303

**Usual Starters:** Offense: WR George Sauer; LT Winston Hill, LG Sam DeLuca, C John Schmitt, RG Dave Herman, RT Sherman Plunkett, TE Dee Mackey, WR Don Maynard, QB Joe Namath, RB Bill Mathis, FB Matt Snell.

**Defense:** LE Gerry Philbin, LT Paul Rochester, RT Jim Harris, RE Ralph Baker, MLB Wahoo McDaniel/AI Atkinson, RLB Larry Grantham, LCB Bill Baird, RCB Clyde Washington, LS Dainard Paulson, RS Ray Abruzzese.

**Coaching Staff:** Clive Rush, Offense; Jack Donaldson, Defensive Backfield; Chuck Knox, Offensive Line; Walt Michaels, Defensive Line.

**AFL All-Star Game:** WR Don Maynard, QB Joe Namath, S Dainard Paulson.

### PASSING

Player	Att.	Cmp.	Yards	Cmp. %	Yds./Att.	TD	TD %	Int.	Int %	Lg	Rating
Namath	340	164	2,220	48.2	6.53	18	5.30	15	4.4	62	68.8
Taliaferro	120	45	531	37.8	4.46	3	2.50	7	5.9	37	35.8
<b>Jets</b>	<b>460</b>	<b>209</b>	<b>2,751</b>	<b>45.4</b>	<b>5.98</b>	<b>21</b>	<b>4.6</b>	<b>4.6</b>	<b>4.8</b>	<b>17/62</b>	<b>60.3</b>
<b>Opponents</b>	<b>472</b>	<b>220</b>	<b>2,900</b>	<b>46.6</b>	<b>6.14</b>	<b>22</b>	<b>4.7</b>	<b>4.7</b>	<b>5.5</b>	<b>22/238</b>	<b>59.1</b>

### RUSHING

Player	No.	Yds.	Avg.	Lg	TD
Snell	169	763	4.5	44	4
Mathis	147	604	4.1	79	5
Smolinski	24	59	2.5	14	0
Carson	7	25	3.6	15	2
Namath	8	19	2.4	14	0
McDaniel	1	13	13.0	13	0
Taliaferro	4	4	0.6	10	0
Johnson	2	3	1.5	2	0
Maynard	1	2	2.0	2	0
<b>Jets</b>	<b>366</b>	<b>1,492</b>	<b>4.1</b>	<b>79</b>	<b>11</b>
<b>Opponents</b>	<b>431</b>	<b>1,566</b>	<b>3.6</b>	<b>57</b>	<b>10</b>

### RECEIVING

Player	No.	Yds.	Avg.	Lg	TD
Maynard	68	1,218	17.9	56	14
Snell	38	264	6.9	35	0
B. Turner	31	402	13.0	62	2
Sauer	29	301	10.4	33	2
Mathis	17	242	14.2	32	1
Mackey	16	255	15.9	47	1
Smolinski	6	25	4.2	12	0
Evans	2	24	12.0	17	0
Hietter	1	14	14.0	14	0
Johnson	1	6	6.0	6	1
<b>Jets</b>	<b>209</b>	<b>2,751</b>	<b>13.2</b>	<b>62</b>	<b>21</b>
<b>Opponents</b>	<b>220</b>	<b>2,900</b>	<b>13.2</b>	<b>66</b>	<b>22</b>

### INTERCEPTIONS

Player	No.	Yds.	Avg.	Lg	TD
Paulson	7	72	10.3	22	0
West	6	57	9.5	28	0
Baird	3	9	3.0	9	0
Baker	2	24	12.0	14	0
Abruzzese	2	13	6.5	13	0
Gordon	2	7	3.5	7	0
Biggs	1	44	44.0	44	0
McDaniel	1	7	7.0	7	0
Atkinson	1	2	2.0	2	0
Grantham	1	0	0.0	0	0
<b>Jets</b>	<b>26</b>	<b>235</b>	<b>9.0</b>	<b>44</b>	<b>0</b>
<b>Opponents</b>	<b>22</b>	<b>339</b>	<b>15.4</b>	<b>79</b>	<b>2</b>

### KICK RETURNS

Player	No.	Yds.	Avg.	Lg	TD
B. Turner	18	402	22.3	32	0
Carson	14	311	22.2	30	0
Robinson	7	164	23.4	30	0
Smolinski	6	98	16.3	22	0
Baird	2	50	25.0	26	0
Abruzzese	1	16	16.0	16	0
Browning	1	31	31.0	31	0
DeFelice	1	0	0.0	0	0
Hudson	1	0	0.0	0	0
O'Mahoney	1	15	15.0	15	0
Paulson	1	0	0.0	0	0
Sauer	1	20	20.0	20	0
<b>Jets</b>	<b>54</b>	<b>1,107</b>	<b>20.5</b>	<b>32</b>	<b>0</b>
<b>Opponents</b>	<b>62</b>	<b>1,484</b>	<b>23.9</b>	<b>37</b>	<b>1</b>

### PUNTING

Player	No.	Yds.	Avg.	Net	Tb	Lg	Bk
Johnson	72	3,260	45.3	39.6	3	73	0
<b>Jets</b>	<b>72</b>	<b>3,260</b>	<b>45.3</b>	<b>39.6</b>	<b>3</b>	<b>73</b>	<b>0</b>
<b>Opponents</b>	<b>78</b>	<b>3,103</b>	<b>39.8</b>	<b>37.7</b>	<b>0</b>	<b>70</b>	<b>0</b>

### PUNT RETURNS

Player	No.	Fc	Yds.	Avg.	Lg	TD
Baird	14	0	88	6.3	23	0
West	10	0	34	3.4	9	0
Robinson	3	0	36	12.0	17	0
Carson	1	0	7	7.0	7	0
B. Turner	1	0	1	1.0	1	0
<b>Jets</b>	<b>29</b>	<b>0</b>	<b>166</b>	<b>5.7</b>	<b>23</b>	<b>0</b>
<b>Opponents</b>	<b>39</b>	<b>0</b>	<b>347</b>	<b>8.9</b>	<b>54</b>	<b>0</b>

### FIELD GOALS

Player	1-9	20-29	30-39	40-49	50+
J. Turner	9/9	5/7	2/3	4/2	0/1
<b>Jets</b>	<b>9/9</b>	<b>5/7</b>	<b>2/3</b>	<b>4/2</b>	<b>0/1</b>
<b>Opponents</b>	<b>4/4</b>	<b>7/10</b>	<b>8/11</b>	<b>0/7</b>	<b>1/2</b>

J. Turner: (268) (47N,186,41B,45N) (246,236) (476,49G) (40N,31G) (12G,24G,48N,40G) (46G,44N,48N) (19G,24G) (16G,19G,14G) (18G,31G) (25N,14G,13G,26G) (52N,42N) (35N) ( )

Opponents: (39G,8G) ( ) (53N,33G,22G,27G,9G) (49N,25G,31G,37G) (39N,38G,28N,42N) (20G,41N,19G) (38N,26G,46N) (15G,25B) (35N,30G,30G,41N) (23N) (33G,53G) (26G) (22G) (40B,42B)

# NEW YORK JETS - 1966 SEASON (6-6-2)

Head Coach: Weeb Ewbank - Third in AFL East - Home Stadium: Shea Stadium

Date	W-L	Score	Opponents	Attendance
9/9	W	19-14	at Miami	34,402
9/18	W	52-13	Houston	54,681
9/25	W	16-7	at Denver	29,878
10/2	T	24-24	at Boston	27,255
10/8	W	17-6	San Diego	63,491
10/16	L	0-24	at Houston	30,823
10/23	L	21-24	Oakland	58,135
10/30	L	23-33	Buffalo	61,552
11/3	L	3-14	at Buffalo	45,738
11/20	W	30-13	Miami	58,664
11/27	L	24-32	Kansas City	60,318
12/3	T	28-28	at Oakland	32,144
12/11	L	27-42	at San Diego	25,712
12/17	W	38-28	Boston	58,921

## 1966 AFL STANDINGS

### Eastern Division

Buffalo	9	4	1	.692
Boston	8	4	2	.667
<b>Jets</b>	<b>6</b>	<b>6</b>	<b>2</b>	<b>.500</b>
Houston	3	11	0	.214
Miami	3	11	0	.214

### Western Division

Kansas City	11	2	1	.846
Oakland	8	5	1	.615
San Diego	7	6	1	.538
Denver	4	10	0	.286

### AFL Championship:

Kansas City 31, Buffalo 7

### Super Bowl I - Los Angeles

Green Bay 35, Kansas City 10

## SCORING

Player	TD	Ru	Pa	Rt	PAT	FG	S	Yp
J. Turner	0	0	0	0	34/36	18/36	0	88
Snell	8	4	4	0	0	0	0	48
Boozier	6	5	0	1	0	0	0	36
Sauer	5	0	5	0	0	0	0	32
Maynard	5	0	5	0	0	0	0	30
Lammons	4	0	4	0	0	0	0	24
Mathis	3	2	1	0	0	0	0	18
Smolinski	3	2	1	0	0	0	0	18
Namath	2	2	0	0	0	0	0	12
Johnson	1	0	1	1	0	0	0	6
Baird	1	0	0	0	0	0	0	6
Biggs	0	0	0	0	0	0	1	2
Taliferro	0	0	0	0	0	0	0	2

Two Point Conversions: Jets 0-0, Opponents 0-0

<b>Jets</b>	<b>38</b>	<b>15</b>	<b>21</b>	<b>21</b>	<b>34/36</b>	<b>18/36</b>	<b>1</b>	<b>322</b>
<b>Opponents</b>	<b>37</b>	<b>14</b>	<b>19</b>	<b>19</b>	<b>34/36</b>	<b>18/28</b>	<b>0</b>	<b>312</b>

## PASSING

Player	Att.	Cmp.	Yards	Cmp. %	Yds/Att.	TD	TD %	Int.	Int %	Lg	Rating
Namath	471	232	3,319	49.3	7.17	19	4.00	27	5.7	77 1/2	62.6
Taliferro	41	19	177	46.3	4.32	2	4.90	2	4.9	21	54.6
Hudson	1	0	0	0.0	0.00	0	0.00	0	0.0	0	39.6
Snell	1	0	0	0.0	0.00	0	0.00	0	0.0	0	39.6
<b>Jets</b>	<b>514</b>	<b>251</b>	<b>3,556</b>	<b>48.8</b>	<b>6.92</b>	<b>21</b>	<b>4.1</b>	<b>29</b>	<b>5.6</b>	<b>77 1/2</b>	<b>61.7</b>
<b>Opponents</b>	<b>467</b>	<b>212</b>	<b>3,064</b>	<b>45.4</b>	<b>6.56</b>	<b>19</b>	<b>4.1</b>	<b>21</b>	<b>4.5</b>	<b>67 1/2</b>	<b>62.1</b>

## RUSHING

Player	No.	Yds.	Avg.	Lg	TD
Snell	178	644	3.6	25 1/4	4
Boozier	97	455	4.7	54	5
Mathis	72	208	2.9	23	2
Smolinski	21	69	3.3	21	2
Namath	6	42	7.0	39	2
Johnson	2	24	12.0	20	0
<b>Jets</b>	<b>376</b>	<b>1,442</b>	<b>3.8</b>	<b>54</b>	<b>15</b>
<b>Opponents</b>	<b>388</b>	<b>1,524</b>	<b>3.9</b>	<b>57</b>	<b>14</b>

## RECEIVING

Player	No.	Yds.	Avg.	Lg	TD
Sauer	63	1,079	17.1	77 1/2	5
Maynard	48	840	17.5	55 1/2	5
Snell	48	346	7.2	25 1/4	4
Lammons	41	565	13.8	60	4
Mathis	22	379	17.2	70 1/2	1
Smolinski	11	74	6.7	24	1
Boozier	8	133	16.6	26	0
B. Turner	7	115	16.4	42	0
Johnson	1	18	18.0	18 1/2	1
Weir	1	4	4.0	4	0
Rademacher	1	3	3.0	3	0
<b>Jets</b>	<b>251</b>	<b>3,556</b>	<b>14.2</b>	<b>77 1/2</b>	<b>21</b>
<b>Opponents</b>	<b>212</b>	<b>3,064</b>	<b>14.5</b>	<b>67 1/2</b>	<b>19</b>

## INTERCEPTIONS

Player	No.	Yds.	Avg.	Lg	TD
Sample	6	32	5.3	21	0
Baird	5	76	15.2	39 1/2	1
Atkinson	4	48	12.0	26	0
Hudson	3	39	13.0	18	0
Abruzzese	2	9	4.5	9	0
Grantham	1	14	14.0	14	0
<b>Jets</b>	<b>21</b>	<b>218</b>	<b>10.4</b>	<b>39 1/2</b>	<b>1</b>
<b>Opponents</b>	<b>29</b>	<b>297</b>	<b>10.2</b>	<b>47</b>	<b>2</b>

## KICK RETURNS

Player	No.	Yds.	Avg.	Lg	TD
Boozier	26	659	25.3	96 1/4	1
Christy	10	203	20.3	30	0
Smolinski	6	59	9.8	15	0
Weir	6	121	20.2	25	0
Gray	5	77	15.4	22	0
Lewis	5	121	24.2	46	0
B. Turner	2	50	25.0	26	0
Johnson	1	4	4.0	4	0
Wildes	1	6	6.0	6	0
<b>Jets</b>	<b>62</b>	<b>1,300</b>	<b>21.0</b>	<b>96 1/4</b>	<b>1</b>
<b>Opponents</b>	<b>57</b>	<b>1,368</b>	<b>24.0</b>	<b>95 1/2</b>	<b>1</b>

## PUNTING

Player	No.	Yds.	Avg.	Net	Yb	Lg	Blk
Johnson	62	2,633	42.5	38.3	7	63	0
<b>Jets</b>	<b>62</b>	<b>2,633</b>	<b>42.5</b>	<b>38.3</b>	<b>7</b>	<b>63</b>	<b>0</b>
<b>Opponents</b>	<b>81</b>	<b>3,271</b>	<b>40.4</b>	<b>35.7</b>	<b>6</b>	<b>63</b>	<b>2</b>

## PUNT RETURNS

Player	No.	FC	Yds.	Avg.	Lg	TD
B. Turner	10	10	60	6.0	16	0
Weir	8	0	48	6.0	24	0
Lewis	7	3	76	10.9	40	0
Baird	5	4	35	7.0	18	0
Christy	5	0	23	4.6	15	0
Hudson	1	0	17	18.0	18	0
<b>Jets</b>	<b>36</b>	<b>17</b>	<b>260</b>	<b>7.2</b>	<b>40</b>	<b>0</b>
<b>Opponents</b>	<b>24</b>	<b>16</b>	<b>121</b>	<b>5.0</b>	<b>15</b>	<b>0</b>

## FIELD GOALS

Player	1-9	20-29	30-39	40-49	50+
J. Turner	5/6	3/6	6/10	3/13	0/0
<b>Jets</b>	<b>5/6</b>	<b>3/6</b>	<b>6/10</b>	<b>3/13</b>	<b>0/0</b>
<b>Opponents</b>	<b>7/7</b>	<b>1/2</b>	<b>6/9</b>	<b>3/6</b>	<b>1/3</b>

J. Turner: (43N,45G,8N) (32G) (33N,46N,40G,24G,35G) (49N,38N,30N,17G) (33G) (27N,49N) (45N,28N) (28G,49N) (49N,43G,35G) (46N,10G,26G,18G,45N) (18G,29B) (19G,36G) (36G,30G) (12G)

Opponents: (1) (48G,50G) (51N,17G) (14G,17G,42G,50N,40N,21N) (8G) (32G) (36G,10G,38G,17G) (1) (31G,20G) (32G,15G,47G,33G) (37N,34B) (45N) (47N)

## TEAM STATISTICS

	Jets	Opp.
Total First Downs	254	231
By Rushing	81	81
By Passing	145	131
By Penalty	28	19
Total Net Yards	4,906	4,278
Avg. per Game	350.4	305.6
Total Offensive Plays	899	890
Avg. per Play	5.5	4.8
Net Yards Rushing	1,442	1,524
Total Rushing Plays	376	388
Avg. per Rush	3.8	3.9
Avg. per Game	103.0	108.9
Net Yards Passing	3,464	2,754
Avg. per Game	247.4	196.7
Sacked/Yards Lost	9/92	35/310
Gross Yards Passing	3,556	3,064
Att./Completions	514/251	467/212
Completion Pct.	48.8	45.4
Had Intercepted	29	21
Punts/Avg.	62/42.5	81/40.4
Punt Return/Avg.	36/7.2	24/5.8
Net Punting Avg.	62/38.3	81/35.7
Penalties/Yards	64/652	85/913
Fumbles/Lost	20/10	15/8
Touchdowns	38	37
Rushing	15	14
Passing	21	19
Returns	2	4

## SCORE BY QUARTER

Jets	59	64	80	119	322
Opponents	40	86	71	115	312

**Usual Starters: Offense:** WR George Sauer, LT Winston Hill, LG Sam DeLuca, C John Schmitt, RG Dave Herman, RT Sherman Plunkett, TE Peter Lammons, WR Don Maynard, QB Joe Namath, RB Emerson Boozier, FB Matt Snell.

**Defense:** LE Gerry Philbin, LT Paul Rochester, RT Jim Harris, RE Verlon Biggs, LLB Paul Crane, MLB Al Atkinson, RLB Larry Grantham, LCB John Sample, RCB Cornell Gordon, LS Ray Abruzzese, RS Jim Hudson.

**Coaching Staff:** Clive Rush, Offense: Jack Donaldson, Defensive Backfield: Chuck Knox, Offensive Line: Walt Michaels, Defensive Line.

**AFL All-Star Game:** DE Verlon Biggs, RB Emerson Boozier, LB Larry Grantham, T Sherman Plunkett, FB Matt Snell.

# NEW YORK JETS - 1967 SEASON (8-5-1)

Head Coach: Weeb Ewbank - Second in AFL East - Home Stadium: Shea Stadium

Date	W-L	Score	Opponents	Attendance
9/10	L	17-20	at Buffalo	45,748
9/24	W	36-24	at Denver	35,565
10/1	W	29-7	Miami	61,240
10/7	W	27-14	Oakland	63,106
10/15	T	28-28	Houston	62,729
10/22	W	33-14	at Miami	30,049
10/29	W	30-23	Boston	62,784
11/5	L	18-42	at Kansas City	46,642
11/12	W	20-10	Buffalo	62,671
11/19	W	29-24	at Boston	26,790
12/13	L	24-33	Denver	61,615
12/10	L	7-21	Kansas City	62,891
12/17	L	29-38	at Oakland	53,011
12/24	W	42-31	at San Diego	34,580

## 1967 AFL STANDINGS

### Eastern Division

Houston	9	4	1	.692
<b>Jets</b>	<b>8</b>	<b>5</b>	<b>1</b>	<b>.615</b>
Buffalo	4	10	0	.286
Miami	4	10	0	.286
Boston	3	10	1	.231

### Western Division

Oakland	13	1	0	.929
Kansas City	9	5	0	.643
San Diego	8	5	1	.615
Denver	3	11	0	.214

### AFL Championship:

Oakland 40, Houston 7

### Super Bowl II - Miami

Green Bay 33, Oakland 14

## SCORING

Player	TD	Ru	Pa	Rt	PAT	FG	2Pt	1Pt
J. Turner	0	0	0	0	36/39	17/32	0	87
Boozar	13	10	3	0	0	0	0	78
Waynard	10	0	10	0	0	0	1	62
Mathis	7	4	3	0	0	0	2	46
Sauer	6	0	6	0	0	0	1	38
Smolinski	4	1	3	0	0	0	0	24
Joe	2	2	0	0	0	0	0	12
Lammons	2	0	2	0	0	0	0	12
Namath	1	0	0	1	0	0	0	6
Sample	1	0	0	1	0	0	0	6

Two Point Conversions: Jets 4-7, Opponents 1-1

<b>Jets</b>	<b>46</b>	<b>17</b>	<b>27</b>	<b>2</b>	<b>36/39</b>	<b>17/32</b>	<b>0</b>	<b>371</b>
<b>Opponents</b>	<b>41</b>	<b>14</b>	<b>20</b>	<b>7</b>	<b>39/40</b>	<b>14/26</b>	<b>0</b>	<b>329</b>

## TEAM STATISTICS

	Jets	Opp.
Total First Downs	282	203
By Rushing	82	80
By Passing	180	111
By Penalty	20	12
Total Net Yards	5,152	3,775
Avg. per Game	368.0	269.6
Total Offensive Plays	932	849
Avg. per Play	5.5	4.4
Net Yards Rushing	1,307	1,633
Total Rushing Plays	389	386
Avg. per Rush	3.4	4.2
Avg. per Game	93.4	116.6
Net Yards Passing	3,845	2,142
Avg. per Game	274.6	153.0
Sacked/Yards Lost	28/238	39/347
Gross Yards Passing	4,128	2,489
Att./Completions	515/271	424/195
Completion Pct.	52.6	46.0
Had Intercepted	29	27
Punts/Avg.	65/42.1	79/43.2
Punt Return/Avg.	6.8	8.6
Net Punting Avg.	65/34.8	79/37.3
Penalties/Yards	64/691	67/717
Fumbles/Lost	15/8	24/6
Touchdowns	46	41
Rushing	17	14
Passing	27	20
Returns	2	7

## SCORE BY QUARTER

	75	126	74	96	371
Jets					
Opponents	40	104	95	90	329

**Usual Starters:** Offense: WR George Sauer, LT Winston Hill, LG Randy Rasmussen, C John Schmitt, RG Dave Herman, RT Sherman Plunkett, TE Peter Lammons, WR Don Maynard, QB Joe Namath, RB Emerson Boozar, FB Matt Snell.

**Defense:** LE Gerry Phibbin, LT Paul Rochester, RT Jim Harris, RE Verlon Biggs, LLB Ralph Baker, MLB Al Atkinson, RLB Larry Grantham, LCB John Sample, RCB Randy Beverly, LS Jim Hudson, RS Bill Baird.

**Coaching Staff:** Clive Rush, Offense: Jack Donaldson, Defensive Line: Ernie Zwanen, Offensive Line: Walt Michaels, Defensive Backfield.

**AFL All-Star Game:** DE Verlon Biggs, LB Larry Grantham, T Winston Hill, TE Pete Lammons, WR Don Maynard, QB Joe Namath, WR George Sauer.

## PASSING

Player	Att.	Cmp.	Yards	Cmp. %	Yds/Att.
Namath	491	258	4,007	52.5	8.16
Talliaferro	20	11	96	55.0	4.80
J. Turner	4	2	25	50.0	6.25
Jets	515	271	4,128	52.6	8.02
Opponents	424	195	2,489	46.0	5.87

## RUSHING

Player	No.	Yds.	Avg.	Lg	TD
Boozar	119	442	3.7	48	10
Mathis	78	243	3.1	18	4
Smolinski	64	139	2.2	10	1
Snell	61	207	3.4	13	0
Joe	37	154	4.2	26	2
Haynes	16	72	4.5	14	0
Namath	6	14	2.3	13	0
Waynard	4	18	4.5	7	0
Talliaferro	2	20	10.0	12	0
Schweickert	1	1	1.0	1	0
Sauer	1	-3	-3.0	-3	0
<b>Jets</b>	<b>389</b>	<b>1,307</b>	<b>3.4</b>	<b>48</b>	<b>17</b>
<b>Opponents</b>	<b>386</b>	<b>1,633</b>	<b>4.2</b>	<b>80</b>	<b>14</b>

## RECEIVING

Player	No.	Yds.	Avg.	Lg	TD
Sauer	75	1,189	15.9	61	6
Maynard	71	1,434	20.2	75	10
Lammons	45	515	11.4	61	2
Mathis	25	429	17.2	38	3
Smolinski	21	177	8.4	22	3
Boozar	12	205	17.1	49	3
Snell	11	54	4.9	21	0
Joe	8	85	10.6	17	0
B. Turner	3	40	13.3	22	0
<b>Jets</b>	<b>271</b>	<b>4,128</b>	<b>15.2</b>	<b>75</b>	<b>27</b>
<b>Opponents</b>	<b>195</b>	<b>2,489</b>	<b>12.8</b>	<b>72</b>	<b>20</b>

## INTERCEPTIONS

Player	No.	Yds.	Avg.	Lg	TD
Grantham	5	77	15.4	36	0
Atkinson	5	59	11.8	36	0
Beverly	4	54	13.5	28	0
Sample	4	53	13.3	41	1
Hudson	4	38	9.5	18	0
Baird	3	27	9.0	17	0
Gordon	1	14	14.0	14	0
Baker	1	0	0.0	0	0
<b>Jets</b>	<b>27</b>	<b>322</b>	<b>11.9</b>	<b>41</b>	<b>1</b>
<b>Opponents</b>	<b>29</b>	<b>71</b>	<b>24.5</b>	<b>77</b>	<b>5</b>

## KICK RETURNS

Player	No.	Yds.	Avg.	Lg	TD
Christy	23	521	22.7	33	0
Boozar	11	213	19.4	28	0
Brannan	9	204	22.7	47	0
Haynes	4	125	31.3	48	0
B. Turner	4	40	10.0	21	0
Lewis	1	22	22.0	22	0
McAdams	1	16	16.0	16	0
Smolinski	1	3	3.0	3	0
Wildier	1	0	0.0	0	0
<b>Jets</b>	<b>57</b>	<b>1,144</b>	<b>20.1</b>	<b>48</b>	<b>0</b>
<b>Opponents</b>	<b>64</b>	<b>1,387</b>	<b>21.7</b>	<b>50</b>	<b>0</b>

## PUNTING

Player	No.	Yds.	Avg.	Net	Tb	Lg	Blk
Johnson	65	2,734	42.1	34.8	8	60	0
<b>Jets</b>	<b>65</b>	<b>2,734</b>	<b>42.1</b>	<b>34.8</b>	<b>8</b>	<b>60</b>	<b>0</b>
<b>Opponents</b>	<b>79</b>	<b>3,412</b>	<b>43.2</b>	<b>37.3</b>	<b>7</b>	<b>70</b>	<b>0</b>

## PUNT RETURNS

Player	No.	FC	Yds.	Avg.	Lg	TD
Baird	25	3	219	8.8	33	0
Christy	16	0	83	5.2	16	0
Lewis	7	0	24	3.4	11	0
<b>Jets</b>	<b>48</b>	<b>5</b>	<b>326</b>	<b>6.8</b>	<b>33</b>	<b>0</b>
<b>Opponents</b>	<b>36</b>	<b>9</b>	<b>311</b>	<b>8.6</b>	<b>72</b>	<b>1</b>

## FIELD GOALS

Player	1-19	20-29	30-39	40-49	50+
Johnson	6/9	6/11	3/5	2/7	0/0
<b>Jets</b>	<b>6/9</b>	<b>6/11</b>	<b>3/5</b>	<b>2/7</b>	<b>0/0</b>
<b>Opponents</b>	<b>4/4</b>	<b>2/2</b>	<b>3/5</b>	<b>4/10</b>	<b>1/5</b>

J. Turner: (326,40N,35N,16N) (17G) (21N,19G) (10G,27G,34B,44N)

(20G,25N,26G) (14G,21G,26G,41N,15N) (12G) (48G,14G,26N,29B)

(40G,49N) (39G,29N) (46N) (15B) ( )

Opponents: (45B, 51G, 43G) (29G) (53N) (33N) (42N,52N) (46N)

(14G,42G,33G) (25G, 32G, 44N, 51N) (17G, 36N, 48B) (14G) (43G,47G)

(53N,48N) (36G) (13G)



# NEW YORK JETS - 1968 SEASON (11-3)

Head Coach: Weeb Ewbank - First in AFL East, Super Bowl III Champion - Home Stadium: Shea Stadium

Date	W-L	Score	Opponents	Attendance
9/15	W	20-19	at Kansas City	48,871
9/22	W	47-31	Boston (at Birmingham, AL)	29,192
9/29	L	35-37	at Buffalo	38,044
10/5	W	23-20	San Diego	63,786
10/13	L	13-21	Denver	63,052
10/20	W	20-14	at Houston	51,710
10/27	W	49-14	Boston	62,351
11/3	W	25-21	Buffalo	61,452
11/10	W	26-7	Houston	60,242
11/17	L	32-43	at Oakland	53,318
11/24	W	37-15	at San Diego	51,075
12/11	W	35-17	Miami	61,766
12/18	W	37-14	Cincinnati	61,111
12/15	W	27-17	at Miami	32,843
<b>POSTSEASON</b>				
12/29	W	27-23	Oakland	62,627
1/12	W	16-7	Baltimore	75,402

## 1968 AFL STANDINGS

### Eastern Division

Jets	11	3	0	.786
Houston	7	7	0	.500
Miami	5	8	1	.385
Boston	4	10	0	.286
Buffalo	1	12	1	.077

### Western Division

Oakland	12	2	0	.857
Kansas City	12	2	0	.857
San Diego	9	5	0	.643
Denver	5	9	0	.357
Cincinnati	3	11	0	

### AFL Championship:

Jets 27, Oakland 23

### Super Bowl III - Miami

Jets 16, Baltimore 7

## SCORING

Player	TD	Ru	Pa	Rt	PAT	Fg	S	2-Pt	Tp
J. Turner	0	0	0	0	43/43	34/46	0	0	145
Maynard	10	0	10	0	0	0	0	0	60
Snell	7	6	1	0	0	0	0	0	42
Mathis	6	5	1	0	0	0	0	1	38
Boozier	5	5	0	0	0	0	0	0	30
Joe	3	3	0	0	0	0	0	0	18
Lammons	3	0	3	0	0	0	0	0	18
Sauer	3	0	3	0	0	0	0	0	18
Namath	2	2	0	0	0	0	0	0	12
B.Turner	2	0	2	0	0	0	0	0	12
Beverly	1	0	0	1	0	0	0	0	6
Parilli	1	1	0	0	0	0	0	0	6
Sample	1	0	0	1	0	0	0	0	6
Smolinski	1	0	0	1	0	0	0	0	6
Crane	0	0	0	0	0	0	1	0	2

Two Point Conversions: Jets 1-2, Opponents 2-2

Jets	45	22	30	3	43/43	34/46	1	1	419
Opponents	36	9	17	10	33/34	9/17	0	2	280

## TEAM STATISTICS

	Jets	Opp.
Total First Downs	249	178
By Rushing	80	59
By Passing	144	104
By Penalty	25	15
Total Net Yards	5,047	3,363
Avg. per Game	360.5	240.2
Total Offensive Plays	921	814
Avg. per Play	5.5	4.1
Net Yards Rushing	1,608	1,195
Total Rushing Plays	467	368
Avg. per Rush	3.4	3.2
Avg. per Game	114.9	85.4
Net Yards Passing	3,439	2,168
Avg. per Game	245.6	154.9
Sacked/Yards Lost	18/135	43/399
Gross Yards Passing	3,574	2,567
Att./Completions	436/217	403/187
Completion Pct.	49.8	46.4
Had Intercepted	19	28
Possession Avg.	42:51	17:09
Punts/Avg.	68/43.8	98/38.4
Punt Return/Avg.	79	14.0
Net Punting Avg.	68/32.4	98/33.9
Penalties/Yards	76/742	65/701
Fumbles/Lost	19/9	29/15
Touchdowns	45	36
Rushing	22	9
Passing	20	17
Returns	3	10

## SCORE BY QUARTER

	1Q	2Q	3Q	4Q	Total
Jets	103	113	64	139	419
Opponents	44	69	41	126	280

**Usual Starters: Offense:** WR George Sauer, LT Winston Hill, LG Bob Talami/Randy Rasmussen, C John Schmitt, RG Dave Herman, RT Sam Walton, TE Peter Lammons, WR Don Maynard, QB Joe Namath, RB Emerson Boozier, FB Matt Snell.

**Defense:** LE Gerry Philbin, LT Paul Rochester/Carl McDams, RT John Elliott, RE Verlon Biggs, LLB Ralph Baker, MLB Al Atkinson, RLB Larry Grantham, LCB John Sample, RCB Randy Beverly, LS Jim Hudson, RS Bill Baird.

**Coaching Staff:** Cliff Rush, Offense: Buddy Ryan, Defensive Line: Joe Spencer, Offensive Line: Walt Michaels, Defensive Backfield: George Sauer Sr., Offensive Backfield: Clyde Washington, Defensive Backfield.

**AFL All-Star Game:** LB Al Atkinson, DE Verlon Biggs, RB Emerson Boozier, DT John Elliott, G Dave Herman, T Winston Hill, WR Don Maynard, QB Joe Namath, DE Gerry Philbin, WR George Sauer, K Jim Turner.

## PASSING

Player	Att.	Cmp.	Yards	Cmp. %	Yds/Att.	TD	TD %	Int	Int %	Lg	Sk/Yds	Rating
Namath	380	187	3,147	49.2	8.28	15	3.9	17	4.5	87/1	15/12	72.1
Parilli	55	29	401	52.7	7.29	5	9.1	2	3.6	40/1	3/23	91.6
Snell	1	1	26	100.0	26.00	0	0.0	0	0.0	26	0/0	118.8
Jets	436	217	3,574	49.8	8.2	20	4.6	19	4.4	87/1	18/135	74.8
Opponents	403	187	2,567	46.4	6.37	17	4.2	28	6.9	87/1	43/399	52.4

## RUSHING

Player	No.	Yds.	Avg.	Lg	TD
Snell	179	747	4.2	60	6
Boozier	143	441	3.1	33	5
Mathis	74	208	2.8	16	5
Joe	42	186	4.4	32/1	3
Smolinski	12	15	1.3	5	0
Parilli	7	-2	-0.3	10	1
Namath	5	11	2.2	4	2
Sauer	2	21	10.5	15	0
Johnson	2	-6	-3.0	0	0
Rademacher	1	-13	-13.0	-13	0
Jets	467	1,608	3.4	60	22
Opponents	368	1,195	3.2	67	9

## RECEIVING

Player	No.	Yds.	Avg.	Lg	TD
Sauer	66	1,141	17.3	43	3
Maynard	57	1,297	22.8	87/1	10
Lammons	32	400	12.5	27/1	3
Snell	16	105	6.6	39	1
Boozier	12	101	8.4	23	0
B.Turner	10	241	24.1	71	2
Mathis	9	149	16.6	31	1
Smolinski	6	40	6.7	19	0
Johnson	5	78	15.6	18	0
Joe	2	11	5.5	11	0
Rademacher	2	11	5.5	6	0
Jets	217	3,574	16.5	87/1	20
Opponents	187	2,567	13.7	87/1	17

## INTERCEPTIONS

Player	No.	Yds.	Avg.	Lg	TD
Sample	7	88	12.6	39	1
Hudson	5	96	19.2	45	0
Beverly	4	127	31.8	68/1	1
Baird	4	74	18.5	36/1	0
Baker	3	31	10.3	20	0
Atkinson	2	24	12.0	22	0
Gordon	2	0	0.0	0	0
Christy	1	16	16.0	16	0
Jets	28	456	16.3	68/1	2
Opponents	19	455	23.9	100/1	4

## KICK RETURNS

Player	No.	Yds.	Avg.	Lg	TD
Christy	25	599	24.0	67	0
B. Turner	14	319	22.8	36	0
Snell	3	28	9.3	15	0
D'Matto	1	32	32.0	32	0
Smolinski	1	17	17.0	17	0
Neider	1	0	0.0	0	0
Rademacher	1	0	0.0	0	0
Jets	46	995	21.6	67	0
Opponents	82	1,664	20.3	63	0

## PUNTING

Player	No.	Yds.	Avg.	Net	Tb	Lg	Bk
Johnson	68	2,977	43.8	32.4	12	65	1
Jets	68	2,977	43.8	32.4	12	65	1
Opponents	98	3,766	38.4	33.9	8	65	2

## PUNT RETURNS

Player	No.	Fc	Yds.	Avg.	Lg	TD
Baird	18	6	111	6.2	20	0
Christy	13	1	116	8.9	39	0
Richards	4	7	57	14.3	37	0
Philbin	1	0	2	2.0	2	0
Jets	36	16	286	7.9	39	0
Opponents	38	8	531	14.0	95/1	3

## FIELD GOALS

Player	1-19	20-29	30-39	40-49	50+
J. Turner	8/8	15/20	6/11	5/9	0/1
Jets	8/8	15/20	6/11	5/9	0/1
Opponents	2/3	2/3	4/6	1/2	0/3

J. Turner: (38N, 22G, 42G) (30G, 27G, 27G, 48G) (37N) (39N, 26G, 45G, 11G) (29G, 24G) (12G) (12G, 23G) (47R, 26N, 32G, 9G, 32G, 27G, 35G, 27G, 35G, 27G) (20N, 14G, 32G, 28G, 21G) (33N, 44G, 18G, 12G, 26G) (46N, 48N, 18G, 12G, 26G) (46N, 48N, 13G, 20G, 23G) (27N, 51N) (35G, 22G) (47N, 49G)

Opponents: (53N, 33G, 18G, 21G, 28G) (31G) (35G, 41G, 37G) (50N) (41N) (21N) (21N) (1) (32N) (1) (50N) (1) (15G) (32N) (14N)

HISTORY

# NEW YORK JETS - 1969 SEASON (10-4)

Head Coach: Weeb Ewbank - First in AFL East - Home Stadium: Shea Stadium

Date	W-L	Score	Opponents	Attendance
9/14	W	33-19	at Buffalo	46,165
9/21	L	19-21	at Denver	50,583
9/28	L	27-34	at San Diego	54,042
10/5	W	23-14	at Boston	25,584
10/12	W	21-7	at Cincinnati	27,927
10/20	W	26-17	Houston	63,841
10/26	W	23-17	Boston	62,298
11/2	W	34-31	Miami	67,761
11/9	W	16-6	Buffalo	62,680
11/16	L	16-34	Kansas City	63,849
11/23	W	40-7	Cincinnati	62,128
11/30	L	14-27	Oakland	63,865
12/6	W	34-26	at Houston	57,923
12/14	W	27-9	at Miami	48,108
POSTSEASON				
12/20	L	6-13	Kansas City	62,977

## 1969 AFL STANDINGS

### Eastern Division

<b>Jets</b>	<b>10</b>	<b>4</b>	<b>0</b>	<b>0.714</b>
Houston	6	6	2	.500
Boston	4	10	0	.286
Buffalo	4	10	0	.286
Miami	3	10	1	.231

### Western Division

Oakland	12	1	1	.923
Kansas City	11	3	0	.786
San Diego	8	6	0	.571
Denver	5	8	1	.385
Cincinnati	4	9	1	.308

### Divisional Playoffs

Kansas City 13, Jets 6 / Oakland 56, Houston 7

AFL Championship: Kansas City 17, Oakland 7

### Super Bowl IV - New Orleans

Kansas City 23, Minnesota 7

## SCORING

Player	TD	Ru	Pa	Rt	PAT	Fg	S	2-Pt	Yp
J. Turner	0	0	0	0	33/33	32/47	0	0	129
Sauer	8	0	8	0	0	0	0	0	48
Maynard	6	0	6	0	0	0	0	0	38
Mathis	5	4	1	0	0	0	0	0	30
Snell	5	4	1	0	0	0	0	0	30
Boozler	4	4	0	0	0	0	0	0	24
B. Turner	3	0	3	0	0	0	0	0	18
Crane	2	0	0	2	0	0	0	0	12
Lammons	2	0	2	0	0	0	0	0	12
Namath	2	2	0	0	0	0	0	0	12
Two Point Conversions: Jets 1-4, Opponents 2-4									
<b>Jets</b>	<b>37</b>	<b>14</b>	<b>21</b>	<b>2</b>	<b>33/33</b>	<b>32/47</b>	<b>0</b>	<b>1</b>	<b>353</b>
<b>Opponents</b>	<b>32</b>	<b>7</b>	<b>22</b>	<b>3</b>	<b>28/28</b>	<b>15/27</b>	<b>0</b>	<b>2</b>	<b>269</b>

## TEAM STATISTICS

	Jets	Opp.
Total First Downs	252	229
By Rushing	98	63
By Passing	130	151
By Penalty	24	15
Total Net Yards	4,583	4,082
Avg. per Game	327.4	291.6
Total Offensive Plays	879	822
Avg. per Play	5.2	5.0
Net Yards Rushing	1,782	1,326
Total Rushing Plays	469	343
Avg. per Rush	3.8	3.9
Avg. per Game	127.3	94.7
Net Yards Passing	2,801	2,756
Avg. per Game	200.1	196.9
Sacked/Yards Lost	16/138	42/330
Gross Yards Passing	2,939	3,086
Att./Completions	394/203	437/232
Completion Pct.	51.5	53.1
Had Intercepted	20	29
Possession Avg.	34:17	25:43
Punts/Avg.	56/44.3	69/39.8
Punt Return/Avg.	158/24.00	10
Net Punting Avg.	56/37.5	69/34.7
Penalties/Yards	61/725	69/788
Fumbles/Lost	19/13	25/16
Touchdowns	37	32
Rushing	14	7
Passing	21	22
Returns	2	3

## SCORE BY QUARTER

	1	2	3	4	Total
Jets	86	109	61	97	353
Opponents	44	106	42	77	269

**Usual Starters: Offense:** WR George Sauer, LT Winston Hill, LG Randy Rasmussen, C John Schmitt, RG Dave Herman, RT Roger Finnie, TE Peter Lammons, WR Don Maynard, QB Joe Namath, RB Emerson Boozler, FB Matt Snell.

**Defense:** LE Gerry Philbin, LT Steve Thompson, RT John Elliott, RE Verlon Biggs, LLB Ralph Baker/ Paul Crane, MLB Al Atkinson, RLB Larry Grantham, LCB John Dockery, RCB Cornell Gordon/ Randy Beverly, LS Jim Richards, RS Bill Baird.

**Coaching Staff:** Walt Michaels, Linebackers and Defensive Backfield: Joe Spencer, Offensive Line: Buddy Ryan, Defensive Line: Ken Meyers, Receivers Coach.

**AFL All-Star Game:** DT John Elliott, LB Larry Grantham, G Dave Herman, T Winston Hill, WR Don Maynard, QB Joe Namath, DE Gerry Philbin, WR George Sauer, FB Matt Snell, K Jim Turner.

## PASSING

Player	Att.	Cmp.	Yards	Cmp. %	Yds/Att.	TD	TD %	Int	Int %	Lg	Str/Yds	Rating
Namath	361	185	2,734	51.2	7.57	19	5.3	17	4.7	60t	13/117	74.3
Parilli	24	14	138	58.3	5.75	2	8.3	1	4.2	29	0/0	85.1
Woodall	9	4	67	44.4	7.44	0	0.0	2	22.2	35	3/21	30.6
<b>Jets</b>	<b>394</b>	<b>203</b>	<b>2,939</b>	<b>51.5</b>	<b>7.46</b>	<b>21</b>	<b>5.3</b>	<b>20</b>	<b>5.1</b>	<b>60t</b>	<b>16/138</b>	<b>72.7</b>
<b>Opponents</b>	<b>437</b>	<b>232</b>	<b>3,086</b>	<b>53.1</b>	<b>7.06</b>	<b>22</b>	<b>5.0</b>	<b>29</b>	<b>6.6</b>	<b>55</b>	<b>42/230</b>	<b>64.9</b>

## RUSHING

Player	No.	Yds.	Avg.	Lg	TD
Snell	191	695	3.6	34	4
Boozler	130	604	4.6	50	4
Mathis	96	355	3.7	27	4
White	28	88	3.1	10	0
Namath	11	33	3.0	16	2
Woodall	4	13	3.3	14	0
Parilli	3	4	1.3	2	0
Nock	3	-5	-1.7	4	0
Sauer	1	5	5.0	5	0
B. Turner	1	-4	-4.0	-4	0
Maynard	1	-6	-6.0	-6	0
<b>Jets</b>	<b>469</b>	<b>1,782</b>	<b>3.8</b>	<b>50</b>	<b>14</b>
<b>Opponents</b>	<b>343</b>	<b>1,326</b>	<b>3.9</b>	<b>59</b>	<b>7</b>

## RECEIVING

Player	No.	Yds.	Avg.	Lg	TD
Maynard	47	938	20.0	60t	6
Sauer	45	745	16.6	40t	8
Lammons	33	400	12.1	25	2
Snell	22	187	8.5	54	1
Boozler	20	222	11.1	29	0
Mathis	18	183	10.2	35	1
B. Turner	11	221	20.1	54t	3
Stewart	5	39	7.8	9	0
Dockery	1	6	6.0	6	0
White	1	-2	-2.0	-2	0
<b>Jets</b>	<b>203</b>	<b>2,939</b>	<b>14.5</b>	<b>60t</b>	<b>21</b>
<b>Opponents</b>	<b>232</b>	<b>3,086</b>	<b>13.3</b>	<b>55</b>	<b>22</b>

## INTERCEPTIONS

Player	No.	Yds.	Avg.	Lg	TD
Dockery	5	98	19.6	35	0
Baird	5	10	2.0	7	0
Gordon	4	23	5.8	20	0
Crane	3	63	21.0	27	1
Richards	3	48	16.0	37	0
Beverly	2	37	18.5	37	0
Hudson	2	22	11.0	22	0
Atkinson	2	4	2.0	4	0
Battle	1	25	25.0	25	0
Philbin	1	18	18.0	18	0
Baker	1	0	0.0	0	0
<b>Jets</b>	<b>29</b>	<b>348</b>	<b>12.0</b>	<b>37</b>	<b>1</b>
<b>Opponents</b>	<b>20</b>	<b>380</b>	<b>19.0</b>	<b>51t</b>	<b>2</b>

## KICK RETURNS

Player	No.	Yds.	Avg.	Lg	TD
Battle	31	750	24.4	45	0
Leonard	7	120	17.1	23	0
B. Turner	3	74	24.7	28	0
Richards	2	36	18.0	20	0
White	1	5	5.0	5	0
Carroll	1	0	0.0	0	0
Sauer	1	0	0.0	0	0
<b>Jets</b>	<b>46</b>	<b>985</b>	<b>21.4</b>	<b>45</b>	<b>0</b>
<b>Opponents</b>	<b>72</b>	<b>1,669</b>	<b>23.2</b>	<b>56</b>	<b>0</b>

## PUNTING

Player	No.	Yds.	Avg.	Net	Tb	Lg	Bk
O'Neal	54	2,393	44.3	37.3	5	98	0
B. Turner	2	89	44.5	44.5	0	46	0
<b>Jets</b>	<b>56</b>	<b>2,482</b>	<b>44.3</b>	<b>37.5</b>	<b>5</b>	<b>98</b>	<b>0</b>
<b>Opponents</b>	<b>69</b>	<b>2,748</b>	<b>39.8</b>	<b>34.7</b>	<b>5</b>	<b>61</b>	<b>2</b>

## PUNT RETURNS

Player	No.	FC	Yds.	Avg.	Lg	TD
Battle	34	4	235	6.9	22	0
Baird	4	2	21	5.3	7	0
Leonard	1	0	0	0.0	0	0
<b>Jets</b>	<b>39</b>	<b>6</b>	<b>256</b>	<b>6.6</b>	<b>22</b>	<b>0</b>
<b>Opponents</b>	<b>28</b>	<b>11</b>	<b>280</b>	<b>10.0</b>	<b>52</b>	<b>0</b>

## FIELD GOALS

Player	1-9	20-29	30-39	40-49	50+
J. Turner	10/11	7/8	7/10	7/15	1/3
<b>Jets</b>	<b>10/11</b>	<b>7/8</b>	<b>7/10</b>	<b>7/15</b>	<b>1/3</b>
<b>Opponents</b>	<b>2/3</b>	<b>8/9</b>	<b>4/6</b>	<b>1/7</b>	<b>0/2</b>

J. Turner: (45N,9G,26G,41G,21G) (15G,49G) (48N,47G,37G) (34N,16G,24G,13G) (42N,48N) (45N,17G,48G,45G,21G) (37N,38G,32G,13G) (38N,14G,36G) (47N,37G,25G,47G) (52N,10G) (29G,41G,40G,17G) (52N,45N,48B) (10N,10G,38G) (29,30G,27G) Opponents: (35G,10G) (51N) (37N,42G,27G) (1) (51N,47N) (35N,12G) (49N,39G) (22G) (28N,43N,13B,20G,29G) (21G,38G) (1)





# NEW YORK JETS - 1970 SEASON (4-10)

Head Coach: Weeb Ewbank - Third in the AFC East - Home Stadium: Shea Stadium

Date	W-L	Score	Opponents	Attendance
9/21	L	21-31	at Cleveland	85,703
9/27	W	31-21	at Boston	36,040
10/4	L	31-34	at Buffalo	46,206
10/10	L	6-20	Miami	62,712
10/18	L	22-29	Baltimore	63,301
10/25	L	6-10	Buffalo	62,712
11/1	L	10-22	New York Giants	63,903
11/8	L	17-21	at Pittsburgh	50,028
11/15	W	31-20	at Los Angeles	76,378
11/22	W	17-3	Boston	61,822
11/29	W	20-10	Minnesota	62,333
12/6	L	13-14	Oakland	62,905
12/13	L	10-16	at Miami	75,099
12/19	L	20-35	at Baltimore	60,240

## PASSING

Player	Att.	Cmp.	Yards	Cmp. %	Yds/Att.	TD	TD %	Int.	Int %	Lg	Slt/Yds	Rating
Woodall	188	96	1,265	51.1	6.73	9	4.8	9	4.8	67	29/222	68.7
Namath	179	90	1,259	50.3	7.03	5	2.8	12	6.7	72t	61/63	54.7
Davis	17	6	66	35.3	3.88	0	0	0	0	16	0/0	47.7
O'Neal	1	1	2	100	2	0	0	0	0	2	0/0	79.2
Bell	1	0	0	0	0	0	0	1	100	0	0/0	0
<b>Jets</b>	<b>386</b>	<b>193</b>	<b>2,592</b>	<b>50</b>	<b>6.72</b>	<b>14</b>	<b>3.6</b>	<b>22</b>	<b>5.7</b>	<b>72t</b>	<b>35/285</b>	<b>60.1</b>
<b>Opponents</b>	<b>383</b>	<b>165</b>	<b>2,680</b>	<b>43.1</b>	<b>7</b>	<b>20</b>	<b>5.2</b>	<b>23</b>	<b>6</b>	<b>51</b>	<b>35/308</b>	<b>59.5</b>

## 1970 AFC EAST STANDINGS

Baltimore	11	2	1	846
Miami	10	4	0	714
<b>Jets</b>	<b>4</b>	<b>10</b>	<b>0</b>	<b>286</b>
Buffalo	3	10	1	231
Boston	2	12	0	143

## SCORE BY QUARTER

Jets	56	74	82	43	255
Opponents	52	63	86	85	286

## SCORING

Player	TD	Ru	Pt	Re	PAT	FG	S	TP
J. Turner	0	0	0	0	0	28/28	19/35	0
Nock	6	5	1	0	0	0	0	36
Boozier	5	5	0	0	0	0	0	30
Sauer	4	0	4	0	0	0	0	24
Caster	3	0	3	0	0	0	0	18
Bell	2	0	2	0	0	0	0	12
Lammons	2	0	2	0	0	0	0	12
Grantham	1	0	1	0	0	0	0	6
Mercin	1	0	1	0	0	0	0	6
Snell	1	1	0	0	0	0	0	6
Tannen	1	0	0	1	0	0	0	6
Thomas	1	0	1	0	0	0	0	6
White	1	0	1	0	0	0	0	6
Elliott	0	0	0	0	0	0	1	2
<b>Jets</b>	<b>28</b>	<b>11</b>	<b>14</b>	<b>3</b>	<b>28/28</b>	<b>19/35</b>	<b>1</b>	<b>255</b>
<b>Opponents</b>	<b>33</b>	<b>7</b>	<b>20</b>	<b>6</b>	<b>32/33</b>	<b>18/32</b>	<b>1</b>	<b>286</b>

## RUSHING

Player	No.	Yds.	Avg.	Lg	TD
Boozier	139	581	4.2	27	5
Nock	135	402	3.0	19	5
White	70	215	3.1	16	0
Snell	64	281	4.4	19	1
Woodall	28	110	3.9	27	0
Mercin	20	44	2.2	10	0
Davis	2	11	5.5	10	0
Bell	2	-7	-3.5	0	0
O'Neal	1	16	16.0	16	0
Turner	1	1	1.0	1	0
Namath	1	-1	-1.0	-1	0
<b>Jets</b>	<b>463</b>	<b>1,653</b>	<b>3.6</b>	<b>27</b>	<b>11</b>
<b>Opponents</b>	<b>408</b>	<b>1,283</b>	<b>3.1</b>	<b>40</b>	<b>7</b>

## KICK RETURNS

Player	No.	Yds.	Avg.	Lg	TD
Battle	40	891	22.3	41	0
McClain	4	70	17.5	27	0
Mercin	4	32	8.0	20	0
Bell	3	61	20.3	28	0
Leonard	1	35	35.0	35	0
Nock	1	18	18.0	18	0
Caster	1	0	0.0	0	0
Onkotz	1	0	0.0	0	0
Tannen	1	-1	-1.0	-1	0
<b>Jets</b>	<b>56</b>	<b>1,106</b>	<b>19.8</b>	<b>41</b>	<b>0</b>
<b>Opponents</b>	<b>58</b>	<b>1,210</b>	<b>20.9</b>	<b>95</b>	<b>2</b>

## PUNTING

Player	No.	Yds.	Avg.	Net	Tb	Lg	Bk
O'Neal	73	2,925	40.1	33.2	6	64	1
<b>Jets</b>	<b>73</b>	<b>2,925</b>	<b>40.1</b>	<b>33.2</b>	<b>6</b>	<b>64</b>	<b>1</b>
<b>Opponents</b>	<b>68</b>	<b>2,646</b>	<b>38.9</b>	<b>35.5</b>	<b>4</b>	<b>65</b>	<b>1</b>

## PUNT RETURNS

Player	No.	Pt	Yds.	Avg.	Lg	TD
Battle	19	15	117	6.2	21	0
Bell	7	5	33	4.7	12	0
<b>Jets</b>	<b>26</b>	<b>20</b>	<b>150</b>	<b>5.8</b>	<b>21</b>	<b>0</b>
<b>Opponents</b>	<b>42</b>	<b>16</b>	<b>380</b>	<b>9.0</b>	<b>62</b>	<b>0</b>

## FIELD GOALS

Player	1-9	20-29	30-39	40-49	50+
J. Turner	2/2	8/9	7/11	2/10	0/3
<b>Jets</b>	<b>2/2</b>	<b>8/9</b>	<b>7/11</b>	<b>2/10</b>	<b>0/3</b>
<b>Opponents</b>	<b>8/9</b>	<b>5/7</b>	<b>2/5</b>	<b>3/7</b>	<b>0/4</b>

J. Turner: (50N) (25G) (32N, 46N, 45N, 38N, 44N, 22G) (45B, 17G, 35G) (38N, 46N, 41G, 42G) (50N, 29G, 33G) (31G) (77G) (39N, 23G) (50N, 43N, 37G) (35G, 20G) (40N, 40N, 25N, 32G, 32G) (21G) (25G, 29G) (34N, 28G, 18G, 28G) (52N, 46N, 9G) (25G, 37G) (44B) (30N, 19G, 15G) (50N, 35N, 9G) (28N, 51N, 53N, 43G) ( ) (40G, 13G, 21G) (28B)

**Usual Starters: Offense:** WR George Sauer, LT Winston Hill, LG Randy Rasmussen, C John Schmitt, RB Dave Herman, RT Dave Foley, TE Peter Lammons, WR Don Maynard, QB Joe Namath/Al Woodall, RB George Nock, FB Emerson Boozier.

**Defense:** LE Gerry Philbin, LT Mark Lomas, RT John Elliott, RE Verlon Biggs, LLB Ralph Baker, MLB Al Atkinson, RLB Larry Grantham, LCB Steve Tannen, RCB Earlie Thomas, LS Gus Holloman, RCB W.K. Hicks.

**Coaching Staff:** Walt Michaels, Linebackers and Defensive Backfield; Joe Spencer, Offensive Line; Buddy Ryan, Defensive Line; Ken Meyer, Receivers Coach.

NFL Pro Bowl: DT John Elliott, T Winston Hill.

## TEAM STATISTICS

	Jets	Opp.
Total First Downs	230	216
By Rushing	90	65
By Passing	122	122
By Penalty	18	29
Third Down: Md/Att.	74/210	69/191
Third Down: Eff.	35.2	36.1
Fourth Down: Md/Att.	0/0	1/1
Fourth Down: Eff.	-	100
Total Net Yards	3,960	3,655
Avg. per Game	282.9	261.1
Total Offensive Plays	804	826
Avg. per Play	4.5	4.4
Net Yards Rushing	1,653	1,283
Total Rushing Plays	463	408
Avg. per Rush	3.6	3.1
Avg. per Game	118.1	91.6
Net Yards Passing	2,307	2,372
Avg. per Game	164.8	169.4
Sacked/Yards Lost	35/285	35/308
Gross Yards Passing	2,592	2,680
Att./Completions	386/193	383/165
Completion Pct.	50	43.1
Had Intercepted	22	23
Punts/Avg.	73/40.1	68/38.9
Punt Return/Avg.	5.8	9.0
Net Punting Avg.	73/33.2	68/35.5
Penalties/Yards	88/1,022	70/655
Fumbles/Lost	20/11	22/11
Touchdowns	28	33
Rushing	11	7
Passing	14	20
Returns	3	6

HISTORY

# NEW YORK JETS - 1971 SEASON (6-8)

Head Coach: Weeb Ewbank - Fourth in the AFC East - Home Stadium: Shea Stadium

Date	W-L	Score	Opponents	Attendance
9/9	L	0-22	at Baltimore	56,458
9/27	L	10-17	at St. Louis	50,358
10/3	W	14-10	at Miami	70,670
10/10	L	0-20	at New England	61,357
10/17	W	28-17	Buffalo	61,948
10/24	L	14-30	Miami	62,130
10/31	L	21-49	at San Diego	44,786
11/7	W	13-10	Kansas City	62,812
11/14	L	13-14	Baltimore	63,947
11/21	W	20-7	at Buffalo	41,577
11/28	L	21-24	San Francisco	63,936
12/4	L	10-52	at Dallas	66,689
12/12	W	13-6	New England	63,175
12/19	W	35-21	Cincinnati	63,151

## PASSING

Player	Att.	Cmp.	Yards	Cmp. %	Yds./Att.	TD	TD %	Int.	Int %	Lg	Str/Yds	Rating
Davis	121	49	624	40.5	5.16	10	8.3	8	6.6	44	14/92	57.3
Namath	59	28	537	47.0	9.10	5	8.5	6	10.2	74	0/0	68.2
Woodall	97	42	395	43.3	4.07	0	0.0	2	2.1	26	9/1	46.5
O'Neil	1	0	0	0.0	0.00	0	0.0	0	0.0	0	0/0	39.6
<b>Jets</b>	<b>278</b>	<b>119</b>	<b>1,556</b>	<b>5.60</b>	<b>5.6</b>	<b>15</b>	<b>5.4</b>	<b>16</b>	<b>5.8</b>	<b>74</b>	<b>23/77</b>	<b>55.1</b>
<b>Opponents</b>	<b>342</b>	<b>163</b>	<b>2,285</b>	<b>6.68</b>	<b>6.68</b>	<b>17</b>	<b>5.0</b>	<b>13</b>	<b>3.8</b>	<b>51</b>	<b>27/230</b>	<b>70.4</b>

## 1971 AFC EAST STANDINGS

Miami	10	3	1	769
Baltimore	10	4	0	714
New England	6	8	0	429
<b>Jets</b>	<b>6</b>	<b>8</b>	<b>0</b>	<b>429</b>
Buffalo	1	13	0	.071

## SCORE BY QUARTER

Jets	45	65	45	57	212
Opponents	69	84	81	65	299

## KICK RETURNS

Player	No.	Yds.	Avg.	Lg	TD
Farasopoulos	25	545	21.8	30	0
Studdard	15	329	21.9	37	0
Wise	8	210	26.3	41	0
Nock	5	71	14.2	35	0
Harkey	1	2	2.0	2	0
McClain	1	11	11.0	11	0
<b>Jets</b>	<b>55</b>	<b>1,168</b>	<b>21.2</b>	<b>41</b>	<b>0</b>
<b>Opponents</b>	<b>34</b>	<b>906</b>	<b>26.6</b>	<b>101</b>	<b>1</b>

## PUNTING

Player	No.	Yds.	Avg.	Net	Td	Lg	Blk
O'Neil	78	3,026	38.8	33.4	3	58	0
<b>Jets</b>	<b>78</b>	<b>3,026</b>	<b>38.8</b>	<b>33.4</b>	<b>3</b>	<b>58</b>	<b>0</b>
<b>Opponents</b>	<b>65</b>	<b>2,477</b>	<b>38.1</b>	<b>34.5</b>	<b>4</b>	<b>60</b>	<b>3</b>

## PUNT RETURNS

Player	No.	FC	Yds.	Avg.	Lg	TD
Farasopoulos	19	11	155	8.2	19	0
Studdard	4	1	3	0.8	3	0
Hicks	1	0	0	0.0	0	0
Bell	1	2	-3	-3.0	-3	0
<b>Jets</b>	<b>25</b>	<b>14</b>	<b>155</b>	<b>6.2</b>	<b>19</b>	<b>0</b>
<b>Opponents</b>	<b>41</b>	<b>21</b>	<b>359</b>	<b>8.8</b>	<b>65</b>	<b>0</b>

## FIELD GOALS

Player	1-9	20-29	30-39	40-49	50+
Howfield	1/1	1/3	5/7	1/7	0/1
<b>Jets</b>	<b>1/1</b>	<b>1/3</b>	<b>5/7</b>	<b>1/7</b>	<b>0/1</b>
<b>Opponents</b>	<b>3/3</b>	<b>4/5</b>	<b>3/5</b>	<b>3/10</b>	<b>1/2</b>

Howfield: ( ) (5IN, 22N, 25G) (48N) ( ) (37N) (44N) ( ) (30G, 39G) (22B) (33N, 42N, 37G, 31G) (41N) (35G) (42N, 16G, 42G) (40N)  
Opponents: (38G, 21G, 21G) (19G) (49N, 40N, 43G) (53N, 36N) (51G) (25G, 31G, 14G) ( ) (39N, 19G) ( ) (21N, 49N) (25G) (47N, 45G) (34G, 47G) (43N, 44N, 49N)

## SCORING

Player	TD	Ru	Pa	Int	PAT	FG	S	TP
Howfield	0	0	0	0	25/26	8/19	0	49
Boozier	6	5	1	0	0	0	0	36
Caster	6	0	6	0	0	0	0	36
Nock	5	3	2	0	0	0	0	30
Riggins	3	1	2	0	0	0	0	18
Maynard	2	0	2	0	0	0	0	12
McClain	2	2	0	0	0	0	0	12
Bell	1	0	1	0	0	0	0	6
Davis	1	1	0	0	0	0	0	6
Lammons	1	0	1	0	0	0	0	6
Baker	0	0	0	0	0	0	0	1
<b>Jets</b>	<b>27</b>	<b>12</b>	<b>15</b>	<b>0</b>	<b>25/26</b>	<b>8/19</b>	<b>0</b>	<b>212</b>
<b>Opponents</b>	<b>37</b>	<b>18</b>	<b>17</b>	<b>2</b>	<b>34/35</b>	<b>14/25</b>	<b>0</b>	<b>299</b>

## TEAM STATISTICS

	Jets	Opp.
Total First Downs	202	235
By Rushing	115	118
By Passing	67	101
By Penalty	20	16
Third Down: Md/Att.	70/188	79/194
Third Down: Eff.	37.2	40.7
Fourth Down: Md/Att.	0/3	0/0
Fourth Down: Eff.	0.0	0.0
Total Net Yards	3,267	4,357
Avg. per Game	233.4	311.2
Total Offensive Plays	786	841
Avg. per Play	4.2	5.2
Net Yards Rushing	1,888	2,302
Total Rushing Plays	495	472
Avg. per Rush	3.9	4.9
Avg. per Game	134.9	164.4
Net Yards Passing	1,379	2,055
Avg. per Game	98.5	146.8
Sacked/Yards Lost	23/177	27/230
Gross Yards Passing	1,556	2,285
Att./Completions	278/119	342/163
Completion Pct.	42.8	47.7
Had Intercepted	16	13
Possession Avg.	30:00	25:43
Punts/Avg.	78/38.8	65/38.1
Punt Return/Avg.	6.2	8.8
Net Punting Avg.	78/33.4	65/34.5
Penalties/Yards	70/612	81/814
Fumbles/Lost	30/14	35/10
Touchdowns	27	37
Rushing	12	18
Passing	15	17
Returns	0	2

## RUSHING

Player	No.	Yds.	Avg.	Lg	TD
Riggins	180	769	4.3	25	1
Boozier	188	618	3.3	19	5
Davis	18	154	8.6	24	1
Nock	48	137	2.9	17	3
McClain	12	108	9.0	65	2
Harkey	20	62	3.1	10	0
Woodall	13	26	2.0	7	0
Caster	2	10	5.0	17	0
Maynard	1	2	2.0	2	0
Namath	3	-1	-0.3	1	0
<b>Jets</b>	<b>485</b>	<b>1,888</b>	<b>3.9</b>	<b>65</b>	<b>12</b>
<b>Opponents</b>	<b>472</b>	<b>2,302</b>	<b>4.9</b>	<b>67</b>	<b>18</b>

## RECEIVING

Player	No.	Yds.	Avg.	Lg	TD
Riggins	36	231	6.4	32	2
Caster	26	454	17.5	57	6
Maynard	21	408	19.4	74	2
Boozier	11	120	10.9	36	1
Lammons	8	149	18.6	27	1
Nock	6	44	7.3	19	2
Bell	5	110	22.0	31	1
Harkey	5	28	5.6	10	0
Arthur	1	12	12.0	12	0
<b>Jets</b>	<b>119</b>	<b>1,556</b>	<b>13.1</b>	<b>74</b>	<b>15</b>
<b>Opponents</b>	<b>163</b>	<b>2,285</b>	<b>14.0</b>	<b>51</b>	<b>17</b>

## INTERCEPTIONS

Player	No.	Yds.	Avg.	Lg	TD
Hicks	4	46	11.5	26	0
Atkinson	2	19	9.5	17	0
Dockery	2	13	6.5	13	0
Hollomon	2	2	1.0	2	0
Wise	1	33	33.0	33	0
Crane	1	23	23.0	23	0
Grantham	1	0	0.0	0	0
<b>Jets</b>	<b>13</b>	<b>136</b>	<b>10.5</b>	<b>33</b>	<b>0</b>
<b>Opponents</b>	<b>16</b>	<b>279</b>	<b>17.4</b>	<b>57</b>	<b>1</b>

**Usual Starters: Offense:** WR Richard Caster, LT Bob Sivhus, LG Randy Rasmussen, C John Schmitt, RG Dave Herman, RT Winston Hill, TE Pete Lammons, WR Don Maynard, QB Joe Namath, RB Emerson Boozier, FB John Riggins.

**Defense:** LE Gerry Philbin, LT John Little/Roger Finnie, RT Chuck Hinton, RE Mark Lomas, LLB Ralph Baker, MLB Al Atkinson, RLB Larry Grantham, LCB John Dockery/Rich Sowells, RCB Earlie Thomas, LS Phil Wise, RS WK Hicks.

**Coaching Staff:** Walt Michaels, Linebackers and Defensive Backfield: C. W. (Wimp) Hewgley, Offensive Line: Buddy Ryan, Defensive Line: Ken Meyer, Receivers Coach: Ed Biles, Talent Scout and Assistant Coach.

**NFL Pro Bow:** T Winston Hill.



# NEW YORK JETS - 1972 SEASON (7-7)

Head Coach: Weeb Ewbank - Second in the AFC East - Home Stadium: Shea Stadium

Date	W-L	Score	Opponents	Attendance
9/17	W	41-24	at Buffalo	46,206
9/24	W	44-34	at Baltimore	56,626
10/1	L	20-26	at Houston	51,423
10/8	L	17-27	Miami	63,841
10/15	W	41-3	at New England	60,999
10/22	W	24-20	Baltimore	62,948
10/29	W	34-10	New England	62,867
11/5	L	17-35	Washington	62,692
11/11	W	41-3	Buffalo	62,853
11/19	L	24-28	at Miami	78,166
11/23	L	20-37	at Detroit	54,418
12/3	W	18-17	New Orleans	62,496
12/11	L	16-24	at Oakland	54,843
12/17	L	10-26	Cleveland	62,614

## PASSING

Player	Att.	Cmp.	Yards	Cmp. %	Yds/Att.	TD	TD %	Int.	Int. %	Lg	Sck/Yds	Rating
Namath	324	162	2,816	50.0	8.69	19	5.9	21	6.5	821	11/101	72.5
Davis	22	10	114	45.5	5.18	2	9.1	1	4.5	35	6/52	72.9
McClain	1	0	0	0.0	0.00	0	0.0	0	0.0	0	0/0	39.6
<b>Jets</b>	<b>347</b>	<b>172</b>	<b>2,930</b>	<b>49.60</b>	<b>8.44</b>	<b>21</b>	<b>6.1</b>	<b>22</b>	<b>6.3</b>	<b>831</b>	<b>17/153</b>	<b>72.3</b>
<b>Opponents</b>	<b>363</b>	<b>186</b>	<b>2,888</b>	<b>51.2</b>	<b>7.96</b>	<b>18</b>	<b>5.0</b>	<b>19</b>	<b>5.2</b>	<b>891</b>	<b>27/251</b>	<b>72</b>

## 1972 AFC EAST STANDINGS

Team	W	L	T	Pts
Miami	14	0	0	1,000
<b>Jets</b>	<b>7</b>	<b>7</b>	<b>0</b>	<b>500</b>
Baltimore	5	9	0	357
Buffalo	4	9	1	321
New England	3	11	0	241

## SCORE BY QUARTER

Team	1st	2nd	3rd	4th	Total
Jets	99	118	49	101	367
Opponents	46	116	57	105	324

## KICK RETURNS

Player	No.	Yds.	Avg.	Lg	TD
Farasopoulos	26	627	24.1	51	0
Wise	9	211	23.4	33	0
Bjorklund	7	150	21.4	27	0
Hicks	4	73	18.3	23	0
Turner	3	57	19.0	22	0
Kirksey	2	33	16.5	17	0
McClain	2	45	22.5	26	0
Barkum	1	0	0.0	0	0
Snell	1	14	14.0	14	0
Zapalac	1	8	8.0	8	0
<b>Jets</b>	<b>56</b>	<b>1,218</b>	<b>21.8</b>	<b>51</b>	<b>0</b>
<b>Opponents</b>	<b>47</b>	<b>1,386</b>	<b>29.5</b>	<b>53</b>	<b>1</b>

## PUNTING

Player	No.	Yds.	Avg.	Net	Td	Lg	Bk
O'Neal	51	2,006	39.3	33.9	2	57	1
<b>Jets</b>	<b>51</b>	<b>2,006</b>	<b>39.3</b>	<b>33.9</b>	<b>2</b>	<b>57</b>	<b>1</b>
<b>Opponents</b>	<b>56</b>	<b>2,206</b>	<b>39.4</b>	<b>34.0</b>	<b>2</b>	<b>56</b>	<b>0</b>

## PUNT RETURNS

Player	No.	FC	Yds.	Avg.	Lg	TD
Farasopoulos	17	17	179	10.5	65t	1
Tuner	5	1	38	7.6	16	0
Hicks	3	0	25	8.3	20	0
<b>Jets</b>	<b>25</b>	<b>18</b>	<b>242</b>	<b>9.7</b>	<b>65t</b>	<b>1</b>
<b>Opponents</b>	<b>23</b>	<b>9</b>	<b>239</b>	<b>10.4</b>	<b>42</b>	<b>0</b>

## FIELD GOALS

Player	1-19	20-29	30-39	40-49	50+
Howfield	7/8	7/7	11/15	2/7	0/0
<b>Jets</b>	<b>7/8</b>	<b>7/7</b>	<b>11/15</b>	<b>2/7</b>	<b>0/0</b>
<b>Opponents</b>	<b>7/7</b>	<b>8/11</b>	<b>4/7</b>	<b>3/7</b>	<b>0/0</b>

Howfield: (35G,11G) (43N, 48B, 14G) (8G,32G) (18G) (37G, 37G) (29G) (39N, 21G, 31G) (13G, 37N) (13G, 37N) (26G, 25G) (33G) (39N, 47N, 42N, 13G, 20G) (48N, 30G, 39G, 31G, 23G, 33G, 42G) (39N, 25G, 30G, 42G) (18N, 19G)

Opponents: (48G) (28N, 14G, 32G) (12G, 20G, 20G, 12G) (27G, 38N, 44N, 43G) (50N, 36G, 25G) (44N, 33N, 41N, 22G, 28G) (20G) (50N) (9G) (42N) (15G, 21G, 37G) (23N, 31G) (22N, 48G) (8G, 13G)

**Usual Starters: Offense:** WR Ed Bell, LT Bob Swihus, LG Randy Rasmussen, C John Schmitt, RG Dave Herman, RT Winston Hill, TE Richard Caster, WR Don Maynard, OB Joe Namath, RB Emerson Boozer, FB John Riggins.

**Defense:** LE Gerry Philbin, LT John Little, RT John Elliott, RE Mark Lomas, LLB Ralph Baker, MLB Al Atkinson, RLB Larry Grantham, LCB Steve Tannen, RCB Earle Thomas, LS Fus Holloman, RS Chris Farasopoulos, Steven Tannen.

**Coaching Staff:** Walt Michaels, Linebackers and Defensive Backfield; C. W. (Wimp) Hewgley, Offensive Line; Buddy Ryan, Defensive Line; Ken Meyer, Receivers Coach; Ed Biles, Defensive Backs.

**NFL Pro Bow:** TE Richard Caster, T Winston Hill, QB Joe Namath.

## SCORING

Player	TD	Ru	Pt	Rt	PAT	FG	S	TP
Howfield	0	0	0	0	40/41	27/37	0	121
Boozer	14	11	3	0	0	0	0	84
Caster	10	0	10	0	0	0	0	60
Riggins	8	7	1	0	0	0	0	48
Barkum	2	0	2	0	0	0	0	12
Bell	2	0	2	0	0	0	0	12
Maynard	2	0	2	0	0	0	0	12
Farasopoulos	1	0	1	0	0	0	0	6
Rasmussen	1	0	1	0	0	0	0	6
Stewart	1	0	1	0	0	0	0	6
<b>Jets</b>	<b>41</b>	<b>18</b>	<b>21</b>	<b>2</b>	<b>40/41</b>	<b>27/37</b>	<b>0</b>	<b>367</b>
<b>Opponents</b>	<b>37</b>	<b>16</b>	<b>18</b>	<b>3</b>	<b>36/37</b>	<b>22/33</b>	<b>0</b>	<b>324</b>

## TEAM STATISTICS

	Jets	Opp.
Total First Downs	250	225
By Rushing	106	121
By Passing	117	118
By Penalty	27	16
Third Down: Md/Att.	73/172	79/179
Third Down: Eff.	42.3	44.1
Fourth Down: Md/Att.	3/4	1/1
Fourth Down: Eff.	75.0	100.0
Total Net Yards	4,787	4,709
Avg. per Game	5.8	336.4
Total Offensive Plays	825	866
Avg. per Play	341.9	5.4
Net Yards Rushing	2,010	2,072
Total Rushing Plays	461	476
Avg. per Rush	4.4	4.4
Avg. per Game	143.6	148.0
Net Yards Passing	2,777	2,637
Avg. per Game	198.4	188.4
Sacked/Yards Lost	107/153	27/251
Gross Yards Passing	2,930	2,888
Att./Completions	347/172	363/186
Completion Pct.	49.6	51.2
Had Intercepted	22	19
Possession Avg.	12:51	47:09
Punts/Avg.	51/39.3	56/39.4
Punt Return/Avg.	97	10.4
Net Punting Avg.	51/33.9	56/34.0
Penalties/Yards	72/687	86/856
Fumbles/Lost	21/9	21/12
Touchdowns	41	37
Rushing	18	16
Passing	21	18
Returns	2	3

## RUSHING

Player	No.	Yds.	Avg.	Lg	TD
Riggins	207	944	4.6	40	7
Boozer	120	549	4.6	37t	11
McClain	59	305	5.2	30	0
Harkey	45	129	2.9	10	0
Bjorklund	15	42	2.8	10	0
Davis	6	32	5.3	20	0
Namath	6	8	1.3	2	0
Caster	2	6	3.0	6	0
Bell	1	-5	-5.0	-5	0
<b>Jets</b>	<b>461</b>	<b>2,010</b>	<b>4.4</b>	<b>40</b>	<b>18</b>
<b>Opponents</b>	<b>476</b>	<b>2,072</b>	<b>4.4</b>	<b>41t</b>	<b>16</b>

## RECEIVING

Player	No.	Yds.	Avg.	Lg	TD
Caster	39	833	21.4	80t	10
Bell	35	629	18.0	83t	2
Maynard	29	510	17.6	41	2
Riggins	21	230	11.0	67t	1
Barkum	16	304	19.0	52	2
Boozer	11	142	12.9	49t	3
Harkey	9	114	12.7	24	0
McClain	6	88	14.7	44	0
Bjorklund	4	54	13.5	35	0
Stewart	2	26	13.0	22	1
<b>Jets</b>	<b>172</b>	<b>2,930</b>	<b>17.0</b>	<b>83t</b>	<b>21</b>
<b>Opponents</b>	<b>168</b>	<b>2,888</b>	<b>15.5</b>	<b>89t</b>	<b>18</b>

## INTERCEPTIONS

Player	No.	Yds.	Avg.	Lg	TD
Tannen	7	125	17.9	32	0
Farasopoulos	2	48	24.0	25	0
Sowells	2	14	7.0	14	0
Baker	2	0	0.0	0	0
Hicks	1	43	43.0	43	0
Holloman	1	25	25.0	25	0
Thomas	1	14	14.0	14	0
Atkinson	1	7	7.0	7	0
Crane	1	4	4.0	4	0
Taylor	1	2	2.0	2	0
<b>Jets</b>	<b>19</b>	<b>282</b>	<b>14.8</b>	<b>43</b>	<b>0</b>
<b>Opponents</b>	<b>22</b>	<b>271</b>	<b>12.3</b>	<b>56</b>	<b>1</b>

# NEW YORK JETS - 1973 SEASON (4-10)

Head Coach: Weeb Ewbank - Fourth in the AFC East - Home Stadium: Shea Stadium

Date	W-L	Score	Opponents	Attendance
9/17	L 7-23		Green Bay (at Milwaukee, WI)	47,124
9/23	W 34-10		at Baltimore	55,942
9/30	L 7-9		at Buffalo	77,425
10/7	L 3-31		at Miami	63,850
10/14	W 9-7		at New England	57,781
10/21	L 14-26		at Pittsburgh	48,682
10/28	L 28-40		Denver	55,108
11/4	L 14-24		Miami	57,491
11/11	W 33-13		New England	51,034
11/18	L 14-20		at Cincinnati	55,745
11/25	L 20-28		Atlanta	61,327
12/2	W 20-17		Baltimore	51,167
12/9	L 23-24		at Philadelphia	34,621
12/16	L 14-34		at Buffalo	47,740

## PASSING

Player	Att.	Cmp.	Yards	Cmp. %	Yds/Att.	TD	TD %	Int.	Int %	Lg	Str/Yds	Rating
Waddell	201	101	1,228	50.2	6.11	9	4.5	8	4.0	56 1/2	19/127	67
Namath	133	68	966	51.1	7.26	5	3.8	6	4.5	63	10/1	68
Demory	39	12	159	30.8	4.08	2	5.1	8	20.5	31 1/2	8/1	22
<b>Jets</b>	<b>373</b>	<b>181</b>	<b>2,353</b>	<b>48.5</b>	<b>6.31</b>	<b>16</b>	<b>4.3</b>	<b>22</b>	<b>5.9</b>	<b>63</b>	<b>37/297</b>	<b>58</b>
<b>Opponents</b>	<b>296</b>	<b>150</b>	<b>2,148</b>	<b>50.7</b>	<b>7.26</b>	<b>18</b>	<b>6.1</b>	<b>19</b>	<b>6.4</b>	<b>76 1/2</b>	<b>26/198</b>	<b>68</b>

## 1973 AFC EAST STANDINGS

Miami	12	2	0	.857
Buffalo	9	5	0	.643
New England	5	9	0	.357
<b>Jets</b>	<b>4</b>	<b>10</b>	<b>0</b>	<b>.286</b>
Baltimore	4	10	0	.286

## SCORE BY QUARTER

Jets	58	64	54	64	240
Opponents	71	104	61	70	306

## KICK RETURNS

Player	No.	Yds.	Avg.	Lg	TD
Adkins	31	615	19.8	38	0
Bjorklund	9	175	19.4	34	0
Adams	5	79	15.8	26	0
McClain	5	89	17.8	21	0
Owens	2	103	51.5	82 1/2	1
<b>Jets</b>	<b>52</b>	<b>1,061</b>	<b>20.4</b>	<b>82 1/2</b>	<b>1</b>
<b>Opponents</b>	<b>44</b>	<b>1,021</b>	<b>23.2</b>	<b>51</b>	<b>0</b>

## PUNTING

Player	No.	Yds.	Avg.	Net	Tb	Lg	Bk
Fagan	74	2,744	37.1	29.9	6	58	2
<b>Jets</b>	<b>74</b>	<b>2,744</b>	<b>37.1</b>	<b>29.9</b>	<b>6</b>	<b>58</b>	<b>2</b>
<b>Opponents</b>	<b>67</b>	<b>2,737</b>	<b>40.9</b>	<b>36.6</b>	<b>6</b>	<b>61</b>	<b>0</b>

## PUNT RETURNS

Player	No.	FC	Yds.	Avg.	Lg	TD
Farasopoulos	14	10	111	7.9	23	0
Turner	11	4	54	4.9	10	0
Tannen	2	4	0	0.0	0	0
<b>Jets</b>	<b>27</b>	<b>21</b>	<b>165</b>	<b>6.1</b>	<b>23</b>	<b>0</b>
<b>Opponents</b>	<b>36</b>	<b>18</b>	<b>411</b>	<b>11.4</b>	<b>53</b>	<b>1</b>

## FIELD GOALS

Player	1-19	20-29	30-39	40-49	50+
Howfield	4/4	5/6	5/7	3/6	0/1
<b>Jets</b>	<b>4/4</b>	<b>5/6</b>	<b>5/7</b>	<b>3/6</b>	<b>0/1</b>
<b>Opponents</b>	<b>10/10</b>	<b>5/6</b>	<b>3/9</b>	<b>4/6</b>	<b>1/2</b>

Howfield: (41N) (22G, 16G) (39N) (38G) (40G, 39G, 22G) ( ) (47N) (46N, 51N) (44G, 22G, 28G, 39G) ( ) (14G, 24G) (32N, 30G, 18G) (28N, 34G, 16G, 41G) ( )

Opponents: (9G, 37G, 10G) (17G) (34N, 42G, 20G, 42G) (30N, 27N, 19G) (34N) (33G, 31N, 27G, 29G, 36G, 13G) (21G, 47G, 19G, 33G) (53B, 20G) ( ) (16G, 51G) (37N) (46N, 50N, 17G) (44N, 40G) (12G, 11G)

**Usual Starters: Offense:** WR Jerome Barkum, LT Robert Woods, LG Randy Rasmussen, C John Schmitt, RG Dave Herman, RT Winston Hill, TE Richard Caster, WR Ed Bell, QB Al Waddell, RB Emerson Boozer, FB John Riggins.

**Defense:** LE Ed Gallagher, LT John Little, RT John Elliott, RE Mark Lomas, LLB Ralph Baker, MLB John Ebersole, RLB Bill Ferguson, LCB Delle Howell, RCB Earle Thomas, LS Burgess Owens, RS Chris Farasopoulos.

**Coaching Staff:** Charley Winner, Linebackers and Defensive Backfield: C. W. (Wimp) Hewgley, Offensive Line: Buddy Ryan, Defensive Line: Ken Meyer, Receivers Coach: Ed Biles, Defensive Backs Coach: Mike Holovak, Offense: Ken Shipp, Receivers: Jess Thompson, Assistant Coach: Carroll Huntress, Assistant Coach.

**Pro Bowl:** WR Jerome Barkum, T Winston Hill.

## SCORING

Player	TD	Ru	Pt	Pat	FG	S	TP
Howfield	0	0	0	0	27/27	17/24	0
Barkum	6	0	6	0	0	0	36
Boozer	6	3	3	0	0	0	36
Caster	4	0	4	0	0	0	24
Riggins	4	4	0	0	0	0	24
Debell	2	0	2	1	0	0	12
Baker	1	0	0	0	0	0	6
Knight	1	0	1	1	0	0	6
Owens	1	0	0	1	0	0	6
Sowells	1	0	0	1	0	0	6
Wise	1	0	0	1	0	0	6
<b>Jets</b>	<b>37</b>	<b>7</b>	<b>16</b>	<b>4</b>	<b>27/27</b>	<b>17/24</b>	<b>0</b>
<b>Opponents</b>	<b>24</b>	<b>12</b>	<b>18</b>	<b>4</b>	<b>33/34</b>	<b>23/34</b>	<b>0</b>
<b>Opponents</b>	<b>34</b>	<b>12</b>	<b>18</b>	<b>4</b>	<b>33/34</b>	<b>23/34</b>	<b>0</b>

## TEAM STATISTICS

	Jets	Opp.
Total First Downs	222	226
By Rushing	95	116
By Passing	109	101
By Penalty	18	9
Third Down: Md/Att.	69/193	75/195
Third Down: Eff.	35.8	38.5
Fourth Down: Md/Att.	0/1	0/1
Fourth Down: Eff.	0.0	0.0
Total Net Yards	3,920	4,178
Avg. per Game	280.0	298.4
Total Offensive Plays	863	860
Avg. per Play	4.5	4.9
Net Yards Rushing	1,864	2,228
Total Rushing Plays	453	538
Avg. per Rush	4.1	4.1
Avg. per Game	133.1	159.1
Net Yards Passing	2,056	1,950
Avg. per Game	146.9	139.3
Sacked/Yards Lost	37/297	26/198
Gross Yards Passing	2,353	2,148
Att./Completions	63/181	296/150
Completion Pct.	48.5	50.7
Had Intercepted	22	19
Possession Avg.	25:43	34:17
Punts/Avg.	74/37.1	67/40.9
Punt Return/Avg.	6.1	11.4
Net Punting Avg.	74/29.9	67/36.6
Penalties/Yards	62/575	86/785
Fumbles/Lost	32/17	30/17
Touchdowns	27	34
Rushing	7	12
Passing	16	18
Returns	4	4





# NEW YORK JETS - 1975 SEASON (3-11)

Head Coach: Charley Winner (2-7), Ken Shipp (1-4) - Fourth in the AFC East - Home Stadium: Shea Stadium

Date	W-L	Score	Opponents	Attendance
9/21	L	14-42	at Buffalo	77,837
9/28	W	30-24	at Kansas City	73,929
10/5	W	36-7	New England	57,365
10/12	L	21-29	at Minnesota	47,739
10/19	L	0-43	Miami	47,911
10/26	L	28-45	Baltimore	55,137
11/2	L	23-24	Buffalo	58,343
11/9	L	7-27	at Miami	72,896
11/16	L	19-52	at Baltimore	52,097
11/23	L	6-37	St. Louis	53,169
11/30	L	7-20	Pittsburgh	52,618
12/7	W	30-28	at New England	53,989
12/15	L	16-24	at San Diego	49,706
12/21	L	21-31	Dallas	37,279

## PASSING

Player	Att.	Cmp.	Yards	Cmp. %	Yds/Att.	TD	TD %	Int.	Int %	Lg	Str/Yds	Rating
Namath	326	157	2,286	48.2	7.01	15	4.6	28	8.6	91	27/253	51
Jones	57	16	181	28.1	3.18	1	1.8	5	8.8	20	1/64	9.6
Gant	1	1	1	100.0	1.00	0	0.0	0	0.0	1	0/0	79.2
<b>Jets</b>	<b>384</b>	<b>174</b>	<b>2,468</b>	<b>45.3</b>	<b>6.43</b>	<b>16</b>	<b>4.2</b>	<b>33</b>	<b>8.6</b>	<b>91</b>	<b>34/317</b>	<b>44.7</b>
<b>Opponents</b>	<b>316</b>	<b>180</b>	<b>2,860</b>	<b>57.0</b>	<b>9.05</b>	<b>26</b>	<b>8.2</b>	<b>15</b>	<b>4.7</b>	<b>90t</b>	<b>19/141</b>	<b>94.9</b>

## 1975 AFC EAST STANDINGS

Baltimore	10	4	0	714
New England	10	4	0	714
Miami	8	6	0	571
<b>Jets</b>	<b>3</b>	<b>11</b>	<b>0</b>	<b>214</b>
Buffalo	3	11	0	214

## SCORE BY QUARTER

Jets	64	72	58	64	258
Opponents	92	119	120	102	433

## KICK RETURNS

Player	No.	Yds.	Avg.	Lg	TD
Piccone	26	637	24.5	53	0
S. Davis	20	483	24.2	46	0
Garrett	7	159	22.7	33	0
Gresham	7	153	21.9	34	0
Taylor	7	151	21.6	36	0
Wood	3	27	9.0	14	0
Jackson	2	52	26.0	28	0
Wise	1	20	20.0	20	0
Word	1	22	22.0	22	0
<b>Jets</b>	<b>74</b>	<b>1,704</b>	<b>23.0</b>	<b>53</b>	<b>0</b>
<b>Opponents</b>	<b>52</b>	<b>1,205</b>	<b>23.2</b>	<b>65</b>	<b>0</b>

## PUNTING

Player	No.	Yds.	Avg.	Net	Tb	Lg	Bk
Gant	59	2,156	36.5	30.6	7	71	3
<b>Jets</b>	<b>59</b>	<b>2,156</b>	<b>36.5</b>	<b>30.6</b>	<b>7</b>	<b>71</b>	<b>3</b>
<b>Opponents</b>	<b>2/25</b>	<b>1,889</b>	<b>33.7</b>	<b>29.5</b>	<b>6</b>	<b>74</b>	<b>2</b>

## PUNT RETURNS

Player	No.	FC	Yds.	Avg.	Lg	TD
Piccone	18	7	74	4.1	10	0
Bell	2	0	42	21.0	34	0
Jackson	1	0	0	0.0	0	0
Sowells	1	0	0	0.0	0	0
<b>Jets</b>	<b>22</b>	<b>7</b>	<b>116</b>	<b>5.3</b>	<b>34</b>	<b>0</b>
<b>Opponents</b>	<b>22</b>	<b>12</b>	<b>208</b>	<b>9.5</b>	<b>50t</b>	<b>1</b>

## FIELD GOALS

Player	1-9	20-29	30-39	40-49	50+
Leahy	0/0	3/3	3/5	7/12	0/1
<b>Jets</b>	<b>0/0</b>	<b>3/3</b>	<b>3/5</b>	<b>7/12</b>	<b>0/1</b>
<b>Opponents</b>	<b>2/2</b>	<b>2/2</b>	<b>5/6</b>	<b>3/6</b>	<b>0/0</b>

Leahy: (1) (32G) (46N, 47G) (46B) (1) (42G, 41G, 31G) (42N, 31B) (45G, 36G) (53N, 47G, 27G) (1) (46B, 38N, 48B, 42G, 27G, 44G) (20G) (1) Opponents: (1) (35G) (1) (40G, 36G) (18G) (46B, 36G) (40G) (1) (36G) (31G) (26G, 19G) (33B) (46N, 49N, 45G) (22G)

**Usual Starters: Offense:** WR Jerome Barkum, LT Robert Woods, LG Randy Rasmussen, C Wayne Mulligan, RB Gary Puetz, RT Winston Hill, TE Richard Caster, WR Ed Bell, QB Joe Namath, RB Carl Garrett, FB John Riggins.

**Defense:** LE Billy Newsome, LT Carl Barzilauskas, RT Ed Galigher, RE Richard Neal, LLB Goodwin Turk, MLB John Ebersole, RLB Rich Lewis, LCB Rich Sowells, RCB Roscoe Word, LS Ed Taylor/Delles Howell.

**Coaching Staff:** Ken Shipp, Offensive Coordinator/Receivers; Dick Yorin, Defensive Coordinator/Defensive Line; Bob Fry, Offensive Line; Jim Spavital, Offensive Backs; Buddy Ryan, Linebackers; Sam Rutigliano, Defensive Backs; Carroll Huntress, Talent Scout and Assistant Coach; Jim Royer, Talent Scout and Assistant Coach; Ed Buckley, Talent Scout and Assistant.

**Pro Bowl:** TE Richard Caster, FB John Riggins.

## SCORING

Player	TD	Ru	Pt	Pat	FG	S	TP
Leahy	0	0	0	0	27/30	13/21	0
Riggins	9	8	1	0	-	-	0
Garrett	6	5	1	0	-	-	0
Barkum	5	0	5	0	-	-	0
Bell	4	0	4	0	-	-	0
Caster	4	0	4	0	-	-	0
Boozier	1	0	1	0	-	-	0
Brister	1	0	0	1	-	-	0
S. Davis	1	1	0	0	-	-	0
Gresham	1	1	0	0	-	-	0
<b>Jets</b>	<b>32</b>	<b>15</b>	<b>16</b>	<b>1</b>	<b>27/30</b>	<b>13/21</b>	<b>0</b>
<b>Opponents</b>	<b>57</b>	<b>25</b>	<b>26</b>	<b>6</b>	<b>53/57</b>	<b>12/16</b>	<b>1</b>

## TEAM STATISTICS

	Jets	Opp.
Total First Downs	266	308
By Rushing	126	155
By Passing	111	133
By Penalty	29	20
Third Down: Md/Att.	80/194	92/178
Third Down: Eff.	41.2	51.7
Fourth Down: Md/Att.	1/1	2/3
Fourth Down: Eff.	100.0	66.7
Total Net Yards	4,230	5,456
Avg. per Game	4.6	389.7
Total Offensive Plays	919	909
Avg. per Play	302.1	6.0
Net Yards Rushing	2,079	2,737
Total Rushing Plays	501	574
Avg. per Rush	41	4.8
Avg. per Game	148.5	195.5
Net Yards Passing	2,151	2,719
Avg. per Game	153.6	194.2
Sacked/Yards Lost	34/317	19/141
Gross Yards Passing	2,468	2,860
Att./Completions	384/174	316/180
Completion Pct.	45.3	57.0
Had Intercepted	33	15
Possession Avg.	38:34	21:26
Punts/Avg.	59/36.5	56/33.7
Punt Return/Avg.	5.3	9.5
Net Punting Avg.	59/30.6	56/29.5
Penalties/Yards	99/799	93/800
Fumbles/Lost	24/8	25/13
Touchdowns	32	57
Rushing	15	25
Passing	16	26
Returns	1	6



## NEW YORK JETS - 1976 SEASON (3-11)

Head Coach: Lou Holtz (3-10), Mike Holovak (0-1) - Fourth in the AFC East - Home Stadium: Shea Stadium

Date	W-L	Score	Opponents	Attendance
9/12	L	17-38	at Cleveland	67,496
9/19	L	3-46	at Denver	62,519
9/26	L	0-16	at Miami	49,754
10/3	L	6-17	at San Francisco	42,961
10/10	W	17-14	Buffalo	52,916
10/18	L	7-41	at New England	50,883
10/24	L	0-20	Baltimore	49,768
10/31	W	19-14	at Baltimore	41,285
11/7	L	7-27	Miami	53,344
11/14	W	34-0	Tampa Bay	46,427
11/21	L	24-38	New England	49,983
11/28	L	16-33	at Baltimore	43,823
12/5	L	16-37	Washington	46,638
12/12	L	3-42	Cincinnati	31,067

### PASSING

Player	Att.	Cmp.	Yards	Cmp. %	Yds/Att.	TD	TD %	Int	Int %	Lg	Str/Yds	Rating
Namath	230	114	1,090	49.6	4.74	4	1.7	16	7.0	35	16/150	39.9
Todd	162	65	870	40.1	5.37	3	1.9	12	7.4	44	29/233	33.2
Gresham	1	1	29	100.0	29.00	0	0.0	0	0.0	29	0/0	118.8
<b>Jets</b>	<b>393</b>	<b>180</b>	<b>1,989</b>	<b>45.8</b>	<b>5.06</b>	<b>7</b>	<b>1.8</b>	<b>28</b>	<b>7.1</b>	<b>44</b>	<b>45/383</b>	<b>37.6</b>
<b>Opponents</b>	<b>374</b>	<b>204</b>	<b>2,468</b>	<b>54.4</b>	<b>6.60</b>	<b>25</b>	<b>6.7</b>	<b>11</b>	<b>2.9</b>	<b>85</b>	<b>16/144</b>	<b>85.1</b>

### 1976 AFC EAST STANDINGS

Baltimore	11	3	0	786
New England	11	3	0	786
Miami	6	8	0	429
<b>Jets</b>	<b>3</b>	<b>11</b>	<b>0</b>	<b>214</b>
Buffalo	2	12	0	343

### SCORE BY QUARTER

Jets	46	53	20	50	169
Opponents	67	135	108	73	383

### KICK RETURNS

Player	No.	Yds.	Avg.	Lg	TD
Piccone	31	788	28.6	58	0
Giammona	23	527	22.9	34	0
Jackson	10	207	20.7	30	0
Denison	6	129	21.5	29	0
Gaines	1	5	5.0	5	0
Hennigan	1	22	22.0	22	0
Osborne	1	8	8.0	8	0
<b>Jets</b>	<b>73</b>	<b>1,602</b>	<b>21.9</b>	<b>58</b>	<b>0</b>
<b>Opponents</b>	<b>39</b>	<b>899</b>	<b>23.1</b>	<b>69</b>	<b>0</b>

### PUNTING

Player	No.	Yds.	Avg.	Net	Tb	In	Lg	Bk
Carrell	81	3,218	39.7	32.6	6	12	72	0
<b>Jets</b>	<b>81</b>	<b>3,218</b>	<b>39.7</b>	<b>32.6</b>	<b>6</b>	<b>12</b>	<b>72</b>	<b>0</b>
<b>Opponents</b>	<b>65</b>	<b>2,671</b>	<b>41.1</b>	<b>32.5</b>	<b>12</b>	<b>15</b>	<b>59</b>	<b>1</b>

### PUNT RETURNS

Player	No.	FC	Yds.	Avg.	Lg	TD
Piccone	21	0	173	8.2	60	1
Giammona	12	1	117	9.8	25	0
Jackson	6	1	-1	-0.2	8	0
Mavuso	1	0	0	0.0	0	0
<b>Jets</b>	<b>40</b>	<b>2</b>	<b>289</b>	<b>7.2</b>	<b>60</b>	<b>1</b>
<b>Opponents</b>	<b>55</b>	<b>5</b>	<b>458</b>	<b>8.3</b>	<b>67</b>	<b>1</b>

### FIELD GOALS

Player	1-9	20-29	30-39	40-49	50+
Leahy	1/1	5/5	2/5	2/5	0/0
<b>Jets</b>	<b>1/1</b>	<b>5/5</b>	<b>2/5</b>	<b>2/5</b>	<b>0/0</b>
<b>Opponents</b>	<b>1/1</b>	<b>8/8</b>	<b>10/13</b>	<b>4/7</b>	<b>0/0</b>

Leahy: (41G) (25G, 48N) (1) (47N) (38G) (1) (20G, 35G) (31N) (21G, 34N, 30G) (19G) (26G) (47G, 49N) (26G)

Opponents: (32G) (20G, 30G) (25G, 26G, 47N, 42G) (31G) (38N) (1) (24G, 35G) (1) (44G, 34G, 36B) (1) (28G) (34G, 34G, 41G, 44N, 38N, 31G) (18G, 23G, 47N, 32G) (25G, 20G, 33G, 47G)

**Usual Starters: Offense:** WR Lou Piccone, LT Robert Woods, LG Randy Rasmussen, C Joe Fields, RG Gary Puetz, RT Winston Hill, TE Richard Caster, WR David Knight, QB Joe Namath, RB Steve Davis, FB Clark Gaines.

**Defense:** LE Lawrence Pillers, LT Carl Barzilauskas, RT Ed Galigner, RE Richard Neal, LLB Greg Buttle, MLB John Ebersole, RLB Bob Martin, LCB Shafer Suggs, RCB Ed Taylor, LS Phil Wise, RS Burgess Owens.

**Coaching Staff:** Walt Michaels, Defensive Coordinator; Bob Fry, Offensive Line; Jim Champion, Defensive Line; Dan Henning, Quarterbacks and Receivers; Joe Gardi, Special Teams; Burley Crowe, Defensive Secondary; Jerry Kirk, Offensive Backs.

### RUSHING

Player	No.	Yds.	Avg.	Lg	TD
Gaines	157	724	4.6	33	3
Davis	94	418	4.4	26	3
Marinano	77	312	4.1	17	2
Giammona	39	150	3.8	35	1
Todd	28	107	3.8	22	1
Gresham	30	92	3.1	24	0
Caster	6	73	12.2	60	0
Buttle	1	26	26.0	26	0
Piccone	1	11	11.0	11	0
Jackson	1	6	6.0	6	0
Namath	2	5	2.5	5	0
Carrell	2	0	0.0	0	0
<b>Jets</b>	<b>438</b>	<b>1,924</b>	<b>4.4</b>	<b>60</b>	<b>10</b>
<b>Opponents</b>	<b>582</b>	<b>2,592</b>	<b>4.5</b>	<b>60</b>	<b>14</b>

### RECEIVING

Player	No.	Yds.	Avg.	Lg	TD
Gaines	41	400	9.8	27	2
Caster	31	391	12.6	41	1
Marinano	21	168	8.0	35	0
Knight	20	403	20.2	44	2
Giammona	15	145	9.7	28	0
Piccone	12	147	12.3	23	0
Gresham	11	66	6.0	13	0
Davis	8	57	7.1	21	0
Satterwhite	7	110	15.7	31	0
Barkum	5	54	10.8	25	1
Buckey	5	36	7.2	14	0
Osborne	2	9	4.5	7	1
Jackson	2	3	1.5	6	0
<b>Jets</b>	<b>180</b>	<b>1,989</b>	<b>11.1</b>	<b>44</b>	<b>7</b>
<b>Opponents</b>	<b>204</b>	<b>2,468</b>	<b>12.1</b>	<b>85</b>	<b>25</b>

### INTERCEPTIONS

Player	No.	Yds.	Avg.	Lg	TD
Sowells	2	46	23.0	27	0
Taylor	2	22	11.0	22	0
Buttle	2	20	10.0	14	0
Matin	2	15	7.5	12	0
Keller	1	31	31.0	31	0
Suggs	1	12	12.0	12	0
Ebersole	1	0	0.0	0	0
<b>Jets</b>	<b>11</b>	<b>146</b>	<b>13.3</b>	<b>31</b>	<b>0</b>
<b>Opponents</b>	<b>28</b>	<b>430</b>	<b>15.4</b>	<b>63</b>	<b>3</b>

### SCORING

Player	TD	Ru	Pa	Rt	PAT	FG	S	TP
Leahy	0	0	0	0	16/20	11/16	0	49
Gaines	5	3	2	0	-	-	0	30
Davis	3	3	0	0	-	-	0	18
Knight	2	0	2	0	-	-	0	12
Marinano	2	2	0	0	-	-	0	12
Barkum	1	0	1	0	-	-	0	6
Buttle	1	0	0	1	-	-	0	6
Caster	1	0	1	0	-	-	0	6
Giammona	1	1	0	0	-	-	0	6
Osborne	1	0	1	0	-	-	0	6
Piccone	1	0	1	0	-	-	0	6
Poole	1	0	0	1	-	-	0	6
Todd	1	1	0	0	-	-	0	6
<b>Jets</b>	<b>20</b>	<b>10</b>	<b>7</b>	<b>3</b>	<b>16/20</b>	<b>11/16</b>	<b>0</b>	<b>169</b>
<b>Opponents</b>	<b>45</b>	<b>14</b>	<b>25</b>	<b>6</b>	<b>42/45</b>	<b>23/29</b>	<b>1</b>	<b>383</b>

### TEAM STATISTICS

	Jets	Opp.
Total First Downs	220	277
By Rushing	104	135
By Passing	93	127
By Penalty	23	15
Third Down: Md/Att.	70/189	101/213
Third Down: Eff.	37	47.4
Fourth Down: Md/Att.	0/0	0/0
Fourth Down: Eff.	0.0	0.0
Total Net Yards	3,530	4,916
Avg. per Game	252.1	351.1
Total Offensive Plays	876	972
Avg. per Play	4	5.1
Net Yards Rushing	1,924	2,592
Total Rushing Plays	438	582
Avg. per Rush	4.4	4.5
Avg. per Game	137.4	185.1
Net Yards Passing	1,606	2,324
Avg. per Game	114.7	166
Sacked/Yards Lost	45/383	16/144
Gross Yards Passing	1,989	2,468
Att./Completions	393/180	374/204
Completion Pct.	45.8	54.5
Had Intercepted	28	11
Possession Avg.	21:26	34:17
Punts/Avg.	81/39.7	65/41.1
Punt Return/Avg.	72	8.3
Net Punting Avg.	81/32.6	66/32.5
Penalties/Yards	71/627	88/796
Fumbles/Lost	44/25	36/21
Touchdowns	20	45
Rushing	10	14
Passing	7	25
Returns	3	6

# NEW YORK JETS - 1977 SEASON (3-11)

Head Coach: Walt Michaels - Fifth in the AFC East - Home Stadium: Shea Stadium

Date	W-L	Score	Opponents	Attendance
9/8	L	0-20	at Houston	39,488
9/25	L	12-20	Baltimore	43,439
10/2	W	30-27	New England	38,227
10/9	W	24-19	at Buffalo	32,046
10/16	L	17-21	at Miami	43,446
10/23	L	27-28	Oakland	56,734
10/30	L	13-24	at New England	61,042
11/6	L	10-14	Miami	51,582
11/13	L	0-17	Seattle	42,923
11/20	L	12-33	at Baltimore	50,957
11/27	L	20-23	Pittsburgh	47,385
12/4	W	16-13	at New Orleans	40,464
12/11	L	10-14	Buffalo	31,929
12/18	L	0-27	at Philadelphia	19,241

## RUSHING

Player	No.	Yds.	Avg.	Lg	TD
Gaines	158	595	3.8	19	3
Dierking	79	315	4.0	21	0
Harper	44	198	4.5	18	0
Long	56	170	3.0	12	0
White	50	151	3.0	27	1
Todd	24	46	1.9	13	2
Robinson	5	45	9.0	19	0
Newton	8	39	4.9	8	0
Domes	4	23	5.8	11	0
Walker	3	25	8.3	11	0
Keller	1	25	25.0	25	0
Diggs	1	16	16.0	16	0
Caster	2	-15	-7.5	-6	0
<b>Jets</b>	<b>437</b>	<b>1,618</b>	<b>3.7</b>	<b>27</b>	<b>6</b>
<b>Opponents</b>	<b>575</b>	<b>2,245</b>	<b>3.9</b>	<b>39</b>	<b>14</b>

## RECEIVING

Player	No.	Yds.	Avg.	Lg	TD
Gaines	55	469	8.5	31	1
Walker	35	740	21.1	87 1/2	3
Barkum	26	450	17.3	40 1/2	6
Harper	21	209	10.0	55	1
Caster	10	205	20.5	58	1
Knight	7	129	18.4	49	0
Newton	5	33	6.6	9	0
Long	5	17	3.4	7	0
Dierking	4	29	7.3	15	1
White	2	5	2.5	3 1/2	1
<b>Jets</b>	<b>170</b>	<b>2,286</b>	<b>13.4</b>	<b>87 1/2</b>	<b>14</b>
<b>Opponents</b>	<b>25</b>	<b>2,587</b>	<b>12.0</b>	<b>53 1/2</b>	<b>23</b>

## INTERCEPTIONS

Player	No.	Yds.	Avg.	Lg	TD
Owens	3	18	6.0	12	0
Buttle	2	54	27.0	44 1/2	1
Parker	1	45	45.0	45	0
Keller	1	36	36.0	36	0
Ebersole	1	0	0.0	0	0
Hardee	1	0	0.0	0	0
Martin	1	0	0.0	0	0
Taylor	1	0	0.0	0	0
<b>Jets</b>	<b>11</b>	<b>153</b>	<b>13.9</b>	<b>45</b>	<b>1</b>
<b>Opponents</b>	<b>26</b>	<b>420</b>	<b>16.2</b>	<b>51</b>	<b>0</b>

## PASSING

Player	Att.	Cmp.	Yards	Cmp. %	Yds/Att.	TD
Todd	265	133	1,863	50.2	7.03	11
Robinson	54	20	310	37	5.74	2
Domes	40	17	113	42.5	2.83	1
Harper	1	0	0	0	0	0
<b>Jets</b>	<b>360</b>	<b>170</b>	<b>2,286</b>	<b>47.2</b>	<b>6.35</b>	<b>14</b>
<b>Opponents</b>	<b>377</b>	<b>275</b>	<b>2,587</b>	<b>51.7</b>	<b>6.86</b>	<b>23</b>

## 1977 AFC EAST STANDINGS

Baltimore	10	4	0	7 1/4
Miami	10	4	0	7 1/4
New England	9	5	0	6 1/4
Buffalo	3	11	0	2 1/4
<b>Jets</b>	<b>3</b>	<b>11</b>	<b>0</b>	<b>2 1/4</b>

## SCORE BY QUARTER

Jets	49	47	20	75	191
Opponents	88	89	44	79	300

## KICK RETURNS

Player	No.	Yds.	Avg.	Lg	TD
Harper	42	1,035	24.6	60	0
Hardee	7	148	21.1	36	0
Dierking	6	91	15.2	20	0
Raba	4	64	16.0	20	0
Marvaso	2	36	18.0	20	0
<b>Jets</b>	<b>61</b>	<b>1,374</b>	<b>22.5</b>	<b>60</b>	<b>0</b>
<b>Opponents</b>	<b>45</b>	<b>946</b>	<b>21.0</b>	<b>100 1/2</b>	<b>1</b>

## PUNTING

Player	No.	Yds.	Avg.	Net	Tb	In	Lg	Blk
Ramsey	62	2,298	37.1	29.6	8	8	61	0
Carrell	14	557	39.8	27.9	1	2	56	0
<b>Jets</b>	<b>76</b>	<b>2,855</b>	<b>37.6</b>	<b>29.3</b>	<b>9</b>	<b>10</b>	<b>61</b>	<b>0</b>
<b>Opponents</b>	<b>313/00</b>	<b>2,758</b>	<b>38.2</b>	<b>28.8</b>	<b>10</b>	<b>9</b>	<b>57</b>	<b>1</b>

## PUNT RETURNS

Player	No.	FC	Yds.	Avg.	Lg	TD
Harper	34	5	425	12.5	49	0
Schroy	3	0	38	12.7	17	0
Hardee	1	0	17	17.0	17	0
<b>Jets</b>	<b>38</b>	<b>5</b>	<b>480</b>	<b>12.6</b>	<b>49</b>	<b>0</b>
<b>Opponents</b>	<b>46</b>	<b>3</b>	<b>448</b>	<b>9.7</b>	<b>71</b>	<b>0</b>

## FIELD GOALS

Player	1-9	20-29	30-39	40-49	50+
Leahy	0/1	7/8	6/8	2/6	0/2
<b>Jets</b>	<b>0/1</b>	<b>7/8</b>	<b>6/8</b>	<b>2/6</b>	<b>0/2</b>
<b>Opponents</b>	<b>0/0</b>	<b>2/3</b>	<b>6/8</b>	<b>2/8</b>	<b>0/2</b>

Leahy: (1) 25G (388, 32G) (35G) (30G, 50B, 40B) (32N, 26N) (36G, 40N, 21G) (37G, 47B) (24G, 22G, 52B) (33G, 47G) (48G, 19G, 29G, 27G) (25G) (1)

Opponents: (41N, 27N, 41N) (1) (44G, 24G) (38N, 24G) (41N) (1) (30G) (43B) (33N, 50G, 43N, 33G) (30G, 31G, 52B) (40N, 37G) (1) (1) (39G, 41G)

**Usual Starters: Offense:** WR Wesley Walker, LT Gary Puetz, LG Randy Rasmussen, C Joe Fields, RG Dan Alexander, RT Marvin Powell, TE Jerome Barkum, WR Richard Caster, QB Richard Todd, RB Scott Dierking/ Kevin Long, FB Clark Gaines.

**Defense:** LE Lawrence Pillers, LT Carl Barzilauskas, RT Abdul Salaam, RE Richard Neal, LLB Greg Buttle, MLB John Ebersole, RLB Larry Keller, LCB Billy Hardee, RCB Ed Taylor, LS Shafer Sugos, RS Burgess Owens.

**Coaching Staff:** Bob Fry, Offensive Line: Dan Sekanovich, Defensive Line: Dan Henning, Receivers: John Idzik, Offensive Coordinator: Joe Gardi, Special Teams Coach: Burley Crowe, Defensive Secondary: Bob Ledbetter, Offensive Backfield: John Mazur, Defensive Secondary.

## SCORING

Player	TD	Ru	Pa	Rt	PAT	FG	S	TP
Leahy	0	0	0	0	18/21	15/25	0	63
Barkum	6	0	6	0	-	-	0	36
Gaines	4	3	1	0	-	-	0	24
Walker	3	0	3	0	-	-	0	18
Todd	2	2	0	0	-	-	0	12
White	2	1	1	0	-	-	0	12
Buttle	1	0	1	0	-	-	0	6
Caster	1	0	1	0	-	-	0	6
Dierking	1	0	1	0	-	-	0	6
Harper	1	0	1	0	-	-	0	6
<b>Jets</b>	<b>21</b>	<b>6</b>	<b>14</b>	<b>1</b>	<b>18/21</b>	<b>15/25</b>	<b>1</b>	<b>191</b>
<b>Opponents</b>	<b>39</b>	<b>14</b>	<b>23</b>	<b>1</b>	<b>34/39</b>	<b>10/21</b>	<b>1</b>	<b>300</b>

## TEAM STATISTICS

	Jets	Opp.
Total First Downs	195	283
By Rushing	83	137
By Passing	96	131
By Penalty	16	15
Third Down: Md/Att.	62/182	37/206
Third Down: Eff.	34.1	47.1
Fourth Down: Md/Att.	0/0	0/0
Fourth Down: Eff.	0	0
Total Net Yards	3,620	4,648
Avg. per Game	258.6	332
Total Offensive Plays	832	978
Avg. per Play	4.4	4.8
Net Yards Rushing	1,618	2,245
Total Rushing Plays	437	575
Avg. per Rush	3.7	3.9
Avg. per Game	115.6	160.4
Net Yards Passing	2,002	2,403
Avg. per Game	143	171.6
Sacked/Yards Lost	35/284	26/184
Gross Yards Passing	2,286	2,587
Att./Completions	360/170	377/215
Completion Pct.	47.2	57
Had Intercepted	26	11
Possession Avg.	25:24	30:18
Punts/Avg.	76/37.6	73/38.2
Punt Return/Avg.	12.6	9.7
Net Punting Avg.	76/29.3	73/28.8
Penalties/Yards	62/508	89/788
Fumbles/Lost	24/14	37/17
Touchdowns	21	39
Rushing	6	14
Passing	14	23
Returns	1	2



# NEW YORK JETS - 1978 SEASON (8-8)

Head Coach: Walt Michaels - Third in AFC East - Home Stadium: Shea Stadium

Date	W-L	Score	Opponents	Attendance
9/1	W	33-20	Miami	49,598
9/10	W	21-20	at Buffalo	40,985
9/17	L	17-24	Seattle	46,911
9/24	L	3-23	at Washington	54,729
10/1	L	17-28	Pittsburgh	52,058
10/8	W	45-14	Buffalo	44,545
10/15	W	33-10	at Baltimore	45,563
10/22	W	23-10	St. Louis	29,244
10/29	L	21-55	at New England	60,585
11/5	W	31-28	at Denver	74,983
11/12	L	9-17	at Philadelphia	65,950
11/19	L	17-19	New England	55,568
11/26	W	24-13	at Miami	49,522
12/3	W	24-16	Baltimore	50,248
12/10	L	34-37	at Cleveland (OT)	36,881
12/17	L	7-30	Dallas	52,532

## RUSHING

Player	No.	Yds.	Avg.	Lg	TD
Long	214	954	4.5	27	10
Dierking	170	681	4.0	26	4
Harper	58	303	5.2	32	2
Gaines	44	154	3.5	33	2
D. Powell	20	77	3.9	17	1
Newton	11	45	4.1	7	2
Robinson	28	23	0.8	15	0
Todd	14	18	1.3	10	0
Gaffney	2	-2	-1.0	1	0
Walker	1	-3	-3.0	-3	0
<b>Jets</b>	<b>562</b>	<b>2,250</b>	<b>4.0</b>	<b>33</b>	<b>21</b>
<b>Opponents</b>	<b>600</b>	<b>2,701</b>	<b>4.5</b>	<b>58</b>	<b>20</b>

## RECEIVING

Player	No.	Yds.	Avg.	Lg	TD
Walker	48	1,169	24.4	77 1/2	8
Gaffney	38	691	18.2	50	3
Barkum	28	391	14.0	27	3
Long	26	204	7.8	17	0
Dierking	19	152	8.0	17	0
Harper	13	196	15.1	44	2
Shuler	11	67	6.1	15	3
Newton	5	48	9.6	14	0
Gaines	3	23	7.7	13	0
Jones	1	18	18.0	18	0
Roman	1	-2	-2.0	-2	0
<b>Jets</b>	<b>193</b>	<b>2,957</b>	<b>15.3</b>	<b>77 1/2</b>	<b>19</b>
<b>Opponents</b>	<b>260</b>	<b>3,062</b>	<b>11.7</b>	<b>52</b>	<b>21</b>

## INTERCEPTIONS

Player	No.	Yds.	Avg.	Lg	TD
Owens	5	156	31.2	49	1
Jackson	5	26	5.2	13	0
Henigan	3	76	25.3	53	0
Suggs	3	61	20.3	32	0
Buttle	2	34	17.0	29	0
Martin	2	32	16.0	26	0
Taylor	2	0	0.0	0	0
Keller	1	4	4.0	4	0
<b>Jets</b>	<b>23</b>	<b>389</b>	<b>16.9</b>	<b>53</b>	<b>1</b>
<b>Opponents</b>	<b>28</b>	<b>470</b>	<b>16.8</b>	<b>85 1/2</b>	<b>2</b>

## PASSING

Player	Att.	Cmp.	Yards	Cmp. %	Yds/Att.	TD
Robinson	226	124	2,002	46.6	7.53	13
Todd	107	60	849	56.1	7.93	6
Ryan	14	9	106	64.3	7.57	0
Dierking	1	0	0	0.0	0.0	0
<b>Jets</b>	<b>388</b>	<b>193</b>	<b>2,957</b>	<b>49.7</b>	<b>7.62</b>	<b>19</b>
<b>Opponents</b>	<b>447</b>	<b>260</b>	<b>3,062</b>	<b>58.2</b>	<b>6.83</b>	<b>21</b>

## 1978 AFC EAST STANDINGS

New England	11	5	0	688
Miami	11	5	0	688
<b>Jets</b>	<b>8</b>	<b>8</b>	<b>0</b>	<b>500</b>
Buffalo	5	11	0	313
Baltimore	5	11	0	313

## SCORE BY QUARTER

Jets	68	112	84	95	0	359
Opponents	76	124	73	88	3	364

## KICK RETURNS

Player	No.	Yds.	Avg.	Lg	TD
Harper	55	1,280	23.3	40	0
Gaines	3	33	11.0	14	0
D. Powell	3	50	16.7	26	0
Stephens	3	42	14.0	16	0
Bell	2	66	33.0	29	0
Shuler	1	12	12.0	12	0
<b>Jets</b>	<b>67</b>	<b>1,509</b>	<b>22.5</b>	<b>40</b>	<b>0</b>
<b>Opponents</b>	<b>64</b>	<b>1,417</b>	<b>22.1</b>	<b>53</b>	<b>0</b>

## PUNTING

Player	No.	Yds.	Avg.	Net	Tb	In	Lg	Bk
Ramsey	74	2,964	40.1	29.9	7	9	79	0
<b>Jets</b>	<b>74</b>	<b>2,964</b>	<b>40.1</b>	<b>29.9</b>	<b>7</b>	<b>9</b>	<b>79</b>	<b>0</b>
<b>Opponents</b>	<b>70</b>	<b>2,617</b>	<b>37.4</b>	<b>29.5</b>	<b>7</b>	<b>12</b>	<b>73</b>	<b>1</b>

## PUNT RETURNS

Player	No.	FC	Yds.	Avg.	Lgt	TD
Harper	30	4	378	12.6	82 1/2	1
Schroy	3	0	35	11.7	30	0
<b>Jets</b>	<b>33</b>	<b>4</b>	<b>413</b>	<b>12.5</b>	<b>82 1/2</b>	<b>1</b>
<b>Opponents</b>	<b>52</b>	<b>2</b>	<b>609</b>	<b>11.7</b>	<b>48</b>	<b>0</b>

## FIELD GOALS

Player	1-19	20-29	30-39	40-49	50+
Leahy	2/2	5/5	9/12	6/9	0/2
Jets	2/2	5/5	9/12	6/9	0/2
Opponents	0/0	7/7	5/8	6/8	0/1

Leahy: (366, 226, 466, 366) (1) (376) (316, 508) (476) (386) (236, 196, 52N, 30N, 266) (206, 386, 456) (1) (386, 38N, 49N) (416, 47N) (456, 33N) (196, 43N) (32N, 226) (456, 396) (1)

Opponents: (1) (1) (456) (396, 346, 50N, 446) (1) (1) (276) (416) (1) (396, 322) (476, 48N, 246) (386, 466) (306, 226, 416) (266, 226, 398, 226) (226)

**Usual Starters: Offense:** WR Wesley Walker, LT Chris Ward, LG Randy Rasmussen, C Joe Fields, RG Dan Alexander, RT Marvin Powell, TE Jerome Barkum, WR Derrick Gaffney, QB Matt Robinson/ Richard Todd, RB Scott Dierking, FB Kevin Long.  
**Defense:** LE Lawrence Pillers, LT Abdul Salaam, RT Joe Klecko, LOLB Larry Keller/Greg Buttle, LILB John Hennessy, RILB Bob Martin, LCB Bobby Jackson RCB Ed Taylor, SS Shafer Suggs, FS Burgess Owens.

**Coaching Staff:** Bob Fry, Offensive Line; Dan Sekanovich, Defensive Line; Dan Henning, Receivers; John Idzik, Offensive Coordinator; Joe Gardi, Special Teams; Burley Crowe, Defensive Secondary; Bob Ledbetter, Running Backs; John Mazur, Defensive Secondary.

**Pro Bowl:** WR Wesley Walker.

## SCORING

Player	TD	Ru	Pa	Rt	PAT	FG	S	TP
Leahy	0	0	0	0	41/42	22/30	0	107
Long	10	10	0	0	-	-	0	60
Walker	8	0	8	0	-	-	0	48
Harper	5	2	2	1	-	-	0	30
Dierking	4	4	0	0	-	-	0	24
Barkum	3	0	3	0	-	-	0	18
Gaffney	3	0	3	0	-	-	0	18
Shuler	3	0	3	0	-	-	0	18
Gaines	2	2	0	0	-	-	0	12
Newton	2	2	0	0	-	-	0	12
Owens	1	0	0	1	-	-	0	6
D. Powell	1	1	0	0	-	-	0	6
<b>Jets</b>	<b>42</b>	<b>21</b>	<b>19</b>	<b>2</b>	<b>41/42</b>	<b>22/30</b>	<b>0</b>	<b>359</b>
<b>Opponents</b>	<b>45</b>	<b>20</b>	<b>21</b>	<b>4</b>	<b>40/45</b>	<b>18/24</b>	<b>0</b>	<b>364</b>

## TEAM STATISTICS

	Jets	Opp.
Total First Downs	277	324
By Rushing	131	157
By Passing	128	146
By Penalty	18	21
Third Down: Md/Att.	97/221	100/212
Third Down: Eff.	43.9	47.2
Fourth Down: Md/Att.	0/0	0/0
Fourth Down: Eff.	0	0
Total Net Yards	4,857	5,524
Avg. per Game	303.6	345.3
Total Offensive Plays	993	1,069
Avg. per Play	4.9	5.2
Net Yards Rushing	2,250	2,701
Total Rushing Plays	532	600
Avg. per Rush	4.0	4.5
Avg. per Game	140.6	168.8
Net Yards Passing	2,607	2,823
Avg. per Game	162.9	176.4
Sacked/Yards Lost	43/350	22/299
Gross Yards Passing	2,957	3,052
Att./Completions	388/193	447/260
Completion Pct.	49.7	58.2
Had Intercepted	28	23
Possession Avg.	27:39	32:21
Punts/Avg.	74/40.1	70/37.4
Punt Return/Avg.	12.5	11.7
Net Punting Avg.	74/29.9	70/29.5
Penalties/Yards	102/854	98/855
Fumbles/Lost	22/9	34/17
Touchdowns	42	45
Rushing	21	20
Passing	19	21
Returns	2	4

HISTORY

# NEW YORK JETS - 1979 SEASON (8-8)

Head Coach: Walt Michaels - Third in AFC East - Home Stadium: Shea Stadium

Date	W-L Score	Opponents	Attendance
9/2	L 22-25	Cleveland (OT)	48,472
9/9	L 3-56	at New England	53,133
9/16	W 31-10	Detroit	49,612
9/23	L 31-46	at Buffalo	68,731
9/30	W 33-27	Miami	51,496
10/7	L 8-10	at Baltimore	32,142
10/15	W 14-7	Minnesota	54,479
10/21	W 28-19	Oakland	55,802
10/28	L 24-27	at Houston (OT)	45,825
11/4	W 27-22	at Green Bay	54,201
11/11	L 12-14	Buffalo	50,647
11/18	L 13-23	at Chicago	53,635
11/26	L 7-30	at Seattle	59,977
12/2	W 30-17	Baltimore	47,744
12/9	W 27-26	New England	45,131
12/15	W 27-24	at Miami	49,915

## RUSHING

Player	No.	Yds.	Avg.	Lg	TD
Gaines	186	905	4.9	52	0
Dierking	186	767	4.1	40	3
Long	116	442	3.8	25	7
Harper	65	282	4.3	31	0
Newton	37	145	3.9	51t	6
Todd	36	93	2.6	21	5
Robinson	3	4	1.3	10	1
Bennett	2	4	2.0	3	1
Jones	1	4	4.0	4	0
Ramsey	2	0	0.0	0	0
<b>Jets</b>	<b>634</b>	<b>2,646</b>	<b>4.2</b>	<b>52</b>	<b>23</b>
<b>Opponents</b>	<b>502</b>	<b>1,706</b>	<b>3.4</b>	<b>33</b>	<b>13</b>

## RECEIVING

Player	No.	Yds.	Avg.	Lg	TD
Gaffney	32	534	16.7	43	1
Gaines	29	219	7.6	15	0
Barkum	27	401	14.9	40	4
Walker	23	569	24.7	71t	5
Jones	19	379	19.9	51	1
Harper	17	250	14.7	72t	2
Shuler	16	225	14.1	46	3
Dierking	10	121	12.1	27	0
Long	10	115	11.5	27	0
Newton	4	33	8.3	11	0
Raba	2	9	4.5	6	0
Bennett	1	9	9.0	9	0
<b>Jets</b>	<b>190</b>	<b>2,864</b>	<b>15.1</b>	<b>72t</b>	<b>16</b>
<b>Opponents</b>	<b>339</b>	<b>4,288</b>	<b>12.6</b>	<b>75t</b>	<b>31</b>

## INTERCEPTIONS

Player	No.	Yds.	Avg.	Lg	TD
Owens	6	41	6.8	15	0
Jackson	4	63	15.8	58t	1
Suggs	3	41	13.7	32t	1
Lynn	2	46	23.0	32	0
Buttle	2	27	13.5	27	0
Blinka	2	12	6.0	8	0
McKibben	1	5	5.0	5	0
Schroy	1	4	4.0	4	0
<b>Jets</b>	<b>21</b>	<b>239</b>	<b>11.4</b>	<b>58t</b>	<b>2</b>
<b>Opponents</b>	<b>25</b>	<b>44</b>	<b>16.6</b>	<b>66</b>	<b>0</b>

## PASSING

Player	Att.	Cmp.	Yards	Cmp. %	Yds/Att.	TD
Todd	334	171	2,660	51.2	7.96	16
Robinson	31	17	191	54.8	6.16	0
Ryan	4	2	13	50	3.25	0
<b>Jets</b>	<b>369</b>	<b>190</b>	<b>2,864</b>	<b>51.5</b>	<b>7.76</b>	<b>16</b>
<b>Opponents</b>	<b>570</b>	<b>339</b>	<b>4,288</b>	<b>59.5</b>	<b>7.52</b>	<b>31</b>

## 1979 AFC EAST STANDINGS

Team	W	L	T	Pts
Miami	10	6	0	625
New England	9	7	0	536
<b>Jets</b>	<b>8</b>	<b>8</b>	<b>0</b>	<b>500</b>
Buffalo	7	9	0	438
Baltimore	5	11	0	313

## SCORE BY QUARTER

Team	1	2	3	4	Total
Jets	53	121	67	96	0 337
Opponents	73	126	98	80	6 383

## KICK RETURNS

Player	No.	Yds.	Avg.	Lg	TD
Harper	55	1,158	21.1	52	0
Jones	7	140	20.0	36	0
Schroy	6	179	29.8	51	0
Gaines	2	29	14.5	20	0
Hennessy	2	15	7.5	12	0
Bennett	1	7	7.0	7	0
Raba	1	18	18.0	18	0
Shuler	1	15	15.0	15	0
Newton	1	0	0.0	0	0
<b>Jets</b>	<b>76</b>	<b>1,561</b>	<b>20.5</b>	<b>52</b>	<b>0</b>
<b>Opponents</b>	<b>70</b>	<b>1,529</b>	<b>21.8</b>	<b>100t</b>	<b>1</b>

## PUNTING

Player	No.	Yds.	Avg.	Net	Tb	In	Lg	Blk
Ramsey	73	2,979	40.8	34	10	22	64	0
<b>Jets</b>	<b>73</b>	<b>2,979</b>	<b>40.8</b>	<b>34</b>	<b>10</b>	<b>22</b>	<b>64</b>	<b>0</b>
<b>Opponents</b>	<b>69</b>	<b>2,523</b>	<b>36.6</b>	<b>31.1</b>	<b>3</b>	<b>14</b>	<b>70</b>	<b>3</b>

## PUNT RETURNS

Player	No.	FC	Yds.	Avg.	Lg	TD
Harper	33	9	290	8.8	51	0
Schroy	2	0	24	12.0	19	0
Darby	1	0	0	0.0	0	0
Jones	0	1	0	0.0	0	0
<b>Jets</b>	<b>36</b>	<b>10</b>	<b>314</b>	<b>8.7</b>	<b>51</b>	<b>0</b>
<b>Opponents</b>	<b>33</b>	<b>8</b>	<b>260</b>	<b>7.9</b>	<b>36</b>	<b>0</b>

## FIELD GOALS

Player	1-9	20-29	30-39	40-49	50+
Linhart	0-0	1-1	2-4	0-1	0-0
Leahy	1-1	2-2	5-8	0-2	0-0
Jacobs	0-0	0-4	1-2	1-3	0-0
Szaro	0-1	0-0	0-0	0-1	0-0
<b>Jets</b>	<b>1-2</b>	<b>6-7</b>	<b>8-14</b>	<b>1-7</b>	<b>0-0</b>
<b>Opponents</b>	<b>0-0</b>	<b>9-9</b>	<b>7-11</b>	<b>6-8</b>	<b>0-1</b>

Leahy: (43N, 32N, 34G, 24G, 21G) (30G) (46N, 30G) (37B, 30G) (32N) (18G, 31G); Szaro: (46N, 17B); Linhart: (35N) (31G) (32G, 24G, 39G) (1 42N); Jacobs: (42N) (28G, 27G, 34N, 23N, 42G) (39G, 25G) (41N)  
Opponents: (31G, 36G, 35G, 27G) (1 36G) (28G, 29G) (25G, 37G) (45N, 41G) (43N) (37N, 25G, 25G) (47G, 31N, 35G) (39G) (1 24G) (49G, 42G, 45G) (20G) (34N, 47G) (25G, 52B, 33N)

## SCORING

Player	TD	Ru	Pa	Rt	PAT	F	S	TP
Long	7	7	0	0	-	-	-	0 42
Leahy	0	0	0	0	12/15	8/13	-	0 36
Newton	6	6	0	0	-	-	-	0 36
Todd	5	5	0	0	-	-	-	0 30
Walker	5	0	5	0	-	-	-	0 30
Jacobs	0	0	0	0	10/11	5/9	-	0 25
Barkum	4	0	4	0	-	-	-	0 24
Linhart	0	0	0	0	11/14	3/6	-	0 20
Dierking	3	3	0	0	-	-	-	0 18
Shuler	3	0	3	0	-	-	-	0 18
Harper	2	2	0	0	-	-	-	0 12
Bennett	1	1	0	0	-	-	-	0 6
Gaffney	1	0	1	0	-	-	-	0 6
Jackson	1	0	1	0	-	-	-	0 6
Jones	1	0	1	0	-	-	-	0 6
Lynn	1	0	1	0	-	-	-	0 6
Robinson	1	1	0	0	-	-	-	0 6
Suggs	1	0	0	1	-	-	-	0 6
Moresco	0	0	0	0	2/2	0/2	-	0 2
Szaro	0	0	0	0	-	-	-	0 2
<b>Jets</b>	<b>42</b>	<b>23</b>	<b>16</b>	<b>3</b>	<b>35/42</b>	<b>16/30</b>	<b>1</b>	<b>337</b>
<b>Opponents</b>	<b>52</b>	<b>19</b>	<b>28</b>	<b>5</b>	<b>39/45</b>	<b>22/29</b>	<b>1</b>	<b>383</b>

## TEAM STATISTICS

	Jets	Opp.
Total First Downs	299	331
By Rushing	153	107
By Passing	126	198
By Penalty	20	26
Third Down: Md/Att.	99/221	115/237
Third Down: Eff.	44.8	48.5
Total Net Yards	5,244	5,821
Avg. per Game	327.8	363.8
Total Offensive Plays	1035	1094
Avg. per Play	5.1	5.3
Net Yards Rushing	2,646	1,706
Total Rushing Plays	634	502
Avg. per Rush	4.2	3.4
Avg. per Game	165.4	106.6
Net Yards Passing	2,598	4,115
Avg. per Game	162.4	257.2
Sacked/Yards Lost	32/266	22/273
Gross Yards Passing	2,864	4,288
Att./Completions	369/190	570/339
Completion Pct.	51.5	59.5
Had Intercepted	25	21
Time of Possession	28:55	31:05
Punts/Avg.	73/40.8	69/36.6
Punt Return/Avg.	73/34.5	69/31.1
Net Punting Avg.	109/876	98/888
Penalties/Yards	26/173	34/19
Fumbles/Lost	42	46
Touchdowns	23	13
Rushing	16	31
Passing	3	2

**Usual Starters:** Offense: WR Wesley Walker/Bobby Jones; LT Chris Ward, LG Randy Rasmussen, C Joe Fields, RG Dan Alexander, RT Marvin Powell, TE Jerome Barkum, WR Derrick Gaffney, QB Richard Todd, RB Scott Dierking, FB Clark Gaines.

**Defense:** LDE Lawrence Pillers, LDT Abdul Salaam, RDT Joe Klecko, RDE Marty Lyons, RLB Mike McKibben, MLB Stan Blinka, LLB Greg Buttle, LCB Bobby Jackson, RCB Johnny Lynn, SS Shafer Suggs, FS Burgess Owens.

**Coaching Staff:** Bob Fry, Offensive Line; Dan Sekanowich, Defensive Line; Dan Henning, Receivers; John Idzik, Offensive Coordinator; Joe Gardi, Special Teams Coach; Burley Crowe, Defensive Secondary; Bob Ledbetter, Offensive Backfield; John Mazur, Defensive Secondary; Pete McCulley, Wide Receivers.





# NEW YORK JETS - 1980 SEASON (4-12)

Head Coach: Walt Michaels - Fifth in AFC East - Home Stadium: Shea Stadium

Date	W-L	Score	Opponents	Attendance
9/7	L	14-17	Baltimore	50,777
9/14	L	10-20	at Buffalo	65,335
9/21	L	27-37	San Francisco	50,608
9/28	L	21-35	at Baltimore	33,373
10/5	L	11-21	New England	53,603
10/12	W	14-7	at Atlanta	57,458
10/19	L	17-27	Seattle	52,496
10/27	W	17-14	Miami	53,046
11/2	L	21-34	at New England	60,834
11/9	L	24-31	Buffalo	45,677
11/16	L	24-31	at Denver	72,114
11/23	W	31-28	Houston (OT)	52,358
11/30	L	13-38	at Los Angeles	59,743
12/7	L	14-17	at Cleveland	78,454
12/14	L	20-21	New Orleans	38,077
12/20	W	24-17	at Miami	41,854

## PASSING

Player	Att.	Cmp.	Yards	Cmp. %	Yds/Att.	TD	TD %	Int.	Int %	Lg	Str/Yds	Rating
Todd	479	264	3,329	55.1	6.95	17	3.5	30	6.31	55	42/326	62.7
Ramsey	2	1	6	50	3	0	0	0	0	6	0/0	56.3
<b>Jets</b>	<b>481</b>	<b>265</b>	<b>3,335</b>	<b>55.1</b>	<b>6.93</b>	<b>17</b>	<b>3.5</b>	<b>30</b>	<b>6.2</b>	<b>55</b>	<b>42/326</b>	<b>62.7</b>
<b>Opponents</b>	<b>544</b>	<b>337</b>	<b>3,899</b>	<b>61.9</b>	<b>7.17</b>	<b>27</b>	<b>5</b>	<b>23</b>	<b>4.2</b>	<b>68</b>	<b>28/235</b>	<b>82.5</b>

## 1980 AFC EAST STANDINGS

Buffalo	11	5	0	688
New England	10	6	0	625
Miami	8	8	0	500
Baltimore	7	9	0	438
<b>Jets</b>	<b>4</b>	<b>12</b>	<b>0</b>	<b>250</b>

## SCORE BY QUARTER

Jets	44	112	38	105	3	302
Opponents	88	93	68	146	0	395

## KICK RETURNS

Player	No.	Yds.	Avg.	Lg	TD
Harper	49	1,070	21.8	35	0
Darby	7	139	19.9	30	0
Bennett	6	88	14.7	26	0
L. Jones	4	67	16.8	19	0
B. Jones	2	50	25.0	29	0
Shuler	2	25	12.5	25	0
Bingham	1	19	19.0	19	0
Schroy	1	17	17.0	17	0
Carter	1	12	12.0	12	0
Winkel	1	4	4.0	4	0
<b>Jets</b>	<b>74</b>	<b>1,491</b>	<b>20.1</b>	<b>35</b>	<b>0</b>
<b>Opponents</b>	<b>54</b>	<b>1,207</b>	<b>22.4</b>	<b>47</b>	<b>0</b>

## PUNTING

Player	No.	Yds.	Avg.	Net	Tb	In	Lg	Bk
Ramsey	73	3,096	42.4	34.1	10	15	59	1
<b>Jets</b>	<b>73</b>	<b>3,096</b>	<b>42.4</b>	<b>34.1</b>	<b>10</b>	<b>15</b>	<b>59</b>	<b>1</b>
<b>Opponents</b>	<b>63</b>	<b>2,512</b>	<b>39.9</b>	<b>33.7</b>	<b>6</b>	<b>13</b>	<b>65</b>	<b>0</b>

## PUNT RETURNS

Player	No.	Fc	Yds.	Avg.	Lg	TD
Harper	28	7	242	8.6	24	0
Schroy	4	0	27	6.8	15	0
B. Jones	1	1	0	0.0	0	0
<b>Jets</b>	<b>33</b>	<b>10</b>	<b>269</b>	<b>8.2</b>	<b>24</b>	<b>0</b>
<b>Opponents</b>	<b>46</b>	<b>7</b>	<b>369</b>	<b>8.0</b>	<b>75</b>	<b>1</b>

## FIELD GOALS

Player	1-9	20-29	30-39	40-49	50+
Leahy	0-0	4-4	4-9	6-8	0-1
<b>Jets</b>	<b>0-0</b>	<b>4-4</b>	<b>4-9</b>	<b>6-8</b>	<b>0-1</b>
<b>Opponents</b>	<b>0-0</b>	<b>4-4</b>	<b>4-5</b>	<b>3-8</b>	<b>0-2</b>

Leahy: (32N) (44G) (49G,35G) (1) (39N,49B,40G) (38N) (37N,22G) (48G) (1) (33G) (22G) (36N) (32N,38G) (22G,40G) (55N) (26G,47G,31G) (34G)  
Opponents: (50N,46G) (47N,47G,38G) (25G) (1) (1) (48G,23G) (1) (44N,21G,27G) (44N,30G) (30G) (29N) (25G,43N,49N) (34G,52N) (42N) (21G,38G,42N)

**Usual Starters: Offense:** WR Wesley Walker, LT Chris Ward, LG Randy Rasmussen, C Joe Fields, RG Dan Alexander, RT Marvin Powell, TE Mickey Shuler/Jermoe Barkum, WR Johnny "Lam" Jones, QB Richard Todd, RB Scott Dierking, FB Kevin Long.  
**Defense:** LDE Mark Gastineau, LDT Abdul Salaam, RDT Marty Lyons, RDE Joe Klecko, RLB Ron Crosby, MLB Stan Blinks, LLB Greg Buttle, LCB Bobby Jackson, RCB Donald Dykes, SS Ken Schroy, FS Darrol Ray.

**Coaching Staff:** John Mazur, Defensive Coordinator/Secondary; Bob Ledbetter, Running Backs; Pete McCulley, Quarterbacks; Larry Pasquale, Receivers; Dan Sekanovich, Defensive Line; Bob Fry, Offensive Line; Joe Gardi, Linebackers/Special Teams; Ralph Baker, Linebackers.

**Pro Bowl:** T Marvin Powell.

## SCORING

Player	TD	Ru	Pa	Rt	PAT	FG	S	TP
Leahy	0	0	0	0	36/36	14/22	0	78
Dierking	7	6	1	0	-	-	-	42
Long	6	6	0	0	-	-	-	36
Todd	5	5	0	0	-	-	-	30
Gaines	3	0	3	0	-	-	-	18
Harper	3	0	3	0	-	-	-	18
L. Jones	3	0	3	0	-	-	-	18
Gaffney	2	0	2	0	-	-	-	12
Ray	2	0	0	2	-	-	-	12
Shuler	2	0	2	0	-	-	-	12
Barkum	1	0	1	0	-	-	-	6
Darby	1	0	1	0	-	-	-	6
Schroy	1	0	0	1	-	-	-	6
Walker	1	0	1	0	-	-	-	6
<b>Jets</b>	<b>37</b>	<b>17</b>	<b>17</b>	<b>3</b>	<b>36/36</b>	<b>14/22</b>	<b>1</b>	<b>302</b>
<b>Opponents</b>	<b>51</b>	<b>20</b>	<b>27</b>	<b>4</b>	<b>50/50</b>	<b>13/24</b>	<b>0</b>	<b>395</b>

## TEAM STATISTICS

	Jets	Opp.
Total First Downs	289	348
By Rushing	124	127
By Passing	146	198
By Penalty	19	23
Third Down: Md/Att.	86/202	106/220
Third Down: Eff.	42.6	48.2
Fourth Down: Md/Att.	0/10	0/10
Total Net Yards	4,882	5,615
Avg. per Game	305.1	350.9
Total Offensive Plays	993	1080
Avg. per Play	4.9	5.2
Net Yards Rushing	1,873	1,951
Total Rushing Plays	470	508
Avg. per Rush	4	3.8
Avg. per Game	117.1	121.9
Net Yards Passing	3,009	3,664
Avg. per Game	188.1	229
Sacked/Yards Lost	42/326	28/235
Gross Yards Passing	3,335	3,899
Att./Completions	481/265	544/337
Completion Pct.	55.1	61.9
Had Intercepted	30	23
Time of Possession	29:05	30:56
Punts/Avg.	74/41.8	63/39.9
Punt Return/Avg.	8.2	8.0
Net Punting Avg.	74/34.1	63/33.7
Penalties/Yards	103/767	90/872
Fumbles/Lost	27/11	26/9
Touchdowns	37	51
Rushing	17	20
Passing	17	27
Returns	3	4

## RUSHING

Player	No.	Yds.	Avg.	Lg	TD
Dierking	156	567	3.6	15	6
Long	115	355	3.1	18	6
Todd	49	330	6.7	31	5
Newton	59	299	5.1	23	0
Gaines	36	174	4.8	15	0
Harper	45	126	2.8	22	0
Darby	1	15	15.0	15	0
Bennett	3	13	4.3	6	0
L. Jones	2	5	2.5	7	0
Batton	3	4	1.3	3	0
Ramsey	1	-15	-15.0	-15	0
<b>Jets</b>	<b>470</b>	<b>1,873</b>	<b>4.0</b>	<b>31</b>	<b>17</b>
<b>Opponents</b>	<b>508</b>	<b>1,951</b>	<b>3.8</b>	<b>36</b>	<b>20</b>

## RECEIVING

Player	No.	Yds.	Avg.	Lg	TD
Harper	50	634	12.7	52	3
Gaines	36	310	8.6	161	3
L. Jones	25	482	19.3	55	3
Gaffney	24	397	16.5	36	2
Shuler	22	226	10.3	26	2
Newton	20	144	7.2	18	0
Long	20	137	6.9	16	0
Dierking	19	138	7.3	22	1
Walker	18	376	20.9	47	1
B. Jones	14	193	13.8	25	0
Barkum	13	244	18.8	28	1
Darby	3	48	16.0	20	1
Lewis	1	6	6.0	6	0
<b>Jets</b>	<b>265</b>	<b>3,335</b>	<b>12.6</b>	<b>55</b>	<b>17</b>
<b>Opponents</b>	<b>337</b>	<b>3,899</b>	<b>11.6</b>	<b>68</b>	<b>27</b>

## INTERCEPTIONS

Player	No.	Yds.	Avg.	Lg	TD
Schroy	8	91	11.4	82	1
Ray	6	132	22.0	71	1
Dykes	5	1	0.2	1	0
Crosby	2	47	23.5	42	0
Buttle	1	15	15.0	15	0
Jackson	1	7	7.0	7	0
<b>Jets</b>	<b>23</b>	<b>293</b>	<b>12.7</b>	<b>82</b>	<b>2</b>
<b>Opponents</b>	<b>30</b>	<b>408</b>	<b>13.6</b>	<b>60</b>	<b>1</b>

# NEW YORK JETS - 1981 SEASON (10-5-1)

Head Coach: Walt Michaels - Second in AFC East - Home Stadium: Shea Stadium

Date	W-L	Score	Opponents	Attendance
9/6	L	0-31	at Buffalo	79,754
9/13	L	30-31	Cincinnati	49,454
9/20	L	10-38	at Pittsburgh	52,973
9/27	W	33-17	Houston	50,309
10/4	T	28-28	at Miami (OT)	68,723
10/11	W	28-24	New England	55,093
10/18	W	33-14	Seattle	54,607
10/25	L	3-19	Buffalo	49,678
11/1	W	26-7	at New York Giants	74,740
11/8	W	41-14	at Baltimore	31,521
11/15	W	17-6	at New England	45,342
11/22	W	16-15	Miami	59,962
11/29	W	25-0	Baltimore	53,593
12/6	L	23-27	at Seattle	53,105
12/12	W	14-13	at Cleveland	56,866
12/20	W	28-3	Green Bay	56,340
<b>POSTSEASON</b>				
12/27	L	27-31	Buffalo	57,050

## PASSING

Player	Att.	Cmp.	Yards	Cmp. %	Yds/Att.	TD	TD %	Int.	Int %	Lg	Str/Yds	Rating
Todd	497	279	3,231	56.1	6.5	25	5	13	2.6	49	30/224	81.8
Ryan	10	4	48	40	4.8	1	10	1	10	18	0/0	49.2
<b>Jets</b>	<b>507</b>	<b>283</b>	<b>3,279</b>	<b>55.8</b>	<b>6.47</b>	<b>26</b>	<b>5.1</b>	<b>14</b>	<b>2.8</b>	<b>49</b>	<b>30/244</b>	<b>81.1</b>
<b>Opponents</b>	<b>505</b>	<b>275</b>	<b>3,522</b>	<b>54.5</b>	<b>6.97</b>	<b>16</b>	<b>3</b>	<b>21</b>	<b>4.2</b>	<b>701</b>	<b>66/518</b>	<b>69.1</b>

## 1981 AFC EAST STANDINGS

Miami	11	4	1	719
<b>Jets</b>	<b>10</b>	<b>5</b>	<b>1</b>	<b>656</b>
Buffalo	10	6	0	625
Baltimore	2	14	0	125
New England	2	14	0	125

## SCORE BY QUARTER

Jets	61	131	72	91	355
Opponents	37	100	100	50	287

## KICK RETURNS

Player	No.	Yds.	Avg.	Lg	TD
Sohn	26	528	20.3	31	0
Harper	23	480	20.9	42	0
Lewis	5	108	21.6	30	0
Stephens	2	21	10.5	14	0
L. Jones	1	6	6.0	6	0
Rudolph	1	8	8.0	8	0
<b>Jets</b>	<b>58</b>	<b>1,151</b>	<b>19.8</b>	<b>42</b>	<b>0</b>
<b>Opponents</b>	<b>63</b>	<b>1,415</b>	<b>22.5</b>	<b>69</b>	<b>0</b>

## PUNTING

Player	No.	Yds.	Avg.	Net	Tb	In	Lg	Bk
Ramsey	81	3,290	40.6	35.6	13	27	65	0
<b>Jets</b>	<b>81</b>	<b>3,290</b>	<b>40.6</b>	<b>35.6</b>	<b>13</b>	<b>27</b>	<b>65</b>	<b>0</b>
<b>Opponents</b>	<b>94</b>	<b>3,802</b>	<b>40.4</b>	<b>34.7</b>	<b>10</b>	<b>17</b>	<b>67</b>	<b>1</b>

## PUNT RETURNS

Player	No.	FC	Yds.	Avg.	Lg	TD
Harper	35	9	265	7.6	46	0
Sohn	13	3	66	5.1	14	0
B. Jones	1	0	1	1.0	1	0
Schroy	1	1	5	5.0	5	0
<b>Jets</b>	<b>50</b>	<b>13</b>	<b>337</b>	<b>6.7</b>	<b>46</b>	<b>0</b>
<b>Opponents</b>	<b>31</b>	<b>9</b>	<b>149</b>	<b>4.8</b>	<b>17</b>	<b>0</b>

## FIELD GOALS

Player	1-9	20-29	30-39	40-49	50+
Leahy	0-0	11-13	6-8	8-12	0-3
<b>Jets</b>	<b>0-0</b>	<b>11-13</b>	<b>6-8</b>	<b>8-12</b>	<b>0-3</b>
<b>Opponents</b>	<b>0-0</b>	<b>7-8</b>	<b>2-3</b>	<b>3-8</b>	<b>0-1</b>

Leahy: (1) (49G,23G,27G) (52N,47G) (41G) (48N,23N) (50N,43N) (24G,29G,39G,22G) (34G) (37G,33G,42G,38G) (25G,41G) (39N,47G) (29G,49G,45G) (48N,26B,37G,22G,27G,27G) (50N,26G) (1) (33N,40N) (47N) (1) (44N) (42G,29G) (46G,23G) (1) (43B) (30B,26G,20G) (31G)

**Usual Starters: Offense:** WR Wesley Walker, LT Chris Ward, LG Randy Rasmussen, C Joe Fields, RG Dan Alexander, RT Marvin Powell, TE Jerome Barkum, WR Derrick Gaffney, QB Richard Todd, RB Bruce Harper, FB Mike Augustyniak.

**Defense:** LDE Mark Gastineau, LDT Abdul Salaam, RDT Marty Lyons, RDE Joe Klecko, RLB Lance Mehl, MLB Stan Blika, LLB Greg Buttle, LCB Bobby Jackson, RCB Donald Dykes/Jerry Holmes, SS Ken Schroy, FS Darrol Ray.

**Coaching Staff:** Joe Walton, Offensive Coordinator; Joe Gardi, Defensive Coordinator; Bill Baird, Secondary Coach; Bob Ledbetter, Running Backs; Pete McCulley, Receivers; Dan Sekanovich, Defensive Line; Bob Fry, Offensive Line; Ralph Baker, Linebackers; Larry Pasquale, Special Teams.

**Pro Bowl:** C Joe Fields, DE Mark Gastineau, DE Joe Klecko, T Marvin Powell.

## SCORING

Player	TD	Ru	Pa	Rt	PAT	FG	S	TP
Leahy	0	0	0	0	38/39	25/36	0	113
Walker	9	0	9	0	-	-	0	54
Barkum	7	0	7	0	-	-	0	42
Harper	5	4	1	0	-	-	0	30
Long	5	2	3	0	-	-	0	30
L. Jones	3	0	3	0	-	-	0	18
McNeil	3	2	1	0	-	-	0	18
Dierking	2	1	1	0	-	-	0	12
B. Jones	2	0	1	1	-	-	0	12
Ray	2	0	0	2	-	-	0	12
Augustyniak	1	1	0	0	-	-	0	6
Newton	1	1	0	0	-	-	0	6
Buttle	0	0	0	0	-	-	1	2
<b>Jets</b>	<b>40</b>	<b>11</b>	<b>26</b>	<b>3</b>	<b>38/39</b>	<b>25/36</b>	<b>1</b>	<b>355</b>
<b>Opponents</b>	<b>36</b>	<b>19</b>	<b>15</b>	<b>2</b>	<b>33/36</b>	<b>12/20</b>	<b>0</b>	<b>287</b>

## TEAM STATISTICS

	Jets	Opp.
Total First Downs	318	291
By Rushing	122	112
By Passing	170	155
By Penalty	26	24
Third Down: Md/Att.	101/244	75/216
Third Down: Eff.	41.4	34.7
Total Net Yards	5,396	4,871
Avg. per Game	337.3	304.4
Total Offensive Plays	1,108	1,036
Avg. per Play	4.9	4.7
Net Yards Rushing	2,341	1,867
Total Rushing Plays	571	465
Avg. per Rush	4.1	4.0
Avg. per Game	146.3	116.7
Net Yards Passing	3,055	3,004
Avg. per Game	190.9	187.8
Sacked/Yards Lost	30/224	66/518
Gross Yards Passing	3,279	3,522
Att./Completions	507/283	505/275
Completion Pct.	55.8	54.5
Had Intercepted	14	21
Time of Possession	31:32	29:05
Punts/Avg.	81/40.6	94/40.4
Punt Return/Avg.	6.7	4.8
Net Punting Avg.	81/35.6	94/34.7
Penalties/Yards	102/936	106/935
Fumbles/Lost	38/17	35/15
Touchdowns	40	36
Rushing	11	19
Passing	26	15
Returns	3	2

## RUSHING

Player	No.	Yds.	Avg.	Lg	TD
McNeil	137	623	4.5	43	2
Harper	81	393	4.9	291	4
Augustyniak	85	339	4.0	12	1
Dierking	74	328	4.4	151	1
Long	73	269	3.7	19	2
Newton	73	244	3.3	13	1
Todd	32	131	4.1	19	0
Lewis	6	18	3.0	7	0
Taylor	2	1	0.5	2	0
Ramsey	3	0	0.0	0	0
L. Jones	2	0	0.0	5	0
Ryan	3	-5	-1.7	-1	0
<b>Jets</b>	<b>571</b>	<b>2,341</b>	<b>4.1</b>	<b>43</b>	<b>11</b>
<b>Opponents</b>	<b>465</b>	<b>1,863</b>	<b>4.0</b>	<b>43</b>	<b>19</b>

## RECEIVING

Player	No.	Yds.	Avg.	Lg	TD
Harper	52	459	8.8	24	1
Walker	47	770	16.4	49	9
Barkum	39	495	12.7	401	7
Dierking	26	228	8.8	23	1
L. Jones	20	342	17.1	471	3
McNeil	18	171	9.5	18	1
Augustyniak	18	144	8.0	19	0
Newton	17	104	6.1	13	0
B. Jones	16	239	14.9	361	1
Gaffney	14	246	17.6	39	0
Long	13	66	5.1	18	3
Lewis	2	14	7.0	8	0
Todd	1	1	1.0	1	0
<b>Jets</b>	<b>283</b>	<b>3,279</b>	<b>11.6</b>	<b>49</b>	<b>26</b>
<b>Opponents</b>	<b>275</b>	<b>3,522</b>	<b>12.8</b>	<b>701</b>	<b>15</b>

## INTERCEPTIONS

Player	No.	Yds.	Avg.	Lg	TD
Ray	7	227	32.4	641	2
Lynn	3	76	25.3	67	0
Mehl	3	17	5.7	10	0
Schroy	2	58	29.0	39	0
Buttle	2	34	17.0	22	0
Springs	2	5	2.5	5	0
Blika	1	15	15.0	15	0
Holmes	1	0	0.0	0	0
<b>Jets</b>	<b>21</b>	<b>432</b>	<b>20.6</b>	<b>67</b>	<b>2</b>
<b>Opponents</b>	<b>14</b>	<b>414</b>	<b>15.1</b>	<b>45</b>	<b>0</b>



# NEW YORK JETS - 1982 SEASON (6-3)

Head Coach: Walt Michaels - Second in AFC East - Home Stadium: Shea Stadium

Date	W-L	Score	Opponents	Attendance
9/12	L	28-45	Miami	53,360
9/19	W	31-7	at New England	53,515
11/21	W	37-0	Baltimore	46,970
11/28	W	15-13	Green Bay	53,872
12/6	W	28-13	at Detroit	79,361
12/12	W	32-17	Tampa Bay	28,147
12/1	L	19-20	at Miami	67,702
12/26	W	42-14	at Minnesota	58,672
1/2	L	13-37	at Kansas City	11,902
<b>POSTSEASON</b>				
1/9	W	44-17	at Cincinnati	57,560
1/15	W	17-14	at LA Raiders	90,037
1/2	L	0-14	at Miami	67,396

## PASSING

Player	Att.	Cmp.	Yards	Cmp. %	Yds/Att.	TD	TD %	Int.	Int %	Lg	Str/Yds	Rating
Todd	261	153	1,961	58.6	7.51	14	5.4	8	3.1	56 1/2	23/206	87.3
Ryan	18	12	146	66.7	8.11	2	11.1	1	5.6	20 1/2	0/0	105.3
<b>Jets</b>	<b>279</b>	<b>165</b>	<b>2,107</b>	<b>59.1</b>	<b>7.55</b>	<b>16</b>	<b>5.7</b>	<b>9</b>	<b>3.2</b>	<b>56 1/2</b>	<b>23/206</b>	<b>88.5</b>
<b>Opponents</b>	<b>298</b>	<b>159</b>	<b>1,817</b>	<b>53.4</b>	<b>6.1</b>	<b>10</b>	<b>3.4</b>	<b>17</b>	<b>5.7</b>	<b>48 1/2</b>	<b>20/171</b>	<b>59.4</b>

## 1982 AMERICAN CONFERENCE

Los Angeles	8	1	0	899
Miami	7	2	0	788
Cincinnati	7	2	0	778
<b>Jets</b>	<b>6</b>	<b>3</b>	<b>0</b>	<b>667</b>
Pittsburgh	6	3	0	667
San Diego	6	3	0	667
New England	5	4	0	556
Buffalo	4	5	0	444
Cleveland	4	5	0	444
Seattle	4	5	0	444
Kansas City	3	6	0	333
Denver	2	7	0	222
Houston	1	8	0	111
Baltimore	0	8	1	056

## SCORE BY QUARTER

Jets	63	72	39	71	245
Opponents	40	54	42	30	166

## SCORING

Player	TD	Ru	Pa	Rt	PAT	FG	S	TP
Leahy	0	0	0	0	26/31	11/17	0	59
McNeil	7	6	1	0	-	-	-	42
Walker	6	0	6	0	-	-	-	36
Augustyniak	4	4	0	0	-	-	-	24
Shuler	3	0	3	0	-	-	-	18
Dierking	2	1	1	0	-	-	-	12
Jackson	2	0	0	2	-	-	-	12
L.Jones	2	0	2	0	-	-	-	12
Barkum	1	0	1	0	-	-	-	6
Crutchfield	1	1	0	0	-	-	-	6
Gaffney	1	0	1	0	-	-	-	6
Harper	1	0	1	0	-	-	-	6
Todd	1	1	0	0	-	-	-	6
<b>Jets</b>	<b>31</b>	<b>13</b>	<b>16</b>	<b>2</b>	<b>26/31</b>	<b>11/17</b>	<b>0</b>	<b>245</b>
<b>Opponents</b>	<b>20</b>	<b>5</b>	<b>10</b>	<b>5</b>	<b>19/20</b>	<b>9/15</b>	<b>0</b>	<b>166</b>

## RUSHING

Player	No.	Yds.	Avg.	Lg	TD
McNeil	151	786	5.2	48	6
Augustyniak	50	178	3.6	16	4
Dierking	38	130	3.4	11	1
Harper	20	125	6.3	40	0
Crutchfield	22	78	3.5	8	1
Barber	8	24	3.0	4	0
L.Jones	1	2	2.0	2	0
Ryan	1	1	-1.0	-1	0
Todd	13	-5	-0.4	7	1
<b>Jets</b>	<b>304</b>	<b>1,317</b>	<b>4.3</b>	<b>48</b>	<b>13</b>
<b>Opponents</b>	<b>269</b>	<b>983</b>	<b>3.7</b>	<b>25 1/2</b>	<b>5</b>

## KICK RETURNS

Player	No.	Yds.	Avg.	Lg	TD
Harper	18	368	20.4	37	0
Sohn	15	299	19.9	32	0
<b>Jets</b>	<b>33</b>	<b>667</b>	<b>20.2</b>	<b>37</b>	<b>0</b>
<b>Opponents</b>	<b>35</b>	<b>743</b>	<b>21.2</b>	<b>98 1/2</b>	<b>1</b>

## PUNTING

Player	No.	Yds.	Avg.	Net	Td	In	Lg	Bk
Ramsey	35	1,348	38.5	32.1	2	8	54	1
<b>Jets</b>	<b>35</b>	<b>1,348</b>	<b>38.5</b>	<b>32.1</b>	<b>2</b>	<b>8</b>	<b>54</b>	<b>1</b>
<b>Opponents</b>	<b>42</b>	<b>1,770</b>	<b>42.1</b>	<b>34.4</b>	<b>7</b>	<b>5</b>	<b>76</b>	<b>0</b>

## PUNT RETURNS

Player	No.	FC	Yds.	Avg.	Lg	TD
Harper	23	5	184	8.0	24	0
<b>Jets</b>	<b>23</b>	<b>5</b>	<b>184</b>	<b>8.0</b>	<b>24</b>	<b>0</b>
<b>Opponents</b>	<b>17</b>	<b>9</b>	<b>153</b>	<b>9.0</b>	<b>59 1/2</b>	<b>1</b>

## FIELD GOALS

Player	1-9	20-29	30-39	40-49	50+
Leahy	1-1	3-5	4-5	3-6	0-0
<b>Jets</b>	<b>1-1</b>	<b>3-5</b>	<b>4-5</b>	<b>3-6</b>	<b>0-0</b>
<b>Opponents</b>	<b>0-0</b>	<b>2-4</b>	<b>2-3</b>	<b>5-6</b>	<b>0-2</b>

Leahy: (1) (306) (436,376,196) (256,428) (30N,24N) (346,408,296) (406,288,496) (43N) (306,206)

Opponents: (256) (1) (328) (50N) (316,226) (326) (476,22N,49N,476) (258,51N) (446,436,446)

**Usual Starters: Offense:** WR Wesley Walker, LT Chris Ward, LG Stan Waldemore, C Joe Fields, RG Dan Alexander, RT Marvin Powell, TE Jerome Barkum, RB Johnny "Lam" Jones QB Richard Todd, RB Freeman McNeil, FB Mike Augustyniak  
**Defense:** LDE Mark Gastineau, LDT Abdul Salaam, RDT Marty Lyons, RDE Kenny Neil, RLB Lance Mehl, MLB Stan Bilinka, LLB Greg Buttle, LCB Bobby Jackson, RCB Jerry Holmes, SS Ken Schroy, FS Darroll Ray.

**Coaching Staff:** Joe Walton, Offensive Coordinator; Joe Gardi, Defensive Coordinator; Bill Baird, Secondary; Rob Ledbetter, Running Backs; Pete McCulley, Receivers; Dan Sekanovich, Defensive Line; Bob Fry, Offensive Line; Ralph Baker, Linebackers; Larry Pasquale, Special Teams.

**Pro Bowl:** C Joe Fields, DE Mark Gastineau, RB Freeman McNeil, T Marvin Powell, WR Wesley Walker.

## RECEIVING

Player	No.	Yds.	Avg.	Lg	TD
Walker	39	620	15.9	56 1/2	6
Augustyniak	24	189	7.9	15	0
Barkum	19	182	9.6	29	1
L.Jones	18	294	16.3	51	2
McNeil	16	187	11.7	32 1/2	1
Harper	14	177	12.6	39 1/2	1
Dierking	12	80	6.7	13 1/2	1
Gaffney	11	207	18.8	45 1/2	1
Shuler	8	132	16.5	51	3
B.Jones	3	32	10.7	17	0
Newton	1	7	7.0	7	0
<b>Jets</b>	<b>165</b>	<b>2,107</b>	<b>12.8</b>	<b>56 1/2</b>	<b>16</b>
<b>Opponents</b>	<b>159</b>	<b>1,817</b>	<b>11.4</b>	<b>48 1/2</b>	<b>10</b>

## INTERCEPTIONS

Player	No.	Yds.	Avg.	Lg	TD
Jackson	5	84	16.8	77 1/2	1
Ray	3	91	30.3	44	0
Holmes	3	2	0.7	2	0
Mehl	2	38	19.0	38	0
Schroy	1	34	34.0	34	0
Buttle	1	9	9.0	9	0
Lynn	1	3	3.0	3	0
Springs	1	0	0.0	0	0
<b>Jets</b>	<b>17</b>	<b>261</b>	<b>15.4</b>	<b>77 1/2</b>	<b>1</b>
<b>Opponents</b>	<b>9</b>	<b>152</b>	<b>16.9</b>	<b>47 1/2</b>	<b>3</b>

## TEAM STATISTICS

	Jets	Opp.
Total First Downs	193	160
By Rushing	87	54
By Passing	95	88
By Penalty	11	18
Third Down: Md/Att.	51/118	62/135
Third Down: Eff.	43.2	45.9
Fourth Down: Md/Att.	4/8	1/5
Fourth Down: Eff.	50	20
Total Net Yards	3218	2629
Avg. per Game	357.6	292.1
Total Offensive Plays	606	587
Avg. per Play	5.3	4.5
Net Yards Rushing	1,317	983
Total Rushing Plays	304	269
Avg. per Rush	4.3	3.7
Avg. per Game	146.3	109.2
Net Yards Passing	1,901	1,646
Avg. per Game	211.2	182.9
Sacked/Yards Lost	23/206	20/171
Gross Yards Passing	2,107	1,817
Att./Completions	279/165	298/159
Completion Pct.	59.1	53.4
Had Intercepted	9	17
Time of Possession	30:42	29:18
Punts/Avg.	36/37.4	42/42.1
Punt Return/Avg.	8	9
Net Punting/Avg.	36/32.1	36/34.4
Penalties/Yards	63/533	43/345
Fumbles/Lost	18/9	20/9
Touchdowns	31	20
Rushing	13	5
Passing	16	10
Returns	2	5

HISTORY

# NEW YORK JETS - 1983 SEASON (7-9)

Head Coach: Joe Walton - Tied for Fourth in AFC East - Home Stadium: Shea Stadium

Date	W-L Score	Opponents	Attendance
9/4	W 41-29	at San Diego	51,004
9/11	L 10-17	Seattle	54,992
9/18	L 13-23	at New England	43,182
9/25	W 27-24	L.A. Rams (OT)	52,070
10/3	W 34-10	at Buffalo	79,933
10/9	L 7-10	at Cleveland	78,235
10/16	L 14-32	Miami	58,615
10/23	L 21-27	Atlanta	46,878
10/30	W 27-13	at San Francisco	54,796
11/6	L 14-17	Baltimore	53,323
11/13	L 17-24	Buffalo	48,513
11/21	W 31-28	at New Orleans	68,606
11/27	W 26-3	New England	48,620
12/4	W 10-6	at Baltimore	29,431
12/10	L 7-34	Pittsburgh	53,996
12/16	L 14-34	at Miami	59,975

## RUSHING

Player	No.	Yds.	Avg.	Lg	TD
McNeil	160	654	4.1	19	1
Crutchfield	137	571	4.2	17	3
Harper	51	354	6.9	78t	1
Todd	35	101	2.9	17	0
Dierking	28	113	4.0	31	3
Augustyniak	18	50	2.8	6	2
Hector	16	85	5.3	42	0
Barber	15	77	5.1	13	1
Lewis	5	25	5.0	7	0
Ryan	4	23	5.8	25	0
Jones	4	10	2.5	9	0
Crosby	1	5	5.0	5	0
<b>Jets</b>	<b>474</b>	<b>2,068</b>	<b>4.4</b>	<b>78t</b>	<b>11</b>
<b>Opponents</b>	<b>547</b>	<b>2,378</b>	<b>4.3</b>	<b>85t</b>	<b>13</b>

## RECEIVING

Player	No.	Yds.	Avg.	Lg	TD
Walker	61	868	14.2	64t	7
Harper	48	413	8.6	33	2
Jones	43	734	17.1	50t	4
Dierking	33	275	8.3	19	0
Barkum	32	385	12.0	34	1
Shuler	26	272	10.5	28	1
McNeil	21	172	8.2	21	3
Crutchfield	19	133	7.0	15	0
Gaffney	17	243	14.3	35	0
Augustyniak	10	71	7.1	17	1
Barber	7	48	6.9	12	1
Lewis	6	62	10.3	23	0
Hector	5	61	12.2	22t	1
Harmon	1	4	4.0	4	0
Coombs	1	1	1.0	1	0
<b>Jets</b>	<b>330</b>	<b>3,742</b>	<b>11.3</b>	<b>64t</b>	<b>21</b>
<b>Opponents</b>	<b>269</b>	<b>3,301</b>	<b>12.3</b>	<b>66t</b>	<b>22</b>

## INTERCEPTIONS

Player	No.	Yds.	Avg.	Lg	TD
Mehl	7	57	8.1	34t	1
Holmes	3	107	35.7	43t	1
Ray	3	17	5.7	42	0
Lynn	3	70	23.3	42t	1
Jackson	2	8	4.0	8	0
Schroy	2	6	3.0	4	0
Buttle	1	17	17.0	17	0
Crable	1	0	0.0	0	0
<b>Jets</b>	<b>22</b>	<b>342</b>	<b>15.5</b>	<b>43t</b>	<b>3</b>
<b>Opponents</b>	<b>28</b>	<b>372</b>	<b>13.3</b>	<b>58</b>	<b>3</b>

## PASSING

Player	Att.	Cmp.	Yards	Cmp. %	Yds/Att.	TD	TD %	Int.	Int %	Lg	Str/Yds	Rating
Todd	518	308	3,478	59.5	6.71	18	3.5	26	5	64t	42/314	70.3
Ryan	40	21	259	52.5	6.48	2	5	2	5	36	1/3	68.6
McNeil	1	1	5	100	5	1	100	0	0	5t	0/0	127.1
<b>Jets</b>	<b>559</b>	<b>330</b>	<b>3,742</b>	<b>59</b>	<b>6.69</b>	<b>21</b>	<b>3.8</b>	<b>28</b>	<b>5</b>	<b>64t</b>	<b>43/317</b>	<b>70.8</b>
<b>Opponents</b>	<b>463</b>	<b>269</b>	<b>3,301</b>	<b>58.1</b>	<b>7.13</b>	<b>22</b>	<b>4.8</b>	<b>22</b>	<b>4.8</b>	<b>66t</b>	<b>48/378</b>	<b>76.2</b>

## 1983 AFC EAST STANDINGS

Miami	12	4	0	750
New England	8	8	0	500
Buffalo	8	8	0	500
Baltimore	7	9	0	438
<b>Jets</b>	<b>7</b>	<b>9</b>	<b>0</b>	<b>438</b>

## SCORE BY QUARTER

Jets	28	101	75	106	3	313
Opponents	72	66	90	103	0	331

## KICK RETURNS

Player	No.	Yds.	Avg.	Lg	TD
Brown	29	645	22.2	46	0
Springs	16	364	22.8	64	0
Hector	14	274	19.6	45	0
Mullen	3	57	19.0	26	0
Barber	1	9	9.0	9	0
Harper	1	16	16.0	16	0
McElroy	1	7	7.0	7	0
Shuler	1	3	3.0	3	0
<b>Jets</b>	<b>66</b>	<b>1,375</b>	<b>20.8</b>	<b>64</b>	<b>0</b>
<b>Opponents</b>	<b>50</b>	<b>1,063</b>	<b>21.3</b>	<b>78</b>	<b>0</b>

## PUNTING

Player	No.	Yds.	Avg.	Net	Tb	In	Lg	Bk
Ramsey	81	3,218	39.7	33.5	5	17	56	1
<b>Jets</b>	<b>81</b>	<b>3,218</b>	<b>39.7</b>	<b>33.5</b>	<b>5</b>	<b>17</b>	<b>56</b>	<b>1</b>
<b>Opponents</b>	<b>85</b>	<b>3,491</b>	<b>41.1</b>	<b>33.5</b>	<b>11</b>	<b>22</b>	<b>60</b>	<b>1</b>

## PUNT RETURNS

Player	No.	FC	Yds.	Avg.	Lg	TD
Springs	23	4	287	12.5	76t	1
Harmon	12	8	109	9.1	21	0
Mullen	2	3	13	6.5	9	0
Schroy	1	0	11	11.0	11	0
<b>Jets</b>	<b>38</b>	<b>15</b>	<b>420</b>	<b>11.1</b>	<b>76t</b>	<b>1</b>
<b>Opponents</b>	<b>47</b>	<b>18</b>	<b>367</b>	<b>7.8</b>	<b>77t</b>	<b>1</b>

## FIELD GOALS

Player	1-9	20-29	30-39	40-49	50+
Leahy	4-4	3-4	5-7	4-8	0-1
<b>Jets</b>	<b>4-4</b>	<b>3-4</b>	<b>5-7</b>	<b>4-8</b>	<b>0-1</b>
<b>Opponents</b>	<b>0-0</b>	<b>5-5</b>	<b>6-9</b>	<b>9-12</b>	<b>0-2</b>

Leahy: (32G,27G) (18G) (1) (35B,22G,26G) (19G,38B,42G) (1) (1)  
(44N,47N,46G) (49N) (48G,49N,52N) (37G) (18G,34G,35G,49G) (31G) (1)

Opponents: (23G,46N) (53N,40G) (43G) (34G,47B) (38G) (44G) (35G,37N) (32G,46G) (45G,24G,46N) (42G) (30G) (51N) (33G,39N) (26G,41G) (29G,40G) (49G,39G,20G)

**Usual Starters: Offense:** WR Wesley Walker, LT Chris Ward, LG Joe Pellegrini, C Joe Fields, RG Dan Alexander, RT Marvin Powell, TE Jerome Barkum, WR Johnny "Lam" Jones, DB Richard Todd, RB Freeman McNeil, FB Dwayne Crutchfield.

**Defense:** LDE Mark Gastineau, LDT Joe Klecko, RDT Marty Lyons, RDE Kenny Neil, RLB Lance Mehl, MLB Bob Crable, LLB Greg Buttle, LCB Bobby Jackson, RCB Jerry Holmes, SS Ken Schroy, FS Darrol Ray.

**Coaching Staff:** Joe Walton, Assistant Head Coach/Defensive Coordinator; Bill Baird, Secondary; Bobby Hammond, Running Backs; Rich Kottke, Receivers; Ray Callahan, Defensive Line; Mike Faulkner, Special Asst't to the Head Coach; Jim Ringo, Offensive Line; Ralph Baker, Linebackers; Larry Pasquale, Special Teams.

**Pro Bowl:** DE Mark Gastineau, DT Joe Klecko, T Marvin Powell.

## SCORING

Player	TD	Ru	Pt	Rt	PAT	FG	S	TP
Leahy	0	0	0	0	36/37	16/24	0	84
Walker	7	0	7	0	-	-	0	42
Jones	4	0	4	0	-	-	0	24
McNeil	4	1	3	0	-	-	0	24
Augustyniak	3	2	1	0	-	-	0	18
Crutchfield	3	3	0	0	-	-	0	18
Dierking	3	3	0	0	-	-	0	18
Harper	3	1	2	0	-	-	0	18
Barber	2	1	1	0	-	-	0	12
Holmes	2	0	2	-	-	-	0	12
Barkum	1	0	1	0	-	-	0	6
Gastineau	1	0	1	-	-	-	0	6
Hector	1	0	1	0	-	-	0	6
Lynn	1	0	1	-	-	-	0	6
Mehl	1	0	1	-	-	-	0	6
Shuler	1	0	1	0	-	-	0	6
Springs	1	0	1	-	-	-	0	6
Ryan	0	0	0	0	1/1	-	0	1
<b>Jets</b>	<b>38</b>	<b>11</b>	<b>21</b>	<b>6</b>	<b>37/38</b>	<b>16/24</b>	<b>0</b>	<b>313</b>
<b>Opponents</b>	<b>39</b>	<b>13</b>	<b>22</b>	<b>4</b>	<b>35/39</b>	<b>20/28</b>	<b>1</b>	<b>331</b>

## TEAM STATISTICS

	Jets	Opp.
Total First Downs	313	298
By Rushing	126	126
By Passing	171	151
By Penalty	16	21
Third Down: Md/Att.	80/214	83/220
Third Down: Eff.	37.4	37.2
Fourth Down: Md/Att.	9/17	4/12
Fourth Down: Eff.	52.9	33.3
Total Net Yards	5,493	5,301
Avg. per Game	343.3	331.3
Total Offensive Plays	1,076	1,058
Avg. per Play	5.1	5.0
Net Yards Rushing	2,068	2,378
Total Rushing Plays	474	547
Avg. per Rush	4.4	4.3
Avg. per Game	129.3	148.6
Net Yards Passing	3,425	2,923
Avg. per Game	214.1	182.7
Sacked/Yards Lost	43/37	48/378
Gross Yards Passing	3,742	3,301
Att./Completions	559/330	463/269
Completion Pct.	59	58.1
Had Intercepted	28	22
Time of Possession	29:24	30:36
Punts/Avg.	82/39.2	85/41.1
Punt Return/Avg.	11.1	7.8
Net Punting Avg.	82/33.5	85/33.5
Penalties/Yards	110/1,059	96/784
Fumbles/Lost	29/19	29/14
Touchdowns	38	39
Rushing	11	13
Passing	21	22
Returns	6	4



# NEW YORK JETS - 1984 SEASON (7-9)

Head Coach: Joe Walton - Third in AFC East - Home Stadium: The Meadowlands

Date	W-L	Score	Opponents	Attendance
9/2	W	23-14	at Indianapolis	60,398
9/6	L	17-23	Pittsburgh	70,564
9/16	W	43-23	Cincinnati	64,193
9/23	W	28-26	at Buffalo	48,330
9/30	L	21-28	New England	68,978
10/7	W	17-16	at Kansas City	51,843
10/14	W	24-20	at Cleveland	55,673
10/21	W	28-7	Kansas City	66,782
10/28	L	20-30	at New England	60,513
11/4	L	17-31	Miami	72,655
11/11	L	5-9	Indianapolis	51,066
11/18	L	10-20	at Houston	40,141
11/26	L	17-28	at Miami	74,884
12/2	L	10-20	New York Giants	74,975
12/8	W	21-17	Buffalo	54,378
12/16	L	21-41	at Tampa Bay	43,817

## PASSING

Player	Att.	Cmp.	Yards	Cmp. %	Yds/Att.	TD	TD %	Int.	Int %	Lg	Str/Yds	Rating
Ryan	285	156	1,939	54.7	6.8	14	4.9	14	4.9	44 1/2	30/214	72
O'Brien	203	116	1,402	57.1	6.9	6	3	7	3.4	49	22/168	74
<b>Jets</b>	<b>488</b>	<b>272</b>	<b>3,341</b>	<b>55.7</b>	<b>6.85</b>	<b>20</b>	<b>4.1</b>	<b>21</b>	<b>4.3</b>	<b>49</b>	<b>52/382</b>	<b>72.8</b>
<b>Opponents</b>	<b>511</b>	<b>302</b>	<b>3,862</b>	<b>61.1</b>	<b>7.56</b>	<b>24</b>	<b>4.7</b>	<b>15</b>	<b>2.9</b>	<b>80 1/2</b>	<b>44/360</b>	<b>81.9</b>

## 1984 AFC EAST STANDINGS

Miami	14	2	0	87.5
New England	9	7	0	56.3
<b>Jets</b>	<b>7</b>	<b>9</b>	<b>0</b>	<b>43.8</b>
Indianapolis	4	12	0	25.0
Buffalo	2	14	0	12.5

## SCORE BY QUARTER

Jets	68	104	63	97	332
Opponents	73	90	95	106	364

## KICK RETURNS

Player	No.	Yds.	Avg.	Lg	TD
Springs	23	521	22.7	73	0
Humphrey	22	675	30.7	97 1/2	1
Minter	10	224	22.4	52	0
Paige	3	17	2.3	7	0
Mullen	2	34	17.0	23	0
Banker	1	5	5.0	5	0
Bruckner	1	17	17.0	17	0
Davidson	1	9	9.0	9	0
Gaffney	1	6	6.0	6	0
Shuler	1	0	0.0	0	0
<b>Jets</b>	<b>65</b>	<b>1,508</b>	<b>23.0</b>	<b>97 1/2</b>	<b>1</b>
<b>Opponents</b>	<b>48</b>	<b>1,030</b>	<b>21.5</b>	<b>54</b>	<b>0</b>

## PUNTING

Player	No.	Yds.	Avg.	Net	Tb	In	Lg	Blk
Ramsey	74	2,935	39.7	33.8	8	19	64	1
<b>Jets</b>	<b>75</b>	<b>2,935</b>	<b>40.8</b>	<b>34</b>	<b>10</b>	<b>22</b>	<b>64</b>	<b>1</b>
<b>Opponents</b>	<b>67</b>	<b>2,854</b>	<b>42.6</b>	<b>36.3</b>	<b>5</b>	<b>18</b>	<b>82</b>	<b>1</b>

## PUNT RETURNS

Player	No.	FC	Yds.	Avg.	Lg	TD
Springs	28	10	247	8.8	33	0
Minter	4	2	44	11.0	18	0
Bruckner	2	0	25	12.5	20	0
Mullen	1	0	8	8.0	8	0
<b>Jets</b>	<b>35</b>	<b>12</b>	<b>324</b>	<b>9.3</b>	<b>33</b>	<b>0</b>
<b>Opponents</b>	<b>37</b>	<b>19</b>	<b>242</b>	<b>6.5</b>	<b>21</b>	<b>0</b>

## FIELD GOALS

Player	1-19	20-29	30-39	40-49	50+
Leahy	2-2	5-6	7-8	2-5	1-3
<b>Jets</b>	<b>2-2</b>	<b>5-6</b>	<b>7-8</b>	<b>2-5</b>	<b>1-3</b>
<b>Opponents</b>	<b>1-1</b>	<b>8-9</b>	<b>7-10</b>	<b>9-14</b>	<b>1-3</b>

Leahy: (296,430) (52G) (22G,39G,32G,36G,29G) (52N) (1) (37G) (30G) (1) (46G,18G) (32G,25B) (27G) (19G,27G,43N) (30G) (52N) (20G,27G,47G) (44N,30G) (44G,47N,45N,25G) (43G) (1) (48G,30G) (47G) (37G,35G)

**Usual Starters: Offense:** WR Wesley Walker, LT Reggie McElroy, LG Stan Waldemore, C Joe Fields, RG Dan Alexander, RT Marvin Powell, TE Mickey Shuler, WR Derrick Gaffney/Johnny "Lam" Jones, QB Pat Ryan, RB Freeman McNeil, FB Marion Barber.

**Defense:** LDE Mark Gastineau, LDT Barry Bennett/Joe Klecko, RDT Marty Lyons, RDE Ron Faurot, RLB Lance Mehl, MLB Kyle Clifton, LLB Greg Buttle, LCB Johnny Lynn/Davin Mullen, RCB Johnny Lynn, SS Kirk Springs, FS Darrol Ray.

**Coaching Staff:** Joe Gardi, Assistant Head Coach/Defensive Coordinator; Bill Baird, Defensive Secondary; Ralph Baker, Linebackers; Ray Callahan, Defensive Line; Mike Faulkner, Assistant to the Head Coach; Bobby Hammond, Running Backs; Rich Kotite, Receivers; Larry Pasquale, Special Teams; Jim Ringo, Running Game Coordinator.

**Pro Bowl:** DE Mark Gastineau, DT Joe Klecko, RB Freeman McNeil.

## RUSHING

Player	No.	Yds.	Avg.	Lg	TD
McNeil	229	1,070	4.7	53	5
Hector	124	531	4.3	64	1
Barber	31	148	4.8	18	2
Minter	34	136	4.0	14	1
Paige	35	130	3.7	24	7
Ryan	23	92	4.0	16	0
Harper	10	48	4.8	16	1
O'Brien	16	29	1.8	7	0
Dennison	1	4	4.0	4	0
Walker	1	1	1.0	1	0
<b>Jets</b>	<b>504</b>	<b>2,189</b>	<b>4.3</b>	<b>64</b>	<b>17</b>
<b>Opponents</b>	<b>496</b>	<b>2,063</b>	<b>4.2</b>	<b>51 1/2</b>	<b>16</b>

## RECEIVING

Player	No.	Yds.	Avg.	Lg	TD
Shuler	68	782	11.5	49	6
Walker	41	623	15.2	44 1/2	7
Jones	32	470	14.7	37	1
McNeil	25	294	11.8	32	1
Hector	20	182	9.1	26	0
Gaffney	19	285	15.0	29	0
Dennison	16	141	8.8	20	1
Humphrey	14	206	14.7	44 1/2	1
Minter	10	109	10.9	39 1/2	1
Barber	10	79	7.9	17	0
Paige	6	31	5.2	10	1
harper	5	71	14.2	28	0
Klecko	3	29	9.7	13	1
Sohn	2	28	14.0	16	0
Bruckner	1	11	11.0	11	0
<b>Jets</b>	<b>272</b>	<b>3,341</b>	<b>12.3</b>	<b>49</b>	<b>20</b>
<b>Opponents</b>	<b>312</b>	<b>3,862</b>	<b>12.4</b>	<b>80 1/2</b>	<b>24</b>

## INTERCEPTIONS

Player	No.	Yds.	Avg.	Lg	TD
Carter	4	26	6.5	19	0
Ray	2	54	27.0	28	0
Lynn	2	16	8.0	16	0
Schroy	2	13	6.5	13	0
Buttle	2	5	2.5	5	0
Mullen	1	25	25.0	25	0
Springs	1	13	13.0	13	0
Clifton	1	0	0.0	0	0
<b>Jets</b>	<b>15</b>	<b>152</b>	<b>10.1</b>	<b>28</b>	<b>0</b>
<b>Opponents</b>	<b>21</b>	<b>207</b>	<b>9.9</b>	<b>30</b>	<b>0</b>

## SCORING

Player	TD	Ru	Pa	Rt	PAT	FG	S	TP
Leahy	0	0	0	0	38/39	17/24	0	89
Paige	8	7	1	0	-	-	0	48
Walker	7	0	7	0	-	-	0	42
McNeil	6	5	1	0	-	-	0	36
Shuler	6	0	6	0	-	-	0	36
Barber	2	2	0	0	-	-	0	12
Humphrey	2	0	1	1	-	-	0	12
Minter	2	1	1	0	-	-	0	12
Buttle	1	0	0	1	-	-	0	6
Dennison	1	0	1	0	-	-	0	6
Gastineau	1	0	0	1	-	-	0	6
Harper	1	1	0	0	-	-	0	6
Hector	1	1	0	0	-	-	0	6
Jones	1	0	1	0	-	-	0	6
Klecko	1	0	1	0	-	-	0	6
Ryan	0	0	0	0	1/1	-	0	1
<b>Jets</b>	<b>40</b>	<b>17</b>	<b>20</b>	<b>3</b>	<b>38/39</b>	<b>17/24</b>	<b>1</b>	<b>332</b>
<b>Opponents</b>	<b>41</b>	<b>16</b>	<b>24</b>	<b>1</b>	<b>40/40</b>	<b>26/37</b>	<b>0</b>	<b>364</b>

## TEAM STATISTICS

	Jets	Opp.
Total First Downs	310	341
By Rushing	118	117
By Passing	176	198
By Penalty	16	26
Third Down: Md/Att.	90/217	85/214
Third Down: Eff.	41.5	39.7
Fourth Down: Md/Att.	8/19	5/14
Fourth Down: Eff.	42.1	35.7
Total Net Yards	5,148	5,566
Avg. per Game	321.8	347.9
Total Offensive Plays	1044	1052
Avg. per Play	4.9	5.3
Net Yards Rushing	2,189	2,064
Total Rushing Plays	504	497
Avg. per Rush	4.3	4.2
Avg. per Game	136.8	129
Net Yards Passing	2,959	3,502
Avg. per Game	184.9	218.9
Sacked/Yards Lost	52/382	44/360
Gross Yards Passing	3,341	3,862
Att./Completions	488/272	511/312
Completion Pct.	55.7	61.1
Had Intercepted	21	15
Time of Possession	30:02	29:58
Punts/Avg.	75/39.1	67/42.6
Punt Return/Avg.	6.5	6.5
Net Punting Avg.	75/33.8	67/36.3
Penalties/Yards	96/779	87/723
Fumbles/Lost	26/13	34/18
Touchdowns	40	41
Rushing	17	16
Passing	20	24
Returns	3	1



# NEW YORK JETS - 1985 SEASON (11-5)

Head Coach: Joe Walton - Tied for Second in AFC East - Home Stadium: The Meadowlands

Date	W-L Score	Opponents	Attendance
9/8	L 0-31	at L.A. Raiders	57,123
9/15	W 42-3	Buffalo	63,449
9/22	W 24-3	Green Bay (at Milwaukee, WI)	53,667
9/29	W 25-20	Indianapolis	61,987
10/6	W 29-20	at Cincinnati	51,785
10/14	W 23-7	Miami	73,807
10/20	L 13-20	at New England	58,163
10/27	W 17-14	Seattle	69,320
11/3	W 35-17	at Indianapolis	59,683
11/10	L 17-21	at Miami	73,965
11/17	W 42-28	Tampa Bay	65,344
11/24	W 16-13	New England (OT)	74,100
11/28	L 20-31	at Detroit	65,531
12/8	W 27-7	at Buffalo	23,122
12/14	L 6-19	Chicago	74,752
12/22	W 37-10	Cleveland	59,073
POSTSEASON			
12/28	L 14-26	New England	75,945

## PASSING

Player	Att.	Cmp.	Yards	Cmp. %	Yds/Att.	TD	TD %	Int.	Int %	Lg	Str/Yds	Rating
O'Brien	488	297	3,888	60.9	7.97	25	5.1	8	1.6	96+	62/399	96.2
Ryan	9	6	95	66.7	10.56	0	0	0	0	50	0/0	101.6
<b>Jets</b>	<b>497</b>	<b>303</b>	<b>3,983</b>	<b>61</b>	<b>8.01</b>	<b>25</b>	<b>5</b>	<b>8</b>	<b>1.6</b>	<b>96+</b>	<b>62/399</b>	<b>96.3</b>
<b>Opponents</b>	<b>507</b>	<b>267</b>	<b>3,626</b>	<b>52.7</b>	<b>7.15</b>	<b>17</b>	<b>3.4</b>	<b>22</b>	<b>4.3</b>	<b>72+</b>	<b>49/370</b>	<b>68.9</b>

## 1985 AFC EAST STANDINGS

Miami	12	4	0	750
<b>Jets</b>	<b>11</b>	<b>5</b>	<b>0</b>	<b>688</b>
New England	11	5	0	688
Indianapolis	5	11	0	313
Buffalo	2	14	0	125

## SCORE BY QUARTER

Jets	70	128	111	81	3	393
Opponents	50	91	59	64	0	264

## KICK RETURNS

Player	No.	Yds.	Avg.	Lg	TD
Humphery	17	363	21.4	56	0
Hector	11	274	24.9	47	0
Springs	10	227	22.7	58	0
Glenn	5	71	14.2	20	0
Elder	3	42	14.0	25	0
Sohn	3	7	2.3	4	0
Townsell	2	42	21.0	23	0
Kleiver	1	3	3.0	3	0
Minter	1	14	14.0	14	0
<b>Jets</b>	<b>53</b>	<b>1,043</b>	<b>19.7</b>	<b>58</b>	<b>0</b>
<b>Opponents</b>	<b>58</b>	<b>1,135</b>	<b>19.6</b>	<b>45</b>	<b>0</b>

## PUNTING

Player	No.	Yds.	Avg.	Net	Tb	In	Lg	Bk
Jennings	74	2,978	40.2	33.8	8	23	66	0
<b>Jets</b>	<b>74</b>	<b>2,978</b>	<b>40.2</b>	<b>33.8</b>	<b>8</b>	<b>23</b>	<b>66</b>	<b>0</b>
<b>Opponents</b>	<b>88</b>	<b>3,679</b>	<b>41.8</b>	<b>35.1</b>	<b>10</b>	<b>21</b>	<b>74</b>	<b>0</b>

## PUNT RETURNS

Player	No.	FC	Yds.	Avg.	Lg	TD
Sohn	16	5	149	9.3	46	0
Springs	14	4	147	10.5	40	0
Townsell	6	1	65	10.8	22	0
Minter	2	4	25	12.5	20	0
Humphery	1	0	0	0.0	0	0
<b>Jets</b>	<b>39</b>	<b>14</b>	<b>386</b>	<b>9.9</b>	<b>46</b>	<b>0</b>
<b>Opponents</b>	<b>36</b>	<b>10</b>	<b>319</b>	<b>8.9</b>	<b>37+</b>	<b>1</b>

## FIELD GOALS

Player	1-9	20-29	30-39	40-49	50+
Leahy	2-2	11-11	6-8	4-8	3-5
<b>Jets</b>	<b>2-2</b>	<b>11-11</b>	<b>6-8</b>	<b>4-8</b>	<b>3-5</b>
<b>Opponents</b>	<b>3-3</b>	<b>6-6</b>	<b>6-8</b>	<b>2-6</b>	<b>1-2</b>

Leahy: (56N,39N) (47N) (25G,50N) (22G,35G,48G,45G) (30G,33G) (22G,18G,18G,47B) (53G,52G) (41G) (21G,37N,41N,42N) (23G,27G) (21G,27G,32G) (29G,27G) (23G,55G) (46G,35G,32G)  
 Opponents: (43N,30G) (32G) (39G) (40G,29G) (53G,29G,53N) (19G,44G) (36N,47N,48N) (23G) (1) (23G,41N,28G) (19G) (39N) (18G,31G,36G,21G) (32G)

**Usual Starters: Offense:** WR Al Toon/Kurt Sohn, LT Reggie McIlroy, LG Jim Sweeney, C Joe Fields, RG Dan Alexander, RT Marvin Powell, TE Mickey Shuler, WR Wesley Walker/JoJo Townsell, QB Ken O'Brien, RB Freeman McNeil, FB Tony Paige.  
**Defense:** LDE Mark Gastineau, LDT Joe Klecko, RDE Barry Bennett, LOB Charles Jackson, ILB Kyle Clifton, RLB Lance Mehl, ROLB Rusty Gubbeau, LCB Bobby Jackson, RCB Russell Carter, SS Kirk Springs, FS Harry Hamilton.

**Coaching Staff:** Joe Walton, Defensive Coordinator/Secondary; Rich Kotite, Offensive Coordinator/Receivers; Bill Austin, Offensive Line; Zeke Bratkowski, Quarterbacks; Ray Callahan, Defensive Line; Mike Faulkner, Special Asst. to the Head Coach, Defense; Bobby Hammond, Running Backs; Larry Pasqueau, Special Teams; Dan Radakovich, Linebackers.

**Pro Bowl:** DE Mark Gastineau, DT Joe Klecko, RB Freeman McNeil, LB Lance Mehl, QB Ken O'Brien.

## SCORING

Player	TD	Ru	Pa	PAT	Fg	S	TP
Leahy	0	0	0	0	43/45	26/34	0 121
Paige	10	8	2	0	-	-	0 60
Shuler	7	0	7	0	-	-	0 42
Hector	6	6	0	0	-	-	0 36
Walker	5	0	5	0	-	-	1 32
McNeil	5	3	2	0	-	-	0 30
Sohn	4	0	4	0	-	-	0 24
Toon	3	0	3	0	-	-	0 18
Kleiver	2	0	2	0	-	-	0 12
Baldwin	1	0	1	-	-	-	0 6
Bligen	1	1	0	0	-	-	0 6
Glenn	1	0	0	1	-	-	0 6
<b>Jets</b>	<b>45</b>	<b>18</b>	<b>25</b>	<b>2</b>	<b>43/45</b>	<b>26/34</b>	<b>1 393</b>
<b>Opponents</b>	<b>30</b>	<b>10</b>	<b>17</b>	<b>3</b>	<b>30/30</b>	<b>18/25</b>	<b>0 264</b>

## TEAM STATISTICS

	Jets	Opp.
Total First Downs	344	276
By Rushing	121	85
By Passing	201	154
By Penalty	22	37
Third Down: Md/Att.	99/237	68/207
Third Down: Eff.	41.8	32.7
Fourth Down: Md/Att.	12/19	7/16
Fourth Down: Eff.	63.2	43.8
Total Net Yards	5,896	4,772
Avg. per Game	368.5	298.3
Total Offensive Plays	1123	989
Avg. per Play	5.3	4.8
Net Yards Rushing	2,312	1,516
Total Rushing Plays	564	433
Avg. per Rush	4.1	3.5
Avg. per Game	144.5	94.8
Net Yards Passing	3,584	3,256
Avg. per Game	224	203.5
Sacked/Yards Lost	62/399	49/370
Gross Yards Passing	3,983	3,626
Att./Completions	497/303	507/267
Completion Pct.	61	52.7
Had Intercepted	8	22
Time of Possession	31:11	28:49
Punts/Avg.	74/40.2	88/41.8
Punt Return/Avg.	9.9	8.9
Net Punting/Avg.	74/33.8	88/25.1
Penalties/Yards	119/907	113/868
Fumbles/Lost	35/21	42/20
Touchdowns	45	32
Rushing	18	10
Passing	25	17
Returns	2	3



# NEW YORK JETS - 1986 SEASON (10-6)

Head Coach: Joe Walton - Second in AFC East - Home Stadium: The Meadowlands

Date	W-L	Score	Opponents	Attendance
9/7	W	28-24	at Buffalo	79,951
9/11	L	6-20	New England	72,422
9/21	W	51-45	Miami (OT)	71,025
9/28	W	26-7	at Indianapolis	56,075
10/5	W	14-13	Buffalo	69,504
10/12	W	31-24	at New England	60,342
10/20	W	22-10	Denver	73,759
10/26	W	28-23	New Orleans	44,246
11/2	W	38-7	at Seattle	62,497
11/9	W	28-14	at Atlanta	53,476
11/16	W	31-16	Indianapolis	65,149
11/24	L	3-45	at Miami	70,206
11/30	L	3-17	L.A. Rams	70,539
12/7	L	10-24	at San Francisco	60,946
12/13	L	24-45	Pittsburgh	76,025
12/21	L	21-52	at Cincinnati	51,619
<b>POSTSEASON</b>				
12/28	W	35-15	Kansas City	75,210
1/3	L	20-23	at Cleveland (OT)	79,720

## PASSING

Player	Att.	Cmp.	Yards	Cmp. %	Yds/Att.	TD	TD %	Int.	Int %	Lg	Str/Yds	Rating
O'Brien	482	300	3,690	62.2	7.66	25	5.2	20	4.1	83	40/353	85.8
Ryan	55	34	342	61.8	6.22	2	3.6	1	1.8	36	5/33	84.1
Jets	537	334	4,032	62.2	7.51	27	5	21	3.9	83	45/386	85.7
Opponents	603	348	4,567	57.7	7.57	35	5.8	20	3.3	69	28/178	87.3

## 1986 AFC EAST STANDINGS

New England	11	5	0	688
Jets	10	6	0	625
Miami	8	8	0	500
Buffalo	4	12	0	250
Indianapolis	3	13	0	188

## SCORE BY QUARTER

Jets	54	181	30	93	6	364
Opponents	55	91	95	145	0	386

## KICK RETURNS

Player	No.	Yds.	Avg.	Lg	TD
Humphery	28	655	23.4	96	1
Townsell	13	322	24.8	93	1
Harper	7	71	10.1	19	0
Sohn	7	124	17.7	36	0
Rudolph	3	17	5.7	10	0
Baldwin	2	3	1.5	4	0
Shuler	2	-3	-1.5	0	0
Lynn	1	0	0.0	0	0
Jets	63	1,189	18.9	96	2
Opponents	62	1,307	21.1	52	0

## PUNTING

Player	No.	Yds.	Avg.	Net	Tb	In	Lg	Bk
Jennings	85	3,353	39.4	36.1	6	27	55	0
Jets	85	3,353	39.4	36.1	6	27	55	0
Opponents	75	2,977	39.7	31.9	12	71	1	1

## PUNT RETURNS

Player	No.	FC	Yds.	Avg.	Lg	TD
Sohn	35	8	289	8.3	27	0
Townsell	4	1	52	13.0	28	0
Jets	39	9	341	8.7	28	0
Opponents	36	17	165	4.6	40	0

## FIELD GOALS

Player	1-19	20-29	30-39	40-49	50+
Leahy	1-1	5-5	4-4	5-8	1-1
Jets	1-1	5-5	4-4	5-8	1-1
Opponents	1-1	5-5	5-5	5-12	1-1

Leahy: (1) (33G,47G) (32G) (34G,48G,47G,24G) (1) (47G) (27G,25G) (46N) (50G) (49N,43N) (32G) (45G) (25G) (22G) (18G) (1)  
 Opponents: (19G) (45G,49N,42G) (44G) (48N) (23G,32G) (26G,45N) (47G) (26G,53G,28G) (43N) (44N,43N) (54N,56N) (39G) (38G,50N,29N) (47N,33G) (36G) (43G)

**Usual Starters: Offense:** WR Al Toon, LT Jim Sweeney, LG Ted Banker, C Joe Fields, RG Dan Alexander, RT Reggie McElroy/Gordon King, TE Mickey Shuler, WR Wesley Walker, QB Ken O'Brien, RB Freeman McNeil, FB Tony Paige.

**Defense:** LE Marty Lyons, NT Joe Klecko/Tom Baldwin, RE Barry Bennett, LOLB Alex Gordon, LILB Troy Benson, RILB Kyle Clifton, ROLB Bob Crable, LCB Jerry Holmes, RCB Carl Howard, SS Rick Milano, FS Harry Hamilton.

**Coaching Staff:** Bud Carson, Defensive Coordinator; Rich Kotite, Offensive Coordinator; Zeke Bratkowski, Quarterbacks Coach; Ray Callahan, Defensive Line; Mike Faulkner, Special Asst.; to the head Coach; Bobby Hammond, Running Backs Coach; Larry Pasquale, Special Teams; Dan Radakovich, Offensive Line; Jim Vecchiarella, Linebackers.

**Pro Bowl:** TE Mickey Shuler, WR Al Toon.

## SCORING

Player	TD	Ru	Pa	Rt	PAT	Fg	S	TP
Leahy	0	0	0	0	44/44	16/19	0	92
Walker	12	0	12	0	-	-	0	72
Hector	8	8	0	0	-	-	0	48
Toon	8	0	8	0	-	-	0	48
McNeil	6	5	1	0	-	-	0	36
Shuler	4	0	4	0	-	-	0	24
Paige	2	2	0	0	-	-	0	12
Sohn	2	0	2	0	-	-	0	12
Humphery	1	0	0	1	-	-	1	8
Bligen	1	1	0	0	-	-	0	6
Townsell	1	0	0	1	-	-	0	6
Jets	45	16	27	2	44/44	16/19	1	364
Opponents	48	12	35	1	48/48	16/27	1	386

## TEAM STATISTICS

	Jets	Opp.
Total First Downs	319	349
By Rushing	104	92
By Passing	191	216
By Penalty	24	41
Third Down: Md/Att.	88/227	100/233
Third Down: Eff.	38.8	42.9
Fourth Down: Md/Att.	7/17	7/21
Fourth Down: Eff.	41.2	33.3
Total Net Yards	5,375	6,050
Avg. per Game	335.9	378.1
Total Offensive Plays	1,072	1,081
Avg. per Play	5	5.6
Net Yards Rushing	1,729	1,661
Total Rushing Plays	490	450
Avg. per Rush	3.5	3.7
Avg. per Game	108.1	103.8
Net Yards Passing	3,646	4,389
Avg. per Game	227.9	274.3
Sacked/Yards Lost	45/386	28/178
Gross Yards Passing	4,032	4,567
Att./Completions	537/334	603/348
Completion Pct.	62.2	57.7
Had Intercepted	21	20
Time of Possession	29:51	30:09
Punts/Avg	85/39.4	75/39.7
Punt Return/Avg.	8.7	4.6
Net Punting Avg.	85/36.1	75/31.9
Penalties/Yards	131/981	102/795
Fumbles/Lost	37/16	48/18
Touchdowns	45	48
Rushing	16	12
Passing	27	35
Returns	2	1

## RUSHING

Player	No.	Yds.	Avg.	Lg	TD
McNeil	214	856	4.0	40	5
Hector	164	605	3.7	41	8
Paige	47	109	2.3	9	2
Bligen	20	65	3.3	10	1
O'Brien	17	46	2.7	11	0
Ryan	8	28	3.5	18	0
Barber	11	27	2.5	8	0
Faola	3	5	1.7	2	0
Townsell	1	2	2.0	2	0
Jennings	1	0	0.0	0	0
Tonin	2	-3	-1.5	2	0
Sohn	2	-11	-5.5	-3	0
Jets	490	1,729	3.5	41	16
Opponents	450	1,661	3.7	54	12

## RECEIVING

Player	No.	Yds.	Avg.	Lg	TD
Toon	85	1,076	13.8	62	8
Shuler	69	675	9.8	36	4
Walker	49	1,016	20.7	83	12
McNeil	49	410	8.4	26	1
Hector	33	302	9.2	23	0
Paige	18	121	6.7	18	0
Kiever	15	150	10.0	21	0
Sohn	8	129	16.1	24	2
Barber	5	36	7.2	16	0
Bligen	2	6	3.0	4	0
Townsell	1	11	11.0	11	0
Jets	334	4,032	12.1	83	27
Opponents	348	4,567	13.0	69	35

## INTERCEPTIONS

Player	No.	Yds.	Avg.	Lg	TD
Holmes	6	29	4.8	28	0
Lyles	5	36	7.2	22	0
Lynn	5	36	7.2	26	0
Clifton	2	8	4.0	7	0
Hamilton	1	29	29.0	29	0
Crable	1	26	26.0	26	0
Jets	20	164	8.2	29	0
Opponents	21	230	11.0	67	1

<i><b>NEW YORK JETS - 1987 SEASON (6-9)</b></i>																		
Head Coach: Joe Walton - Fifth in AFC East - Home Stadium: The Meadowlands																		
Date	W-L Score	Opponents	Attendance	PASSING														
				Player	Air.	Cmp.	Yards	Cmp. %	Yds/Air.	TD	TD %	Int	Int %	Lg	Slt/Yds	Rating		
9/13	W 31-28	at Buffalo	75,718	O'Brien	393	234	2,696	59.5	6.86	13	3.3	8	2	59	50/364	72.7		
9/21	W 43-24	New England	70,847	Norrie	68	35	376	51.5	5.53	1	1.5	4	5.9	41t	15/72	48.4		
10/4	L 24-38	Dallas	12,370	Ryan	55	32	314	60.4	5.92	4	7.5	2	3.8	35t	1/7	86.5		
10/11	L 0-6	at Indianapolis	34,927	Briggs	2	0	0	0	0	0	0	1	50	0	0/0	0		
10/18	W 37-31	Miami (OT)	18,249	Jennings	1	1	16	100	16	0	0	0	0	16	0/0	118.8		
10/25	L 16-17	at Washington	53,497	Jets	517	302	3,402	58.4	6.58	18	3.5	15	2.9	59	66/443	71.7		
11/1	L 14-19	Indianapolis	60,863	Opponents	488	260	3,412	53.3	6.99	27	5.5	18	3.7	57	29/206	78.7		
11/9	W 30-14	Seattle	60,452	1987 AFC EAST STANDINGS														
11/15	W 16-9	at Kansas City	40,718	Indianapolis	9	6	0	.600	SCORE BY QUARTER									
11/22	L 14-17	Buffalo	58,407	New England	8	7	0	.533	Jets	32	95	68	133	6	334	SCORING		
11/29	W 27-20	Cincinnati	41,135	Opponents	58	129	105	68	0	360	Player	TD	Ru	Pa	Rt			
12/7	L 28-37	at Miami	58,879	Miami	8	7	0	.533	Leahy	0	0	0	0	0	31/31	18/22	0	85
12/13	L 20-42	at New England	60,617	Buffalo	7	8	0	.467	Hector	11	11	0	0	0	-	-	0	66
12/20	L 27-38	Philadelphia	30,572						Toon	5	0	5	0	0	-	-	0	30

RUSHING					
Player	No.	Yds.	Avg.	Lg	TD
McNeil	121	530	4.4	30	0
Hector	111	435	3.9	20t	1
Vick	77	257	3.3	14	1
E. Hunter	48	169	3.5	23	0
Bligen	31	128	4.1	15	1
O'Brien	10	61	2.0	11	0
Faola	14	43	3.1	18	2
Chirico	12	22	1.8	4	1
D. Foster	1	9	9.0	9	0
Norrie	5	5	1.0	2	0
Ryan	4	5	1.3	8t	1
Jennings	2	5	2.5	4	0
Briggs	1	4	4.0	4	0
Townsell	1	-2	-2.0	-2	0
<b>Jets</b>	<b>458</b>	<b>1,671</b>	<b>3.6</b>	<b>32</b>	<b>17</b>
<b>Opponents</b>	<b>476</b>	<b>1,835</b>	<b>3.9</b>	<b>35</b>	<b>15</b>

INTERCEPTIONS						
Player	No.	Yds.	Avg.	Lg	TD	
Howard	3	29	9.7	29	0	
Hamilton	3	25	8.3	25	0	
Miano	3	24	8.0	21	0	
Radachowsky	2	45	22.5	45	0	
Robinson	1	38	38.0	38	0	
Heath	1	35	35.0	35	0	
Holmes	1	20	20.0	20	0	
Haslett	1	9	9.0	9	0	
Crabbe	1	8	8.0	8	0	
Marc Hogan	1	5	5.0	5	0	
Rose	1	1	1.0	1	0	
<b>Jets</b>	<b>18</b>	<b>239</b>	<b>13.3</b>	<b>45</b>	<b>0</b>	
<b>Opponents</b>	<b>15</b>	<b>210</b>	<b>14.0</b>	<b>44</b>	<b>0</b>	

**Coaching Staff:** Bud Carson, Defensive Coordinator/Secondary; Rich Kotite, Offensive Coordinator/Wide Receivers; Zeke Bratkowski, Quarterbacks; Ray Callahan, Defensive Line; Mike Faulkner, Special Asst.; To the Head Coach; Bobby Hammond, Running Backs; Larry Pasquale, Special Teams; Dan Radakovich, Offensive Line; Jim Vechiarella, Linebackers.

**Pro Bowl:** WR Al Toon.

TEAM STATISTICS		
	Jets	Opp.
Total First Downs	292	300
By Rushing	97	117
By Passing	169	153
By Penalty	26	30
Third Down: Md/Att.	95/234	81/210
Third Down: Eff.	40.6	38.6
Fourth Down: Md/Att.	10/21	4/8
Fourth Down: Eff.	47.6	50
Total Net Yards	4,630	5,041
Avg. per Game	308.7	336.1
Total Offensive Plays	1041	993
Avg. per Play	4.4	5.1
Net Yards Rushing	1,671	1,835
Total Rushing Plays	458	476
Avg. per Rush	3.6	3.9
Avg. per Game	111.4	122.3
Net Yards Passing	2,959	3,206
Avg. per Game	197.3	213.7
Sacked/Yards Lost	66/443	29/206
Gross Yards Passing	3,402	3,412
Att./Completions	517/302	488/260
Completion Pct.	58.4	53.3
Had Intercepted	15	18
Time of Possession	30:28	29:32
Punts/Avg.	82/37.1	80/38.4
Punt Return/Avg.	11.8	4.9
Net Punting Avg.	82/33.5	80/31.0
Penalties/Yards	135/1,055	96/881
Fumbles/Lost	33/19	23/11
Touchdowns	39	43
Rushing	17	15
Passing	18	27
Returns	4	1



# NEW YORK JETS - 1988 SEASON (8-7-1)

Head Coach: Joe Walton - Fourth in AFC East - Home Stadium: The Meadowlands

Date	W-L	Score	Opponents	Attendance
9/4	L	3-28	at New England	44,027
9/11	W	23-3	at Cleveland	74,434
9/18	W	45-3	Houston	64,683
9/25	W	17-10	at Detroit	29,250
10/2	T	17-17	Kansas City (OT)	66,110
10/9	L	19-36	at Cincinnati	57,482
10/17	L	14-37	Buffalo	70,218
10/23	W	44-30	at Miami	68,292
10/30	W	24-20	Pittsburgh	64,682
11/6	L	14-38	at Indianapolis	59,233
11/13	L	13-14	New England	48,358
11/20	L	6-9	at Buffalo (OT)	78,389
11/27	W	38-34	Miami	52,752
12/4	L	34-38	at Kansas City	30,069
12/10	W	34-16	Indianapolis	46,284
12/18	W	27-21	New York Giants	69,770

## RUSHING

Player	No.	Yds.	Avg.	Lg	TD
McNeil	259	944	4.3	28	6
Hector	137	561	4.1	19	10
Vick	128	540	4.2	17	3
O'Brien	21	25	1.2	17	0
Ryan	5	22	4.4	15	0
Faola	1	13	13.0	13	0
Walker	1	12	12.0	12	0
Leahy	1	10	10.0	10	0
Toon	1	5	5.0	5	0
<b>Jets</b>	<b>514</b>	<b>2,132</b>	<b>4.1</b>	<b>28</b>	<b>19</b>
<b>Opponents</b>	<b>517</b>	<b>2,124</b>	<b>4.1</b>	<b>38</b>	<b>15</b>

## RECEIVING

Player	No.	Yds.	Avg.	Lg	TD
Toon	93	1,067	11.5	42	5
Shuler	70	805	11.5	42	5
McNeil	34	288	8.5	25	1
Walker	26	551	21.2	50	7
Hector	26	237	9.1	30	0
Vick	19	120	6.3	17	0
Griogs	14	133	9.5	21	0
Sohn	7	66	9.4	17	2
Dunn	6	67	11.2	26	0
Townsell	4	40	10.0	19	0
<b>Jets</b>	<b>299</b>	<b>3,374</b>	<b>11.3</b>	<b>50</b>	<b>20</b>
<b>Opponents</b>	<b>244</b>	<b>3,823</b>	<b>15.7</b>	<b>80</b>	<b>28</b>

## INTERCEPTIONS

Player	No.	Yds.	Avg.	Lg	TD
McMillan	8	168	21.0	55	2
Hasty	5	20	4.0	16	0
Booty	3	0	0.0	0	0
Howard	2	0	0.0	0	0
Miano	2	0	0.0	0	0
Zordich	1	35	35.0	35	1
McArthur	1	3	3.0	3	0
Benson	1	2	2.0	2	0
Humphery	1	0	0.0	0	0
<b>Jets</b>	<b>24</b>	<b>228</b>	<b>9.5</b>	<b>55</b>	<b>3</b>
<b>Opponents</b>	<b>11</b>	<b>126</b>	<b>11.5</b>	<b>35</b>	<b>0</b>

## PASSING

Player	Att.	Cmp.	Yards	Cmp. %	Yds/Att.	TD
O'Brien	424	236	2,567	55.7	6.05	15
Ryan	113	63	807	55.8	7.14	5
Hector	1	0	0	0	0	0
<b>Jets</b>	<b>538</b>	<b>299</b>	<b>3,374</b>	<b>55.6</b>	<b>6.27</b>	<b>20</b>
<b>Opponents</b>	<b>476</b>	<b>244</b>	<b>3,823</b>	<b>51.3</b>	<b>8.03</b>	<b>28</b>

## 1988 AFC EAST STANDINGS

Indianapolis	9	6	0	600
New England	8	7	0	533
Miami	8	7	0	533
Buffalo	7	8	0	467
<b>Jets</b>	<b>6</b>	<b>9</b>	<b>0</b>	<b>400</b>

## SCORE BY QUARTER

Jets	78	125	72	97	0	372
Opponents	86	64	104	97	3	354

## KICK RETURNS

Player	No.	Yds.	Avg.	Lg	TD
Townsell	31	601	19.4	40	0
Humphery	21	510	24.3	48	0
Sohn	9	159	17.7	27	0
Harper	7	114	16.3	32	0
Faola	2	9	4.5	7	0
Barber	1	11	11.0	11	0
Rose	1	0	0.0	0	0
<b>Jets</b>	<b>72</b>	<b>1,404</b>	<b>19.5</b>	<b>48</b>	<b>0</b>
<b>Opponents</b>	<b>70</b>	<b>1,491</b>	<b>21.3</b>	<b>56</b>	<b>0</b>

## PUNTING

Player	No.	Yds.	Avg.	Net	Tb	In	Lg	Blk
Prokop	85	3,310	38.9	34.2	10	26	64	0
<b>Jets</b>	<b>85</b>	<b>3,310</b>	<b>38.9</b>	<b>34.2</b>	<b>10</b>	<b>26</b>	<b>64</b>	<b>0</b>
<b>Opponents</b>	<b>72</b>	<b>2,742</b>	<b>38.1</b>	<b>30.9</b>	<b>5</b>	<b>13</b>	<b>66</b>	<b>1</b>

## PUNT RETURNS

Player	No.	FC	Yds.	Avg.	Lg	TD
Townsell	35	9	409	11.7	59	1
Sohn	3	1	9	3.0	5	0
<b>Jets</b>	<b>38</b>	<b>10</b>	<b>418</b>	<b>11.0</b>	<b>59</b>	<b>1</b>
<b>Opponents</b>	<b>34</b>	<b>9</b>	<b>201</b>	<b>5.9</b>	<b>24</b>	<b>0</b>

## FIELD GOALS

Player	1-9	20-29	30-39	40-49	50+
Leahy	0-0	0-0	0-0	0-0	0-1
<b>Jets</b>	<b>0-0</b>	<b>0-0</b>	<b>0-0</b>	<b>0-1</b>	<b>0-1</b>
<b>Opponents</b>	<b>0-0</b>	<b>0-0</b>	<b>0-1</b>	<b>0-1</b>	<b>0-1</b>

Leahy: (29G) (22G,29G,23G,49N) (47G) (39G,33N) (23G,44N) (30G) (1) (33G,38G,28G) (41G) (51B) (47G,48G) (23G,40B,40G) (29G) (33G,32G) (35G,46G) (41G,20G)

Opponents: (39G,24G,47N) (47G) (30G,48N,26N) (39G) (34G) (30B,25G) (30G,25G) (30G,34G,28G) (36G,37N) (25G,21G) (51G,48N) (1) (25G,47G,26G,30G) (1) (43B,21G) (45G) (31N,49N)

**Usual Starters: Offense:** WR Al Toon, LT Jeff Criswell, LG Mike Haight, C Jim Sweeney, RG Dan Alexander, RT Reggie McElroy, TE Mickey Shuler, WR Wesley Walker, QB Ken O'Brien, RB Freeman McNeil, FB Roger Vick.

**Defense:** LE Mark Gastineau, NT Scott Mersereau, RE Marty Lyons, LOLB Alex Gordon, LILB Troy Benson, RILB Kyle Clifton, ROLB Kevin McArthur, LCB Bobby Humphery, RCB James Hasty, SS Rick Miano, FS Erik McMillan.

**Coaching Staff:** Bud Carson, Defensive Coordinator; Rich Kotite, Offensive Coordinator/Wide Receivers; Zeke Bratkowski, Quarterbacks; Wally Chambers, Defensive Line; Mike Faulkner, Secondary; Bobby Hammond, Running Backs; Larry Pasquale, Special Teams; Dan Radakovich, Offensive Line; Jim Vechiarella, Linebackers; Ray Calahan, Quality Control.

**Pro Bowl:** FS Erik McMillan, TE Mickey Shuler, WR Al Toon.

## SCORING

Player	TD	Ru	Pt	Pat	Fg	S	TP
Leahy	0	0	0	0	43/43	23/28	0
Hector	10	10	0	0	-	-	0
McNeil	7	6	1	0	-	-	0
Walker	7	0	7	0	-	-	0
Shuler	5	0	5	0	-	-	0
Toon	5	0	5	0	-	-	0
Vick	3	3	0	0	-	-	0
McMillan	2	0	0	2	-	-	0
Sohn	2	0	2	0	-	-	0
Townsell	1	0	0	1	-	-	0
Zordich	1	0	0	1	-	-	0
Lyons	0	0	0	0	-	-	0
<b>Jets</b>	<b>43</b>	<b>19</b>	<b>20</b>	<b>4</b>	<b>43/43</b>	<b>23/28</b>	<b>1</b>
<b>Opponents</b>	<b>43</b>	<b>15</b>	<b>28</b>	<b>0</b>	<b>36/43</b>	<b>20/30</b>	<b>0</b>

## TEAM STATISTICS

	Jets	Opp.
Total First Downs	331	310
By Rushing	118	123
By Passing	181	162
By Penalty	32	25
Third Down: Md/Att.	97/233	87/214
Third Down: Eff.	41.6	40.7
Fourth Down: Md/Att.	7/17	11/21
Fourth Down: Eff.	41.2	52.4
Total Net Yards	5,215	5,633
Avg. per Game	325.9	352.1
Total Offensive Plays	1,094	1,038
Avg. per Play	4.8	5.4
Net Yards Rushing	2,132	2,124
Total Rushing Plays	514	517
Avg. per Rush	4.1	4.1
Avg. per Game	133.3	132.8
Net Yards Passing	3,083	3,509
Avg. per Game	192.7	219.3
Sacked/Yards Lost	42/291	45/314
Gross Yards Passing	3,374	3,823
Att./Completions	538/299	476/244
Completion Pct.	55.6	51.3
Had Intercepted	11	24
Time of Possession	31:24	29:32
Punts/Avg.	85/38.9	72/38.1
Punt Return/Avg.	11	5.9
Net Punting/Avg.	85/34.2	72/30.9
Penalties/Yards	115/931	89/757
Fumbles/Lost	32/16	35/16
Touchdowns	43	43
Rushing	19	15
Passing	20	28
Returns	4	0

HISTORY

# NEW YORK JETS - 1989 SEASON (4-12)

Head Coach: Joe Walton - Fifth in AFC East - Home Stadium: The Meadowlands

Date	W-L	Score	Opponents	Attendance
9/10	L	24-27	New England	64,541
9/17	L	24-38	at Cleveland	73,516
9/24	W	40-33	at Miami	65,908
10/1	L	10-17	Indianapolis	65,542
10/9	L	7-14	L.A. Raiders	68,040
10/15	L	14-29	at New Orleans	59,521
10/22	L	3-34	at Buffalo	76,811
10/29	L	10-23	San Francisco	62,805
11/5	W	27-26	at New England	53,366
11/12	L	23-31	Miami	65,923
11/19	L	10-27	at Indianapolis	58,236
11/26	W	27-7	Atlanta	40,429
12/3	W	20-17	at San Diego	38,954
12/10	L	0-43	Pittsburgh	41,037
12/17	L	14-38	at L.A. Rams	53,063
12/23	L	0-37	Buffalo	21,148

## PASSING

Player	Att.	Cmp.	Yards	Cmp. %	Yds/Att.	TD	TD %	Int.	Int %	Lg	Str/Yds	Rating
O'Brien	477	288	3,346	60.4	7.01	12	2.5	18	3.8	57	50/391	74.3
Eason	36	22	255	61.1	7.08	1	2.8	2	5.6	63t	7/42	68.6
Ryan	30	15	153	50	5.1	1	3.3	3	10	25	2/26	36.5
Mackey	25	11	125	44	5	0	0	1	4	22	3/18	42.9
Malone	2	2	13	100	6.5	0	0	0	0	11	0/10	93.8
<b>Jets</b>	<b>570</b>	<b>338</b>	<b>3,892</b>	<b>59.3</b>	<b>6.83</b>	<b>14</b>	<b>2.5</b>	<b>24</b>	<b>4.2</b>	<b>63t</b>	<b>62/447</b>	<b>70.6</b>
<b>Opponents</b>	<b>514</b>	<b>282</b>	<b>4,035</b>	<b>54.9</b>	<b>7.85</b>	<b>31</b>	<b>6</b>	<b>15</b>	<b>2.9</b>	<b>78t</b>	<b>28/177</b>	<b>88.5</b>

## 1989 AFC EAST STANDINGS

Player	Att.	Cmp.	Yards	Cmp. %	Yds/Att.	TD	TD %	Int.	Int %	Lg	Str/Yds	Rating
Buffalo	9	7	0	563								
Indianapolis	8	8	0	500								
Miami	8	8	0	500								
New England	5	11	0	313								
<b>Jets</b>	<b>4</b>	<b>12</b>	<b>0</b>	<b>250</b>								

## SCORE BY QUARTER

Player	Att.	Cmp.	Yards	Cmp. %	Yds/Att.	TD	TD %	Int.	Int %	Lg	Str/Yds	Rating
Jets	37	74	60	82	253							
Opponents	53	133	119	106	411							

## KICK RETURNS

Player	No.	Yds.	Avg.	Lg	TD
Townsell	34	653	19.2	69	0
Humphrey	24	414	17.3	52	0
Epps	9	154	17.1	43	0
Dixon	4	67	16.8	21	0
Nichols	2	9	4.5	7	0
Washington	1	11	11.0	11	0
Byrd	1	1	1.0	1	0
<b>Jets</b>	<b>75</b>	<b>1,309</b>	<b>17.5</b>	<b>69</b>	<b>0</b>
<b>Opponents</b>	<b>47</b>	<b>1,029</b>	<b>21.9</b>	<b>49</b>	<b>0</b>

## PUNTING

Player	No.	Yds.	Avg.	Net	Tb	In	Lg	Bk
Prokop	87	3,426	39.4	35.5	4	29	76	0
<b>Jets</b>	<b>87</b>	<b>3,426</b>	<b>39.4</b>	<b>35.5</b>	<b>4</b>	<b>29</b>	<b>76</b>	<b>0</b>
<b>Opponents</b>	<b>69</b>	<b>2,746</b>	<b>39.8</b>	<b>33.7</b>	<b>6</b>	<b>18</b>	<b>59</b>	<b>1</b>

## PUNT RETURNS

Player	No.	FC	Yds.	Avg.	Lg	TD
Townsell	33	12	299	9.1	30	0
<b>Jets</b>	<b>33</b>	<b>12</b>	<b>299</b>	<b>9.1</b>	<b>30</b>	<b>0</b>
<b>Opponents</b>	<b>34</b>	<b>22</b>	<b>257</b>	<b>7.6</b>	<b>49t</b>	<b>1</b>

## FIELD GOALS

Player	F-9	20-29	30-39	40-49	50+
Leahy	1-1	6-7	3-4	4-8	0-1
<b>Jets</b>	<b>1</b>	<b>6</b>	<b>7</b>	<b>3</b>	<b>4</b>
<b>Opponents</b>	<b>0-0</b>	<b>8-8</b>	<b>5-10</b>	<b>7-10</b>	<b>1-3</b>

Leahy: (40G) (36G,32N,43N) (32G) (26G) (1) (41G,52N) (24G) (18G,23G) (38G,20G,22G) (46G,45N) (28G,46G) (1) (47N,41B) (1) (29B)  
Opponents: (1) (21G) (41B,21G,26G) (38G) (52N) (42G,29G) (38G,27G,37N) (25G,41G,40G) (47G,43N,26G,39B) (34N,59G,52N) (45G,31G,37N) (1) (39G,37N) (48N,42G,45G) (37G) (26G)

**Usual Starters:** Offense: WR Al Toon, LT Jeff Criswell, LG Mike Haight, C Jim Sweeney, RG Dan Alexander, RT Reggie McElroy, TE Keith Neupert/Mickey Shuler, WR JoJo Townsell, QB Ken O'Brien, RB Johnny Hector, FB Roger Vick.

**Defense:** LE Paul Frase, NT Scott Mersereau, RE Ron Stallworth, LOLB Alex Gordon, LILB Troy Benson, RILB Kyle Clifton, ROLB Jeff Lageman, LCB Bobby Humphrey, RCB James Hastly, SS George Radachowsky, FS Erik McMillan.

**Coaching Staff:** Ralph Hawkins, Defensive Coordinator; Rich Kotite, Offensive Coordinator/Wide Receivers; Zeke Bratkowski, Quarterbacks; Wallace Chambers, Defensive Line; Mike Faulkner, Secondary; Bobby Hammond, Running Backs; Larry Pasquale, Special Teams; Rod Humenuik, Offensive Line; Jim Vecchiarella, Linebackers; Ray Callahan, Quality Control.

**Pro Bowl:** FS Erik McMillan.

## SCORING

Player	TD	Ru	P	RE	PAT	FG	S	TP
Leahy	0	0	0	0	5	29/30	14/21	0 71
Vick	7	5	2	0	-	-	-	0 42
Hector	5	3	2	0	-	-	-	0 30
Townsell	5	0	5	0	-	-	-	0 30
McMillan	3	0	0	3	-	-	-	0 18
McNeil	3	2	1	0	-	-	-	0 18
Toon	2	0	2	0	-	-	-	0 12
Burkett	1	0	1	0	-	-	-	0 6
Hasty	1	0	0	1	-	-	-	0 6
Neupert	1	0	1	0	-	-	-	0 6
Prokop	1	1	0	0	-	-	-	0 6
Radachowsky	1	0	1	0	-	-	-	0 6
<b>Jets</b>	<b>30</b>	<b>11</b>	<b>14</b>	<b>5</b>	<b>29</b>	<b>29/30</b>	<b>14/21</b>	<b>1 253</b>
<b>Opponents</b>	<b>50</b>	<b>16</b>	<b>31</b>	<b>3</b>	<b>46</b>	<b>46/49</b>	<b>2/31</b>	<b>1 411</b>

## TEAM STATISTICS

	Jets	Opp.
Total First Downs	292	328
By Rushing	91	127
By Passing	189	178
By Penalty	12	23
Third Down: Md/Att.	68/210	82/213
Third Down: Eff.	32.4	38.5
Fourth Down: Md/Att.	7/15	7/16
Fourth Down: Eff.	46.7	43.8
Total Net Yards	5,011	5,994
Avg. per Game	313.2	374.6
Total Offensive Plays	1032	1059
Avg. per Play	4.9	5.7
Net Yards Rushing	1,596	2,136
Total Rushing Plays	400	517
Avg. per Rush	4	4.1
Avg. per Game	99.8	133.5
Net Yards Passing	3,415	3,858
Avg. per Game	213.4	241.1
Sacked/Yards Lost	62/477	28/177
Gross Yards Passing	3,892	4,035
Att./Completions	570/338	514/282
Completion Pct.	59.3	54.9
Had Intercepted	24	15
Time of Possession	29:16	30:44
Punts/Avg	87/39.4	69/39.8
Punt Return/Avg.	91	7.6
Net Punting Avg.	87/35.5	69/33.7
Penalties/Yards	116/953	90/675
Fumbles/Lost	32/17	32/9
Touchdowns	30	50
Rushing	11	16
Passing	14	31
Returns	5	3





# NEW YORK JETS - 1990 SEASON (6-10)

Head Coach: Bruce Coslet - Fourth in AFC East - Home Stadium: The Meadowlands

Date	W-L Score	Opponents	Attendance
9/9	L 20-25	at Cincinnati	56,167
9/16	W 24-21	Cleveland	67,354
9/24	L 7-30	Buffalo	69,927
9/30	W 37-13	at New England	36,724
10/7	L 16-20	at Miami	69,678
10/14	L 3-39	San Diego	63,311
10/21	L 27-30	at Buffalo	79,002
10/28	W 17-12	at Houston	56,337
11/4	W 24-9	Dallas	68,068
11/11	L 3-17	Miami	68,362
11/18	L 14-17	at Indianapolis	47,283
11/25	L 7-24	Pittsburgh	57,806
12/2	L 17-38	at San Diego	40,877
12/16	L 21-29	Indianapolis	41,423
12/23	W 42-7	New England	46,641
12/30	W 16-14	at Tampa Bay	46,543

## PASSING

Player	Att.	Cmp.	Yards	Cmp. %	Yds/Att.	TD
O'Brien	411	226	2,855	55	6.95	13
Eason	28	13	155	46.4	5.54	0
Taylor	10	7	49	70	4.9	1
Toon	2	0	0	0	0	0
<b>Jets</b>	<b>451</b>	<b>246</b>	<b>3,059</b>	<b>54.5</b>	<b>6.78</b>	<b>14</b>
<b>Opponents</b>	<b>516</b>	<b>311</b>	<b>3,745</b>	<b>60.3</b>	<b>7.26</b>	<b>23</b>

## 1990 AFC EAST STANDINGS

Buffalo	13	3	0	.813
Miami	12	4	0	.750
Indianapolis	7	9	0	.438
<b>Jets</b>	<b>6</b>	<b>10</b>	<b>0</b>	<b>.375</b>
New England	1	15	0	.063

## SCORE BY QUARTER

Jets	61	131	46	57	295
Opponents	38	100	90	117	345

## KICK RETURNS

Player	No.	Yds.	Avg.	Lg	TD
Mathis	43	787	18.3	35	0
Townsell	7	158	22.6	38	0
Odegaard	5	89	17.8	25	0
Nichols	2	3	1.5	3	0
A. B. Brown	1	63	63.0	63	0
Boyer	1	14	14.0	14	0
Duffy	1	8	8.0	8	0
Dressel	1	7	7.0	7	0
<b>Jets</b>	<b>61</b>	<b>1,129</b>	<b>18.5</b>	<b>63</b>	<b>0</b>
<b>Opponents</b>	<b>61</b>	<b>1,185</b>	<b>19.4</b>	<b>98</b>	<b>1</b>

## PUNTING

Player	No.	Yds.	Avg.	Net	Tb	In	Lg	Bk
Prokop	59	2,363	40.1	34.7	3	18	58	0
Leahy	1	12	12.0	12.0	0	0	12	0
O'Brien	1	23	23.0	11.0	0	0	23	0
<b>Jets</b>	<b>61</b>	<b>2,398</b>	<b>39.3</b>	<b>33.9</b>	<b>3</b>	<b>18</b>	<b>58</b>	<b>0</b>
<b>Opponents</b>	<b>56</b>	<b>2,321</b>	<b>41.4</b>	<b>33.6</b>	<b>6</b>	<b>14</b>	<b>69</b>	<b>0</b>

## PUNT RETURNS

Player	No.	FC	Yds.	Avg.	Lg	TD
Townsell	17	4	154	9.1	20	0
Mathis	11	7	165	15.0	98	1
Hasty	1	0	0	0.0	0	0
Odegaard	1	0	0	0.0	0	0
<b>Jets</b>	<b>30</b>	<b>11</b>	<b>319</b>	<b>10.6</b>	<b>98</b>	<b>1</b>
<b>Opponents</b>	<b>35</b>	<b>8</b>	<b>269</b>	<b>7.7</b>	<b>35</b>	<b>0</b>

## FIELD GOALS

Player	1-9	20-29	30-39	40-49	50+
Leahy	2-2	12-12	6-7	3-5	0-0
<b>Jets</b>	<b>2-2</b>	<b>12-12</b>	<b>6-7</b>	<b>3-5</b>	<b>0-0</b>
<b>Opponents</b>	<b>0-0</b>	<b>5-7</b>	<b>10-10</b>	<b>9-11</b>	<b>0-4</b>

Leahy: (336:266) (47G:47N) (1) (24G:18G:46G) (25G:19G:30G) (22G) (28G:25G) (32G) (24G) (24G) (32G:21G:29G:40G) (1) (38G:36N) (40N) (1) (21G:32G:25G)

Opponents: (43G:42N:44G:37G) (1) (48G:42G:27G:24B) (46G:40G) (1) (34G:42G:37G) (29G:24N) (42G:49G:40N:52N) (37G:35G:32G) (26G:53N) (52N:38G) (33G) (22G) (35G:20G:37G) (50N) (1)

**Usual Starters: Offense:** WR Rob Moore, LT Jeff Criswell, LG

Mike Haiger, C Jim Sweeney, RG Dave Cadigan/Trevor

Match/Dwayne White, RT Brett Miller, TE Mark Boyer, WR Al

Toon, QB Ken O'Brien, RB Blair Thomas, FB Brad Baxter.

**Defense:** LE Ron Stallworth, LT Scott Mersereau, RT Dennis

Byrd, RE Jeff Lageman, LLB Joe Mott, MLB Kyle Clifton, RLB

Joe Kelly, LCB Tony Stargell, RCB James Hasty, SS Brian

Washington, FS Erik McMillan.

**Coaching Staff:** Pete Carroll, Defensive Coordinator, ;

Offensive Coordinator: Larry Beightol, Offensive Line: Kippy

Brown, Running Backs: Joe Daniels, Quarterbacks: Ed

Donatell, Defensive Assistant and Defensive Coach: Foge

Fazio, Special Teams Coordinator: Monte Kiffin, Linebackers:

Chip Myers, Wide Receivers: Greg Robinson, Defensive Line:

Bob Wyllie, Offensive Assistant and Tight Ends.

## RUSHING

Player	No.	Yds.	Avg.	Lg	TD
Thomas	123	620	5.0	41	1
Baxter	124	539	4.3	28	6
F. McNeil	99	458	4.6	29	6
Hector	91	377	4.1	22	2
O'Brien	21	72	3.4	15	0
Eason	7	29	4.1	24	0
Prokop	3	2	0.7	8	0
Taylor	2	20	10	15	1
Mathis	2	9	4.5	10	0
R. Moore	2	-4	-2.0	4	0
A. B. Brown	1	8	8.0	8	0
Wellsandt	1	-3	-3.0	-3	0
<b>Jets</b>	<b>476</b>	<b>2,327</b>	<b>4.5</b>	<b>41</b>	<b>16</b>
<b>Opponents</b>	<b>423</b>	<b>2,018</b>	<b>4.8</b>	<b>60</b>	<b>15</b>

## RECEIVING

Player	No.	Yds.	Avg.	Lg	TD
Toon	57	757	13.3	46	6
R. Moore	44	692	15.7	69	6
Boyer	40	334	8.4	25	1
Thomas	20	204	10.2	55	1
Mathis	19	245	12.9	23	0
F. McNeil	16	230	14.4	59	0
Burkett	14	204	14.6	46	0
Baxter	8	73	9.1	22	0
Hector	8	72	9.0	25	0
Dressel	6	66	11.0	21	0
Dawkins	5	68	13.6	31	0
Wellsandt	5	57	11.4	20	0
Townsell	4	57	14.3	18	0
<b>Jets</b>	<b>246</b>	<b>3,059</b>	<b>12.4</b>	<b>69</b>	<b>14</b>
<b>Opponents</b>	<b>311</b>	<b>3,745</b>	<b>12.0</b>	<b>69</b>	<b>23</b>

## INTERCEPTIONS

Player	No.	Yds.	Avg.	Lg	TD
McMillan	5	92	18.4	25	0
Clifton	3	49	16.3	39	0
B. Washington	3	22	7.3	13	0
Curtis	2	45	22.5	23	0
Hasty	2	0	0.0	0	0
Madigan	2	-3	-1.5	0	0
Stargell	1	0	0.0	0	0
Mayes	1	0	0.0	0	0
<b>Jets</b>	<b>18</b>	<b>205</b>	<b>11.4</b>	<b>39</b>	<b>0</b>
<b>Opponents</b>	<b>11</b>	<b>186</b>	<b>16.9</b>	<b>36</b>	<b>0</b>

## SCORING

Player	TD	Ru	Pa	Rt	PAT	Fg	S	TP
Leahy	0	0	0	0	32/32	23/26	0	101
Baxter	6	6	0	0	-	-	0	36
F. McNeil	6	6	0	0	-	-	0	36
R. Moore	6	6	0	0	-	-	0	36
Toon	6	6	0	0	-	-	0	36
Hector	2	2	0	0	-	-	0	12
Thomas	2	1	1	0	-	-	0	12
Boyer	1	0	1	0	-	-	0	6
Davis	1	0	0	1	-	-	0	6
Mathis	1	0	0	1	-	-	0	6
Taylor	1	1	0	0	-	-	0	6
Byrd	0	0	0	0	-	-	0	2
<b>Jets</b>	<b>32</b>	<b>16</b>	<b>14</b>	<b>2</b>	<b>32/32</b>	<b>23/26</b>	<b>1</b>	<b>295</b>
<b>Opponents</b>	<b>39</b>	<b>15</b>	<b>23</b>	<b>1</b>	<b>35/38</b>	<b>24/32</b>	<b>1</b>	<b>345</b>

## TEAM STATISTICS

	Jets	Opp.
Total First Downs	295	318
By Rushing	128	112
By Passing	143	186
By Penalty	24	20
Third Down: Md/Att.	74/193	88/199
Third Down: Eff.	38.3	44.2
Fourth Down: Md/Att.	5/21	10/14
Fourth Down: Eff.	23.8	71.4
Total Net Yards	4,886	5,455
Avg. per Game	305.4	340.9
Total Offensive Plays	967	977
Avg. per Play	5.1	5.6
Net Yards Rushing	2,127	2,018
Total Rushing Plays	476	423
Avg. per Rush	4.5	4.8
Avg. per Game	132.9	126.1
Net Yards Passing	2,759	3,437
Avg. per Game	172.4	214.8
Sacked/Yards Lost	40/300	38/308
Gross Yards Passing	3,059	3,745
Att./Completions	451/246	516/311
Completion Pct.	54.5	60.3
Had Intercepted	11	18
Time of Possession	30:05	29:55
Punts/Avg.	61/39.3	56/41.4
Punt Return/Avg.	10.6	7.7
Net Punting/Avg.	61/33.9	56/33.6
Penalties/Yards	101/848	106/876
Fumbles/Lost	28/13	29/11
Touchdowns	32	39
Rushing	16	15
Passing	14	23
Returns	2	1

# NEW YORK JETS - 1991 SEASON (8-8)

Head Coach: Bruce Coslet - Tied for Second in AFC East - Home Stadium: The Meadowlands

Date	W-L	Score	Opponents	Attendance
9/1	W	16-13	Tampa Bay	61,204
9/8	L	13-20	at Seattle	56,770
9/15	L	20-23	Buffalo	65,309
9/22	L	13-19	at Chicago (OT)	65,256
9/29	W	41-23	Miami	71,170
10/6	W	17-14	at Cleveland	71,042
10/13	L	20-23	Houston	70,758
10/20	W	17-6	at Indianapolis	53,025
11/3	W	19-16	Green Bay (OT)	67,435
11/10	L	27-28	Indianapolis	44,792
11/17	W	28-21	at New England	30,743
11/24	W	24-3	San Diego	59,025
12/1	L	13-24	at Buffalo	80,243
12/8	L	20-34	at Detroit	69,304
12/15	L	3-6	New England	55,689
12/22	W	23-20	at Miami (OT)	69,636
<b>POSTSEASON</b>				
12/29	L	10-17	at Houston	61,485

## RUSHING

Player	No.	Yds.	Avg.	Lg	TD
Thomas	189	728	3.9	25	3
Baxter	184	666	3.6	31	11
Hector	62	345	5.6	47	0
McNeill	51	300	5.9	58	2
O'Brien	23	60	2.6	13	0
Taylor	7	23	3.3	13	0
A. B. Brown	3	4	1.3	2	1
Mathis	1	19	19.0	19	0
Aguir	1	18	18.0	18	0
Nagle	1	-1	-1.0	-1	0
Burkett	1	-2	-2.0	-2	0
<b>Jets</b>	<b>523</b>	<b>2,160</b>	<b>4.1</b>	<b>58</b>	<b>17</b>
<b>Opponents</b>	<b>379</b>	<b>1,442</b>	<b>3.8</b>	<b>51</b>	<b>8</b>

## RECEIVING

Player	No.	Yds.	Avg.	Lg	TD
Toon	74	963	13.0	32	0
R. Moore	70	987	14.1	53	5
Thomas	30	195	6.5	18	1
Mathis	28	329	11.8	39	1
Burkett	23	327	14.2	50	4
Dressel	17	122	7.2	22	0
Boyer	16	153	9.6	22	0
Baxter	12	124	10.3	34	0
McNeill	7	56	8.0	13	0
Hector	7	51	7.3	16	0
Whisenhunt	4	34	8.5	16	0
Dawkins	3	28	12.7	24	0
Mathis	3	23	7.7	14	1
O'Brien	1	27	27.0	27	0
<b>Jets</b>	<b>295</b>	<b>3,429</b>	<b>11.6</b>	<b>53</b>	<b>12</b>
<b>Opponents</b>	<b>331</b>	<b>3,765</b>	<b>11.4</b>	<b>73</b>	<b>21</b>

## INTERCEPTIONS

Player	No.	Yds.	Avg.	Lg	TD
Brim	4	52	13.0	24	0
McMillan	3	168	56.0	83	2
Hasty	3	39	13.0	39	0
J. Kelly	2	6	3.0	6	0
Mersereau	2	0	0.0	0	0
young	1	15	15.0	15	0
Clifton	1	3	3.0	3	0
Kors	1	0	0.0	0	0
B. Washington	1	0	0.0	0	0
<b>Jets</b>	<b>18</b>	<b>283</b>	<b>15.7</b>	<b>83</b>	<b>2</b>
<b>Opponents</b>	<b>12</b>	<b>105</b>	<b>8.8</b>	<b>40</b>	<b>0</b>

## PASSING

Player	Att.	Cmp.	Yards	Cmp. %	Yds/AHL	TD
O'Brien	489	287	3,300	58.7	6.75	10
Taylor	10	5	76	50	7.6	1
Nagle	2	1	10	50	5	0
Thomas	1	1	16	100	16	1
Toon	1	1	27	100	27	0
<b>Jets</b>	<b>503</b>	<b>295</b>	<b>3,429</b>	<b>58.6</b>	<b>6.82</b>	<b>12</b>
<b>Opponents</b>	<b>540</b>	<b>331</b>	<b>3,765</b>	<b>61.3</b>	<b>6.97</b>	<b>21</b>

## 1991 AFC EAST STANDINGS

Buffalo	13	3	0	.813
<b>Jets</b>	<b>8</b>	<b>8</b>	<b>0</b>	<b>.500</b>
Miami	8	8	0	.500
New England	6	10	0	.375
Indianapolis	1	15	0	.063

## SCORE BY QUARTER

Jets	93	84	53	78	6	314
Opponents	36	78	91	82	6	293

## KICK RETURNS

Player	No.	Yds.	Avg.	Lg	TD
Mathis	29	599	20.7	50	0
A. B. Brown	10	100	10.0	31	0
Hector	8	172	21.5	53	0
Odegaard	6	106	17.7	32	0
Dawkins	2	22	11.0	12	0
P. Kelly	1	4	4.0	4	0
Boyer	1	0	0.0	0	0
Dressel	1	0	0.0	0	0
<b>Jets</b>	<b>58</b>	<b>1,003</b>	<b>17.3</b>	<b>53</b>	<b>0</b>
<b>Opponents</b>	<b>60</b>	<b>921</b>	<b>15.4</b>	<b>88</b>	<b>1</b>

## PUNTING

Player	No.	Yds.	Avg.	Net	Tb	In	Lg	Bk
Aguir	64	2,521	39.4	34.6	7	14	61	0
<b>Jets</b>	<b>64</b>	<b>2,521</b>	<b>39.4</b>	<b>34.6</b>	<b>7</b>	<b>14</b>	<b>61</b>	<b>0</b>
<b>Opponents</b>	<b>56</b>	<b>2,271</b>	<b>40.6</b>	<b>35.6</b>	<b>6</b>	<b>15</b>	<b>57</b>	<b>1</b>

## PUNT RETURNS

Player	No.	FC	Yds.	Avg.	Lg	TD
Mathis	22	10	154	6.8	25	0
Mathis	1	0	3	3.0	3	0
<b>Jets</b>	<b>23</b>	<b>10</b>	<b>157</b>	<b>6.8</b>	<b>25</b>	<b>0</b>
<b>Opponents</b>	<b>29</b>	<b>13</b>	<b>164</b>	<b>5.7</b>	<b>21</b>	<b>1</b>

## FIELD GOALS

Player	1-9	20-29	30-39	40-49	50+
Leahy	3-3	13-16	9-11	1-5	0-2
Allegre	0-0	1-1	1-1	1-2	0-0
Aguir	0-0	1-2	0-0	0-0	0-0
<b>Jets</b>	<b>3-3</b>	<b>15-19</b>	<b>10-12</b>	<b>2-7</b>	<b>0-2</b>
<b>Opponents</b>	<b>0-0</b>	<b>5-9</b>	<b>10-13</b>	<b>7-14</b>	<b>4-5</b>

Leahy: (48N,30G,25G,40G) (29G,30G) (32G,29G,51N) (19G,37N,28N) (44N,25G,27G) (28G) (21G,52N,31G) (19G) (30G,39G,47N,22G,37G) (22N,44N,22G,25G) (1) (28G) (19G,23G) (30N,22G,25G); (Game 15: 23N);

Aguir: (Game 15: 23G,27N);

Allegre: (43N,25G,44G,30G)

Opponents: (29G,38G,37N,1) (23G,34G,28N) (52G,25G,44G,48N) (33G,45N,44G) (33G,53G,33G) (1) (23G) (42G,34G,49N) (53G,41G,34G,42N) (1) (39N) (53G,46N) (31G) (43G,37G,43N,39B) (45G,41G) (53N,41N,23G,33G)

## SCORING

Player	TD	Ru	Pa	Rt	PAT	FG	S	TP
Leahy	0	0	0	0	30/30	26/37	0	108
Baxter	11	0	0	0	-	-	0	66
Burkett	5	0	4	1	-	-	0	30
R. Moore	5	0	5	0	-	-	0	30
Thomas	4	3	1	0	-	-	0	24
McMillan	2	0	0	2	-	-	0	12
McNeill	2	2	0	0	-	-	0	12
Allegre	0	0	0	0	2/2	3/4	0	11
A. B. Brown	1	1	0	0	-	-	0	6
Mathis	1	0	1	0	-	-	0	6
Mathis	1	0	1	0	-	-	0	6
Aguir	0	0	0	0	-	1/2	0	3
<b>Jets</b>	<b>32</b>	<b>17</b>	<b>12</b>	<b>3</b>	<b>32/32</b>	<b>30/43</b>	<b>0</b>	<b>314</b>
<b>Opponents</b>	<b>31</b>	<b>8</b>	<b>21</b>	<b>2</b>	<b>29/30</b>	<b>26/38</b>	<b>0</b>	<b>293</b>

## TEAM STATISTICS

	Jets	Opp.
Total First Downs	331	298
By Rushing	133	94
By Passing	169	185
By Penalty	29	19
Third Down: Md/Att.	81/219	71/193
Third Down: Eff.	37.9	36.8
Fourth Down: Md/Att.	12/21	10/19
Fourth Down: Eff.	57.1	52.6
Total Net Yards	5,316	4,981
Avg. per Game	332.3	311.3
Total Offensive Plays	1,059	954
Avg. per Play	5.0	5.2
Net Yards Rushing	2,160	1,442
Total Rushing Plays	523	379
Avg. per Rush	4.1	3.8
Avg. per Game	135	90.1
Net Yards Passing	3,156	3,539
Avg. per Game	197.3	221.2
Sacked/Yards Lost	33/273	35/226
Gross Yards Passing	3,429	3,765
Att./Completions	503/295	540/331
Completion Pct.	58.6	61.3
Had Intercepted	12	18
Time of Possession	33:25	26:35
Punts/Avg.	64/39.4	56/40.6
Punt Return/Avg.	6.8	5.7
Net Punting Avg.	64/34.6	56/35.6
Penalties/Yards	103/814	93/774
Fumbles/Lost	28/13	38/19
Touchdowns	32	31
Rushing	17	8
Passing	12	21
Returns	3	2

**Usual Starters: Offense:** WR Rob Moore, LT Jeff Criswell, LG Dave Cadigan, C Jim Sweeney, RG Dwayne White, RT Irv Eatman, TE Mark Boyer, WR Al Toon, QB Ken O'Brien, RB Blair Thomas, FB Brad Baxter.

**Defense:** LE Marvin Washington, LT Scott Mersereau, RT Dennis Byrd, RE Jeff Lageman, LLB Mo Lewis, MLB Kyle Clifton, RLB Joe Kelly, LCB Mike Brim, RCB James Hasty, SS Brian Washington, FS Lonnie Young.

**Coaching Staff:** Pete Carroll, Defensive Coordinator; Larry Beightol, Offensive Line; Kippy Brown, Running Backs; Joe Daniels, Quarterbacks; Ed Donatelli, Defensive Assistant/Defensive Backs; Foge Fazio, Linebackers; Chip Myers, Wide Receivers; Greg Roberts, Defensive Line; Bob Wylie, Offensive Assistant/Tight Ends; Greg Mackrides, Strength/Conditioning Coordinator; Al Roberts, Special Teams Coordinator.



# NEW YORK JETS - 1992 SEASON (4-12)

Head Coach: Bruce Coslet - Fourth in AFC East - Home Stadium: The Meadowlands

Date	W-L Score	Opponents	Attendance
9/6	L 17-20	at Atlanta	65,585
9/13	L 10-27	at Pittsburgh	56,050
9/20	L 14-31	San Francisco	71,020
9/27	L 10-18	at L.A. Rams	42,005
10/4	W 30-21	New England	60,180
10/11	L 3-6	at Indianapolis (OT)	48,393
10/26	L 20-24	Buffalo	68,181
11/1	W 26-14	Miami	69,313
11/8	L 16-27	at Denver	74,678
11/15	W 17-14	Cincinnati	60,196
11/22	L 3-24	at New England	27,642
11/29	L 7-23	Kansas City	57,375
12/6	W 24-17	at Buffalo	75,876
12/13	L 6-10	Indianapolis	33,684
12/20	L 17-19	at Miami	68,275
12/26	L 0-20	New Orleans	45,614

## RUSHING

Player	No.	Yds.	Avg.	Lg	TD
Baxter	152	698	4.6	30	6
Thomas	97	440	4.5	19	0
McNeil	43	170	4.0	18	0
Chaffey	27	186	6.9	32	1
Hector	24	67	2.8	14	0
Nagle	24	57	2.4	20	0
A. B. Brown	24	42	1.8	9	0
Graham	14	29	2.1	6	0
O'Brien	8	8	1.0	7	0
Canley	4	9	2.3	4	0
Mathis	3	25	8.3	10t	1
Blake	2	-2	-1.0	1	0
R. Moore	1	21	21.0	21	0
Carpenter	1	2	2.0	2	0
<b>Jets</b>	<b>424</b>	<b>1,752</b>	<b>4.1</b>	<b>32</b>	<b>8</b>
<b>Opponents</b>	<b>460</b>	<b>1,919</b>	<b>4.2</b>	<b>54t</b>	<b>13</b>

## RECEIVING

Player	No.	Yds.	Avg.	Lg	TD
Burkett	57	724	12.7	37t	1
R. Moore	50	726	14.5	48t	4
Toon	31	311	10.0	32	2
Mathis	22	316	14.4	55t	3
Boyer	19	149	7.8	23	0
Mitchell	16	210	13.1	37t	1
McNeil	16	154	9.6	32	0
Carpenter	13	161	12.4	51	1
Chaffey	7	56	8.0	14	0
Thomas	7	49	7.0	10	0
Baxter	4	32	8.0	12	0
A. B. Brown	4	30	7.5	20	0
Hector	2	13	6.5	9	0
Whisenhunt	2	11	5.5	10	0
Sakowski	1	20	20.0	20	0
<b>Jets</b>	<b>251</b>	<b>2,962</b>	<b>11.8</b>	<b>55t</b>	<b>12</b>
<b>Opponents</b>	<b>257</b>	<b>3,201</b>	<b>12.5</b>	<b>80t</b>	<b>19</b>

## INTERCEPTIONS

Player	No.	Yds.	Avg.	Lg	TD
Brim	6	139	23.2	77t	1
B. Washington	6	59	9.8	23t	1
Hasty	2	18	9.0	18	0
Turner	2	15	7.5	14	0
Houston	1	20	20.0	20t	1
Kors	1	16	16.0	16	0
Clifton	1	1	1.0	1	0
Lewis	1	1	1.0	1	0
Pricce	1	0	0.0	0	0
<b>Jets</b>	<b>21</b>	<b>269</b>	<b>12.8</b>	<b>77t</b>	<b>3</b>
<b>Opponents</b>	<b>24</b>	<b>347</b>	<b>14.5</b>	<b>65t</b>	<b>2</b>

## PASSING

Player	Att.	Cmp.	Yards	Cmp. %	Yds/Att.	TD
Nagle	387	192	2,280	49.6	5.89	7
O'Brien	98	55	642	56.1	6.55	5
Blake	9	4	40	44.4	44.4	0
Carpenter	1	0	0	0.0	0.0	0
<b>Jets</b>	<b>495</b>	<b>251</b>	<b>2,962</b>	<b>50.7</b>	<b>5.98</b>	<b>12</b>
<b>Opponents</b>	<b>465</b>	<b>257</b>	<b>3,201</b>	<b>55.3</b>	<b>6.88</b>	<b>19</b>

## 1992 AFC EAST STANDINGS

Miami	11	5	0	688
Buffalo	11	5	0	688
Indianapolis	9	7	0	563
<b>Jets</b>	<b>4</b>	<b>12</b>	<b>0</b>	<b>250</b>
New England	2	14	0	125

## SCORE BY QUARTER

Jets	24	80	56	60	0	220
Opponents	57	93	58	104	3	315

## KICK RETURNS

Player	No.	Yds.	Avg.	Lg	TD
Mathis	28	492	17.6	32	0
McMillan	22	420	19.1	45	0
Hector	1	15	15.0	15	0
Dawkins	1	10	10.0	10	0
Duffy	1	7	7.0	7	0
Dixon	1	6	6.0	6	0
<b>Jets</b>	<b>54</b>	<b>950</b>	<b>17.6</b>	<b>45</b>	<b>0</b>
<b>Opponents</b>	<b>33</b>	<b>552</b>	<b>16.7</b>	<b>33</b>	<b>0</b>

## PUNTING

Player	No.	Yds.	Avg.	Net	Tb	In	Lg	Bk
Agular	73	2,993	41.0	37.6	3	21	65	0
<b>Jets</b>	<b>73</b>	<b>2,993</b>	<b>41.0</b>	<b>37.6</b>	<b>3</b>	<b>21</b>	<b>65</b>	<b>0</b>
<b>Opponents</b>	<b>70</b>	<b>2,866</b>	<b>40.9</b>	<b>35.3</b>	<b>8</b>	<b>13</b>	<b>56</b>	<b>0</b>

## PUNT RETURNS

Player	No.	FC	Yds.	Avg.	Lg	TD
Carpenter	28	9	208	7.4	21	0
Mathis	2	0	24	12.0	12	0
<b>Jets</b>	<b>30</b>	<b>9</b>	<b>232</b>	<b>7.7</b>	<b>21</b>	<b>0</b>
<b>Opponents</b>	<b>26</b>	<b>18</b>	<b>189</b>	<b>7.3</b>	<b>46</b>	<b>0</b>

## FIELD GOALS

Player	1-19	20-29	30-39	40-49	50+
Blanchard	2-2	2-3	5-7	7-9	0-1
Staurovsky	1-1	0-0	1-2	1-5	0-0
<b>Jets</b>	<b>3-3</b>	<b>2-3</b>	<b>6-9</b>	<b>8-14</b>	<b>0-1</b>
<b>Opponents</b>	<b>0-0</b>	<b>9-9</b>	<b>10-13</b>	<b>3-7</b>	<b>1-2</b>

Blanchard: ( ) ( ) ( ) (37G,40G,47G) (35G) (42G,40G) (47G)  
 (27G,19G,52N,40B,36G) (27N,42G,36N) (27G) ( ) (41G,45N)  
 (32N,35G,19G) (35G) ( ) Staurovsky: (43G,41N,42N) (32G,47N,37B) ( )  
 (19G,47N)  
 Opponents: (25G,54G) (28G,50N,35G) (36N,45G)  
 (49G,45N,32G,20G) (39N) (45N,38N,31G,47N,47G) (37G) ( ) (37G,23G)  
 (44N) (32G) (20G,27G,38G) (26G) (31G) (31G,37G) (27G,36G)

**Usual Starters: Offense:** WR Rob Moore, LT Jeff Criswell, LG Dave Cadigan, C Jim Sweeney, RG Dwayne White, RT Irv Edman, TE Mark Boyer, WR Al Toon/Chris Burkett, QB Browning Nagle, RB Blair Thomas, FB Brad Barker.

**Defense:** LE Dennis Byrd/Mark Gunn, LT Scott Mersereau, RT Paul Frase, RE Marvin Washington, LTB Bobby Houston, MLB Kyle Clifton, RLB Mo Lewis, LCB Mike Brim, RCB James Hasty, SS Brian Washington, FS Lonnie Young.

**Coaching Staff:** Pete Carroll, Defensive Coordinator; Paul Alexander, Offensive Assistant/Tight Ends; Larry Beightol, Offensive Line; Kippy Brown, Running Backs; Walt Harris, Quarterbacks; Ed Donatelli, Defensive Assistant/Defensive Backs; Foge Fazio, Linebackers; Chip Myers, Wide Receivers; Greg Robinson, Defensive Line; Al Roberts, Special Teams Coordinator; Greg Mackrides, Strength and Conditioning.

## SCORING

Player	TD	Ru	Pa	Rt	PAT	Fg	S	TP
Blanchard	0	0	0	0	17/17	16/22	0	65
Baxter	6	6	0	0	-	-	0	36
Mathis	4	1	3	0	-	-	0	24
R. Moore	4	0	4	0	-	-	0	24
Staurovsky	0	0	0	0	6/6	3/8	0	15
Toon	2	0	2	0	-	-	0	12
Brim	1	0	0	1	-	-	0	6
Burkett	1	0	1	0	-	-	0	6
Carpenter	1	0	1	0	-	-	0	6
Hector	1	1	0	0	-	-	0	6
Houston	1	0	0	1	-	-	0	6
Mitchell	1	0	1	0	-	-	0	6
B. Washington	1	0	0	1	-	-	0	6
N. Washington	0	0	0	0	-	-	1	2
<b>Jets</b>	<b>23</b>	<b>8</b>	<b>12</b>	<b>3</b>	<b>23/23</b>	<b>19/30</b>	<b>1</b>	<b>220</b>
<b>Opponents</b>	<b>35</b>	<b>13</b>	<b>19</b>	<b>3</b>	<b>34/35</b>	<b>23/31</b>	<b>1</b>	<b>315</b>

## TEAM STATISTICS

	Jets	Opp.
Total First Downs	252	276
By Rushing	94	110
By Passing	137	146
By Penalty	21	20
Third Down: Md/Att.	65/207	72/201
Third Down: Eff.	31.4	35.8
Fourth Down: Md/Att.	11/28	7/14
Fourth Down: Eff.	39.3	50
Total Net Yards	4,431	4,880
Avg. per Game	276.9	305
Total Offensive Plays	958	961
Avg. per Play	4.6	5.1
Net Yards Rushing	1,752	1,919
Total Rushing Plays	424	460
Avg. per Rush	4.1	4.2
Avg. per Game	109.5	119.9
Net Yards Passing	2,679	2,961
Avg. per Game	167.4	185.1
Sacked/Yards Lost	39/283	36/240
Gross Yards Passing	2,926	3,201
Att./Completions	495/251	465/257
Completion Pct.	50.7	55.3
Had Intercepted	24	21
Time of Possession	30:24	29:36
Punts/Avg.	73/41.0	70/40.9
Punt Return/Avg.	7.3	7.3
Net Punting Avg.	73/27.6	70/35.3
Penalties/Yards	107/873	82/808
Fumbles/Lost	28/15	33/18
Touchdowns	23	35
Rushing	8	13
Passing	12	19
Returns	3	3

HISTORY

# NEW YORK JETS - 1993 SEASON (8-8)

Head Coach: Bruce Coslet - Tied for Second in AFC East - Home Stadium: The Meadowlands

Date	W-L	Score	Opponents	Attendance
9/5	L	20-26	Denver	68,130
9/12	W	24-14	at Miami	70,314
9/26	W	45-7	New England	64,386
10/3	L	30-35	Philadelphia	72,593
10/10	L	20-24	at LA Raiders	41,627
10/24	L	10-19	Buffalo	71,541
10/31	W	10-6	at NY Giants	71,659
11/7	W	27-10	Miami	71,306
11/14	W	31-17	at Ind.	47,351
11/21	W	17-12	Cincinnati	64,264
11/28	W	6-0	at New England	42,810
12/5	L	6-9	Indianapolis	45,799
12/11	W	3-0	at Washington	47,970
12/18	L	7-28	Dallas	73,109
12/26	L	14-16	at Buffalo	70,817
1/2	L	0-24	at Houston	61,040

## RUSHING

Player	No.	Yds.	Avg.	Lg	TD
J. Johnson	198	821	4.1	57	3
B. Baxter	174	559	3.2	16	7
B. Thomas	59	221	3.7	24	1
Murrell	34	157	4.6	37	1
Esiason	45	108	2.6	17	1
Mathis	2	20	10.0	17	1
Chaffey	5	17	3.4	7	0
Rob Moore	1	-6	-6.0	-6	0
Aguiar	3	-27	-9.0	5	0
<b>Jets</b>	<b>521</b>	<b>1,880</b>	<b>3.6</b>	<b>57</b>	<b>14</b>
<b>Opponents</b>	<b>420</b>	<b>1,473</b>	<b>3.5</b>	<b>29</b>	<b>8</b>

## RECEIVING

Player	No.	Yds.	Avg.	Lg	TD
J. Johnson	67	641	9.6	48	1
Rob Moore	64	843	13.2	51	1
Burkett	40	531	13.3	77	4
Mitchell	39	630	16.2	65	6
Mathis	24	352	14.7	46	0
B. Baxter	20	158	7.9	24	0
Thornton	12	108	9.0	22	2
B. Thomas	7	25	3.6	7	0
Carpenter	6	83	13.8	18	0
Murrell	5	12	2.4	8	0
Chaffey	4	55	13.8	20	1
F. Baxter	3	48	16.0	25	1
Sadowski	2	14	7.0	11	0
Esiason	1	-8	-8.0	-8	0
<b>Jets</b>	<b>294</b>	<b>3,492</b>	<b>11.9</b>	<b>77</b>	<b>16</b>
<b>Opponents</b>	<b>296</b>	<b>3,434</b>	<b>11.6</b>	<b>68</b>	<b>15</b>

## INTERCEPTIONS

Player	No.	Yds.	Avg.	Lg	TD
B. Washington	6	128	21.3	62	1
Lott	3	35	11.7	29	0
Hasty	2	22	11.0	22	0
E. Thomas	2	20	10.0	20	0
Lewis	2	4	2.0	3	0
Lagymen	1	15	15.0	15	0
Young	1	6	6.0	6	0
Clifton	1	3	3.0	3	0
Houston	1	0	0.0	0	0
<b>Jets</b>	<b>19</b>	<b>233</b>	<b>12.3</b>	<b>62</b>	<b>1</b>
<b>Opponents</b>	<b>12</b>	<b>310</b>	<b>25.8</b>	<b>94</b>	<b>3</b>

## PASSING

Player	Att.	Cmp.	Yards	Cmp. %	Yds/Att.	TD
Esiason	473	288	3,421	60.9	7.23	16
Nagle	14	6	71	42.9	5.07	0
Aguiar	2	0	0	0	0	0
<b>Jets</b>	<b>489</b>	<b>294</b>	<b>3,492</b>	<b>60.1</b>	<b>7.14</b>	<b>16</b>
<b>Opponents</b>	<b>497</b>	<b>296</b>	<b>3,434</b>	<b>59.6</b>	<b>6.91</b>	<b>15</b>

## 1993 AFC EAST STANDINGS

Buffalo	12	4	0	750
Miami	9	7	0	563
<b>Jets</b>	<b>8</b>	<b>8</b>	<b>0</b>	<b>500</b>
New England	5	11	0	313
Indianapolis	4	12	0	250

## SCORE BY QUARTER

Jets	65	105	37	63	270
Opponents	36	77	68	66	247

## KICK RETURNS

Player	No.	Yds.	Avg.	Lg	TD
Murrell	23	342	14.9	23	0
Prior	9	126	14.0	27	0
Mathis	7	102	14.6	28	0
R. Anderson	4	66	16.5	22	0
B. Thomas	2	39	19.5	28	0
Sadowski	1	0	0.0	0	0
<b>Jets</b>	<b>46</b>	<b>675</b>	<b>14.7</b>	<b>28</b>	<b>0</b>
<b>Opponents</b>	<b>47</b>	<b>911</b>	<b>19.4</b>	<b>45</b>	<b>0</b>

## PUNTING

Player	No.	Yds.	Avg.	Net	Td	In	Lg	Bk
Aguiar	73	2,806	38.4	34.4	7	21	71	0
<b>Jets</b>	<b>73</b>	<b>2,806</b>	<b>38.4</b>	<b>34.4</b>	<b>7</b>	<b>21</b>	<b>71</b>	<b>0</b>
<b>Opponents</b>	<b>66</b>	<b>2,859</b>	<b>43.3</b>	<b>37.6</b>	<b>6</b>	<b>18</b>	<b>68</b>	<b>0</b>

## PUNT RETURNS

Player	No.	FC	Yds.	Avg.	Lg	TD
Hicks	17	4	157	9.2	21	0
Mathis	14	8	99	7.1	16	0
<b>Jets</b>	<b>31</b>	<b>12</b>	<b>256</b>	<b>8.3</b>	<b>20</b>	<b>0</b>
<b>Opponents</b>	<b>26</b>	<b>13</b>	<b>156</b>	<b>6.0</b>	<b>36</b>	<b>0</b>

## FIELD GOALS

Player	1-19	20-29	30-39	40-49	50+
Blanchard	1/1	7/8	4/5	5/10	0/2
<b>Jets</b>	<b>1/1</b>	<b>7/8</b>	<b>4/5</b>	<b>5/10</b>	<b>0/2</b>
<b>Opponents</b>	<b>0/0</b>	<b>6/7</b>	<b>9/10</b>	<b>6/8</b>	<b>0/1</b>

Blanchard (22G, 43G) (39G) 53N, 42G) (1) (25G, 45B, 20G) (33G) (21G, 44N) (37G, 43G) (22G) (33G, 23G) (52N, 28G, 19G, 48N) (45G) (1) (27N, 41N, 42N) (36N)

Opponents: (28G, 30G, 30G, 41G) (46N) (1) (142G) (37G, 33G, 22G, 30G) (28G, 23G, 38N) (48G) (41G) (54N, 28B) (42G, 24G, 38G) (48N) (1) (38G, 36G, 40G) (38G)

**Usual Starters: Offense:** WR Chris Burkett, LT Jeff Criswell, LG Dave Cadigan, C Jim Sweeney, RG Dwayne White, RT Supeli Malamala, TE Johnny Mitchell, WR Rob Moore, QB Boomer Esiason, RB Johnny Johnson, FB Brad Baxter.

**Defense:** LDE Marvin Washington, LDT Scott Mersereau, RDT Leonard Marshall, RDE Jeff Lageman, RLB Mo Lewis, MLB Kyle Clifton, LLB Bobby Houston, LCB Eric Thomas, RCB James Hasty, S Brian Washington, S Ronnie Lott.

**Coaching Staff:** Pete Carroll, Defensive Coordinator; Greg Robinson, Defensive Line; Foge Fazio, Linebackers; Larry Beightol, Offensive Line; Paul Alexander, Offensive Assistant/Tight Ends; Walt Harris, Quarterbacks; Chip Myers, Receivers; Johnny Roland, Running Backs; Al Roberts, Special Teams; Ed Donatelli, Defensive Assistant Defensive Backs; Greg Mackrides, Strength/Conditioning.

**Pro Bowl:** QB Boomer Esiason.

## SCORING

Player	TD	Ru	Pa	Rt	PAT	FG	S	TP
Blanchard	0	0	0	0	31/31	17/26	0	82
B. Baxter	7	7	0	0	-	-	0	42
Mitchell	6	0	6	0	-	-	0	36
Burkett	4	0	4	0	-	-	0	24
J. Johnson	4	3	1	0	-	-	0	24
Thornton	2	0	2	0	-	-	0	12
F. Baxter	1	0	1	0	-	-	0	6
Chaffey	1	0	1	0	-	-	0	6
Esiason	1	1	0	0	-	-	0	6
Mathis	1	1	0	0	-	-	0	6
Rob Moore	1	0	1	0	-	-	0	6
Murrell	1	1	0	0	-	-	0	6
B. Thomas	1	1	0	0	-	-	0	6
B. Washington	1	0	1	0	-	-	0	6
<b>Jets</b>	<b>31</b>	<b>14</b>	<b>16</b>	<b>1</b>	<b>31/31</b>	<b>17/26</b>	<b>1</b>	<b>270</b>
<b>Opponents</b>	<b>26</b>	<b>8</b>	<b>15</b>	<b>3</b>	<b>26/26</b>	<b>21/26</b>	<b>1</b>	<b>247</b>

## TEAM STATISTICS

	Jets	Opp.
Total First Downs	304	266
By Rushing	106	93
By Passing	173	161
By Penalty	25	12
Third Down: Md/Att.	92/220	81/200
Third Down: Eff.	41.8	40.5
Fourth Down: Made/Att	10/21	9/19
Fourth Down: Pct.	47.6	47.4
Total Net Yards	5,212	4,712
Avg. per Game	325.8	294.5
Total Offensive Plays	1,031	949
Avg. per Play	5.1	5
Net Yards Rushing	1,880	1,473
Total Rushing Plays	521	420
Avg. per Rush	3.6	3.5
Avg. per Game	117.5	92.1
Net Yards Passing	3,332	3,239
Avg. per Game	208.3	202.4
Sacked/Yards Lost	21/60	32/195
Gross Yards Passing	3,492	3,434
Att./Completion Pct.	489/294	497/296
Completion Pct.	60.1	59.6
Had Intercepted	12	19
Punts/Avg.	73/38.4	66/43.3
Punt Return/Avg.	8.3	6
Net Punting Avg.	73/34.4	66/37.6
Penalties/Yards	86/555	86/661
Fumbles/Lost	38/16	30/18
Touchdowns	31	26
Rushing	14	8
Passing	16	15
Returns	1	3



# NEW YORK JETS - 1994 SEASON (6-10)

Head Coach: Pete Carroll - Fifth in AFC East - Home Stadium: The Meadowlands

Date	W-L	Score	Opponents	Attendance
9/4	W	23-3	at Buffalo	79,460
9/11	W	25-22	Denver (OT)	73,463
9/18	L	14-28	at Miami	68,192
9/25	L	7-19	Chicago	70,806
10/2	L	7-27	at Cleveland	76,188
10/9	W	16-6	Indianapolis	66,244
10/16	W	24-17	New England	71,123
10/30	L	25-28	at Indianapolis	44,350
11/6	W	22-17	Buffalo	67,030
11/13	L	10-17	at Green Bay	58,307
11/20	W	31-21	at Minnesota	60,687
11/27	L	24-29	Miami	75,606
12/4	L	13-24	at New England	60,138
12/10	L	7-18	Detroit	56,080
12/18	L	6-21	San Diego	48,213
12/24	L	10-24	at Houston	31,176

## RUSHING

Player	No.	Yds.	Avg.	Lg	TD
J. Johnson	240	931	3.9	90	3
R. Anderson	43	207	4.8	55	1
B. Baxter	60	170	2.8	13	4
Murrell	33	160	4.8	19	0
Esiason	28	59	2.1	15	0
Trudeau	6	30	5.0	15	0
A. Johnson	5	12	2.4	5	0
R. Moore	1	-3	-3.0	-3	0
<b>Jets</b>	<b>416</b>	<b>1,566</b>	<b>3.8</b>	<b>90</b>	<b>8</b>
<b>Opponents</b>	<b>463</b>	<b>1,809</b>	<b>3.9</b>	<b>371</b>	<b>17</b>

## RECEIVING

Player	No.	Yds.	Avg.	Lg	TD
R. Moore	78	1,010	12.9	411	6
Mitchell	58	749	12.9	55	4
Monk	46	581	12.6	69	3
J. Johnson	42	303	7.2	24	2
R. Anderson	25	212	8.5	271	1
Thornton	20	171	8.6	25	0
B. Baxter	10	40	4.0	7	0
S. Anderson	9	90	10.0	17	0
Murrell	7	76	10.9	20	0
Yarborough	6	42	7.0	12	1
A. Johnson	5	31	6.2	9	0
F. Baxter	1	11	3.7	6	1
Parker	1	7	7.0	7	0
<b>Jets</b>	<b>310</b>	<b>3,323</b>	<b>10.7</b>	<b>69</b>	<b>18</b>
<b>Opponents</b>	<b>333</b>	<b>3,730</b>	<b>11.2</b>	<b>601</b>	<b>19</b>

## INTERCEPTIONS

Player	No.	Yds.	Avg.	Lg	TD
Turner	5	155	31.0	901	1
Hasty	5	90	18.0	40	0
Lewis	4	106	26.5	671	2
B. Washington	2	-3	-1.5	0	0
M. Washington	1	7	7.0	7	0
<b>Jets</b>	<b>17</b>	<b>355</b>	<b>20.9</b>	<b>901</b>	<b>3</b>
<b>Opponents</b>	<b>18</b>	<b>232</b>	<b>12.9</b>	<b>32</b>	<b>1</b>

## PASSING

Player	Att.	Cmp.	Yards	Cmp. %	Yds/Att.	TD
Esiason	440	255	2,782	58	6.32	17
Trudeau	91	50	496	54.9	5.45	1
Foley	8	5	45	62.5	5.63	0
<b>Jets</b>	<b>539</b>	<b>310</b>	<b>3,323</b>	<b>57.5</b>	<b>6.17</b>	<b>18</b>
<b>Opponents</b>	<b>522</b>	<b>333</b>	<b>3,730</b>	<b>63.8</b>	<b>7.15</b>	<b>19</b>

## 1994 AFC EAST STANDINGS

Miami	10	6	0	.625
New England	10	6	0	.625
Indianapolis	8	8	0	.500
Buffalo	7	9	0	.438
<b>Jets</b>	<b>6</b>	<b>10</b>	<b>0</b>	<b>.375</b>

## SCORE BY QUARTER

Jets	93	84	53	78	6	314
Opponents	36	78	91	82	6	293

## KICK RETURNS

Player	No.	Yds.	Avg.	Lg	TD
Glenn	27	582	21.6	45	0
Prior	16	316	19.8	27	0
Murrell	14	268	19.1	37	0
R. Anderson	3	43	14.3	18	0
Hicks	2	30	15.0	16	0
F. Baxter	1	20	20.0	20	0
Cadrez	1	10	10.0	10	0
Clifton	1	13	13.0	13	0
Thornton	1	0	0.0	0	0
<b>Jets</b>	<b>66</b>	<b>1,282</b>	<b>19.4</b>	<b>45</b>	<b>0</b>
<b>Opponents</b>	<b>61</b>	<b>1,195</b>	<b>19.6</b>	<b>52</b>	<b>0</b>

## PUNTING

Player	No.	Yds.	Avg.	Net	Tb	In	Lg	Bk
Hansen	84	3,534	42.1	36.1	12	25	64	0
<b>Jets</b>	<b>84</b>	<b>3,534</b>	<b>42.1</b>	<b>36.1</b>	<b>12</b>	<b>25</b>	<b>64</b>	<b>0</b>
<b>Opponents</b>	<b>62</b>	<b>2,675</b>	<b>43.1</b>	<b>36.3</b>	<b>4</b>	<b>16</b>	<b>70</b>	<b>0</b>

## PUNT RETURNS

Player	No.	FC	Yds.	Avg.	Lg	TD
Hicks	38	5	342	9.0	26	0
A. Johnson	1	0	3	3.0	3	0
<b>Jets</b>	<b>39</b>	<b>5</b>	<b>345</b>	<b>8.8</b>	<b>26</b>	<b>0</b>
<b>Opponents</b>	<b>38</b>	<b>13</b>	<b>260</b>	<b>6.8</b>	<b>31</b>	<b>0</b>

## FIELD GOALS

Player	1-9	20-29	30-39	40-49	50+
Lowery	0/0	8/8	6/7	6/8	0/0
<b>Jets</b>	<b>0/0</b>	<b>8/8</b>	<b>6/7</b>	<b>6/8</b>	<b>0/0</b>
<b>Opponents</b>	<b>0/0</b>	<b>6/6</b>	<b>5/7</b>	<b>9/11</b>	<b>1/3</b>

Lowery: (27G, 42G, 22G) (39G) (1) (47N, 41N) (1) (27G, 42G, 37G) (32N, 37G) (26G) (26G, 45G, 41G) (20G) (38G) (24G) (46G, 26G) (1) (38G, 30G) (49G)

Opponents: (27G) (42G, 21G, 29G) (63N, 37N) (44G, 42N, 30G) (23G, 45G) (37G, 44G, 35N) (47N, 40G) (1) (39G) (51N, 46G) (1) (33G) (37G, 49G, 48G, 23G) (1) (28G, 50G, 42G)

**Usual Starters: Offense:** WR Art Monk, LT Jeff Crisswell, LG Roger Duffy, C Jim Sweeney, RG Dwayne White, RT Siupei Malamala, TE Johnny Mitchell, WR Rob Moore, QB Boomer Esiason, RB Johnny Johnson, FB Brad Baxter.  
**Defense:** LE Marvin Washington, LT Donald Evans, RT Paul Frase, RE Jeff Lageman, LLB Bobby Houston, MLB Marvin Jones, RLB Mo Lewis, LCB Aaron Glenn, RCB James Hasty, SS Brian Washington, FS Ronnie Lott.

**Coaching Staff:** Greg Robinson, Defensive Coordinator; Ray Sherman, Offensive Coordinator; Larry Beightolt, Offensive Line; Don Breaux, Tight Ends; Larry Coyer, Defensive Line; Ed Donatelli, Defensive Backs; Foge Fazio, Linebackers; Walt Harris, Quarterbacks; Greg Mackrides, Strength/Conditioning; Richard Mann, Wide Receivers; Johnny Roland, Running Backs; Brad Seely, Special Teams/Offensive Line; Steve Trimble, Defensive Assistant/Quality Control; Sparky Woods, Offensive Assistant/Quality Control.

**NFL Pro Bowl:** WR Rob Moore.

## SCORING

Player	TD	Ru	Pa	Rt	PAT	FG	S	2-Pt	TP
Lowery	0	0	0	0	26/27	20/23	0	0	86
R. Moore	6	0	6	0	-	-	0	2	40
J. Johnson	5	3	2	0	-	-	0	0	30
B. Baxter	4	4	0	0	-	-	0	0	24
Mitchell	4	0	4	0	-	-	0	0	24
Monk	3	0	3	0	-	-	0	0	18
R. Anderson	2	1	1	0	-	-	0	0	12
Lewis	2	0	0	2	-	-	0	0	12
F. Baxter	1	0	1	0	-	-	0	0	6
Turner	1	0	0	1	-	-	0	0	6
Yarborough	1	0	1	0	-	-	0	0	6

Two Point Conversions: Jets 2-2, Opponents 2-5

<b>Jets</b>	<b>29</b>	<b>8</b>	<b>18</b>	<b>3</b>	<b>26/27</b>	<b>20/23</b>	<b>0</b>	<b>2</b>	<b>264</b>
<b>Opponents</b>	<b>37</b>	<b>17</b>	<b>19</b>	<b>1</b>	<b>31/32</b>	<b>21/27</b>	<b>0</b>	<b>2</b>	<b>320</b>

## TEAM STATISTICS

	Jets	Opp.
Total First Downs	265	315
By Rushing	90	105
By Passing	164	189
By Penalty	11	21
Third Down: Md/Att.	76/219	83/208
Third Down: Eff.	34.7	39.9
Fourth Down: Made/Att	12/27	12/24
Fourth Down: Pct.	44.4	50.0
Total Net Yards	4,703	5,338
Avg. per Game	293.9	333.6
Total Offensive Plays	983	1,014
Avg. per Play	4.8	5.3
Net Yards Rushing	1,566	1,809
Total Rushing Plays	416	463
Avg. per Rush	3.8	3.9
Avg. per Game	97.9	113.1
Net Yards Passing	3,137	3,529
Avg. per Game	196.1	220.6
Sacked/Yards Lost	28/186	29/201
Gross Yards Passing	3,323	3,730
Att./Completions	539/310	522/333
Completion Pct.	57.5	63.8
Had Intercepted	18	17
Possession Avg.	5:54:00	30:06
Punts/Avg.	84/42.1	62/43.1
Punt Return/Avg.	39/8.8	38/6.8
Net Punting Avg.	84/36.1	62/36.3
Penalties/Yards	95/754	63/489
Fumbles/Lost	28/10	30/21
Touchdowns	29	37
Rushing	8	17
Passing	18	19
Returns	3	1

HISTORY



# NEW YORK JETS - 1995 SEASON (3-13)

Head Coach: Rich Kotite - Fifth in AFC East - Home Stadium: The Meadowlands

Date	W-L	Score	Opponents	Attendance
9/3	L	14-52	at Miami	71,317
9/10	L	24-27	Indianapolis (OT)	65,134
9/17	W	27-10	Jacksonville	49,970
9/24	L	3-13	at Atlanta	40,778
10/1	L	10-47	Oakland	68,941
10/8	L	10-29	at Buffalo	79,485
10/15	L	15-26	at Carolina	52,613
10/22	W	17-16	Miami	67,228
10/29	L	10-17	at Indianapolis	49,250
11/5	L	7-20	New England	61,462
11/19	L	26-23	Buffalo	54,436
11/26	W	16-10	at Seattle	41,160
12/3	L	20-23	St. Louis	52,023
12/10	L	28-31	at New England	46,617
12/17	L	6-23	at Houston	35,873
12/24	L	0-12	New Orleans	28,885

## RUSHING

Player	No.	Yds.	Avg.	Lg	TD
Murrell	192	795	4.1	30	1
B. Baxter	85	296	3.5	26	1
Moore	43	121	2.8	14	0
Brister	16	18	1.1	7	0
Anderson	5	17	3.4	10	0
Esiason	19	14	0.7	19	0
Foley	1	9	9.0	9	0
May	2	5	2.5	3	0
Rasheed	1	3	3.0	3	0
Chreibet	1	1	1.0	1	0
<b>Jets</b>	<b>365</b>	<b>1,279</b>	<b>3.5</b>	<b>30</b>	<b>2</b>
<b>Opponents</b>	<b>526</b>	<b>2,016</b>	<b>3.8</b>	<b>49</b>	<b>15</b>

## RECEIVING

Player	No.	Yds.	Avg.	Lg	TD
Murrell	71	465	6.5	43	2
Chreibet	66	726	11.0	32	4
Mitchell	45	497	11.0	43	5
Wilson	41	484	11.8	24	4
Brady	26	252	9.7	29	2
B. Baxter	26	160	6.2	20	0
Yarborough	18	230	12.8	38	2
F. Baxter	18	222	12.3	32	1
Moore	8	50	6.3	13	0
Anderson	5	26	5.2	9	0
Rasheed	2	15	7.5	9	0
Davis	1	9	9.0	9	0
Brister	1	2	2.0	2	0
Carter	1	0	0.0	0	0
Foley	1	-9	-9.0	-9	0
<b>Jets</b>	<b>330</b>	<b>3,129</b>	<b>9.5</b>	<b>43</b>	<b>20</b>
<b>Opponents</b>	<b>263</b>	<b>3,055</b>	<b>11.6</b>	<b>66</b>	<b>21</b>

## INTERCEPTIONS

Player	No.	Yds.	Avg.	Lg	TD
Smith	6	101	16.8	49	1
G. Jones	2	51	25.5	49	1
Joseph	2	39	19.5	39	0
Lewis	2	22	11.0	15	1
Marshall	2	20	10.0	20	0
Glenn	1	17	17.0	17	0
Green	1	9	9.0	9	0
Green	1	2	2.0	2	0
<b>Jets</b>	<b>17</b>	<b>261</b>	<b>15.4</b>	<b>49</b>	<b>3</b>
<b>Opponents</b>	<b>24</b>	<b>404</b>	<b>16.8</b>	<b>97</b>	<b>3</b>

## PASSING

Player	Att.	Cmp.	Yards	Cmp. %	Yds/Att.	TD
Esiason	389	221	2,275	56.8	5.85	16
Brister	170	93	726	54.7	4.27	4
Foley	29	16	128	55.2	4.41	0
Anderson	1	0	0	0	0	0
<b>Jets</b>	<b>589</b>	<b>330</b>	<b>3,129</b>	<b>56</b>	<b>5.31</b>	<b>20</b>
<b>Opponents</b>	<b>497</b>	<b>263</b>	<b>3,055</b>	<b>52.9</b>	<b>6.15</b>	<b>21</b>

## 1995 AFC EAST STANDINGS

Buffalo	10	6	0	.625
Indianapolis	9	7	0	.563
Miami	9	7	0	.563
New England	6	10	0	.375
<b>Jets</b>	<b>3</b>	<b>13</b>	<b>0</b>	<b>.188</b>

## SCORE BY QUARTER

Jets	37	61	65	70	0	233
Opponents	59	128	98	96	3	384

## KICK RETURNS

Player	No.	Yds.	Avg.	Lg	TD
Carter	33	705	21.4	57	0
Carpenter	20	553	27.7	58	0
Moore	8	166	20.8	46	0
F. Baxter	6	36	6.0	12	0
Snyder	4	80	20.0	35	0
Brady	2	25	12.5	14	0
Benfatti	1	25	25.0	25	0
Glenn	1	12	12.0	12	0
Murrell	1	5	5.0	5	0
Smith	1	6	6.0	6	0
<b>Jets</b>	<b>77</b>	<b>1,613</b>	<b>20.9</b>	<b>58</b>	<b>0</b>
<b>Opponents</b>	<b>42</b>	<b>987</b>	<b>23.5</b>	<b>42</b>	<b>0</b>

## PUNTING

Player	No.	Yds.	Avg.	Net	Tb	In	Lg	Blk
Hansen	99	4,090	41.3	31.9	10	23	67	1
Silvestri	5	238	47.6	33.6	1	0	61	0
<b>Jets</b>	<b>104</b>	<b>4,328</b>	<b>41.6</b>	<b>32.3</b>	<b>11</b>	<b>23</b>	<b>67</b>	<b>1</b>
<b>Opponents</b>	<b>85</b>	<b>3,497</b>	<b>41.1</b>	<b>34.3</b>	<b>13</b>	<b>24</b>	<b>63</b>	<b>1</b>

## PUNT RETURNS

Player	No.	FC	Yds.	Avg.	Lg	TD
Carter	21	8	145	6.9	20	0
Snyder	17	9	178	10.5	22	0
<b>Jets</b>	<b>38</b>	<b>17</b>	<b>323</b>	<b>8.5</b>	<b>22</b>	<b>0</b>
<b>Opponents</b>	<b>62</b>	<b>13</b>	<b>753</b>	<b>12.1</b>	<b>32</b>	<b>0</b>

## FIELD GOALS

Player	1-19	20-29	30-39	40-49	50+
Lowery	0/0	4/4	8/10	3/3	2/4
<b>Jets</b>	<b>0/0</b>	<b>4/4</b>	<b>8/11</b>	<b>3/3</b>	<b>2/4</b>
<b>Opponents</b>	<b>0/0</b>	<b>10/10</b>	<b>8/11</b>	<b>8/11</b>	<b>3/4</b>

Lowery (5IN) (28G) (216 48G) (37G) (33G) (266 33N) (50G 39G) (50G) (42G) (1 30G 35G) (50N 38G 33G 41G) (34G 23G) (33N) (1 0) Opponents: (25G) (36N 20G 38N 52G) (34G) 37G 36G) (29G 26G) 38G 44N 24G 32G 51G 27G) (23G 43N 39G 40G 30G) (49G 44G 48G) (465G) (41G 29G) (42N 32N) (42G) (1 31N 35N 30N 31G) (49G 53G 24G) (32G 53N 34N 23G)

**Usual Starters: Offense:** WR Wayne Chreibet, LT Matt Willig, LG Roger Duffy, C Cal Dixon, RC Carlton Haselrig, RT James Brown, TE Kyle Brady, WR Charles Wilson, QB Boomer Esiason, RB Adrian Murrell, FB Brad Baxter.

**Defense:** LE Erik, LT Tony Casillas, RT Matt Brock, RE Marvin Washington, LLB Bobby Houston, RCB Otis Smith, MLB Marvin Jones, RLB Mo Lewis, LCB Aaron Glenn, SS Victor Green, FS Gary Jones.

**Coaching Staff:** Zeke Bratkowski, Offensive Coordinator/Quarterbacks; Chip Falivene, Assistant to the Head Coach; Tom Gamble, Defensive Assistant/Quality Control; Peter Giunta, Defensive Backs; Ray Hamilton, Defensive Line; Richard Mann, Receivers/Tight Ends; Bill Muir, Offensive Line; Ken Rose, Special Teams; Jim Vechiarella, Defensive Coordinator/Linebackers; Jim Williams, Strength/Conditioning; Dick Wood, Running Backs.

**NFL Pro Bowl:** None.

## SCORING

Player	TD	Ru	Pa	Rt	FG	S	TP
Lowery	0	0	0	0	24/24	17/21	0 75
Mitchell	5	0	5	0	-	-	0 30
Chreibet	4	0	4	0	-	-	0 24
Wilson	4	0	4	0	-	-	0 24
Murrell	3	1	2	0	-	-	0 18
Brady	2	0	2	0	-	-	0 12
Yarborough	2	0	2	0	-	-	0 12
F. Baxter	1	0	1	0	-	-	0 6
B. Baxter	1	1	0	0	-	-	0 6
Brock	1	0	0	1	-	-	0 6
G. Jones	1	0	0	1	-	-	0 6
Lewis	1	0	0	1	-	-	0 6
Smith	1	0	0	1	-	-	0 6
Howard	0	0	0	0	-	-	1 2
Two Point Conversions: Jets 0-2, Opponents 0-1							
<b>Jets</b>	<b>26</b>	<b>2</b>	<b>20</b>	<b>4</b>	<b>24/24</b>	<b>17/21</b>	<b>1 233</b>
<b>Opponents</b>	<b>42</b>	<b>15</b>	<b>21</b>	<b>6</b>	<b>40/41</b>	<b>30/41</b>	<b>1 384</b>

## TEAM STATISTICS

	Jets	Opp.
Total First Downs	254	301
By Rushing	78	123
By Passing	159	149
By Penalty	17	29
Third Down: Md/Att.	65/223	75/225
Third Down: Eff.	291	33.3
Fourth Down: Made/Att	10/22	9/14
Fourth Down: Pct.	45.5	64.3
Total Net Yards	4,067	4,756
Avg. per Game	254.2	297.3
Total Offensive Plays	1,001	1,066
Avg. per Play	4.1	4.5
Net Yards Rushing	1,279	2,016
Total Rushing Plays	365	526
Avg. per Rush	3.5	3.8
Avg. per Game	79.9	126
Net Yards Passing	2,788	2,740
Avg. per Game	174.3	171.3
Sacked/Yards Lost	47/341	43/315
Gross Yards Passing	3,129	3,055
Att./Completions	589/330	497/263
Completion Pct.	56	52.9
Had Intercepted	24	17
Punts/Avg	105/41.2	85/41.1
Punt Return/Avg.	38/8.5	62/12.1
Net Punting Avg.	105/32.0	85/34.3
Penalties/Yards	121/1078	97/759
Fumbles/Lost	38/18	27/17
Touchdowns	26	42
Rushing	2	15
Passing	20	21
Returns	4	6



# NEW YORK JETS - 1996 SEASON (1-15)

Head Coach: Rich Kotite - Fifth in AFC East - Home Stadium: The Meadowlands

Date	W-L	Score	Opponents	Attendance
9/1	L	6-31	at Denver	70,595
9/8	L	7-21	Indianapolis	63,534
9/15	L	27-36	at Miami	68,137
9/22	L	6-13	NY Giants	58,339
9/29	L	16-31	at Washington	52,068
10/6	L	13-34	Oakland	63,611
10/13	L	17-21	at Jacksonville	65,699
10/20	L	22-25	Buffalo	49,775
10/27	W	31-21	at Arizona	28,088
11/10	L	27-31	New England	61,715
11/17	L	29-34	at Indianapolis	48,322
11/24	L	10-34	at Buffalo	60,854
12/1	L	10-35	Houston	21,723
12/8	L	10-34	at New England	54,621
12/14	L	20-21	Philadelphia	29,178
12/22	L	28-31	Miami	47,271

PASSING												
Player	Att.	Cmp.	Yards	Cmp. %	Yds/Att.	TD	TD %	Int.	Int %	Lg	Slt/Yds	Rating
Reich	331	175	2,205	52.9	6.66	15	4.5	16	4.8	52t	14/94	68.9
O'Donnell	188	110	1,147	58.5	6.1	4	2.1	7	3.7	78t	18/127	67.8
Foley	110	54	559	49.1	5.08	3	2.7	7	6.4	46t	9/65	46.7
<b>Jets</b>	<b>629</b>	<b>339</b>	<b>3,911</b>	<b>53.9</b>	<b>6.22</b>	<b>22</b>	<b>3.5</b>	<b>30</b>	<b>4.8</b>	<b>78t</b>	<b>41/286</b>	<b>64.7</b>
<b>Opponents</b>	<b>456</b>	<b>257</b>	<b>3,542</b>	<b>56.4</b>	<b>7.77</b>	<b>33</b>	<b>7.2</b>	<b>11</b>	<b>2.4</b>	<b>83t</b>	<b>28/178</b>	<b>95.5</b>

1996 AFC EAST STANDINGS					
New England	11	5	0	.687	
Buffalo	10	6	0	.625	
Indiana	9	7	0	.563	
Miami	8	8	0	.500	
<b>Jets</b>	<b>1</b>	<b>15</b>	<b>0</b>	<b>.063</b>	

SCORE BY QUARTER					
Jets	54	100	50	75	279
Opponents	51	144	107	152	454

## KICK RETURNS

Player	No.	Yds.	Avg.	Lg	TD
Bailey	24	470	19.6	34	0
Cobb	23	488	21.2	34	0
Van Dyke	15	289	19.3	37	0
Moore	8	118	14.8	28	0
Carpenter	6	107	17.8	21	0
Brady	2	26	13.0	16	0
Glenn	1	6	6.0	6	0
<b>Jets</b>	<b>79</b>	<b>1,504</b>	<b>19.0</b>	<b>37</b>	<b>0</b>
<b>Opponents</b>	<b>58</b>	<b>1,485</b>	<b>25.6</b>	<b>97t</b>	<b>1</b>

## PUNTING

Player	No.	Yds.	Avg.	Net	Tb	In	Lg	Blk
Hansen	74	3,293	44.5	36.5	8	13	69	0
<b>Jets</b>	<b>74</b>	<b>3,293</b>	<b>44.5</b>	<b>36.5</b>	<b>8</b>	<b>13</b>	<b>69</b>	<b>0</b>
<b>Opponents</b>	<b>75</b>	<b>3,158</b>	<b>42.1</b>	<b>38.4</b>	<b>7</b>	<b>27</b>	<b>61</b>	<b>0</b>

## PUNT RETURNS

Player	No.	FC	Yds.	Avg.	Lg	TD
Chreibet	28	16	139	5.0	15	0
<b>Jets</b>	<b>28</b>	<b>16</b>	<b>139</b>	<b>5.0</b>	<b>15</b>	<b>0</b>
<b>Opponents</b>	<b>40</b>	<b>14</b>	<b>429</b>	<b>10.7</b>	<b>31</b>	<b>0</b>

## FIELD GOALS

	1-9	20-29	30-39	40-49	50+
Lowery	0/0	9/9	6/7	2/8	0/0
<b>Jets</b>	<b>0/0</b>	<b>9/9</b>	<b>6/7</b>	<b>2/8</b>	<b>0/0</b>
<b>Opponents</b>	<b>1/1</b>	<b>8/9</b>	<b>7/10</b>	<b>6/7</b>	<b>1/1</b>

Lowery: 0 (1) (49N) (466,39G) (49N,266,35G,22G) (43G,45N,24G) (20G,36N) (43N) (37G) (48N,266,32G) (23G) (25G) (30G) (27G) (27G,48N,29G) (1)

Opponents: (28G) (1) (37N,29G) (20G,20G) (28G) (26G,35G) (35G,40G) (48G,32G,36N,47G,23G,33G,47G) (28N,33N) (30G) (25G,49G,37G,50G) (1) (19G,41G) (48N) (37G)

**Usual Starters: Offense:** WR Jeff Graham, LT Jumbo Elliott, LG Lonnie Palelei, LG Harry Galbreath, C Roger Duffy, RG Matt O'Dwyer, RT David Williams, TE Kyle Brady, WR Keyshawn Johnson, QB Neil O'Donnell/Frank Reich, RB Adrian Murrell, FB Richie Anderson.

**Defense:** LE Bobby Hamilton, LT Marvin Washington, RT Matt Brock, RE Hugh Douglas, LLB Bobby Houston, MLB Marvin Jones, RLB Mo Lewis, LCB Aaron Glenn, RCB Ray Mickens, SS Victor Green, S Gary Jones.

**Coaching Staff:** Zeke Bratkowski, Offensive Assistant to the Head Coach; Ron Erhardt, Offensive Coordinator/Quarterbacks; Chip Falivene, Assistant to the Head Coach; Tom Gamble, Defensive Assistant/Quality Control; Peter Giunta, Defensive Backs; Ray Hamilton, Defensive Line; Pat Hodson, Tight Ends; Richard Mann, Receivers; Bill Muir, Offensive Line; Ken Rose, Special Teams; Jim Vechiarella, Defensive Coordinator/Linebackers; Jim Williams, Strength/Conditioning; Richard Wood, Running Backs.

## RUSHING

Player	No.	Yds.	Avg.	Lg	TD
Murrell	301	1,249	4.1	78	6
Anderson	47	150	3.2	11	1
Cobb	25	85	3.4	9	1
Foley	7	40	5.7	12	0
Reich	18	31	1.7	10	0
O'Donnell	6	30	5.0	17	0
Hansen	1	1	1.0	1	0
Moore	1	1	1.0	1	0
Bailey	1	-4	-4.0	-4	0
<b>Jets</b>	<b>407</b>	<b>1,583</b>	<b>3.9</b>	<b>78</b>	<b>8</b>
<b>Opponents</b>	<b>539</b>	<b>2,200</b>	<b>4.1</b>	<b>53</b>	<b>19</b>

## RECEIVING

Player	No.	Yds.	Avg.	Lg	TD
Chreibet	84	909	10.8	44	3
Johnson	63	844	13.4	50	8
Graham	50	788	15.8	78t	6
Anderson	44	385	8.8	48	0
Slaughter	32	434	13.6	53	2
Van Dyke	17	118	6.9	12	1
Murrell	17	81	4.8	30	1
Brady	15	144	9.6	25	1
Baxter	7	114	16.3	23	0
Bailey	5	65	13.0	28	0
Cobb	4	23	5.8	12	0
Davis	1	6	6.0	6	0
<b>Jets</b>	<b>339</b>	<b>3,911</b>	<b>11.5</b>	<b>78t</b>	<b>22</b>
<b>Opponents</b>	<b>257</b>	<b>3,542</b>	<b>13.8</b>	<b>83t</b>	<b>33</b>

## INTERCEPTIONS

Player	No.	Yds.	Avg.	Lg	TD
Glenn	4	113	28.3	100t	2
Green	2	27	13.5	18	0
Houston	2	3	1.5	3	0
Coleman	1	23	23.0	23	0
Young	1	0	0.0	0	0
Spindler	1	-1	-1.0	-1	0
<b>Opponents</b>	<b>30</b>	<b>384</b>	<b>12.8</b>	<b>45</b>	<b>2</b>

## SCORING

Player	TD	Ru	Pa	Rt	PAT	FG	S	TP
Lowery	0	0	0	0	0	26/27	17/24	0
Johnson	8	0	8	0	-	-	-	57
Murrell	7	6	1	0	-	-	-	42
Graham	6	0	6	0	-	-	-	36
Chreibet	3	0	3	0	-	-	-	18
Glenn	2	0	0	2	-	-	-	12
Slaughter	2	0	2	0	-	-	-	12
Brady	1	0	1	0	-	-	-	8
Anderson	1	1	0	0	-	-	-	6
Cobb	1	1	0	0	-	-	-	6
Douglas	1	0	0	1	-	-	-	6
Van Dyke	1	0	1	0	-	-	-	6
Two Point Conversions: Jets 2-6, Opponents 1-3								
<b>Jets</b>	<b>33</b>	<b>8</b>	<b>22</b>	<b>3</b>	<b>26/27</b>	<b>17/24</b>	<b>0</b>	<b>279</b>
<b>Opponents</b>	<b>55</b>	<b>19</b>	<b>33</b>	<b>3</b>	<b>51/52</b>	<b>23/28</b>	<b>1</b>	<b>454</b>

## TEAM STATISTICS

	Jets	Opp.
Total First Downs	319	304
By Rushing	94	119
By Passing	191	157
By Penalty	34	28
Third Down: Md/Att.	95/232	86/215
Third Down: Eff.	40.9	40
Fourth Down: Md/Att	9/22	7/12
Fourth Down: Pct.	40.9	58.3
Total Net Yards	5,208	5,564
Avg. per Game	325.5	347.8
Total Offensive Plays	1,077	1,023
Avg. per Play	4.8	5.4
Net Yards Rushing	1,583	2,200
Total Rushing Plays	407	539
Avg. per Rush	3.9	4.1
Avg. per Game	226.6	210.3
Net Yards Passing	3,625	3,364
Avg. per Game	226.6	210.3
Sacked/Yards Lost	41/286	28/178
Gross Yards Passing	3,911	3,542
Att./Completions	629/339	456/257
Completion Pct.	53.9	56.4
Had Intercepted	30	11
Punts/Avg.	74/44.5	75/42.1
Punt Return/Avg.	28/5.0	40/10.7
Net Punting Avg.	74/36.5	75/38.4
Penalties/Yards	110/819	107/902
Fumbles/Lost	25/16	26/15
Touchdowns	33	55
Rushing	8	19
Passing	22	33
Returns	3	3

HISTORY

# NEW YORK JETS - 1997 SEASON (9-7)

Head Coach: Bill Parcells - Third in AFC East - Home Stadium: The Meadowlands

Date	W-L	Score	Opponents	Attendance
8/31	W	41-3	at Seattle	53,893
9/7	L	22-28	Buffalo	72,988
9/14	L	24-27	at New England (OT)	60,072
9/21	W	23-12	Oakland	72,586
9/28	W	31-14	at Cincinnati	57,209
10/5	W	16-12	at Indianapolis	48,295
10/12	L	20-31	Miami	75,601
10/19	W	24-19	New England	77,716
11/2	W	19-16	Baltimore (OT)	59,524
11/9	L	17-24	at Miami	73,809
11/16	W	23-15	at Chicago	45,642
11/23	W	23-21	Minnesota	70,131
11/30	L	10-20	at Buffalo	47,776
12/7	L	14-22	Indianapolis	61,168
12/14	W	31-0	Tampa Bay	60,122
12/21	L	10-13	at Detroit	77,624

## RUSHING

Player	No.	Yds.	Avg.	Lg	TD
Murrell	300	1,086	3.6	45t	7
L. Johnson	48	158	3.3	20	2
Anderson	21	70	3.3	19	0
Lucas	6	55	9.2	17	1
O'Donnell	32	36	1.1	19	0
Sowell	7	45	5.0	10	0
Neal	10	28	2.8	8	0
Ward	2	25	12.5	21	0
Clements	2	-3	-15.0	-1	0
Foley	3	-5	-17.0	-1	0
<b>Jets</b>	<b>431</b>	<b>1,485</b>	<b>3.4</b>	<b>45t</b>	<b>10</b>
<b>Opponents</b>	<b>470</b>	<b>1,899</b>	<b>4.0</b>	<b>53</b>	<b>9</b>

## RECEIVING

Player	No.	Yds.	Avg.	Lg	TD
K. Johnson	70	963	13.8	39	5
Chreibet	58	799	13.8	70	3
Graham	42	542	12.9	47t	2
Baxter	27	276	10.2	37	3
Murrell	27	106	3.9	23	0
Anderson	26	150	5.8	19	1
Brady	22	238	10.8	24	2
Ward	18	212	11.8	33	1
L. Johnson	16	142	8.9	20	0
Neal	8	40	5.0	14	1
Van Dyke	3	53	17.7	18t	2
Brown	1	26	26.0	26	0
Sowell	1	8	8.0	8	0
<b>Jets</b>	<b>319</b>	<b>3,555</b>	<b>11.1</b>	<b>70</b>	<b>20</b>
<b>Opponents</b>	<b>304</b>	<b>3,663</b>	<b>12.0</b>	<b>67</b>	<b>23</b>

## INTERCEPTIONS

Player	No.	Yds.	Avg.	Lg	TD
Smith	6	158	26.3	51t	3
Mickens	4	2	0.5	2	0
Green	3	89	29.7	39	0
Marshall LG	2	0	0.0	0	0
Henderson	1	45	45.0	45	0
Lewis	1	43	43.0	43t	1
Coleman	1	24	24.0	24	0
P. Johnson	1	13	13.0	13	0
Glenn	1	5	5.0	5	0
<b>Jets</b>	<b>18</b>	<b>379</b>	<b>21.1</b>	<b>51t</b>	<b>4</b>
<b>Opponents</b>	<b>10</b>	<b>100</b>	<b>10.0</b>	<b>23</b>	<b>0</b>

## PASSING

Player	Att.	Cmp.	Yards	Cmp. %	Yds/Att.	TD
O'Donnell	460	259	2,796	56.3	6.08	17
Foley	97	56	705	57.7	7.27	3
Lucas	4	3	28	75.0	7.0	0
L. Johnson	2	0	0	0.0	0.0	0
Hansen	1	1	26	100.0	26.0	0
<b>Jets</b>	<b>564</b>	<b>319</b>	<b>3,555</b>	<b>56.6</b>	<b>6.3</b>	<b>20</b>
<b>Opponents</b>	<b>558</b>	<b>304</b>	<b>3,663</b>	<b>54.5</b>	<b>6.56</b>	<b>23</b>

## 1997 AFC EAST STANDINGS

New England	10	6	0	.625
Miami	9	7	0	.563
<b>Jets</b>	<b>9</b>	<b>7</b>	<b>0</b>	<b>.563</b>
Buffalo	6	10	0	.375
Indianapolis	3	13	0	.188

## SCORE BY QUARTER

Jets	91	116	74	64	3	348
Opponents	40	97	47	100	3	287

## KICK RETURNS

Player	No.	Yds.	Avg.	Lg	TD
Glenn	28	741	26.5	96t	1
L. Johnson	12	319	26.6	101t	1
Van Dyke	6	138	23.0	30	0
Neal	2	22	11.0	22	0
Ward	2	10	5.0	11	0
Baxter	1	0	0.0	0	0
Chreibet	1	5	5.0	5	0
Ferguson	1	1	1.0	1	0
Hamilton	1	0	0.0	0	0
<b>Jets</b>	<b>54</b>	<b>1,236</b>	<b>22.9</b>	<b>101t</b>	<b>2</b>
<b>Opponents</b>	<b>54</b>	<b>1,134</b>	<b>21.0</b>	<b>63</b>	<b>0</b>

## PUNTING

Player	No.	Yds.	Avg.	Net	Tb	In	Lg	Blk
Hansen	71	3,068	43.2	35.3	5	20	58	1
Hall	3	144	48.0	38.0	0	0	57	0
<b>Jets</b>	<b>75</b>	<b>3,212</b>	<b>42.8</b>	<b>35.3</b>	<b>5</b>	<b>20</b>	<b>58</b>	<b>1</b>
<b>Opponents</b>	<b>92</b>	<b>3,862</b>	<b>42.0</b>	<b>32.7</b>	<b>9</b>	<b>17</b>	<b>74</b>	<b>2</b>

## PUNT RETURNS

Player	No.	FC	Yds.	Avg.	Lg	TD
L. Johnson	51	6	619	12.1	66t	1
Ward	8	2	55	6.9	12	0
<b>Jets</b>	<b>59</b>	<b>8</b>	<b>674</b>	<b>11.4</b>	<b>66t</b>	<b>1</b>
<b>Opponents</b>	<b>47</b>	<b>13</b>	<b>459</b>	<b>9.8</b>	<b>47</b>	<b>0</b>

## FIELD GOALS

	1-19	20-29	30-39	40-49	50+
Hall	1/1	10/11	11/17	2/6	4/6
<b>Jets</b>	<b>1/1</b>	<b>10/11</b>	<b>11/17</b>	<b>2/6</b>	<b>4/6</b>
<b>Opponents</b>	<b>0/0</b>	<b>7/8</b>	<b>5/9</b>	<b>6/9</b>	<b>0/1</b>

Hall: (55g,28g) (39N,26g,19g,52g) (27g,29b) (34g,47g,26g) (44g, 36N) (53g,37g,29g) (30N) (35N,35g,68N,36N) (47N,28g,33g,37g,37g) (39N,29g) (48N,34g,35g,34g) (28g,27g,51g,42N) (53N,22g) (42N) (32g) (32g)

Opponents: (31g) (1) (33g,34g) (44N,43g,27N, 35b,47N) (1) (48g) (23g,30N) (24g) (41g,22g,24g) (21g) (34N,32N) (49N) (49g, 34g) (38g,20g,42g) (51N) (44g, 25g)

**Usual Starters: Offense:** WR Jeff Graham, LT Jumbo Elliott, LG Lonnie Paley/ Harry Galbreath, C Roger Duffy, RG Matt O'Dwyer, RT David Williams, TE Kyle Brady, WR Keyshawn Johnson, QB Neil O'Donnell, RB Adrian Murrell, FB Lorenzo Neal.

**Defense:** LE Rick Lyle, NT Ernie Logan, RE Hugh Douglas, LOLB Mo Lewis, LLB Dwayne Gordon/ Pepper Johnson, MLB Marvin Jones, ROLB James Farrior, LCB Aaron Glenn, RCB Otis Smith, SS Victor Green, FS Jerome Henderson.

**Coaching Staff:** Bill Belichick, Defensive Coordinator; Maurice Carthon, Running Backs; Romeo Crennel, Defensive Line; Ron Erhardt, Quarterbacks; Al Groh, Linebackers; Todd Haley, Offensive Assistant/ Quality Control; Pat Hodgson, Tight Ends; Bill Buir, Offensive Line; John Lott, Strength and Conditioning; Eric Mangini, Defensive Assistant; Mike Sweatman, Special Teams; Charlie Weis, Wide Receivers.

## SCORING

Player	TD	Ru	Pa	Rt	PAT	FG	S	TP
Hall	0	0	0	0	36/36	28/41	0	120
Murrell	7	7	0	0	-	-	0	42
K. Johnson	5	0	5	0	-	-	0	30
L. Johnson	4	2	0	2	-	-	0	24
Baxter	3	0	3	0	-	-	0	18
Chreibet	3	0	3	0	-	-	0	18
Smith	3	0	0	3	-	-	0	18
Brady	2	0	2	0	-	-	0	12
Graham	2	0	2	0	-	-	0	12
Van Dyke	2	0	2	0	-	-	0	12
Anderson	1	0	1	0	-	-	0	6
Glenn	1	0	0	1	-	-	0	6
Lewis	1	0	0	1	-	-	0	6
Mickens	1	0	0	1	-	-	0	6
Neal	1	1	1	0	-	-	0	6
O'Donnell	1	0	0	0	-	-	0	6
Ward	1	1	1	0	-	-	0	6

Two Point Conversions: Jets 0-2, Opponents 2-5

<b>Jets</b>	<b>38</b>	<b>10</b>	<b>20</b>	<b>8</b>	<b>36/36</b>	<b>28/41</b>	<b>0</b>	<b>348</b>
<b>Opponents</b>	<b>33</b>	<b>9</b>	<b>23</b>	<b>1</b>	<b>27/28</b>	<b>18/27</b>	<b>2</b>	<b>287</b>

## TEAM STATISTICS

	Jets	Opp.
Total First Downs	291	301
By Rushing	97	103
By Passing	173	177
By Penalty	21	21
Third Down: Md/Att.	91/238	72/228
Third Down: Eff.	38.2	31.6
Fourth Down: Md/Att	12/21	8/21
Fourth Down: Pct.	57.1	38.1
Total Net Yards	4,727	5,320
Avg. per Game	295.4	332.5
Total Offensive Plays	1,043	1,057
Avg. per Play	4.5	5
Net Yards Rushing	1,485	1,899
Total Rushing Plays	431	470
Avg. per Rush	3.4	4.0
Avg. per Game	92.8	118.7
Net Yards Passing	3,242	3,421
Avg. per Game	202.6	213.8
Sacked/Yards Lost	48/313	29/242
Gross Yards Passing	3,555	3,663
Att./Completions	564/319	558/304
Completion Pct.	56.6	54.5
Had Intercepted	10	18
Punts/Avg.	75/42.8	92/42.0
Punt Return/Avg.	11.4	9.8
Net Punting Avg.	75/35.4	92/37.2
Penalties/Yards	83/678	99/832
Fumbles/Lost	27/12	21/7
Touchdowns	38	33
Rushing	10	9
Passing	20	23
Returns	8	1



# NEW YORK JETS - 1998 SEASON (12-4)

Head Coach: Bill Parcells - First in AFC East - Home Stadium: The Meadowlands

Date	W-L Score	Opponents	Attendance
9/6	L 30-36	at San Francisco (OT)	64,419
9/13	L 10-24	Baltimore	70,043
9/20	W 44-6	Indianapolis	79,469
10/4	W 20-9	Miami	75,257
10/11	L 10-30	at St. Louis	55,938
10/19	W 24-14	at New England	60,062
10/25	W 28-3	Atlanta	71,573
11/1	W 20-17	at Kansas City	65,104
11/8	W 34-12	Buffalo	75,043
11/15	L 23-24	at Indianapolis	55,520
11/22	W 24-3	at Tennessee	37,084
11/29	W 48-21	Carolina	71,501
12/6	W 32-31	Seattle	72,200
12/13	W 21-16	at Miami	74,369
12/19	W 17-10	at Buffalo	79,056
12/27	W 31-10	New England	74,302
<b>POSTSEASON</b>			
1/2	W 34-24	Jacksonville	78,817
1/17	L 10-23	at Denver	75,402

PASSING												
Player	Att.	Cmp.	Yards	Cmp. %	Yds/Att.	TD	TD %	Int	Int %	Lg	Skl/Yds	Rating
Testaverde	421	259	3,256	61.5	7.73	29	6.9	7	1.7	82t	19/140	101.6
Foley	108	58	749	53.7	6.94	4	3.7	6	5.6	48	5/49	64.9
Lucas	3	1	27	33.3	9.00	0	0.0	0	0.0	27	0/0	67.4
<b>Jets</b>	<b>532</b>	<b>318</b>	<b>4,032</b>	<b>59.8</b>	<b>7.58</b>	<b>33</b>	<b>6.2</b>	<b>13</b>	<b>2.4</b>	<b>82t</b>	<b>25/196</b>	<b>94</b>
<b>Opponents</b>	<b>544</b>	<b>285</b>	<b>3,299</b>	<b>52.4</b>	<b>6.06</b>	<b>16</b>	<b>2.9</b>	<b>21</b>	<b>3.9</b>	<b>70t</b>	<b>36/259</b>	<b>64.7</b>

1998 AFC EAST STANDINGS				
<b>Jets</b>	<b>12</b>	<b>4</b>	<b>0</b>	<b>750</b>
Miami	10	6	0	625
Buffalo	10	6	0	625
New England	9	7	0	563
Indianapolis	3	13	0	388

SCORE BY QUARTER				
Jets	78	125	101	112
Opponents	75	63	54	68

SCORING												
Player	TD	Ru	Pa	Rt	PAT	FG	S	TP				
Hall	0	0	0	0	45/46	23/35	0	120				
K. Johnson	11	1	10	0	-	-	0	66				
Martin	9	8	1	0	-	-	0	54				
Chreibet	8	0	8	0	-	-	0	48				
Brady	5	0	5	0	-	-	0	30				
L. Johnson	4	2	2	0	-	-	0	24				
Ward	4	0	4	0	-	-	0	24				
Byars	3	0	3	0	-	-	0	18				
Cascadden	1	0	0	1	-	-	0	6				
Glenn	1	0	0	1	-	-	0	6				
Gordon	1	0	0	1	-	-	0	6				
J. Henderson	1	0	0	1	-	-	0	6				
Testaverde	1	1	0	0	-	-	0	6				
Cox	0	0	0	0	-	-	1	2				

Two Point Conversions: Team 0-3, Opponents 0-2  
**Jets** 49 12 33 4 45/46 23/35 0 416  
**Opponents** 30 11 16 3 26/27 20/25 0 266

RUSHING						
Player	No.	Yds.	Avg.	Lg	TD	
Martin	369	1,287	3.5	60t	8	
L. Johnson	41	185	4.5	40	2	
Sowell	40	164	4.1	33	0	
Testaverde	24	104	4.3	25	1	
K. Johnson	2	60	0.0	35t	1	
Meiggett	7	24	3.4	18	0	
Foley	5	-11	2.2	1	0	
Lucas	5	23	4.6	16	0	
Byars	4	34	8.5	13	0	
Ward	2	7	3.5	4	0	
Anderson	1	2	2.0	2	0	
<b>Jets</b>	<b>500</b>	<b>1,879</b>	<b>3.8</b>	<b>60t</b>	<b>12</b>	
<b>Opponents</b>	<b>400</b>	<b>1,659</b>	<b>4.1</b>	<b>96t</b>	<b>11</b>	

KICK RETURNS						
Player	No.	Yds.	Avg.	Lg	TD	
Glenn	24	585	24.4	62	0	
L. Johnson	16	366	22.9	37	0	
Williams	11	230	20.9	31	0	
Ward	3	60	20.0	23	0	
Brady	1	20	20.0	20	0	
Meiggett	1	16	16.0	16	0	
Baxter	1	8	8.0	8	0	
<b>Jets</b>	<b>57</b>	<b>1,285</b>	<b>22.5</b>	<b>62</b>	<b>0</b>	
<b>Opponents</b>	<b>60</b>	<b>1,370</b>	<b>22.8</b>	<b>47</b>	<b>0</b>	

PUNTING											
Player	No.	Yds.	Avg.	Net	Tb	In	Lg	Bk			
B. Hansen	31	1,233	39.8	32.7	2	6	62	0			
Kidd	28	1,166	41.6	36.9	2	8	57	0			
Gallery	6	238	39.7	33.3	0	2	49	0			
<b>Jets</b>	<b>65</b>	<b>2,637</b>	<b>40.6</b>	<b>24.6</b>	<b>4</b>	<b>16</b>	<b>62</b>	<b>0</b>			
<b>Opponents</b>	<b>85</b>	<b>3,587</b>	<b>42.2</b>	<b>36.1</b>	<b>10</b>	<b>20</b>	<b>64</b>	<b>0</b>			

PUNT RETURNS											
Player	No.	FC	Yds.	Avg.	Lg	TD					
L. Johnson	29	12	203	7.0	23	0					
Ward	8	3	72	9.0	20	0					
Meiggett	5	0	40	8.0	18	0					
Frost	1	0	0	0.0	0	0					
<b>Jets</b>	<b>43</b>	<b>15</b>	<b>315</b>	<b>7.3</b>	<b>23</b>	<b>0</b>					
<b>Opponents</b>	<b>30</b>	<b>13</b>	<b>309</b>	<b>10.3</b>	<b>69t</b>	<b>1</b>					

FIELD GOALS					
	1-9	20-29	30-39	40-49	50+
Hall	0/0	9/9	9/13	6/10	1/3
<b>Jets</b>	<b>0/0</b>	<b>9/9</b>	<b>9/13</b>	<b>6/10</b>	<b>1/3</b>
<b>Opponents</b>	<b>5/7</b>	<b>5/7</b>	<b>5/5</b>	<b>6/8</b>	<b>3/4</b>

Hall: (24G, 45N, 32G, 31G) (60N, 20G) (36G) (47G, 44B, 25G) (54G) (38B, 23G) (1) (20G, 31N, 55N, 32G) (49G, 43G) (37G, 40G, 25G, 47N) (39N, 43G) (30G, 37G, 26G, 38G) (20G, 20G) (32B) (48G, 46N) (36G)  
Opponents: (47N, 22G) (29G, 44N) (43G, 24G) (46G) (52G, 30G, 34G, 29N) (1) (53G) (42G) (40G, 37G, 44G, 21G) (31G, 63N) (34G) (1) (50G) (24G) (28N, 44G) (19G)

RECEIVING						
Player	No.	Yds.	Avg.	Lg	TD	
Johnson	83	1,131	13.6	41t	10	
Chreibet	75	1,083	14.4	63t	8	
Martin	43	365	8.5	23	1	
Brady	30	315	10.5	35	5	
Byars	26	258	9.9	29	3	
Ward	25	477	19.1	71t	4	
L. Johnson	13	222	17.1	82t	2	
Sowell	10	59	5.9	13	0	
Van Dyke	5	40	8.0	15	0	
	3	50	16.7	23	0	
Anderson	3	12	4.0	7	0	
Meiggett	1	15	15.0	15	0	
Spence	1	5	5.0	5	0	
<b>Jets</b>	<b>318</b>	<b>4,032</b>	<b>12.7</b>	<b>82t</b>	<b>33</b>	
<b>Opponents</b>	<b>285</b>	<b>3,299</b>	<b>11.6</b>	<b>70t</b>	<b>16</b>	

INTERCEPTIONS						
Player	No.	Yds.	Avg.	Lg	TD	
Glenn	6	23	3.8	26	0	
Green	4	99	24.8	87	0	
Micken	3	10	3.3	10	0	
Smith	2	34	17.0	32	0	
Williams	1	34	34.0	34	0	
Gordon	1	31	31.0	31t	1	
J. Henderson	1	21	21.0	21	0	
Lewis	1	11	11.0	11	0	
Brown	1	0	0.0	0	0	
Johnson	1	0	0.0	0	0	
<b>Jets</b>	<b>21</b>	<b>263</b>	<b>12.5</b>	<b>87</b>	<b>1</b>	
<b>Opponents</b>	<b>13</b>	<b>234</b>	<b>18.0</b>	<b>61</b>	<b>2</b>	

**Usual Starters: Offense:** WR Wayne Chreibet, LT Jumbo Elliott, LG Todd Burger, C Kevin Mawae, RG Matt O'Dwyer, RT Jason Fabini, TE Kyle Brady, WR Keyshawn Johnson, QB Vinny Testaverde, RB Curtis Martin, FB Keith Byars.

**Defense:** LE Rick Lyle, LT Jason Ferguson, RT Ernie Logan, RE Anthony Pleasant, LLB Mo Lewis, MLB Pepper Johnson, RLB Bryan Cox, LCB Aaron Glenn, RCB Otis Smith, SS Victor Green, FS Jerome Henderson.

**Coaching Staff:** Bill Belichick, Asst. Head Coach and Secondary; Maurice Carthon, Running Backs; Romeo Crennel, Defensive Line; Al Groh, Linebackers; Todd Haley, Offensive Assistant/Quality Control; Dan Henning, Quarterbacks; Pat Hodgson, Tight Ends; John Lott, Strength and Conditioning; Eric Mangini, Defensive Asst./Quality Control; Bill Muir, Offensive Line; Mike Sweatman, Special Teams; Charlie Weis, Offensive Coordinator/Wide Receivers.

**Pro Bowl:** CB Aaron Glenn, WR Keyshawn Johnson, LB Mo Lewis, RB Curtis Martin, QB Vinny Testaverde.

TEAM STATISTICS		
	Jets	Opp.
Total First Downs	338	263
By Rushing	99	87
By Passing	207	150
By Penalty	32	26
Third Down: Md/Att.	103/224	79/222
Third Down: Eff.	46	35.6
Fourth Down: Md/Att	9/16	12/22
Fourth Down: Pct.	56.3	54.4
Total Net Yards	5,715	4,699
Avg. per Game	357.2	293.7
Total Offensive Plays	1,057	980
Avg. per Play	5.4	4.8
Net Yards Rushing	1,879	1,659
Total Rushing Plays	500	400
Avg. per Rush	3.8	4.1
Avg. per Game	117.4	103.7
Net Yards Passing	3,836	3,040
Avg. per Game	239.8	190
Sacked/Yards Lost	25/196	36/259
Gross Yards Passing	4,032	3,299
Att./Completions	532/318	544/285
Completion Pct.	59.8	52.4
Had Intercepted	13	21
Punts/Avg.	65/40.6	85/42.2
Punt Return/Avg.	7.3	10.3
Net Punting Avg.	65/34.6	85/36.1
Penalties/Yards	85/651	109/967
Fumbles/Lost	23/11	25/9
Touchdowns	49	30
Rushing	12	11
Passing	33	16
Returns	4	3

# NEW YORK JETS - 1999 SEASON (8-8)

Head Coach: Bill Parcells - Fourth in AFC East - Home Stadium: The Meadowlands

Date	W-L Score	Opponents	Attendance
9/12	L 28-30	New England	78,227
9/19	L 3-17	at Buffalo	68,839
9/26	L 20-27	Washington	78,161
10/3	W 21-13	at Denver	74,181
10/11	L 6-16	Jacksonville	78,216
10/17	L 13-16	Indianapolis	78,112
10/24	L 23-24	at Oakland	47,326
11/7	W 12-7	Arizona	77,857
11/15	W 24-17	at New England	59,077
11/21	W 17-7	Buffalo	79,285
11/28	L 6-13	at Indianapolis	56,689
12/5	L 28-41	at NY Giants	78,200
12/12	W 28-20	Miami	78,246
12/19	W 22-21	at Dallas	64,271
12/27	W 38-31	at Miami	74,230
1/2	W 19-9	Seattle	78,154

## RUSHING

Player	No.	Yds.	Avg.	Lg	TD
Martin	367	1,464	4.0	50	5
Lucas	41	144	3.5	21	1
Parmalee	27	133	4.9	18	0
Mirer	21	89	4.2	12	1
Anderson	16	84	5.3	16	0
Stone	2	27	13.5	36	0
Tupa	2	8	4.0	4	0
K. Johnson	5	6	1.2	12	0
Sowell	3	5	1.7	3	0
L. Johnson	1	2	2.0	2	0
Ward	1	1	1.0	1	0
<b>Jets</b>	<b>486</b>	<b>1,961</b>	<b>4.0</b>	<b>50</b>	<b>7</b>
<b>Opponents</b>	<b>430</b>	<b>1,703</b>	<b>4.0</b>	<b>36</b>	<b>16</b>

## RECEIVING

Player	No.	Yds.	Avg.	Lg	TD
K. Johnson	89	1,170	13.1	65	8
Chreibet	48	631	13.1	50T	3
Martin	45	259	5.8	34	0
Anderson	29	302	10.4	29	3
Ward	22	325	14.8	56T	3
Parmalee	15	113	7.5	23	0
Baxter	8	66	8.3	24	2
E. Green	7	37	5.3	10T	2
Early	6	83	13.8	24	0
Spence	3	15	5.0	9	1
<b>Jets</b>	<b>272</b>	<b>3,001</b>	<b>11.0</b>	<b>65</b>	<b>22</b>
<b>Opponents</b>	<b>319</b>	<b>3,860</b>	<b>12.1</b>	<b>80T</b>	<b>16</b>

## INTERCEPTIONS

Player	No.	Yds.	Avg.	Lg	TD
Coleman	6	165	27.5	98T	1
V. Green	5	92	18.4	32	0
Glenn	3	20	6.7	12	0
Stoutmire	2	97	48.5	67T	1
Phifer	2	20	10.0	16	0
Wiltz	2	5	2.5	5	0
Mickens	2	2	1.0	2	0
Cox	1	27	27.0	27T	1
M. Jones	1	15	15.0	15	0
<b>Jets</b>	<b>24</b>	<b>443</b>	<b>18.5</b>	<b>98T</b>	<b>3</b>
<b>Opponents</b>	<b>29</b>	<b>545</b>	<b>18.8</b>	<b>98T</b>	<b>4</b>

## PASSING

Player	Att.	Cmp.	Yards	Cmp. %	Yds/Att.	TD
Lucas	272	161	1,678	59.2	6.17	14
Mirer	187	95	1,062	54	6.03	5
Testaverde	15	10	96	66.7	6.40	1
Tupa	11	6	165	54.5	15.0	2
K. Johnson	1	0	0	0.0	0	0.0
Sowell	1	0	0	0.0	0.0	0
<b>Jets</b>	<b>476</b>	<b>272</b>	<b>3,001</b>	<b>57.1</b>	<b>6.3</b>	<b>22</b>
<b>Opponents</b>	<b>574</b>	<b>319</b>	<b>3,860</b>	<b>55.6</b>	<b>6.72</b>	<b>16</b>

## 1999 AFC EAST STANDINGS

Indianapolis	13	3	0	.813
Buffalo	11	5	0	.688
Miami	9	7	0	.563
<b>Jets</b>	<b>8</b>	<b>8</b>	<b>0</b>	<b>.500</b>
New England	8	8	0	.500

## SCORE BY QUARTER

Jets	55	101	48	104	308
Opponents	66	81	78	84	309

## KICK RETURNS

Player	No.	Yds.	Avg.	Lg	TD
Stone	28	689	24.6	50	0
Glenn	27	601	22.3	46	0
Williams	6	166	27.7	81	0
Farmer	4	84	21.0	30	0
L. Johnson	2	31	15.5	17	0
<b>Jets</b>	<b>67</b>	<b>1,571</b>	<b>23.4</b>	<b>81</b>	<b>0</b>
<b>Opponents</b>	<b>63</b>	<b>1,589</b>	<b>25.2</b>	<b>95</b>	<b>0</b>

## PUNTING

Player	No.	Yds.	Avg.	Net	Tb	In	Lg	Bk
Tupa	81	3,659	45.2	38.2	7	25	69	0
Hall	1	34	34.0	34.0	0	1	34	0
<b>Jets</b>	<b>82</b>	<b>3,693</b>	<b>45.0</b>	<b>38.1</b>	<b>7</b>	<b>26</b>	<b>69</b>	<b>0</b>
<b>Opponents</b>	<b>78</b>	<b>3,190</b>	<b>40.9</b>	<b>34.8</b>	<b>8</b>	<b>20</b>	<b>83</b>	<b>0</b>

## PUNT RETURNS

Player	No.	FC	Yds.	Avg.	Lg	TD
Ward	38	12	288	7.6	23	0
Sawyer	4	1	25	6.3	11	0
L. Johnson	1	1	6	6.0	6	0
<b>Jets</b>	<b>43</b>	<b>14</b>	<b>319</b>	<b>7.4</b>	<b>23</b>	<b>0</b>
<b>Opponents</b>	<b>47</b>	<b>6</b>	<b>427</b>	<b>9.1</b>	<b>35</b>	<b>0</b>

## FIELD GOALS

Player	1-19	20-29	30-39	40-49	50+
Hall	0/0	3/4	1/17	7/12	0/0
<b>Jets</b>	<b>0/0</b>	<b>3/4</b>	<b>1/17</b>	<b>7/12</b>	<b>0/0</b>
<b>Opponents</b>	<b>1/1</b>	<b>1/11</b>	<b>8/8</b>	<b>4/8</b>	<b>2/3</b>

Hall: (1) 31G (37G,34G) (43N) (33G,42G) (43N,45G,39G)

(32G,37G,43G) (44G,29N,33G,45N) (26G) (36G) (33G,30G) (1)

(47N,28G,31G,46G) (47G,33G,49N,37G) (48G) (23G,30G,31G,35G)

Opponents: (33G,21G,23G) (44N,45N,35G) (26G,50G) (26G,51G)

(32G,44G,21G) (31G,18G,27G) (25G) (1) (22G) (40N,45N) (22G,37G)

(41G,31G) (24G,33G) (1) (54N,37G) (25G,41G,45G)

## SCORING

Player	TD	Ru	Pa	Rt	PAT	FG	S	TP
Hall	0	0	0	0	27/29	27/33	0	108
K. Johnson	8	0	8	0	0/0	0/0	0	48
Martin	5	5	0	0	0/0	0/0	0	30
Anderson	3	0	3	0	0/0	0/0	0	18
Chreibet	3	0	3	0	0/0	0/0	0	18
Ward	3	0	3	0	0/0	0/0	0	18
Baxter	2	0	2	0	0/0	0/0	0	12
E. Green	2	0	2	0	0/0	0/0	0	12
Coleman	1	0	0	1	0/0	0/0	0	6
Cox	1	0	0	1	0/0	0/0	0	6
Lucas	1	1	0	0	0/0	0/0	0	6
Mirer	1	1	0	0	0/0	0/0	0	6
Oghogbo	1	0	0	1	0/0	0/0	0	6
Spence	1	0	1	0	0/0	0/0	0	6
Stoutmire	1	0	0	0	0/0	0/0	0	6

Two Point Conversions: Jets 0-4, Opponents 0-0

<b>Jets</b>	<b>33</b>	<b>7</b>	<b>22</b>	<b>4</b>	<b>27/29</b>	<b>27/33</b>	<b>0</b>	<b>308</b>
<b>Opponents</b>	<b>33</b>	<b>16</b>	<b>16</b>	<b>1</b>	<b>33/33</b>	<b>26/31</b>	<b>0</b>	<b>309</b>

## TEAM STATISTICS

	Jets	Opp.
Total First Downs	268	299
By Rushing	111	97
By Passing	139	180
By Penalty	18	22
Third Down: Md/Att.	78/226	90/221
Third Down: Eff.	34.5	40.7
Fourth Down: Made/Att	11/25	6/13
Fourth Down: Pct.	44	46.2
Total Net Yards	4,752	5,379
Avg. per Game	297	336
Total Offensive Plays	999	1,030
Avg. per Play	4.8	5.2
Net Yards Rushing	1,961	1,703
Total Rushing Plays	486	430
Avg. per Rush	4.0	3.9
Avg. per Game	122.6	106.4
Net Yards Passing	2,791	3,676
Avg. per Game	174.4	229.8
Sacked/Yards Lost	37/210	26/184
Gross Yards Passing	3,001	3,860
Att/Completion	476/272	574/319
Completion Pct.	57.1	55.6
Had Intercepted	16	24
Punts/Avg.	82/45.0	78/40.9
Punt Return/Avg.	7.4	9.1
Net Punting Avg.	82/38.1	78/34.8
Penalties/Yards	87/771	76/685
Fumbles/Lost	22/6	24/11
Touchdowns	33	33
Rushing	7	16
Passing	22	16
Returns	4	1

**Usual Starters:** Offense: WR Wayne Chreibet, LT Jumbo Elliott, LG Kerry Jenkins, C Kevin Mawae, RG Randy Thomas, RT Jason Fabini/Ryan Young, TE Eric Green/Fred Baxter, WR Keyshawn Johnson, QB Ray Lucas, RB Curtis Martin, FB Richie Anderson.

**Defense:** LE Rick Lyle, NT Jason Ferguson, RE Anthony Pleasant, LOLB M Lewis, LILB Bryan Cox, ROLB Roman Phifer, RLB Marvin Jones, LCB Aaron Glenn, RCB Marcus Coleman, SS Victor Green, FS Steve Atwater.

**Coaching Staff:** Bill Belichick, Asst. Head Coach and Secondary: Maurice Carthon, Running Backs: Romeo Crennel, Defensive Line: Al Groh, Linebackers: Todd Haley, Wide Receivers: Dan Henning, Quarterbacks: Pat Hodgson, Tight Ends: John Lott, Strength/Conditioning: Eric Mangini, Defensive Asst./Quality Control: Bill Muir, Offensive Line: Mike Sweatman, Special Teams: Charlie Weis, Offensive Coordinator/Fullbacks.

**Pro Bowl:** WR Keyshawn Johnson, LB M Lewis, C Kevin Mawae, P Tom Tupa.





# NEW YORK JETS - 2000 SEASON (9-7)

Head Coach: Al Groh - Third in AFC East - Home Stadium: The Meadowlands

Date	W-L Score	Opponents	Attendance
9/3	W 20-16	at Green Bay	59,870
9/11	W 20-19	New England	77,687
9/17	W 27-14	Buffalo	77,884
9/24	W 21-17	at Tampa Bay	65,619
10/8	L 3-20	Pittsburgh	78,441
10/15	W 34-17	at New England	60,292
10/23	W 40-37	Miami (OT)	78,389
10/29	L 20-23	at Buffalo	72,861
11/5	L 23-30	Denver	78,305
11/12	L 15-23	at Indianapolis	56,657
11/19	W 20-3	at Miami	74,320
11/26	W 17-10	Chicago	77,354
12/3	W 27-17	Indianapolis	78,138
12/10	L 7-31	at Oakland	62,632
12/17	L 7-10	Detroit	77,513
12/24	L 20-34	at Baltimore	69,184

## PASSING

Player	Att.	Cmp.	Yards	Cmp. %	Yds/Att.	TD
Testaverde	590	328	3,732	55.6	6.33	21
Lucas	41	21	206	51.2	5.02	0
Pennington	5	2	67	40.0	13.4	1
Martin	1	1	18	100.0	18.0	1
<b>Jets</b>	<b>637</b>	<b>352</b>	<b>4,023</b>	<b>55.3</b>	<b>6.32</b>	<b>23</b>
<b>Opponents</b>	<b>517</b>	<b>265</b>	<b>3,166</b>	<b>51.3</b>	<b>6.12</b>	<b>17</b>

## 2000 AFC EAST STANDINGS

Miami	11	5	0	.688
Indianapolis	10	6	0	.625
<b>Jets</b>	<b>9</b>	<b>7</b>	<b>0</b>	<b>.563</b>
Buffalo	8	8	0	.500
New England	5	11	0	.313

## SCORE BY QUARTER

Jets	90	69	40	119	3	321
Opponents	67	120	46	88	0	321

## KICK RETURNS

Player	No.	Yds.	Avg.	Lg	TD
Stone	25	555	22.2	43	0
Williams	21	551	26.2	97	1
Coles	11	207	18.8	24	0
L. Johnson	6	117	19.5	27	0
Glenn	3	51	17.0	22	0
Becht	2	0	0.0	0	0
Dunn	2	35	17.5	21	0
Baxter	1	15	15.0	15	0
Scott	1	0	0.0	0	0
Sowell	1	9	9.0	9	0
Wiggins	1	12	12.0	12	0
<b>Jets</b>	<b>74</b>	<b>1,552</b>	<b>21.0</b>	<b>97</b>	<b>1</b>
<b>Opponents</b>	<b>62</b>	<b>1,424</b>	<b>23.0</b>	<b>47</b>	<b>0</b>

## PUNTING

Player	No.	Yds.	Avg.	Net	Tb	In	Lg	Blk
Jets	83	3,714	44.7	33.2	15	18	70	0
Tupa	83	3,714	44.7	33.2	15	18	70	0
<b>Opponents</b>	<b>88</b>	<b>3,523</b>	<b>40.0</b>	<b>35.3</b>	<b>7</b>	<b>19</b>	<b>57</b>	<b>0</b>

## PUNT RETURNS

Player	No.	FC	Yds.	Avg.	Lg	TD
Ward	27	19	214	7.9	19	0
L. Johnson	10	0	62	6.2	16	0
Dunn	1	0	0	0.0	0	0
<b>Jets</b>	<b>38</b>	<b>19</b>	<b>276</b>	<b>7.3</b>	<b>19</b>	<b>0</b>
<b>Opponents</b>	<b>42</b>	<b>9</b>	<b>660</b>	<b>15.7</b>	<b>89</b>	<b>2</b>

## FIELD GOALS

Player	1-19	20-29	30-39	40-49	50+
Hall	0/0	8/9	6/8	6/12	1/3
Conway	1/1	0/0	0/0	1/1	0/1
<b>Jets</b>	<b>1/1</b>	<b>8/9</b>	<b>6/8</b>	<b>7/13</b>	<b>1/3</b>
<b>Opponents</b>	<b>0/0</b>	<b>8/9</b>	<b>12/13</b>	<b>9/12</b>	<b>0/0</b>

Hall: (52N,23G,48N,39G) (1) (51G, 33N,27G) (41G,27G) (29R,40G) (38G,46N,27G) (34G,40G) (40G,36G) (45G,26G,28G) (47N,51N) (39G, 33G) (20G,46N) (49N,45G,21G) (1) (47N,35N) (1)

Conway: (45G,42G,42G) (32G,36G,30G,33G,29N) (43R) (22G) (43G,29G) (23G) (28G,42G,36N,44G) (20G,44B,29G,34G)

(31G,41G,23G) (26G,38G,35G) (47G) (39G) (32G) (32G) (35G) (42G,45N)

**Usual Starters:** Offense: WR Wayne Chrebet, LT Jason Fabini, LG Kerry Jenkins, C Kevin Mawae, RG Randy Thomas, RT Ryan Young, TE Anthony Becht/Fred Baxter, WR Dedric Ward, QB Vinny Testaverde, RB Curtis Martin, FB Richie Anderson.

**Defense:** LE Rick Lyle/Shawn Ellis, NT Jason Ferguson/Ernie Logan, RE Shane Burton, LOLB Mo Lewis, LILB Bryan Cox/Dwayne Gordon, RILB Marvin Jones, ROLB Roman Phifer/James Farrior, LCB Aaron Glenn, RCB Marcus Coleman, SS Victor Green, FS Chris Hayes.

**Coaching Staff:** Todd Bowles, Defensive Backs: Maurice Carthon, Assistant Head Coach/Running Backs: Mike Groh, Offensive Assistant/Quality Control: Todd Haley, Wide Receivers: Ray Hamilton, Defensive Line: Dan Henning, Offensive Coordinator/Quarterbacks: Pat Hodgson, Offensive Assistant/Planning and Research: John Lott, Strength/Conditioning: Bill Muir, Offensive Line: Mike Nolan, Defensive Coordinator: William Roberts, Assistant Offensive Line: Danny Rocco, Defensive Assistant/Quality Control: Bob Sutton, Linebackers: Mike Sweatman, Special Teams: Ken Whisenant, Tight Ends.

**Pro Bowl:** FB Richie Anderson, LB Mo Lewis, C Kevin Mawae.

## RUSHING

Player	No.	Yds.	Avg.	Lg	TD
Martin	316	1,204	3.8	55	9
Parmalee	27	87	3.2	18	2
R. Anderson	27	63	2.3	9	0
Lucas	6	42	7.0	17	0
Testaverde	25	32	1.3	15	0
Ward	4	23	5.8	12	0
Coles	2	15	7.5	8	0
Lewis	1	3	3.0	3	0
Stone	3	3	1.0	9	0
W. Hayes	1	2	2.0	2	0
Pennington	1	0	0.0	0	0
Sowell	2	0	0.0	1	0
Chrebet	3	-3	-1.0	8	0
<b>Jets</b>	<b>418</b>	<b>1,471</b>	<b>3.5</b>	<b>55</b>	<b>11</b>
<b>Opponents</b>	<b>476</b>	<b>1,888</b>	<b>4.0</b>	<b>68</b>	<b>9</b>

## RECEIVING

Player	No.	Yds.	Avg.	Lg	TD
R. Anderson	88	853	9.7	41	2
Martin	70	508	7.3	31	2
Chrebet	69	937	13.6	50	8
Ward	54	801	14.8	61	3
Coles	22	370	16.8	63	1
Becht	16	144	9.0	30	2
Parmalee	9	66	7.3	18	0
W. Hayes	6	126	21.0	32	0
Sowell	6	84	14.0	62	0
Brisby	4	60	15.0	19	0
Baxter	4	22	5.5	12	2
Wiggins	2	4	2.0	3	1
Coleman	1	45	45.0	45	1
Elliott	1	3	3.0	3	1
<b>Jets</b>	<b>352</b>	<b>4,023</b>	<b>11.4</b>	<b>63</b>	<b>23</b>
<b>Opponents</b>	<b>265</b>	<b>3,166</b>	<b>11.9</b>	<b>75</b>	<b>17</b>

## INTERCEPTIONS

Player	No.	Yds.	Avg.	Lg	TD
V. Green	6	144	24.0	43	1
Glenn	4	34	8.5	34	0
Coleman	4	6	1.5	7	0
Lewis	1	23	23.0	23	0
N. Ferguson	1	20	20.0	20	0
Ellis	1	1	1.0	1	0
Frost	1	1	1.0	1	0
Farrior	1	0	0.0	0	0
C. Hayes	1	0	0.0	0	0
Scott	1	0	0.0	0	0
<b>Jets</b>	<b>21</b>	<b>229</b>	<b>10.9</b>	<b>43</b>	<b>1</b>
<b>Opponents</b>	<b>29</b>	<b>545</b>	<b>18.8</b>	<b>98</b>	<b>4</b>

## SCORING

Player	TD	Ru	Pa	Rt	PAT	FG	S	2-PT	TP
Hall	0	0	0	0	30/30	21/32	0	0	93
Martin	11	9	2	0	-	-	0	0	66
Chrebet	8	0	8	0	-	-	0	0	48
Conway	0	0	0	0	2/2	2/2	0	0	8
Ward	0	0	3	0	-	-	0	0	18
R. Anderson	3	0	2	0	-	-	0	0	12
Baxter	2	0	2	0	-	-	0	0	12
Becht	2	0	2	0	-	-	0	0	12
Parmalee	2	0	2	0	-	-	0	0	12
Coleman	2	0	1	0	-	-	0	1	8
Coles	1	0	1	0	-	-	0	1	8
Elliott	1	0	1	0	-	-	0	0	6
V. Green	1	0	0	1	-	-	0	0	6
Wiggins	1	0	1	0	-	-	0	0	6
Wiggins	1	0	0	1	-	-	0	0	6

Two Point Conversions: Jets 2-4, Opponents 1-1

<b>Jets</b>	<b>36</b>	<b>11</b>	<b>23</b>	<b>2</b>	<b>32/32</b>	<b>23/34</b>	<b>0</b>	<b>2/4</b>	<b>321</b>
<b>Opponents</b>	<b>33</b>	<b>9</b>	<b>17</b>	<b>7</b>	<b>32/32</b>	<b>29/34</b>	<b>1</b>	<b>1/1</b>	<b>321</b>

## TEAM STATISTICS

	Jets	Opp.
Total First Downs	308	267
By Rushing	84	98
By Passing	192	152
By Penalty	32	17
Third Down: Md/Att.	89/233	93/238
Third Down: Eff.	38.2	39.1
Fourth Down: Made/Att	11/17	7/16
Fourth Down: Pct.	64.7	43.8
Total Net Yards	5,395	4,820
Avg. per Game	337.2	301.2
Total Offensive Plays	1,075	1,033
Avg. per Play	5.0	4.7
Net Yards Rushing	1,471	1,888
Total Rushing Plays	418	476
Avg. per Rush	3.5	4.0
Avg. per Game	91.9	118.0
Net Yards Passing	3,924	2,932
Avg. per Game	245.3	183.3
Sacked/Yards Lost	20/99	40/234
Gross Yards Passing	4,023	3,166
Att./Completions	637/352	517/265
Completion Pct.	55.3	51.3
Had Intercepted	29	21
Punts/Avg.	83/44.7	88/40.0
Punt Return/Avg.	7.3	15.7
Net Punting Avg.	83/33.2	88/35.3
Penalties/Yards	76/626	100/832
Fumbles/Lost	18/11	21/14
Touchdowns	36	33
Rushing	11	9
Passing	23	17
Returns	2	7

# NEW YORK JETS - 2001 SEASON (10-6)

Head Coach: Herm Edwards - Third in AFC East - Home Stadium: The Meadowlands

Date				W-L Score	Opponents	Attendance
9/9	L	24-45	Indianapolis	78,606		
9/23	W	10-3	at New England	60,202		
10/1	L	17-19	San Francisco	78,722		
10/7	W	42-36	at Buffalo	72,654		
10/14	W	21-17	Miami	78,823		
10/21	L	14-34	St. Louis	78,766		
10/28	W	13-12	at Carolina	72,642		
11/4	W	16-9	at New Orleans	70,020		
11/11	W	27-7	Kansas City	78,234		
11/18	W	24-0	at Miami	74,259		
12/2	L	16-17	New England	78,712		
12/9	L	7-18	at Pittsburgh	62,884		

PASSING									
Player	Att.	Cmp.	Yards	Cmp. %	Yds/Att.	TD	TD %	Int	Int %
Testaverde	441	260	2,752	59.9	6.24	15	3.4	14	3.2
Pennington	20	10	92	50	4.6	1	5	0	0
Jordan	1	0	0	0.0	0.00	0	0.0	0	0.0
<b>Jets</b>	<b>464</b>	<b>272</b>	<b>2,871</b>	<b>58.6</b>	<b>6.19</b>	<b>17</b>	<b>3.7</b>	<b>14</b>	<b>3</b>
<b>Opponents</b>	<b>516</b>	<b>313</b>	<b>3,170</b>	<b>60.7</b>	<b>6.14</b>	<b>14</b>	<b>2.7</b>	<b>20</b>	<b>3.9</b>

2001 AFC EAST STANDINGS									
New England	11	5	0	.688					
Miami	11	5	0	.688					
<b>Jets</b>	<b>10</b>	<b>6</b>	<b>0</b>	<b>.625</b>					
Indianapolis	6	10	0	.375					
Buffalo	3	13	0	.188					

SCORE BY QUARTER									
Jets	78	85	80	77	65	308			
Opponents	38	123	77	57	69	295			

SCORING									
Player	TD	Ru	Pa	Rt	PAT	FG	S	2-Pt	TP
Hall	0	0	0	0	32/32	24/31	0	0	104
C. Martin	10	10	0	0	-	-	0	0	60
Coles	7	0	7	0	-	-	0	0	42
Becht	5	0	5	0	-	-	0	0	30

INTERCEPTIONS						
Player	No.	Yds.	Avg.	Lg	TD	
A. Glenn	5	82	16.4	60†	1	
V. Green	3	76	25.3	63†	1	
James	3	27	9.0	18	0	
Farrior	2	84	42.0	47	0	
Robinson	2	58	29.0	30	0	
Coleman	2	41	20.5	36	0	
Lewis	1	17	17.0	17	0	
Henderson	1	5	5.0	5	0	
Burton	1	0	0.0	0	0	
<b>Jets</b>	<b>20</b>	<b>390</b>	<b>19.5</b>	<b>63†</b>	<b>2</b>	
<b>Opponents</b>	<b>14</b>	<b>222</b>	<b>15.9</b>	<b>49</b>	<b>1</b>	

FIELD GOALS					
Player	1-9	20-29	30-39	40-49	50+
Hall	1/1	8/8	5/7	7/9	3/6
Jets	1/1	8/8	5/7	7/9	3/6
Opponents	1/1	9/10	5/5	6/10	1/1

Hall: (22G) (26G) (50B,24G) () (43N) () (43G,34G)  
(39G,47G,35N,23G) (51G,31G) (43G) (19G,40G,50G) (51N)  
(40N,24G,34N) (47G,62G,48G,46G,24G,50N) (33G,28G,32G) (53G)  
Opponents: (37G) (24G) (19G,49G,35G,29G) (28G) (26G) (47G,24G)  
(45G,45G) () () (42N) (28G) (26G,33G,40N,44N,38G,20G) ()  
(45G,50G,43G) () (23G,44G,28N,37G)

TEAM STATISTICS		
	Jets	Opp.
Total First Downs	274	284
By Rushing	105	116
By Passing	151	155
By Penalty	18	13
Third Down: Md/Att.	76/200	101/227
Third Down: Eff.	38	44.5
Fourth Down: Made/Att	6/12	9/18
Fourth Down: Pct.	50	50
Total Net Yards	4,795	5,153
Avg. per Game	299.7	322.1
Total Offensive Plays	928	1,030
Avg. per Play	5.2	5
Net Yards Rushing	2,054	2,154
Total Rushing Plays	445	481
Avg. per Rush	4.6	4.5
Avg. per Game	128.4	134.6
Net Yards Passing	2,741	2,999
Avg. per Game	171.3	187.4
Sacked/Yards Lost	19/130	35/171
Gross Yards Passing	2,871	3,170
Att./Completions	464/272	516/331
Completion Pct.	58.6	60.7
Had Intercepted	14	20
Punts/Avg.	76/39.0	75/40.7
Punt Return/Avg.	9.5	13.1
Net Punting Avg.	76/31.6	75/35.4
Penalties/Yards	62/507	85/700
Fumbles/Lost	22/27	29/19
Touchdowns	34	33
Rushing	11	15
Passing	17	14
Returns	6	4

**Pro Bowl:** DE John Abraham, RB Curtis Martin, C Kevin Mawae



# NEW YORK JETS - 2002 SEASON (9-7)

Head Coach: Herm Edwards - AFC East Champions - Home Stadium: The Meadowlands

Date	W-L	Score	Opponents	Attendance
9/8	W	37-31	at Buffalo (OT)	72,751
9/15	L	7-44	New England	78,726
9/22	L	30-3	at Miami	73,426
9/29	L	3-28	at Jacksonville	55,610
10/6	L	25-29	Kansas City	78,149
10/10	W	20-7	Minnesota	78,516
10/27	L	21-24	Cleveland	78,502
11/3	W	44-13	at San Diego	59,772
11/10	W	13-10	Miami	78,920
11/17	W	31-14	at Detroit	61,720
11/24	W	31-13	Buffalo	78,745
12/2	L	20-26	at Oakland	62,257
12/8	W	19-13	Denver	78,521
12/15	L	13-20	at Chicago	62,226
12/22	W	30-17	at New England	68,436
12/29	W	42-17	Green Bay	78,733
<b>POSTSEASON</b>				
1/4	W	41-0	Indianapolis	78,524
1/12	L	10-30	Oakland	62,207

## RUSHING

Player	No.	Yds.	Avg.	Lg	TD
Martin	261	1,094	4.2	35	7
Jordan	84	316	3.8	61	3
Pennington	29	49	1.7	14	2
Moss	7	48	6.9	14	0
Coles	6	39	6.5	21	0
Anderson	5	27	5.4	16	0
Testaverde	2	23	11.5	24	0
Turk	1	14	14.0	14	0
Morton	4	8	2.0	6	0
Sowell	1	0	0.0	0	0
<b>Jets</b>	<b>400</b>	<b>1,618</b>	<b>4.0</b>	<b>61</b>	<b>12</b>
<b>Opponents</b>	<b>427</b>	<b>1,973</b>	<b>4.6</b>	<b>53</b>	<b>17</b>

## RECEIVING

Player	No.	Yds.	Avg.	Lg	TD
Coles	89	1,264	14.2	43	5
Chreibet	51	691	13.5	37	9
Martin	49	362	7.4	28	0
Anderson	45	257	5.7	15	1
Moss	30	433	14.4	47	4
Becht	28	243	8.7	21	5
Jordan	17	160	9.4	27	0
Sowell	9	85	9.4	31	1
Swayne	5	78	15.6	24	0
Morton	3	19	6.3	8	0
Baker	2	14	7.0	10	0
Woodbury	1	13	13.0	13	0
<b>Jets</b>	<b>329</b>	<b>3,619</b>	<b>11.0</b>	<b>47</b>	<b>25</b>
<b>Opponents</b>	<b>359</b>	<b>3,685</b>	<b>10.3</b>	<b>72</b>	<b>17</b>

## INTERCEPTIONS

Player	No.	Yds.	Avg.	Lg	TD
D. Abraham	4	49	12.3	23	0
Garnes	2	65	32.5	65	0
Darling	2	38	19.0	38	0
Beasley	2	29	14.5	24	0
Robinson	2	12	6.0	12	0
Lewis	1	14	14.0	14	0
Jones	1	0	0.0	0	0
McGraw	1	0	0.0	0	0
<b>Jets</b>	<b>15</b>	<b>207</b>	<b>13.8</b>	<b>65</b>	<b>0</b>
<b>Opponents</b>	<b>10</b>	<b>165</b>	<b>16.5</b>	<b>90</b>	<b>1</b>

## PASSING

Player	Att.	Cmp.	Yards	Cmp. %	Yds/Att.	TD
Pennington	399	275	3,120	68.9	7.82	22
Testaverde	83	54	499	65.1	6.01	3
Anderson	1	0	0	0.0	0.00	0
Chreibet	1	0	0	0.0	0.00	0
Turk	1	0	0	0.0	0.00	0
<b>Jets</b>	<b>485</b>	<b>329</b>	<b>3,619</b>	<b>67.8</b>	<b>7.46</b>	<b>25</b>
<b>Opponents</b>	<b>551</b>	<b>359</b>	<b>3,685</b>	<b>65.2</b>	<b>6.69</b>	<b>17</b>

## 2002 AFC EAST STANDINGS

Jets	9	7	0	562
New England	9	7	0	562
Miami	9	7	0	562
Buffalo	7	8	0	500

## SCORE BY QUARTER

Jets	69	118	65	101	6	359
Opponents	42	99	114	81	0	336

## KICK RETURNS

Player	No.	Yds.	Avg.	Lg	TD
Morton	58	1,509	26.0	98	2
Jordan	5	112	22.4	34	0
Baker	3	14	7.7	15	0
Dearth	1	9	9.9	9	0
Moses	1	0	0.0	0	0
O'Sullivan	1	11	11.0	11	0
Reed	1	5	5.0	5	0
Sowell	1	20	20.0	20	0
Swayne	1	13	13.0	13	0
<b>Jets</b>	<b>72</b>	<b>1,704</b>	<b>23.8</b>	<b>98</b>	<b>2</b>
<b>Opponents</b>	<b>74</b>	<b>1,574</b>	<b>21.3</b>	<b>87</b>	<b>1</b>

## PUNTING

Player	No.	Yds.	Avg.	Net	Tb	In	Lg	Bk
Turk	63	2,584	41.0	34.9	9	13	65	0
Hall	1	28	28.0	28	0	1	28	0
<b>Jets</b>	<b>64</b>	<b>2,612</b>	<b>40.8</b>	<b>34.8</b>	<b>9</b>	<b>14</b>	<b>65</b>	<b>0</b>
<b>Opponents</b>	<b>62</b>	<b>2,499</b>	<b>40.3</b>	<b>30.6</b>	<b>7</b>	<b>16</b>	<b>64</b>	<b>1</b>

## PUNT RETURNS

Player	No.	FC	Yds.	Avg.	Lg	TD
Moss	25	8	413	16.5	63	2
Morton	4	4	51	12.8	21	0
<b>Jets</b>	<b>29</b>	<b>12</b>	<b>464</b>	<b>16.0</b>	<b>63</b>	<b>2</b>
<b>Opponents</b>	<b>33</b>	<b>5</b>	<b>203</b>	<b>6.2</b>	<b>16</b>	<b>0</b>

## FIELD GOALS

Player	1-19	20-29	30-39	40-49	50+
Hall	0/0	9/9	9/11	6/10	0/1
<b>Jets</b>	<b>0/0</b>	<b>9/9</b>	<b>9/11</b>	<b>6/10</b>	<b>0/1</b>
<b>Opponents</b>	<b>0/0</b>	<b>12/12</b>	<b>4/6</b>	<b>7/9</b>	<b>0/4</b>

Hall: (34G,45E,48N,33G) (1) (20G) 46G (51N,25G) (38G,31B,37G) (44B) (24G, 32G, 43B, 38G) (30G,27G) (22G) (23G,45N) (34B,46G,45G) (43G,21G) (42G,28G) (39G, 23G, 43G) (1) Opponents: (52G, 50N) (28G,31G,40G) (53G,25G,31N,29G) (44N) (36G,40G,27G) (1) (23G,26G,35G) (1) (28G) (1) (43G,40G) (23G,48G,36G,29G) (22G,23G,33N,46N) (53G,48G) (49G) (23G)

## SCORING

Player	TD	Ru	P	FG	S	2-Pt	TP
Hall	0	0	0	0	35/37	24/31	0
Chreibet	9	0	9	0	-	-	0
Martin	7	7	0	0	-	-	0
Moss	6	0	4	2	-	-	0
Becht	5	0	5	0	-	-	0
Coles	5	0	5	0	-	-	0
Jordan	3	3	0	0	-	-	0
Morton	2	0	2	-	-	-	0
Pennington	2	2	0	0	-	-	0
Anderson	1	0	1	0	-	-	0
Sowell	1	0	1	0	-	-	0
<b>Jets</b>	<b>41</b>	<b>12</b>	<b>25</b>	<b>4</b>	<b>35/37</b>	<b>24/31</b>	<b>0</b>
<b>Opponents</b>	<b>37</b>	<b>17</b>	<b>17</b>	<b>3</b>	<b>34/35</b>	<b>26/31</b>	<b>0</b>

## TEAM STATISTICS

	Jets	Opp.
Total First Downs	300	313
By Rushing	86	116
By Passing	190	178
By Penalty	24	19
Third Down: Md/Att.	76/188	93/211
Third Down: Eff.	40.4	44.1
Fourth Down: Md/Att	4/12	9/16
Fourth Down: Pct.	33.3	56.3
Total Net Yards	5,036	5,463
Avg. per Game	314.8	341.4
Total Offensive Plays	917	1008
Avg. per Play	5.5	5.4
Net Yards Rushing	1,618	1,973
Total Rushing Plays	400	427
Avg. per Rush	4.0	4.6
Avg. per Game	101.1	123.3
Net Yards Passing	3,418	3,490
Avg. per Game	213.6	218.1
Sacked/Yards Lost	32/201	30/195
Gross Yards Passing	3,619	3,685
Att./Completions	485/329	551/359
Completion Pct.	67.8	65.2
Had Intercepted	10	15
Time of Possession	28:52	31:08
Punts/Avg.	64/40.8	62/40.3
Punt Return/Avg.	16.0	6.2
Net Punting Avg.	64/34.8	62/30.6
Penalties/Yards	79/685	99/809
Fumbles/Lost	16/9	16/8
Touchdowns	41	37
Rushing	12	17
Passing	25	17
Returns	4	3

**Usual Starters: Offense:** WR Wayne Chreibet, LT Jason Fabini, LG J.P. Machado, C Kevin Mawae, RG Randy Thomas, RT Kareem McKenzie, TE Anthony Becht, WR Laveranues Coles, QB Chad Pennington, RB Curtis Martin, FB Richie Anderson.

**Defense:** LE Shaun Ellis, NT Jason Ferguson, DT Josh Evans, RE John Abraham, LLB Mo Lewis, MLB Marvin Jones, RLB Sam Cowart, LCB Donnie Abraham, RCB Aaron Beasley, SS Sam Garnes, FS Damien Robinson.

**Coaching Staff:** Paul Hackett, Offensive Coordinator; Bill Bradley, Defensive Backs; Rubin Carter, Defensive Line; Ted Cottrell, Defensive Coordinator/Assistant Head Coach; Bishop Harris, Running Backs; Mike Henning, Offensive Asst./Quality Control; John Lott, Strength and Conditioning; Doug Marrone, Offensive Line; David Merritt, Defensive Asst.; Phil Petty, Tight Ends; Eric Price, Offensive Asst.; Jimmy Raye, Senior Offensive Asst.; Mose Rison, Wide Receivers; Bob Sutton, Linebackers; Nate Wainwright, Assistant Coach; Mike Westhoff, Special Teams.

**Pro Bowl:** DE John Abraham, C Kevin Mawae.

HISTORY

# NEW YORK JETS - 2003 SEASON (6-10)

Head Coach: Herm Edwards - Fourth in AFC East - Home Stadium: The Meadowlands

Date	W-L	Score	Opponents	Attendance
9/4	L	13-16	at Washington	85,420
9/14	L	10-21	Miami	77,461
9/21	L	16-23	at New England	68,436
9/21	L	6-17	Dallas	77,863
9/28	W	30-3	Buffalo	77,740
10/12	W	19-14	at Houston	70,623
10/19	L	17-24	at Philadelphia	67,853
10/26	L	28-31	NY Giants (OT)	78,123
11/2	W	27-24	at Oakland (OT)	51,909
11/6	L	31-38	at Indianapolis	56,801
11/23	W	13-10	Jacksonville	77,614
12/1	W	24-17	Tennessee	77,710
12/7	L	6-17	at Buffalo	72,791
12/14	W	6-0	Pittsburgh	77,900
12/20	L	16-21	New England	77,835
12/28	L	2-23	at Miami	73,720

## RUSHING

Player	No.	Yds.	Avg.	Lg	TD
C. Martin	323	1,308	4.0	56	2
Jordan	46	190	4.1	39	4
Moss	10	67	6.7	25	0
Pennington	21	42	2.0	10	2
Testaverde	6	17	2.8	13	0
Askew	2	9	4.5	6	0
Sowell	1	2	2.0	2	0
<b>Jets</b>	<b>409</b>	<b>1,653</b>	<b>4.0</b>	<b>56</b>	<b>8</b>
<b>Opponents</b>	<b>542</b>	<b>2,294</b>	<b>4.2</b>	<b>31</b>	<b>17</b>

## RECEIVING

Player	No.	Yds.	Avg.	Lg	TD
Moss	74	1,105	14.9	65	10
Sowell	47	436	9.3	44	1
Conway	46	640	13.9	45	2
C. Martin	42	262	6.2	29	0
Becht	40	356	8.9	29	4
Chreibet	27	289	10.7	29	1
Baker	14	137	9.8	24	0
Jordan	11	101	9.2	25	0
Lockett	5	76	15.3	23	0
J. Carter	4	93	23.3	62	1
Swayne	2	29	14.5	27	1
<b>Jets</b>	<b>312</b>	<b>3,524</b>	<b>11.3</b>	<b>65</b>	<b>20</b>
<b>Opponents</b>	<b>281</b>	<b>3,243</b>	<b>11.5</b>	<b>59</b>	<b>14</b>

## INTERCEPTIONS

Player	No.	Yds.	Avg.	Lg	TD
Beasley	3	64	21.3	39	0
T. Carter	2	37	18.5	23	0
Mickens	2	16	8.0	16	0
Garnes	2	0	0.0	0	0
Hobson	1	26	26.0	26	0
D. Abraham	1	12	12.0	12	0
<b>Jets</b>	<b>11</b>	<b>155</b>	<b>14.1</b>	<b>39</b>	<b>0</b>
<b>Opponents</b>	<b>14</b>	<b>164</b>	<b>11.7</b>	<b>55</b>	<b>2</b>

## PASSING

Player	Att.	Cmp.	Yards	Cmp. %	Yds/Att.	TD
Pennington	297	189	2,139	63.6	7.20	13
Testaverde	198	123	1,385	62.1	6.99	7
Stryzinski	1	0	0	0.0	0.00	0
<b>Jets</b>	<b>496</b>	<b>312</b>	<b>3,524</b>	<b>62.9</b>	<b>7.10</b>	<b>20</b>
<b>Opponents</b>	<b>455</b>	<b>281</b>	<b>3,243</b>	<b>61.8</b>	<b>7.13</b>	<b>14</b>

## 2003 AFC EAST STANDINGS

New England	14	2	0	.875
Miami	10	6	0	.625
Buffalo	6	10	0	.375
<b>Jets</b>	<b>6</b>	<b>10</b>	<b>0</b>	<b>.375</b>

## SCORE BY QUARTER

Jets	70	48	76	86	3	283
Opponents	64	130	48	54	3	299

## KICK RETURNS

Player	No.	Yds.	Avg.	Lg	TD
Bates	22	596	27.1	48	0
J. Carter	18	517	28.7	90	1
Jordan	11	209	19.0	25	0
Swayne	3	48	16.0	23	0
Baker	2	6	3.0	4	0
Johnson	2	50	25.0	29	0
Askew	1	27	27.0	27	0
Machado	1	8	8.0	8	0
<b>Jets</b>	<b>60</b>	<b>1,461</b>	<b>24.4</b>	<b>90</b>	<b>1</b>
<b>Opponents</b>	<b>71</b>	<b>1,496</b>	<b>21.1</b>	<b>63</b>	<b>0</b>

## PUNTING

Player	No.	Yds.	Avg.	Net	Tb	In	Lg	Bk
Stryzinski	71	2,655	37.4	31.3	4	22	39	1
<b>Jets</b>	<b>72</b>	<b>2,655</b>	<b>36.9</b>	<b>31.3</b>	<b>4</b>	<b>22</b>	<b>55</b>	<b>1</b>
<b>Opponents</b>	<b>66</b>	<b>2,518</b>	<b>38.2</b>	<b>32.2</b>	<b>3</b>	<b>31</b>	<b>56</b>	<b>0</b>

## PUNT RETURNS

Player	No.	FC	Yds.	Avg.	Lg	TD
Moss	30	18	332	11.1	47	0
<b>Jets</b>	<b>30</b>	<b>18</b>	<b>332</b>	<b>11.1</b>	<b>47</b>	<b>0</b>
<b>Opponents</b>	<b>22</b>	<b>26</b>	<b>322</b>	<b>14.6</b>	<b>78</b>	<b>1</b>

## FIELD GOALS

Player	1-19	20-29	30-39	40-49	50+
Brien	0/0	5/5	15/15	7/8	0/4
<b>Jets</b>	<b>0/0</b>	<b>5/5</b>	<b>15/15</b>	<b>7/8</b>	<b>0/4</b>
<b>Opponents</b>	<b>0/0</b>	<b>9/10</b>	<b>7/9</b>	<b>3/4</b>	<b>1/4</b>

Brien: (30G,41G) (30G) (41G,39G,30G,42N) (34G,38G) (27G,33G,50N,43G) (39G,30G) (30G,55N) (51B) (48G,38G)(43G) (36G,35G) (27G) (38G,50N,40G) (28G,41G) (29G) (36G,22G) (36G,35G) (30G,22G,33G) (1) (24G,22G,47G) (26G) (44G) (1) (55N,35G) (39G,36G,39N,29G) (22G) (31G) (36N,23G) (52N,35G) (32G) (43N,20N) (1) (23G,43G,53N,22G)

## SCORING

Player	TD	Ru	Pa	Rt	PAT	FG	S	2-PT	TP
Brien	0	0	0	0	24/24	27/32	0	0	105
Moss	10	0	10	0	-	-	0	0	60
Becht	4	0	4	0	-	-	0	1	26
Jordan	4	4	0	0	-	-	0	0	24
J. Carter	2	0	1	1	-	-	0	0	12
Conway	2	0	2	0	-	-	0	0	12
C. Martin	2	0	2	0	-	-	0	0	12
Pennington	2	0	0	0	-	-	0	0	12
Chreibet	1	0	1	0	-	-	0	0	6
Sowell	1	0	1	1	-	-	0	0	6
Swayne	1	0	1	1	-	-	0	0	6
Two Point Conversions: Jets 1-5, Opponents 1-1									
<b>Jets</b>	<b>39</b>	<b>8</b>	<b>20</b>	<b>1</b>	<b>24/24</b>	<b>27/32</b>	<b>1</b>	<b>1</b>	<b>283</b>
<b>Opponents</b>	<b>34</b>	<b>17</b>	<b>14</b>	<b>3</b>	<b>33/33</b>	<b>20/27</b>	<b>0</b>	<b>1</b>	<b>299</b>

## TEAM STATISTICS

	Jets	Opp.
Total First Downs	274	316
By Rushing	78	134
By Passing	181	168
By Penalty	15	14
Third Down: M/Att.	82/206	84/207
Third Down: Eff.	39.8	40.6
Fourth Down: Made/Att	6/13	10/22
Fourth Down: Pct.	46.2	45.5
Total Net Yards	4,951	5,319
Avg. per Game	309.4	332.4
Total Offensive Plays	936	1032
Avg. per Play	5.3	5.2
Net Yards Rushing	1,635	2,294
Total Rushing Plays	409	542
Avg. per Rush	4.0	4.2
Avg. per Game	102.2	143.3
Net Yards Passing	3,316	3,025
Avg. per Game	207	189
Sacked/Yards Lost	31/208	35/218
Gross Yards Passing	3,524	3,243
Att./Completions	496/312	455/281
Completion Pct.	62.9	61.8
Had Intercepted	14	11
Time of Possession	27:50	32:10
Punts/Avg.	72/36.9	66/38.2
Punt Return/Avg.	11.1	14.6
Net Punting Avg.	72/31.3	66/32.2
Penalties/Yards	69/550	79/620
Fumbles/Lost	18/6	17/9
Touchdowns	29	34
Rushing	8	17
Passing	20	14
Returns	1	3

**Usual Starters:** Offense: WR Curtis Conway, LT Jason Fabini, LG Dave Scott, C Kevin Mawae, RG Brent Smith, RT Kareem McKenzie, TE Anthony Becht, WR Santana Moss, QB Chad Pennington/Vinny Testaverde, FB Jerald Sowell, RB Curtis Martin.

**Defense:** LE Shaun Ellis, LT Dewayne Robertson, NT Jason Ferguson, RE Bryan Thomas, SLB Mo Lewis, MLB Marvin Jones, WLB Sam Cowart, LCB Ray Mickens, RCB Aaron Beasley, SS Sam Garnes, FS Tyrone Carter.

**Coaching Staff:** Sal Aloisi, Asst. Strength and Conditioning; Tim Berbenich, Offensive Assistant; Bill Bradley, Defensive Backs; Mike Canales, Wide Receivers; Rubin Carter, Defensive Line; Ted Cottrell, Asst. Head Coach/Defensive Coordinator; Dick Curt, Tight Ends; Paul Hackett, Offensive Coordinator; Pep Hamilton Offensive Asst./Quality Control; Bishop Harris, Running Backs; Jim Hostler, Quarterbacks; James Lott, Assistant Def. Backs; John Lott, Strength and Conditioning; Doug Marrone, Offensive Line; David Merritt, Defensive Assistant; Jimmy Raye, Asst. Head Coach/Offensive Specialist; Bob Sutton, Linebackers; Nate Wainwright, Assistant Coach; Mike Westhoff, Special Teams Coordinator.

**Pro Bowl:** DE Shaun Ellis, C Kevin Mawae.



# NEW YORK JETS - 2004 SEASON (10-6)

Head Coach: Herm Edwards - Second in AFC East - Home Stadium: The Meadowlands

Date	W-L	Score	Opponents	Attendance
9/12	W	31-24	Cincinnati	77,230
9/19	W	34-28	at San Diego	57,310
10/3	W	17-9	at Miami	73,157
10/10	W	16-14	Buffalo	77,976
10/17	W	22-14	San Francisco	78,189
10/24	L	7-13	at New England	68,756
11/1	W	41-14	Miami	78,216
11/7	L	17-22	at Buffalo	72,574
11/14	L	17-20	Baltimore (OT)	77,826
11/21	W	10-7	at Cleveland	72,547
11/28	W	13-3	at Arizona	35,820
12/5	W	29-7	Houston	77,875
12/12	L	6-17	at Pittsburgh	63,581
12/19	W	37-14	Seattle	77,894
12/26	L	7-23	New England	77,975
1/2	L	29-32	at St. Louis (OT)	65,877
<b>POSTSEASON</b>				
1/8	W	20-17	at San Diego (OT)	67,536
1/15	L	17-20	at Pittsburgh (OT)	64,915

## PASSING

Player	Att.	Cmp.	Yards	Cmp. %	Yds/Att.	TD	TD %	Int.	Int %	Lg	Sk/Yds	Rating
Pennington	370	242	2,673	64.5	7.22	16	4.30	9	2.4	48	18/103	91.0
Q. Carter	58	35	498	60.3	8.59	3	5.20	1	1.7	69†	12/70	98.2
Bollinger	9	5	60	55.6	6.67	0	0.0	0	0.0	26	1/8	76.2
Jordan	1	0	0	0.0	0.0	0	0.0	1	100.0	0	0/0	0.0
<b>Jets</b>	<b>438</b>	<b>282</b>	<b>3,231</b>	<b>64.4</b>	<b>7.38</b>	<b>19</b>	<b>4.30</b>	<b>11</b>	<b>2.5</b>	<b>69†</b>	<b>31/181</b>	<b>90.5</b>
<b>Opponents</b>	<b>497</b>	<b>289</b>	<b>3,532</b>	<b>58.1</b>	<b>7.11</b>	<b>21</b>	<b>4.20</b>	<b>19</b>	<b>3.8</b>	<b>65</b>	<b>37/220</b>	<b>88.3</b>

## 2004 AFC EAST STANDINGS

New England	14	2	0	.875
<b>Jets</b>	<b>10</b>	<b>6</b>	<b>0</b>	<b>.625</b>
Buffalo	9	7	0	.250
Miami	4	12	0	.250

## SCORE BY QUARTER

Jets	51	94	95	93	0	333
Opponents	34	104	34	83	6	261

## KICK RETURNS

Player	No.	Yds.	Avg.	Lg	TD
J. Carter	17	374	22.0	40	0
Jordan	14	284	20.3	40	0
Cotchery	13	362	27.8	94†	1
Askwew	2	18	9.0	13	0
<b>Jets</b>	<b>46</b>	<b>1,038</b>	<b>22.6</b>	<b>94†</b>	<b>1</b>
<b>Opponents</b>	<b>72</b>	<b>1,557</b>	<b>21.6</b>	<b>87†</b>	<b>1</b>

## PUNTING

Player	No.	Yds.	Avg.	Net	Bk	In	Lg	Blk
Gowin	80	3,057	38.2	33.5	8	22	58	0
<b>Jets</b>	<b>80</b>	<b>3,057</b>	<b>38.2</b>	<b>33.5</b>	<b>8</b>	<b>22</b>	<b>58</b>	<b>0</b>
<b>Opponents</b>	<b>89</b>	<b>3,571</b>	<b>40.1</b>	<b>34.8</b>	<b>8</b>	<b>26</b>	<b>64</b>	<b>0</b>

## PUNT RETURNS

Player	No.	FC	Yds.	Avg.	Lg	TD
Moss	27	7	225	8.3	46	0
McCareins	14	6	88	6.3	26	0
<b>Jets</b>	<b>41</b>	<b>13</b>	<b>313</b>	<b>7.6</b>	<b>46</b>	<b>0</b>
<b>Opponents</b>	<b>34</b>	<b>14</b>	<b>221</b>	<b>6.5</b>	<b>25</b>	<b>0</b>

## FIELD GOALS

Player	1-19	20-29	30-39	40-49	50+
Brien	0/0	9/10	4/6	10/11	5/2
<b>Jets</b>	<b>0/0</b>	<b>9/10</b>	<b>4/6</b>	<b>10/11</b>	<b>5/2</b>
<b>Opponents</b>	<b>0/0</b>	<b>9/9</b>	<b>5/6</b>	<b>2/3</b>	<b>0/1</b>

Brien: (21G) (28G,23G) (53G) (29N,37G,36G,38G) (43G) (1) (49G,43G) (36N,41G) (20G) (43G,41G) (28G,46G) (41G,26G,25G) (43G,41G) (21G,30N) (1) (47G,33G,27G,53N)  
Opponents: (22G) (1) (36G,37G,23G) (1) (1) (41G,27G) (1) (20G,30G) (24G,42G) (42N,34N) (20G) (1) (34G) (1) (1) (28G,29G,50N,26G) (31G)

**Usual Starters: Offense:** WR Justin McCareins, LT Jason Fabini, LG Pete Kendall, C Kevin Mawae, RB Brandon Moore, RT Kareem McKenzie, TE Anthony Becht, WR Santana Moss, QB Chad Pennington, FB Jerald Sowell, RB Curtis Martin.

**Defense:** LE Shaun Ellis, LT Dewayne Robertson, NT Jason Ferguson, RE John Abraham, SLB Victor Hobson, MLB Jonathan Vilma, WLB Eric Barton, LCB Donnie Abraham, RCB David Barrett, S Reggie Tongue, S Erik Coleman.

**Coaching Staff:** Sal Aloisi, Asst. Strength and Conditioning; Tim Berbenich, Offensive Assistant; Corwin Brown, Def. Backs; Bob Casullo, Tight Ends; Dick Curi, Sr. Offensive Assistant/Special Projects; Paul Hackett, Offensive Coordinator; Pep Hamilton, Offensive Asst./Quality Control; Bishop Harris, Running Backs; Donnie Henderson, Defensive Coordinator; Jim Hostler, Wide Receivers; John Lott, Strength and Conditioning; Denny Marcin, Defensive Line; Doug Marrone, Offensive Line; Chris Matura, Defensive Assistant; Bob Sutton, Linebackers; Nate Wainwright, Assistant Coach; Mike Werthoff, Asst. Head Coach/Special Teams.

## RUSHING

Player	No.	Yds.	Avg.	Lg	TD
Martin	371	1,697	4.6	25†	12
Jordan	93	479	5.2	33	2
Pennington	34	126	3.7	16	1
Sowell	2	28	14.0	19	0
Askwew	6	23	3.8	14	0
Q. Carter	12	20	1.7	9	0
Moss	6	18	3.0	12	0
Bollinger	1	2	2.0	2	0
McCarein	2	5	2.5	2	0
<b>Jets</b>	<b>527</b>	<b>2,388</b>	<b>4.5</b>	<b>33</b>	<b>15</b>
<b>Opponents</b>	<b>432</b>	<b>1,566</b>	<b>3.6</b>	<b>53</b>	<b>8</b>

## RECEIVING

Player	No.	Yds.	Avg.	Lg	TD
McCareins	56	770	13.8	43	4
Moss	45	838	18.6	69†	5
Sowell	45	342	7.6	34	1
Martin	41	245	6.0	22	2
Chreibet	31	397	12.8	35†	1
Baker	18	182	10.1	23	4
Jordan	15	112	7.5	25	0
Becht	13	100	7.7	19	1
J. Carter	19	173	17.3	46†	1
Cotchery	6	60	10.0	18	0
Askwew	2	12	6.0	11	0
<b>Jets</b>	<b>282</b>	<b>3,231</b>	<b>11.5</b>	<b>69†</b>	<b>19</b>
<b>Opponents</b>	<b>289</b>	<b>3,532</b>	<b>12.2</b>	<b>65</b>	<b>21</b>

## INTERCEPTIONS

Player	No.	Yds.	Avg.	Lg	TD
Coleman	4	43	10.8	37	0
Vilma	3	58	19.3	38†	1
Buckley	3	30	10.0	18	0
D. Abraham	2	66	33.0	66†	1
Barrett	2	14	7.0	14	0
McGraw	2	0	0.0	0	0
Tongue	1	23	23.0	23	0
Barton	1	7	7.0	7	0
Hobson	1	2	2.0	2	0
<b>Jets</b>	<b>19</b>	<b>243</b>	<b>12.8</b>	<b>66†</b>	<b>2</b>
<b>Opponents</b>	<b>11</b>	<b>332</b>	<b>30.2</b>	<b>78</b>	<b>0</b>

## SCORING

Player	TD	Pa	Ru	Rt	PAT	FG	S	2-Pt	TP
Brien	0	0	0	0	33/34	24/29	0	0	105
Martin	14	12	2	0	-	-	0	0	84
Moss	5	0	5	0	-	-	0	0	30
Baker	4	0	4	0	-	-	0	0	24
McCareins	4	0	4	0	-	-	0	0	24
D. Abraham	2	0	0	2	-	-	0	0	12
Chreibet	2	2	0	0	-	-	0	0	12
Becht	1	0	1	0	-	-	0	0	6
J. Carter	1	0	1	0	-	-	0	0	6
Chreibet	1	0	1	0	-	-	0	0	6
Cotchery	1	0	0	1	-	-	0	0	6
Pennington	1	1	0	0	-	-	0	0	6
Sowell	1	0	1	0	-	-	0	0	6
Vilma	1	0	0	1	-	-	0	0	6

Two Point Conversions: Jets 0-4, Opponents 1-1

<b>Jets</b>	<b>38</b>	<b>15</b>	<b>19</b>	<b>4</b>	<b>33/34</b>	<b>24/29</b>	<b>0</b>	<b>0</b>	<b>333</b>
<b>Opponents</b>	<b>30</b>	<b>8</b>	<b>21</b>	<b>1</b>	<b>29/29</b>	<b>16/19</b>	<b>1</b>	<b>1</b>	<b>261</b>

## TEAM STATISTICS

	Jets	Opp.
Total First Downs	313	282
By Rushing	135	87
By Passing	163	169
By Penalty	15	26
Third Down: Mo/Att.	91/214	79/208
Third Down: Eff.	42.5	38
Fourth Down: Made/Att	4/8	5/13
Fourth Down: Pct.	50	38.5
Total Net Yards	5,438	4,878
Avg. per Game	339	304.9
Total Offensive Plays	996	966
Avg. per Play	5.5	5
Net Yards Rushing	2,388	1,566
Total Rushing Plays	527	432
Avg. per Rush	4.5	3.6
Avg. per Game	149.3	97.9
Net Yards Passing	3,050	3,312
Avg. per Game	191	207
Sacked/Yards Lost	31/81	37/220
Gross Yards Passing	3,321	3,532
Att./Completions	438/282	497/289
Completion Pct.	64.4	58.1
Had Intercepted	11	19
Time of Possession	31:51	28:09
Punts/Avg.	80/38.2	89/40.1
Punt Return/Avg.	7.6	6.5
Net Punting/Avg.	80.33.5	86/34.8
Penalties/Yards	91/693	86/720
Fumbles/Lost	19/5	29/14
Touchdowns	38	30
Rushing	15	8
Passing	19	21
Returns	4	1

HISTORY



# NEW YORK JETS - 2005 SEASON (4-12)

Head Coach: Herm Edwards - Fourth in AFC East - Home Stadium: The Meadowlands

Date	W-L	Score	Opponents	Attendance
9/11	L	7-27	at Kansas City	78,014
9/18	W	17-7	Miami	77,918
9/25	L	20-26	Jacksonville (OT)	71,422
10/2	L	3-13	at Baltimore	70,479
10/9	W	14-12	Tampa Bay	77,852
10/16	L	17-27	at Buffalo	72,045
10/24	L	14-27	at Atlanta	70,995
11/6	L	26-31	San Diego	77,662
11/13	L	3-30	at Carolina	73,529
11/20	L	0-27	at Denver	76,255
11/27	L	19-21	New Orleans	77,152
12/4	L	3-16	at New England	68,756
12/11	W	26-10	Oakland	77,561
12/18	L	20-24	at Miami	72,650
12/26	L	21-31	New England	77,569
1/1	W	30-26	Buffalo	76,822

## RUSHING

Player	No.	Yds.	Avg.	Lg	TD
Martin	220	735	3.3	49	5
Houston	81	302	3.7	17	2
Bollinger	35	135	3.9	15	0
Askew	13	59	4.5	14	0
Blaylock	17	53	3.1	11	0
Pennington	6	27	4.5	14	0
McCareins	1	8	8.0	8	0
Testaverde	7	4	6.0	2	2
Cotchery	1	4	4.0	4	0
Sowell	1	1	1.0	1	0
Fiedler	1	0	0.0	0	0
Graham	1	0	0.0	0	0
<b>Jets</b>	<b>384</b>	<b>1,328</b>	<b>3.5</b>	<b>49</b>	<b>10</b>
<b>Opponents</b>	<b>554</b>	<b>2,185</b>	<b>3.9</b>	<b>65</b>	<b>19</b>

## RECEIVING

Player	No.	Yds.	Avg.	Lg	TD
Coles	73	845	11.6	43	5
McCareins	43	713	16.6	45	2
Jolley	29	324	11.2	60t	1
Sowell	28	155	5.5	28	2
Martin	24	118	4.9	14	0
Cotchery	19	251	13.2	45	0
Baker	18	269	14.9	47	1
Chreibet	15	153	10.2	20	0
Houston	8	66	8.3	16	0
Dreesen	5	41	8.2	17	0
Blaylock	3	17	5.7	10	0
Ridgeway	2	26	13.0	17	0
Askew	1	11	11.0	11	0
<b>Jets</b>	<b>268</b>	<b>2,989</b>	<b>11.2</b>	<b>60t</b>	<b>11</b>
<b>Opponents</b>	<b>284</b>	<b>2,948</b>	<b>10.4</b>	<b>50t</b>	<b>17</b>

## INTERCEPTIONS

Player	No.	Yds.	Avg.	Lg	TD
Law	10	195	19.5	74t	1
Barrett	5	28	5.6	13	0
Brown	2	51	25.5	33t	1
Coleman	2	4	2.0	4	0
Vilma	1	1	1.0	1	0
Rhodes	1	0	0.0	0	0
<b>Jets</b>	<b>21</b>	<b>279</b>	<b>13.3</b>	<b>74t</b>	<b>2</b>
<b>Opponents</b>	<b>15</b>	<b>147</b>	<b>9.8</b>	<b>53</b>	<b>1</b>

## PASSING

Player	Att.	Cmp.	Yards	Cmp. %	Yds/Att.	TD
Bollinger	266	150	1,558	56.4	5.90	7
Testaverde	106	60	777	56.6	7.30	1
Pennington	83	49	530	59.0	6.4	2
Fiedler	13	8	107	61.5	8.2	1
Kingsbury	2	1	17	50.0	8.5	0
<b>Jets</b>	<b>470</b>	<b>268</b>	<b>2,989</b>	<b>57.0</b>	<b>6.40</b>	<b>11</b>
<b>Opponents</b>	<b>463</b>	<b>284</b>	<b>2,948</b>	<b>61.3</b>	<b>6.40</b>	<b>17</b>

## 2005 AFC EAST STANDINGS

New England	10	6	0	625
Miami	9	7	0	562
Buffalo	5	11	0	312
<b>Jets</b>	<b>4</b>	<b>12</b>	<b>0</b>	<b>250</b>

## SCORE BY QUARTER

Jets	23	83	50	84	0	240
Opponents	85	109	58	97	6	355

## KICK RETURNS

Player	No.	Yds.	Avg.	Lg	TD
Miller	60	1,577	26.3	95t	1
Cotchery	4	105	26.3	30	0
Houston	2	18	9.0	18	0
Baker	2	11	5.5	11	0
Blaylock	1	17	17.0	17	0
Lawton	1	0	0.0	0	0
Barrett	1	0	0.0	0	0
McCareins	0	0	0.0	0	0
<b>Jets</b>	<b>71</b>	<b>1,728</b>	<b>24.3</b>	<b>95t</b>	<b>1</b>
<b>Opponents</b>	<b>60</b>	<b>1,250</b>	<b>20.8</b>	<b>50</b>	<b>0</b>

## PUNTING

Player	No.	Yds.	Avg.	Net	Tb	In	Lg	Bk
Graham	74	3,233	43.7	37.9	6	18	59	0
Nugent	1	18	18.0	18	0	1	18	0
<b>Jets</b>	<b>75</b>	<b>3,251</b>	<b>43.3</b>	<b>37.7</b>	<b>6</b>	<b>19</b>	<b>59</b>	<b>0</b>
<b>Opponents</b>	<b>62</b>	<b>2,787</b>	<b>45.0</b>	<b>39.5</b>	<b>6</b>	<b>17</b>	<b>60</b>	<b>0</b>

## PUNT RETURNS

Player	No.	FC	Yds.	Avg.	Lg	TD
Cotchery	23	7	182	7.9	18	0
Miller	6	1	9	1.5	12	0
McCareins	5	4	28	5.6	12	0
<b>Jets</b>	<b>34</b>	<b>12</b>	<b>219</b>	<b>6.4</b>	<b>18</b>	<b>0</b>
<b>Opponents</b>	<b>36</b>	<b>15</b>	<b>305</b>	<b>8.5</b>	<b>23</b>	<b>0</b>

## FIELD GOALS

Player	1-19	20-29	30-39	40-49	50+
Nugent	0/0	8/9	7/7	7/10	0/2
<b>Jets</b>	<b>0/0</b>	<b>8/9</b>	<b>7/7</b>	<b>7/10</b>	<b>0/2</b>
<b>Opponents</b>	<b>1/1</b>	<b>10/12</b>	<b>9/10</b>	<b>8/9</b>	<b>2/3</b>

Nugent: (28B)(41G)(35G)(25G)(21G)(40N)(44G)(V)(SIN)(35G)(22G)(22G)(V)(29G)(45G)(38G)(33G)(20G)(35G)(21G)(42G)(42G)(X)(49)(34N)(25G)(34G)

Opponents: (41G)(38G)(32N)(21N)(32G)(40G)(42G)(25G)(35G)(36G)(43G)(30G)(50G)(38G)(22G)(41G)(18G)(23G)(42G)(28G)(26G)(47G)(X)(45N)(21G)(34G)(22G)(42G)(29N)(53N)(32G)(26G)

**Using Starters:** OFF: WR Justin McCareins, LT Adrian Jones, LB Jonathan Goodwin, C Pete Kendall, RG Brandon Moore, RT Scott Gragg, TE Chris Baker, WR Laveranues Coles, QB Brooks Bollinger, FB Jerald Sowell, RB Curtis Martin.  
**Defense:** LE Shaun Ellis, LT Dewayne Robertson, NT James Reed, RE John Abraham, SLB Victor Hobson, MLB Jonathan Vilma, WLB Mark Brown, LCB Ty Law, RCB David Barrett/Justin Miller, S Kerry Rhodes, S Erik Coleman.

**Coaching Staff:** Mike Westhoff, Asst. Head Coach/Special Teams Coordinator; Mike Heimerdinger, Offensive Coordinator; Donnie Henderson, Defensive Coordinator; Sal Aloisi, Asst. Director of Physical Development; Jeremy Bates, Quarterbacks; Tim Berbenich, Offensive Assistant/Quality Control; Corwin Brown, Defensive Backs; Dick Curl, Asst. to the Head Coach, Running Backs; Sam Gash, Asst. Running Backs/Special Teams; Peg Hamilton, Wide Receivers; Denny Marcin, Defensive Line; Doug Marrone, Offensive Line; Jay Mandolesi, Defensive Asst.; Markus Paul, Director of Physical Development; Bob Sutton, Linebackers; Dave Scott, Offensive Asst.; Nate Wainwright, Executive Administrator to the Head Coach/Coaching Asst.; John Zernholt, Tight Ends.

**Pro Bowl:** CB Ty Law, LB Jonathan Vilma.

## SCORING

Player	TD	Ru	Pt	Rt	PAT	FG	S	2-Pt	TP
Nugent	0	0	0	0	24/24	22/28	0	0	90
Martin	5	5	0	0	-	-	0	0	30
Coles	5	0	5	0	-	-	0	0	30
Sowell	3	1	2	0	-	-	0	0	18
Testaverde	2	2	0	0	-	-	0	0	12
Houston	2	2	0	0	-	-	0	0	12
McCareins	2	0	2	0	-	-	0	0	12
Miller	1	0	0	1	-	-	0	0	6
Brown	1	0	0	1	-	-	0	0	6
Jolley	1	0	1	0	-	-	0	0	6
Baker	1	0	1	0	-	-	0	0	6
Reed	1	0	0	1	-	-	0	0	6
Law	1	0	0	1	-	-	0	0	6

Two Point Conversions: Jets 0-1, Opponents 0-0

<b>Jets</b>	<b>25</b>	<b>10</b>	<b>11</b>	<b>4</b>	<b>24/24</b>	<b>22/28</b>	<b>0</b>	<b>0</b>	<b>240</b>
<b>Opponents</b>	<b>38</b>	<b>19</b>	<b>17</b>	<b>2</b>	<b>37/37</b>	<b>30/35</b>	<b>0</b>	<b>0</b>	<b>355</b>

## TEAM STATISTICS

	Jets	Opp.
Total First Downs	251	321
By Rushing	74	136
By Passing	146	151
By Penalty	31	34
Third Down: Md/Att.	72/204	88/212
Third Down: Eff.	35.3	41.5
Fourth Down: Made/Att	8/19	14/17
Fourth Down: Pct.	42.1	82.4
Total Net Yards	3,970	4,940
Avg. per Game	248.1	308.8
Total Offensive Plays	907	1,047
Avg. per Play	4.4	4.7
Net Yards Rushing	1,328	2,185
Total Rushing Plays	384	554
Avg. per Rush	3.5	3.9
Avg. per Game	83.0	136.6
Net Yards Passing	2,642	2,755
Avg. per Game	165.1	172.2
Sacked/Yards Lost	53/347	30/193
Gross Yards Passing	2,989	2,948
Att./Completions	470/268	463/284
Completion Pct.	57.0	61.3
Had Intercepted	15	21
Time of Possession	26:37	25
Punts/Avg.	75/43.3	62/45.0
Punt Return/Avg.	34/6.4	36/8.5
Net Punting Avg.	37.7	39.5
Penalties/Yards	98/801	115/991
Fumbles/Lost	36/19	24/7
Touchdowns	25	38
Rushing	10	19
Passing	11	17
Returns	4	2



# NEW YORK JETS - 2006 SEASON (10-6)

Head Coach: Eric Mangini - Second in AFC East - Home Stadium: The Meadowlands

Date	W-L Score	Opponents	Attendance
9/10	W 23-16	at Tennessee	69,143
9/17	L 17-24	New England	77,595
9/24	W 28-20	at Buffalo	72,067
10/1	L 28-31	Indianapolis	77,190
10/8	L 0-41	at Jacksonville	66,604
10/15	W 20-17	Miami	77,439
10/22	W 31-24	Detroit	76,953
10/29	L 13-20	at Cleveland	72,507
11/2	W 17-14	at New England	68,756
11/9	L 0-10	Chicago	77,632
11/26	W 26-11	Houston	76,596
12/3	W 38-10	at Green Bay	70,527
12/10	L 13-31	Buffalo	77,131
12/17	W 26-13	at Minnesota	63,677
12/25	W 13-10	at Miami	73,500
12/31	W 23-3	Oakland	78,039
POSTSEASON			
1/7	L 16-37	at New England	68,756

PASSING									
Player	Att.	Cmp.	Yards	Cmp. %	Yds/Att.	TD	TD %	Int	Int %
Pennington	485	313	3,352	64.5	6.90	17	3.50	16	3.3
Ramsey	1	0	0	0.0	0.00	0	0.00	0	0.0
Graham	1	0	0	0.0	0.0	0	0.0	0	0.0
Clemens	1	0	0	0.0	0.0	0	0.0	0	0.0
<b>Jets</b>	<b>488</b>	<b>313</b>	<b>3,352</b>	<b>64.1</b>	<b>3.50</b>	<b>17</b>	<b>3.50</b>	<b>16</b>	<b>3.3</b>
<b>Opponents</b>	<b>532</b>	<b>316</b>	<b>3,452</b>	<b>59.4</b>	<b>3.60</b>	<b>19</b>	<b>3.60</b>	<b>16</b>	<b>3.0</b>

2006 AFC EAST STANDINGS				
New England	12	4	0	750
<b>Jets</b>	<b>10</b>	<b>6</b>	<b>0</b>	<b>625</b>
Buffalo	7	9	0	438
Miami	6	10	0	375

SCORE BY QUARTER				
Jets	54	107	67	88
Opponents	52	74	53	116

SCORING												
Player	TD	Ru	Pa	Rt	PAT	FG	S	2-Pt	TP			
Nugent	0	0	0	0	34/35	24/27	0	0	106			
Cotchery	6	0	6	0	-	-	0	0	36			
Barlow	6	6	0	0	-	-	0	0	36			
Coles	6	0	6	0	-	-	0	0	36			
Houston	5	5	0	0	-	-	0	0	30			
Washington	4	4	0	0	-	-	0	0	24			
Baker	4	0	4	0	-	-	0	0	24			
Miller	2	0	0	2	-	-	0	0	12			
McCareins	1	0	1	0	-	-	0	0	6			
Hobson	1	0	0	1	-	-	0	0	6			
Two Point Conversions: Jets: 0-0, Opponents 4-5												
<b>Jets</b>	<b>35</b>	<b>15</b>	<b>17</b>	<b>3</b>	<b>34/35</b>	<b>24/27</b>	<b>0</b>	<b>0</b>	<b>316</b>			
<b>Opponents</b>	<b>34</b>	<b>14</b>	<b>19</b>	<b>1</b>	<b>29/29</b>	<b>18/24</b>	<b>0</b>	<b>4</b>	<b>295</b>			

RUSHING					
Player	No.	Yds.	Avg.	Lg	TD
Washington	151	650	4.3	23	4
Houston	113	374	3.3	31	5
Barlow	131	370	2.8	12	6
Pennington	35	109	3.1	15	0
B. Smith	18	103	5.7	32	0
Blaylock	25	44	1.8	6	0
Dwight	2	28	14.0	28	0
Cotchery	5	25	5.0	10	0
Coles	2	14	7.0	15	0
Askwel	6	11	1.8	5	0
Clemens	1	10	5.0	8	0
Graham	2	0	0.0	0	0
<b>Jets</b>	<b>491</b>	<b>1738</b>	<b>3.5</b>	<b>32</b>	<b>15</b>
<b>Opponents</b>	<b>453</b>	<b>2,084</b>	<b>4.6</b>	<b>57</b>	<b>14</b>

KICK RETURNS					
Player	No.	Yds.	Avg.	Lg	TD
Miller	46	1,304	28.3	103	2
Washington	6	79	13.2	23	0
Chatham	2	26	13.0	20	0
Baker	2	15	7.5	11	0
Hodgins	1	17	17.0	17	0
B. Smith	1	4	4.0	4	0
Coles	1	0	0.0	0	0
Rhodes	1	0	0.0	0	0
<b>Jets</b>	<b>60</b>	<b>1,445</b>	<b>24.1</b>	<b>103</b>	<b>2</b>
<b>Opponents</b>	<b>69</b>	<b>1,462</b>	<b>21.2</b>	<b>39</b>	<b>0</b>

PUNTING											
Player	No.	Yds.	Avg.	Net	Td	In	Lg	In	Lg	Bk	
Graham	72	3,182	44.2	37.8	11	26	69	1			
Pennington	1	29	29.0	29.0	1	1	29	0			
<b>Jets</b>	<b>73</b>	<b>3,211</b>	<b>43.3</b>	<b>37.6</b>	<b>11</b>	<b>27</b>	<b>69</b>	<b>1</b>			
<b>Opponents</b>	<b>74</b>	<b>3,266</b>	<b>44.1</b>	<b>36.8</b>	<b>15</b>	<b>18</b>	<b>68</b>	<b>0</b>			

PUNT RETURNS											
Player	No.	FC	Yds.	Avg.	Lg	TD					
Dwight	14	9	146	10.4	18	0					
Washington	13	6	97	7.5	38	0					
Poteat	1	0	0	0.0	0	0					
Kassell	1	0	0	0.0	0	0					
Cotchery	0	2	0	0	0	0					
<b>Jets</b>	<b>29</b>	<b>17</b>	<b>243</b>	<b>8.4</b>	<b>38</b>	<b>0</b>					
<b>Opponents</b>	<b>28</b>	<b>15</b>	<b>205</b>	<b>7.3</b>	<b>18</b>	<b>0</b>					

FIELD GOALS					
Player	1-9	20-29	30-39	40-49	50+
Nugent	1/1	7/7	10/12	4/4	2/3
<b>Jets</b>	<b>1/1</b>	<b>7/7</b>	<b>10/12</b>	<b>4/4</b>	<b>2/3</b>
<b>Opponents</b>	<b>0/0</b>	<b>9/11</b>	<b>5/5</b>	<b>4/6</b>	<b>0/2</b>
Nugent: (18G:34N:30N) (42G) ( ) ( ) ( ) (33G:33G) (33G)					
(27G:52N:47G) (34G) ( ) (23G:34G:54G:40G) (24G) (30G:38G)					
(25G:52G:45G:20G) (22G:30G) (35G:22G:35G)					
Opponents: ( ) (20G:29N) (36G:28G) (20G) (43G:40G) (21G:51N)					
(25G) (47G:26N:21G) (31G:21G) (20G) (47G:59N) (40N:34G) (34G)					
(49N) (25G) (35G)					

RECEIVING					
Player	No.	Yds.	Avg.	Lg	TD
Coles	91	1,098	12.1	58	6
Cotchery	82	961	11.7	71	6
Baker	31	300	9.7	28	4
Washington	25	270	10.8	64	0
McCareins	23	247	10.7	50	1
Dwight	16	112	7.0	15	0
B. Smith	9	61	6.8	19	0
Askwel	9	50	5.6	12	0
Houston	7	43	6.1	11	0
Barlow	7	21	3.0	8	0
Ryan	6	44	7.3	10	0
Blaylock	5	29	5.8	9	0
Hodgins	2	9	4.5	6	0
Pennington	0	7	0	7	0
<b>Jets</b>	<b>313</b>	<b>3,352</b>	<b>10.7</b>	<b>71</b>	<b>17</b>
<b>Opponents</b>	<b>316</b>	<b>3,452</b>	<b>10.9</b>	<b>71</b>	<b>19</b>

INTERCEPTIONS					
Player	No.	Yds.	Avg.	Lg	TD
Rhodes	4	46	11.5	25	0
Dyson	4	-3	-0.8	0	0
Barrett	3	0	0.0	0	0
E. Smith	2	1	0.5	1	0
Hobson	1	9	9.0	9	0
E. Coleman	1	3	3.0	3	0
Wilma	1	0	0.0	0	0
<b>Jets</b>	<b>16</b>	<b>56</b>	<b>3.5</b>	<b>25</b>	<b>0</b>
<b>Opponents</b>	<b>16</b>	<b>148</b>	<b>9.3</b>	<b>58</b>	<b>1</b>

**Usual Starters:** Offense: WR Laveranues Coles, LT D'Brickashaw Ferguson, LG Pete Kendall, C Nick Mangold, RB Brandon Moore, RT Anthony Clement, TE Chris Baker, WR Jericho Cotchery, QB Chad Pennington, RB Leon Washington, FB BJ Askew.

**Defense:** LE Shaun Ellis, DT Dewayne Robertson, DT Kimmo von Oelhoffen, RE Bryan Thomas, OLB Eric Barton, MLB Jonathan Vilma, OLB Victor Hobson, LCB Andre Dyson, RCB Hank Poteat, S Erik Coleman, S Kerry Rhodes.

**Coaching Staff:** Richie Anderson, Assistant Wide Receivers/Tight Ends; Brett Bech, Assistant Strength & Conditioning; Corwin Brown, Defensive Backs; Bryan Cox, Assistant Defensive Line; Michael Devlin, Assistant Offensive Line/Tight Ends; Andy Dickerson, Quality Control/Defense; Sam Gash, Assistant Running Backs; Jim Herrmann, Linebackers; Rick Lyle, Assistant Strength & Conditioning; Denny Marcin, Defensive Line; Noel Mazzone, Wide Receivers; Jason Michael, Quality Control/Offense; Markus Paul, Head Strength & Conditioning; Jimmy Raye, Running Backs; Brian Schottenheimer, Offensive Coordinator; Bob Sutton, Defensive Coordinator; Mike Westhoff, Special Teams Coordinator; Tony Wise, Offensive Line.

**Pro Bowl:** CB Justin Miller.

HISTORY

# 1968 AFL CHAMPIONSHIP GAME

## JETS 27, RAIDERS 23

DECEMBER 29, 1968

Oakland Raiders	0	10	3	10	-	23
New York Jets	10	3	7	7	-	27



at



The Jets advanced to Super Bowl III with this thrilling, see-saw 27-23 victory over Oakland before a record crowd of 62,627 in chilly and windy Shea Stadium. A bizarre play, Darlye Lamonica's lateral pass to Charlie Smith that rolled free and was recovered by the Jets' Ralph Baker inside the final two minutes, sealed the victory. The Jets opened the scoring when Joe Namath, with three touchdown passes on the day, threw his first, a 14-yarder to Don Maynard. After a Jim Turner field goal extended the lead, Lamonica hit Fred Biletnikoff on a 29-yard scoring strike to pull the Raiders to 10-7. With the score 13-13, Namath struck again, this time 20 yards to tight end Pete Lammons. After a George Blanda field goal, George Atkinson returned a Namath interception to the Jets' five yard line, where Pete Banaszak's TD run gave the Raiders their first lead, 23-20, midway through the fourth quarter.



Pete Lammons

Namath brought the Jets back quickly and efficiently, and his six yard scoring pass to Maynard gave the Jets the lead to stay and a date with destiny and the Baltimore Colts in Miami. The victory also gave head coach Weeb Ewbank the distinction of becoming the first coach to win titles in both the NFL and AFL.

### STARTING LINEUPS

#### Jets Offense

E	Sauer
LT	Hill
LG	Talamini
C	Schmitt
RG	Herman
RT	Walton
TE	Lammons
FL	Maynard
QB	Namath
RB	Boozier
RB	Snell

#### Jets Defense

LE	Philbin
DT	Rochester
DT	Elliott
RE	Biggs
OLB	Baker
MLB	Atkinson
OLB	Grantham
LH	Samole
RH	Beverly
S	Hudson
S	Baird

#### Raiders Defense

LE	Lassiter
LDT	Birdwell
RDT	Oats
RDE	Davidson
LLB	Oliver
MLB	Connors
RLB	G. Otto
LH	Atkinson
RH	Brown
S	Bird
S	Grayson

#### Raiders Offense

E	Wells
LT	Svibus
LG	Upshaw
C	J. Otto
RG	Harvey
RT	Schun
TE	Cannon
FL	Biletnikoff
QB	Lamonica
RB	Smith
RB	Dixon

### TEAM STATISTICS

	Jets	Raiders
First Downs	25	18
Rushes-Yards	34-144	19-44
Passing Yards	256	383
Total Yards	266	391
Pass Att-Comp-INT	49-19-0	47-20-1
Sacked-Yards Lost	2-10	2-8
Fumbles-Lost	1-0	2-2
Penalties-Yds. Lost	4-26	2-23

### SCORING

Team	Play	Score
Jets	Maynard 14 yd. pass from Namath (J. Turner kick)	0-7
Jets	J. Turner 33 yd. FG	0-10
Raiders	Biletnikoff 29 yd. pass from Lamonica (Blanda kick)	7-10
Jets	J. Turner 36 yd. FG	7-13
Raiders	Blanda 26 yd. FG	10-13
Raiders	Blanda 9 yd. FG	13-13
Jets	Lammons 20 yd. pass from Namath (J. Turner kick)	13-20
Raiders	Blanda 20 yd. FG	16-20
Raiders	Banaszak 5 yd. run (Blanda kick)	23-20
Jets	Maynard 6 yd. pass from Namath (J. Turner kick)	23-27

### PASSING

Jets	Att	Cmp	Yds	TD-1	Raiders	Att	Cmp	Yds	TD-1
Namath	49	19	266	3-1	Lamonica	47	20	401	1-0
Totals	49	19	266	3-1	Totals	47	20	401	1-0

### RUSHING

Jets	Att	Yds	TD	Raiders	Att	Yds	TD
Snell	19	71	0	Dixon	8	42	0
Boozier	11	51	0	Smith	5	1	0
Mathis	3	8	0	Banaszak	3	6	1
Namath	1	14	0	Lamonica	3	-5	0
Totals	34	144	0	Totals	19	44	1

### RECEIVING

Jets	Rec	Yds	TD	Raiders	Rec	Yds	TD
Sauer	7	70	0	Biletnikoff	7	190	1
Maynard	6	118	2	Dixon	5	48	0
Lammons	4	52	1	Cannon	4	69	0
Snell	1	15	0	Wells	3	83	0
Boozier	1	11	0	Banasza	1	11	0
Totals	19	266	3	Totals	20	401	1

### DEFENSIVE STATISTICS

Jets: INT: None; Sacks: N/A.

Raiders: INT: Atkinson 1-33; Sacks: N/A.

Shea Stadium



# SUPER BOWL III



## JETS 16, COLTS 7

JANUARY 12, 1969 - ORANGE BOWL - MIAMI, FL - ATT. 75,389

New York Jets	0	7	6	3	-	16
Baltimore Colts	0	0	0	7	-	7

Defying the oddsmakers and the strength of NFL tradition, the New York Jets became the first American Football League team to win a Super Bowl by rumbling over the NFL's Baltimore Colts to record a 16-7 triumph, becoming World Champions in only the franchise's 10th season in existence.

Many point to this game as the trigger that led to the merger between the NFL and AFL after the 1969 season.

As was the case for most of the 1968 season, Super Bowl MVP Joe Namath led the Jets to Super Bowl glory. The All-Pro QB who "guaranteed" victory on the Thursday before the game directed the Jets' attack flawlessly, driving the team to a second-quarter TD by Matt Snell (four yards) and three second-half FG by Jim Turner. Snell had an outstanding game, gaining 121 yards on 30 carries. The Jets' defense deserved as much credit as the offense, intercepting the Colts four times, including three on Earl Morrall in the first half. In all, Randy Beverly picked off two, Jim Hudson and Johnny Sample, one each as the defensive unit harassed Colts' quarterbacks Morrall and the legendary Johnny Unitas, allowing them to complete only 17 of 41 passes. It was Unitas and his sore elbow that came off the bench to lead the Colts to their only touchdown late in the fourth quarter and avoid a Super Bowl shutout.

The victory was the third championship in as many tries for Weeb Ewbank and made him the only man ever to coach World Champions in both the AFL and NFL.

### STARTING LINEUPS

#### Jets Offense

E Sauer  
LT Hill  
LG Talamini  
C Schmitt  
RG Rasmussen  
RT Herman  
TE Lammons  
QB Namath  
FL Maynard  
RB Boozer  
RB Snell

#### Jets Defense

LE Philbin  
LT Rochester  
RT Elliott  
RE Biggs  
LLB Baker  
MLB Atkinson  
RLB Grantham  
LCB Sample  
RCB Beverly  
LS Hudson  
RS Baird

#### Colts Defense

LE B. Smith  
LT B.R. Smith  
RT Miller  
RE Braase  
LLB Curtis  
MLB Gaubatz  
RLB Shinnick  
LCB Boyd  
RCB Lyles  
LS Logan  
RS Volk

#### Colts Offense

E Orr  
LT Vogel  
LG Ressler  
C Curry  
RG Sullivan  
RT Ball  
TE Mackey  
QB Morrall  
FL Richardson  
RB Matthe  
RB Hill

### TEAM STATISTICS

	Jets	Colts
First Downs	21	18
Rushes-Yards	43-142	23-143
Net Passing Yards	195	181
Passes Attempted	29	41
Passes Completed	17	17
Times Sacked-Yards Lost	2-11	0-0
Intercepted By	4	0
Fumbles-Lost	1-1	1-1
Penalties-Yds. Lost	5-28	3-23

### SCORING

Team	Play	Score
Jets	Snell 4 run (J. Turner kick)	7-0
Jets	J. Turner FG 32	10-0
Jets	J. Turner FG 30	13-0
Jets	J. Turner FG 9	16-0
Colts	Hill 1 run (Michaels kick)	16-7

### PASSING

Jets	Att	Cmp	Yds	TD	Colts	Att	Cmp	Yds	TD
Namath	28	17	206	0-0	Unitas	24	11	110	0-1
Parilli	1	0	0	0-0	Morrall	17	6	71	0-3
Totals	29	17	206	0-0	Totals	41	17	181	0-4

### RUSHING

Jets	Att	Yds	TD	Colts	Att	Yds	TD
Snell	30	121	1	Matte	11	116	0
Boozer	10	19	0	Hill	9	29	1
Mathis	3	2	0	Unitas	1	0	0
				Morrall	2	-2	0
Totals	43	142	1	Totals	23	143	1

### RECEIVING

Jets	Rec	Yds	TD	Colts	Rec	Yds	TD
Sauer	8	133	0	Richardson	6	58	0
Snell	4	40	0	Orr	3	42	0
Mathis	3	20	0	Mackey	3	35	0
Lammons	2	13	0	Matte	2	30	0
				Hill	2	1	0
				Mitchell	1	15	0
Totals	17	206	0	Totals	16	181	0

### DEFENSIVE STATISTICS

Jets: INT: R. Beverly 2-0, J. Hudson 1-9, J. Sample 1-0.

Colts: INT: None.

**Jets Substitutions:** Mathis, B. Turner, Richardson, D'Amato, Perkins, Cole, Szymanski, Dockery, Smolinski, Crane, Neidert, Walton, Parilli, McAdams, J. Turner

**Colts Substitutions:** J. Williams, Mitchell, Austin, Johnson, Rademacher, Richards, Hawkins, Porter, Michaels, Hilton, Lee, Brown, Pearson, Dukes, Johnson, Baird, Christy, S. Williams, Unitas

**Jets Did Not Play:** Gordon, Thompson

**Colts Did Not Play:** Ward

# 1969 AFL CHAMPIONSHIP GAME DECEMBER 20, 1969

## CHIEFS 13, JETS 6

Kansas City Chiefs	0	3	3	7	-	13
New York Jets	3	0	0	3	-	6



at



The game was a classic battle of defenses, played in remarkably cold and windy conditions before a sellout crowd of 62,977 fans. Through the first three quarters, the weather got the best of both teams as the score stood at 6-3 for the Chiefs. Jim Turner had put New York out in front, 3-0, with a 28-yard field goal the first time the Jets had the ball, but the Chiefs' Jan Stenerud retaliated with a 23-yarder on the next series. Not until the fourth quarter did the breaks occur. With first and goal on the one-yard line, three cracks, including a Joe Namath bootleg, failed to bring a touchdown. Turner then kicked a 7-yard field goal to tie it, 6-6. Two plays later, Kansas City was in the end zone. Len Dawson hit Otis Taylor on a 61-yard pass play to take the Chiefs to the Jets' 19. Dawson then fired the final 19 yards to Gloster Richardson for



Jim Turner

the only TD of the game. Namath threw 20 passes over the next two Jets' series, but a fourth down incompletion and a Jim Marsalis interception thwarted the Jets and put Kansas City on the road to the World Championship.

### STARTING LINEUPS

#### Jets Offense

WR	Sauer
LT	Hill
LG	Rasmussen
C	Schmitt
RG	Herman
RT	Finnie
TE	Lammons
WR	Turner
QB	Namath
RB	Boozer
RB	Snell

#### Chiefs Defense

LE	Mays
DT	Culp
DT	Buchanan
RDE	Brown
LLB	Bell
MLB	Lanier
CLB	Lynch
RB	Marsalis
CB	Thomas
S	Kearney
S	Robinson

#### Jets Defense

LE	Philbin
DT	Thompson
DT	Elliott
RE	Biggs
OLB	Gordon
MLB	Atkinson
OLB	Grantham
CB	Gordon
CB	Beverly
S	Richards
S	Baird

#### Chiefs Offense

WR	Pitts
LT	Tyrer
LG	Budde
C	Holub
RG	Moorman
RT	Hill
TE	Arbanas
WR	Taylor
QB	Dawson
RB	Garrett
RB	Holmes

### TEAM STATISTICS

	Jets	Chiefs
First Downs	19	14
Rushes-Yards	22-87	30-99
Passing Yards	177	148
Pass Att-Comp-INT	27-12-1	40-14-3
Sacked-Yards Lost	-	-
Fumbles-Lost	0-0	1-1
Penalties-Yds. Lost	5-63	3-15

### SCORING

Team	Play	Score
Jets	J. Turner 28 yd. FG	3-0
Chiefs	Stenerud 23 yd. FG	3-3
Chiefs	Stenerud 25 yd. FG	6-3
Jets	J. Turner 7 yd. FG	6-6
Chiefs	Richardson 19 yd. pass from Dawson (Stenerud kick)	13-6

### PASSING

Jets	Att	Cmp	Yds	TD-1	Chiefs	Att	Cmp	Yds	TD-1
Namath	40	14	169	0-3	Dawson	27	12	201	1-0
Totals	40	14	169	0-3	Totals	27	12	201	0-0

### RUSHING

Jets	Att	Yds	TD	Chiefs	Att	Yds	TD
Snell	12	61	0	Garrett	18	67	0
Boozer	3	14	0	Hayes	10	32	0
Mathis	6	11	0	McVea	1	0	0
Namath	1	1	0	Holmes	1	0	0
Totals	22	87	0	Totals	30	99	0

### RECEIVING

Jets	Rec	Yds	TD	Chiefs	Rec	Yds	TD
Sauer	5	66	0	Hayes	5	46	0
Lammon	3	37	0	Taylor	2	74	0
B.Turner	2	25	0	Arbanas	2	39	0
Maynard	1	18	0	Holmes	1	29	0
Boozer	1	10	0	Richardson	1	19	1
Mathis	1	4	0	Pitts	1	-1	0
Snell	1	9	0				
Totals	14	169	0	Totals	12	201	1

### DEFENSIVE STATISTICS

Jets: INT: None; Sacks: N/A.

Chiefs: INT: Thomas 1-10, Marsalis 2-42; Sacks: N/A.

Shea Stadium



# 1981 AFC WILD CARD PLAYOFF GAME DECEMBER 27, 1981

## BILLS 31, JETS 27

Buffalo Bills	17	7	0	7	-	31
New York Jets	0	10	3	14	-	27



at



In one of the most exciting playoff games ever played, the Buffalo Bills hung on to defeat the Jets, 31-27 as Bill Simpson made an interception on the two-yard line with time running out. The Bills scored on the opening kickoff when they recovered a Bruce Harper fumble and quickly built a 24-0 second quarter lead. The



Mickey Shuler

Jets rallied in the third quarter to make it 24-13. The game appeared over as Joe Cribbs busted a 45-yard TD to give Buffalo a 31-13 lead with 10:16 left. The Jets refused to die, however, and with Richard Todd at the controls, New York scored two quick TDs and were now down 31-27 with 3:44 to

go. A swarming defense forced the Bills to go three and out, and with 2:36 left and the goal line 80 yards away, Todd started the Jets on their march. They drove to the Bills' 11-yard line with 14 seconds on the clock, but Simpson made his game-saving interception and the Jets' season ended.

### STARTING LINEUPS

#### Jets Offense

WR	Walker
LT	Ward
LG	Rasmussen
C	Fields
RG	Alexander
RT	Powell
TE	Barkum
WR	Gaffney
QB	Todd
RB	McNeil
FB	Newton

#### Bills Defense

LE	Williams
NT	Smerlas
RE	White
LLB	Sanford
LILB	Haslett
RILB	Villapiano
RLB	Robertson
CB	Clark
CB	Romes
S	Freeman
S	Simpson

#### Jets Defense

LE	Gastineau
DT	Salaam
DT	Lyons
RE	Klecko
OLB	Buttle
MLB	Blinka
OLB	Mehl
CB	Dykes
CB	Holmes
S	Schroy
S	Ray

#### Bills Offense

WR	Butler
LT	Jones
LG	Lynch
C	Grant
RG	Borchardt
RT	Devlin
TE	Brammer
WR	Lewis
QB	Ferguson
RB	Cribbs
FB	Leaks

### TEAM STATISTICS

	Jets	Bills
First Downs	23	15
Rushes-Yards	22-71	23-91
Passing Yards	348	230
Total Yards	419	321
Pass Att-Comp-INT	51-28-4	34-17-4
Times Sacked-Yards Lost	5-29	2-38
Fumbles-Lost	3-1	1-0
Penalties-Yds. Lost	6-55	8-62

### SCORING

Team	Play	Score
Bills	Romes 26 yd. fumble return (Mayer kick)	7-0
Bills	Lewis 50 yd. pass from Ferguson (Mayer kick)	14-0
Bills	Mayer 29 yd. Field Goal	17-0
Bills	Lewis 26 yd. pass from Ferguson	24-0
Jets	Shuler 30 yd. pass from Todd (Leahy kick)	24-7
Jets	Leahy 26 yd. Field Goal	24-10
Jets	Leahy 19 yd. Field Goal	24-13
Bills	Cribbs 45 yd. run (Mayer kick)	31-13
Jets	Jones 30 yd. pass from Todd (Leahy kick)	31-20
Jets	Long 1 yd. run (Leahy kick)	31-27

### PASSING

Jets	Att	Cmp	Yds	TD-1	Bills	Att	Cmp	Yds	TD-1
Todd	51	28	377	2-4	Ferguson	34	17	268	2-4
Totals	51	28	377	2-4	Totals	34	17	268	2-4

### RUSHING

Jets	Att	Yds	TD	Bills	Att	Yds	TD
McNeil	12	32	0	Cribbs	15	83	1
Long	8	28	1	Leaks	6	12	0
Todd	2	11	0	Ferguson	2	-4	0
Totals	22	71	1	Totals	23	91	1

### RECEIVING

Jets	Rec	Yds	TD	Bills	Rec	Yds	TD
Dierking	7	52	0	Lewis	7	158	2
Shuler	6	116	1	Cribbs	4	64	0
Gaffney	4	64	0	Leaks	3	23	0
B. Jones	4	64	1	Brammer	2	17	0
Walker	3	24	0	Butler	1	6	0
Barkum	2	41	0				
Newton	1	12	0				
Harper	1	4	0				
Totals	28	377	2	Totals	17	268	2

### DEFENSIVE STATISTICS

**Jets: INT:** G. Buttle 2-40, Dykes 1-22, Holmes 1-0. **Sacks:** Gastineau 1-21, Klecko 1-17.

**Bills: INT:** Bess 1-49, Villapiano 1-18, Simpson 2-12. **Sacks:** F. Smerlas 2-18, R. Bess 1-9, S. White 1-1, M. Humiston 0.5-1, M. Kadish 0.5-1. **Sacks:** N/A.

Shea Stadium - Att. - 57,050

# 1982 AFC WILD CARD PLAYOFF GAME JANUARY 9, 1983

## JETS 44, BENGALS 17

New York Jets	3	17	3	21	-	44
Cincinnati Bengals	14	0	3	0	-	17



at



The Jets mixed solid, hard-hitting football with a measure of razzle-dazzle on offense and gimmicks on defense to beat the Bengals at Cincinnati in this Wild Card contest. The game was highlighted by Freeman McNeil's 202 yards rushing, the 3rd highest total in playoff history, a TD pass from McNeil and a 98-yard INT for a TD by Darrol Ray to secure the win. The Bengals jumped to leads of 14-3 and 14-10 and were threatening to score again when the Jets' defense made the play of the day as nickel back Johnny Lynn made an interception at the Jets' one-yard line. With McNeil leading the way behind an awesome performance by the offensive line, the Jets surged to a 17-14 lead which they never surrendered. On the day, McNeil rushed 22 times for 202 yards and one TD.



Jerome Barkum, Freeman McNeil, Wesley Walker

### STARTING LINEUPS

#### Jets Offense

WR	Walker
LT	Ward
LG	Waldemore
C	Fields
RG	Alexander
RT	Powell
TE	Barkum
WR	Jones
QB	Todd
RB	McNeil
FB	Augustyniak

#### Jets Defense

LE	Gastineau
DT	Salaam
DT	Lyons
RE	Neil
OLB	Buttle
MLB	Blinka
OLB	Mehl
CB	Jackson
CB	Holmes
S	Schroy
S	Ray

#### Bengals Defense

LE	Edwards
NT	Whitley
RE	Browner
LOLB	Harris
LILB	LeClair
RILB	Cameron
ROLB	Williams
CB	Breedon
CB	Riley
S	Kemp
S	Fuller

#### Bengals Offense

WR	Collinsworth
LT	Munoz
LG	Lapham
C	Bush
RG	Bujnoch
RT	Wilson
TE	Ross
WR	Curtis
QB	Anderson
RB	Alexander
FB	Johnson

### TEAM STATISTICS

	Jets	Bengals
First Downs	27	23
Rushes-Yards	34-234	21-64
Passing Yards	283	333
Pass Att-Comp-INT	29-21-1	36-26-3
Times Sacked-Yards Lost	4-21	0-0
Fumbles-Lost	2-1	2-1
Penalties-Yds. Lost	12-95	7-60
Time of Possession	28:44	31:16

### SCORING

Team	Play	Score
Bengals	Curtis 32 yd. pass from Anderson (Breech kick)	7-0
Jets	Leahy 32 yd. Field Goal	7-3
Bengals	Ross 2 yd. pass from Anderson (Breech kick)	14-3
Jets	Gaffney 14 yd. pass from McNeil (Leahy kick)	14-10
Jets	Walker 4 yd. pass from Todd (Leahy kick)	14-17
Jets	Leahy 24 yd. Field Goal	14-20
Jets	Leahy 47 yd. Field Goal	14-23
Bengals	Breech 20 yd. Field Goal	17-23
Jets	McNeil 20 yd. run (Leahy kick)	17-30
Jets	Ray 98 yd. interception return (Leahy kick)	17-37
Jets	Crutchfield 1 yd. run (Leahy kick)	17-44

### PASSING

Jets	Att	Cmp	Yds	TD-1	Bengals	Att	Cmp	Yds	TD-1
Todd	28	20	269	1-1	Anderson	35	26	354	3-3
McNeil	1	1	14	1-0	Schonert	1	0	0	0-0
Totals	29	21	283	2-1	Totals	36	26	354	3-3

### RUSHING

Jets	Att	Yds	TD	Bengals	Att	Yds	TD
McNeil	22	202	1	Johnson	9	26	0
Dierking	3	11	0	Griffin	3	17	0
Todd	3	3	0	Alexander	7	14	0
Newton	2	6	0	Anderson	2	5	0
Augustyniak	2	2	0				
Harper	1	9	0				
Crutchfield	1	1	1				
Totals	34	234	2	Totals	21	62	0

### RECEIVING

Jets	Rec	Yds	TD	Bengals	Rec	Yds	TD
Walker	8	145	1	Collinsworth	7	120	0
Gaffney	4	50	1	Ross	6	89	1
Harper	2	35	0	Curtis	3	63	1
Jones	2	22	0	Kreider	3	41	0
Dierking	2	9	0	A.Griffin	3	14	0
McNeil	1	9	0	Johnson	3	7	0
Barkum	1	9	0	Harris	1	20	0
Augustyniak	1	4	0				
Totals	21	283	2	Totals	26	354	2

### DEFENSIVE STATISTICS

**Jets:** INT: Lynn 2-40, Ray 1-98t. **Sacks:** Salaam 1-8, Lynn 1-7, Gastineau 1-4, Lyons 1-2. **Leading Tackler:** Mehl 9.

**Bengals:** INT: Riley 1-0. **Sacks:** None. **Leading Tackler:** Cameron 8.

Riverfront Stadium - Att. - 57,560

# 1982 AFC DIVISIONAL PLAYOFF GAME JANUARY 15, 1983

## JETS 17, RAIDERS 14

New York Jets	7	3	0	7	-	17
L.A. Raiders	0	0	14	0	-	14



at



The Jets sprung upset number two in this Divisional Championship clash, beating the Raiders to enter the AFC Championship game. Richard Todd's 45-yard pass to Wesley Walker set up the winning one-yard TD run by Scott Dierking, but it took a pair of Lance Mehl interceptions in the last 3 minutes to wrap it up for the Jets. New York jumped to a 10-0 lead on a 20-yard TD pass from Todd to Walker and a Pat Leahy FG, but the Raiders came storming back in the 2nd half to take a 14-10 lead. The Jets came back to take the lead at the 3:45 mark following the Todd to Walker bomb, but the

Raiders still had plenty of time. It looked as if the Jets had put the Raiders away when Mehl intercepted Jim Plunkett at the Los Angeles 27 with only 2:49 left, but the Raiders got one more chance when they recovered a Freeman McNeil fumble at their own 33 with 2:26 to go. Mehl then made his clinching interception and this time the Jets ran out the clock.



Lance Mehl

### STARTING LINEUPS

#### Jets Offense

WR	Walker
LT	Ward
LG	Waldemore
C	Fields
RG	Alexander
RT	Powell
TE	Barkum
WR	Jones
QB	Todd
RB	McNeil
FB	Augustyniak

#### Raiders Defense

LE	Long
NT	Kinlaw
RE	Alzado
LOLB	Hendricks
LILB	Millen
RILB	Nelson
ROLB	Martin
CB	Hayes
CB	Watts
S	Davis
S	Owens

#### Jets Defense

LE	Gastineau
DT	Salaam
DT	Lyons
RE	Neil
OLB	Buttle
MLB	Blinka
OLB	Mehl
CB	Jackson
CB	Holmes
S	Schroy
S	Ray

#### Raiders Offense

WR	Branch
LT	Davis
LG	Marsh
C	Dalby
RG	Marvin
TE	Lawrence
RT	Christensen
WR	Barnwell
QB	Plunkett
RB	Allen
RB	King

### TEAM STATISTICS

	Jets	Raiders
First Downs	21	19
Rushes-Yards	34-135	30-93
Passing Yards	252	246
Pass Att-Comp-INT	24-15-2	33-21-3
Times Sacked-Yards Lost	4-25	2-20
Fumbles-Lost	4-3	2-2
Penalties-Yds. Lost	7-64	5-55
Time of Possession	28:19	31:41

### SCORING

Team	Play	Score
Jets	Walker 20 yd. pass from Todd (Leahy kick)	7-0
Jets	Leahy 30 yd. Field Goal	10-0
Raiders	Allen 4 yd. run (Breech kick)	10-7
Raiders	Barnwell 57 yd. pass from Plunkett (Breech kick)	10-14
Jets	Dierking 1 yd. run (Leahy kick)	17-14

### PASSING

Jets	Att	Cmp	Yds	TD-1	Raiders	Att	Cmp	Yds	TD-1
Todd	24	15	277	1-2	Plunkett	33	21	266	1-3
Totals	24	15	277	1-2	Totals	33	21	266	1-3

### RUSHING

Jets	Att	Yds	TD	Raiders	Att	Yds	TD
McNeil	23	101	0	Allen	15	36	1
Todd	5	8	0	King	5	16	0
Augustyniak	4	22	0	Plunkett	4	18	0
Dierking	2	4	1	Hawkins	3	4	0
				Montgomery	1	11	0
				Pruit	1	4	0
				Barnwell	1	4	0
Totals	34	135	1	Totals	30	93	1

### RECEIVING

Jets	Rec	Yds	TD	Raiders	Rec	Yds	TD
Walker	7	169	1	Allen	6	37	0
J. Jones	2	52	0	Branch	5	82	0
Augustyniak	2	18	0	Christensen	5	31	0
Barkum	1	11	0	Barnwell	2	83	1
McNeil	1	11	0	Hawkins	1	15	0
Shuler	1	9	0	Ramsey	1	14	0
Dierking	1	7	0	King	1	4	0
Totals	15	277	1	Totals	21	266	1

### DEFENSIVE STATISTICS

**Jets:** INT: Mehl 2-20, Jackson 1-10. **Sacks:** Lyons 1-13, Gastineau 1-7.

**Raiders:** INT: Hayes 1-0, Owens 1-0. **Sacks:** Long 1-7, Alzado 1-3, Hendricks 1-3, Vaughn 1-2.

Los Angeles Memorial Coliseum - Att. - 90,038

# 1982 AFC CHAMPIONSHIP GAME JANUARY 23, 1983

## DOLPHINS 14, JETS 0

New York Jets	0	0	0	0	-	0
Miami Dolphins	0	0	7	7	-	14



at



On an extremely muddy field at Miami's Orange Bowl, the Jets and Dolphins waged a defensive battle which ended with Miami on top 14-0, earning them a trip to the Super Bowl. A.J. Duhe was the hero of the game, which saw a total of 12 turnovers, as he notched three interceptions, returning the final one 35 yards for a touchdown early in the fourth quarter. Woody Bennett ran seven yards for the first Miami touchdown on the Dolphins' first possession of the third quarter, capping a 48-yard, seven-play drive following Duhe's second interception. The poor field conditions severely hurt the Jets' rushing attack as Freeman McNeil, who had rushed for 303 yards in the previous two playoff wins, was limited to only 46 yards on 17 carries. It was the first



Ken Schroy

time in NFL playoff history that two teams were deadlocked at 0-0 at halftime. The Jets passing game was also hindered as Richard Todd was intercepted a record-tying five times by Miami. The New York defense held

Miami to only 98 net yards, intercepted David Woodley three times and forced three fumbles.

### STARTING LINEUPS

#### Jets Offense

WR	Walker
LT	Ward
LG	Waldemore
C	Fields
RG	Alexander
RT	Powell
TE	Barkum
WR	Jones
QB	Todd
RB	McNeil
FB	Augustyniak

#### Jets Defense

LE	Gastineau
DT	Salaam
DT	Lyons
RE	Neil
OLB	Buttle
MLB	Crable
OLB	Mehl
CB	Jackson
CB	Holmes
S	Schroy
S	Ray

#### Dolphins Defense

LE	Bokamper
NT	Baumhower
RE	Bettters
LOLB	Brudzinski
LILB	Duhe
RILB	Rhone
ROLB	Gordon
CB	Small
CB	McNeal
S	G. Blackwood
S	L. Blackwood

#### Dolphins Offense

WR	Harris
LT	Giesler
LG	Keuchenberg
C	Stephenson
RG	Toews
RT	Laakso
TE	Hardy
WR	Cefalo
QB	Woodley
TE	Lee
FB	Franklin

### TEAM STATISTICS

	Jets	Dolphins
First Downs	10	13
Rushes-Yards	24-62	41-138
Passing Yards	77	60
Pass Att-Comp-INT	37-15-5	21-9-3
Times Sacked-Yards Lost	4-26	4-27
Fumbles-Lost	1-0	3-1
Penalties-Yds. Lost	6-42	3-15
Time of Possession	26:09	33:51

### SCORING

Team	Play	Score
Dolphins	W. Bennett 7 yd run (Von Schamann kick)	0-7
Dolphins	A. Duhe 35 yd. interception return (Von Schamann kick)	0-14

### PASSING

Jets	Att	Cmp	Yds	TD-1	Dolphins	Att	Cmp	Yds	TD-1
Todd	37	15	103	0-5	Woodley	21	9	87	0-3
Totals	37	15	103	0-5	Totals	21	9	87	0-3

### RUSHING

Jets	Rec	Yds	TD	Dolphins	Rec	Yds	TD
McNeil	17	46	0	Woodley	8	46	0
Todd	4	10	0	Franklin	13	44	0
Augustyniak	2	5	0	Bennett	13	24	1
Dierking	1	1	0	Nathan	7	24	0
Totals	24	62	0	Totals	41	138	1

### RECEIVING

Jets	Att	Yds	TD	Dolphins	Att	Yds	TD
Harper	4	14	0	Vigorito	3	29	0
J. Jones	3	35	0	Harris	2	28	0
Barkum	2	20	0	Nathan	2	4	0
Augustyniak	2	12	0	Rose	1	20	0
McNeil	1	9	0	Lee	1	6	0
Gaffney	1	7	0				
Dierking	1	6	0				
Walker	1	0	0				
Totals	15	103	0	Totals	9	87	0

### DEFENSIVE STATISTICS

**Jets:** INT: Schroy 2-1, Buttle 1-0. **Sacks:** Gastineau 2, Neill 1, Lyons 1.

**Dolphins:** INT: Duhe 3-35t, Small 1-8, G. Blackwood 1-4.

**Sacks:** Bokamper 2, Brudzinski 1, Baumhower 1.

Orange Bowl - Att. - 67,396

# 1985 AFC WILD CARD PLAYOFF GAME

## PATRIOTS 26, JETS 14

DECEMBER 28, 1985

New England Patriots 3 10 10 3 - 26  
New York Jets 0 7 7 0 - 14



at



New England came out on top 26-14 in a game that saw the Jets self-destruct, committing 4 costly turnovers which led to 17 Patriots points. New England, which went on to win the AFC Championship, played an almost flawless game with no turnovers and only one penalty. The Jets were ahead 7-6, and driving late in the 2nd quarter when Ken O'Brien was intercepted on the 7-yard line. Six plays later, New England came back with a TD pass from Tony Eason, who avoided a blitz and hit Stanley Morgan. O'Brien suffered a concussion on the final play of the half on an Andre Tippett sack and would only play the first series of the 2nd half.



Johnny Hector

Before Pat Ryan could relieve him though, New England added a FG and then scored a TD when the ensuing kickoff was fumbled by Johnny Hector and returned 15 yards by Johnny Rembert. With the Jets trailing 23-7, Ryan came in and directed a TD drive.

### STARTING LINEUPS

#### Jets Offense

WR Toon  
LT McElroy  
LG Sweeney  
C Fields  
RG Alexander  
RT Powell  
TE Shuler  
WR Walker  
QB O'Brien  
RB McNeil  
TE Klever

#### Patriots Defense

LE Veris  
NT Williams  
RE Adams  
LOLB Tippett  
RILB Nelson  
RILB McGrew  
ROLB Blackmon  
CB Lippett  
CB Clayborn  
S James  
S Marion

#### Jets Defense

LE Gastineau  
DT Klecko  
DT Bennett  
RE Lyons  
OLB Clifton  
MLB Mehl  
OLB Crable  
CB Lynn  
CB Carter  
S Springs  
S Hamilton

#### Patriots Offense

WR Morgan  
LT Holloway  
LG Hannah  
C Brock  
RG Wooten  
RT Moore  
TE Dawson  
WR Fryar  
QB Eason  
RB Collins  
FB James

### TEAM STATISTICS

	Jets	Patriots
First Downs	15	12
Rushes-Yards	21-58	39-99
Passing Yards	182	159
Pass Att-Comp-INT	34-23-2	16-12-0
Times Sacked-Yards Lost	5-51	3-20
Fumbles-Lost	3-2	2-0
Penalties-Yds. Lost	6-48	1-10
Time of Possession	28:13	31:47

### SCORING

Team	Play	Score
Patriots	Franklin 33 yd. Field Goal	3-0
Jets	Hector 11 yd. pass from O'Brien (Leahy kick)	3-7
Patriots	Franklin 41 yd. Field Goal	6-7
Patriots	Morgan 36 yd. pass sfrom Eason (Franklin kick)	13-7
Patriots	Franklin 20 yd. Field Goal	16-7
Patriots	Rembert 15 yd. fumble return (Franklin kick)	23-7
Jets	Shuler 12 yd. pass from Ryan (Leahy kick)	23-14
Patriots	Franklin 26 yd. Field Goal	26-14

### PASSING

Jets	Att	Cmp	Yds	TD-1	Patriots	Att	Cmp	Yds	TD-1
O'Brien	17	13	149	1-1	Eason	16	12	179	1-0
Ryan	17	10	84	1-1					
Totals	34	23	233	2-2	Totals	16	12	179	1-0

### RUSHING

Jets	Att	Yds	TD	Patriots	Att	Yds	TD
F. McNeil	16	41	0	C. James	22	49	0
J. Hector	4	13	0	T. Collins	11	36	0
K. O'Brien	1	4	0	T. Eason	6	14	0
Totals	21	58	0	Totals	39	99	0

### RECEIVING

Jets	Rec	Yds	TD	Patriots	Rec	Yds	TD
A. Toon	9	93	0	S. Morgan	4	62	1
M. Shuler	5	53	1	I. Fryer	2	47	0
W. Walker	4	54	0	C. James	2	36	0
F. McNeil	3	13	0	L. Dawson	2	20	0
J. Hector	1	11	1	T. Collins	2	14	0
R. Kleever	1	9	0				
Totals	23	233	2	Totals	12	179	1

### DEFENSIVE STATISTICS

**Jets:** INT: None. **Sacks:** Cruble 1-7, Baldwin 1-5, Gastineau 1-8.

**Patriots:** INT: Marion 1-26, Veris 1-18. **Sacks:** Veris 3-35, Tippett 1-9, Blackmon 1-7.

The Meadowlands - Att. - 70,958



# 1986 AFC WILD CARD PLAYOFF GAME DECEMBER 28, 1986

## JETS 35, CHIEFS 15

Kansas City Chiefs	6	0	0	9	-	15
New York Jets	7	14	7	7	-	35



at



Joe Walton started Pat Ryan to give the team an emotional lift and they got just that from their QB, who added a key running play and a three-TD passing performance. Freeman McNeil's 135-yard rushing performance also helped spark the Jets' first home playoff win since 1968. Trailing 6-0, Ryan ran a QB draw for 24 yards from the KC 33 on a fourth-and-six play to set up the Jets' go-ahead TD. On the 1st down of the ensuing series, the Jets defense forced a KC fumble and Ryan capped a 12-play, 47-yard drive with a 1-yard pass to McNeil. Just prior to the half, Ryan hit Al Toon with a TD pass for a 21-6 halftime edge. The Jets nailed



Pat Ryan

the victory on the first play of the 2nd half when Kevin McArthur swiped a Todd Blackledge pass and dashed 21 yards for a 28-6 margin. The Jets' defense allowed a season-low 241 yards total offense and had 2 sacks, 2 INT and 1 FR.

### STARTING LINEUPS

#### Jets Offense

WR	Toon
LT	Sweeney
LG	Bingham
C	Fields
RG	Alexander
RT	King
TE	Shuler
TE	Klever
QB	Ryan
RB	McNeil
FB	Paige

#### Jets Defense

LE	Lyons
NT	Baldwin
RE	Bennett
LOLB	Crabbe
LILB	Clifton
RILB	McArthur
ROLB	Guilbeau
CB	Holmes
CB	Carter
S	Lyles
S	Hamilton

#### Chiefs Defense

LE	Still
NT	Maas
RE	Koch
LOLB	Cooper
LILB	Hackett
RILB	Spani
ROLB	Cofield
CB	Lewis
CB	Ross
S	Burruss
S	Cherry

#### Chiefs Offense

WR	Marshall
LT	Eatman
LG	Budde
C	Donnalley
RG	Adickas
RT	Lutz
TE	Arnold
WR	Paige
QB	Blackledge
RB	Green
FB	Moriarty

### TEAM STATISTICS

	Jets	Chiefs
First Downs	19	15
Rushes-Yards	36-165	20-67
Passing Yards	141	174
Pass Att-Comp-INT	23-16-0	37-20-2
Times Sacked-Yards Lost	2-12	2-3
Fumbles-Lost	1-0	2-1
Penalties-Yds. Lost	8-54	1-5
Time of Possession	31:07	28:53

### SCORING

Team	Play	Score
Chiefs	J. Smith 1 yd. run (kick failed)	6-0
Jets	F. McNeil 1 yd. run (Leahy kick)	6-7
Jets	F. McNeil 1 yd. pass from Ryan (Leahy kick)	6-14
Jets	A. Toon 11 yd. pass from Ryan (Leahy kick)	6-21
Jets	K. McArthur 21 yd. INT return (Leahy kick)	6-28
Chiefs	D. Lewis block PR in end zone (Lowery kick)	13-28
Jets	B. Griggs 6 yd. pass from Ryan (Leahy kick)	13-35
Chiefs	Safety - D. Jennings ran out of end zone	15-35

### PASSING

Jets	Att	Cmp	Yds	TD	Chiefs	Att	Cmp	Yds	TD
P. Ryan	23	16	153	3-0	T. Blackledge	21	12	80	0-2
					B. Kenney	16	8	97	0-0
Totals	23	16	153	3-0	Totals	37	20	177	0-2

### RUSHING

Jets	Att	Yds	TD	Chiefs	Att	Yds	TD
F. McNeil	31	135	1	T. Blackledge	4	33	0
R. Ryan	2	30	0	B. Green	8	15	0
T. Paige	2	3	0	J. Smith	4	12	1
D. Jennings	1	-3	0	L. Moriarity	2	7	0
				H. Heard	1	1	0
				S. Paige	1	-1	0
Totals	36	165	1	Totals	20	67	1

### RECEIVING

Jets	Rec	Yds	TD	Chiefs	Rec	Yds	TD
A. Toon	4	48	1	H. Marshall	6	72	0
M. Shuler	4	28	0	B. Green	5	7	0
F. McNeil	3	16	1	P. Coffman	3	12	0
Walker	2	45	0	C. Carson	2	43	0
K. Sohn	1	11	0	L. Moriarity	1	16	0
B. Griggs	1	6	1	H. Heard	1	15	0
D. Alexander	1	-1	0				
Totals	16	153	3	Totals	18	165	0

### DEFENSIVE STATISTICS

Jets: INT: R. Carter 1-12, K. McArthur 1-21. Sacks: M. Lyons 1-0, M. Gastineau 1-3.

Chiefs: INT: None. Sacks: D. Hackett 1-5, B. Mars 1-7.

The Meadowlands - Att. - 69,307

# 1986 AFC DIVISIONAL PLAYOFF GAME JANUARY 3, 1987

## BROWNS 23, JETS 20 (2OT)


New York Jets	7	3	3	7	0	0	-	20
Cleveland Browns	7	3	0	10	0	3	-	23



at



In the third-longest game in NFL history (77:02), Cleveland staged an incredible comeback to send the game into OT before Mark Moseley's 27-yard FG in the second overtime session advanced the Browns to the AFC Championship game. With Pat Ryan at QB, the Jets jumped on top 7-0 on a flea-flicker 42-yard TD pass from Ryan to Wesley Walker. Ryan was forced to leave the game in the 2nd quarter with a groin injury and was replaced by Ken O'Brien. Meanwhile, the Jets defense was outstanding, holding the Browns to just 10 points and 302 total yards until late in the 4th quarter. Immediately after a Jerry Holmes interception, the Jets took a 20-10 lead on Freeman McNeil's 25-yard TD with 4:14 remaining in regulation. But Bernie Kosar led the Browns 68 yards to set up



Freeman McNeil

Kevin Mack's one-yard run to make the score 20-17 with 1:57 left. Cleveland's defense forced the Jets to punt with 51 seconds left before Kosar's 37-yard pass to Webster Slaughter set up the tying 22-yard FG. The Jets got a second life when Moseley missed a 23-yard FG 6:06 into OT, but he redeemed himself by kicking the winning 27-yard FG on a first-and-goal play.

### STARTING LINEUPS

#### Jets Offense

WR	Toon
LT	Sweeney
LG	Bingham
C	Fields
RG	Alexander
RT	King
TE	Shuler
WR	Walker
QB	Ryan
RB	McNeil
FB	Paige

#### Jets Defense

LE	Lyons
NT	Baldwin
RE	Bennett
LOLB	Crabbe
LILB	Clifton
RILB	McArthur
ROLB	Guilbeau
CB	Holmes
CB	Carter
S	Lyles
S	Hamilton

#### Browns Defense

LE	Camp
NT	Golic
RE	Hairston
LOLB	Banks
LILB	Johnson
RILB	Griggs
ROLB	Matthews
CB	Minnifield
CB	Dixon
S	Ellis
S	Rockins

#### Browns Offense

WR	Langhorne
LT	Farren
LG	Williams
C	Baab
RG	Fike
RT	Rislen
TE	Newsome
WR	Slaughter
QB	Kosar
RB	Fontenot
FB	Mack

### TEAM STATISTICS

	Jets	Browns
First Downs	14	33
Rushes-Yards	31-104	27-75
Passing Yards	183	483
Pass Att-Comp-INT	30-17-0	65-34-2
Times Sacked-Yards Lost	4-11	10-54
Fumbles-Lost	0-0	2-0
Penalties-Yds. Lost	10-94	4-40
Time of Possession	31:38	45:24

### SCORING

Team	Play	Score
Jets	Walker 42 yd. pass from Ryan (Leahy kick)	0-7
Browns	Fotenot 37 yd. pass from Kosar (Moseley kick)	7-7
Browns	Moseley 38 yd. Field Goal	10-7
Jets	Leahy 46 yd. Field Goal	10-10
Jets	Leahy 37 yd. Field Goal	10-13
Jets	McNeil 25 yd. run (Leahy kick)	10-20
Browns	Mack 1 yd. run (Moseley kick)	17-20
Browns	Moseley 22 yd. Field Goal	20-20
Browns	Moseley 27 yd. Field Goal	23-20

### PASSING

Jets	Att	Cmp	Yds	TD-1	Browns	Att	Cmp	Yds	TD-1
O'Brien	19	11	134	0-0	Kosar	64	33	489	1-2
Ryan	11	6	103	0-1	Brennan	1	1	5	0-0
Totals	30	17	237	0-1	Totals	65	34	494	1-2

### RUSHING

Jets	Att	Yds	TD	Browns	Att	Yds	TD
McNeil	25	71	1	Mack	20	63	1
O'Brien	3	22	0	Fontenot	3	8	0
Paige	3	11	0	Dickey	3	4	0
				Kosar	1	0	0
Totals	31	104	1	Totals	27	75	1

### RECEIVING

Jets	Rec	Yds	TD	Browns	Rec	Yds	TD
Toon	5	93	0	Newsome	6	114	0
Shuler	4	43	0	Slaughter	6	86	0
McNeil	4	35	0	Fontenot	5	62	0
Walker	2	49	0	Mack	5	51	0
Paige	1	10	0	Brennam	4	69	0
Sohn	1	7	0	Langhorne	4	65	0
				Holt	2	42	0
				Weathers	1	3	0
				Dickey	1	2	0
Totals	17	237	0	Totals	34	494	0

### DEFENSIVE STATISTICS

**Jets: INT:** Carter 1-0, Holmes 1-0. **Sacks:** Lyons 2, Gastineau 1.5, Baldwin 0.5. **Leading Tackler:** Clifton 10.

**Browns: INT:** None. **Sacks:** Hairston 3, Camp 1.5, Banks 1.5, Clancy 1, Johnson 1, Matthews 1. **Leading Tacklers:** Hairston 9, Johnson 9.

Cleveland Stadium - Att. - 78,106

# 1991 AFC WILD CARD PLAYOFF GAME

## OILERS 17, JETS 10

DECEMBER 29, 1991

New York Jets	0	10	0	0	-	10
Houston Oilers	7	7	0	3	-	17



The Jets returned to the playoffs for the first time since 1986 and came close to registering an upset win at Houston. Trailing 17-10 with only 20 seconds left at the Houston 47, the Jets were unsuccessful in their attempts to tie the game on two Hail Mary passes, the last of which was intercepted to end the game. The game started with Houston taking the opening drive 80 yards in 16 plays for a 7-0 lead. After Erik McMillan's INT halted the Oilers' next drive, the Jets tied the game on Al Toon's 1st TD of the season, a 10-yarder from Ken O'Brien. Warren Moon tossed his 2nd TD pass of the game to Earnest Givens to give the Oilers a 14-10 halftime lead. Three key plays would doom the Jets in the second half. After taking the opening drive of the third quarter down to the Houston 7-yard line in 12 plays, O'Brien's pass intended for Mark Boyer was picked off by Bubba McDowell at the three. Houston then drove 62 yards in 14 plays for a 53-yard FG to go ahead 17-10. On the Jets' next drive, Brad Baxter was stopped on third-and-one for no gain from the three-yard line, and then Freeman McNeil was halted on fourth and 1. The Jets got another shot when Lonnie Young's hit forced Moon to fumble at the Houston 34 with 4:59 left, but the Oilers' defense stopped the Jets on four downs. The Jets' defense played extremely well in holding the high-powered Houston offense to just 17 points while registering 4 sacks (2 by Mo Lewis), 2 forced fumbles and 1 INT.

### STARTING LINEUPS

#### Jets Offense

WR	Toon
LT	Criswell
LG	Cadigan
C	Sweeney
RG	White
RT	Eatman
TE	Boyer
WR	Moore
QB	O'Brien
RB	Hector
TE	Matich

#### Oilers Defense

LE	Fuller
LT	Williams
RT	Smith
RE	Jones
LLB	Lathon
MLB	Smith
RLB	Meads
CB	Dishman
CB	Johnson
S	McDowell
S	Orlando

#### Jets Defense

LE	Mersereau
NT	Byrd
RE	Lageman
LOLB	Lewis
MLB	Clifton
DB	McMillan
DB	Stargell
CB	Brim
CB	Hasty
S	Washington
S	Young

#### Oilers Offense

XR	Jeffries
LT	Maggs
LG	Munchak
C	Mathews
RG	Dawson
RT	Williams
HR	Hill
YR	Givins
QB	Moon
RB	Pinkett
ZR	Duncan

### TEAM STATISTICS

	Jets	Oilers
First Downs	18	21
Rushes-Yards	23-71	20-71
Passing Yards	214	232
Total Net Yards	385	303
Pass Att-Comp-INT	31-21-3	40-28-1
Times Sacked-Yards Lost	1-7	4-39
Fumbles-Lost	0-0	3-1
Penalties-Yds. Lost	5-45	8-55
Time of Possession	26:20	33:40

### SCORING

Team	Play	Score
Oilers	Givens 5 yd. pass from Moon (Del Greco kick)	7-0
Jets	Toon 10 yd. pass from O'Brien (Allegre kick)	7-7
Oilers	Givens 20 yd. pass from Moon (Del Greco kick)	14-7
Jets	Allegre 33 yd. Field Goal	14-10
Oilers	Del Greco 32 yd. Field Goal	17-10

### PASSING

Jets	Att	Cmp	Yds	TD-1	Oilers	Att	Cmp	Yds	TD-1
O'Brien	31	21	214	1-3	Moon	40	28	271	1-1
Totals	31	21	214	1-3	Totals	40	28	271	1-1

### RUSHING

Jets	Att	Yds	TD	Oilers	Att	Yds	TD
Hector	12	46	0	White	17	65	0
Baxter	5	14	0	Moon	3	6	0
O'Brien	2	10	0				
McNeil	4	1	0				
Totals	23	71	0	Totals	20	71	0

### RECEIVING

Jets	Rec	Yds	TD	Oilers	Rec	Yds	TD
Toon	8	96	1	Hill	9	77	0
Moore	4	70	0	Givens	6	83	2
McNeil	4	23	0	Jeffries	4	49	0
Boyer	3	20	0	White	4	31	0
Mathis	2	12	0	Duncan	4	24	0
				Harris	1	7	0
Totals	21	221	1	Totals	28	271	2

### DEFENSIVE STATISTICS

**Jets:** INT: McMillan 1-0. **Sacks:** Lewis 2, Young 1, Lageman 1.  
**Leading Tacklers:** Clifton 11, Stargell 11.  
**Oilers:** INT: Orlando 2-31, McDowell 1-1. **Sacks:** Williams 1.  
**Leading Tackler:** Lathon 11.

Astrodome - Att. - 61,485

# 1998 AFC DIVISIONAL PLAYOFF GAME JANUARY 10, 1999

## JETS 34, JAGUARS 24

Jacksonville Jaguars	0	7	7	10	-	24
New York Jets	7	10	14	3	-	34



at



The Jets came out roaring, scoring on their opening drive, a 7-play, 70-yard march capped by Testaverde's 21-yard TD pass to Keyshawn Johnson. In the 2nd quarter the Jets held the ball for 14:09 and built their lead to 17-0 on Hall's 52-yard FG (a Jets' postseason record for longest FG), and a 10-yard end-around run for a TD by Johnson. But with six seconds left in the half, Mark Brunell hit Jimmy Smith in stride with a 52-yard TD bomb, cutting the lead to 17-7. Early in the 3rd quarter the teams traded touchdowns, with Curtis Martin scoring on a Corwin Brown interception and Brunell taking advantage of an 88-yard kickoff return, completing a 3-yard TD pass to Keenan McCardell. The Jets answered back with another 70-yard drive, culminated by Martin's 2nd TD of the game, a one-yarder on a pitchout for a 31-14 lead. The Jaguars pulled within 10 points twice in the fourth quarter, but Keyshawn Johnson wiped out the Jags' final chance with an INT on Brunell's Hail Mary with 20 seconds left. On the day, Johnson produced a rare football feat scoring touchdowns on a reception and a run, recovering a fumble and intercepting a pass. All told, Johnson tied a club postseason record for catches with 9-121 TD, and tied the club TD mark for postseason with 2. Martin had a big day with 36-124-2 TDs rushing and 6-58 receiving for 182 yards.

### STARTING LINEUPS

#### Jets Offense

WR	Johnson
LT	Elliott
LG	Burger
C	Mawae
RG	O'Dwyer
RT	Fabini
TE	Brady
WR	Chreibet
QB	Testaverde
RB	Martin
FB	Byars

#### Jaguars Defense

LE	Smeenge
LT	Pritchett
RT	Jurkovic
RE	Curry
SLB	Paup
MLB	Schwartz
WLB	Hardy
CB	Beasley
CB	Thomas
S	Darius
S	Hudson

#### Jets Defense

LE	Lyle
NT	Ferguson
RE	Pleasant
LOLB	Cascadden
LILB	Lewis
RILB	Johnson
ROLB	Cox
CB	Mickens
CB	Smith
S	Green
S	Brown

#### Jaguars Offense

WR	Smith
LT	Boselli
LG	Coleman
C	Wade
RG	DeMarco
RT	Searcy
TE	Mitchell
WR	McCardell
QB	Brunell
RB	Taylor
RB	Banks

### TEAM STATISTICS

	Jets	Jaguars
First Downs	29	14
Rushes-Yards	39-151	22-95
Passing Yards	278	156
Total Net Yards	429	251
Pass Att-Comp-INT	36-24-1	31-12-3
Time Sacked-Yards Lost	2-6	0-0
Fumbles-Lost	2-2	1-1
Penalties-Yds. Lost	5-38	3-25
Time of Possession	39:16	20:44

### SCORING

Team	Play	Score
Jets	K. Johnson 21 yd. pass from V. Testaverde (J. Hall kick)	0-7
Jets	J. Hall 52 yd. Field Goal	0-10
Jets	K. Johnson 10 yd. run (J. Hall kick)	0-17
Jaguars	J. Smith 52 yd. pass from M. Brunell (M. Hollis kick)	7-17
Jets	C. Martin 1 yd. run (J. Hall kick)	7-24
Jaguars	K. McCardell 3 yd. pass from M. Brunell (M. Hollis kick)	14-24
Jets	C. Martin 1 yd. run (J. Hall kick)	14-31
Jaguars	J. Smith 19 yd. pass from M. Brunell (M. Hollis kick)	21-31
Jaguars	M. Hollis 37 yd. Field Goal	24-31
Jets	J. Hall 30 yd. Field Goal	24-34

### PASSING

Jets	Att	Cmp	Yds	TD-1	Jaguars	Att	Cmp	Yds	TD-1
V. Testaverde	36	24	284	1-1	M. Brunell	31	12	156	3-3
Totals	36	24	278	1-1	Totals	31	12	156	3-3

### RUSHING

Jets	Att	Yds	TD	Jaguars	Att	Yds	TD
C. Martin	36	124	2	F. Taylor	20	86	0
K. Johnson	2	28	1	M. Brunell	2	9	0
V. Testaverde	1	-1	0				
Totals	39	151	3	Totals	22	95	0

### RECEIVING

Jets	Rec	Yds	TD	Jaguars	Rec	Yds	TD
K. Johnson	9	121	1	J. Smith	5	104	2
C. Martin	6	58	0	K. McCardell	4	32	1
W. Chreibet	4	45	0	P. Mitchell	1	13	0
K. Byars	2	11	0	T. Banks	1	7	0
D. Ward	1	18	0				
K. Brady	1	17	0				
D. Meggett	1	14	0				
Totals	24	284	1	Totals	11	156	3

### DEFENSIVE STATISTICS

Jets: INT: C. Brown 1-40, K. Johnson 1-0, O. Smith 1-0. Sacks: None.

Jaguars: INT: D. Darius 1-1. Sacks: E. Curry 1-6, K. Hardy 1-0.

The Meadowlands - Att. - 78,817

HISTORY

# 1998 AFC CHAMPIONSHIP GAME JANUARY 17, 1999

## BRONCOS 23, JETS 10

New York Jets	0	3	7	0	-	10
Denver Broncos	0	0	20	3	-	23



at



Appearing in the AFC Championship for the first time since 1982, the Jets battled the Super Bowl Champions Denver Broncos tough all day, but in the end were unable to play the type of mistake-free football that the team had played for most of the season. The Jets held the Broncos to only 108 yards of total offense in that half, highlighted by a goal-line stand in the 1st quarter. The stunned Mile High Stadium crowd was further silenced in the 3rd quarter when rookie TE Blake Spence blocked Tom Rouen's punt and Fred Baxter recovered at the one-yard line. RB Curtis Martin scored on the next play, giving the Jets a 10-0 lead. John Elway, in his last game at Mile High Stadium, drove Denver down the field for a score to cut it to 10-7. The ensuing kickoff sailed into the teeth of gusting 45-MPH winds and was recovered by the Broncos at the Jets' 31. The Broncos took a 13-10 lead on the second of two Jason Elam field goals and never looked back, clinching their trip to Miami. The Jets were experiencing success through the air behind the precision passing of Vinny Testaverde, but were unable to hold onto the ball, fumbling four times and having two other passes deflected into the hands of Denver defenders, as their dream season ended one game short of the Super Bowl.

### STARTING LINEUPS

#### Jets Offense

WR	Johnson
LT	Elliott
LG	Burger
C	Mawae
RG	O'Dwyer
RT	Fabini
TE	Brady
WR	Chreibet
QB	Testaverde
RB	Martin
FB	Byars

#### Jets Defense

LE	Lyle
LT	Ferguson
RT	Cascadden
RE	Pleasant
LLB	Lewis
MLB	Johnson
RLB	Cox
CB	Mickens
CB	Smith
S	Green
S	Brown

#### Broncos Defense

LE	Hasselbach
LT	Traylor
RT	Pryce
RE	Tanuvasa
SLB	Mobley
MLB	Cadrez
WLB	Romanowski
CB	Crockett
CB	Gordon
S	Johnson
S	Atwater

#### Broncos Offense

WR	Smith
LT	Jones
LG	Schlereth
C	Nalen
RG	Neil
RT	Swayne
TE	Sharpe
WR	McCaffrey
QB	Elway
RB	Davis
FB	Griffith

### TEAM STATISTICS

	Jets	Broncos
First Downs	18	14
Rushes-Yards	13-14	38-178
Passing Yards	356	153
Total Net Yards	370	331
Pass Att-Comp-INT	52-31-2	34-13-0
Times Sacked-Yards Lost	0-0	3-20
Fumbles-Lost	4-4	2-0
Penalties-Yds. Lost	6-49	6-47
Time of Possession	27:00	33:00

### SCORING

Team	Play	Score
Jets	J. Hall 32 yd. Field Goal	0-3
Jets	C. Martin 1 yd. run (J. Hall kick)	0-10
Broncos	H. Griffith 11 yd. pass from J. Elway (J. Elam kick)	7-10
Broncos	J. Elam 44 yd. Field Goal	10-10
Broncos	J. Elam 48 yd. Field Goal	13-10
Broncos	T. Davis 31 yd. run (J. Elam kick)	20-10
Broncos	J. Elam 35 yd. Field Goal	23-10

### PASSING

Jets	Att	Cmp	Yds	TD-1	Broncos	Att	Cmp	Yds	TD-1
Testaverde	52	31	356	0-2	Elway	34	13	173	1-0
Totals	52	31	356	0-2	Totals	34	13	173	1-0

### RUSHING

Jets	Att	Yds	TD	Broncos	Att	Yds	TD
Martin	13	14	1	Davis	32	167	1
				Elway	3	13	0
				Loville	2	7	0
				Rouen	1	9	0
Totals	13	14	1	Totals	38	178	1

### RECEIVING

Jets	Rec	Yds	TD	Broncos	Rec	Yds	TD
Chreibet	8	121	0	McCaffrey	3	66	0
K. Johnson	7	73	0	Smith	3	37	0
Ward	5	61	0	Chamberlin	2	26	0
Martin	4	39	0	Sharpe	2	14	0
Byars	3	33	0	Davis	1	12	0
Brady	2	11	0	Griffith	1	11	0
Van Dyke	1	16	0	Carswell	1	7	1
Meggett	1	2	0				
Totals	31	356	0	Totals	13	173	1

### DEFENSIVE STATISTICS

**Jets:** INT: None. **Sacks:** Cascadden 2-17, Logan 1-0.

**Broncos:** INT: Gordon 2-48. **Sacks:** None.

Mile High Stadium - Att. - 75,482



# 2001 AFC WILD CARD PLAYOFF GAME JANUARY 12, 2002

## RAIDERS 38, JETS 24

New York Jets	0	3	7	14	-	24
Oakland Raiders	6	10	0	22	-	38



at



Just the week before this Wild Card contest, the 2001 squad became the first Jets' team to qualify for post-season play under a first-year head coach when they defeated the Oakland Raiders 24-22 at the Network Associates Coliseum. Head Coach Herman Edwards led his 10-6 Jets back to Oakland, where the Raiders jumped out to a 16-3 halftime lead. The Jets opened the third quarter with an eight-play, 72-yard drive capped by quarterback Vinny Testaverde's 17-yd TD pass to wide receiver Wayne Chrebet, closing the score to 16-10. Raiders' linebacker James Harris and cornerback Charles Woodson then forced a Richie Anderson fumble which led to a Raider TD. Down 24-10, the Jets stormed



Wayne Chrebet

back with a 10-play, 64-yard drive culminating in a three-yard TD pass from Testaverde to Anderson. The two teams then traded touchdowns, setting up the game's finale. With 1:49 left and the Jets down 31-24 with two timeouts, Raider running back Charlie Garner took a pitch around the right end and raced 80 yards for the game's final TD to knock the Jets out of the playoffs.

### STARTING LINEUPS

#### Jets Offense

WR	Coles
LT	Fabiani
LG	Jenkins
C	Mawae
RG	Thomas
RT	Young
TE	Becht
WR	Chrebet
QB	Testaverde
RB	Martin
FB	Anderson

#### Jets Defense

LE	Ellis
LT	Burton
NT	Martin
RE	Abraham
LLB	Lewis
MLB	Jones
RLB	Farrior
CB	Glenn
CB	Coleman
S	Green
S	Robinson

#### Raiders Defense

LE	Upshaw
LT	Coleman
RT	Jackson
RE	Bryant
OLB	Thomas
MLB	Biekert
OLB	Alexander
CB	Woodson
CB	Allen
S	Harris
S	Dorsett

#### Raiders Offense

WR	Brown
LT	Sims
LG	Wisniewski
C	Treu
RG	Middleton
RT	Kennedy
TE	Williams
WR	Rice
QB	Gannon
FB	Ritchie
RB	Garner

### TEAM STATISTICS

	Jets	Raiders
First Downs	23	23
Rushes-Yards	23-145	31-215
Passing Yards	265	287
Total Net Yards	410	502
Pass Att-Comp-INT	40-26-0	29-23-0
Times Sacked-Yards Lost	1-3	1-7
Fumbles-Lost	2-2	0-0
Penalties-Yds. Lost	0-0	5-76
Time of Possession	28:40	31:20

### SCORING

Team	Play	Score
Raiders	S. Janikowski 21 yd. Field Goal	3-0
Raiders	S. Janikowski 41 yd. Field Goal	6-0
Jets	J. Hall 45 yd. Field Goal	6-3
Raiders	S. Janikowski 45 yd. Field Goal	9-3
Raiders	T. Brown 2 yd. pass from R. Gannon (Janikowski kick)	16-3
Jets	W. Chrebet 4 yd. pass from V. Testaverde (Hall kick)	16-10
Raiders	Z. Crockett 2 yd. run (Garner run)	24-10
Jets	R. Anderson 3 yd. pass from Testaverde (Hall kick)	24-17
Raiders	J. Rice 21 yd. pass from R. Gannon (Janikowski kick)	31-17
Jets	W. Chrebet 4 yd. pass from V. Testaverde (Hall kick)	31-24
Raiders	C. Garner 80 yd. run (Janikowski kick)	38-24

### PASSING

Jets	Att	Cmp	Yds	TD	Raiders	Att	Cmp	Yds	TD
Testaverde	40	26	265	3-0	Gannon	29	23	294	2-0
Totals	40	26	265	3-0	Totals	29	23	294	2-0

### RUSHING

Jets	Att	Yds	TD	Raiders	Att	Yds	TD
Martin	16	106	0	Garner	15	158	1
Jordan	5	31	0	Wheatley	11	37	0
Coles	1	7	0	Gannon	1	9	0
Testaverde	1	1	0	Brown	1	6	0
				Crockett	2	5	1
				Kirby	1	0	0
Totals	23	145	0	Totals	31	215	2

### RECEIVING

Jets	Rec	Yds	TD	Raiders	Rec	Yds	TD
Coles	8	123	0	Rice	9	183	1
Martin	6	34	0	Garner	3	27	0
Anderson	6	33	1	Brown	3	13	1
Chrebet	4	52	2	Porter	2	32	0
Moss	1	20	0	Jordan	2	13	0
Sowell	1	6	0	Jett	2	8	0
				Ritchie	1	11	0
				Williams	1	7	0
Totals	26	268	3	Totals	23	294	2

### DEFENSIVE STATISTICS

Jets: INT: None. Sacks: Jones 1-7.

Raiders: INT: None. Sacks: Coleman 1-3.

Network Associates Coliseum - Att. - 61,503

HISTORY

# 2002 AFC WILD CARD PLAYOFF GAME JANUARY 4, 2003

## JETS 41, COLTS 0

Indianapolis Colts 0 0 0 0 - 0  
New York Jets 7 17 10 7 - 41



at



New York started the season 1-4, but won seven of its last nine games to earn the AFC East title on the final day of the season. The surge continued against the Colts, as the Jets recorded their first postseason victory since 1998. On only the Jets' fifth offensive play on the day, QB Chad Pennington's screen pass to Richie Anderson turned into a 56-yard score. The play was the longest of Anderson's 10-year career and the longest play for the Jets in 1998. After a field goal, Ray Mickens recovered a Troy Walters fumbled kickoff, and LaMont Jordan's one-yard run made



Richie Anderson

it 17-0. That lead became 24-0 with 37 seconds remaining in the first half when Pennington rolled out and found Santana Moss in the right corner of the end zone. The score matched the Jets' biggest playoff output in a half. Chad Morton ran the second-half kickoff 70 yards to the Indy 19 setting up a 39-yard field goal by Hall. Rookie tight end Chris Baker caught his first career touchdown pass, a three-yard reception late in the third quarter.

### STARTING LINEUPS

#### Jets Offense

WR Coles  
LT Fabini  
LG Szott  
C Mawae  
RG Thomas  
RT McKenzie  
TE Becht  
WR Chrebet  
QB Pennington  
RB Martin  
FB Anderson

#### Jets Defense

LE Ellis  
LT Evans  
NT Ferguson  
RE Abraham  
SLB Lewis  
MLB Jones  
WLB Cowart  
CB Abraham  
CB Beasley  
S Barnes  
S Robinson

#### Colts Defense

LE Bratzke  
LT Scioi  
RT Tripplett  
RE Freney  
LLB Peterson  
MLB Morris  
RLB Sword  
CB Harris  
CB Macklin  
S Gibson  
S Bashir

#### Colts Offense

WR Wayne  
LT Glenn  
LG DeMulling  
C Saturday  
RG Diem  
RT Meadows  
TE Pollard  
WR Harrison  
QB Manning  
RB James  
TE Davenport

### TEAM STATISTICS

	Jets	Colts
First Downs	26	10
Rushes-Yards	42-180	14-52
Passing yards	216	124
Total Net Yards	396	176
Pass Att-Comp-INT	25-19-0	31-14-2
Times Sacked-Yards Lost	2-6	1-13
Fumbles-Lost	0-0	2-1
Penalties-Yds. Lost	3-30	2-10
Time of Possession	40:18	19:42

### SCORING

Team	Play	Score
Jets	R. Anderson 56 yd. pass from C. Pennington (J. Hall kick)	7-0
Jets	J. Hall 41 yd. Field Goal	10-0
Jets	L. Jordan 1 yd. run (J. Hall kick)	17-0
Jets	S. Moss 4 yd. pass from C. Pennington (J. Hall kick)	24-0
Jets	J. Hall 39 yd. Field Goal	27-0
Jets	C. Baker 3 yd. pass from C. Pennington (J. Hall kick)	34-0
Jets	L. Jordan 1 yd. run (J. Hall kick)	41-0

### PASSING

Jets	Avt	Cmp	Yds	TD-1	Colts	Avt	Cmp	Yds	TD-1
C. Pennington	25	19	222	3-0	P. Manning	31	14	137	0-2
Totals	25	19	222	3-0	Totals	31	14	137	0-2

### RUSHING

Jets	Avt	Yds	TD	Colts	Avt	Yds	TD
L. Jordan	20	102	2	J. Mungro	4	36	0
C. Martin	15	67	0	E. James	9	14	0
R. Anderson	1	6	0	P. Manning	1	2	0
C. Pennington	1	3	0				
C. Morton	1	3	0				
J. Sowell	1	2	0				
L. Coles	1	-1	0				
V. Testaverde	2	-2	0				
Totals	42	180	2	Totals	14	52	0

### RECEIVING

Jets	Rec	Yds	TD	Colts	Rec	Yds	TD
S. Moss	5	42	1	M. Harrison	4	47	0
L. Coles	4	36	0	J. Mungro	3	31	0
R. Anderson	2	66	1	R. Wayne	3	17	0
W. Chrebet	2	44	0	E. James	2	9	0
C. Martin	2	12	0	T. Walters	1	17	0
L. Jordan	1	9	0	M. Pollard	1	16	0
A. Becht	1	8	0				
C. Baker	1	3	1				
J. Sowell	1	2	0				
Totals	19	222	3	Totals	14	137	0

### DEFENSIVE STATISTICS

**Jets:** INT: Darling 1-9, Robinson 1-24. **Sacks:** Abraham 1-13.

**Colts:** INT: None. **Sacks:** Freney 1-5, Scioi 1-1.

The Meadowlands - Att. - 78,524

# 2002 AFC DIVISIONAL PLAYOFF GAME JANUARY 12, 2003

## RAIDERS 30, JETS 10

New York Jets	3	7	0	0	-	10
Oakland Raiders	3	7	7	13	-	30



at



For the second straight year the Raiders ended the Jets' season in Oakland in a playoff game. The game was tied 10-10 at halftime but after Tory James' leaping sideline interception at the Jets' 45, Oakland QB Rich Gannon hit Tim Brown for 15 yards then found Jerry Porter streaking down the left sideline and connected for a 29-yard touchdown. Oakland stopped the Jets on a fourth-and-2 to get the ball back. Gannon then connected with Porter over the middle for 50 yards. It took only three more plays for Gannon to hit Jerry Rice in the back of the end zone. On the Jets' next possession, a muffed handoff turned into a costly fumble recovered by the Raiders, but Damien Robinson returned the favor as he intercepted Rich Gannon's next pass. In a game of



John Hall

turnovers, Oakland's Eric Barton made a sideline interception setting up Sebastian Janikowski's 34-yard field goal. The Jets' only two scores came off of a 38-yard John Hall field goal and an impressive 81-yard, seven minute drive on which Chad Pennington was eight-of-nine for 51 yards and found Jerald Sowell for a one-yard score.

### TEAM STATISTICS

	Jets	Raiders
First Downs	20	30
Rushes-Yards	24-120	30-127
Passing Yards	167	272
Total Net Yards	287	399
Pass Att-Comp-INT	41-27-2	30-20-1
Times Sacked-Yards Lost	4-16	2-11
Fumbles-Lost	3-2	2-0
Penalties-Yds. Lost	5-30	8-70
Time of Possession	29:04	30:56

### SCORING

Team	Play	Score
Jets	J. Hall 38 yd. Field Goal	3-0
Raiders	S. Janikowski 29 yd. Field Goal	3-3
Raiders	Z. Crockett 1 yd. run (S. Janikowski kick)	3-10
Jets	J. Sowell 1 yd. pass from C. Pennington (J. Hall kick)	10-10
Raiders	J. Porter 29 yd. pass from R. Gannon (S. Janikowski kick)	10-17
Raiders	J. Rice 9 yd. pass from R. Gannon (S. Janikowski kick)	10-24
Raiders	S. Janikowski 34 yd. Field Goal	10-27
Raiders	S. Janikowski 31 yd. Field Goal	10-30

### PASSING

Jets	Att	Cmp	Yds	TD	Raiders	Att	Cmp	Yds	TD
C. Pennington	47	21	183	1-2	R. Gannon	30	20	283	2-1
Totals	47	21	183	1-2	Totals	30	20	283	2-1

### RUSHING

Jets	Att	Yds	TD	Raiders	Att	Yds	TD
C. Martin	16	74	0	C. Garner	21	93	0
S. Moss	2	32	0	T. Wheatley	4	30	0
R. Anderson	2	8	0	R. Gannon	3	-3	0
C. Pennington	2	3	0	Z. Crockett	2	7	1
L. Jordan	2	3	0				
Totals	24	120	0	Totals	30	127	1

### RECEIVING

Jets	Rec	Yds	TD	Raiders	Rec	Yds	TD
S. Moss	4	45	0	J. Porter	6	123	1
C. Martin	3	31	0	T. Brown	3	52	1
L. Coles	4	30	0	J. Rice	4	47	0
C. Baker	2	23	0	C. Garner	3	26	0
R. Anderson	2	20	0	D. Jolley	3	21	0
A. Becht	3	14	0	J. Ritchie	1	14	0
K. Swayne	1	12	0				
W. Chrebet	1	7	0				
J. Sowell	1	1	1				
Totals	21	183	1	Totals	20	283	2

### DEFENSIVE STATISTICS

**Jets:** INT: D. Robinson 1-0. **Sacks:** M. Lewis 1-4, J. Abraham 1-7.

**Raiders:** INT: E. Barton 1-1, T. James 1-0. **Sacks:** R. Coleman 1.5-7.5, T. Smith 1-0, R. Upshaw 1-10, D. Grant 0.5-2.5.

Network Associates Coliseum - Att. - 62,207

### STARTING LINEUPS

#### Jets Offense

WR	Coles
LT	Fabini
LG	Szott
C	Mawae
RG	Thomas
RT	McKenzie
TE	Becht
WR	Chrebet
QB	Pennington
RB	Martin
FB	Anderson

#### Jets Defense

LE	Ellis
LT	Evans
NT	Ferguson
RE	J. Abraham
SLB	Lewis
MLB	Jones
WLB	Cowart
CB	D. Abraham
CB	Beasley
S	Garnes
S	Robinson

#### Raiders Defense

LE	Grant
LT	Adams
RT	Parrella
RE	Upshaw
OLB	Romanowski
MLB	Harris
RLB	Barton
CB	C. Woodson
CB	James
S	Dorsett
S	R. Woodson

#### Raiders Offense

WR	Brown
LT	Sims
LG	Middleton
C	Robbins
RG	Collins
RT	Kennedy
TE	Jolley
WR	Rice
QB	Gannon
RB	Garner
WR	Porter

# 2004 AFC WILD CARD PLAYOFF GAME JANUARY 8, 2005

## JETS 20, CHARGERS 17 (OT)

New York Jets	0	7	10	0	3	-	20
San Diego Chargers	0	7	0	10	0	-	17



at



Chad Pennington, bothered for the last five games by a strained rotator cuff, moved New York into range for Doug Brien's 28-yard field goal with 5 seconds left in overtime and the Jets shocked the Chargers 20-17 in this Wild Card game. The winning drive started on the Jets' 30 after Chargers' rookie Nate Kaeding was wide right on a 40-yard field goal try with 4:19 left in overtime. It included an 18-yard pass from Pennington to Moss that was upheld on review. But the Chargers forced overtime when All-Pro tight end Antonio Gates caught a 1-yard touchdown pass from Pro Bowler Drew Brees to tie it at 17 with 11 seconds left in regulation. That score came one play after Jets' linebacker Eric Barton was whistled for a personal foul for hitting Brees on the helmet with his right forearm after Brees threw a desperation pass on fourth-and-goal that was batted down in the end zone. Pennington threw a go-ahead, 47-yard touchdown pass to Santana Moss early in the third quarter. His second TD pass of the night, it went at least 55 yards in the air and Moss caught it 2 yards deep in the end zone after getting behind safety Jerry Wilson and cornerback Quentin Jammer, giving the Jets a 14-7 lead. A 15-yard unsportsmanlike conduct penalty gave the Jets the ball on the San Diego 37, and Pennington hit wide-open tight end Anthony Becht on a 13-yard touchdown pass five plays later that allowed the Jets to tie it at 7 with just less than three minutes before halftime. With the score tied at 7 and the Chargers on the Jets 37 with 1:30 left before halftime, Brees was intercepted by Reggie Tongue after Erik Coleman tipped the ball away from McCardell. Brien kicked a 42-yard field goal in the third quarter and San Diego's Nate Kaeding kicked a 35-yarder early in the fourth.

### STARTING LINEUPS

#### Jets Offense

WR	McCareins
LT	Fabiani
LG	Kendall
C	Mawae
RG	Moore
RT	McKenzie
TE	Becht
FL	Moss
QB	Pennington
RB	Martin
FB	Sowell

#### Chargers Defense

LE	Cesaire
LT	Williams
RT	Olshansky
RE	Leber
LLB	Edwards
MLB	Godfrey
RLB	Foley
CB	Jammer
CB	Florence
S	Kiel
S	Wilson

#### Jets Defense

LE	Ellis
DT	Robertson
NT	Ferguson
WE	Thomas
SLB	Brown
MLB	Vilma
WLB	Barton
CB	Abraham
CB	Barrett
S	Tongue
S	Coleman

#### Chargers Offense

WR	Parker
LT	Oben
LG	Fonoti
C	Hardwick
RG	Goff
RT	Olivia
TE	Gates
WR	McCardell
QB	Brees
RB	Tomlinson
TE	Peelle

### TEAM STATISTICS

	Jets	Chargers
First Downs	20	24
Rushes-Yards	28-126	33-100
Passing yards	270	308
Total Net Yards	396	408
Pass Att-Comp-INT	33-23-0	42-31-1
Times Sacked-Yards Lost	2-9	2-11
Fumbles-Lost	0-0	1-0
Penalties-Yds. Lost	8-49	9-75
Time of Possession	35:39	39:16

### SCORING

Team	Play	Score
Chargers	K. McCardell 26 yd. pass from D. Brees (N. Kaeding kick)	0-7
Jets	A. Becht 13 yd. pass from C. Pennington (D. Brien kick)	7-7
Jets	S. Moss 47 yd. pass from C. Pennington (D. Brien kick)	14-7
Jets	D. Brien 42 yd. Field Goal	17-7
Chargers	N. Kaeding 35 yd. Field Goal	17-10
Chargers	A. Gates 1 yd. pass from D. Brees (N. Kaeding kick)	17-17
Jets	D. Brien 28 yd. Field Goal	20-17

### PASSING

Jets	Att	Cmp	Yds	TD-1	Chargers	Att	Cmp	Yds	TD-1
Pennington	33	23	279	2-0	Brees	42	31	319	2-1
Totals	33	23	279	2-0	Totals	42	31	319	2-1

### RUSHING

Jets	Att	Yds	TD	Chargers	Att	Yds	TD
Martin	18	66	0	Tomlinson	26	80	0
Jordan	7	50	0	Brees	5	17	0
Pennington	3	10	0	Neal	1	3	0
				Parker	1	0	0
Totals	28	126	0	Totals	33	100	0

### RECEIVING

Jets	Rec	Yds	TD	Chargers	Rec	Yds	TD
McCareins	8	87	0	Parker	9	93	0
Moss	4	100	1	Tomlinson	9	53	0
Martin	4	47	0	Gates	6	89	1
Jordan	3	18	0	McCardell	4	50	1
Baker	2	7	0	Peelle	3	34	0
Becht	1	13	1				
Carter	1	7	0				
Totals	23	279	2	Totals	31	319	2

### DEFENSIVE STATISTICS

**Jets:** INT: R. Tongue 1-22. **Sacks:** J. Vilma 1-5, J. Ferguson 1-6. **Leading Tackler:** J. Vilma 13.  
**Chargers:** INT: None. **Sacks:** S. Foley 1.5-4.5, S. Phillips 0.5-4.5. **Leading Tackler:** D. Edwards 15.

Qualcomm Stadium - Att. - 67,536

# 2004 AFC DIVISIONAL PLAYOFF GAME

## STEELERS 20, JETS 17 (OT)

JANUARY 15, 2005

New York Jets	0	10	7	0	0	-	17
Pittsburgh Steelers	10	0	0	7	3	-	20



at



Once again, it came down to the final seconds. Once again, the Jets battled hard against a heavily-favored opponent that conventional wisdom would dictate they had no business playing so close. And once again, the Jets placed their hopes on the right foot of kicker Doug Brien, who the week before had carried them to a victory in a playoff game and preserved their improbable postseason hopes. But this game would have a different ending. Finally undone by the opportunistic brand of football that had led

so often to success in their surprising season, the Jets fell to the Pittsburgh Steelers, 20-17, in overtime this AFC Divisional playoff game. It was a hard-fought defensive battle in which Brien missed two field-goal attempts in the final 2 minutes 2 seconds of regulation, the last as time expired.



David Barrett

### STARTING LINEUPS

#### Jets Offense

WR	McCareins
LT	Fabini
LG	Kendall
C	Mawae
RG	Moore
RT	McKenzie
TE	Becht
FL	Moss
QB	Pennington
RB	Martin
FB	Sowell

#### Jets Defense

LE	Ellis
DT	Robertson
NT	Ferguson
WE	Thomas
SLB	Brown
MLB	Vilma
WLB	Barton
CB	Abraham
CB	Barrett
S	Tongue
S	Coleman

#### Steelers Defense

LE	Smith
NT	Hoke
RE	Von Oelhoffen
LOLB	Haggans
LILB	Farrior
RILB	Foote
ROLB	Porter
CB	Williams
CB	Townsend
S	Hope
S	Polamalu

#### Steelers Offense

WR	Burress
LT	Smith
LG	Faneca
C	Hartings
RG	Vincent
RT	Ross
TE	Tuman
WR	Ward
QB	Roethlisberger
RB	Bettis
FB	Kreider

### TEAM STATISTICS

	Jets	Steelers
First Downs	17	23
Rushes-Yards	27-110	43-193
Passing yards	165	171
Pass Att-Comp-INT	33-21-1	30-17-2
Times Sacked-Yards Lost	3-17	1-10
Fumbles-Lost	0-0	1-1
Penalties-Yds. Lost	4-35	6-45

### SCORING

Team	Play	Score
Steelers	Je. Reed 45 yd. FG	0-3
Steelers	J. Bettis 3 yd. run (Je. Reed kick)	0-10
Jets	D. Brien 42 yd. FG	3-10
Jets	S. Moss 75 yd. punt return (D. Brien kick)	10-10
Jets	R. Tongue 86 yd. INT return (D. Brien kick)	17-10
Steelers	H. Ward 4 yd. pass from B. Roethlisberger (Je. Reed kick)	17-17
Steelers	Je. Reed 33 yd. FG	17-20

### PASSING

Jets	Att	Cmp	Yds	TD-1	Steelers	Att	Cmp	Yds	TD-1
C. Pennington	33	21	182	0-1	B. Roethlisberger	30	17	181	1-2
Totals	33	21	182	0-1	Totals	30	17	181	1-2

### RUSHING

Jets	Att	Yds	TD	Steelers	Att	Yds	TD
C. Martin	19	77	0	J. Bettis	27	101	1
L. Jordan	5	30	0	D. Staley	11	54	0
C. Pennington	2	3	0	B. Roethlisberger	4	30	0
J. Cochrery	1	0	0	V. Hayes	1	8	0
Totals	27	110	0	Totals	43	193	1

### RECEIVING

Jets	Rec	Yds	TD	Steelers	Rec	Yds	TD
J. McCareins	5	82	0	H. Ward	10	105	1
S. Moss	4	31	0	P. Burress	2	28	0
C. Martin	4	29	0	L. Mays	2	19	0
J. Sowell	3	11	0	J. Bettis	1	21	0
A. Becht	2	15	0	A. Randle-El	1	6	0
C. Baker	2	8	0	V. Hayes	1	2	0
L. Jordan	1	6	0				
Totals	21	182	0	Totals	17	181	1

### DEFENSIVE STATISTICS

**Jets:** INT: D. Barrett 1-24, R. Tongue 1-86t. **Sacks:** J. Ferguson 1-10. **Leading Tackler:** J. Vilma 17.

**Steelers:** INT: T. Polamalu 1-14. **Sacks:** C. Haggans 1-11, C. Hoke 1-3, A. Smith 1-3. **Leading Tackler:** W. Williams 11.

Heinz Field - Att. - 64, 915



# 2006 AFC WILD CARD PLAYOFF GAME JANUARY 7, 2007 PATRIOTS 37, JETS 16

New York Jets 3 7 3 3 - 16  
New England Patriots 7 10 6 14 - 37



at



The New England Patriots avenged their Week 10 home loss by defeating the New York Jets, 37-16, in the AFC Wild Card round.

The Patriots, behind a Corey Dillon rushing touchdown, jumped out to a 7-0 lead. A Mike Nugent field goal cut the Jets' deficit to four before the end of the first quarter.

In the second quarter, Chad Pennington connected with Jerricho Cotchery on a 77-yard touchdown pass, highlighted by Cotchery's run after the catch, to push the Jets ahead, 10-7. The play was the longest of the season for the Jets and longest in their playoff history.

The Patriots pulled ahead in the second half as Daniel Graham, Kevin Faulk and Asante Samuel scored touchdowns and

Stephen Gostkowski added three field goals. The Samuel 36-yard interception return for a TD sealed the deal, giving the Pats a 37-16 lead with 4:54 remaining. Mike Nugent added three field goals in the contest, tying a Jets record for most field goals in a playoff game.



Jerricho Cotchery

## STARTING LINEUPS

### Jets Offense

WR 87 L. Coles  
LT 60 D. Fergerson  
LG 66 P. Kendall  
C 74 N. Mangold  
RG 65 B. Moore  
RT 68 A. Clement  
TE 86 C. Baker  
WR 89 J. Cotchery  
QB 10 C. Pennington  
RB 29 L. Washington  
WR 81 J. McCareins

### Jets Defense

LE 92 S. Ellis  
DT 63 D. Robertson  
RE 99 B. Thomas  
OLB 50 E. Barton  
MLB 51 J. Vilma  
OLB 54 V. Hobson  
DB 31 H. Poteat  
LCB 21 A. Dyson  
RCB 36 D. Barrett  
S 26 E. Coleman  
S 25 K. Rhodes

### Patriots Defense

LE 94 T. Warren  
NT 75 V. Wilfork  
RE 93 R. Seymour  
OLB 59 R. Colvin  
ILB 54 T. Bruschi  
ILB 50 M. Vrabel  
OLB 95 T. Banta-Cain  
LCB 22 A. Samuel  
RCB 27 E. Hobbs  
SS 36 J. Sanders  
FS 25 A. Hawkins

### Patriots Offense

WR 87 R. Caldwell  
LT 72 M. Light  
LG 70 L. Mankins  
C 67 D. Koppen  
RG 61 S. Neal  
RT 77 N. Kaczur  
TE 82 D. Graham  
WR 80 T. Brown  
QB 12 T. Brady  
RB 28 C. Dillon  
WR 10 J. Gaffney

## TEAM STATISTICS

	Jets	Patriots
First Downs	18	26
Third Downs	3-11	11-16
Total Net Yards	347	358
Net Yards Rushing	70	158
Net Yards Passing	277	200
Pass attempts-comp-int	41-24-1	34-22-0
Times sacked-yards lost	3-22	1-12
Punts-average	3-34.3	2-37.0
Punt returns-yards	1-7	0-0
Kickoff returns-yards	6-136	5-126
Penalties-yards	4-47	7-59
Fumbles-lost	1-1	1-1
Time of possession	26:40	33:20

## SCORING

Team	Play	Score
Patriots	C. Dillon 11 yd run (S. Gostkowski kick)	0-7
Jets	M. Nugent 28 yd field goal	3-7
Jets	J. Cotchery 77 yd pass from C. Pennington (M. Nugent kick)	10-7
Patriots	S. Gostkowski 20 yd field goal	10-10
Patriots	D. Graham 1 yd pass from T. Brady (S. Gostkowski kick)	10-17
Jets	M. Nugent 21 yd field goal	13-17
Patriots	S. Gostkowski 40 yd field goal	13-20
Patriots	S. Gostkowski 28 yd field goal	13-23
Jets	M. Nugent 37 yd field goal	16-23
Patriots	K. Faulk 7 yd pass from T. Brady (S. Gostkowski kick)	16-30
Patriots	A. Samuel 37 yd INT return (S. Gostkowski kick)	16-37

## PASSING

Jets	Att	Cmp	Yds	TD-1	Patriots	Att	Cmp	Yds	TD-1
C. Pennington	40	23	300	1-1	T. Brady	34	22	212	1-0
P. Ramsey	1	1	-1	0-0					
Totals	41	24	299	1-1	Totals	34	22	212	1-0

## RUSHING

Jets	Att	Yds	Lg	TD	Patriots	Att	Yds	Lg	TD
L. Washington	11	50	19	0	L. Maroney	18	69	8	0
J. Cotchery	2	19	14	0	C. Dillon	10	53	13	1
C. Pennington	2	1	7	0	K. Faulk	6	23	9	0
C. Houston	1	0	0	0	T. Brady	2	14	12	0
					H. Evans	1	0	0	0
					V. Testaverde	1	-1	-1	0
Totals	16	70	19	0	Totals	38	158	13	1

## RECEIVING

Jets	Rec	Yds	Lg	TD	Patriots	Rec	Yds	Lg	TD
C. Baker	5	68	26	0	J. Gaffney	8	104	31	0
L. Coles	5	45	14	0	R. Caldwell	5	50	19	0
J. Cotchery	4	100	77	1	B. Watson	4	24	10	0
L. Washington	4	25	12	0	T. Brown	2	26	16	0
J. McCareins	2	31	20	0	K. Faulk	1	7	7	1
B. Askew	2	22	23	0	D. Graham	1	1	1	1
B. Smith	2	8	6	0	C. Dillon	1	0	0	0
Totals	24	299	77	1	Totals	22	212	31	2

## INDIVIDUAL DEFENSE

Jets: INT: None. Sacks: E. Barton 0.5-6, B. Thomas 0.5-6.

Leading Tacklers: E. Coleman 10.

Patriots: INT: A. Samuel 1-37.1. Sacks: T. Banta-Cain 2-14, R. Seymour 1-8. Leading Tackler: T. Bruschi 9.

Gillette Stadium - Att. - 68,756



MISCELLANEOUS



## HOFSTRA UNIVERSITY

Weeb Ewbank Hall, named in honor of the Professional Football Hall of Fame head coach who led the Jets to a Super Bowl III victory over the Baltimore Colts, has been home to Jets' players and coaches since 1974.

Located on an 8.5-acre site on the North Campus of Hofstra University in Hempstead, NY (approximately 25 miles east of Manhattan), the complex provides players, coaches and staff with the necessary components for daily practice, weekly game preparations, and overall operations.

The two-story, 54,000 square-foot Weeb Ewbank Hall houses both offices and facilities. The second floor consists of offices for the coaching, football operations, video operations, pro scouting, college scouting and community relations staffs. The upstairs portion of the building also houses an 85-seat auditorium, offensive and defensive meeting rooms, as well as classrooms used for positional group meetings.

The ground floor contains a spacious dressing room filled with 70 permanent lockers, public relations offices, a media workroom, a reception area, ticket operations, equipment operations, a modern weight-training room, a

newly designed training room, mail operations and a players' lounge.

The complex has undergone several renovations throughout its 33-year existence, most recently the expansion of the training/treatment areas used by the medical training staff and the installation of FieldTurf, a state-of-the-art synthetic grass field used both indoors and outdoors.

In 1997, the complex's football operations were completely overhauled when a polymer Teflon air support structure was installed over a 60-yard field. "The Bubble" provides the team with a year-round, weather-controlled, fully-lighted facility in which to practice. In addition, the team has access to five outdoor practice fields, including one with an AstroTurf field surface. All five fields, feature state-of-the-art drainage and watering facility capabilities.

### FRANCHISE TRAINING CAMP LOCATIONS

1960 - University of New Hampshire, Durham, NH

1961 - Bear Mountain, NY

1962 - East Stroudsburg State College, Stroudsburg, PA

1963 - Peekskill, NY

1968 - Hofstra University, Hempstead, NY





## HOW TO GET HERE:

### BY CAR

**From New York City:** From the Queens Midtown Tunnel, continue on the Long Island Expressway (I-495) East to exit 38, Northern State Parkway East, to the Meadowbrook Parkway South (exit 31A)...Stay on the Meadowbrook Parkway until Exit M4 (sign reads "Hempstead" and "Coliseum")...Follow "From All Points," below.

**From John F. Kennedy Airport:** Take the Belt Parkway East to Exit 25A (Southern State Parkway East)...Take that to Exit 22N (Meadowbrook Parkway North)...Stay on the Meadowbrook Parkway until Exit M4...Follow "From All Points," below.

**From LaGuardia Airport:** Take the Grand Central Parkway East...This will become the Northern State Parkway East...Follow this to Exit 31A (Meadowbrook Parkway South)...Take the Meadowbrook Parkway to Exit M4 (sign reads "Hempstead" and "Coliseum")...Follow "From All Points," below.

**From southern New Jersey, southeast Pennsylvania, Maryland, Washington, D.C., and Virginia:** Take N.J. Turnpike to Exit 13...Follow Route 278 to Verrazano-Narrows Bridge...Take left exit off bridge onto the Belt Parkway East...Take that to Exit 25A (Southern State Parkway East - the Belt Parkway splits, stay left)...Take that to Exit 22N (Meadowbrook Parkway North)...Stay on the Meadowbrook Parkway until Exit M4 (sign reads "Hempstead" and "Coliseum")...Follow "From All Points," below.

**From northwestern New Jersey, northern Pennsylvania, and the Middle States:** Take either Interstate 78, Interstate 80, US Route 22, New Jersey Route 4, or New Jersey Route 17 to the George Washington Bridge...Proceed over the bridge to the Cross Bronx Expressway onto the Throgs Neck Bridge...Take Cross Island Parkway (first exit over the bridge on right) to the Grand Central Parkway East (Exit 29, exit forks - stay left)...Grand Central Parkway will become the Northern State Parkway East, follow to Exit 31A (Meadowbrook Parkway South)...Take the Meadowbrook Parkway to Exit M4 (sign reads "Hempstead" and "Coliseum")...Follow "From All Points," below.

**From Upstate New York:** Take New York Thruway over the Tappan Zee Bridge to Cross Westchester Expressway (Interstate 287)...Stay on the Expressway to the New England Thruway...Proceed south on the Thruway to Throgs Neck Bridge...Take Cross Island Parkway (first exit over the bridge on right) to the Grand Central Parkway East (Exit 29, exit forks - stay left)...Grand Central Parkway will become the Northern State Parkway East, follow to Exit 31A (Meadowbrook Parkway South)...Take the Meadowbrook Parkway to Exit M4 (sign reads "Hempstead" and "Coliseum")...Follow "From All Points," below.

**From New England:** Proceed south to New England Thruway (Interstate 95) and take this to the Throgs Neck Bridge...Take Cross Island Parkway (first exit over the bridge on right) to the Grand Central Parkway East (Exit 29, exit forks - stay left)...Grand Central Parkway will become the Northern State Parkway East, follow to Exit 31A (Meadowbrook Parkway South)...Take the Meadowbrook Parkway to Exit M4 (sign reads "Hempstead" and "Coliseum")...Follow "From All Points," below.

**From All Points:** From Exit M4 of the Meadowbrook Parkway you will be on Route 24 West (Hempstead Turnpike)...Stay on 24W for about one mile...Pass Nassau Coliseum...Turn right onto Earle Ovington Blvd...First left into Hofstra campus...Parking lot will be on your left.

Once parked, follow the walkway between the tennis courts and Hofstra Physical Fitness Center, it will lead you to a green door (through a gate) which leads to the media room.

### BY RAIL FROM NEW YORK CITY

The Long Island Rail Road provides regular commuter service from Penn Station in New York City to the Hempstead station, which is less than two miles from Hofstra's campus...Penn Station is located at 34th Street and 8th Avenue, below Madison Square Garden. Take the LIRR East on the Hempstead Branch to the final stop "Hempstead." Depending on the day and time, a complimentary blue Hofstra bus may be waiting at the station to take visitors and students to the Hofstra campus. The bus makes several stops on campus. Otherwise, just take a taxi for a short five-minute trip to the Hofstra campus.





## MEADOWLANDS GAMEDAY INFO

**Address:** Giants Stadium, East Rutherford, NJ 07073. The complex is bounded by Rt. 20 and the NJ Turnpike on the East, Rt. 3 on the South, Berry's Creek and Rt. 17 on the West and Paterson Plank Rd. on the North.

**Will Call:** Gate D, open 3 hours before kickoff for regular-season games and 4 hours prior to any playoff game.

**Press Box Location:** Enter Gate D. Press Box—Level 9 (Working press, Scouts, PR, Coaches, Radio, PA and Scoreboard), Level 5 (Network TV, NFL Films).

### GAMEDAY DETAILS

The Jets' public relations staff is located in the West press box in the second row, seats 34-36. The visiting PR staff can be found in the East press box second row seats 37-38.

### CREDENTIALS

To request credentials, please contact the Jets' PR department at (516) 560-8157 for information on how to access the online credentialing system at [www.newyorkjets.com/media](http://www.newyorkjets.com/media). The deadline for requests is noon on Tuesday prior to each home game.

### TELEPHONE SERVICE

The Jets provide five complimentary telephones (credit card or collect calls only) in the visitor's area of the press box. To request a private telephone at your seat, make prior arrangements with the NJ Sports & Exposition Authority: **Sylvester Servance** ([sservance@njsea.com](mailto:sservance@njsea.com)) at (201) 460-4262. Fax number (201) 935-7646.

### TRANSPORTATION AND HOTELS

**Taxi:** If you require a taxi after the game, reservations may be made by calling Meadowlands Yellow Cab at (201) 438-0916.

**Hotels:** Marriott Glenpointe (201) 836-0600, Sheraton/Meadowlands (201) 896-0500, Crowne Plaza (201) 348-6900, Holiday Inn Secaucus (201) 348-2000, Hilton Hasbrouck Heights/Meadowlands (201) 288-6100.

### DIRECTIONS TO MEADOWLANDS

**From LGA:** Take Grand Central Parkway West to Triboro Bridge and follow the signs to George Washington Bridge. From the George Washington Bridge, follow I-95 to the NJ Turnpike. Take NJTP western spur to the Sports Complex exit.

**From JFK:** Take Van Wyck Expressway to the Long Island Expressway (495-West) to New York City's Midtown Tunnel. Cross 34th St. following directions to the Lincoln Tunnel. Take the Lincoln Tunnel, then travel approximately four miles to Rt. 3 West to the Sports Complex. Follow signs for the stadium.

**From Newark Airport:** Take NJ Turnpike north to Exit 16W and follow signs to the Sports Complex.

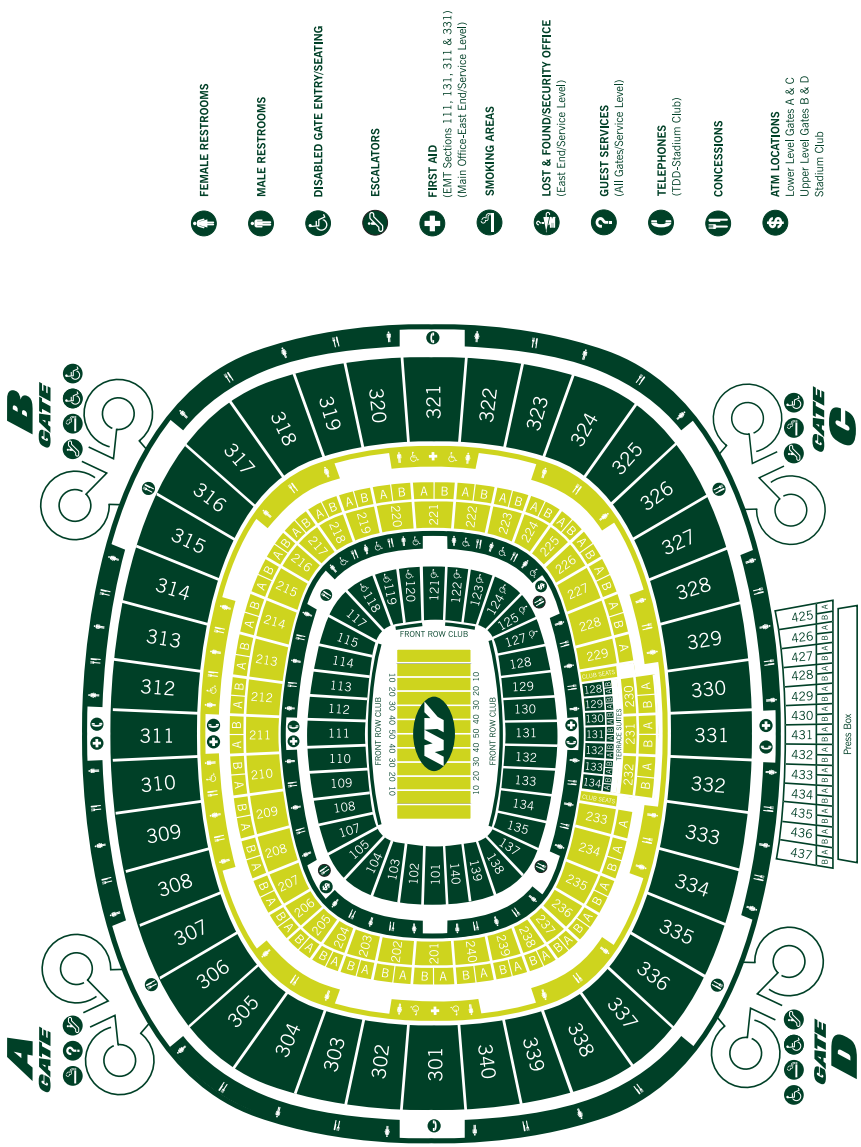
**From Port Authority:** Load-and-go bus service for all games from 41st St. bus terminal in Manhattan.

### WALKING DIRECTIONS FROM PRESS BOX TO MEDIA PARKING LOTS 9 & 11

Take Press Box elevator to Service Level. Walk past Jets and visitors' locker rooms to the West End Zone Tunnel. Exit left to parking lots.







# THE MEADOWLANDS

## UNIFORM HISTORY

IMAGES & TEXT COURTESY OF MAPLE LEAF PRODUCTIONS



<<1960: The 1960 home jersey showcases the original 'Titans' color scheme of navy blue & gold. Notice the lack of any sleeve striping and the lack of any logo or identification on the team's helmet.



>>1963: A conversion from navy blue & gold to the beloved green & white. Things to notice: Unique shoulder and sleeve striping; the number schematic on the jersey's sleeves; the unusual point or 'serif' of the uniform number '4'; and the helmet's 'jet' logo.




<<1965: This 1965 home uniform featured a new helmet logo. The jet was removed, and in its place, a football outline, containing the word 'Jets' and the initials 'NY'. This same logo will be dropped in the early 1970's and then make a comeback in the late 1990's.



>>1968: This 1968 road jersey showcases a few minor modifications from earlier years, including a different sleeve stripe configuration and a green belt.




**<<1978:** On this road uniform, the team's logo has been radically altered - consisting of the word 'Jets' in a sleek, modern font. What looks to be a supersonic-type jet is stationed just above the letters, branching off the 'J'. Then the sleeve striping has been simplified to two thick horizontal stripes. Finally, large numbers have been added to the shoulders, and the collar has been changed from white to green.




**>>1986:** This 1986 Jets' home uniform features a white collar and thick, green single stripe down the pant legs.



**<<1990:** Features the addition of thin, black outlines surrounding the jersey's stripes and numbers. This trim can also be seen sandwiching the thick, white stripe on the side of the pants. Also note the arrival of green pants, almost shiny in appearance. The Jets' pants have had a zippered front for the past decade, but now they've returned to a laced front.

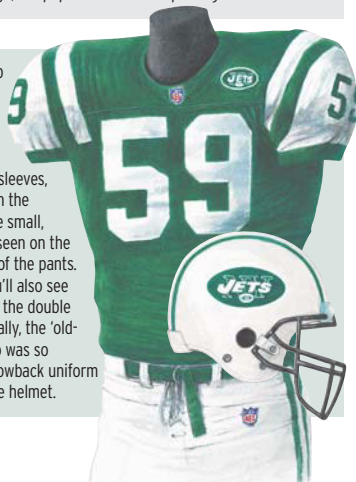


**>>1993:** This 1993 home uniform largely mirrors the road '90 uniform - right down to the thin, black trim surrounding the numbers & stripes. Look carefully and you'll see a small NFL shield on both the jersey's neckline and the left thigh of the pants. If you look closely at almost all NFL uniforms worn from 1991 on, you'll note this same small NFL shield patch on the jersey's neckline. Most NFL uniforms added the NFL logo patch to the neck, and to the upper left thigh of the pants, beginning in 1991. On the left shoulder of this 1993 jersey is a patch commemorating the 25th anniversary of Super Bowl III. The patch says 'Twenty Fifth Anniversary' at the top, 'Super Bowl III Champions' at the bottom, with '1969' & '1993' sandwiching the Jets' logo of the mid-late 60's.



**<<1994:** The 1994 season marked the NFL's 75th anniversary. To help celebrate this milestone, most teams wore special 'throwback' sweaters commissioned by the NFL (note the diamond patch on the left shoulder signifying this occasion). The 1994 Jets' home uniform pictured here honors the uniform as worn by the Super Bowl Champs in 1968. Notice also the fact that the 1994 helmet featured the mid-late 60's helmet logo, the popular football-shaped logo.

**>>1998:** The 1998 Jets opted to keep the 'retro' style of their late 1960's/early 1970's uniforms - first showcased by the 1994 'throwback' jersey. Note the unusual horizontal and vertical striping format on the sleeves, as well as the old-style Jets' logo on the upper left breast/shoulder area. The small, now traditional NFL shields can be seen on the jersey's neckline and the left thigh of the pants. Look carefully at the pants, and you'll also see that the Jets have reverted back to the double stripe style - used in the 1960's. Finally, the 'old-school' football-shaped helmet logo was so popular among fans in the 1994 throwback uniform that it has been reintroduced on the helmet.



**<<2000:** As the Jets enter the new millennium, the organization has melded design elements from both modern and past uniforms. This 2000 uniform still features the 'retro' style of Jets' uniforms from the 1960's - including the helmet logo, and unusual sleeve striping. Look closely and you'll see the thin, black trim surrounding the jersey's sleeve numbers - an element introduced in the 1990's.

**>>2003:** The Jets continued to wear the "retro" style uniform that first resurfaced in 1994, a look that is reminiscent of the Super Bowl champion Jets of the late 1960's. This white-on-green home jersey features a green torso with white detailing on the shoulders and white short sleeves with green cuffs. There are large white numerals on the front and back and small white "TV" numbers on the sleeves, below the shoulder. The jersey has a NY Jets' logo patch on the left shoulder. Note that the pants are white with green striping down the side. The pants have a lace-up fly and are fastened at the waist with a green belt that features the Jets logo on top of the buckle.





## JETS MEDIA PARTNERS



### JETS 24/7 WITH ERIC MANGINI

This 30-minute program features behind-the-scenes, reality-based programming as cameras and microphones follow Coach Mangini and the Jets prior to each game. The show airs on WCBS-TV on Sundays at 11:30 a.m.

### GENERATION JETS

The two-time Emmy award winning Generation Jets, the Jets animated children's show, is back for its fifth season! Generation Jets airs every Saturday in season at 1 p.m. on WCBS-2.



### JETS POST GAME LIVE

The official Jets post game TV show following every Jets game. This studio-based show is the source for in-depth analysis, player reactions and expert opinion immediately after every Jets game. With Steve Overmyer on-site and hosts Brian Custer, Ray Lucas and Adam Schein covering every angle, SportsNet New York redefines wall-to-wall locker room coverage.

### JETS EXTRA POINT

On Tuesdays at 6:30 p.m., watch this studio-based show, expanded to 60-minutes in 2007, hosted by Brian Custer. Join former Jets QB Ray Lucas, former Jets LB Greg Buttle and SNY's NFL insider Adam Schein as they provide detailed analysis of the Jets and their opponents, break down player match-ups and deliver their keys to the game.

### JETS OPEN MIC

Exclusive live "start-to-finish" coverage of coach Eric Mangini's press conferences each Monday and Wednesday from Jets Training Camp at Hofstra University. Each Jets Open Mic is a 30-minute telecast throughout the NFL season.

### 1ST & GOAL W/ MIKE TANNENBAUM

Thursdays at 6:30 p.m. Jets General Manager Mike Tannenbaum pays a visit to SNY's studio to review and preview every Jets' game. Mike shares insight into the Jets match-ups with host Steve Overmyer and answers questions from fans during this 30-minute program.



Tune into the official radio station of the New York Jets 1050 AM ESPN Radio for weekly interviews with your favorite players and Head Coach Eric Mangini. During the season listen to the games simulcast on 1050 AM ESPN Radio, 77 WABC and on 1280 WADO.

### JETS COUNTDOWN TO KICKOFF

Listen to the pre-game show live for two hours leading up to kickoff before every Jets game hosted by Greg Buttle and Don La Greca.

### THE FIFTH QUARTER

Greg Buttle and Don La Greca recap the game live for two hours on 1050 AM ESPN Radio.

### THE MANGINI REPORT

Live updates with Coach Mangini each week of the season.

### JETS NATION

The sun never sets on Jets Nation! When the season ends, Jets Nation, hosted by Brian Custer and featuring Greg Buttle and Ray Lucas, takes off, with a weekly studio-based series designed to give fans an inside look at Jets players, coaches and team personnel. Fans will be able to keep abreast of changes and watch as the Jets gear up for the upcoming season.

### JETS NATION- SPECIAL EDITIONS:

#### JETS NATION- DRAFT DAY

SNY's all-access coverage of the Jets draft features interviews with Head Coach Eric Mangini and GM Mike Tannenbaum, as well as player profiles, in-depth analysis and debate on the Jets draft needs and interviews with Jets' draft picks. SNY reports on the Jets' draft from both SNY's street level studio located directly across the street from Radio City Music Hall where the NFL Draft takes place and from outside the Jets' draft room at Hofstra University.

#### INSIDE JETS CAMP

SNY takes fans inside Jets training camp as the team gears up for the season. This weekly live one-hour show will provide a glimpse into what goes on in camp - the drills, conditioning, scrimmages, and more.

#### JETS PRE-SEASON GAMES

As the exclusive year-round home of the New York Jets, SNY will televise re-airs of the Jets preseason games vs. Atlanta and Philadelphia. Ian Eagle and Greg Buttle bring you all the action for some of New York's highest-rated August programming.



## **JETS RADIO NETWORK**



### **BOB WISCHUSEN**

**NEW YORK JETS RADIO NETWORK - PLAY-BY-PLAY**

Bob Wischusen enters his sixth season as the play-by-play voice of the New York Jets, joining Marty Lyons in the booth for the 2002 season. Wischusen began covering the Jets in 1996 as a reporter for WFAN, and from 1997-2001 hosted pre-game and post-game shows for the Jets radio network.

Over the last seven years, Wischusen has proven to be one of the most versatile television and radio voices in the market. He has called play-by-play for New York Rangers hockey, New York Knicks and New York Liberty basketball as well as appearing on Fox Sports New York's New York Sports Report and MSG Network's SportsDesk. For the last three

years, Wischusen has called college football and college basketball on television for ESPN.

Wischusen's credits also include sideline reporting for NBC on Notre Dame football and NBA basketball telecasts.

Raised in Scotch Plains, NJ and a 1993 graduate of Boston College, Wischusen began his professional career at WOAM in Miami. In 1996, he moved to New York and joined WFAN, where he started hosting talk shows and anchoring while also covering the Jets.

Wischusen currently resides in New Jersey with his wife Julie, daughter Katrina (6) and sons Charlie (3) and Jimmy (1).



### **MARTY LYONS**

**NEW YORK JETS RADIO NETWORK - ANALYST**

A founding member of the "New York Sack Exchange," Marty Lyons enters his sixth season as the Jets' radio analyst.

Lyons was the first round draft pick of the New York Jets in the 1979 NFL Draft out of the University of Alabama after playing for Paul "Bear" Bryant.

Together with teammates Mark Gastineau, Joe Klecko and Abdul Salaam, Lyons helped lead the 1981 Jets to a franchise-record 66 sacks, and the team's first playoff appearance since 1969. The "New York Sack Exchange" led the NFL in sacks for three of four seasons (1981, 1983, 1984).

Lyons finished his NFL career with 43 sacks over 11 seasons for the Jets (1979-89), playing in 147 games, a record for a Jets' defensive lineman.

While a formidable force on the field, Lyons has made significant contributions off the field as well with his extensive charitable work. For his commitment to the community, he was named NFL Man of the Year in 1984. Lyons is the founder and chairman of the Marty Lyons Foundation, which attempts to fulfill special wishes to children diagnosed with terminal or chronic life-threatening illnesses. As a tribute to his longstanding charitable commitment, the New York Jets annually present the Marty Lyons Award to the player who gives the most back to his community as selected by the Jets staff. Lyons was the first recipient of this award in 1990.

He and his wife, Christine, currently reside in Smithtown, N.Y. Marty has four children - Rocky, Jesse, Megan and Luke.



## **LARRY HARDESTY**

**NEW YORK JETS RADIO NETWORK - SIDELINE REPORTER**

Larry Hardesty begins his third season as sideline reporter on NY Jets broadcasts during home games as well as a contributor on the pre- and post-game shows.

Hardesty has been a versatile broadcast journalist for 25 years in the tri-state area and a member of the 1050 ESPN Radio family since 2001. Hardesty is also reporter/anchor for News 12 NJ Sports, has written numerous articles for newspapers and internet sites.

Hardesty began his broadcast career at 1190-AM WLJB as a

sports producer in 1982 and in 1989 he was named Sports Director of 107.5 WBLS-FM/WLIB-AM, flagship stations of the InnerCity Broadcasting Corporation. In 1999 former Hardesty and former Jets running back Billy Taylor, hosted a three-hour afternoon drive talk show.

Hardesty attended CCNY and was inducted into the University's Journalism Hall of Fame in 2005. Hardesty has one son, Shomari, 22, and resides in Ridgefield Park, N.J.



## **GREG BUTTLE**

**NEW YORK JETS RADIO NETWORK - CO-HOST**

Greg Buttle is in his sixth season as the co-host of New York Jets Countdown to Kickoff (pre-game) and the 5th Quarter (post-game) on the Jets' broadcasts on 1050 ESPN Radio.

One of the best linebackers in Jets' history, Buttle finished his nine-year career with 15 interceptions and 976 tackles. Originally selected by the Jets in the third round from Penn State where he played for the legendary Joe Paterno, the Linwood, NJ native went to make virtually every all-rookie team, as he led the Jets in tackles in 1976. As a rookie, he uttered the memorable line, "they pay me to practice. Sundays I play for free."

Buttle, who was named first-team All-Pro by Sports

Illustrated after the 1979 season, scored two touchdowns in his career, both vs. the Patriots. One came on a 23-yard fumble return in his rookie season in 1976 and the other on a 44-yard interception return in 1977.

Off the field, Buttle is an accomplished entrepreneur, with business ventures ranging from restaurants/catering to health clubs and parking lots located in close proximity to all of New York's major airports.

Buttle, who was born in Atlantic City, was an all-state performer in football at Mainland (N.J.) High School. He and his wife, Rita reside on Long Island and have three children: daughters Christina and Alegra and a son Gregory.



## **DON LA GRECA**

**NEW YORK JETS RADIO NETWORK - CO-HOST**

Don La Greca is in his sixth season as the co-host of New York Jets Countdown to Kickoff (pre-game) and the 5th Quarter (post-game) on the Jets' broadcasts on 1050 ESPN Radio. La Greca, a veteran of the sports radio industry for the past decade, is a key component of 1050 ESPN Radio. He got started in sports radio at Sports Phone, where he updated scores while covering New York sports.

La Greca has been a sports anchor at 1010 WINS, a talk show

host at eYada.com, an update anchor at WFAN, where he covered the Jets in 2000 before joining 1050 ESPN Radio from its start. He was the very first voice of 1050 ESPN Radio on September 3, 2001. Don can be heard doing New York SportsCenter updates as part of the Michael Kay Show daily from 4-7 pm on 1050 ESPN Radio. He also hosts Rangers' pre- and post-game show on 1050 ESPN Radio and NHL Live on Sirius Satellite Radio.

La Greca graduated from Ramapo College in Mahwah, N.J.

## JETS SPANISH RADIO



### CLEMSON SMITH MUÑIZ

#### LOS JETS EN ESPAÑOL

Clemson Smith Muñiz, who starts his eighth season as the voice of *"los Jets en español"*, is a New York City broadcast pioneer. He called the first Jets game in Spanish in 1999 as the analyst before taking over the play-by-play role the following year. He also is the first play-by-play announcer for *"Army en español"* (2005-present), *"los Knicks en español"* (1994-present) and *"St. John's en español"* (1994-97). In addition, Smith Muñiz is one of the lead play-by-play announcers of MNF on Univisión Radio and will begin his sixth year working on the NFL's Spanish-language broadcasts. He also called Super Bowl XLI in Miami.

Smith Muñiz is president of Smith Muñiz Productions; a Spanish-language sports broadcast and production company that helps teams, leagues, networks and publishers reach the growing Hispanic market. Beside the Jets and the other local teams, SMP's clients include HBO (*Real Sports* and *Inside the NFL*) and Major League Baseball.

Smith Muñiz, 49, grew up in Río Piedras, Puerto Rico. A graduate of the University of Pennsylvania, he played wide receiver and tight end while lettering four times in Sprint football. He lives in Garrison, N.Y.

## JETS TV



### KAREN KEYES

#### JETS TV HOST - NEWYORKJETS.COM

Keyes begins her fifth season with the Jets, serving as the host of Jets TV, the multimedia home for the New York Jets on [www.newyorkjets.com](http://www.newyorkjets.com) for the last two years. Keyes has also worked as a reporter for Jets Journal on MSG and worked on Jets game day broadcasts on ESPN Radio.

Keyes, a 1991 graduate of the University of Notre Dame with a degree in American Studies, was a standout basketball player for the Fighting Irish.

She was team captain her senior season, graduating as the leading scorer in Notre Dame women's basketball history and was a Kodak WBCA District All-American in 1991.

She scored 1,590 points in her career, still sixth all-time, and has the greatest single game shooting performance in school history, making all 12 field goal attempts in a 1989 victory at St. Louis.

After playing professionally in Switzerland, Keyes coached at Manhattan College, Notre Dame, when she earned a Masters Degree in 1995, and Fordham before turning to broadcasting. Keyes has also been a radio analyst for the WNBA's New York Liberty.

Keyes, and her husband, Kevin, reside in New Jersey, with their twin girls Katie and Cassie and their son John.



## 2007 NFL SCHEDULE (All Times ET)

### Thursday, September 6 (Week One)

New Orleans Saints at Indianapolis Colts 8:30p

### Sunday, September 9

Denver Broncos at Buffalo Bills 1:00p  
Pittsburgh Steelers at Cleveland Browns 1:00p  
Philadelphia Eagles at Green Bay Packers 1:00p  
Kansas City Chiefs at Houston Texans 1:00p  
Tennessee Titans at Jacksonville Jaguars 1:00p  
Atlanta Falcons at Minnesota Vikings 1:00p  
New England Patriots at New York Jets 1:00p  
Carolina Panthers at St. Louis Rams 1:00p  
Miami Dolphins at Washington Redskins 1:00p  
Detroit Lions at Oakland Raiders 4:15p  
Chicago Bears at San Diego Chargers 4:15p  
Tampa Bay Buccaneers at Seattle Seahawks 4:15p  
New York Giants at Dallas Cowboys 8:15p

### Monday, September 10

Baltimore Ravens at Cincinnati Bengals 7:00p  
Arizona Cardinals at San Francisco 49ers 10:15p

### Sunday, September 16 (Week Two)

Houston Texans at Carolina Panthers 1:00p  
Cincinnati Bengals at Cleveland Browns 1:00p  
Atlanta Falcons at Jacksonville Jaguars 1:00p  
Green Bay Packers at New York Giants 1:00p  
Buffalo Bills at Pittsburgh Steelers 1:00p  
San Francisco 49ers at St. Louis Rams 1:00p  
New Orleans Saints at Tampa Bay Buccaneers 1:00p  
Indianapolis Colts at Tennessee Titans 1:00p  
Seattle Seahawks at Arizona Cardinals 4:05p  
Minnesota Vikings at Detroit Lions 4:05p  
Dallas Cowboys at Miami Dolphins 4:05p  
New York Jets at Baltimore Ravens 4:15p  
Kansas City Chiefs at Chicago Bears 4:15p  
Oakland Raiders at Denver Broncos 4:15p  
San Diego Chargers at New England Patriots 8:15p

### Monday, September 17

Washington Redskins at Philadelphia Eagles 8:30p

### Sunday, September 23 (Week Three)

Arizona Cardinals at Baltimore Ravens 1:00p  
San Diego Chargers at Green Bay Packers 1:00p  
Indianapolis Colts at Houston Texans 1:00p  
Minnesota Vikings at Kansas City Chiefs 1:00p  
Buffalo Bills at New England Patriots 1:00p  
Miami Dolphins at New York Jets 1:00p  
Detroit Lions at Philadelphia Eagles 1:00p  
San Francisco 49ers at Pittsburgh Steelers 1:00p  
St. Louis Rams at Tampa Bay Buccaneers 1:00p  
Jacksonville Jaguars at Denver Broncos 4:05p  
Cleveland Browns at Oakland Raiders 4:05p  
Cincinnati Bengals at Seattle Seahawks 4:05p  
Carolina Panthers at Atlanta Falcons 4:15p  
New York Giants at Washington Redskins 4:15p  
Dallas Cowboys at Chicago Bears 8:15p

### Monday, September 24

Tennessee Titans at New Orleans Saints 8:30p

### Sunday, September 30 (Week Four)

(Byes: Jacksonville, New Orleans, Tennessee, Washington)  
Houston Texans at Atlanta Falcons 1:00p  
New York Jets at Buffalo Bills 1:00p  
Baltimore Ravens at Cleveland Browns 1:00p  
St. Louis Rams at Dallas Cowboys 1:00p  
Chicago Bears at Detroit Lions 1:00p  
Oakland Raiders at Miami Dolphins 1:00p  
Green Bay Packers at Minnesota Vikings 1:00p  
Tampa Bay Buccaneers at Carolina Panthers 4:05p  
Seattle Seahawks at San Francisco 49ers 4:05p  
Pittsburgh Steelers at Arizona Cardinals 4:15p  
Denver Broncos at Indianapolis Colts 4:15p  
Kansas City Chiefs at San Diego Chargers 4:15p  
Philadelphia Eagles at New York Giants 8:15p

### Monday, October 1

New England Patriots at Cincinnati Bengals 8:30p

### Sunday, October 7 (Week Five)

(Byes: Cincinnati, Minnesota, Oakland, Philadelphia)  
Miami Dolphins at Houston Texans 1:00p  
Jacksonville Jaguars at Kansas City Chiefs 1:00p  
Cleveland Browns at New England Patriots 1:00p  
Carolina Panthers at New Orleans Saints 1:00p  
New York Jets at New York Giants 1:00p  
Seattle Seahawks at Pittsburgh Steelers 1:00p  
Arizona Cardinals at St. Louis Rams 1:00p  
Atlanta Falcons at Tennessee Titans 1:00p  
Detroit Lions at Washington Redskins 1:00p  
Tampa Bay Buccaneers at Indianapolis Colts 4:05p  
San Diego Chargers at Denver Broncos 4:15p  
Baltimore Ravens at San Francisco 49ers 4:15p  
Chicago Bears at Green Bay Packers 8:15p

### Monday, October 8

Dallas Cowboys at Buffalo Bills 8:30p

### Sunday, October 14 (Week Six)

(Byes: Buffalo, Denver, Detroit, Indianapolis, Pittsburgh, San Francisco)  
St. Louis Rams at Baltimore Ravens 1:00p  
Minnesota Vikings at Chicago Bears 1:00p  
Miami Dolphins at Cleveland Browns 1:00p  
Washington Redskins at Green Bay Packers 1:00p  
Houston Texans at Jacksonville Jaguars 1:00p  
Cincinnati Bengals at Kansas City Chiefs 1:00p  
Philadelphia Eagles at New York Jets 1:00p  
Tennessee Titans at Tampa Bay Buccaneers 1:00p  
Carolina Panthers at Arizona Cardinals 4:05p  
New England Patriots at Dallas Cowboys 4:15p  
Oakland Raiders at San Diego Chargers 4:15p  
New Orleans Saints at Seattle Seahawks 8:15p

### Monday, October 15

New York Giants at Atlanta Falcons 8:30p

### Sunday, October 21 (Week Seven)

(Byes: Carolina, Cleveland, Green Bay, San Diego)  
Baltimore Ravens at Buffalo Bills 1:00p  
Minnesota Vikings at Dallas Cowboys 1:00p  
Tampa Bay Buccaneers at Detroit Lions 1:00p  
Tennessee Titans at Houston Texans 1:00p  
New England Patriots at Miami Dolphins 1:00p  
San Francisco 49ers at New York Giants 1:00p  
Atlanta Falcons at New Orleans Saints 1:00p  
Arizona Cardinals at Washington Redskins 1:00p  
New York Jets at Cincinnati Bengals 4:05p  
Kansas City Chiefs at Oakland Raiders 4:05p  
Chicago Bears at Philadelphia Eagles 4:15p  
St. Louis Rams at Seattle Seahawks 4:15p  
Pittsburgh Steelers at Denver Broncos 8:15p

### Monday, October 22

Indianapolis Colts at Jacksonville Jaguars 1:00p

### Sunday, October 28 (Week Eight)

(Byes: Arizona, Atlanta, Baltimore, Dallas, Kansas City, Seattle)  
Indianapolis Colts at Carolina Panthers 1:00p  
Detroit Lions at Chicago Bears 1:00p  
Pittsburgh Steelers at Cincinnati Bengals 1:00p  
New York Jets at Miami Dolphins (London) 1:00p  
Philadelphia Eagles at Minnesota Vikings 1:00p  
Cleveland Browns at St. Louis Rams 1:00p  
Oakland Raiders at Tennessee Titans 4:05p  
Buffalo Bills at New York Jets 4:05p  
Houston Texans at San Diego Chargers 4:05p  
Jacksonville Jaguars at Tampa Bay Buccaneers 4:05p  
Washington Redskins at New England Patriots 4:15p  
New Orleans Saints at San Francisco 49ers 4:15p

### Monday, October 29

Green Bay Packers at Denver Broncos 8:30p

### Sunday, November 4 (Week Nine)

(Byes: Chicago, Miami, New York Giants, St. Louis)  
San Francisco 49ers at Atlanta Falcons 1:00p  
Cincinnati Bengals at Buffalo Bills 1:00p  
Denver Broncos at Detroit Lions 1:00p  
Green Bay Packers at Kansas City Chiefs 1:00p  
San Diego Chargers at Minnesota Vikings 1:00p  
Washington Redskins at New York Jets 1:00p  
Jacksonville Jaguars at New Orleans Saints 1:00p  
Arizona Cardinals at Tampa Bay Buccaneers 1:00p  
Carolina Panthers at Tennessee Titans 1:00p  
Seattle Seahawks at Cleveland Browns 4:05p  
New England Patriots at Indianapolis Colts 4:15p  
Houston Texans at Oakland Raiders 4:15p  
Dallas Cowboys at Philadelphia Eagles 8:15p

### Monday, November 5

Baltimore Ravens at Pittsburgh Steelers 8:30p

# 2007 NFL SCHEDULE (All Times ET)

## Sunday, November 11 (Week 10)

(Byes: Houston, New England, New York Jets, Tampa Bay)  
 Atlanta Falcons at Carolina Panthers 1:00p  
 Minnesota Vikings at Green Bay Packers 1:00p  
 Denver Broncos at Kansas City Chiefs 1:00p  
 Buffalo Bills at Miami Dolphins 1:00p  
 St. Louis Rams at New Orleans Saints 1:00p  
 Cleveland Browns at Pittsburgh Steelers 1:00p  
 Jacksonville Jaguars at Tennessee Titans 1:00p  
 Philadelphia Eagles at Washington Redskins 1:00p  
 Cincinnati Bengals at Baltimore Ravens 4:05p  
 Detroit Lions at Arizona Cardinals 4:15p  
 Dallas Cowboys at New York Giants 4:15p  
 Chicago Bears at Oakland Raiders 4:15p  
 Indianapolis Colts at San Diego Chargers 8:15p

## Monday, November 12

San Francisco 49ers at Seattle Seahawks 8:30p

## Sunday, November 18 (Week 11)

Tampa Bay Buccaneers at Atlanta Falcons 1:00p  
 Cleveland Browns at Baltimore Ravens 1:00p  
 New England Patriots at Buffalo Bills 1:00p  
 Arizona Cardinals at Cincinnati Bengals 1:00p  
 Washington Redskins at Dallas Cowboys 1:00p  
 Carolina Panthers at Green Bay Packers 1:00p  
 New Orleans Saints at Houston Texans 1:00p  
 Kansas City Chiefs at Indianapolis Colts 1:00p  
 San Diego Chargers at Jacksonville Jaguars 1:00p  
 Oakland Raiders at Minnesota Vikings 1:00p  
 Pittsburgh Steelers at New York Jets 1:00p  
 Miami Dolphins at Philadelphia Eagles 1:00p  
 New York Giants at Detroit Lions 4:15p  
 St. Louis Rams at San Francisco 49ers 4:15p  
 Chicago Bears at Seattle Seahawks \* 8:15p

## Monday, November 19

Tennessee Titans at Denver Broncos 8:30p

## Thursday, November 22 (Week 12)

Green Bay Packers at Detroit Lions 12:30p  
 New York Jets at Dallas Cowboys 4:15p  
 Indianapolis Colts at Atlanta Falcons 8:15p

## Sunday, November 25

New Orleans Saints at Carolina Panthers 1:00p  
 Denver Broncos at Chicago Bears 1:00p  
 Tennessee Titans at Cincinnati Bengals 1:00p  
 Houston Texans at Cleveland Browns 1:00p  
 Buffalo Bills at Jacksonville Jaguars 1:00p  
 Oakland Raiders at Kansas City Chiefs 1:00p  
 Minnesota Vikings at New York Giants 1:00p  
 Seattle Seahawks at St. Louis Rams 1:00p  
 Washington Redskins at Tampa Bay Buccaneers 1:00p  
 San Francisco 49ers at Arizona Cardinals 4:05p  
 Baltimore Ravens at San Diego Chargers 4:15p  
 Philadelphia Eagles at New England Patriots \* 8:15p

## Monday, November 26

Miami Dolphins at Pittsburgh Steelers 8:30p

## Thursday, November 29 (Week 13)

Green Bay Packers at Dallas Cowboys 8:15p

## Sunday, December 2

San Francisco 49ers at Carolina Panthers 1:00p  
 Jacksonville Jaguars at Indianapolis Colts 1:00p  
 San Diego Chargers at Kansas City Chiefs 1:00p  
 New York Jets at Miami Dolphins 1:00p  
 Detroit Lions at Minnesota Vikings 1:00p  
 Tampa Bay Buccaneers at New Orleans Saints 1:00p  
 Seattle Seahawks at Philadelphia Eagles 1:00p  
 Atlanta Falcons at St. Louis Rams 1:00p  
 Houston Texans at Tennessee Titans 1:00p  
 Buffalo Bills at Washington Redskins 1:00p  
 Cleveland Browns at Arizona Cardinals 4:05p  
 Denver Broncos at Oakland Raiders 4:05p  
 New York Giants at Chicago Bears 4:15p  
 Cincinnati Bengals at Pittsburgh Steelers \* 8:15p

## Monday, December 3

New England Patriots at Baltimore Ravens 8:30p

## Thursday, December 6 (Week 14)

Chicago Bears at Washington Redskins 8:15p

## Sunday, December 9

Miami Dolphins at Buffalo Bills 1:00p  
 St. Louis Rams at Cincinnati Bengals 1:00p  
 Dallas Cowboys at Detroit Lions 1:00p  
 Oakland Raiders at Green Bay Packers 1:00p  
 Tampa Bay Buccaneers at Houston Texans 1:00p  
 Carolina Panthers at Jacksonville Jaguars 1:00p  
 Pittsburgh Steelers at New England Patriots 1:00p  
 New York Giants at Philadelphia Eagles 1:00p  
 San Diego Chargers at Tennessee Titans 1:00p  
 Minnesota Vikings at San Francisco 49ers 4:05p  
 Arizona Cardinals at Seattle Seahawks 4:05p  
 Kansas City Chiefs at Denver Broncos 4:15p  
 Cleveland Browns at New York Jets 4:15p  
 Indianapolis Colts at Baltimore Ravens \* 8:15p

## Monday, December 10

New Orleans Saints at Atlanta Falcons 8:30p

## Thursday, December 13 (Week 15)

Denver Broncos at Houston Texans 8:15p

## Saturday, December 15

Cincinnati Bengals at San Francisco 49ers 8:15p

## Sunday, December 16

Seattle Seahawks at Carolina Panthers 1:00p  
 Buffalo Bills at Cleveland Browns 1:00p  
 Tennessee Titans at Kansas City Chiefs 1:00p  
 Baltimore Ravens at Miami Dolphins 1:00p  
 New York Jets at New England Patriots 1:00p  
 Arizona Cardinals at New Orleans Saints 1:00p  
 Jacksonville Jaguars at Pittsburgh Steelers 1:00p  
 Green Bay Packers at St. Louis Rams 1:00p  
 Atlanta Falcons at Tampa Bay Buccaneers 1:00p  
 Indianapolis Colts at Oakland Raiders 4:05p  
 Philadelphia Eagles at Dallas Cowboys 4:15p  
 Detroit Lions at San Diego Chargers 4:15p  
 Washington Redskins at New York Giants \* 8:15p

## Monday, December 17

Chicago Bears at Minnesota Vikings 8:30p

## Thursday, December 20 (Week 16)

Pittsburgh Steelers at St. Louis Rams 8:15p

## Saturday, December 22

Dallas Cowboys at Carolina Panthers 8:15p

## Sunday, December 23

New York Giants at Buffalo Bills 1:00p  
 Green Bay Packers at Chicago Bears 1:00p  
 Cleveland Browns at Cincinnati Bengals 1:00p  
 Kansas City Chiefs at Detroit Lions 1:00p  
 Houston Texans at Indianapolis Colts 1:00p  
 Oakland Raiders at Jacksonville Jaguars 1:00p  
 Washington Redskins at Minnesota Vikings 1:00p  
 Miami Dolphins at New England Patriots 1:00p  
 Philadelphia Eagles at New Orleans Saints 1:00p  
 Atlanta Falcons at Arizona Cardinals 4:05p  
 Baltimore Ravens at Seattle Seahawks 4:15p  
 New York Jets at Tennessee Titans 4:15p  
 Tampa Bay Buccaneers at San Francisco 49ers \* 8:15p

## Monday, December 24

Denver Broncos at San Diego Chargers 8:00p

## Saturday, December 29 (Week 17)

New England Patriots at New York Giants 8:15p

## Sunday, December 30

Seattle Seahawks at Atlanta Falcons 1:00p  
 Pittsburgh Steelers at Baltimore Ravens 1:00p  
 New Orleans Saints at Chicago Bears 1:00p  
 San Francisco 49ers at Cleveland Browns 1:00p  
 Detroit Lions at Green Bay Packers 1:00p  
 Jacksonville Jaguars at Houston Texans 1:00p  
 Tennessee Titans at Indianapolis Colts 1:00p  
 Cincinnati Bengals at Miami Dolphins 1:00p  
 Buffalo Bills at Philadelphia Eagles 1:00p  
 Carolina Panthers at Tampa Bay Buccaneers 1:00p  
 Dallas Cowboys at Washington Redskins 1:00p  
 St. Louis Rams at Arizona Cardinals 4:15p  
 Minnesota Vikings at Denver Broncos 4:15p  
 San Diego Chargers at Oakland Raiders 4:15p  
 Kansas City Chiefs at New York Jets \* 8:15p

\* - Sunday night games in Weeks 11-17 subject to change

## POSTSEASON

### Saturday, January 5

AFC and NFC Wild Card Playoffs (NBC)

### Sunday, January 6

AFC and NFC Wild Card Playoffs (CBS and FOX)

### Saturday, January 12

AFC and NFC Divisional Playoffs (CBS and FOX)

### Sunday, January 13

AFC and NFC Divisional Playoffs (CBS and FOX)

### Sunday, January 20

AFC and NFC Championship Games (CBS and FOX)

### Sunday, February 3

Super Bowl XLII at University of Phoenix Stadium, Glendale, AZ (FOX)

### Sunday, February 10

AFC-NFC Pro Bowl in Honolulu, Hawaii (FOX)





## ***NOTES***



## ***NOTES***

# NEWYORKJETS.COM

## WORKS TO KEEP THE MEDIA INFORMED:

- NEWS AND PRESS RELEASES, INCLUDING A SEARCHABLE ARCHIVE
- LIVE STREAMING VIDEO OF PRESS CONFERENCES
- LATEST TEAM NEWS POSTED WHEN RELEASED TO THE MEDIA
- AN UP-TO-DATE ROSTER WITH PHOTOS AND UPDATED BIOS
- INSIGHTFUL FEATURES AND VIDEO CLIPS FROM JETSTV REPORTER KAREN KEYES
- PRE- AND POST-GAME INFORMATION, INCLUDING NOTES, QUOTES AND STATS
- AN IN-DEPTH HISTORY SECTION
- KEEP CURRENT WITH THE BEST OF "RANDY'S RADAR"

