



RICHMOND FLYING SQUIRRELS 2015 MEDIA GUIDE



Proud Double-A Affiliate of the 2010, 2012 & 2014
World Champion San Francisco Giants



The cover of the Richmond Flying Squirrels 2015 Media & Information Guide was designed by Jon Laaser & Jay Burnham.

The Richmond Flying Squirrels 2015 Media & Information Guide is a publication of the Richmond Flying Squirrels Media Relations Department.

This publication was researched and written by the Flying Squirrels Media, Marketing and Broadcast Ninja Jay Burnham, and Mike Scholze, Flying Squirrels' Media Assistant. Layout, design and editing by Jay Burnham, Kellye Ruckman and Michael Scholze.

Photography credits for the 2015 Richmond Flying Squirrels Media & Information Guide: Real Life Studios, San Francisco Giants team photography, Tony Medina, Dave Bouvier, Tommy LaPorte, Anthony Oppermann, Steve Ruckman, Jason Grohoske, and *The Richmond Times-Dispatch*.

Statistical information provided by Major League Baseball Advanced Media (MLBAM), 75 Ninth Avenue, 5th Floor, New York, NY 10011.

Special thanks to Missy Mikulecky, *Baseball America* and Jason Dambach.

Further information on the 2015 Richmond Flying Squirrels is available through the Flying Squirrels' Media Relations Department by calling (804) 359-3866 x309 or by visiting SquirrelsBaseball.com.

2015 Richmond Flying Squirrels

2015



Media & Information Guide

TABLE OF CONTENTS

FLYING SQUIRRELS ORGANIZATION	2-7
Flying Squirrels' Directory	2
Executive Biographies	3-5
Flying Squirrels' Broadcasters.....	6
Mascot Biographies.....	7
2015 FLYING SQUIRRELS	9-55
Field Staff Biographies	9-10
Player Profiles	11-55
2014: IN REVIEW	57-69
2014 Season Review.....	57-58
2014 Eastern League Standings.....	59
2014 Eastern League Awards	60
2014 Eastern League Team Statistics/Leaders.....	61-62
2014 Flying Squirrels' Team Statistics/Leaders.....	63-64
2014 Flying Squirrels' Day-By-Day Results.....	65-66
2014 Flying Squirrels' Assorted Statistics	67-68
2014 Flying Squirrels' Transactions	69
HISTORY & RECORDS	71-99
Flying Squirrels Logo Guide.....	71
Flying Squirrels' Team Records.....	72-75
Flying Squirrels' Franchise Firsts/Career Leaders.....	76-81
Flying Squirrels' All-Time Roster	82
Boulevard to the Bay.....	83
Flying Squirrels' Postseason History	84-85
EASTERN LEAGUE	87-99
Eastern League Directory.....	87
Eastern League Mileage Chart/Umpires	88
Flying Squirrels' 2015 Opponents	89-99
SAN FRANCISCO GIANTS	101-118
Giants' Directory.....	101
Giants' Media Relations/40-Man Roster	102
Giants' 1st Round Draft Picks of the Decade	103
Giants' 2014 Draft Results.....	104
Giants' 2014 Organizational Review.....	105-106
Giants' Affiliates.....	107-116
GENERAL INFORMATION	118-123
The Diamond - Stadium Facts/Attendance.....	118-119
2015 Ticket Information/Pre-Game Schedule.....	120
Medical Glossary	121
Media Policies/Local Media Directory.....	122
Notes.....	123



ORGANIZATION

Organization

2015 Flying Squirrels

2014: In Review

History & Records

Eastern League

SF Giants

General Info



FLYING SQUIRRELS



Richmond Flying Squirrels Baseball Club

3001 N. Boulevard - Richmond, VA 23230
Phone: (804) 359-3866 Fax: (804) 359-1373
Website: www.squirrelsbaseball.com
General Email: info@squirrelsbaseball.com

OWNERSHIP

President & Managing General Partner.....	Lou DiBella
General Partner.....	Larry Botel
General Partner.....	Gary Green
General Partner.....	Harvey Ross
Member of the Chairman's Council.....	Brian Callaghan

EXECUTIVE

Chief Executive	Chuck Domino
Vice President/Chief Operating Officer/General Manager.....	Todd "Parney" Parnell

COMMUNICATIONS

Lead Broadcaster.....	Jon Laaser
Marketing, Media and Broadcast Ninja.....	Jay Burnham

CORPORATE SALES

Director of Business Development	Marty Steele
Director of Corporate Sales.....	Mike Murphy
Assistant Director of Corporate Sales	Will Bell
Director of Suite Sales and Client Relations	Jerrine Lee

TICKETS

Assistant General Manager of Sales.....	Brendon Porter
Director of Ticket Sales.....	Patrick Flower
Director of Suite Sales & Client Relations.....	Jerrine Lee
Group Sales Executive.....	Deidre Geroni
Group Sales Executive.....	Camp Peery
Group Sales Executive.....	Chris Walker
Group Sales Executive.....	Garrett Erwin

FINANCE

Controller.....	Faith Casey
Assistant Controller.....	Debbie Srock

FOOD & BEVERAGE/MERCHANDISE

Assistant General Manager of Operations	Ben Rothrock
Food & Beverage Manager.....	Michael Caddell
Executive Chef.....	Josh Barban

IN-GAME ENTERTAINMENT/COMMUNITY RELATIONS

Director of In-Game Entertainment Coordinator/Promotions	Kellye Ruckman
Director of Community Relations.....	Megan Angstadt

STADIUM OPERATIONS

Director of Stadium Operations	Steve Pump
--------------------------------------	------------

FIELD OPERATIONS

Director of Field Operations.....	Steve Ruckman
Assistant Groundskeeper	Tyler Lenz



Richmond Flying Squirrels



DIBELLA

Lou DiBella President & Managing General Partner

Lou DiBella currently serves as President & Managing General Partner of the Richmond Flying Squirrels, overseeing all aspects of the Flying Squirrels operations in Richmond. Over the past five years, that has included the creation of the Flying Squirrels' current ownership group, and formalizing the franchise's move to Richmond from Norwich, CT. Prior to the relocation of the franchise, DiBella served as President & Managing Partner of the Connecticut Defenders and the Norwich Navigators that preceded them. In that role, which he held from 2005-09, he fostered the relationship that continues presently between the Flying Squirrels and their parent-club, the San Francisco Giants.

Although he led baseball's return to Richmond, DiBella's name continues to be synonymous with world championship boxing. He enjoyed an outstanding 11-year run at HBO Sports, where he was the backbone of the division that vaulted HBO Boxing to signature programming status. HBO Pay Per View flourished under his leadership, televising many of the biggest prizefights in the history of the sport. DiBella recruited and signed a bevy of boxing stars for HBO, including such champions as Oscar De La Hoya, Roy Jones Jr., and Lennox Lewis. He also revolutionized the sport as creator of the critically acclaimed "Boxing After Dark" television series, providing underexposed fighters the opportunity to advance their careers on a national stage.

In May of 2000, he launched DiBella Entertainment (DBE), a full-service sports and entertainment company. DBE continues to be one of the most successful companies in boxing. DiBella has been lauded in the boxing community for fighting the contractual exploitation of boxers by promoters. DBE adheres to the following mission: to create a business model that shifts the balance of power from promoters to boxers; and establish a legacy of matchmaking excellence, both in an effort to improve the health of the boxing industry. Past and present boxers

represented by DiBella Entertainment include current WBC Middleweight champion Sergio Gabriel Martinez, former middleweight world champions Jermain Taylor and Bernard Hopkins, former junior welterweight titleholder Paulie Malignaggi and WBC Welterweight champion Andre Berto.

In January 2005, DBE launched DBE Productions. Through that outlet in 2007, DBE Productions produced the documentary, "Magic Man," which depicted the life of Paulie Malignaggi and his rise in the world of boxing. In 2006, DiBella made his acting debut, depicting himself as a boxing promoter in *Rocky Balboa*. In 2008, he added the credit of Executive Producer to his list of accomplishments with the 2009 film *Love Ranch*, starring Academy Award winners Helen Mirren and Joe Pesci. In 2010, he was credited as Associate Producer of the critically acclaimed film *The Fighter*, starring Mark Wahlberg and Christian Bale. The film centers around the early life of "Irish" Micky Ward, who cemented his legacy with three legendary fights against Arturo Gatti, while a fighter with DBE.

DiBella was born and raised in Brooklyn, New York, and attended Manhattan's prestigious Regis High School. He was a summa cum laude graduate of Tufts University, where he was elected to Phi Beta Kappa. A 1985 graduate of Harvard Law School,

DiBella spent four years as an attorney with the prestigious law firm Sullivan & Cromwell. A tireless advocate of boxing reform, DiBella has been a leader in the movement for federal regulation, uniform health and safety standards and a national boxing commission. He has lectured extensively on these subjects and has testified before Congress and numerous state and local bodies. In 1999, DiBella received the Thurman Munson Corporate Hero Award from the Association for the Help of Retarded Children for both his achievements at HBO and his charitable activities. Numerous civic organizations and retired boxer's associations have honored him, including Ring 8, Ring 34 and Latinos in Sports. DiBella resides in Huntington Bay, New York.





DOMINO

Chuck Domino Chief Executive

A 33-year veteran of the baseball business, Chuck Domino is currently the Chief Executive Manager of the Richmond Flying Squirrels. He also has consulting agreements with other Minor League franchise. Domino's efforts have been greatly recognized with his 2010 induction into the Reading Baseball Hall of Fame. Following the 2010 season, Domino was also honored as the Eastern League Executive of the Year, an award he had previously won four times while with the R-Phils. During their inaugural season in 2010, Domino led the Flying Squirrels to the overall and average attendance crowns in the Eastern League. The Squirrels regained their average attendance crown in 2013. The IronPigs claimed three consecutive overall minor league attendance titles under Domino's guidance (2010-2012).

2014: Led the Squirrels to the Eastern League overall and average attendance titles. **2013:** Led the Squirrels to their second Eastern League average attendance title. **2012:** Led Lehigh Valley to their third consecutive overall minor league baseball attendance title ... Guided Richmond to their second overall Eastern League attendance crown in three years. **2010:** Was named Eastern League Executive of the Year ... Led Richmond to overall and average attendance crown in EL ... Was inducted into the Reading (PA) Baseball Hall of Fame. **2008:** Was inducted into the Berks County Business Hall of Fame by Junior Achievement in March ... R-Phils led the Eastern League in overall and average attendance (436,789/6,423). Oversaw the inaugural season for the IronPigs ... Lehigh Valley finished 5th in the International League in overall and average attendance (602,033/8,479). **2007:** R-Phils led the Eastern League in overall and average attendance (466,385/6,663) ... FirstEnergy Stadium became the first ballpark that has never been home to a Triple-A franchise to welcome it's 10 millionth fan all-time ... The R-Phils became the first E.L. team to draw better than 450,000 fans in eight consecutive seasons ... Presented "Champion of Youth Award" by the Oliver Boys and Girls Club ... R-Phils were nominated for the Larry MacPhail Award given to the top promoter in the Minors. **2006:** Named Eastern League Executive of the Year for the 4th time ... Led E.L. in overall and average attendance (460,216/6,669) ... The R-Phils became the first E.L. team to draw better than 450,000 fans in seven consecutive seasons ... Honored with the Extra Innings Award, presented at the Minor League Baseball Promotional Seminar to the team that demonstrates excellence in community service, for the opening of Gordon Hoodak Stadium at Lauer's Park ... Franchise nominated for the Larry MacPhail Award given to the top promoter in the Minors ... Named President of both the Reading Phillies (AA) and the Lehigh Valley IronPigs (AAA). **2005:** Led the Eastern League in attendance at 468,105 fans ... The city of Reading became the first E.L. city to surpass the 9-million mark in total attendance (5.9 million fans have come under Domino's watch) ... Broke ground on Gordon Hoodak Stadium at Lauer's Park. An \$850,000 downtown youth stadium built by Baseballtown Charities on the grounds of Lauer's Park Elementary School. The school is named for the former stadium which housed several professional teams from 1907-1941. The likes of Babe Ruth, "Shoeless" Joe Jackson and others have played on site. **2004:** Led the R-Phils to an Eastern League best and franchise record 7,138 fans per game ... Inducted into the Berks County Chapter of the Pennsylvania Sports Hall of Fame ... Recipient of Boy Scouts "Spirit of Scouting" Award. **2003:** Named Minor League Baseball Executive of the Year by Baseball America ... Guided the Reading Phillies franchise to the John H. Johnson President's Trophy. The President's Trophy is the highest honor presented by Minor League Baseball to one organization each year. The winner of the trophy is selected based on franchise stability, contributions to league stability, contributions to baseball in the community and promotion of the baseball industry ... Named Community Leader of the Year by the Arthritis Foundation. **2002:** Guided Reading to a franchise record attendance of 486,570 fans. **2001:** Named "Small Business of the Year" by the Berks County Chamber of Commerce. **2000:** Led Reading Phillies to their second Bob Freitas Award, presented by Baseball America given annually to the best operation at each of Minor League Baseball's four classifications ... Made Reading the first two time recipient of the award, having also won in 1991 ... Also named by Baseball America as the Bob Freitas Award recipients for the decade of the '90's ... Named "Executive of the Year" by the Middle Atlantic Major League Baseball Scouts Association. **1999:** Earned club's second Larry MacPhail Promotional Trophy presented annually to the top promoter in Minor League Baseball. **1998:** Named Minor League Baseball Executive of the Year by The Sporting News. **1997:** Eastern League Executive of the Year. **1995:** Named the General Manager you would want to run your franchise by Baseball America in an article titled "Building the Perfect Beast" **1994:** Recipients of the Larry MacPhail Promotional Trophy. **1991:** Recipients of the Bob Freitas Award by Baseball America given annually to the best operation at each of Minor League baseball's four classifications. **1989:** Eastern League Executive of the year ... The Sporting News Class-AA Executive of the Year. **1988:** Eastern League Executive of the year. **1987:** Hired as Reading Phillies General Manager **1986:** Pioneer League Executive of the year while serving as General Manager of the Idaho Falls Braves. **Personal/Misc.:** Born in Pittsburgh, PA October 22, 1959 ... 1978 graduate of Mt. Lebanon High School where he played baseball ... 1982 graduate of St. Thomas University (formerly Biscayne College) with a degree in Sports Administration ... Resides in Cumru Township, PA ... Has been a Berks County Resident since October 1987 ... Also serves as President of Baseballtown Charities, the 501(c)(3) charitable arm of the Reading Phillies.

As Domino was inducted into the Reading Baseball Hall of Fame during the 2010 season, the Reading Phillies unveiled their new "Inflatable Domino." Below, the two Dominos get acquainted during the induction ceremony at FirstEnergy Stadium in Reading, PA.





PARNEY

Todd "Parney" Parnell Vice President/COO/GM

Todd "Parney" Parnell serves as the Vice President and Chief Operating Officer for the Richmond Flying Squirrels. In that role, he oversees all aspects of the Flying Squirrels' day-to-day operations in Richmond.

In their fifth season in Richmond, the Squirrels once again led the Eastern League in both overall and average attendance. It was the third time the Squirrels topped the average attendance mark. Under Parney's leadership, the Squirrels have placed in the top-three among Double-A franchises, and top-25 among all minor league clubs, in average attendance in each of their five seasons.

Following the 2013 season, Parney was awarded his second Eastern League Executive of the Year Award. He had previously been honored in 2004 while the General Manager of the Altoona Curve. It marked the second EL Award for the Squirrels' front office (Chuck Domino - 2010).

After leading the Flying Squirrels to the 2010 Eastern League attendance title, "Parney" and the Squirrels saw an increase in average attendance during the 2011 regular season and were easily the top-draw during the 2011 EL postseason. For his efforts, and due to the team's success on the field and off, "Parney" was honored by *Baseball America* following the season with their top minor league award. He was named 2011 *Baseball America* Minor League Executive of the Year. The Flying Squirrels now boast the distinction of having two recipients of the award in their front office, as Chuck Domino was also recognized with the award in 2003 while with the Reading Phillies. Parney followed up his award-winning season by guiding the franchise to their second overall Eastern League attendance crown in 2012.

With his leadership, the franchise completed a 1.5 million dollar renovation of The Diamond, where they opened Eastern League play in 2010. During their inaugural season, the club quickly established itself as a leader in the community, while smashing corporate and ticket sales expectations. With "Parney" at the helm, the Flying Squirrels led the Eastern League in both overall and average attendance, welcoming 463,842 (6,626) fans to The Diamond. Through innovative marketing and branding initiatives, the club posted record-breaking merchandise sales, and was awarded Logo of the Year for 2010 by *Ballpark Digest*.

Upon the completion of their inaugural season, the franchise was recognized as the Richmond Business of the Year by the Greater Richmond Chamber of Commerce (GRCC). "Parney" also currently serves the Richmond Chapter of the Cal Ripken Sr. Foundation Board of Trustees, as well as the Richmond Police Athletic League Board of

Directors. Due to his flamboyant nature and wealth of experience in professional sports, "Parney" has also become one of the most popular speakers and guest lecturers in the region.

Prior to joining the effort to return baseball to Richmond, "Parney" served as the President of the Greenberg Sports Group (GSG), which provides management, consulting and marketing services to the sports industry across the country. GSG also manages the overall operations of Minor League Baseball's State College (PA) Spikes (Short-A/New York-Penn League) and Myrtle Beach (SC) Pelicans (A/Carolina League). "Parney" held the title of President for both franchises.

2014 will mark Parnell's landmark 25th season in minor league baseball. In addition to his roles with both the State College and Myrtle Beach franchises, he spent seven seasons (2002-08) as the

General Manager of the Double-A Eastern League's Altoona Curve, a position he relinquished in December, 2008, after the sale of the franchise from Curve Baseball LP to the family of Robert F. Lozinak.

During his time as the Curve's General Manager, the club set numerous single-game and season attendance records, continually re-invested private money into capital improvement projects at Blair County Ballpark, and helped the franchise gain national stature as one of the most creative and innovative teams in professional sports. The Curve won the prestigious Larry MacPhail Promotional Award in 2004, the 2006 *Baseball America* Freitas Award as the top Double-A franchise and added the highest honor bestowed annually upon a

Minor League Baseball club, the John H. Johnson President's Trophy, in 2006. Altoona became only the 11th franchise to receive all three major awards, and was the first team to accomplish the feat in less than three years.

Prior to joining the Curve, the North Carolina native was the Vice President and GM of the Single-A Kannapolis (NC) Intimidators (formerly the Piedmont Boll Weevils) in the South Atlantic League from 1997 to 2001. During his tenure in Kannapolis, the club set attendance records (either overall or average) in each of his first four seasons and made the playoffs in 1998 and 2000. For his efforts, Parnell was named the 1999 South Atlantic League General Manager of the Year.

The 45-year old graduated from Messiah College in 1988 with a degree in physical education and a minor in business. He has two daughters, Lindsay (19) and Samantha (16).





FLYING SQUIRRELS ON THE AIR

The 2015 season of Flying Squirrels baseball can be heard locally on the flagship radio station for Flying Squirrels Baseball, Fox Sports 910 Richmond. Broadcasts will begin one half-hour before scheduled first pitch with "The Flying Squirrels Pregame Warmup" Flying Squirrels game broadcasts will also be heard world-wide online at Foxsports910com and on IHeart Radio and TuneIn. Fox Sports 910 Richmond is the home to Wes McElroy and Dan Patrick in the mornings and Rich Eisen and Jay Mohr in the afternoons.



LAASER

Jon Laaser
Radio Broadcaster

Jon Laaser, 35 returns for a sixth season at the microphone for all 142 Flying Squirrels games in 2014. In addition to serving as "The Voice of the Squirrels," the versatile broadcaster has taken on additional broadcast roles during his time in the RVA. He also currently serves as the primary television announcer for the Hampton Roads Sports Network. Additionally, he has joined Video1HD as a television announcer for regional college basketball broadcasts seen on MASN, Comcast SportsNet Mid-Atlantic and SNY. He also frequently contributes to and serves as a fill-in sports talk radio host for Sports Radio 910. Laaser is credited with the creation of the Flying Squirrels television show "Flying Squirrels Insider." Along with hosting the show, he also serves as head writer, graphic designer and producer. Laaser came to Richmond following a one-season stint as the lead broadcaster for the Montgomery Biscuits (Double-A – Tampa Bay Rays). He was reunited in Richmond with Flying Squirrels' Vice President & COO Todd "Parney" Parnell, whom he worked with while calling games for the Myrtle Beach Pelicans (Advanced-A – Atlanta Braves) in 2008 and the Altoona Curve (Double-A – Pittsburgh Pirates) in 2007. A native of Minneapolis, MN, he has also provided play-by-play for the Yakima Bears (A – Arizona Diamondbacks), St. Paul Saints (Independent) and St. Cloud River Bats (Summer Collegiate). Laaser's broadcasting resume also includes the role of lead announcer for Charleston Southern University football and men's basketball, the Minnesota State High School Football/Basketball Championships and Hamline (MN) University football. His broadcasting career began in sports talk radio, with Clear Channel's KFMN in his native Minneapolis.



BURNHAM

Jay Burnham
Radio Broadcaster

Jay Burnham, 33, enters his third season in the Squirrels' broadcast booth and his 13th in Minor League Baseball. Prior to Richmond, he spent three seasons as Director of Broadcasting for the Trenton Thunder (Double-A New York Yankees). Burnham's 13 seasons in the game include stints with the Hagerstown Suns (A - San Francisco Giants), Pensacola Pelicans (Independent), Asheville Tourists (A-Colorado Rockies) and Thunder. A native of Shelburne Falls, MA, Burnham was the recipient of the prestigious 2011 Minor League Broadcaster of the Year award issued by *Ballpark Digest*, a renowned industry publication. The Elon University graduate has called play-by-play for over 1,200 professional baseball games, including two All-Star contests, in over 32 different stadiums throughout his career. He is also the host and creator of "The Minor League Report," a weekly podcast covering minor league baseball across the country. Outside of baseball, Burnham has also joined VCU athletics, lending his distinctive voice to a variety of events, including both play-by-play and public address assignments. A craft beer aficionado, Burnham currently resides in Richmond with his wife Cheyenne.




MASCOTS

Directors of Funn

After making a grand entrance into Richmond as the face of the Flying Squirrels in February, 2010, Nutzy has quickly become one of the most recognizable characters in the region. He participates in countless community events, and visits hundreds of schools each year. The rigors of his schedule were nearly too much even for the superhero, which is where his new friends have come in. As the franchise continued to grow its brand prior to their second season in the River City, they introduced Zinger the inflatable Acorn and Parker the Rally Pig. Each were introduced before the 2011 season with each name the result of a community-wide naming contest.

While Nutzy continues to keep the Diamond free of would-be-base-stealers, Zinger works to keep the energy up at the ballpark. Meanwhile, Parker, who enjoys the confines of three separate living pens on the Boulevard, appears upon the rare occurrence that the Flying Squirrels are trailing in a home ballgame. The trio serve as the main Flying Squirrels' mascots, but are also joined by secondary characters; Flingo "the Flamingo," the Molly Maid Dancing Drag Queens, the Racing Peanuts, Victor the Villain and Captain RRRVA.

Below: As the Flying Squirrels worked to build the characters that provide the entertainment at the ballpark and throughout the community, they created cartoon animations of each of their three main characters. Richmond-based Eastwood Media created the characters, each of which debuted during the 2012 season in the park, and on merchandise and giveaways.





TM



2015 Flying Squirrels
"Building The Franchise"



Manager Jose Alguacil

Years with Giants:	8 Seasons
Professional Experience:	21 Seasons
	13 as Coach/Manager
Flying Squirrels Debut:	April 9th, 2015
Resides:	Northern, VA
Acquired:	Signed by Giants 2007



Alguacil begins his first year as the Squirrels Manager after spending the last eight seasons with the Giants as a Roving Instructor. The 42 year-old Venezuelan native was the organization's Coordinator of Infield Instruction during the 2014 campaign. Alguacil began his coaching career in 2002 with the Montreal Expos, also as a Minor League Instructor. He spent two years (2004, 2006) as the Manager of the Vermont Lake Monsters (Short Season, Expos/Nationals). He led the Lake Monsters to a 34-38 record in his first season at the helm during the final season of the Expos existence. He then returned to his instructor duties for the 2005 season and briefly coached in the Major Leagues with the Nationals at the end of the year. The Nats sent Alguacil back to Vermont for the 2006 season after a late offseason shake-up in the coaching staff. The 2006 Lake Monsters struggled with a 23-52 record but did feature eventual Major League talent such as Justin Maxwell and Cole Kimbrell. 2015 will be his first stint as a manager since the 2006 season.

Alguacil, affectionately known as "Auggie", returned to his original organization of San Francisco in 2007 as an instructor and has helped solidify solid defensive play that has lent a hand to three World Series Championships. He was an infielder primarily within the Giants system from 1993-2001 and reached as high as Triple-A with the White Sox for three games during the 2000 campaign. He played on seven different Giants affiliates including several years with Double-A Shreveport. Known more for his glove than his bat during playing days, Alguacil has had extensive stays in Richmond over the past five years due to his instructional duties. He currently resides in Northern, VA.



Pitching Coach Steve Kline

Years with Giants:	8 Seasons
Professional Experience:	17 Seasons
	6 as Coach/Coordinator
Flying Squirrels Debut:	April 9th, 2015
Resides:	Winfield, PA
Acquired:	Signed by Giants (2009)



Steve Kline joins the Squirrels as just the second Pitching Coach in franchise history after spending the previous six seasons in the same roll with the Giants Single-A affiliate, the August GreenJackets. Under his tutelage the GreenJackets never ranked lower than fifth in the South Atlantic League in team ERA and in 2014 the GreenJackets staff posted a collective 3.56 ERA (3rd) and boasted the South Atlantic League ERA Champion, Luis Ysla (2.45). Over the previous six seasons Kline has helped build the foundation for the Giants incredible pitching depth that has lead to three World Series Championships. He replaces Ross Grimsley at the Double-A position, who no longer is with the Giants organization.

Kline finished his long and established Major League career as a lefty reliever with the Giants in 2007. He appeared in 796 MLB games during his 11 year-career that began with the Indians in 1997. His 796 career pitching appearances is 50th All-Time in MLB history. Kline completed his career with a 3.51 ERA and 9.9 WAR while logging 682.1 innings. He also appeared in the postseason three separate years with the Cardinals (2001, 2002 & 2004) and allowed just one run in 9.1 playoff innings. The 42 year-old Pennsylvania native was an 8th round selection by Cleveland in the 1993 draft out of West Virginia University. He was traded by Cleveland to the Expos in 1997 for Jeff Juden and later swapped to the St. Louis in 2000 in a deal that included Fernando Tatis. He set the Cardinals single-season record for appearances (89) in 2001 and led the National League in appearances for three consecutive seasons (1999-2001). He was signed as a free agent by San Francisco prior to the 2007 season and appeared in 140 games during his two years in the Bay Area. During his playing career his name became synonymous with the term "lefty specialist".



2015 FLYING SQUIRRELS



Hitting Coach Ken Joyce

Years with Giants:
Professional Experience:

5 Seasons
20 Seasons
12 as Hitting Coach

Flying Squirrels Debut:

April 7th, 2011

Resides:

Portland, ME

Acquired:

Signed by Giants (2010)



Joyce enters his fifth consecutive season with the Squirrels and his sixth season within Giants' organization. Joyce joined San Francisco in 2010 as the Hitting Coach for the Triple-A Fresno Grizzlies. During the 2014 season, the Joyce-led Squirrels offense featured the league-leading hitter (Matt Duffy) and base-stealer (Kelby Tomlinson). In 2013 the Squirrels posted franchise records for home runs (109) and runs scored (611). Following the 2011 season, Joyce served as the hitting coach of the Scottsdale Scorpions of the Arizona Fall League. In that role, he helped with the final development of phenoms Bryce Harper and Mike Trout. Joyce also oversaw the final development of Buster Posey, who hit .347 in 47 games with Fresno in 2010, before he ascended to the Major Leagues and claimed National League Rookie of the Year honors. Prior to joining the Giants, he spent eight seasons (2002-09) with the Toronto Blue Jays. He spent 2009 as the hitting coach with the Blue Jays' Triple-A entrant, the Las Vegas 51's. When he joined Richmond in 2011 it marked a return to the Eastern League for Joyce, having also served as a hitting coach with the New Hampshire Fisher Cats for two seasons in 2007-08. Before his stint with Toronto, Joyce worked for both the Adirondack Lumberjackets (2001) and the Catskill Cougars (2000) of the independent Northern League. From 1994 to 1999, he served in a variety of roles for the Florida Marlins; Bullpen Coach (Portland - AA - 1994-95), Hitting Coach (Portland - AA - 1996), Hitting Coach (Utica - SS-A - 1997), and Manager (Utica - SS-A - 1998-99). As a pitcher, he saw action over five different seasons with Toronto (1991), Oakland (1992-94), and Minnesota (1995).

Joyce attended the University of Southern Maine, earning a BA in History and Education. He played in the 1985 NAIA College World Series before spending four seasons as an assistant coach at University of Southern Maine as well as coaching in the 1989 NCAA NAIA Division III World Series. He was elected to the University of Southern Maine Hall of Fame in 1998, and was elected into the State of Maine Baseball Hall of Fame in 2001. He currently resides in Portland, ME with wife Janet, son, Tommy and daughter, Jill.



Trainer David Getsoff

Years with Giants:
Professional Experience:

6 Seasons
9 Seasons
Oakland A's, Boston Red Sox

Flying Squirrels Debut:

4/3/14

Resides:

Rockaway Park, NY

Acquired:

Signed by Giants (2009)



Getsoff enters his second season in Richmond and seventh in the Giants organization in 2015. He spent the previous two seasons with San Jose (A+) and worked the 2010 and 2011 seasons with Augusta (A). He also served as the athletic trainer for Salem-Keizer (SS-A) in 2009. Prior to joining the Giants, he spent the 2008 season in the minor league training operations department of the Oakland A's. He also worked as an athletic trainer in the Boston Red Sox chain during the 2006 and 2007 seasons. He currently resides in Rockaway Park, NY during the off-season.



S&C Coach Adam Vish

Years with Giants:
Professional Experience:

2 Seasons
4 Seasons
2 with Kansas City Royals

Flying Squirrels Debut:

4/3/14

Resides:

Moon Township, PA

Acquired:

Signed by Giants (2013)



Vish begins his third season with the Giants and his second in Richmond in 2015. In his first season with San Francisco he served as the Strength & Conditioning Coach with Augusta (A). His previous experience includes two seasons with the Kansas City Royals where he was named the Carolina League PBSCCS S&C Coach of the Year while with the Wilmington Blue Rocks. Vish is a 2010 graduate of the University of Pittsburgh where he earned his B.S. in Exercise Science and his M.S. in Exercise and Human Physiology. He holds RSCC and CSCS certifications from the NSCA. He currently resides in Moon Township, PA.



RHP Martin Agosta

Height/Weight: 6-2/180
 Bats/Throws: Right/Right
 Born: April 7, 1991 in Sacramento, CA
 Resides: Sacramento, CA
 Acquired: Selected by the Giants in the 2nd Round
 2012 MLB June Draft



THE AGOSTA FILE

Flying Squirrels Debut:
N/A

Last Team:
San Jose Giants

CAREER HIGHS:

IP (S):...7.0 (x4), last, 6/13/13 @ CSC
 IP (R):.....Has Never Relieved
 H:.....8 4/24/14 vs VIS
 BB:.....6 8/18/14 vs STK
 SO:.....10 (x2), last, 6/17/13 vs. LEX

A strong showing with San Jose in 2014 would have placed Agosta on track for Double-A by the age of 24. Instead a disastrous year in the California League has slowed the former second rounder's progression. The Giants weren't scared away by Agosta's diminutive stature during the 2012 draft, and felt they got a steal in the second round. That might have had something to do with the success of the wafer-thin Tim Lincecum, who Agosta cites as his idol. The St. Mary's product impressed in his first full season in 2013, spending the year with Augusta (A) as a 22-year old. A blister issue and a bout of dead-arm limited him throughout the season, but he showcased advanced pitchability for the level to retire hitters. The ailments did force a dip in his velocity, which reportedly returned during instructional league. Many see Agosta as a reliever down the road, but the Giants will treat him as a starter for now. Agosta will need to put up some heavy numbers to earn a shot at Richmond in 2015. His best bet to reach the RVA this year is through a bullpen role.

2014

Made California League debut on 4/11/14...Made seven (7) starts with San Jose before being sent back to AZL Giants....Started four (4) games in the AZL before being returned on 7/30 to San Jose...Managed to last at least 5.0 innings in four (4) of his 11 California League starts.

2013

Spent his first full professional season with Low-A Augusta ... Compiled a team-leading 2.06 ERA over 91.2 IP, holding opponents to a .180 AVG ... Struck out six (6) or more batters in 11 of 18 starts ... Compiled double-digit (10) strikeouts in a pair of outings (5/6, 6/7) ... Posted a 7-2 first half record with a 1.97 ERA, compared to 2-1, 2.35 following the break ... Was named a SAL Southern Division Mid-Season All Star ... Was SAL Pitcher of the Week for week ending 6/10, after a 7.0 inning outing vs. Lexington where he allowed no runs on two (2) hits, walking only two (2) batters while collecting 10 strikeouts ... Rated the #15 prospect in organization according to *Baseball America* entering the 2013 season ... Rated as the #21 prospect in the organization entering 2014 ... Dealt with blister and dead-arm issues.

2012

Made professional debut with AZL Giants (R) ... Posted a 4.22 ERA over 10.2 IP ... Struck out 19 of 50 batters faced.

PERSONAL & MISCELLANEOUS

Middle name (Lennon) is in honor of John Lennon, as parents are big Beatles fans ... Graduated from Jesuit High School (CA), where he played with current Giants' prospect Andrew Susac ... Helped lead team to Delta River League and Sac-Joaquin Division I Sectional Championships ... Named to All-Delta River League team ... Attended St. Mary's College of California ... Named to All-West Coast Conference First Team as a sophomore and junior ... Was the Rawlings WCC Pitcher of the Week twice as a sophomore, throwing his first career complete game shutout on 4/1 ... Was drafted by the Giants in the 2nd round of the 2012 draft, after his junior year.

AGOSTA'S CAREER PITCHING STATISTICS

Year	Team	League	ORG	W	L	PCT	ERA	G	GS	CG	SHO	SV	SVO	IP	H	R	ER	HR	HB	BB	SO	WP	AVG
2012	AZL Giants	AZL	SF	0	0	.000	4.22	5	5	0	0	0	0	10.2	8	5	5	0	2	9	19	2	.205
2013	Augusta	SAL	SF	9	3	.750	2.06	18	18	0	0	0	0	91.2	57	24	21	4	7	43	109	10	180
2014	San Jose	CAL	SF	3	3	.500	9.23	11	11	0	0	0	0	39.0	51	42	40	5	1	34	25	2	.325
2014	AZL Giants	AZL	SF	1	0	1.000	4.50	4	4	0	0	0	0	14.0	16	8	7	0	2	2	19	1	.286
	Minor League Totals			13	6	.684	4.23	38	38	0	0	0	0	155.1	132	79	73	9	10	88	172	15	.232





2015 FLYING SQUIRRELS



RHP Carlos Alvarado

Height/Weight: 6-4/175
Bats/Throws: Right/Right
Born: October 22 1989 in Central Tacarigua, VZ
Resides: Valencia, VZ
Acquired: Signed by the Giants as a
Minor League Free Agent May 18, 2012



THE ALVARADO FILE

Flying Squirrels Debut:
7/30/14 vs. HAR

Last Team:
Richmond Flying Squirrels

CAREER HIGHS:

IP (S):.....6.0 (Many)
IP (R):.....5.1 8/2/12 vs DSL Nats
H:.....9 (2x) Last 8/3/11 vs VSL Pit
BB:.....4 7/27/11 vs VSL Sea
SO:.....8 (2x) Last vs 7/21/11

Alvarado made the jump out of nowhere from Augusta to Richmond last year during the Squirrels playoff push. A lack of available arms from San Jose as well as a strong 2014 in the South Atlantic League led to the then 24 year-old finally pitching against others of the same age. A bit of a reclamation project for the Giants, Alvarado was cast aside without much of a look beyond the rookie league's from Detroit. He mostly was used to give the Squirrels innings down the stretch but his low 90's fastball faded quickly past his first inning of work. Alvarado remains a bit of a question mark and if he makes it through Spring Training he could find himself back at Richmond at some point. The Giants may decide to challenge him and see if his breaking pitches can develop a little more bite to succeed here in the Eastern League. San Jose is most likely his starting point, especially with a potentially crowded bullpen for Richmond. Alvarado possess large, likeable frame that could generate some additional velocity with another year in the Giants organization. He is not much of a prospect at this point and needs to prove he belongs.

2014

Began season in Augusta and promoted to Richmond on 7/30...Won both decisions with Squirrels...Made a pair of three inning relief appearances to save the bullpen on 8/12 and again on 8/30...Appeared in 32 games with Augusta and held opponents to a .205 average. Won a career high eight games between both levels.

2013

Appeared in 15 games (two starts) for the AZL Giants...Saved five games in five opportunities.

2012

Made Giants organizational debut on 6/4 with the DSL Giants....Appeared in 17 games.

2011

Split season between VSL and DSL teams..

2010

Appeared in 13 games with the VSL Tigers.

2009

Made professional debut with VSL tigers on 5/20...Appeared in 15 games (one start) and finished with a 6.47ERA...

PERSONAL & MISCELLANEOUS

From Valencia, Venezuela...Signed with Tigers as non-drafted free agent in 2009....Released November 15th, 2011... signed with the Giants as a free agent on May 18th, 2012.

ALVARADO'S CAREER PITCHING STATISTICS

Year	Team	League	ORG	W	L	PCT	ERA	G	GS	CG	SHO	SV	SVO	IP	H	R	ER	HR	HB	BB	SO	WP	AVG
2009	VSL Tigers	VSL	DET	0	2	.000	6.47	15	1	0	0	1	1	32.0	48	33	23	3	11	17	4	.340	
2010	DSL Tigers	DSL	DET	1	1	.500	0.95	13	0	0	0	3	4	19.0	21	5	2	0	1	6	19	3	.269
2011	VSL Tigers	VSL	DET	3	5	.375	3.57	18	13	0	0	0	1	68.0	69	35	27	3	1	22	63	7	.266
2011	DSL Tigers	DSL	DET	2	0	1.000	1.64	2	2	0	0	0	0	11.0	9	2	2	0	2	2	12	0	.225
2012	DSL Giants	DSL	SF	4	2	.667	1.02	17	0	0	0	4	5	44.1	37	14	5	0	1	10	47	2	.215
2013	AZL Giants	AZL	SF	2	0	1.000	2.20	15	2	0	0	5	5	28.2	23	10	7	2	1	6	37	1	.226
2014	Augusta	SAL	SF	6	1	.857	2.03	32	0	0	0	0	0	62.0	47	22	14	3	1	13	55	3	.205
2014	Richmond	EAS	SF	2	0	1.000	5.87	11	0	0	0	0	0	15.1	17	11	10	3	0	5	11	0	.279
Minor League Totals				20	11	.645	2.89	123	18	0	0	13	16	280.1	271	132	90	14	10	75	261	20	



Richmond Flying Squirrels

2015 FLYING SQUIRRELS



Organization

2015 Flying Squirrels


2014: In Review

History & Records

Eastern League

SF Giants

General Info



c Jeff Arnold

Height/Weight: 6-2/205
Bats/Throws: Right/Right
Born: January 13, 1988 in Louisville, KY
Resides: Louisville, KY
Acquired: Selected by the Giants in the 26th Round 2010 MLB June Draft



THE ARNOLD FILE
4/3/14 @ NB
Flying Squirrels Debut:

Last Team:
 Richmond Flying Squirrels

CAREER HIGHS:

Runs:...3 (Many), last, 8/20/13 @ STK
Hits:...3 (Many), 7/2/13 @ MOD
HR:...2 (x2), last, 5/7/13 @ BAK
RBI:...4, 7/12/13 vs. @ VIS
SB:...1, Many

2014 turned out to be a lost season for Arnold after a devastating knee injury sustained on Opening Night in New Britain ended his season before it started. The Giants had high hopes for Arnold to help develop and handle the prospect-heavy 2014 Squirrels pitching and it looks as though he will receive that opportunity once again in 2015. Clearly the organization wants Arnold to work with their top tier pitchers and Arnold has built a solid relationship with the elite arms in the system. The Louisville-product advanced along with those pitchers to San Jose (A+) in 2013, and once again provided a steady foundation for a team that posted the best record in the California League. An excellent receiver, Giants' instructors have entrusted the future of their pitching staff to the 27 year-old. He certainly should have been the choice to replace Andrew Susac in Richmond in 2013 when the prospect went down to injury. However, San Francisco didn't want to disrupt the chemistry established in San Jose. Arnold should be given the everyday catching duties in Richmond for 2015 and he should be able to help Kyle Crick, Clayton Blackburn and Adalberto Mejia develop.

2014

Began the year as the Squirrels starting catcher but was injured (knee) during the first game in New Britain and missed the rest of the 2014 season...

2013

Spent entire season with San Jose (A+) where he appeared in a career-high 97 games and hit .251 ... Appeared in 7-of-8 postseason games, all as a catcher ... Threw out 32% (35-of-108) of base stealers ... Batted .429 (6-14) with bases loaded ... Was selected as a mid-season California League All-Star and went 1-1 with a BB in Carolina vs. California All-Star Game

2012

Split season between Augusta (A) and San Jose (A+) ... Began season with San Jose and appeared in 11 games. Was transferred to Augusta on 5/7 ... Played in 75 games with the Greenjackets and hit .293 (17-58) in the month of June ... Returned to San Jose 9/3 for final regular season game ... Was on San Jose postseason roster and appeared in game one of playoffs (0-2) ... Threw out a combined 36% (35-97) of base runners for the season.

2011

Spent all year with Augusta and hit .213 with six (6) HRs and 23 RBI's in 80 games ... Caught 41-of-88 base stealers (47%) ... Batted .240 (46-192) against RHP and .145 (11-76) vs. LHP ... Hit .302 (13-43) in month of July

2010

Appeared in 36 games with Salem-Keizer (A-), all as a catcher ... Hit two (2) homeruns on 8/7 at Eugene ... Threw out 40% (21-52) of base stealers...

PERSONAL & MISCELLANEOUS

Selected by the Giants in the 26th round of the 2010 draft from University of Louisville ... Graduated Louisville Male High School (KY) in 2006 ... Tied the Babe Ruth World Series record with four hits in a single game ... Played all four collegiate seasons at Louisville (2007-2010) ... Was a Johnny Bench Award semifinalist (top college catcher) as a senior in 2010.

ARNOLD'S CAREER BATTING STATISTICS

Year	Team	League	ORG	AVG	G	AB	R	H	2B	3B	HR	RBI	BB	IBB	SO	SB	CS	OBP	SLG	OPS
2010	Salem-Keizer	NOR	SF	.241	36	112	11	27	8	1	3	10	6	0	29	2	1	.286	.411	.697
2011	Augusta	SAL	SF	.213	80	268	30	57	16	0	4	23	25	1	80	2	0	.293	.340	.633
2012	Augusta	SAL	SF	.238	75	240	26	57	19	1	3	23	23	0	72	1	1	.325	.363	.688
2012	San Jose	CAL	SF	.429	12	35	6	15	4	0	0	8	1	0	9	1	0	.462	.543	1.005
2013	San Jose Giants	CAL	SF	.251	97	350	53	88	26	4	13	61	38	0	116	4	0	.333	.460	.793
2014	Richmond	EAS	SF	.000	1	3	0	0	0	0	0	0	0	0	3	0	0	.000	.000	.000
2014	Minor League Totals			.242	301	1008	126	244	73	6	25	125	93	1	309	10	2	.319	.401	.720





2015 FLYING SQUIRRELS



LHP Bryce Bandilla

Height/Weight: 6-4/235
Bats/Throws: Left/Left
Born: January 17, 1990 in Sacramento, CA
Resides: Fair Oaks, CA
Acquired: Selected by Giants in the 4th Round
2011 MLB June Draft



THE BANDILLA FILE

Flying Squirrels Debut:
4/4/14 @ NB

Last Team:
San Jose Giants

CAREER HIGHS:

IP (S):6.0, 7/27/12 vs. HIC
IP (R):2.0 (x7) last, 4/8/14 @BOW
H:10, 8/2/12 @ ROM
BB:6, 5/5/12 @ HAG
SO:10, 5/11/12 vs. GVL

Bandilla was given an early opportunity to earn a high-leverage spot in Russ Morman's 2014 bullpen but struggled with his command at times leading to trouble at the Double-A level. The Giants decided to give the hard-throwing lefty some more seasoning at High-A where he finished the season. Despite the Eastern League struggles last year, Bandilla is still lefty with a big arm and limitless potential. The Giants tried him as a starter at Augusta (A) in 2012, but injuries shortened his season. The Arizona Wildcat found a new home in the San Jose (A+) bullpen in 2013 and showcased what the future may hold. The Sacramento, CA, native has admitted using only a fastball in high school, and that developing a curveball in college didn't "work out." However, his changeup has advanced to the point that he struck out 197 batters in 152.1 innings. Continued improvement with the changeup and a better feel of his breaking pitches could easily put Bandilla back on track. Bandilla should hold down a spot at the backend of the Squirrels' bullpen on opening day.

2014

Began season in the Richmond bullpen and made Double-A debut on 4/4 in New Britain...Appeared in 15 games for the Squirrels and went 0-2 with ah 8.80 ERA...Was sent to San Jose on 5/28 and finished the year in the California League...Saved a career-high nine (9) games and made 36 appearances with the SJ Giants.

2013

Pitched entire season in San Jose (A+) ... Made 38 appearances, all out of the bullpen, logging 44.1 innings ... Successfully converted five of six save opportunities ... Posted a 3.65 ERA with 25 walks and 72 strikeouts on the season ... Collected a season-high six (6) strikeouts over 2.0 innings of work on 4/10 @ Stockton, with no runs and no hits ... Appeared in a combined four games in July and August, due to a lingering injury landing him on the disabled list.

2012

Made his first professional start in Augusta (A) on 4/8 ... Made 11 appearances with the GreenJackets, nine of which were starts, while posting a 3.05 ERA over 44.1 IP ... Collected a career-high 10 strikeouts on 5/11 ... Started four games for AZL (14.0 IP, 2 BB, 20 SO).

PERSONAL & MISCELLANEOUS

Was originally drafted by Cincinnati in the 28th round in 2008 out of Bella Vista High School (CA) but did not sign ... As a senior, turned in a 9-0 record with an exceptional 0.13 ERA, allowing a single earned run over 55 IP ... Was named league MVP as a senior ... Attended the University of Arizona ... Made a total of 55 appearances over two seasons, posting a 9-7 record in 126.2 IP (4.90 ERA) ... Received 2010 Pac-10 All-Conference Honorable Mention ... Was Giants' 4th round selection in 2011 ... Has said that he pitched in high school entirely with his fastball and that his fastball remains his primary pitch despite learning a changeup while at Arizona ... Grew up in Sacramento, but cites the Atlanta Braves as his childhood team of choice.

BANDILLA'S CAREER PITCHING STATISTICS

Year	Team	League	ORG	W	L	PCT	ERA	G	GS	CG	SHO	SV	SVO	IP	H	R	ER	HR	HB	BB	SO	WP	AVG
2012	AZL Giants	AZL	SF	0	0	.000	1.93	4	4	0	0	0	0	14.0	7	3	3	1	0	2	20	0	.143
2012	Augusta	SAL	SF	2	4	.333	3.05	11	9	0	0	0	0	44.1	44	26	15	1	0	28	48	5	.256
2013	San Jose	CAL	SF	1	4	.200	3.65	38	0	0	0	5	6	44.1	26	20	18	5	1	25	72	7	.167
2014	Richmond	EAS	SF	0	2	.000	8.80	15	0	0	0	0	1	15.1	18	16	15	2	1	15	10	5	.321
2014	San Jose	CAL	SF	0	1	.000	3.15	36	0	0	0	8	9	34.1	27	12	12	3	0	16	47	2	.216
Minor League Totals				3	11	.214	3.72	104	13	0	0	13	16	152.1	122	77	63	12	2	86	197	19	.219



Richmond Flying Squirrels



INF Brandon Bednar

Height/Weight: 6-4/180
Bats/Throws: Right/Right
Born: March 21, 1992 in Plainview, NY
Resides: Stuart, FL
Acquired: Selected by the Giants in the 7th Round 2013 MLB June Draft



THE BEDNAR FILE

Flying Squirrels Debut: N/A

Last Team: San Jose Giants

CAREER HIGHS:

Runs 3 6/28/13 @ HIL
Hits: 4 (2x) Last, 7/24/14 @ VIS
HR: 1 (Many)
RBI: 3 (3x) Last 4/8/14 @ SAV
SB: 2 8/22/13 vs BOI

Bednar proved quickly he could hit against the younger competition during his first full season within the organization in Augusta. His arrival in San Jose last year was even more impressive, batting .300 in the month of July. The Florida Gulf Coast product may have run out of steam as his production waned towards the end of the year. Bednar appears to do a lot of things well and can play a variety of positions along the infield. With a penchant for playing the game, Bednar could fill a versatile roll for the Squirrels in 2015 if given the chance. The 23 year-old may arrive with a bit more fanfare than Squirrels 2014 utility man Myles Schroder, due to his top ten round selection. Most likely the Giants will send the 22 year-old back to the California League to see if he can consistently handle Advanced-A pitching. If things fall into place the right way, Bednar could make his way to Richmond after the All-Star break. While his overall MLB prospect ceiling may not be all that elevated at the moment, a standout 2015 could change that in an organization that has nurtured hard-nosed players who play the game the right way.

2014

Made full season debut with August on 4/3/14...Hit .275 with nine (9) doubles and 24 RBI in 74 games with the GreenJackets... Promoted to San Jose on 7/2 and hit .300 for the month of July...Played 1B, 2B, 3B & SS between both levels and committed just seven (7) total errors.

2013

Was a quick sign following the draft and arrived to Salem-Keizer a few days after being selected...Made his professional debut with the AZL on 6/20 and appeared with Salem on 6/21... Played in 50 games with the Volcanoes and hit .272 with nine (9) doubles and 34 RBI....

PERSONAL & MISCELLANEOUS

Selected by the Giants in the 7th round of the 2013 draft....Signed for a \$161,500 bonus following his Junior season....Played and started all three collegiate years at FCGU...Was named to the Atlantic Sun all Conference First team in 2013 after leading the team in hitting (.336), RBI (46), doubles (17), runs scored (52) and stolen bases (7). Graduates South Fork high School (FL) and as a junior, was the starting shortstop for the 2009 Class 5A State Championship team...Born in Manhasset, NY and his family moved to Stuart, FL when he was two years-old....Brother Robert also played at FCGU but injuries ended his career...

BEDNAR'S CAREER BATTING STATISTICS

Year	Team	League	ORG	AVG	G	AB	R	H	2B	3B	HR	RBI	BB	IBB	SO	SB	CS	OBP	SLG	OPS	
2013	AZL	AZL	SF	.000	1	2	0	0	0	0	0	0	1	0	0	0	0	.500	.000	.500	
2013	Salem	NOR	SF	.272	50	202	36	55	9	6	34	14	0	28	11	3	332	.406	.738		
2014	Augusta	SAL	SF	.275	74	291	38	80	9	2	1	24	14	0	51	8	6	.314	.330	.644	
2014	San Jose	CAL	SF	.241	48	195	23	47	7	0	5	16	12	1	27	3	3	.297	.354	.651	
Minor League Totals				.264	173	690	97	182	25	2	12	74	41	1	106	22	12	.316	.358	.674	





2015 FLYING SQUIRRELS



RHP Joe Biagini

Height/Weight: 6-4/215
Bats/Throws: Right / Right
Born: May 29, 1990 Menlo Park, CA
Resides: Santa Clara, CA
Acquired: Selected by Giants in 26th Round
2011 June Draft



THE BIAGINI FILE

Flying Squirrels Debut:
N/A

Last Team:
San Jose Giants

CAREER HIGHS:

IP (S):.....8.0 @STK at STK
IP (R):.....1.0 (x2) Last:6/26/12 @EUG
H:.....11 (x3) Last vs STK
BB:.....6 6/25/14 vs MOD
SO:.....10 (x2) las 8/21/14 vs MOD

The durable Biagini turned in his more impressive season during the 2014 campaign. He led the San Jose Giants in innings pitched (128) and starts (23) while finishing 5th in the league in ERA (4.01). Armed with a upper 80's/low 90's fastball the UC Davis product was able to keep the ball on the ground in the hitter-friendly California League. Despite being a college level pitcher coming out of the draft in 2011, Biagini had appeared in only 20 game between UC Davis and the College of San Mateo. He did not pitch at all in 2010 due to Tommy John, perhaps leading to sub par results while in Augusta. There are some concerns that his success in 2014 came at the expense of also ran and lower level players. Top tier talent managed to hit Biagini well, but the transition to the spacious Diamond could play to the advantage of the 24 year-old. Barring a barrage of veteran MILB signings by the Giants, Biagini could easily start the year in the Richmond rotation, at least until Adalberto Mejia serves his 50 game suspension. That window could give the righty enough time to prove he belongs in the Eastern League.

2014

Made California League debut on 4/7 in Lancaster and hurled six (6.0) shutout innings in a no decision...Led San Jose with 10 victories (career-high) and 128 innings pitched...Finished 5th in the league in ERA (4.01)...Held left-handed hitters to a .242 average....Right-handers hit .302 against him.

2013

Spent the entire season at Low-A Augusta and made 20 starts for the Greenjackets....Went 7-3 with a 5.03 ERA in 96.2 innings...Went 5-1 with a 3.81 ERA in the first half of the season but struggled down the stretch...Limited the opposition to a .186 batting average at Lake Olmstead Stadium...Opponents batted .316 against him on the road...Won six (6) of his first seven (7) decision.

2012

Split first professional season between Short Season Salem-Keizer and Augusta....Made pro debut on 4/9 and made nine starts for the Greenjackets...Was demoted to Salem-Keizer on 6/23 and finished the year with the Volcanoes...Went five or more innings in eight (8) of his 12 starts with the Volcanoes.

PERSONAL & MISCELLANEOUS

Selected by the Giants in the 26th round of the 2011 draft out of UC Davis...Played with UC Davis for one (1) season (2011) and went 3-1 with a 7.47 ERA...Also played two season at the College of San Mateo (2009 & 2010)...Born in Menlo Park, Calif....Majoring in political science...Parents are Robert & Michele Biagini...Rob played minor league baseball in the Giants organization...Interned at California TV station KPIX....

BIAGINI'S CAREER PITCHING STATISTICS

Year	Team	League	ORG	W	L	PCT	ERA	G	GS	CG	SHO	SV	SVO	IP	H	R	ER	HR	HB	BB	SO	WP	AVG
2012	Augusta	SAL	SF	0	4	.000	7.41	9	9	0	0	0	0	34.0	36	33	28	4	0	29	36	7	.267
2012	Salem-Keizer	NOR	SF	2	4	.333	4.27	14	12	0	0	0	0	59.0	54	32	28	5	3	18	63	6	.248
2013	Augusta	SAL	SF	7	6	.538	5.03	20	20	0	0	0	0	96.2	102	63	54	5	4	42	79	6	.267
2014	San Jose	CAL	SF	10	9	.526	4.01	23	23	0	0	0	0	128.0	133	58	57	5	6	46	103	10	.275
Minor League Totals				19	23	.452	4.73	66	64	0	0	0	0	317.2	325	186	167	19	13	135	281	29	.267



2015 FLYING SQUIRRELS



RHP Ray Black

Height/Weight: 6-5/225
Bats/Throws: Right/Right
Born: June 26, 1990 in Wilkes-Barre, PA
Resides: Laffin, PA
Acquired: Selected by Giants in 7th Round 2011 June Draft



THE BLACK FILE

Flying Squirrels Debut:
N/A

Last Team:
San Jose Giants

CAREER HIGHS:

IP (S):
IP (R):1.0 (Many)
H:..... 2 (4x) Last 7/27/14 vs GBO.
BB:...2 (2x) Last 7/27/14 vs GBO.
SO: 3 (Many)

Black is hoping to follow in the fast-track footsteps of fellow hard-throwing reliever Hunter Strickland. Black has had to battle a multitude of injuries during his career, including a torn labrum suffered while Spring Training in 2012. Even though he missed a full two years, the Giants believe Black can harness his upper 90's fastball and mid 80's slider to become a devastating late-inning reliever. He could be the most intriguing arm to arrive in Richmond during the 2015 season but there is a good chance he starts the year back with San Jose. The Giants will be as careful, if not more so, with Black then they were with Strickland upon his return from Tommy John last year so the progression could be slower than desired for the 24 year-old. If Black manages to make his Double-A debut this year, opposing Eastern League teams could find themselves looking at variety of hard-throwing relievers in the later innings. Black's biggest challenge will be staying healthy and making sure he throws enough strikes to keep more advanced hitters on their toes. Expect a post All-Star break promotion if things go as planned.

2014

Made professional debut on 4/3 with Augusta following two years of injuries... Did not appear again until 5/3 against GVL... Appeared in 33 games for the GreenJackets and struck out 64 batters in just 31.1 innings (18.4/9IP). Converted all three save opportunities with Augusta and held SAL hitters to a paltry .147 average... Promoted to San Jose on 8/23 and made four (4) appearances in the California League... Allowed only one (1) home run in a combined 35.1 innings pitched... Named Best Fastball in the South Atlantic League... Added to the Giants 40-man roster after the season.

2013

Did not pitch due to injury (shoulder)

2012

Attended Spring Training but felt pain in shoulder after seven innings... Missed the entire season with a torn labrum

PERSONAL & MISCELLANEOUS

Drafted by the Giants in the 7th round of the 2011 draft out of the University of Pittsburgh... Signed for a \$225,000 bonus... Reshirted his Freshman year (2009) and appeared in a combined 30 collegiate contests (2010 & 2011)... Missed Senior year at Coughlin High School (PA) due to Tommy John Surgery leading to the redshirt Freshman season... Suffered severe shoulder injury during 2012 Spring Training and missed two full years...

BLACK'S CAREER PITCHING STATISTICS

Year	Team	League	ORG	W	L	PCT	ERA	G	GS	CG	SHO	SV	SVO	IP	H	R	ER	HR	HB	BB	SO	WP	AVG
2013	Injured		SF	-	-	.000	0.00	-	-	-	-	-	-	0.0	-	-	-	-	-	-	-	-	-
2014	Augusta	SAL	SF	1	3	.250	3.73	33	0	0	0	1	3	31.1	16	15	13	1	2	14	64	5	.147
2014	San Jose	CAL	SF	1	0	1.000	2.25	4	0	0	0	0	0	4.0	1	1	1	0	0	2	7	1	.083
	Minor League Totals			2	3	.400	3.57	37	0	0	0	1	3	35.1	17	16	14	1	2	16	71	6	.140



2015 FLYING SQUIRRELS



RHP Clayton Blackburn

Height/Weight: 6-3/220
Bats/Throws: Left/Right
Born: January 6, 1993 in Amarillo, TX
Resides: Edmond, OK
Acquired: Selected by Giants in 16th Round 2011 June Draft



THE BLACKBURN FILE

Flying Squirrels Debut:
4/4/14

Last Team:
Richmond Flying Squirrels

CAREER HIGHS:

IP (S):.....8.2, 6/5/12 vs. GBO
IP (R):.....3, 7/12/11 vs. AZL
H:.....8 (x5), last, 6/23/13 @ STK
BB:.....4 (x3), last, 6/29/13 vs. STK
SO:.....11 8/16/14 @POR

A few injuries in 2014 slowed what was otherwise an uplifting season for one of the Giants top pitching prospects. Blackburn continued his ability to command his pitches but at times relied too much on his breaking stuff when in trouble. A pair of double-digit strikeout performance and nice solid finish to the year after the injuries (lat, fingernail) have upped Blackburn's status in a prospect-thin organization. The Giants seemed to have pulled off a coup of sorts, landing Blackburn in the 16th round of the 2011 draft. They paid him well above slot money, believing he was ready to turn professional. They were right, as he signed, rather than fulfill a commitment to Oklahoma. He dazzled as a 19-year old in the South Atlantic League in 2012, and showed an advanced feel for four pitches. He shot up Baseball America's list of Giants' prospects to #6 entering 2013. He had a descent enough 2013 with San Jose to earn the spot in the Richmond rotation last year. Now entering his age 22 season, Blackburn is primed to prove he can be a potential middle to back of the rotation starter.

2014

Made Double-A debut on 4/4 @ New Britain and allowed just one run in 5.0 innings pitched....Missed 44 games from 5/7-7/4 due to lat strain...Placed back on disabled list before next start on 7/17 (fingernail)...Struck out a career-high 11 batters on 8/16 @ POR...Induced 1.95 GO/AO and a team-high tying 17 double plays... Had four (4) double plays turned behind him on 5/1 and again on 5/13... Was 20 innings shy of qualifying for the league leaders in ERA...

2013

Spent entire season in San Jose (A+), where he compiled a 3.65 ERA over a team-high 133.0 IP ... Averaged 1.038 strikeouts per inning on the season while only walking 35 batters ... Named CAL Pitcher of the Week for the week ending 7/28, after striking out six in an eight-inning outing where he allowed just one run on three hits vs. LAN on 7/25 ... Threw a no decision in Game 4 of the CAL League Division Finals @ Visalia, where he gave up five (5) runs on seven (7) hits, striking out eight with one walk over 6.0 IP ... Rated as the #6 prospect in the San Francisco system prior to the season and the #10 prospect following it by *Baseball America*.

2012

Pitched entire regular season with Augusta, was promoted to San Jose for the playoffs ... At age 19, led the South Atlantic League in strikeouts (143), K-BB ratio (7.9) and WHIP (1.02) ... Struck out six (6) or more batters in 16-of-22 starts ... Had a pair of 10-strikeout performances (5/17, 8/20) ... Earned the victory in game one of the California League Playoffs over Modesto (7IP, ER, 3H, 9K) ... Rated the #21 prospect entering the season ... Former Flying Squirrels' First Baseman Wes Hodges, after spending two weeks with the GreenJackets, proclaimed that he felt Blackburn could pitch effectively in the big leagues now.

2011

Made professional debut with AZL Giants on 7/1 ... Appeared in 12 games with six starts and a combined 33.1 innings pitched ... Earned win in first round of the AZL playoffs (6IP, 2ER).

PERSONAL & MISCELLANEOUS

Drafted by the Giants in the 16th round of 2011 out of Edmond Santa Fe High School (Edmond) ... Was committed to Oklahoma before signing an over-slot \$150,000 bonus with San Francisco.

BLACKBURN'S CAREER PITCHING STATISTICS

Year	Team	League	ORG	W	L	PCT	ERA	G	GS	CG	SHO	SV	SVO	IP	H	R	ER	HR	HB	BB	SO	WP	AVG
2011	AZL	SF	SF	3	1	.750	1.08	12	6	0	0	0	0	33.1	116	6	4	2	3	3	30	1	.140
2012	Augusta	SAL	SF	8	4	.667	2.54	22	22	0	0	0	0	131.1	116	47	37	3	8	18	143	5	.232
2013	San Jose	CAL	SF	7	5	.583	3.45	23	23	0	0	0	0	133.0	111	67	54	12	9	35	138	6	.224
2014	AZL	AZL	SF	0	1	.000	3.60	2	2	0	0	0	0	5.0	4	2	2	1	7	20	8	0	.222
2014	Richmond	EAS	SF	5	6	.455	3.29	18	18	0	0	0	0	93.0	94	40	34	1	7	20	85	6	.268
Minor League Totals				23	17	.575	2.98	77	71	0	0	0	0	395.2	341	162	131	18	28	76	405	18	



Richmond Flying Squirrels



OF Elliot Blair

Height/Weight: 6-1/185
Bats/Throws: Right/Right
Born: February 3, 1988 in Carrollton, TX
Resides: Argyle, TX
Acquired: Selected by the Giants in the 46th Round 2011 MLB June Draft



THE BLAIR FILE

Flying Squirrels Debut: 8/3/14

Last Team: Richmond Flying Squirrels

CAREER HIGHS:

Runs(2x) Last, 7/13/14 @STK
Hits:4 (2x) Last, 7/3/14 @MOD
HR:2 4/17/14 @BAK
RBI:4 (x3) Last, 7/3/14 @MOD
SB:2 (Many)

Blair, 27, emerged from the shadows after a slow beginning to his career. The former 46th round selection out of the University of Oklahoma hit a career-best .316 in 94 games with San Jose last year. It was a dramatic improvement from the .229 he hit in the California League the year prior. He fit a need for the Giants organization last year and made his way to Richmond for the final month of the season. Blair's reckless abandon style of outfield play resulted in several scintillating catches in centerfield at The Diamond. The former Sooners team captain managed to hit .240 in just under 100 at bats with the Squirrels and could once again find himself in the fourth outfielder mix to start 2015. His late round draft status and lack of prospect power could hurt when conceding time to some of the other young talent rising in the system. Still, he turned some heads last year and is the type of player a manager loves to have on his team. A lack of burner speed on the bases limits Blair in the tools department but he still has the ability to swipe a base and keep the defense honest.

2014

Began season with Advanced-A San Jose...Hit .316 in 94 games for San Jose and was 8th in the California League in hitting prior to promotion...Made Double-A debut on 8/3 to replace Jarrett Parker but appeared in the box score for 5/22 while competing in the completion of a suspended game...Appeared in five playoff games and went 2-8 in the post season for the Squirrels...

2013

Spilt time between Salem-Keizer (A-) and San Jose (A+)... Appeared in 11 games for the Volcanos before being promoted to San Jose... Hit 18-58 (.310) against left handed hitters... Had a seven game hit streak between 4/14/13 and 4/20/13.

2012

Earned a promotion to Augusta (A)... Struggled at the A level, only hitting 10-55 (.182) against left handed hitters... Had 12 multi-hit games, including a three hit game on 4/26/12

2011

Made his professional debut with the AZL Giants in 2011... Hit 38-114 (.333) in his first season... Hit 29-83 (.349) against right handed pitchers,

PERSONAL & MISCELLANEOUS

Selected by the Giants in the 46th round of the 2011 draft out of University of Oklahoma...Played four seasons at Oklahoma and redshirted his freshman year (2007). Was Sooners team captain as a senior in 2011...Given name is Major Blair III

BLAIR'S CAREER BATTING STATISTICS

Year	Team	League	ORG	AVG	G	AB	R	H	2B	3B	HR	RBI	BB	IBB	SO	SB	CS	OBP	SLG	OPS
2011	AZL	Giants	SF	.333	37	114	28	38	8	4	1	20	9	0	29	6	0	.421	.500	.921
2012	Augusta	SAL	SF	.204	76	240	29	49	14	0	3	19	19	0	62	11	2	.290	.300	.590
2013	Salem-Keizer	NOR	SF	.237	11	38	7	9	2	0	0	0	8	0	8	2	0	.396	.289	.685
2013	San Jose	CAL	SF	.229	69	223	34	51	14	1	3	26	29	0	60	4	6	.343	.341	.684
2014	San Jose	CAL	SF	.316	94	345	50	109	22	5	5	35	33	1	87	8	6	.381	.452	.833
2014	Richmond	EAS	SF	.240	27	96	9	23	4	0	1	11	10	0	27	4	1	.318	.313	.631
	Minor League Totals			.264	314	1056	157	279	64	10	13	111	108	1	273	35	15	.352	.381	.732



2015 FLYING SQUIRRELS



LHP Ryan Bradley

Height/Weight: 6-1/195
Bats/Throws: Switch/Left
Born: July 15, 1988 in Columbus, OH
Resides: Mattoon, IL
Acquired: Selected by the Giants in the 30th Round
2010 MLB June Draft



THE BRADLEY FILE

Flying Squirrels Debut:
4/8/13 vs. BOW

Last Team:
Richmond Flying Squirrels

CAREER HIGHS:

IP (S):8.0, 7/26/12 @ BAK
IP (R):4.1, 7/31/11 vs. SAV
H:12, 5/14/13 @ HAR
BB:6, 6/15/12 vs. MOD
SO:7 (x2), last, 8/28/12 @ LE

Like 2012 Flying Squirrels' closer Brett Bochy, Ryan Bradley has an influential father in the San Francisco system. His father, Bert, is the Coordinator of Minor League Pitching Instruction for the Giants. In that role he oversees the development of all Giants' minor league pitching prospects. That includes Ryan, who has made a steady incremental climb through the system. Originally a reliever as a pro, Bradley made the move to the rotation while with Augusta (A) in 2011 and had markedly more success than he had in relief. He continued as a starter as he advanced to San Jose (A+) in 2012 where he proved durable, making 28 starts. Bradley was a member of the Squirrels' opening day rotation in 2013, but conceded an opponent average of .414 through his first seven starts and was placed on the disabled to work through some issues. He returned as a reliever after a month absence and had more success in a relief role. Innings will be much tougher to come by in the River City in 2014 than they were last year, and Bradley's placement at the outset of the season will largely depend on his performance in Spring Training.

2014

Made three stops in the 2014 season, splitting time in San Jose (A+), Richmond (AA), and Fresno (AAA)... Spent the majority of the 2014 season in San Jose, where he made four starts and appeared in 17 games in relief... Pitched in 65 innings in 2014... Pitched a season high six innings against Modesto (A+) on 6/6/14.

2013

Continued annual climb through the system, spending the entire season in Richmond (AA), both as a starter and out of the bullpen ... Placed sixth on the team with 65.0 IP ... Successfully converted only SVO on 8/22 vs. Altoona ... Only allowed two of 11 inherited runners to score ... Opponents went 100-for-277 (.361 AVG).

2012

Spent entire season in San Jose and led the league in starts (28) ... Placed 5th in innings pitched (152.1) and 4th in walks allowed (58) ... Set a career-high in strikeouts with seven on 6/24 at Visalia ... Matched seven strikeouts on 8/28 at Lake Elsinore ... Opponents had a .296 batting average against. (183 hits).

2011

Spent the entire season with Augusta (Low-A), working as both a starter and a reliever with 28 total appearances ... Joined the starting rotation in July and final nine outings were as a starter ... Pitched to a 3.59 ERA in rotation (52.2IP, 21ER) and a 5.74 ERA out of bullpen (26.2IP, 17ER).

2010

Appeared in 18 games pitching entirely in relief for AZL.

PERSONAL & MISCELLANEOUS

Drafted in the 30th round of 2010 by giants out of Southern Illinois University ... Was originally drafted by the giants out of Mattoon High School (IL) in 50th round of 2006, did not sign ... Pitched two seasons at Kaskaskia College from 2007-08 ... Pitched two seasons 2009 and 2010 at SIU ... Was used exclusively as a reliever in his first season at SIU in 2009 ... Father, Bert, is the San Francisco Giants Coordinator of Minor League Pitching and was the San Jose pitching coach in 2000 and 2001.

BRADLEY'S CAREER PITCHING STATISTICS

Year	Team	League	ORG	W	L	PCT	ERA	G	GS	CG	SHO	SV	SVO	IP	H	R	ER	HR	HB	BB	SO	WP	AVG
2010	AZL Giants	AZL	SF	3	1	.750	6.62	18	0	0	0	0	1	17.2	27	16	13	1	0	9	18	3	.342
2011	Augusta	SAL	SF	4	2	.667	4.31	28	10	0	0	0	1	79.1	90	43	38	7	3	32	48	3	.296
2012	San Jose	CAL	SF	10	7	.588	4.90	28	28	1	1	0	0	152.1	183	94	83	13	7	58	94	8	.300
2013	Richmond	EAS	SF	0	6	.000	6.37	23	11	0	0	0	1	65.0	100	59	46	7	3	34	37	8	.361
2014	San Jose	CAL	SF	0	4	.000	8.76	21	4	0	0	0	0	49.1	72	50	48	6	1	20	37	4	.341
2014	Fresno	PCL	SF	0	0	.000	3.00	1	1	0	0	0	0	3.0	2	1	1	0	0	1	3	0	.182
2014	Richmond	EAS	SF	0	1	.000	6.75	4	2	0	0	0	0	10.2	15	8	8	1	2	7	5	5	.341
Minor League Totals				17	21	.447	5.65	123	56	1	1	1	3	377.1	489	271	237	35	16	161	242	31	.318



Richmond Flying Squirrels

2015 FLYING SQUIRRELS



of Daniel Carbonell

Height/Weight: 6-3/196
 Bats/Throws: Right/Right
 Born: March 29, 1991 in Camaguey, Cuba
 Resides: N/A
 Acquired: Signed by the Giants as an International Free Agent June 16, 2014



THE CARBONELL FILE

Flying Squirrels Debut:
9/13/14

Last Team:
Richmond Flying Squirrels

CAREER HIGHS:

Runs:.....3 8/19/14 vs MOD
 Hits:4 (2x) last 8/27/14 @ LE
 HR:2 8/19/14 vs MOD
 RBI:3 (2x) Last 8/19/14 VS MOD
 SB:2 (x2) last 8/30/14 @ HD

The Giants signed Carbonell, 24, to a four-year, 3.1 million dollar deal after he defected from Cuba in 2013. He signed in mid-June and by September was a member of the Flying Squirrels postseason roster. The Giants did not hesitate in moving the swift center fielder along, especially after his hit .344 with seven stolen bases in just 21 games with San Jose. He immediately dazzled with his defense in a handful of high-pressure games in Richmond and should have no problem controlling The Diamond outfield. To make up for lost time, San Francisco opted to send Carbonell to the prestigious Arizona Fall League but he batted just .190 in 58 at bats with Scottsdale. Carbonell was a member of the Cuban National for four years but was used primarily as a backup. He registers as a member of the Giants 40 man roster and could move quickly if his talents allow. Carbonell is an athletic prospect that some scouts project as more of a fourth outfielder. There is a good chance he hits atop the order all year for Jose Alguacil and the Flying Squirrels.

2014

First year in Giants organization.... Started the season with the AZL Giants (RK) and finished the regular season in San Jose (A+).... Saw playoff action with Richmond (AA)... Went 32-93 (.344) with San Jose and an OBP of .369... Played in 7 playoff games for the Squirrels, going 7-28 (.250) with two triples and two RBIs. Reported for the Arizona Fall League after the playoffs, hitting .190.

2013

Defected from Cuba, trained in the Dominican Republic.

2012

Made the switch to center field, his primary position in the organization currently... Spent half the year as a center fielder, appearing in 27 games in the outfield.... Committed four errors in 27 games.... Posted his best batting average as a pro as he went 59-198 (.298), and hit in 28 runs.

2011

In his second full season in the Cuban National Series, he saw a dip in his batting average, as he hit 53-195 (.272)... Stole 9 bases and knocked in 23 RBIs for Camaguey. Served as a designated hitter for Camaguey, only saw 3 games in the field as a first baseman.

2010

Appeared in 60 games as a 19 year old for Camaguey... Went 51-174 (.293) with 19 RBIs... Primarily a designated hitter, Carbonell played 3 games as a first baseman for Camaguey.

2009

Went pro in Cuba at age 18... Appeared in three games as an 18 year old for Ganaderos de Camaguey in the Cuban National Series.

PERSONAL & MISCELLANEOUS

Signed with the San Francisco Giants on 6/16/14... Signed a four year contract worth 3.175 million dollars... Entered the 2015 ranked as the 14th prospect in the Giants system by Baseball America

CARBONELL'S CAREER BATTING STATISTICS

Year	Team	League	ORG	AVG	G	AB	R	H	2B	3B	HR	RBI	BB	IBB	SO	SB	CS	OBPSLG	OPS	
2014	AZL Giants	AZL	SF	.314	10	35	10	11	3	0	1	4	2	0	4	4	0	.368	.486	.854
2014	San Jose	CAL	SF	.344	21	93	17	32	3	3	3	12	6	0	19	7	2	.390	.538	.928
Minor League Totals				.336	31	128	27	43	6	3	4	16	8	0	23	11	2	.384	.523	.907



2015 FLYING SQUIRRELS



RHP Jose Casilla

Height/Weight:
Bats/Throws:
Born:
Resides:
Acquired:

6-1/210
Right/Right
May 21, 1989 in Bani, DR
Bani, DR
Signed by the Giants as a NDFA
June 7th, 2006



The younger brother of Giants' reliever Santiago Casilla, Jose Casilla was finally able to make his Double-A debut in Richmond after an elbow injury had kept him off of one for nearly two full seasons. Casilla did manage a few stints on the DL in 2014 but was still able to prove he could be an effective reliever in the Eastern League. He showed good command of his breaking ball that lead to his fair share of swing-and-misses. At times he was needed to pitch in extended outings and for the most part was able muddle through even as the fastball velocity decreased into his third inning of work. The pedigree and the stuff have always been there, and had it not been for Tommy John Surgery, both Casilla brothers may have been pitching out of the San Francisco pen by now. As it is, Casilla will open the 2015 season at the age of 25. Time has not passed him by, but he certainly has lost some. He pitched well enough in the Eastern League to earn a return visit to Richmond with a potential rise to Sacramento if things go well. He still profiles as a bullpen arm suitable for middle innings work. If he returns to the RVA to start the season, expect to see Casilla as one of the first options out of the pen when the starters are a shorter pitch-count.

THE CASILLA FILE

Flying Squirrels Debut:
4/10/14

Last Team:
Richmond Flying Squirrels

CAREER HIGHS:

IP (S): 7.0, 7/25/07 vs. DSL (TB)
IP (R): 3.1, (x2) last 6/6/14 @ REA
H: 8, (x3) last, 6/13/13 @ VIS
BB: 5, 7/7/07 vs. DSL (NYY)
SO: 9, 7/13/07 vs. DSL (BOS)

2014

Played first year in Richmond (AA)... Threw in relief in 41 games... Fourth on the team in pitching appearances... Went five games (6/11/14-6/26/14) without giving up a hit... Notched wins in back to back games on 6/4/14 and 6/16/14.

2013

Made season debut on 5/11 vs. High Desert with the San Jose Giants ... Pitched 33.1 scoreless innings ...

2012

Did not play due to Tommy John Surgery

2011

Started season in San Jose (A+) ... was limited to just 12.1 innings of work due to elbow injury.

2010

Spent first full professional season with Low-A Augusta ... Selected as a South Atlantic League Mid-Season All-Star ... Led the Greenjackets staff with 14 saves ... Posted a razor-thin 1.16 ERA over 54.1 innings of work ... Had a 41-to-17 strikeout-to-walk ratio.

2009

Spent entire season with Salem-Keizer (SS-A) ... Was second in the Northwest League with 12 saves ... Led team and had a league-second 23 games finished ... Finished the season with a 1.67 ERA ... Struck out 31 batters over 27.0 IP ... Did not allow an earned run in 21 of 25 games.

2008

Began season with the AZL Giants ... Went 3-1-0 with a 1.59 ERA in six outings in the Arizona League before seeing 3.1 innings out of the bullpen with Salem-Keizer.

2007

Made 14 starts and two relief appearances with the DSL Giants ... Pitched a career-high 7.0 innings vs. TB on 7/25 ... Held opponents to a .223 average against ... Carried a 6-3-0 record and 3.76 ERA through the season.

PERSONAL & MISCELLANEOUS

From Bani, Dominican Republic ... Younger brother of Giants reliever Santiago Casilla ... Signed by Giants as a non-drafted free agent on June 7th, 2006 ... Was released in 2011 to clear a spot on the Giants' 40-man, but was re-signed shortly after.

CASILLA'S CAREER PITCHING STATISTICS

Year	Team	League	ORG	W	L	PCT	ERA	G	GS	CG	SHO	SV	SVO	IP	H	R	ER	HR	HB	BB	SO	WP	AVG	
2006	DSL Giants	DSL	SF	1	0	1.000	2.00	2	2	0	0	0	0	9.0	8	2	2	1	0	4	11	0	.235	
2007	DSL Giants	DSL	SF	6	3	.667	3.76	16	14	0	0	0	0	69.1	58	32	29	0	7	22	58	1	.223	
2008	AZL Giants	AZL	SF	3	1	.750	1.59	6	5	0	0	0	0	22.2	19	10	4	1	2	1	19	1	.216	
2008	Salem-Keizer	NOR	SF	0	0	.000	2.70	2	0	0	0	0	0	3.1	4	1	1	0	1	1	4	0	.308	
2009	Salem-Keizer	NOR	SF	1	1	.500	1.67	25	0	0	0	0	12	13	27.0	22	8	5	0	1	9	31	3	.210
2010	Augusta	SAL	SF	4	1	.800	1.16	46	0	0	0	14	18	54.1	40	9	7	0	3	17	41	5	.214	
2011	San Jose	CAL	SF	0	4	.000	9.49	11	0	0	0	1	2	12.1	17	13	13	1	0	6	4	0	.354	
2012	injured	SF	-	-	-	.000	0.00	-	-	-	-	-	-	0.0	-	-	-	-	-	-	-	-	-	
2013	San Jose	CAL	SF	3	7	.300	3.22	43	2	0	0	5	10	67.0	74	28	24	3	3	13	48	5	.276	
2014	Richmond	EAS	SF	4	1	.800	3.97	41	0	0	0	0	2	65.2	57	30	29	5	6	22	39	4	.232	
Minor League Totals				22	18	.550	3.10	192	23	0	0	32	45	330.2	299	133	114	11	23	95	255	19	.239	



Richmond Flying Squirrels



RHP Kyle Crick

Height/Weight: 6-4/220
Bats/Throws: Right/Right
Born: November 30, 1992 in Sherman, TX
Resides: Sherman, TX
Acquired: Selected by the Giants in the 1st (S) Round 2011 MLB June Draft



THE CRICK FILE

Flying Squirrels Debut:
4/6/14

Last Team:
Richmond Flying Squirrels

CAREER HIGHS:

IP (S):.....7 (x3), last, 8/29/13 vs.VIS
IP (R):.....2, 9/2/12 @ CSC
H:.....9, (x3) last, 7/13/14 @BOW
BB:.....6, (x2) last 4/19 @ALT
SO:.....11 (x3), last, 7/25/14@ERI

Crick ranked as the top-prospect in the Giants organization according to Baseball America heading into his first Double-A campaign last year, but took a slight step back with control issues. He still checks in as the Giants #3 prospect and should once again be given every opportunity to display his plus fastball to Eastern League hitters. Despite some wildness and an inconsistent breaking ball, Crick was still able to turn in some jaw-dropping strikeout performances to build upon for 2015. At 22 years-old, Crick will once again be considered one of the top pitching prospects in the league and is still very much in the Giants future plans. He was raw when San Francisco drafted him in 2010, having spent most of his high school career as a first baseman. Which is one of the reasons the excitement surrounding Crick intensified after his first full season - spent with Augusta (A). As he matured in 2012, he allowed no runs during four June starts and just 11 total earned runs over his final 13 starts of the season. His fastball is still his calling-card, but BA also gives him credit for having the best breaking ball in the San Francisco system, and the Giants believe his best secondary pitch is his changeup. He has drawn comparisons, both inside and outside the organization, to Giants' ace Matt Cain. An oblique injury cost him two months of the 2013 season. Crick, along with Clayton Blackburn and Chris Stratton will once again provide another prospect-laden starting staff, hopefully with more direct results.

2014

Played entire season with Richmond (AA)... Saw action in 23 games, starting 22 of them... Was the pitched on record for 13 games, going 6-7 with a 3.79 ERA....Went a season high six innings four times last year, going 2-1 in those four games... Right handed and left handed hitters were pretty even against Crick, hitting .232 and .235 respectively.

2013

Pitched entire season with San Jose (A+) ... Was selected to represent San Francisco in the prestigious MLB All-Star Futures game ... Led starting staff with 1.57 ERA over 14 starts ...Threw a season-high seven shutout innings, allowing two hits with 11 strikeouts vs.Visalia on 8/29 ...Allowed a single home run in 68.2IP ... Named California League Pitcher of the Week for week ending 9/1 after allowing only 11 earned runs in 11 starts upon activation from DL ... Had a 2.44:1 strikeout-to-walk ratio ... Picked up the win in game two of the CAL Division Finals vs.Visalia on 9/8 (7.0 IP, 0 ER, 8 SO).

2012

Spent entire season in Augusta (A) ...Allowed just one (1) HR in 111.1 innings pitched ...Was South Atlantic Pitcher of the Week for week ending 6/10 ...Started 22 games, made one (1) relief appearance on 9/2 ...Tossed a career-high seven shutout innings, allowing one hit with 10 strikeouts vs. Greensboro on 6/7 ...Almost repeated that performance nearly two months later on 8/1 vs. Rome (7IP,0R, 1H,7K.) ... Finished 5th in SAL in strikeouts (128) and 4th in walks allowed (67) ... Rated as having the best breaking ball in the South Atlantic League following the season

2011

Made seven relief appearances with the AZL Giants...Professional debut 7/20...Earned first career win on 7/23 with 1.2 scoreless innings...did not allow a run in five of seven outings...

PERSONAL & MISCELLANEOUS

Selected in the 1st round (supplemental) in the 2011 draft out of Sherman High School (Texas) ... Supplemental pick for loss of Juan Uribe ... Rated by BA as having the best fastball in Giants' organization entering 2013 ... Rated best breaking pitch in South Atlantic League following 2012 season ... Enters 2014 as the #1 ranked prospect in organization according to BA for the second consecutive season ... Played mostly first base in high school ...Was committed to Texas Christian University (TCU), but signed with the Giants for \$900,000.

CRICK'S CAREER PITCHING STATISTICS

Year	Team	League	ORG	W	L	PCT	ERA	G	GS	CG	SHO	SV	SVO	IP	H	R	ER	HR	HB	BB	SO	WP	AVG
2011	AZL Giants	AZL	SF	1	0	1.000	6.43	7	0	0	0	0	0	7.0	9	8	5	0	1	8	8	2	.321
2012	Augusta	SAL	SF	7	6	.538	2.51	23	22	0	0	0	0	111.1	75	39	31	1	12	67	128	13	.193
2013	San Jose	CAL	SF	3	1	.750	1.57	14	14	0	0	0	0	68.2	48	20	12	1	1	39	95	8	.201
2014	Richmond	EAS	SF	6	7	.462	3.79	23	22	0	0	0	0	90.1	78	42	38	7	1	61	111	12	.234
Minor League Totals				17	14	.548	2.79	67	58	0	0	0	0	277.1	210	109	86	9	15	175	342	35	.212



2015 FLYING SQUIRRELS



INF Mitchell Delfino

Height/Weight: 6-3/200
Bats/Throws: Right/Right
Born: January 13, 1991 in Santa Rosa, CA
Resides: Cloverdale, CA
Acquired: Selected by the Giants in the 20th Round
2012 MLB June Draft



THE DELFINO FILE

Flying Squirrels Debut:
9/3/14

Last Team:
Richmond Flying Squirrels

CAREER HIGHS:

Runs:..... 3(x5), last 8/30/14 vs VIS
Hits:..... 4 (x3), last 8/12/14 @ RC
HR:..... 2, 4/9/14 @ LAN
RBI:..... 6, 4/26/13 @ LEX
SB:..... 1, Many

A solid season in San Jose earned Delfino a promotion to Richmond just in time for the playoffs. Delfino was thrown right into the fire for six postseason contests and almost certainly will return to the River City as the team's starting third baseman in 2015. The California native gives the Giants a consistent approach at the plate and impressed with 28 doubles and 12 home runs in the California League last year. He was recognized as a South Atlantic League Mid-season All-Star while in Augusta back in 2012 and has shown a knack to play a tough position. Even though he still isn't what you would consider a marquee prospect, he has handled the bat thus far would indicate that the Giants may have got-ten a steal when they landed him in the 20th round. He may not hit double digit home runs in the Eastern League, especially at The Diamond, but he could easily hit towards the middle of the order as an important offensive piece. Delfino did not exactly dazzle in his pressure-filled playoff cameo last year, but that surely won't affect the 24 year-olds approach. Another sturdy season for Delfino, this time at Double-A, could vault Delfino into prospect territory.

2014

Spent the entire regular season with San Jose (A+)... Appeared in 131 games with San Jose... Went 154 for 533 (.289)... Was 4th in at bats in the California League with 533... Finished 2nd on the team in RBIs with 77... Hit 13 home runs with San Jose, making him 3rd on the team... Was promoted to Richmond (AA) for the Eastern League playoffs... Appeared in 4 games at third base in the playoffs

2013

Played in 122 games for Low-A Augusta ... Named a South Atlantic League Mid-Season All-Star ... Led team in hits (129), doubles (25), home runs (13) and RBI (76) ... Hit grand slam on 4/26 @ Lexington, collecting a career-high six (6) RBI ... Strung together 11-game hitting streak from 8/19-8/30, six (6) of which were multi-hit games ... Was added to San Jose's playoff roster.

2012

Split first professional season between the AZL Giants and Salem-Keizer ... Batted .208 with seven runs before being assigned to the Volcanoes roster ... Had a .358 average at home, compared to .186 on the road ... Was second on the team with 12 doubles ... Went 3-for-4 with two (2) RBI on 7/13 vs. Yakima.

PERSONAL & MISCELLANEOUS

Selected by Giants in the 20th round of the 2012 June Draft ... Was teammates with current Giants' prospect Joe Kurasch at the University of California-Berkeley ... Hit first career grand slam as college sophomore vs. Utah ... Attended Cloverdale High School (CA) ... Was Cal Hi Sports Division V Male Athlete of the Year in 2009 after batting .591 with 10 doubles, five triples, five home runs and 35 RBI.

DELFINO'S CAREER BATTING STATISTICS

Year	Team	League	ORG	AVG	G	AB	R	H	2B	3B	HR	RBI	BB	IBB	SO	SB	CS	OBP	SLG	OPS
2012	AZL Giants	SF		.208	12	48	7	10	6	0	0	2	4	0	6	2	0	.283	.333	.616
2012	Salem-Keizer	NOR	SF	.369	41	167	15	45	12	0	0	19	9	0	34	2	0	.315	.341	.656
2013	Augusta	SAL	SF	.270	122	477	63	129	25	2	13	76	35	0	76	4	4	.324	.413	.737
2014	San Jose	CAL	SF	.289	131	533	78	154	28	4	12	77	34	4	77	5	2	.333	.424	.757
	Minor League Totals			.276	306	1225	163	338	71	6	25	174	82	4	193	13	6	.325	.405	.730



Richmond Flying Squirrels



RHP Jason Forjet

Height/Weight: 6-2/180
 Bats/Throws: Right/Right
 Born: January 4, 1990 in Hollywood, FL
 Resides: Pembroke Pines, FL
 Acquired: Selected by the Giants in the 31st Round
 2012 MLB June Draft



THE FORJET FILE

Flying Squirrels Debut:
N/A

Last Team:
Salem-Keizer Volcanoes

CAREER HIGHS:

IP (S):7.0 (x2) last 8/25/14 vs SPO
 IP (R):..... 4.1 (x2) last 8/30/14 @BOI
 H:..... 10, 7/13/14 vs HIL
 BB:..... 4, 6/9/13 vs. LAN
 SO:..... 11, 7/23/14 @ SPO

Forjet will hope to get another crack at San Jose in 2015 before making his way to Richmond. The 31st round selection out of Florida Gulf Coast took a step back to Salem-Keizer last year and stepped into the rotation after being used as both a starter and reliever in 2013 with San Jose. At 24-years old, Forjet had expected success against younger competition in the Northwest League and should take another run at the California League maybe this time sticking in the rotation. Forjet was both a starter and reliever in college and how the Giants decide to use him could go a long way in determining his arrival in Richmond. Forjet regained his command last year (1.66BB/9IP) after struggling to thrown strikes in 2013 (3.53 BB/9IP). The late-round selection does has not resonated on any prospect rankings, but may find himself in Richmond if needed to fill in. His strikeout numbers have been above average throughout his career and it remains to be seen if he can limit enough contact to succeed at the next level.

2014

Pitched the entire season with Salem-Keizer (A-)... Led the Northwest League in wins with seven.... Led the Northwest League in strikeouts with 87...His 2.70 ERA was the lowest among qualifying starters... Gave up a season low three hits in six innings of work on 8/9/14 against Boise (A-)

2013

Skipped two levels to spend season with Advanced-A San Jose ...Threw 63.2 innings, both as a starter and out of the bullpen ...Struck out a career-high eight (8) batters on 6/3 @ Modesto, allowing no runs on two (2) hits ...Compiled a pre-All Star break 2.42 ERA, compared to 5.66 during the second half of the season.

2012

Pitched in seven (7) games for the AZL Giants, including one (1) start.

PERSONAL & MISCELLANEOUS

Selected by the Giants in the 31st round of the 2012 June Draft ...Attended Nova High School (FL) ... Graduated from Florida Gulf Coast University ... Ranked among the Eagles' top 10 players in 13 categories ... Led team with 15 starts as a senior ...Threw two (2) complete games during college campaign ... Was a four-time A-Sun All-Academic selection ... Selected to A-Sun All-Tournament team in 2012.

FORJET'S CAREER PITCHING STATISTICS

Year	Team	League	ORG	W	L	PCT	ERA	G	GS	CG	SHO	SV	SVO	IP	H	R	ER	HR	HB	BB	SO	WP	AVG
2012	AZL Giants	AZL	SF	0	0	.000	1.93	7	1	0	0	2	3	9.1	7	2	2	0	0	2	6	0	.233
2013	San Jose	CAL	SF	4	3	.571	4.52	19	10	0	0	0	0	63.2	69	34	32	8	2	25	55	3	.280
2014	Salem-Keizer	NOR	SF	7	1	.875	3.10	15	14	0	0	0	0	87.0	84	33	30	6	6	16	87	7	.257
Minor League Totals				11	4	.733	3.60	41	25	0	0	2	3	160.0	160	69	64	14	8	43	148	10	.265





2015 FLYING SQUIRRELS



OF Jesus Galindo

Height/Weight: 5-11/175
Bats/Throws: Switch/Right
Born: August 23, 1990 in Miranda, VZ
Resides: Miranda, VZ
Acquired: Signed by the Giants as a NOFA February 6, 2009



THE GALINDO FILE

Flying Squirrels Debut: N/A

Last Team:
San Jose Giants

CAREER HIGHS:

Runs:..... 4 (4), Last: 6/28/14 vs. VIS
Hits:..... 5, 6/28/14 vs VIS
HR:..... 1, Many
RBI:..... 5, 7/13/10 vs DSL NYY
SB:..... 4, 5/12/13 @ GVL

Galindo faces a potentially crowded Richmond outfield and most likely will enter the season as the odd man out. Primarily a centerfielder, Galindo should return to San Jose to start the season until Daniel Carbonell is ready to move on. The 23 year-old has never been considered a top tier prospect but did represent the Giants in the 2013 Futures Game after a stellar start in Augusta. The 23 year-old has never really faltered at any of his stops along the way and managed another decent season last year in San Jose. Galindo has plus speed that has already translated into 231 career stolen bases despite never playing more than 101 games in a season. In 2011 he led the Northwest League in runs (49) and steals (47) and has not stolen fewer than 31 bases in full season play. The switch-hitter does not bring much power to the plate but can turn a base hit into a double and has also displayed the ability to get on base at the top of the order. At the moment he is blocked by Carbonell, however an injury or promotion could place him in Richmond by the All-Star break

2014

Saw a promotion and spent the season in San Jose (A+)... Led the team in triples with eight... Had a 2 triple game on 5/5/14... Tied for fourth in doubles on the team with 22...

2013

Spent his second full season in Augusta (A)... Greatly improved in Augusta hitting 89-326 (.273)... had 19 multi hit games including three four hit games... Hit 18-55 (.327) against left handed hitters... Selected to the Futures Game.

2012

Earned a promotion in 2012 and spent the year with Augusta (A)... Hit 14-53 (.264) against left handed pitchers... Finished fourth on the team in average with .252.

2011

Spent his first season in the United States in Salem-Keizer (A-)... Third on the team in at-bats with 239... Third on the team in hits with 66... Had his best professional season with a batting average of .276.

2010

Spent his second full year with the DSL Giants... Hit 36-140 (.257) against right handed batters... Had a 9 game hit streak between 7/12/10 and 7/29/10.

2009

Began his professional career with the DSL Giants... Second on the team in on base percentage with .404..

PERSONAL & MISCELLANEOUS

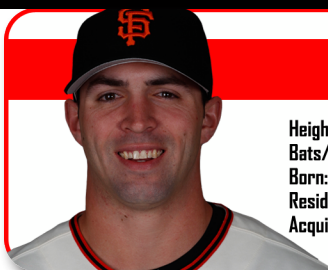
Born Jesus Alberto (Rivas) Galindo in Caucaagua, Miranda, VZ. Named the Giants 14th best prospect in 2012. Signed as an international free agent on February 9th, 2009.

GALINDO'S CAREER BATTING STATISTICS

Year	Team	League	ORG	AVG	G	AB	R	H	2B	3B	HR	RBI	BB	IBB	SO	SB	CS	OBP	SLG	OPS
2009	DSL Giants	DSL	SF	.244	58	168	49	41	5	2	0	16	37	0	49	22	4	.404	.298	.702
2010	DSL Giants	DSL	SF	.246	63	167	46	41	6	0	0	22	35	0	30	43	7	.385	.281	.666
2011	Salem-Keizer	NOR	SF	.276	62	239	49	66	9	3	2	20	25	0	46	47	8	.353	.364	.717
2012	Augusta	SAL	SF	.252	66	250	39	63	8	3	0	22	24	1	49	40	11	.333	.308	.641
2013	Augusta	SAL	SF	.272	89	326	66	89	9	2	1	25	31	1	80	48	6	.342	.322	.664
2014	San Jose	CAL	SF	.268	101	396	61	106	22	8	2	30	31	0	87	31	13	.334	.379	.713
Minor League Totals				.263	439	1546	310	406	59	18	5	137	183	2	341	231	49	.353	.334	.686



2015 FLYING SQUIRRELS



OF Devin Harris

Height/Weight: 6-4/225
Bats/Throws: Right/Right
Born: April 23, 1988 in Gastonia, NC
Resides: Greenville, NC
Acquired: Selected by the Giants in the 48th Round 2010 MLB June Draft



THE HARRIS FILE

Flying Squirrels Debut:
5/11/14 vs. BOW

Last Team:
Richmond Flying Squirrels

CAREER HIGHS:

Runs:.....3 (x3),last, 8/2/13 @ BAK
Hits:.....4 (x4) last, 8/2/13 @ BAK
HR:.....2 (x4) last, 5/21/14 @ NB
RBI:.....5 (x2) last, 6/16/13 @ VIS
SB:.....2, 7/14/10 vs. ROY

Harris impressed in his first season with Richmond last year as he slugged 13 homers and 26 doubles in just over 100 games. The most impressive feat for Harris was his ability to adjust to Eastern League pitching quickly while making solid contact on off speed offerings. He missed the first month of the season nursing an injury at extended spring but proved to be a key part of the Squirrels Eastern League Eastern Division title. Harris will be 26 years-old soon after the opening Day and may have hurt his draft stock by returning to college for a final season in 2010. The Giants selected him near the end of the draft with his power being his primary calling card. His first two seasons in professional baseball didn't do much to draw attention, as he struggled mightily in his first crack at the California League at the advanced age of 24. However, Harris acclimated himself well in his second CAL league go-around, earning an All-Star nod and leading the league with 40 doubles. He also found his power stroke, placing fifth in the circuit with 23 home runs. His season wouldn't fall into the astonishing category, and it also didn't vault the North Carolina-native up prospect rankings, but it certainly did turn Harris into a viable home run threat. Defensively he still has some work to do on taking routes on balls to the alley and the vast space at The Diamond has proven to be challenging at times. Expect him to drive in runs while hitting in the middle of the Squirrels order in 2015.

2014

Harris played his first season in the Eastern League with Richmond (AA). Harris appeared in 108 games where he went 101-394 (.256)... 4th on the team in hits with 101... Led the team in doubles with 26... Was 2nd on the team in total bases with 172.

2013

Played in 129 games for San Jose ... Led the California League in doubles (40), was second in extra-base hits (68), and was fifth in home runs with 23 ... Was CAL Player of the Week for week ending 4/29 (9 R, 10 H, 1 2B, 6 HR, 14 RBI) ... Had two (2) career-high games ... Went 3-for-3 with two (2) home runs and five (5) RBI on 6/16 @ Visalia ... Scored three (3) runs on four (4) hits and four (4) batted in @ Bakersfield on 8/2 ... Named to mid-season All-Star roster.

2012

Saw time in Augusta (A), San Jose (A+) and Fresno (AAA) ... Batted .185 for the Giants before making solo Triple-A appearance on 7/7 vs. Sacramento ... Finished season in Augusta, driving in 39 runs in 50 games, including a 3-for-5 outing with two (2) extra-base hits on 7/26.

2011

Spent first full professional season with Augusta (A) ... Hit a team-second 15 home runs and was tied for second with 26 doubles ... Batted .231 (92-399) in 108 games ... Was more successful against right-handers (.248) than lefties (.181) ... Ended the season with a .967 fielding percentage.

2010

Began season with the AZL Giants ... Batted .275 in 14 games, with three (3) doubles, a homerun and six (6) RBI before making the move to Salem-Keizer (A-) ... Appeared in 27 games for the Volcanoes ... Made no errors in 36 total chances with SK ... Batted .301 in August and September.

PERSONAL & MISCELLANEOUS

Originally drafted by the Baltimore Orioles in the 8th round of the 2009 June Draft, but did not sign ... Selected by the Giants in the 48th round of the 2010 June Draft ... Attended Ashbrook High School (NC) ... Lettered in baseball, basketball and football ... Spent collegiate years at East Carolina University ... Was a four-time ECU Director of Athletics Honor Roll recipient ... Led team in average (.364), hits (16), home runs (4) and RBI (11) vs. nationally-ranked opponents in 2009 ... Named preseason first-team All Conference USA prior to 2010 season.

HARRIS' CAREER BATTING STATISTICS

Year	Team	League	ORG	AVG	G	AB	R	H	2B	3B	HR	RBI	BB	IBB	SO	SB	CS	OBP	SLG	OPS
2010	AZL Giants	AZL	SF	.275	14	51	7	14	3	0	1	6	5	0	14	3	0	.351	.392	.743
2010	Salem-Keizer	NOR	SF	.273	27	99	8	27	9	1	1	12	4	0	36	0	3	.298	.414	.712
2011	Augusta	SAL	SF	.231	108	399	47	92	26	1	15	58	44	2	136	6	1	.310	.414	.724
2012	San Jose	CAL	SF	.185	53	178	22	33	3	2	4	20	21	0	62	0	2	.277	.292	.569
2012	Fresno	PCL	SF	.000	1	1	0	0	0	0	0	0	0	0	1	0	0	.000	.000	.000
2012	Augusta	SAL	SF	.245	50	188	22	46	8	4	8	39	22	1	56	2	3	.325	.457	.782
2013	San Jose	CAL	SF	.258	129	508	75	131	40	5	23	84	41	1	123	1	1	.318	.492	.810
2014	Augusta	SAL	SF	.236	16	55	7	13	5	0	2	7	8	0	12	1	0	.333	.436	.769
2014	Richmond	EAS	SF	.256	108	394	47	101	26	3	13	52	30	0	121	3	2	.310	.437	.747
Minor League Totals				.244	506	1873	235	457	120	16	67	278	175	4	561	16	12	.312	.432	.744



2015 FLYING SQUIRRELS

Organization

2015 Flying Squirrels

2014: In Review

History & Records

Eastern League

SF Giants

General Info



of Tyler Horan

Height/Weight: 6-1/230
Bats/Throws: Left/Right
Born: December 2, 1990 in Stoughton, MA
Resides: Middleboro, MA
Acquired: Selected by the Giants in the 8th round
2013 MLB June Draft



THE HORAN FILE

Flying Squirrels Debut:
9/3/14 @AKR

Last Team:
Richmond Flying Squirrels

CAREER HIGHS:

Runs: 3 (Many)
Hits: 4 (x2) 7/4/14 @ CSC
HR: 1 (Many)
RBI: 5, 6/26/14 vs ROM
SB: 1 (Many)

Horan made the most of his first full professional season by slugging 25 home runs between Augusta and San Jose (second in the Giants system behind former Squirrel Adam Duvall). He was rewarded for his good deeds with a last minute promotion to Richmond just in time for the playoffs. The Virginia Tech product will be eager to get a full season of Double-A under his belt and should and should slot in as an everyday player in 2015. With the return of another power bat in Mac Williamson and the possible presence of Devin Harris, the Squirrels could roll out an everyday lineup that possesses similar power to the slugging 2013 squad. Selected in the 8th round of the 2013 draft, the 24 year-old could easily land himself on the prospect radar with a standout season in the Eastern League. His ability to get on base (career .357 OBP) could hopefully help balance out some of Horan's strikeout tendencies. The opportunity should be made available for Horan to drive in his fair share of runs, but defensively The Diamond will provide some additional challenges defensively.

2014

Harris played his first season in the Eastern League with Richmond (AA)... Harris appeared in 108 games where he went 101-394 (.256)... 4th on the team in hits with 101... Led the team in doubles with 26... Was 2nd on the team in total bases with 172.

2013

Spent his first professional season splitting time between the AZL Giants and the Salem-Keizer Volcanoes (A-)... Did significantly better at the higher level, hitting 52-176 (.295) in Salem-Keizer vs hitting 12-49 (.245) with the AZL Giants...

PERSONAL & MISCELLANEOUS

Drafted in 2013 in the 8th round by the San Francisco Giants... Was an All Atlantic Coast Conference first team in 2013... 2013 Collegiate Baseball Newspaper 2nd team All-American.... 2013 NCAA Blacksburg Regional All-Tournament Team...

HORAN'S CAREER BATTING STATISTICS

HOFER'S CAREER BATTING STATISTICS																							
Year	Team	League	ORG	AVG	G	AB	R	H	2B	3B	HR	RBI	BB	IBB	SO	SB	CS	OBP	SLG	OPS			
2013	AZL Giants	AZL	SF	.245	13	49	14	12	5	1	0	5	6	0	12	1	0	.321	.388	.709			
2013	Salem-Keizer	NOR	SF	.295	44	176	25	52	11	3	4	25	20	0	34	4	0	.372	.460	.832			
2014	Augusta	SAL	SF	.273	102	370	59	101	22	5	15	54	39	2	97	9	4	.350	.481	.831			
2014	San Jose	CAL	SF	.321	28	106	17	34	5	1	10	27	9	1	31	6	4	.376	.670	1.046			
Minor League Totals							.284	187	701	115	199	43	10	29	111	74	3	174	20	8	.357	.498	.855



Richmond Flying Squirrels



RHP Stephen Johnson

Height/Weight: 6-4/200
 Bats/Throws: Right/Right
 Born: February 21, 1991 in Washington, DC
 Resides: Austin, TX
 Acquired: Selected by the Giants in the 6th Round
 2012 MLB June Draft



THE JOHNSON FILE

Flying Squirrels Debut:
N/A

Last Team:
San Jose Giants

CAREER HIGHS:

IP (S):Has Never Started
 IP (R):3.1 8/31/14 @HD
 H:7.5/13/13 vs. ROM
 BB:3 (x2) 4/17/14 @BAK
 SO:6.7/31/13 vs. ROM

Johnson, a lanky, hard-throwing right-hander mixed his eye-popping strikeout rates with bouts of command issues during his time in San Jose last year. Despite his upper-90s fastball and 10K/BB ratio in the California League, he managed to fall out of the vaunted Baseball America Top 30 prospect ranking. Still he possesses the ability to become a dominant late inning threat and could fit in nicely with the Squirrels bullpen. The 6th round selection in 2012 out of St. Edward's College (Austin, TX, Division II) has always been able to limit contact, holding hitters to a career .232 batting average. He battled some injuries early on in his career but has been able to hold up over the past three seasons since turning pro. Johnson spent the majority of the 2014 season in the eighth inning but was rarely given the chance to close due to the presence of fellow hard-throwing relievers such as Steven Okert Tyler Mizenko and Bryce Bandilla. Entering the 2015 campaign, Johnson has a n excellent shot to join the Flying Squirrels' bullpen and may get into the mix of finishing games. If new Pitching Coach Steve Kline can reign in Johnson's control issues, then the sky is the limit. His biggest challenge will be dealing with more advanced hitters with better pitch selection.

2014

Spent the 2014 season with the San Jose Giants (A+)... 2nd on the team in relief appearances with 49... pitched 69.0 innings with a 3.65 era... Left handed hitters had a .235 batting average against while right handed hitters had a .241 batting average against.

2013

Spent first full professional season with Augusta (A) ... Successfully converted all eight (8) save opportunities ... Had 2.37 K/BB ratio ... Had a pre All-Star break of 1-1-4, compared to going 4-0-4 after the break ... Pitched a 2.1 inning win vs. Rome on 7/31 with no runs on no hits, striking out six (6) ... Tabbed as the #28 prospect in the SF system by BA.

2012

Began season with the AZL Giants (2 games) ... Made 17 relief appearances for short-season Salem-Keizer ... Posted 4.66 ERA ... Opponents batted .257 against.

PERSONAL & MISCELLANEOUS

Graduated from Boulder High School (CO) ... Attended St. Edward's University ... Began college career as a starter but transitioned to the bullpen as a junior ... Named to second-team All-Heartland Conference after posting 7-5 record with 3.56 ERA in 2011 ... Ended 2012 season just two saves shy of a national record (18/20) ... Struck out 74 batters in 43.1 innings of relief ... Named the 2012 Daktronics DII All-American closer ... Selected by Giants in the 6th round of the 2012 June Draft.

JOHNSON'S CAREER PITCHING STATISTICS

Year	Team	League	ORG	W	L	PCT	ERA	G	GS	CG	SHO	SV	SVO	IP	H	R	ER	HR	HB	BB	SO	WP	AVG
2012	AZL Giants	AZL	SF	0	0	.000	4.50	2	0	0	0	0	0	2.0	1	1	1	0	0	2	2	0	.167
2012	Salem-Keizer	NOR	SF	0	2	.000	4.66	17	0	0	0	2	4	19.1	19	11	10	2	0	12	19	3	.257
2013	Augusta	SAL	SF	5	1	.833	3.61	45	0	0	0	8	8	52.1	41	24	21	2	3	30	71	7	.215
2014	San Jose	CAL	SF	7	4	.636	3.65	49	0	0	0	1	3	69.0	62	31	28	5	3	36	77	4	.238
Minor League Totals				12	7	.632	3.79	113	0	0	0	11	15	142.2	123	67	60	9	6	80	169	14	.232



2015 FLYING SQUIRRELS

LHP Joseph Kurrasch



Height/Weight: 6-4/220
 Bats/Throws: Right/Right
 Born: June 19, 1991 in Santa Ana, CA
 Resides: San Juan Capistrano, CA
 Acquired: Selected by the Giants in the 8th Round
 2012 MLB June Draft



THE KURRASCH FILE

Flying Squirrels Debut:
N/A

Last Team:
San Jose Giants

CAREER HIGHS:

IP (S): ... 8.0 (x2), last 7/19/14 vs LE
IP (R): 6.0 6/12/14 vs STK
H: 11 7/12/14 @STK
BB: 4 (x3) last 7/6/14 vs STK
SO: 12, 8/25/13 @HIC

Kurrasch went from not having a job to arguably being the most reliable arm in the San Jose rotation last year. He began the season in extended spring training and was bumped into the SJ rotation following an injury to Joan Gregorio. The 23 year-old posted a team-best 3.05 ERA in 91 innings pitched despite subpar strikeout and walk rates..The Penn State product is not known for his velocity but can locate his upper 80's fastball consistently enough to get outs at the lower levels. With Adalberto Mejia serving a 50-game suspension to begin the season, Kurrasch could slide into a spot start role with Richmond at some point. An 8th round selection in 2012, Kurrasch struggled against younger competition during his first professional season in 2013 when posted an unenviable 5.03 ERA with Salem-Keizer. He was able to drastically turn things around for the final seven outings with Augusta and parlayed that strong 2013 finish into a solid 2014 with San Jose. Kurrasch may have to prove last year was no fluke before taking on the Eastern League.

2014

2014

Spent entire year in San Jose (A+)... Appeared in 18 games for San Jose... Started 15 of the 18 games for San Jose... Earned seven of his eight wins as a starter... Left handed hitters hit 22-96 (.229) against him... Hitters hit for a .200 batting average when he was pitching in relief vs .247 as a starter... 2nd on the team in wins with eight... Fifth on the team in innings pitched with 91.1

2013

2013 - Started the 2013 campaign back in Salem-Keizer (A-)... Threw six innings of relief on 7/23/13, earned the win... Earned a promotion to Augusta (A) where his performance greatly improved... Earned five wins in seven appearances for the GreenJackets... Struck out 12 against Hickory (A) in 7 innings pitched... Right handed hitters went 12-60 (.200) against him...

2012

Made his professional debut with the Salem-Keizer (A-). Appeared in three games for the Volcanoes before being sent to the AZL Giants. Gave up six runs in five innings pitched for Salem-Keizer... Appeared in three games for the AZL Giants...

PERSONAL & MISCELLANEOUS

Drafted in the 8th round in 2012 out of Penn State... Transferred from The University of California in 2010... Appeared in 10 games for Cal... Sat out sophomore year at Penn State because of the transfer... Was third in the Big Ten with 78 strikeouts... Had a 1.71 ERA in Big Ten play... Majored in Communication with Business at Penn State... Parents are David and Kelly Kurrasch

KURRASCH'S CAREER PITCHING STATISTICS

Year	Team	League	ORG	W	L	PCT	ERA	G	GS	CG	SHO	SV	SVO	IP	H	R	ER	HR	HB	BB	SO	WP	AVG
2012	Salem-Keizer	NOR	SF	0	2	.000	10.80	3	0	0	0	0	1	5.0	7	6	6	0	1	3	3	0	.350
2012	AZL Giants	AZL	SF	0	0	.000	0.00	3	0	0	0	0	0	3.0	3	1	0	0	0	2	3	1	.300
2013	Salem-Keizer	NOR	SF	2	4	.333	5.03	9	8	0	0	0	0	34.0	45	23	19	0	1	12	25	2	.308
2013	Augusta	SAL	SF	5	0	1.000	1.78	7	4	0	0	0	0	25.1	19	7	5	1	0	8	32	7	.207
2014	San Jose	CAL	SF	8	4	.667	3.05	18	15	0	0	0	0	91.1	80	34	31	3	1	33	49	5	.242
	Minor League Totals			15	10	.600	3.46	40	27	0	0	0	1	158.2	154	71	61	4	3	58	112	15	.258



Richmond Flying Squirrels

2015 FLYING SQUIRRELS



Organization

2015 Flying Squirrels

2014: In Review

History & Records

Eastern League

SF Giants

General Info



RHP Derek Law

Height/Weight: 6-3/218
Bats/Throws: Right/Right
Born: September 14, 1990 in Pittsburgh, PA
Resides: Pittsburgh, PA
Acquired: Selected by the Giants in the 9th Round 2011 MLB June Draft



THE LAW FILE

Flying Squirrels Debut: 4/5/14

Last Team: Richmond Flying Squirrels

CAREER HIGHS:

IP (S): Has Never Started
IP (R): ... 3.2 6/10/12 @ ROM
H: 5 (x3) last, 5/6/13 vs. ASH
BB: 3 (x3) last, 4/28/13 @ LEX
SO: 7 6/10/12 @ ROM

Law was on the fast track to join the Giants in September after a stellar start in Richmond until he was removed from a game on June 8th in Reading. The initial diagnosis was "forearm tightness" but eventually that lead to a torn UCL and Tommy John Surgery. That forced Law to miss the remainder of the season and the beginning of this one as he works his way back. As Law recovers his plus fastball and devastating curveball it will most likely be in a similar fashion as Hunter Strickland's return a year ago. The Giants seem to have a proven method of working their hard-throwing relievers back from Tommy John (Strickland and Black) and Law could find his way back to the RVA during his return this year. The Giants selected Law in the 9th-rounder of the 2012 draft out of Miami Dade JC and did not attempt to change his quirky delivery. His only real weakness last year was the 14 walks he issued in 28 innings pitched. Throughout his career he has displayed the ability to command his pitches and walked only one batter in 25.2 innings pitched with San Jose in 2013. He posted a 4.5-1 K/BB ratio in the California League and jumped up the prospect rankings with an impressive 11 appearances in the prestigious Arizona Fall League in 2013. Giants' skipper Bruce Bochy has taken notice of the Pittsburgh, PA, native during big league spring training last year and Law still ranks as a top-rated prospect (#23) and he should easily work his way back into the Giants bullpen conversation as he rehabs.

2014

Law spent the entire 2014 season with Richmond (AA)... Led the team in saves with 13... Saved 13 out of 14 save opportunities... Started the year with five straight appearances (4/05/14-4/16/14) without giving up a hit... Left game on 6/8 @REA with forearm tightness... Had Tommy John surgery on 6/26/14.

2013

Split season between the AZL Giants (rookie), Augusta (A), and San Jose (A+) ... Pitched a total of 66.1 innings with a 2.31 ERA and .206 average against ... Led team with 21 games finished ... Struck out four (4) or more batters in 10 games ... Earned win after allowing no runs on only one (1) hit in a 2.0 inning outing on 8/30, striking out six of seven batters faced ... Invited to Arizona Fall League following season, holding opponents to a .186 average with a 0.00 ERA in eleven appearances ... Rated #12 prospect in the Giants' system by BA.

2012

Spent entire season in Augusta (A) bullpen ... Struck out a career-high seven (7) batters on 6/10 vs. Rome ... Saved two games in six chances ... Held opponents to a .216 average ... Struck out 67 in 55.2 IP (10.9 SO/IP) ... Allowed just one run at home all season long (27.1 IP) versus 19 runs on the road (28.1 IP).

2011

Opened professional career on 7/13 for the AZL giants ... Appeared in 15 games out of the bullpen and converted all four save opportunities ... Tossed 12 scoreless outings.

PERSONAL & MISCELLANEOUS

Drafted in the 9th round of 2011 out of Miami Dade Junior College ... Graduated Seton LaSalle Catholic High School (Pittsburgh) ... Selected in same draft as Miami Dade teammate Brian Goodwin (Washington, 1st RD Sup.) ... Was drafted by the Rangers in the 28th round of 2009 but did not sign ... His father Joe Law pitched in the minor leagues for a decade, including parts of four seasons at Triple-A. He was 64-49 overall ... Joe Law (father) was on the major league roster of the Oakland Athletics for four days once but never appeared in the show.

LAW'S CAREER PITCHING STATISTICS

Year	Team	League	ORG	W	L	PCT	ERA	G	GS	CG	SHO	SV	SVO	IP	H	R	ER	HR	HB	BB	SO	WP	AVG
2011	AZL Giants	AZL	SF	0	0	.000	2.50	15	0	0	0	4	4	18.0	16	6	5	0	0	2	19	2	.232
2012	Augusta	SAL	SF	5	2	.714	2.91	32	0	0	0	2	6	55.2	45	20	18	6	2	23	67	8	.216
2013	Augusta	SAL	SF	0	3	.000	2.31	19	0	0	0	3	4	35.0	27	12	9	1	1	10	48	4	.206
2013	AZL Giants	AZL	SF	1	0	1.000	3.18	5	0	0	0	0	0	5.2	4	2	2	0	0	1	9	2	.200
2013	San Jose	CAL	SF	4	0	1.000	2.10	22	0	0	0	11	11	25.2	20	7	6	1	1	1	45	5	.208
2014	Richmond	EAS	SF	2	0	1.000	2.57	27	0	0	0	13	14	28.0	19	8	8	1	1	14	29	1	.198
Minor League Totals				12	5	.706	2.57	120	0	0	0	33	39	168.0	131	55	48	9	5	51	217	22	.211



2015 FLYING SQUIRRELS

OF Chris Lofton



Height/Weight: 6-1/175
 Bats/Throws: Left/Right
 Born: May 20, 1990 in Jackson, MS
 Resides: Raleigh, MS
 Acquired: Selected by the Giants in the 9th Round
 2010 MLB June Draft

THE LOFTON FILE

Flying Squirrels Debut:
N/A

Last Team:
San Jose Giants

CAREER HIGHS:

Runs: 3, (x3) Last, 7/19/12 @ VIS
 Hits: 4, (x3) last, 6/24/14 @ ROM
 HR: 2 8/24/12 @ RC
 RBI: 5, 7/15/13 @ LE
 SB: 2, Many

Lofton, a three-sport star in high school, is a speedy centerfielder who took a step back last year after a difficult start in San Jose. He spent all of 2012 and 2013 in the California League and was able to have success getting on base despite strikeout woes. A ninth round pick out of Jones County Junior College in Mississippi, where he also starred on the football field, Lofton's primary weapon remains his speed. He notched 11 triples in 2013 and stole 21 bases in just 96 games last year. He plays solidly defensively in the outfield but hasn't had enough success to gain prospect status thus far in his career and may be running out of time to show development steps at his 25 years-old season. Still, he has stolen 20 or more bases in each of his full seasons as a professional and has the tools that scouts love. The Giants should give Lofton another crack at San Jose and the clock is ticking for him to turn his talent into results on the field. The Squirrels will have a crowded outfield in 2015 and Lofton will try to step up and not allow any more of the younger prospects to pass him by. A sighting in Richmond may only occur this year if injuries and promotions break the right way for him.

2014

Began 2014 in San Jose (A+) and ended the year in Augusta (A)... Struggled in San Jose at the plate going 14-74 (.189) but improved greatly, going 69-276 (.250) in Augusta... Stole 21 bases combined in San Jose and Augusta... Hit .266 in Augusta against right handed pitchers...

2013

Played in 120 games for San Jose ... Was fifth in the California League with 11 triples ... Led team for second straight year with 23 stolen bases ... Committed three (3) errors in 278 total chances for a fielding percentage of .989 ... Batted .520 in six-game span (7/1-7/6) picking up three (3) doubles and two (2) triples.

2012

Continued upward trend by spending entire season with San Jose (A+) ... Stole 22 bases, good for second on the team ... Went 4-for-7 @ High Desert on 4/10 (2 R, 2 2B, 3 RBI) ... Had only career multi-homer game on 8/24 @ Rancho Cucamonga ... Had 22 multi-hit games.

2011

Spent first full professional season with Augusta (A) ... Had a team-second 22 stolen bases ... Was third on the team in runs (59) and walks (49) ... Batted .269 with runners on base, .226 with RISP, and .300 with bases loaded ... Played in all three Greenjackets' playoff games ... Tied for second in postseason OBP with .462.

2010

Spent entire season with Salem-Keizer ... Had 14 multi-hit games, batting .268 overall ... Committed just one (1) error in 99 chances (.990 fielding percentage) ... Was leadoff batter in 49 of 52 games.

PERSONAL & MISCELLANEOUS

Selected by the San Francisco Giants in the 9th round of the 2010 June Draft out of Jones County Junior College (MS) ... Was a three-sport athlete at Raleigh High School and played baseball and football at JJC ... Hit .331 with one (1) home run and 26 RBI, stealing 15-of-18 attempted bases, in 2010.

LOFTON'S CAREER BATTING STATISTICS

Year	Team	League	ORG	AVG	G	AB	R	H	2B	3B	HR	RBI	BB	IBB	SO	SB	CS	OBP	SLG	OPS
2010	Salem-Keizer	NOR	SF	.268	52	198	32	53	5	2	2	16	22	0	41	15	5	.350	.343	.693
2011	Augusta	SAL	SF	.237	119	418	59	99	16	2	1	31	49	0	98	22	14	.323	.292	.615
2012	San Jose	CAL	SF	.245	96	347	67	85	14	1	5	30	38	0	103	22	7	.320	.334	.654
2013	San Jose	CAL	SF	.258	120	446	72	115	18	11	4	41	45	1	105	23	13	.331	.374	.705
2014	San Jose	CAL	SF	.189	20	74	13	14	2	3	0	4	9	0	27	4	2	.277	.189	.574
2014	Augusta	SAL	SF	.250	76	276	36	69	16	3	2	29	28	0	69	17	6	.320	.351	.671
2014	Minor League Totals			.247	483	1759	279	435	71	22	14	151	191	1	443	103	47	.325	.337	.662



Richmond Flying Squirrels

2015 FLYING SQUIRRELS



Organization

2015 Flying Squirrels

2014: In Review

History & Records

Eastern League

SF Giants

General Info



OF Ryan Lollis

Height/Weight: 6-2/185
Bats/Throws: Left/Left
Born: December 16, 1986 in Houston, TX
Resides: Houston, TX
Acquired: Selected by the Giants in the 37th Round 2009 MLB June Draft



THE LOLLIS FILE

Flying Squirrels Debut:
 9/2/2011 @ ALT

Last Team:
 Richmond Flying Squirrels

CAREER HIGHS:

Runs:.....5, 7/9/11 @ ASH
Hits:.....4 (x5), last, 6/12/12 @ IE
HR:.....2, 8/6/13 @ POR
RBI:.....5, 7/9/11 vs. ASH
SB:.....2, 8/26/14 @ LE

Lollis, 27, has become a Richmond mainstay over the past several years and has developed into more of an organizational role for the Giants, having played from San Jose to Fresno the last three seasons. He may not be the fastest outfielder available on the roster but makes up for any potential shortcomings with a gritty style of play as well as the ability to make solid contact. He has hit at every level he has played in his career, including being the most consistent Flying Squirrel offensively in 2013. He didn't boast staggering numbers, but then again, that has always been the Texans game. Last year Lollis struggled with inconsistent playing time and hit a career-low .217 in 70 games with the Squirrels. He finished out the year in San Jose and rebounded nicely against the younger competition. There is a good chance Lollis finds himself in a similar reserve role in 2015 with Richmond and if so he could be better equipped to produce on the field. Having a versatile player like Lollis on the roster will give new Squirrels Manager Jose Alguacil enough flexibility to rotate his power bats into the DH slot against American League affiliates.

2014

Split season with Richmond and San Jose...Began year with the Squirrels and appeared in 70 games while hitting .217 with 21 runs scored...transferred to San Jose on 8/5 and finished season with the SJ Giants...Hit .275 with three (3) homers down the stretch.

2013

Spent entire season with Double-A Richmond ...Was fourth on the team in hits (125) and doubles (24) ...Committed only five (5) errors in 294 total chances for a team-second .983 fielding percentage among center fielders ...Went 2-for-5 with a career-high two home runs @ Portland on 8/6 ...Batted .267 and collected 57 RBI ...Reached base on balls 50 times, while striking out in 61 at-bats.

2012

Split time between San Jose (A+) (75 games) and Fresno (AAA) (50 games) ...Batted .296 (94-318) with San Jose before promotion the Triple-A on 7/10 ...Filled in as primary center fielder with Fresno and hit .309 (54-175) with 21 RBI ... Lollis has appeared for all the Giants affiliates except for the AZL club ... Hit a combined .316 (114-360) vs. RHP and .248 against LHP (34-133).

2011

Played for three different teams in the Giants' farm system ... Began the season with Advanced-A San Jose and batted .255 (13-51) with five (5) RBIs in 14 games with the Giants ...Went 4-6 with two (2) RBIs and three (3) runs scored vs. VIS on 4/15 ... Sent down to Low-A Augusta on 5/31 ... Batted .314 (93-286) with 2 HRs and 37 RBIs in 80 games with the GreenJackets ...Amassed a .343 average (47-137) with 14 RBIs in 38 home games ... Batted .289 (46-159) with 2 HRs and 23 RBIs in 42 road games ...Went 3-5 with a HR, a double and five (5) RBIs @ ASH on 7/9 ... Promoted to Richmond on 9/2 ...Amassed a .273 average (3-11) with a double and one RBI in five (5) playoff games with Richmond.

2010

Spent the entire season with Low-A Augusta ... Batted .288 (112-389) with 3 HRs and 36 RBIs in 114 games with the GreenJackets ... Batted .301 with 2 HRs and 21 RBIs in 58 home games ... Compiled a .276 average with a HR and 15 RBIs in 56 road games ...

2009

Began his professional career with Short-Season A Salem-Keizer ... Batted .312 (62-199) with 2 HRs and 25 RBIs in 52 games with the Volcanoes ...Went 3-5 with a HR a triple, three RBIs and three runs scored vs. BOI on 6/26 ...Went 3-6 with two doubles and two RBIs @ YAK on 7/12 ...Went 3-4 with a HR @ SPO on 8/12 ... Finished 9th in the Northwest League in batting (.312).

PERSONAL & MISCELLANEOUS

Graduate of Houston Christian (TX) High School ... Led Houston Christian to state championship in his final prep season ... Attended the University of Missouri ... Named to NCAA All-Regional team in 2007 and 2008 ... Named Honorable Mention All-Big 12 in 2008 ... Originally drafted by the Pittsburgh Pirates in the 20th round of the 2005 June draft but did not sign ... Also selected by the Detroit Tigers in the 20th round of the 2008 June draft, but did not sign... Selected by the Giants in the 37th round of the 2009 June draft.

LOLLIS' CAREER BATTING STATISTICS

Year	Team	League	ORG	AVG	G	AB	R	H	2B	3B	HR	RBI	BB	IBB	SO	SB	CS	OBP	SLG	OPS
2009	Salem-Keizer	NOR	SF	.312	52	199	31	62	9	3	2	25	20	0	24	1	5	.373	.417	.790
2010	Augusta	SAL	SF	.288	114	389	52	112	9	9	3	36	32	1	55	8	2	.345	.380	.725
2011	San Jose	CAL	SF	.255	14	51	12	13	2	0	0	5	4	0	9	0	0	.333	.294	.627
2011	Augusta	SAL	SF	.314	80	296	45	93	22	2	2	37	39	0	47	10	5	.393	.422	.815
2011	Richmond	EAS	SF	.222	3	9	1	2	0	0	0	1	0	0	1	0	0	.222	.222	.444
2012	San Jose	CAL	SF	.296	75	318	49	94	18	3	5	39	27	0	53	5	6	.347	.418	.765
2012	Fresno	PCL	SF	.309	50	175	27	54	9	2	3	21	25	1	26	2	3	.393	.434	.827
2013	Richmond	EAS	SF	.267	136	469	60	125	24	2	8	57	50	2	61	6	3	.345	.377	.722
Minor League Totals				.291	524	1906	277	555	93	21	23	221	197	4	276	32	24	.359	.398	.758





2015 FLYING SQUIRRELS

Organization
2015 Flying Squirrels
2014: In Review
History & Records
Eastern League
SF Giants
General Info



LHP Matthew Lujan

Height/Weight: 6-1/210
Bats/Throws: Left/Left
Born: August 23, 1988 in Fresno, CA
Resides: Stockton, CA
Acquired: Signed by the Giants as a NOFA April 13, 2012



THE LUJAN FILE

Flying Squirrels Debut:
N/A

Last Team:
San Jose Giants

CAREER HIGHS:

IP(S):7.1 7/13/14 @SK
IP(R):5.0 6/16/13 @CSC
H:12 6/16/14 vs LEX
BB:5 8/18/13 vs SAV
SO:13 7/13/14 @SK

2014

Started the year in Augusta and posted a 2.19 ERA in 12 games...Started the South Atlantic League All-Star game and then promoted to San Jose (A)... Held left handed hitters to a .205 batting average against...

2013

Spent his second pro season with Augusta (A)... Tied for third in wins with seven...Started 12 games for Augusta... Had an ERA of 3.33 in 78.1 innings pitched.

2012

Began his professional career with the AZL Giants.... Started seven games and threw in relief in 4 games.... Left handed hitters had a .086 average against him.... Did not give up an earned run in relief.

PERSONAL & MISCELLANEOUS

Played all four years at the University of San Francisco... Signed by San Francisco as an undrafted free agent.... Named 2008 West Coast Conference All-Freshman team....2008 Louisville Slugger Freshman All-American... 2011 West Coast Conference Honorable Mention... University of San Francisco's winningest pitcher of all time


LUJAN'S CAREER PITCHING STATISTICS

Year	Team	League	ORG	W	L	PCT	ERA	G	GS	CG	SHO	SV	SVO	IP	H	R	ER	HR	HB	BB	SO	WP	AVG
2012	AZL Giants	AZL	SF	4	1	.800	1.95	11	7	0	0	0	0	37.0	24	8	8	3	2	11	35	4	.185
2013	Augusta	SAL	SF	7	0	1.000	3.33	15	12	0	0	0	0	78.1	77	32	29	5	4	28	64	4	.264
2014	Augusta	SAL	SF	6	2	.750	2.19	12	10	0	0	0	0	70.0	67	20	17	0	0	21	66	7	.255
2014	San Jose Giants	CAL	SF	6	2	.750	3.42	12	12	0	0	0	0	71.0	66	29	27	8	1	23	69	4	.248
	Minor League Totals			23	5	.821	2.84	50	41	0	0	0	0	256.1	234	89	81	16	7	83	234	19	.246



Richmond Flying Squirrels

2015 FLYING SQUIRRELS



LHP Kelvin Marte

Height/Weight: 5-9/175
Bats/Throws: Left/Left
Born: November 24, 1987 in Santo Domingo, DR
Resides: Santo Domingo, DR
Acquired: Signed by the Giants as a NOFA April 11th, 2007



THE MARTE FILE

Flying Squirrels Debut:
4/8/14 @BOW

Last Team:
Richmond Flying Squirrels

CAREER HIGHS:

IP (S):85/20/11 @ MOD
IP (R):4.27/28/07 @ DSL (TOR)
H:126/25/11 vs. STK
BB:59/4/10 vs. VIS
SO:77/31/07 vs. DSL (KC)

After a few twists and turns in the road for Marte, he finally made his way to Richmond as a member of the 2015 rotation. Throughout May and June Marte developed into the most consistent pitcher for the Squirrels and he was eventually rewarded with a trip to Triple-A Fresno to finish the season. The Giants signed Marte as a 19-year old out of his native Dominican Republic in 2007 and then watched as he made a dazzling pro debut in the Dominican Summer League. Sporadic injuries plagued him during his first three seasons in the U.S., and he failed to log more than 42.1 innings in a season between 2008 and 2010. He was finally able to stay healthy in 2011, and racked up 12 wins for San Jose (A+) while finishing 5th in the California League in ERA (3.57). Due to that performance, he was expected to be a member of the 2012 Flying Squirrels' starting rotation. However, he broke the hamate bone in his left hand during spring training, missed the first three months of the season, and never made it to Richmond. He appeared primed to join the Squirrels at the outset of 2013, but was once again slowed by a freak injury in spring training. Marte was finally able to prove he could succeed at Double-A but struggled during his six starts in Triple-A last year. He is a solid candidate to start back in the Richmond rotation.

2014

Began season in Richmond rotation and made Double-A debut on 4/8 vs. BOW...Pitched 7.0 innings or more in four (4) of his 15 starts...Won five (5) consecutive decisions from 5/21-6/22...Promoted to Fresno on 7/21 and made six (6) starts with the Grizzlies to finish the season.

2013

Spent entire season with San Jose (A+) ... Compiled 6-4-0 record over 15 starts and 10 relief appearances ... Had a 4.2:1 strikeout-to-walk ratio (80 SO, 19 BB) ... Opponents batted .258 against ... Picked up the win in game five of the California League Division Finals on 9/11 vs. Visalia (I R, 4 H, 2 SO, 0 BB) for a spot in the Championship Series.

2012

Line drive in Spring Training broke hamate bone in left hand and missed most of the first three months ... Appeared in seven (7) games with AZL Giants starting 6/22 before heading to San Jose (A+) on 7/18 ... Made first three High-A appearances out of the bullpen before being bumped into starting rotation following trade of Seth Rosin to Philadelphia in Hunter Pence deal ... In seven (7) starts at the end of the season Marte flashed his All-Star past with a span of 16 consecutive scoreless innings ...

2011

Spent the entire season with Advanced-A San Jose ... Compiled a 12-6 mark with a 3.47 ERA in 25 starts with San Jose ... Finished t-2nd in the California League in wins (12) and ranked fifth in ERA (3.47) ... Named Cal League Pitcher-of-the-Week for the week of June 6-13 ... Was selected to Cal League's Mid-Season All-Star team ... Went 0-1 with a 9.00 ERA in one postseason start.

2010

Pitched for three Giants farm clubs, AZL Giants (R), Low-A Augusta and Advanced-A San Jose ... Posted a 1-0 mark with a 2.73 ERA in seven appearances, including four starts with Augusta ... Made one start with San Jose at the end of the season and allowed six earned runs in 3.2 IP.

PERSONAL & MISCELLANEOUS

Signed by the Giants as a non-drafted free agent on April 11th, 2007 ... Spent one year in the Dominican Summer League before making his domestic debut in 2008 with Salem-Keizer ... Dominated the DSL striking out 91 batters in 61 innings in 2007 ... Began his career as a reliever, but was converted to a starting role in 2008 ... For the first year or so of his career most publications and reference sites thought he was a right-handed pitcher, but he does indeed pitch left-handed.

MARTE'S CAREER PITCHING STATISTICS

Year	Team	League	ORG	W	L	PCT	ERA	G	GS	CG	SHO	SV	SVO	IP	H	R	ER	HR	HB	BB	SO	WP	AVG
2007	DSL Giants	DSL	SF	5	1	.833	1.62	28	0	0	0	3	5	61.0	36	12	11	3	0	14	91	7	.167
2008	Salem-Keizer	NOR	SF	0	0	.000	6.14	8	0	0	0	0	0	7.1	8	5	5	0	4	10	1	.308	
2008	AZL Giants	AZL	SF	2	1	.667	1.78	8	7	0	0	0	0	35.1	26	12	7	0	1	10	31	2	.211
2009	Augusta	SAL	SF	1	1	.500	3.00	5	5	0	0	0	0	21.0	24	10	7	0	0	8	11	1	.279
2010	AZL Giants	AZL	SF	0	0	.000	3.52	6	0	0	0	0	0	7.2	10	5	3	0	0	2	9	0	.333
2010	Augusta	SAL	SF	1	0	1.000	2.73	7	4	0	0	0	0	26.1	24	8	8	1	0	7	16	3	.252
2010	San Jose	CAL	SF	0	0	.000	14.73	1	1	0	0	0	0	3.2	6	6	6	0	1	5	3	1	.462
2011	San Jose	CAL	SF	12	6	.667	3.47	25	25	0	0	0	0	147.2	158	67	57	11	6	47	84	8	.280
2012	AZL Giants	AZL	SF	0	2	.000	7.50	7	3	0	0	0	0	12.0	21	17	10	1	1	3	10	2	.389
2012	San Jose	CAL	SF	2	1	.667	3.47	10	7	0	0	0	0	36.1	36	15	14	2	3	8	27	0	.259
2013	San Jose	CAL	SF	6	4	.600	3.67	25	15	0	0	0	0	105.1	102	46	43	14	4	19	60	2	.258
2014	Richmond	EAS	SF	8	3	.727	3.83	18	15	1	1	0	0	87.0	89	37	37	8	1	23	55	0	.265
2014	Fresno Grizzlies	PCL	SF	1	2	.333	5.45	6	6	0	0	0	0	36.1	42	24	22	6	8	8	21	5	.298
Minor League Totals				38	21	.644	3.53	154	88	1	1	3	6	587.0	582	264	230	46	18	158	448	32	.263



2015 FLYING SQUIRRELS

Organization

2015 Flying Squirrels

2014: In Review

History & Records

Eastern League

SF Giants

General Info



LHP Phil McCormick

Height/Weight: 6-1/185
Bats/Throws: Left/Left
Born: September 7, 1988 in Wildwood, MO
Resides: Wildwood, MO
Acquired: Selected by the Giants in the 31st Round
 201 MLB June Draft



THE MCCORMICK FILE

Flying Squirrels Debut:
 4/7/13 vs. NBR

Last Team:
 Richmond Flying Squirrels

CAREER HIGHS:

IP (S): Has Never Started
IP (R): 4.0, 4/22/14 @REA
H: 5 (x2), last 6/19/14 @ BIN
BB: 3 (x2), last, 8/14/13 vs. AKR
SO: 4 (x5) last, 7/31/14 vs. ALT

McCormick has already worked his way into the Squirrels record books, having appeared in 108 games (3rd) during his first two seasons in Richmond. The side-winding lefty knows his path to the next level is by way of limiting left-handed hitters and he did just that for the Squirrels last year. Lefties hit just .212 off McCormick and whiffed 32 times in 85 at bats. Some of the struggles for McCormick over the past two years can be attributed to a shortage of options in the Richmond bullpen leading to usage for him outside of the specialist role. A 31st-round draft selection of the Giants in 2011, McCormick got off to a phenomenal start to his professional career. At his first post-Salem-Keizer (A-) - the lefty made 23 appearances and posted a razor-thin ERA of 1.19. The Giants were impressed enough that they jumped the 26 year-old a level and stationed him in San Jose (A+) to open the 2012 season. He responded by turning in a league-high 61 appearances out of Andy Skeels' bullpen. He held left-handed batters to an average of .177 and appeared for less than an inning in more than half of his outings. McCormick should advance to Sacramento (AAA) and return to his specialist duties to open 2015, but repeating the Eastern League is also not out of the question.

2014

Spent his second full season with Richmond (AA)... Was second in the Eastern League in pitching appearances with 50... Pitched 65.1 innings with a 3.72 ERA... Did not give up more than one hit in his last 25 appearances in Richmond.

2013

Spent entire season with Richmond (AA) ... Led team and was second in the Eastern League with 58 games ... Was fifth in the league in SO/9 IP ratio (9.05) ... Did not allow an earned run in 42 of 58 games ... Stranded 38 of 52 inherited runners ... Was a mid-season Eastern League All-Star ... Finished season with a 3.97 ERA and 4-5-3 record ... Went 1-for-1 at the plate on 8/22 vs. Altoona.

2012

Spent entire season in San Jose (A+) and appeared in a California League-leading 61 games ... Held lefties to a .177 average (14H/79AB, HR) compared to .288 for righties (32H/111AB, 0HR) ... Pitched less than one full inning in 32 of 61 outings ... Made two post-season appearances ... Was losing pitcher in game two vs. Modesto (OIP, BB, R) ... Pitched 1.1 scoreless innings in game three.

2011

Sent to Salem-Keizer (A-) and made professional debut on 6/19 ... Made 23 appearances, all out of the bullpen ... Saved six (6) games in nine (9) opportunities ... Ranked 4th among relievers in the league, holding batters to a .178 average ... Did not allow a run in nine July outings (11.2 IP) ... Left-handed batters had slightly more success with a collective .189 average (7H/37AB, 1HR) versus .171 (12H/70AB, 0HR) for righties ... Was scoreless in 20 of 23 appearances.

PERSONAL & MISCELLANEOUS

Selected by the Giants in the 31st round of 2011 draft from University of Missouri ... Son of David and Ellen McCormick ... Was a member of the National Honor Society and is a Bright Flight Student ... 2009 & 2010 Academic All-Big 12 Conference ... Graduated Lafayette High School (MO) in 2006.

MCCORMICK'S CAREER PITCHING STATISTICS

Year	Team	League	ORG	W	L	PCT	ERA	G	GS	CG	SHO	SV	SVO	IP	H	R	ER	HR	HB	BB	SO	WP	AVG
2011	Salem-Keizer	NOR	SF	1	1	.500	1.19	23	0	0	0	6	9	30.1	19	5	4	1	2	11	29	5	.178
2012	San Jose	CAL	SF	3	1	.750	3.48	61	0	0	0	1	3	51.2	46	21	20	1	1	20	54	7	.242
2013	Richmond	EAS	SF	4	5	.444	3.97	58	0	0	0	3	6	56.2	49	32	25	3	5	34	57	6	.234
2014	Richmond	EAS	SF	2	4	.333	3.72	50	0	0	0	1	2	65.1	61	31	27	4	4	29	62	3	.239
Minor League Totals				10	11	.476	3.35	192	0	0	0	1	2	204	175	89	76	9	12	94	202	21	.230



Richmond Flying Squirrels

2015 FLYING SQUIRRELS



LHP Adalberto Mejia

Height/Weight: 6-3/195
Bats/Throws: Left/Left
Born: June 20, 1993 in Bonao, DR
Resides: Bonao, DR
Acquired: Signed by the Giants as a NOFA February 1st, 2011



THE MEJIA FILE

Flying Squirrels Debut:
4/5/14

Last Team:
Richmond Flying Squirrels

CAREER HIGHS:

IP (S): ...8.0 (x2), last, 8/10/12 @ DEL
IP (R):6.0 5/22/14 @ NBR
H:11, 7/28/12 vs. HIC
BB:4 (x2), 8/12/14 @NH
SO:9 (x5), last, 9/1/13 vs. IE

A Dominican-native, signed for \$350,000 by the Giants, Mejia has soared through the minor leagues and was challenged by the Giants to attack the Eastern League last year at the young age of 20. The lefty found some bumps along the way but finished strong for the Squirrels down the stretch with a 2.95 ERA in August. His stock still remains even though he will have to sit out the first 50 games of the year after testing positive for a banned stimulant from a weight loss drug. Mejia bolted up the prospect ladder in 2013 when he tackled the California League and was the circuit's youngest starting pitcher at the age of 19. He more than admirably handled himself, posting a 3.31 ERA and striking out 89 batters in 87 innings. Reports from San Francisco indicated that he had added 2-3 mph to his fastball as his body continued to mature. He has solid command of his arsenal at can fall into a trap of throwing too many strikes to advanced hitters. He checks in at #6 on Baseball America's list of Giants' top prospects. He is listed behind Tyler Beede, Kyle Crick, Clayton Blackburn and Keury Mella, and the possibility exists once again to have at least three of the Giants top pitching prospects in the rotation during 2015. The Giants will certainly push and monitor Mejia at the Spring Training complex until he is eligible to return from suspension and rejoin the Squirrels staff.

2014

Spent entire season in Flying Squirrels rotation....Made Double-A debut on 4/5 @NB...Documented as making one relief appearance on 5/22 in the resumption of a suspended contest....Entered season as the #4 prospect in the Giants system...Held left-handed hitters to a .225 batting average...Allowed a team-high nine (9) home runs...Suspended 50 games following the season after testing positive for a banned substance (sibutramine).

2013

Played most of the season with San Jose (A+), making one appearance with Triple-A Fresno ... Struck out 89 batters in 87.0 innings pitched in the California League ... Held lefties to a .191 average against, compared to .242 for right-handed batters ... Picked up win in game three of the CAL Division Finals @ Visalia (6.0 IP, 2 ER, 9 H, 5 SO) ... Took the loss in game three of the Championship Series vs. Inland Empire, allowing two (2) earned runs on six (6) hits over 6.1 innings pitched, striking out five (5).

2012

Spent entire season with Augusta (A) ... Pitched complete game on 8/3 vs. Charleston ... Named South Atlantic League Pitcher of the Week after six scoreless no-hit innings @ Savannah on 6/24 ... Received same honor for week ending 8/12 after an eight inning victory with no runs on five (5) hits, striking out six (6).

2011

Started 13 games for the DSL Giants ... Compiled 5-2-0 record with 1.42 ERA over 76.0 innings pitched ... Struck out 71 batters while only walking eight (8).

PERSONAL & MISCELLANEOUS

Signed by Giants as a non-drafted free agent on February 1st, 2011 ... Native of Bonao, Dominican Republic.

MEJIA'S CAREER PITCHING STATISTICS

Year	Team	League	ORG	W	L	PCT	ERA	G	GS	CG	SHO	SV	SVO	IP	H	R	ER	HR	HB	BB	SO	WP	AVG
2011	DSL Giants	DSL	SF	5	2	.714	1.42	13	13	1	0	0	0	76.0	58	18	12	0	6	8	71	2	.209
2012	Augusta	SAL	SF	10	7	.588	3.97	30	14	1	0	0	1	106.2	122	57	47	4	4	21	79	6	.284
2013	Fresno	PCL	SF	0	0	.000	3.60	1	1	0	0	0	0	5.0	5	2	2	2	0	2	2	0	.250
2013	San Jose	CAL	SF	7	4	.636	3.31	16	16	0	0	0	0	87.0	75	34	32	11	1	23	89	5	.228
2014	Richmond	EAS	SF	7	9	.438	4.67	22	21	0	0	0	0	108.0	119	62	56	9	0	31	82	2	.283
	Minor League Totals			29	22	.569	3.50	82	65	1	0	0	1	382.2	379	173	149	26	11	85	323	15	.257



2015 FLYING SQUIRRELS

Organization
2015 Flying Squirrels
2014: In Review
History & Records
Eastern League
SF Giants
General Info



LHP Mason McVay

Height/Weight: 6-7/240
Bats/Throws: Left/Left
Born: August 15, 1990 in Miami, FL
Resides: Miami, FL
Acquired: Selected by the Giants in the 26th Round
2012 MLB June Draft



THE McVAY FILE

Flying Squirrels Debut:
NA

Last Team:
San Jose Giants

CAREER HIGHS:

IP (S): Never Started
IP (R): 4.0, 5/12/13 @ GVL
H: 6, 5/19/13 vs SAV
BB: 2, Many
SO: 7, 8/24/13 @ HIC

2014

Spent the entire 2014 season in San Jose (A+)... Was 2nd on the team and 3rd in the league in holds... Led the team with lowest batting average against with .232... Third on the team in relief appearances with 47.

2013

Earned a promotion to Augusta (A)... Appeared in 51 games for Augusta, which led the South Atlantic League... Was third in the South Atlantic league with 10 holds... Left handed hitters went .226 against him

2012

Began his professional career in Salem Keizer (A-)... Threw 30.1 innings pitched in 18 games with a 1.19 ERA... Did not give up a hit in his last 8 games (8/7/12-9/1/12).

PERSONAL & MISCELLANEOUS

Drafted in the 26th round by the Giants in 2012 out of Florida International. Teammate of current Giant farmhand Aramis Garcia... Struck out 132 batters in 117 innings of work... Played in 66 games with the Panthers... Sat out 2010 season due to Tommy John Surgery.

McVAY'S CAREER PITCHING STATISTICS

Year	Team	League	ORG	W	L	PCT	ERA	G	GS	CG	SHO	SV	SVO	IP	H	R	ER	HR	HB	BB	SO	WP	AVG
2012	Salem-Keizer	NOR	SF	1	0	1.000	1.19	18	0	0	0	1	1	30.1	23	4	4	0	1	13	43	3	.207
2013	Augusta	SAL	SF	3	5	.375	4.12	51	1	0	0	1	5	67.2	71	39	31	5	5	18	75	8	.271
2014	San Jose	CAL	SF	0	5	.000	4.38	47	0	0	0	1	3	72.0	62	45	35	6	0	26	83	4	.232
Minor League Totals				4	10	.286	3.71	116	1	0	0	3	9	170.0	156	88	70	11	6	57	201	15	.244



Richmond Flying Squirrels



INF Blake Miller

Height/Weight: 6-3/195
 Bats/Throws: Right/Right
 Born: April 25, 1990 in Salem, OR
 Resides: Salem, OR
 Acquired: Selected by the Giants in the 25th Round
 2013 MLB June Draft



THE MILLER FILE

Flying Squirrels Debut:
5/22/14

Last Team:
Richmond Flying Squirrels

CAREER HIGHS:

Runs:.....2, Many
 Hits:.....4 (x2), Last 5/19/14 @VIL
 HR:.....1, Many
 RBI:.....4, (x4) Last 6/4/14 @VIS
 SB:.....1, Many

The Giants proved their belief in Miller last year when he was promoted to Richmond in August and immediately designated to hit towards the top of the order. The Western Oregon product hit .304 down the stretch for the Division Champion Squirrels and was named the San Jose Giants "Offensive Player of the Year." He was leaned on to lead the offense in the post season but the Squirrels struggled to score runs as a unit. Miller should be eager to return for a full season at the Double-A level and should open up the season as the number two or three hitter in Jose Alguacil's lineup. Since his high school days, Miller has studied under the tutelage of Giants Coordinator of Hitting Steve Decker and the Giants are a fan of his desire and work ethic. Miller spent two seasons at Sacramento State before transferring to WOU and was scooped up by the Giants in the 25th round of the 2013 draft. Since then he has moved quickly through the system and has produced at each level. His draft status and lack of a high ceiling have kept him off the prospect lists but he will have the opportunity to change that in 2015 with Richmond.

2014

Began the season in San Jose (A+) and ended the season in Richmond (AA)... Had two four hit games with San Jose... Hit .348 in the Eastern League against left handed pitchers... Had seven extra base hits with Richmond... Played in all seven of Richmond's playoff games... Promoted to Richmond on 8/2 but appeared in the resumption of a suspended game dated 5/22 as official Squirrels debut...

2013

Started his professional career with the AZL Giants... Went 8-38 (.211)... 10 Walks in 16 games, leading to a .412 on base percentage... Promoted to Salem-Keizer (A-)... Improved greatly in Salem-Keizer, hitting 109-364 (.309)... Hit .389 against left handed pitchers...

PERSONAL & MISCELLANEOUS

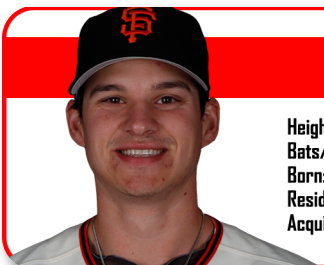
Drafted in the 25th round by the Giants out of Western Oregon University... Played two seasons at Sacramento State before transferring to Western Oregon... Hit .372 at Western Oregon.

MILLER'S CAREER BATTING STATISTICS

Year	Team	League	ORG	AVG	G	AB	R	H	2B	3B	HR	RBI	BB	IBB	SO	SB	CS	OBP	SLG	OPS
2013	AZL Giants	SF	AZL	.211	16	38	9	8	1	0	0	3	10	0	12	0	0	.412	.237	.649
2013	Salem-Keizer	NOR	SF	.309	25	97	18	30	8	0	3	12	9	2	19	3	1	.373	.485	.858
2014	San Jose	CAL	SF	.299	96	364	47	109	24	4	8	73	26	0	80	5	1	.354	.453	.807
2014	Richmond	EAS	SF	.304	26	92	9	28	5	2	0	12	9	0	21	1	0	.373	.402	.775
	Minor League Totals			.296	163	591	83	175	38	6	11	100	54	2	132	9	2	.364	.437	.801



2015 FLYING SQUIRRELS



RHP Tyler Mizenko

Height/Weight: 6-1/200
Bats/Throws: Right/Right
Born: April 9, 1990 in Wallingford, CT
Resides: Wallingford, CT
Acquired: Selected by the Giants in the 28th Round
2011 MLB June Draft



THE MIZENKO FILE

Flying Squirrels Debut:
N/A

Last Team:
San Jose Giants

CAREER HIGHS:

IP (S): Has Never Started
IP (R): 3.0 (x2), last, 9/1/12 vs TC
H: 5, 7/19/13 vs LWD
BB: 3, 7/24/14 @ VIS
SO: 3 (Many)

2014

Spent the entire season with San Jose (A+) ... Led the California League in games at 59... 2nd in the California League in holds with 12... 2n on the team in saves with 14... Pitched 62.0 innings with a 3.48 ERA... Appeared in 16 straight games without giving up a hit (6/6-14-7/13/14).

2013

Spent first full professional season with Augusta (A) ... Led South Atlantic League with 25 saves and 44 games finished ... Involved in three combination shutouts (4/5 vs. Lexington; 4/11 @ Charleston; 4/21 vs. Kannapolis) ... Appeared in a staff-second 48 games, posting a 2.75 ERA ... Opponents batted .227 against ... Was a SAL Mid-Season All-Star.

2012

Appeared in 24 games with short-season Salem-Keizer ... Had the lowest BB/9 IP ratio (1.14) in the Northwest League ... Collected the most saves (13) and games finished (20) among Volcanoes staff ... Posted a 3-0-13 record with a 1.99 ERA ... Did not allow an earned run in 19.0 innings in June and August ... Struck out 29 batters, only walking five (5) ... Did not allow a home run ... Would have had 0.90 ERA if not for two worst outings on 7/5 and 7/17 (4 ER, 1.2 IP).

PERSONAL & MISCELLANEOUS

Selected by Giants in the 28th round of the 2011 June Draft ... Graduated from Hamden Hall Country Day School ... Named All-Fairchester League MVP in 2008 ... Attended Winthrop University ... Set school record for saves in a season with 14 ... Entered 2010 season as a second-team preseason All-American by the National Collegiate Baseball Writers Association ... Led team with 3.86 ERA as a sophomore.

MIZENKO'S CAREER PITCHING STATISTICS

Year	Team	League	ORG	W	L	PCT	ERA	G	GS	CG	SHO	SV	SVO	IP	H	R	ER	HR	HB	BB	SO	WP	AVG
2012	Salem-Keizer	NOR	SF	3	0	1.000	1.99	24	0	0	0	13	16	31.2	27	9	7	0	0	5	29	6	.229
2013	Augusta	SAL	SF	1	4	.200	2.75	48	0	0	0	25	29	52.1	45	19	16	3	1	24	50	2	.227
2014	San Jose	CAL	SF	4	3	.571	3.48	59	0	0	0	14	20	62.0	65	26	24	5	1	17	48	4	.272
	Minor League Totals			8	7	.533	2.90	131	0	0	0	52	65	146.0	137	54	47	8	2	46	127	12	.247



Richmond Flying Squirrels

2015 FLYING SQUIRRELS



LHP Steven Okert

Height/Weight: 6-3/210
 Bats/Throws: Left/Left
 Born: July 9, 1991 in Riverside, CA
 Resides: Rowlett, TX
 Acquired: Selected by the Giants in the 4th Round
 2012 MLB June Draft



THE OKERT FILE

Flying Squirrels Debut:
N/A

Last Team:
Augusta GreenJackets

CAREER HIGHS:

IP (S): Has Never Started
 IP (R): 3.2, 6/27/13 @ ASH
 H: 5, 4/10/13 @ SAV
 BB: 3 (x2), last, 5/11/13 @ GVL
 SO: 5, 5/27/13 vs. HIC

There was not much more Okert could have done to earn his 2014 mid-season promotion last year from San Jose to Richmond. The hard-throwing lefty dominated the California league in his first go around by striking out 54 batters in 35.1 innings pitched. He discovered things were a little bit more difficult in the Eastern League but still finished with an impressive 2.73 ERA in 24 appearances for the Squirrels. Okert's most notable trait is his funky delivery that works its way across his body. The Giants have had success with unorthodox deliveris (Law, Lincecum) and believe they may have yet another of those types with Okert. He was sent to the prestigious Arizona Fall League after the Squirrels year came to a close and he continued to impress in his ten outings with Scottsdale. Some scouts referenced him as the most dominate reliever in the circuit. The Brewers tried to draft Okert twice in the later rounds during his time at Grayson County Community College but Okert opted transferred to OU and bumped his status to a fourth round pick. If he does wear a Squirrels uniform in 2015, it should not be for long.

2014

2014 saw his first season in the Eastern League with Richmond (AA)... Made 5 saves for the Squirrels... Left handed hitters hit .167 against him.

2013

Spent first full professional season with Augusta (A) ... Appeared in 44 games out of the bullpen ... Did not allow an earned run in 31 games ... Had a .189 average against lefties, compared to right-handed batters hitting .272 ... Collected 59 strikeouts on the season, walking 24.

2012

Pitched 2.0 innings with the AZL Giants before being sent to Salem-Keizer (short-season) ... Compiled 2-0-0 record with a 2.36 ERA over 26.2 innings ... Struck out twice as many as were walked (22/11).

PERSONAL & MISCELLANEOUS

Drafted by the Milwaukee Brewers in the 43rd round of the 2010 June Draft and the 33rd round of the 2011 June Draft, but did not sign ... Graduated from Rowlett High School (TX) ... Two-year letterwinner ... Received honorable mention All-America, All-Region and All-Conference at Grayson County College ... Transferred to University of Oklahoma ... Made the 2012 Big 12 All-Tournament team ... Named Big 12 Newcomer of the Week after three innings in both games of a doubleheader to pick up a win and a save ... Signed by the Giants in the 4th round of the 2012 June Draft.

OKERT'S CAREER PITCHING STATISTICS

Year	Team	League	ORG	W	L	PCT	ERA	G	GS	CG	SHO	SV	SVO	IP	H	R	ER	HR	HB	BB	SO	WP	AVG
2012	AZL Giants	AZL	SF	0	0	.000	0.00	2	0	0	0	0	0	2.0	2	0	0	0	0	1	6	1	.250
2012	Salem-Keizer	NOR	SF	2	0	1.000	2.36	15	0	0	0	0	0	26.2	26	9	7	0	4	11	22	0	.255
2013	Augusta	SAL	SF	2	2	.500	2.97	44	0	0	0	2	3	60.2	55	27	20	3	1	24	59	2	.244
2014	Richmond	EAS	SF	1	0	1.000	2.73	24	0	0	0	5	6	33.0	24	11	10	3	0	11	38	0	.207
	Minor League Totals			6	4	.600	2.46	118	0	0	0	26	29	157.2	140	53	43	8	7	58	179	3	.238



2015 FLYING SQUIRRELS



1B Ricky Dropesa

Height/Weight: 6-3/225
Bats/Throws: Left/Right
Born: December 15, 1989 in Rancho Cucamonga, CA
Resides: Rancho Cucamonga, CA
Acquired: Selected by the Giants in the 3rd Round
 2011 MLB June Draft



A product of the University of Southern California, Dropesa was challenged by the Giants after they drafted him in the 3rd round of the 2011 draft. He spent his first professional season at San Jose (A+), bypassing the lower levels of the minor leagues. The 24-year old didn't disappoint on a power or production standpoint, belting 16 home runs and driving in 98 runs. There was some concern over his 150 strikeouts and unfortunately that power has not carried over during his two stints in the Eastern League. San Francisco continued to aggressively challenge the Trojan in 2013, opening him in Richmond at the beginning of the year. He never seemed to acclimate to the Eastern League, batting .207 in 66 games. As former top-prospect Angel Villalona rounded into form at the same position in San Jose (A+), the Giants made the decision to swap the two and sent Dropesa back to the California League. As he did in 2012, Dropesa enjoyed success in the hitter-friendly circuit, batting .295 the rest of the way. For now, it appears as though Dropesa has been passed on the depth chart, but his prodigious power potential will always keep him in the mix.

THE OROPESA FILE

Flying Squirrels Debut:
4/4/13 vs. NBR

Last Team:
San Jose Giants

CAREER HIGHS:

Runs:.....3, 6/6/12 @ LAN
Hits:.....4 (x5), last, 7/18/14 vs. HAR
HR:.....2, 6/6/12 @ LAN
RBI:.....5, 6/6/12 @ LAN
SB:.....1, 8/24/12 @ RC

2014

Returned to Richmond (AA), and played his first full season in the Eastern League... Hit 67-266 (.252) against right handed pitchers... Started to season with a five game hit streak.

2013

Split the season between Richmond (AA) and San Jose (A+) ... Batted .207 with Richmond prior to the All-Star Break and led the team in innings played at first base with 490.2 ... Hit .295 (65-220) after being sent down to San Jose ... Went 3-4 with a double and a home run, collecting three (3) RBI on 8/02/13 vs. BAK ... Batted .259 at 1B and .250 as DH on the season ... Hit four (4) home runs and collected eight (8) RBI for San Jose in eight (8) post-season games

2012

Spent entire year with San Jose (A+) ... Was rated the #17 prospect in the San Francisco organization entering the season ... First career multi-home run game on 6/6 at Lancaster ... Hit .312 (53-170) with runners in scoring position ... Played in 15 games with Scottsdale in the Arizona Fall League following the year ... In AFL hit .234 (11-47) with two (2) home runs and six (6) RBIs ... Hit .281 (103-366) with 12 homeruns vs. RHP and .217 (33-152) with four (4) home runs vs. LHP.

PERSONAL & MISCELLANEOUS

Selected by the Giants in the 3rd round (116 overall) of the 2011 draft out of University of Southern California ... Played three seasons at USC (2009-2011) ... Finished USC career ranked tied for fifth in school history in home runs (40) and fifth in RBIs (159) ... Led the Cape Cod league in home runs (7) in 2010 with the Chatham Anglers ... Was drafted out of Etiwanda High School (CA) in the 24th round of 2008 by Boston, did not sign ... Parents are Alfred and Ruthie ... Has one brother, Christopher, and two sisters, Julianna and Olivia ... Was a Second Team All-American as a sophomore in 2009 after batting .353 with 20 homers and 67 RBIs in 60 games ... Father's cousin, Eddie Dropesa defected from Cuba and played four seasons in the major leagues as a left-handed pitcher (Phillies, Padres and Diamondbacks).

OROPESA'S CAREER BATTING STATISTICS

Year	Team	League	ORG	AVG	G	AB	R	H	2B	3B	HR	RBI	BB	IBB	SO	SB	CS	OBP	SLG	OPS
2012	San Jose	CAL	SF	.263	134	518	70	136	30	3	16	98	59	2	150	1	1	.338	.425	.763
2013	Richmond	EAS	SF	.207	66	241	19	50	6	0	6	23	15	1	74	0	0	.255	.307	.562
2013	San Jose	CAL	SF	.295	57	220	30	65	16	0	8	38	24	2	55	0	0	.368	.477	.845
2014	Richmond	EAS	SF	.241	116	349	32	84	16	0	5	35	36	0	89	0	0	.315	.330	.645
Minor League Totals				.252	373	1328	151	335	68	3	35	194	134	5	368	1	1	.322	.387	.709



Richmond Flying Squirrels

2015 FLYING SQUIRRELS



LHP Josh Osich

Height/Weight: 6-2/230
 Bats/Throws: Left/Left
 Born: September 3, 1988 in Boise, ID
 Resides: Boise, ID
 Acquired: Selected by the Giants in the 6th Round
 2011 MLB June Draft



THE OSICH FILE

Flying Squirrels Debut:
 7/2/13 @ REA

Last Team:
 Richmond Flying Squirrels

CAREER HIGHS:

IP (S): Has Never Started
 IP (R): 22, 8/10/13 @ NIHM
 H: 6, 6/30/12 vs. LE
 BB: 3, 6/25/13 vs. MOD
 SO: 4, 4/23/13 vs. MOD

Osich slipped to the 6th round of the 2011 draft after having Tommy John surgery during his Junior year at Oregon State. San Francisco saw early-round potential in the left-hander however, and spent \$450,000 on him to make sure he was a Giant. He didn't get on the mound in his first season after signing, and was treated delicately in his first professional season in 2012. He never pitched on back-to-back days, and logged just 32.1 innings for the season. His season was also shortened due to a pair of bouts of soreness in his arm. In 2013, the Beaver maintained his health throughout the year, and got off to a nice start to the season in San Jose (A+). The Giants saw enough to advance him to Richmond, where he had mixed success, but was also exposed for relying too heavily on his fastball. He returned to the Squirrels in 2014 and was limited to just 28 games and eventually shut down in July due to a shoulder impingement. Osich has lost a little bit of his velocity and now profiles more as a middle innings reliever if he can stay healthy. He could get one more shot at Richmond to open 2015 if all goes well in Spring Training

2014

Spent his third season in professional baseball in the Eastern League with Richmond (AA)... Pitched 33.1 innings with a 3.78 ERA... Left handed hitters hit .222 against him

2013

Opened the season with San Jose (A+), making 34 appearances for the Giants ... Posted a 3-1 record with 2.45 ERA, converting 12-of-14 save chances ... Did not allow an earned run in 13 consecutive outings (4/26-5/25), spanning 14 innings ... Struck out 48 in 40.1 IP with San Jose ... Was named to the California League Mid-season All-Star Team and participated in the Carolina/California League All-Star Game ... Promoted from San Jose to Richmond (AA) on July 2nd ... Made Double-A debut on July 2nd at Reading throwing a perfect inning ... Made 22 total appearances with Richmond, compiling a 4.85 ERA in 29.2 IP.

2012

Spent first full season in San Jose (A+) bullpen ... Made professional debut with scoreless inning of relief on 4/6 at Modesto ... Allowed just one (1) home run in 32.1 innings pitched ... Struck out the side twice 4/29 & 8/31 ... had two stints on the disabled list: April 30-June 1 (elbow) and July 26-August 17 (shoulder) ... Made two scoreless appearances in postseason. (2IP, 2H, 3K) ... Rated #20 prospect following the year

2011

Did not pitch professionally after signing ... Rated #23 prospect following the season...

PERSONAL & MISCELLANEOUS


Drafted and signed by the Giants in the 6th round of 2011 out of Oregon State University ... Was originally selected in the 7th round of 2010 by the Los Angeles Angels but did not sign ... Graduated 2007 from Bishop Kelly High School (ID) ... Missed entire 2010 season (Junior year) recovering from Tommy John Surgery ... Threw a no-hitter with 13 strikeouts against Trevor Bauer and UCLA on 4/30/11.

OSICH'S CAREER PITCHING STATISTICS

Year	Team	League	ORG	W	L	PCT	ERA	G	GS	CG	SHO	SV	SVO	IP	H	R	ER	HR	HB	BB	SO	WP	AVG
2012	San Jose	CAL	SF	0	2	.000	3.62	27	2	0	0	1	2	32.1	34	14	13	1	0	11	34	3	.272
2013	San Jose	CAL	SF	3	1	.750	2.45	34	0	0	0	12	14	40.1	32	13	11	1	0	10	48	4	.213
2013	Richmond	EAS	SF	2	3	.400	4.85	22	0	0	0	3	4	29.2	26	16	16	2	0	12	28	4	.241
2014	Richmond	EAS	SF	1	0	1.000	3.78	28	0	0	0	0	0	33.1	28	18	14	4	1	20	27	4	.233
Minor League Totals				6	6	.500	3.58	111	2	0	0	16	20	135.2	120	61	54	8	1	53	137	15	.239



2015 FLYING SQUIRRELS



of Shawn Payne

Height/Weight: 6-0/195
Bats/Throws: Right/Right
Born: July 13, 1989 in Stone Mountain, GA
Resides: Stone Mountain, GA
Acquired: Selected by the Giants in the 35th Round
2011 MLB June Draft



THE PAYNE FILE

Flying Squirrels Debut:
N/A

Last Team:
Augusta GreenJackets

CAREER HIGHS:

Runs:.....4, 4/8/12 @ SAV
Hits:.....4, 4/27/13 @ MOD
HR:.....2, 5/14/14 @ STK
RBI:.....5, 5/10/12 vs. GVL
SB:.....3 (x3), last, 8/8/12 @ DEL

Payne was lightly regarded coming out of Georgia Southern in 2011 and the Giants were able to grab him in the 35th round. He enjoyed tremendous success in his first two professional seasons, eclipsing .300 in each. That included batting .309 during his first full professional season, spent with Augusta (A). He also stole a whopping 53 bases that year and was caught just three times. Payne has had difficulties replicating hat success and has been stuck at San Jose the previous three seasons. Payne seems to have plateaued and with his contact rates while his stolen bases have diminished. His career .375 OBP suggests he can work the count but he strikes out too much to profile as a leadoff hitter. Better success last year would have probably set up Payne to make his Double-A debut this year. Even with his status quo 2014, the Giants may decide it's time to see what he can do in the Eastern League. He is one of several outfielders who could make his Double-A debut in 2015.

2014

Started the season in Augusta (A) and earned a promotion to San Jose (A+) after 18 games... Hit in 13 out of 18 games in Augusta before being promoted... Hit 23-74 (.311) against left handed pitching... Had 21 multi hit games in San Jose, including four three hit games... Hit .328 while batting second in San Jose

2013

Split season between San Jose (A+) and Augusta (A) ... Stole 21 bases while in San Jose, good for second on the team ... Had ten-game hitting streak from 4/10-4/19, scoring nine (9) runs ... Had a career high four (4) hits on 4/27 @ Modesto ... Played in 36 games after being sent to Augusta, batting .259 with 21 walks and 29 strikeouts ... Had a .966 fielding percentage on the season.

2012

Hit .309 in 116 games while with Augusta, 6th best in SAL ... Finished 2nd in stolen bases (53) and 4th in on-base percentage (.413) ... Led the GreenJackets in batting average (.309), runs (66), triples (6), RBIs (57) and stolen bases (53) ... Promoted to San Jose 9/2 and appeared in two regular season games ... Went 3-5 in first game with San Jose ... Placed on San Jose post-season roster; led off all three playoff games. (3-13)

2011

Played entire season with Salem-Keizer (A-) ... Led the league with a .410 on-base percentage ... Finished 4th in league with 21 stolen bases, was caught six (6) times ... Led team with 29 walks.

PERSONAL & MISCELLANEOUS

Selected by the Giants in the 35th round of the 2011 draft out of Georgia Southern University ... Was additionally selected in both 2009 (Dodgers, 29th round) and 2010 (Royals, 44th round), but did not sign ... Played two seasons at Middle Georgia College, transferred to GSU for junior year (2010).

PAYNE'S CAREER BATTING STATISTICS

Year	Team	League	ORG	AVG	G	AB	R	H	2B	3B	HR	RBI	BB	IBB	SO	SB	CS	OBP	SLG	OPS
2011	Salem-Keizer	NOR	SF	.306	57	160	37	49	8	3	0	19	29	0	32	21	6	.431	.394	.825
2012	Augusta	SAL	SF	.309	116	405	66	125	19	6	6	57	61	0	71	53	3	.413	.403	.843
2012	San Jose	CAL	SF	.333	2	9	1	3	1	0	2	0	0	0	2	0	0	.333	.444	.777
2013	San Jose	CAL	SF	.229	73	275	43	63	14	2	1	26	34	0	62	21	10	.320	.305	.625
2013	Augusta	SAL	SF	.259	36	135	29	35	10	1	4	21	21	0	29	6	2	.360	.437	.797
2014	San Jose	CAL	SF	.256	81	281	39	72	19	4	5	32	36	0	76	14	7	.354	.406	.760
Minor League Totals				.273	383	1330	225	363	74	16	16	161	192	1	286	119	30	.375	.389	.764



Richmond Flying Squirrels

2015 FLYING SQUIRRELS



OF Brian Ragira

Height/Weight: 6-2/185
 Bats/Throws: Right/Right
 Born: January 22, 1992 in Bedford, TX
 Resides: Arlington, TX
 Acquired: Selected by the Giants in the 4th Round
 2013 MLB June Draft



THE RAGIRA FILE

Flying Squirrels Debut:
N/A

Last Team:
San Jose

CAREER HIGHS:

Runs:.....4, 8/15/14 @ STK
 Hits:.....5, 8/27/14 @ LE
 HR:.....2, 8/15/14 @STK
 RBI:.....5, 8/27/14 @LE
 SB:.....1 (Many)

Ragira, a fourth round selection out of Stanford, may have passed some of the of the other Giants first base prospects on the depth chart with a 20 home run season for San Jose during his first full year in 2014. His .260 average and 27% strikeout rate would indicate that his is more of an all-or-nothing power bat that needs to pick up some more discipline. With right-handed power so hard to come by these days the Giants will do what they can to develop Ragira into just that. The 23 year-old might is the son of Kenyan immigrants and was considered a top high school prospect in the State of Texas but was not drafted till the 30th round over in the 2010 draft due to his strong commitment to Stanford. He was the 2011 Pac-10 Freshman of the year and an honorable mention in 2012. Ragira played three seasons at Stanford and was given a nice bonus by the Giants, similar to first baseman Ricky Oropesa. As Oropesa's production has stalled at the Double-A level, San Francisco would hope that Ragira won't fall into that same category. Depending on what happens with wild card Angel Villalona out of Spring Training, Ragira could find himself on the Squirrels Opening Day roster. If not, he should be in Richmond by July.

2014

Promoted in his first full season, spending the entire season with the San Jose Giants (A+)... 3rd on the team in games played... Hit .349 with runners in scoring position... Hit 99-355 against right handed hitters.

2013

Began his professional career with the AZL Giants... Played seven games with the AZL Giants before being promoted to Salem-Keizer (A-)... 6th on the team in hits with 47.

PERSONAL & MISCELLANEOUS

Drafted in the fourth round (132 overall) by the Giants out of Stanford University... 2011 PAC-10 Freshman of the year... 2011 Freshman All-America... Drafted in 2010 by the Rangers in the 30th round... 2012 Honorable Mention all PAC-12... Dual citizen of Kenya and USA.

RAGIRA'S CAREER BATTING STATISTICS

Year	Team	League	ORG	AVG	G	AB	R	H	2B	3B	HR	RBI	BB	IBB	SO	SB	CS	OBP	SLG	OPS
2012	AZL Giants	SF		.357	7	28	4	10	1	1	0	6	1	0	6	0	0	.379	.464	.843
2012	Salem-Keizer	NOR	SF	.263	47	179	29	47	12	1	3	36	26	0	54	1	1	.371	.391	.762
2014	San Jose	CAL	SF	.260	120	457	58	119	24	0	20	82	37	2	127	2	2	.320	.444	.764
	Minor League Totals			.265	174	664	91	176	37	2	23	124	64	2	187	3	3	.337	.431	.768



2015 FLYING SQUIRRELS

Organization
2015 Flying Squirrels
2014: In Review
History & Records
Eastern League
SF Giants
General Info



RHP Tyler Rogers

Height/Weight: 6-5/187
Bats/Throws: Right/Right
Born: December 17, 1990 in Littleton, CO
Resides: Littleton, CO
Acquired: Selected by the Giants in the 10th Round
2013 MLB June Draft



THE ROGERS FILE

Flying Squirrels Debut:
9/4/14

Last Team:
Richmond Flying Squirrels

CAREER HIGHS:

IP(S):Has Never Started
IP(R):4.0 4/06/14 vs CSC
H:6, 7/14/14 vs STK
BB:3 (x3), last 7/11/14 @STK
SO:5 6/24/14 vs MO

Rogers has known nothing but success since joining the Giants organization in 2013. A 10th round pick out of Austin Peay State, Rogers quickly moved last year after nine stellar appearances in Augusta (1.02ERA) to San Jose. He hogtied the offensive-happy California League with 72 strikeouts in 72 innings pitched. His extreme submarine delivery gives him deception and movement on his upper-80s sinker. He posted an astonishing 3.91 ground out/fly out ration and earned a promotion to Richmond for the playoffs. He should complement fellow ground ball artist Tyler Mizenko well out of the Squirrels bullpen and will help get the Squirrels prospect starting pitchers out of some tight spots. Reaching the Major Leagues as a submarine pitcher can be somewhat a novelty, but the 23 year-old has done nothing so far to suggest he will be just that. Rogers hails from good solid baseball pedigree as his brother Taylor has passed through here with New Britain as a member of the Twins organization. The Eastern League will provide a proving ground for Rogers and his sinker.

2014

Saw two promotions in 2014 as he started the year in Augusta (A) and earned a promotion to San Jose (A+) early in the year... Appeared in nine games with Augusta with a 1.02 ERA to earn the promotion... Continued success in San Jose with a 2.00 ERA. Right handed hitters hit 32-153 (.209) against him... Struck out three or more in relief in 13 games for San Jose

2013

Began his professional career with the AZL Giants... Appeared in six games with the AZL Giants and did not give up a run before being promoted to Salem-Keizer (A-)... Saw action in 14 games for the Volcaneros... Right handed hitters hit 5-32 (.156) off him.

PERSONAL & MISCELLANEOUS

Drafted in the 10th round out of Austin Peay... Made an APSU record 38 appearances for the Governors... Transferred from Garden City CC... Ranked third in the NJCAA in saves with 13... Parents are Scott and Amy Rogers... His brother, Scott pitched at Kentucky... His twin, Taylor, is part of the Minnesota Twins organization.

ROGER'S CAREER PITCHING STATISTICS

Year	Team	League	ORG	W	L	PCT	ERA	G	GS	CG	SHO	SV	SVO	IP	H	R	ER	HR	BB	SO	WP	AVG
2013	AZL Giants	AZL	SF	0	0	.000	0.00	6	0	0	0	0	1	7.0	6	0	0	1	3	15	0	.214
2013	Salem-Keizer	NOR	SF	1	1	.500	3.10	14	0	0	0	0	0	20.1	16	7	7	0	1	9	16	.219
2014	Augusta	SAL	SF	0	0	.000	1.02	9	0	0	0	0	0	17.2	10	2	2	0	0	5	11	.164
2014	San Jose	CAL	SF	4	0	1.000	2.00	47	0	0	0	2	3	72.0	61	17	16	1	4	22	72	.234
	Minor League Totals			5	1	.833	1.92	76	0	0	0	2	4	117.0	93	26	25	1	6	39	114	.220



Richmond Flying Squirrels



INF Myles Schroder

Height/Weight: 5-11/180
 Bats/Throws: Switch/Right
 Born: August 1, 1987 in Pleasant Hill, CA
 Resides: Falon, NE
 Acquired: Selected by the Giants in the 27th Round
 2007 MLB June Draft



THE SCHRODER FILE

Flying Squirrels Debut: 4/3/14

Last Team: Richmond Flying Squirrels

CAREER HIGHS:

Runs:.....3 (x3) last, 8/30/13 vs. IE
 Hits:.....4 (x2), last, 8/30/13 vs. IE
 HR:.....1, Many
 RBI:.....4, 8/21/13 @ STK
 SB:.....2, 4/8/14 @BOW

Myles Schroder is 27-years old, but has only been in professional baseball for four seasons. That anomaly stems from the fact that Schroder walked away from baseball after being drafted by the Giants in 2007 to attend to family matters. He was placed on the voluntary retired list but returned in 2011 and spent the summer playing himself back into shape in the Arizona Rookie League. In 2012, he adopted the role that he continues in - valuable utility man. He spent 2013 in San Jose (A+) and came on with increased playing time in the second half. He continued that role with the Squirrels in 2014 and provided manager Russ Morman with an option all around the Diamond. His cannon of a throwing arm gives him a distinct advantage behind the plate or at third base but it would be nice to see what he can do with a little more playing time. He hit .296 with 20 doubles in 2013 for San Jose and followed that up with 16 doubles and a .254 average in 110 games last year for the Squirrels. He also has the ability to catch and play in the outfield (15 games in 2014) but is more comfortable around the infield positions. Add to that the fact that he is a switch-hitter, and you can basically fill two roster spots with one player. He is not the only utility player on the list, but he certainly is the most valuable. Schroder could make up for lost developmental time in Richmond in 2015.

2014

Spent entire season in Richmond (AA)...4th on the team in games played at 110... Hit 36-122 (.295) against left handed pitchers... Played every position except CF and Pitcher.

2013

Spent entire season with San Jose (A+) ...Went 3-for-6 with two runs scored and a career-high four (4) RBI on 8/21 in a 16-11 win @ Stockton ... Had a .951 fielding percentage ... Did not commit an error in 81 total chances at first base ... Hit .296 with 20 doubles, six (6) triples, six (6) home runs and 33 RBI ... Had a .826 OPS.

2012

Saw time at five positions with Augusta (catcher, first base, second base, third base, left field) ... Spent the month of June at extended spring training ... Hit .177 with a .513 OPS on the season.

2011

Played in 30 games for the AZL Giants ... Batted .282 with nine (9) doubles, three (3) triples and a home run.

PERSONAL & MISCELLANEOUS

Graduated from Castro Valley High School (CA) ... Attended Diablo Valley College ... Named to the 2007 All-Northern-California Team ... Selected by the San Francisco Giants in the 27th round of the 2007 June Draft ... Was on the voluntarily retired list from 2007-2010.

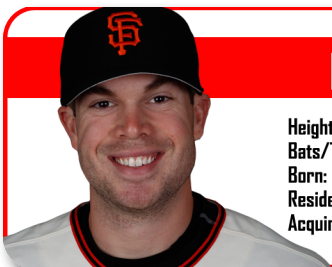
SCHRODER'S CAREER BATTING STATISTICS

Year	Team	League	ORG	AVG	G	AB	R	H	2B	3B	HR	RBI	BB	IBB	SO	SB	CS	OBP	SLG	OPS
2011	AZL Giants	AZL	SF	.282	30	110	22	31	9	3	1	12	6	0	21	6	2	.308	.445	.753
2012	Augusta	SAL	SF	.177	24	62	10	11	1	0	1	3	6	0	25	2	1	.271	.242	.513
2013	San Jose	CAL	SF	.296	86	291	42	86	20	6	6	33	25	1	73	12	4	.359	.467	.826
2014	Richmond	EAS	SF	.254	110	362	43	92	16	5	5	34	20	0	76	11	0	.305	.367	.672
	Minor League Totals			.267	250	825	117	220	46	14	13	82	57	1	195	31	7	.322	.404	.726



2015 FLYING SQUIRRELS

Organization
2015 Flying Squirrels
2014: In Review
History & Records
Eastern League
SF Giants
General Info



LHP Jack Snodgrass

Height/Weight: 6-6/210
Bats/Throws: Right/Left
Born: December 16, 1987 in Bowling Green, KY
Resides: Bowling Green, KY
Acquired: Selected by the Giants in the 27th Round 2011 MLB June Draft



THE SNODGRASS FILE

Flying Squirrels Debut:
4/5/13 vs. NBR

Last Team:
Richmond Flying Squirrels

CAREER HIGHS:

IP (S): 9.0 6/24/14 vs HAR
IP (R): 3.1 (x3) last 4/23/14
H: 11, 7/7/13 vs. AKR
BB: 6, 8/31/12 vs. MOD
SO: 8 (x2), last, 8/22/13 vs. ALT

The name Snodgrass has become synonymous with success as the ace of the Squirrels staff the past two seasons. Snodgrass followed up his All-Star Eastern League debut in 2013 with another All-Star nomination in 2014. Despite his gobs of success, Snodgrass has been left out of the prospect conversation and was even relegated to bullpen duties at the start of last year due to the Squirrels all-prospect rotation. None of that has bothered the Bowling Green native. He has provided leadership and stability to the Squirrels franchise and would hope to get a look at Triple-A in 2015. Relatively unheralded out of Austin Peay State in the 2011 draft, Snodgrass is a control-oriented left-hander with a feel for pitching. The 27-year old couldn't have made a much better first impression during his first start with Richmond in 2013 when he co-authored the first no-hitter in franchise history in his Double-A debut. He now ranks as the Squirrels franchise leader in wins (23) and would like to add to that total going forward. Still, the Giants could decide they need someone on the staff who can work deep into games, especially early on in the season. Therefore Snodgrass could make his way back to the RVA, a place that he now calls home year round.

2014

Spent his second full season with Richmond (AA)... Finished 9th in the Eastern League in ERA at 3.56... Did not record in his 14th start... Threw a complete game 5 hit shutout on 6/24/14... Left handed hitter hit .248 off him... Started one game in the Eastern League playoffs.

2013

Spent entire season with Richmond (AA) ...Was an Eastern League Mid- and Post-Season All Star ...Was tied for first in the league in wins (12) and had second best WHIP (1.17) and baserunners-per-9.0 innings pitched ratio (11.04) ...Threw 8.0 inning complete game on 6/11 @ Harrisburg ...Posted 12-4-0 record with a 3.70 ERA over 25 games ... Gave up five (5) earned runs in 23.1 innings of work in the month of May (1.93 ERA) ...Vent 3-for-4 with a run scored and two (2) RBI on 5/25 @ Altoona ...Was part of three combination shutouts (4/5 vs. New Britain, no hitter; 4/15 @ Altoona; 5/19 vs. Altoona).

2012

Spent entire season in San Jose ...Was the lone San Jose Giants representative in the 2012 California League Mid-Season All-Star Game ...Had a 2.7 GO/AO ratio and led California league with 28 double plays induced ...Was not on postseason roster; transferred to Salem-Keizer on 9/2 but did not pitch.

2011

Made professional debut with two scoreless innings 6/18 vs. at Spokane ...Appeared in 19 games with four (4) starts ... Placed into rotation on 8/16 and tossed five shutout innings ...Was 2-1 with a 2.37 ERA as a starter (19IP, 5ER) and 2-0 with a 4.40 ERA as reliever (28.2IP, 14ER).

PERSONAL & MISCELLANEOUS

Drafted by the Giants in 27th round of 2011 from Austin Peay State ... Steven Jackson Snodgrass is the son of Steve and Mary Lee Snodgrass ... Has a younger brother, Lee (18) ... Graduated Bowling Green High School (KY) ... Bowling Green High School nickname is "The Purples" ... Spent three seasons at Austin Peay State ...Was 4-6 with a 3.50 ERA in 15 games (14 starts) as a redshirt senior in 2011 ... Led the team in ERA ... Missed the entire 2010 season due to a shoulder injury ... Attended Walters State Community College and transferred after freshman year ... Helped the team to the Junior College World Series in 2008.

SNODGRASS' CAREER PITCHING STATISTICS

Year	Team	League	ORG	W	L	PCT	ERA	G	GS	CG	SHO	SV	SVO	IP	H	R	ER	HR	HB	BB	SO	WP	AVG
2011	Salem-Keizer	NOR	SF	4	1	.800	3.59	19	4	0	0	0	0	47.2	49	24	19	1	5	14	44	4	.259
2012	San Jose	CAL	SF	10	8	.556	4.62	27	26	0	0	0	0	146.0	159	84	75	7	3	57	92	6	.284
2013	Richmond	EAS	SF	12	4	.750	3.70	25	25	1	0	0	0	141.0	126	64	58	10	8	39	81	7	.241
2014	Richmond	EAS	SF	11	6	.647	3.56	24	22	1	1	0	0	131.1	130	58	52	1	6	41	86	4	.265
Minor League Totals				37	19	.661	3.94	95	77	2	1	0	0	466.0	464	230	204	19	22	151	303	21	.263



Richmond Flying Squirrels

2015 FLYING SQUIRRELS



Organization

2015 Flying Squirrels

2014: In Review

History & Records

Eastern League

SF Giants

General Info



RHP Jeff Soptic

Height/Weight: 6-6/220
Bats/Throws: Right/Right
Born: April 8, 1991 in Leawood, KS
Resides: Leawood, KS
Acquired: Acquired by the Giants from Chicago (AL) in exchange for Conor Gillaspie on 2/2/13



THE SOPTIC FILE

Flying Squirrels Debut: N/A

Last Team: San Jose Giants

CAREER HIGHS:

IP (S): Has Never Started
IP (R): 3.2, 8/18/14 @STK
H: 7, 4/12/13 vs.VIS
BB: 5, 5/28/14 @STK
SO: 5, 5/17/14 @VIS

With Pablo Sandoval entrenched at third base and no immediate need for former Squirrel Conor Gillaspie, the Giants opted to ship him to the Chicago White Sox in exchange for Soptic, a hard-throwing 23-year old right-hander. While Gillaspie developed into an MLB regular in 2014, Soptic returned to San Jose with better results than 2013. Soptic is the prototypical type pitcher that the Giants pride themselves on developing. An unpolished hurler with the stuff and makeup to eventually thrive at the big league level. Soptic's fastball had rated as the best in Chicago's system in each of the two seasons prior to the trade in the estimation of Baseball America but his control has been an issue. The Giants were hoping for more of a progression from the 6'6" Soptic in 2013, but he struggled with his mechanics and control in 33 appearances with San Jose (A+), walking 36 in 41.1 innings. San Francisco eventually sent him down to short-season Salem-Keizer for more polishing. His career 7.58 BB/9IP rate would suggest that he has a way to develop into an MLB reliever. He could easily head back to San Jose to start the year and if he can harness his big-time fastball, could aid the Richmond bullpen at some point during the season.

2014

Spent his second full season with San Jose (A+)... Finished 4th in the California League in walks with 62... Right Handed hitters hit .206 against him...

2013

Spent most of the season with San Jose (A+) with four appearances for Salem-Keizer ... Appeared in 32 games, all in relief, and posted a 3-2-0 record ... Opponents batted .255 against ... In 4.0 innings pitched with Salem-Keizer, allowed one run on two hits, walking one and striking out six.

2012

Spent first full year with Low-A Kannapolis ... Appeared in 27 games all in relief ... Began season at Extended Spring, assigned to Kannapolis on 5/25 and did not pitch until 5/30 ... Threw a team-high 16 wild pitches ... Allowed just one home run in 43.1 innings pitched ... Pitched two or more innings in 14-of-27 outings ... Allowed a season-high five runs in 1.1 Innings on 6/29 at Rome ... was rated as having the best fastball in the White Sox organization following the season ... Struck out career-high four batters over 2.0 scoreless innings in win, 7/19 vs. CSC.

2011

Appeared in three games with short-season Bristol ... made professional debut on 7/30 ... was rated best fastball in organization following the season ... Did not allow an earned run in 2.2 innings pitched.

PERSONAL & MISCELLANEOUS

Acquired by the Giants in a trade with the White Sox for 3B Conor Gillaspie on February 22, 2013 ... Selected by the White Sox in third round of the 2011 draft out of Johnson County Community College (KS) ... Graduated Shawnee Mission East High School in 2009 (KS) ... Was originally drafted in the 43rd round of the 2009 draft by Kansas City but did not sign ... Played two seasons with Johnson County Community College and reportedly turned down a scholarship offer to the University of Missouri to sign with the White Sox.

SOPTIC'S CAREER PITCHING STATISTICS

Year	Team	League	ORG	W	L	PCT	ERA	G	CS	CG	SHO	SV	SVO	IP	H	R	ER	HR	HB	BB	SO	WP	AVG
2011	Bristol	APP	CWS	0	1	.000	0.00	3	0	0	0	1	1	2.2	2	2	0	0	1	2	2	0	.182
2012	Kannapolis	SAL	CWS	3	2	.600	5.40	27	0	0	0	0	0	2	43.1	26	26	1	5	29	36	16	.176
2013	Salem-Keizer	NOR	SF	0	0	.000	2.25	4	0	0	0	0	0	0	4.0	2	1	1	1	1	6	0	.154
2013	San Jose	CAL	SF	3	2	.600	6.26	32	0	0	0	0	0	4	41.2	40	34	29	2	1	36	46	.255
2014	San Jose	CAL	SF	2	1	.667	4.60	36	0	0	0	0	1	62.2	55	36	32	4	3	63	64	14	.238
Minor League Totals				8	6	.571	5.13	102	0	0	0	1	8	154.1	125	99	88	8	11	130	154	39	.223





2015 FLYING SQUIRRELS



RHP Chris Stratton

Height/Weight: 6-3/180
Bats/Throws: Right/Right
Born: August 2, 1990 in Tupelo, MS
Resides: Nashville, TN
Acquired: Selected by the Giants in the 1st Round
 2012 MLB June Draft



Stratton, 24, has been an intriguing prospect in the San Francisco system since the Giants selected him out of Mississippi State with the 20th overall pick of the 2012 draft. For the first three seasons of his professional career, he has lagged a notch behind the highly-touted group of arms that includes Kyle Crick, Ty Blach, Clayton Blackburn and Adalberto Mejia. As that quartet opened the 2014 season in the Richmond rotation, Stratton headlined the rotation in San Jose (A+). The former Bulldog's velocity and overall repertoire doesn't overwhelm hitters the way many first round hurlers will, but nonetheless, Stratton racked up 102 strikeouts over 99.1 innings and 19 appearances. Despite an ERA of 5.07 in the California League, the Giants elected to push him to Richmond for the final month of the regular season. His results with the Squirrels were mixed, with Stratton nibbling around the strike zone to some degree after giving up significant contact in his first few Double-A starts. Ultimately, he made five regular season starts and conceded an opposition average of .315. However, he seemed more comfortable at the level in his last two regular season starts and turned in his finest outing as a Squirrel in the post-season. Baseball America rates Stratton as the 12th best prospect in the Giants' chain entering the 2014 season. He will start the year in the rotation for the Squirrels, as the Giants continue to hope his stuff reemerges to go along with his advanced feel for pitching. His future advancement will depend greatly on his success level in the Eastern League in what amounts to a crucial season for the Nashville, TN, resident.

THE STRATTON FILE

Flying Squirrels Debut:
7/30/14

Last Team:
Richmond Flying Squirrels

CAREER HIGHS:

IP (S): 8.0, 8/2/13 vs. CSC
IP (R): 3.2, 8/18/14 @STK
H: 11 (x2), last, 6/30/13 @ ASH
BB: 5, 5/28/14 @STK
SO: 11, 4/25/13 @ HAG

2014

Spilt time with San Jose (A+) and Richmond (AA)... Started five games with Richmond... Pitched 23 innings with a 3.52 ERA... Right handed hitters hit .296 against him while he was in Richmond.

2013

Spent first full professional season with Augusta (A) ... Went 9-3-0 in 22 games, all starts ... Threw a six-inning complete game on 4/25 @ Hagerstown ... Was second on the pitching staff in innings pitched (132.0) and strikeouts (123) ... Gave up no runs on four (4) hits in an 8.0 inning outing on 8/2, striking out seven (7) and picking up the win vs. Charleston ... Named a SAL Mid-Season All-Star ... Named as the #3 prospect in the Giants' system following the season.

2012

Pitched entire season with Salem-Keizer ... Started five (5) games and made three (3) relief appearances ... Posted 0-1-0 record with a 2.76 ERA, with opponents batting .236 against ... Was rated as the #3 prospect in the San Francisco system following the year.

PERSONAL & MISCELLANEOUS

Selected by the Giants in the first round (#20) of the 2012 June Draft ... Was a three-year starting pitcher and infielder at Tupelo High School (MS) ... Named the 2009 Northeast Mississippi Daily Journal Player of the Year ... Attended Mississippi State ... Led staff in starts (14), innings pitched (78.1) and strikeouts (76) as a freshman ... One of three players to earn 4.0 GPA during the fall of 2011 ... Two time SEC Academic Honor Roll selection.

STRATTON'S CAREER PITCHING STATISTICS

Year	Team	League	ORG	W	L	PCT	ERA	G	GS	CG	SHO	SV	SVO	IP	H	R	ER	HR	HB	BB	SO	WP	AVG
2012	Salem-Keizer	NOR	SF	0	1	.000	2.76	8	5	0	0	0	0	16.1	14	6	5	1	2	10	16	1	.237
2013	Augusta	SAL	SF	9	3	.750	3.27	22	22	1	0	0	0	132.0	128	48	48	5	3	47	123	6	.258
2014	San Jose	CAL	SF	7	8	.467	5.07	19	18	0	0	0	0	99.1	103	61	56	13	3	36	102	5	.270
2014	Richmond	EAS	SF	1	1	.500	3.52	5	5	0	0	0	0	23.0	29	10	9	2	0	12	18	2	.315
Minor League Totals				17	13	.567	3.92	54	50	1	0	0	0	270.2	274	125	118	21	7	105	259	1	.266



Richmond Flying Squirrels



INF Kelby Tomlinson

Height/Weight: 6-3/180
Bats/Throws: Right/Right
Born: June 16, 1990 in Chickasha, OK
Resides: Elgin, OK
Acquired: Selected by the Giants in the 12th Round 2011 MLB June Draft



THE TOMLINSON FILE

Flying Squirrels Debut:
7/23/13 @ ERI

Last Team:
Richmond Flying Squirrels

CAREER HIGHS:

Runs: 3 (x2), last, 6/20/13 vs. ATH
Hits: 5, 7/20/14 vs HAR
HR: 2, 7/7/11 @ CUB
RBI: 5, 7/7/11 @ CUB
SB: 5, 5/9/14 vs ERI

– Tomlinson, 24, was a gold glove shortstop at Texas Tech, and had made a gradual progression through the Giants' system after San Francisco selected him in the 12th round of the 2011 draft. His 2013 season was marred by injury, as was his initial stint in Richmond, which occurred at the tail-end of that campaign. Unable to utilize his strongest tool – speed – he was limited to just three stolen bases and a .198 average in 33 games. With the arrival of Matt Duffy in the River City to open the 2014 season, the Giants opted to shift Tomlinson to second base. Fully healthy, he flourished in the new role, partnering with Duffy to form one of the top defensive middle infields in the Eastern League. He was also able to utilize his speed and ability to hit to all fields, batting .268 in 124 games, and also shattering the Squirrels' single-season stolen base record (49). When Duffy was promoted directly to the big leagues, Tomlinson shifted back to his original shortstop position and also ably handled the leadoff spot in the order while Tyler Graham was sidelined with injury. The Giants took notice of his strong season and rewarded him with an invitation to big league spring training. His floor to open the season is playing shortstop everyday in Richmond. His ceiling, however, has risen significantly. A post in Sacramento at the outset of the season is expected, with the Red Raider more than capable of helping the big club at points during the year with his intangible tools and versatility.

2014

Kelby spent his entire season in Richmond (AA)... Led the Eastern League in stolen bases with 49... Hit 80-296 (.270) against right handed hitters..

2013

Saw time with the AZL Giants (rookie), San Jose Giants (A+), and Richmond Flying Squirrels (AA) ...Went a career-high 4-for-5 , scoring twice, on 4/21 @ Inland Empire ... Batted .500 (2 hits) in Squirrels debut on 7/23 ... Hit .248 on the season with 15 extra base hits and 22 RBI.

2012

Played entire season with Augusta (A) ... Placed in a team-high 123 games ... Was second in runs (57) and walks (53) and third in hits (101) and stolen bases (36) ... Hit two (2) doubles on 4/11 @ Charleston.

2011

Spent majority of the season with the AZL Giants (rookie) with two appearances in Augusta (A) ... Batted .357 with a .960 OPS in 37 Arizona League games ... Had a ten-game hitting streak from 8/6-8/22, scoring 12 runs on 15 hits ... Had 15 multi-hit games.

PERSONAL & MISCELLANEOUS

Selected by the Giants in the 12th round of the 2011 June Draft ... Four-year varsity player at Elgin High School (OK) ... Spent two seasons at Seward County Community College ... received honorable mention NJCAA All-American ... Holds school record in single-season runs scored (90) ... Transferred to Texas Tech ... Honored with the ABCA Rawlings Division I Gold Glove Award as a shortstop ... Red Raider Classic Most Outstanding Player in 2011 ... Made Big 12 Commissioner's Academic Honor Roll both semesters of the 2010-2011 year.

TOMLINSON'S CAREER BATTING STATISTICS

Year	Team	League	ORG	AVG	G	AB	R	H	2B	3B	HR	RBI	BB	IBB	SO	SB	CS	OBP	SLG	OPS
2011	AZL Giants	SF	357	.37	140	32	50	10	5	2	26	14	0	22	11	2	417	543	960	
2011	Augusta	SAL	SF	.333	2	9	2	3	0	0	0	1	1	0	2	0	0	400	333	733
2012	Augusta	SAL	SF	.224	123	450	57	101	9	4	1	36	53	0	105	36	11	309	269	578
2013	AZL Giants	AZL	SF	.286	7	28	9	8	1	1	1	2	3	0	7	1	1	355	500	855
2013	San Jose	CAL	SF	.276	32	134	13	37	7	0	0	16	12	0	32	5	1	338	328	666
2013	Richmond	EAS	SF	.198	33	96	13	19	5	0	0	4	16	0	27	3	1	313	250	563
2014	Richmond	EAS	SF	.268	126	433	63	116	9	6	1	32	44	1	82	49	12	340	323	663
Minor League Totals				.259	360	1290	189	334	4	16	5	117	143	1	277	105	28	.336	.327	.663





2015 FLYING SQUIRRELS

Organization
2015 Flying Squirrels
2014: In Review
History & Records
Eastern League
SF Giants
General Info



c Ben Turner

Height/Weight: 6-5/219
Bats/Throws: Right/Right
Born: April 27, 1990 in St. Louis, MO
Resides: St. Charles, MO
Acquired: Selected by the Giants in the 21st round
2012 MLB June Draft



THE TURNER FILE

Flying Squirrels Debut:
N/A

Last Team:
San Jose Giants

CAREER HIGHS:

Runs: 3, 6/11/13 @KAN
Hits: 4 (x4), last 8/29/14 vs VIS
HR: 1 (x4) last, 5/3/14 @ LAN
RBI: 3 (x7) last, 8/27/14 @LE
SB: 1 (x4) last, 8/29/13 vs LEX

2014

Earned a promotion at and spent the entire season at San Jose (A+)... Would have been 8th in the league in batting average at .298 with 30 more at-bats... 4th on the team in walks with 34... Hit .301 against left handed pitchers...

2013

Spent his first full professional season with Augusta (A)... Hit 78-301 (.259) vs right handed pitchers... Had 29 multi-hit games with Augusta.

2012

Did not play due to an injury (thumb).

PERSONAL & MISCELLANEOUS


Selected by the Giants in the 21st round of the 2012 draft out of the University of Missouri... Played four seasons at Mizzou... Was a non-roster invite to Spring Training in 2014...

TURNER'S CAREER BATTING STATISTICS

Year	Team	League	ORG	AVG	G	AB	R	H	2B	3B	HR	RBI	BB	IBB	SO	SB	CS	OBP	SLG	OPS
2012	Injured	SF	SF	.000	-	-	-	-	-	-	-	-	-	-	-	-	-	.000	.000	.000
2013	Augusta	SAL	SF	.249	100	378	40	94	19	0	2	38	20	0	24	4	1	.286	.315	.601
2014	San Jose	CAL	SF	.298	106	383	47	114	20	1	2	40	34	0	37	0	0	.353	.371	.724
Minor League Totals				.273	206	761	87	208	39	1	4	78	54	0	61	4	1	.320	.343	.663



Richmond Flying Squirrels



1B/3B Angel Villalona

Height/Weight: 6-3/257
Bats/Throws: Right/Right
Born: August 13, 1990 in La Romana, DR
Resides: La Romana, DR
Acquired: Signed by the Giants as a NOFA August 16th, 2006



THE VILLALONA FILE

Flying Squirrels Debut:
7/11/13 @ REA

Last Team:
Richmond Flying Squirrels

CAREER HIGHS:

Runs: 4, 5/6/09 vs. BAK
Hits: 4, 5/6/09 vs. BAK
HR: 2 (x2), Last, 5/28/13 vs. BAK
RBI: 5, 4/13/08 @ LEX
SB: 1, Many

There are reclamation projects, and then there is the story of the 24-year old Villalona. In 2006 he was considered a can't miss phenom in his native Dominican Republic and was receiving a then club-record bonus of 2.1 million dollars from the Giants. In 2009, he was considered the top prospect in the San Francisco system and the best power prospect the organization had produced in a decade. However, following the 2009 season after returning to the Dominican, he was charged with murder. The charges were later dropped, but the legal issues and ensuing VISA problems kept him out of the United States for the next three years. He was added to the Giants 40 man roster following the 2011 season but was not permitted to return to the USA until 2013. He opened the year with San Jose (A+) and showed signs of rust, but also mashed 14 home runs and was named a California mid-season All-Star. Villalona made his Double-A debut later that year and began last year in Richmond. He did not advance as the Giants had hoped and hit a career-low .227 with 10 homers. He was finally removed from the 40 man roster during the off season and should stand to reason that Villalona will return to Richmond to open the year, with the hope that he can advance to Sacramento (AAA) at some point.

2014

Started the year with the AZL Giants and quickly earned a promotion to Richmond (AA)... Was 4th on the team in home runs with 10... Went 57-240 (.238) vs right handed hitters... Started his season in Richmond with an eight game hit streak.

2013

Split season between San Jose (A+) (73 games) and Richmond (AA) (52 games) ... Batted .229 with 16 doubles and 14 home runs, collecting 42 RBI, before the All-Star Break ... Was a CAL Mid-Season All-Star ... Had a .235 average in Double-A ball ... Went 4-for-6 with two (2) runs scored, a home run and two (2) runs batted in in a doubleheader vs. Bowie on 7/19.

2009

Spent the entire season with San Jose (A+), primarily as a 19-year old ... Hit .267 in 74 games with 9 HR and 42 RBIs ... Rated as the #3 prospect in the Giants system entering the season ... Charged with murder in his native La Romana, Dominican Republic after leaving San Jose due to injury in September, 2009 (Charges were later dropped).

PERSONAL & MISCELLANEOUS

Received a then club-record bonus of 2.1 million dollars to sign with the Giants on August 16, 2006 ... Did not play professional from the end of 2009 season until appearing in the Dominican Summer League in 2012 ... Was denied an American Visa to return to United States prior to the 2012 season despite prevailing in a right-to-work lawsuit ... Invited to his first big league spring training in 2013.

VILLALONA'S CAREER BATTING STATISTICS

Year	Team	League	ORG	AVG	G	AB	R	H	2B	3B	HR	RBI	BB	IBB	SO	SB	CS	OBP	SLG	OPS
2007	AZL Giants	AZL	SF	.285	52	200	40	57	12	3	5	37	15	0	42	1	1	.344	.450	.794
2007	Salem-Keizer	NOR	SF	.167	5	12	1	2	0	0	0	1	0	0	2	1	0	.231	.167	.398
2008	Augusta	SAL	SF	.263	123	464	64	122	29	0	17	64	18	3	118	1	2	.312	.435	.747
2009	San Jose	CAL	SF	.267	74	292	47	78	11	0	9	42	9	2	73	0	1	.306	.397	.703
2010	Restricted List																			
2011	Restricted List																			
2012	DSL Giants	DSL	SF	.303	44	155	32	47	9	0	7	34	23	4	40	0	0	.430	.497	.927
2013	San Jose	CAL	SF	.229	73	284	37	65	16	0	14	42	15	1	76	0	0	.278	.433	.711
2013	Richmond	EAS	SF	.235	52	196	23	46	11	0	8	28	8	0	60	0	0	.273	.413	.686
2014	Richmond	EAS	SF	.227	101	365	35	83	18	4	10	54	23	1	94	1	1	.290	.381	.671
	Minor League Totals			.254	530	1990	283	506	109	7	70	305	111	11	508	4	5	.311	.422	.733





2015 FLYING SQUIRRELS

Organization
2015 Flying Squirrels
2014: In Review
History & Records
Eastern League
SF Giants
General Info



OF Mac Williamson

Height/Weight: 6-5/240
Bats/Throws: Right/Right
Born: July 15, 1990 in Wake Forest, NC
Resides: Wake Forest, NC
Acquired: Selected by the Giants in the 3rd Round
2012 MLB June Draft



THE WILLIAMSON FILE

Flying Squirrels Debut:
N/A

Last Team:
San Jose Giants

CAREER HIGHS:

Runs: 3 (x5) last 4/24/14 vs VIS
Hits: 5 4/23/14 vs VIS
HR: 2 (x2), last, 7/27/13 @ STK
RBI: 5 (x2), last, 7/27/13 @ STK
SB: 1, Many

2014

Spent his 2nd consecutive season with the San Jose Giants (A+)... Only appeared in 23 games due to Tommy John surgery... Hit 20-58 (.345) against right handed pitchers before having season ending surgery.

2013

Spent entire season with San Jose (A+) ... Dominated nearly every batting category, leading the team in games (136), runs (94), hits (152), home runs (25), RBI (89), and walks (51) ... Had 45 multi-hit games ... Went 3-for-4 with two (2) home runs and five (5) RBI on 7/27 @ Stockton ... Named CAL Player of the Week for week ending 8/25, going 13-for-27, scoring 10 runs, collecting three (3) doubles and four (4) home runs and batting in 12 runs in the six game span ... Committed 7 errors in 238 total chances for a .971 fielding percentage.

2012

Started professional career with the AZL Giants ... Went 3-for-17 (.176) in four games before being assigned to short-season Salem-Keizer ... Collected 25 RBI in 29 games, with eight (8) doubles and seven (7) home runs (.342 average).

PERSONAL & MISCELLANEOUS


Originally drafted by the Boston Red Sox in the 46th round of the 2011 June Draft ... Two-year captain at Wake Forest-Rolesville High School ... Ranked the number one pitching prospect in North Carolina by *Baseball America* in 2008 ... Attended Wake Forest University ... Hit three multi-homer games as redshirt freshman ... Went 2-for-2 with first career grand slam and five RBI on March 15, 2011 ... Hit two grand slams in 2012 before being selected by the Giants in the 3rd round of the 2012 June Draft.

WILLIAMSON'S CAREER BATTING STATISTICS

Year	Team	League	ORG	AVG	G	AB	R	H	2B	3B	HR	RBI	BB	IBB	SO	SB	CS	OBP	SLG	OPS
2012	AZL Giants	AZL	SF	.176	4	17	4	3	0	0	2	7	2	0	5	0	0	.263	.529	.792
2012	Salem-Keizer	NOR	SF	.342	29	114	22	39	8	0	7	25	6	0	19	0	0	.392	.596	.988
2013	San Jose	CAL	SF	.392	136	520	94	152	31	2	25	89	51	3	132	10	1	.375	.504	.879
2014	San Jose	CAL	SF	.318	23	85	16	27	7	0	3	11	13	0	14	6	1	.420	.506	.926
Minor League Totals				.300	192	736	136	221	46	2	37	132	72	3	170	16	2	.380	.519	.900



Richmond Flying Squirrels



c Eliezer Zambrano

Height/Weight: 5-11/195
Bats/Throws: Switch/Right
Born: September 16, 1986 in San Diego, VZ
Resides: San Diego, VZ
Acquired: Signed by the Giants as a NOFA February 9th, 2006



THE ZAMBRANO FILE

Flying Squirrels Debut:
7/12/2010 @ Altoona

Last Team:
Richmond Flying Squirrels

CAREER HIGHS:

Runs: 3 (x2), last, 8/23/09 vs. CSC
Hits: 4, 8/24/08 @ EUG
HR: 1 (x3), last, 4/9/13 @ STK
RBI: 3 (x2), last, 6/30/09 @ VAN
SB: 1, Many

Zambrano has been a familiar face in the Flying Squirrels' clubhouse over the last five seasons, although many fans probably don't know much about him. He has served as a third catcher on four different occasions, joining the Flying Squirrels from Augusta (A) in 2010, opening the season with them in 2011, spending the entire year in the River City in 2012 and joining the team late in 2013. An organizational catcher for most of his career serving primarily in a bullpen role, the Giants have given Zambrano more of an opportunity the previous three seasons, appearing in 60 games for the Squirrels last year due to injuries. Zambrano made the most of his active time and hit .268 while helping to develop the prospect-heavy pitching staff. He is the only players to have been a member of every Flying Squirrels team since their arrival in Richmond and he remains highly popular among pitchers for his knowledge during bullpen sessions. The Venezuelan native always has a smile on his face no matter his role at the ballpark. There is a good chance he could once again spend a portion of the season as a Squirrel in 2014.

2014

Spent the entire season in Richmond (AA)... Appeared in 60 games for Richmond... Finished 4th on the team in batting average at .52-194 (.268)... Had 12 multi-hit games, including five three hit games.

2013

Spent time in Augusta (A), San Jose (A+) and Richmond (AA) ... Batted .242 with a HR and 11 RBI while with San Jose ... Went 2-4 with a double and two (2) runs scored on 6/08 vs. LAN ... Collected three (3) multi-hit games after being sent down to Augusta in July ...

2012

Appeared in only 13 games all with Richmond ... Collected three hits vs. Altoona on 4/20 ... Threw out two base runners in six attempts ... Allowed one past ball.

2011

Split the season with the Richmond Flying Squirrels and Low-A Augusta ... Batted .217 in eight games with the Flying Squirrels with 3 RBIs ... Went 2-5 with 2 RBIs and a double on 6/12 @NH ... After being sent down, he batted .259 (14-59) in Augusta with a HR and five (5) RBIs.

2010

Split the season with Augusta and the Richmond Flying Squirrels ... Played 31 games and batted .170 15-88 with seven (7) RBIs ... In April batted .250 5-20 with zero homers and one RBI ... In May batted .136 3-22 with two (2) RBIs ... Went 3-4 with one double and one RBI on 4/20 against SAV

2009

Split the season with San Jose and Augusta ... Played two games for San Jose ... Played 32 games for Augusta and batted .200 (17-85) with a HR and sixteen RBIs ... In July batted .167 (7-42) with a HR and seven RBIs ... In August batted .294 (5-17) ... Played nine (9) games for Augusta and batted .227 (5-22) with two (2) RBIs.

2008

Played the whole season with SAV ... Batted .174 (12-69) with 11 RBIs in 22 games.

2007

Played the whole season with AZL Giants ... Batted .254 15-59 with five (5) RBIs in 20 games ... Batted .324 12-37 with zero homers and two RBIs in 12 home games, but batted .136 3-22 with zero homers and three RBIs in eight games.

PERSONAL & MISCELLANEOUS

Signed by the Giants and is a non drafted free agent on 2/9/2005.

ZAMBRANO'S CAREER BATTING STATISTICS

Year	Team	League	ORG	AVG	G	AB	R	H	2B	3B	HR	RBI	BB	IBB	SO	SB	CS	OBP	SLG	OPS
2006	DSL Giants	DSL	SF	.292	45	120	18	35	5	2	0	16	10	0	15	10	5	.346	.367	.713
2007	AZL Giants	AZL	SF	.254	20	59	10	15	2	0	0	5	5	0	6	3	0	.343	.288	.631
2008	Salem-Keizer	NOR	SF	.174	22	69	4	12	3	0	0	11	3	0	16	0	0	.205	.217	.422
2009	San Jose	CAL	SF	.000	2	2	0	0	0	0	0	0	0	0	0	0	0	.000	.000	.000
2009	Salem-Keizer	NOR	SF	.200	32	85	11	17	2	2	1	16	5	0	9	1	2	.245	.306	.551
2009	Augusta	SAL	SF	.227	9	22	3	5	0	0	0	2	3	0	4	0	0	.346	.227	.573
2010	Augusta	SAL	SF	.170	31	88	7	15	2	0	0	7	1	0	23	1	0	.187	.193	.380
2010	Richmond	EAS	SF	.278	5	18	1	5	2	0	0	1	0	0	3	0	0	.278	.389	.667
2011	Richmond	EAS	SF	.217	8	23	4	5	2	0	0	3	1	0	5	0	0	.240	.304	.544
2011	Augusta	SAL	SF	.259	18	54	6	14	3	0	1	5	7	2	5	0	0	.344	.370	.714
2012	Richmond	EAS	SF	.238	13	21	2	5	0	0	0	3	4	0	6	0	0	.385	.238	.623
2013	San Jose	CAL	SF	.242	28	95	5	23	7	0	1	11	6	0	13	0	1	.296	.347	.643
2013	Augusta	SAL	SF	.230	20	61	7	14	0	0	0	6	6	0	10	2	1	.294	.230	.524
2013	Richmond	EAS	SF	.273	5	11	0	3	0	0	0	0	1	0	1	0	0	.333	.273	.606
2014	Richmond	EAS	SF	.268	60	194	15	52	4	0	1	12	10	1	26	1	1	.304	.304	.608
*	Minor League Totals			.239	318	922	93	220	32	4	4	98	62	3	142	18	10	.291	.295	.586



RICHMOND FLYING SQUIRRELS

2014 Year In Review



2014: IN REVIEW



2014: IN REVIEW

The Flying Squirrels 5th season celebration in 2014 could be considered the most successful year in franchise history. The team returned to the Eastern League Championship for the second time, led the Eastern League in overall attendance as well as average attendance and witnessed several players promoted directly from Richmond to help lead the Giants to another World Series title. Overall, it was another year of thrills, funn and laughter that produced lifelong memories on and off the field.

Richmond emerged as the focal point of Minor League Baseball once the team broke camp from Arizona. The Giants had been carefully cultivating the next wave of young pitchers by way of San Jose and August during the previous two seasons and it appeared it was now time to challenge the future in the Eastern League. The "All Prospect" rotation featured four of the Giants top 10 prospects as discerned by Baseball America with Ty Blach (#7), Clayton Blackburn(#5), Adalberto Mejia(#6), and Kyle Crick (#1). A significant chunk of the Giants future was scheduled to take the mound everyday for the Flying Squirrels. San Francisco doubled down on the seriousness of this staff and sent a second pitching coach (Jerry Cram) to help work with them on a daily basis. Catcher Jeff Arnold was scheduled to do most of the heavily lifting behind the plate to work with the staff as he had the previous years. Unfortunately, Arnold tore his ACL during the first game of the season in New Britain and was forced to watch the rest of the year from the sidelines.

Despite the ominous Arnold news to start, the Squirrels cobbled together a 14-10 month of April. Quickly, shortstop Matt Duffy emerged as a leader on the field and veteran leadoff man Tyler Graham set the table for some of the power bats behind him in the order. Graham swiped 12 bases in April alone while the troubled slugger Angel Villalona swatted three home runs to leads the offense. Still the focus, especially during the first month or two of the season was on the pitching staff. The hard-throwing 21 year-old Kyle Crick earned a win in his first outing with five solid innings of work. From there he struggled with his control and had difficulty going deeper into games. Teammates Ty Blach and Clayton Blackburn were able to navigate the Eastern League a little better, but were also limited due to early season pitch counts. Richmond was able to rely, as always, on the veteran prescne of lefty Jack Snodgrass. The Bowling Green, KY native allowed just two earned runs during his first 20 innings pitched. He was also utilized out of the bullpen at times to piggyback off the younger arms outings. By season's end, Snodgrass would hold a variety of Squirrels team records, including the most wins by a pitcher.

As the season settled in, Matt Duffy became a household name despite never being considered a full blown prospect. The 18th round selection out of Long Beach State hit everything in sight – hard. Duffy batted an astonishing .375 in May and was soon leading the Eastern League in a variety of categories. Veteran third baseman Mario Lison also heated up to provide the power. Lison, signed by the Giants as an MLB free agent following a power surge during winter ball, scuffled to start the year. He broke out of the slide on May 4th at Arm & Hammer Park in Trenton, NJ with a pair of homers. Ty Blach cruised through six innings in that contest and it looked like things were beginning to gel. The next day leadoff man Tyler Graham returned from a groin injury but he never full regained his explosive April form. Kyle Crick also turned in his best outing to date – a six inning shutout effort in Altoona on May 16th – leading many to believe he would continue to rise quickly in the organization. As the team flowed, they also ebbed. News was handed down that Clayton Blackburn would miss nearly two months with an oblique injury and soon thereafter closer Derek Law was removed from a game in Reading with forearm tightness. Law would eventually undergo Tommy John surgery and miss the rest of the year.

The loss of Law seemed like a large hurdle to overcome. The Squirrels closer was well on his way to becoming a factor in San Francisco. With Law heading into Tommy John surgery, the Squirrels received a man coming back from the same affliction. Hunter Strickland made his Richmond debut on May 29th and for a brief moment it seemed each contest would be limited to just seven innings. Strickland was on a strict appearances schedule upon his arrival, nevertheless, he immediately blew away the competition. The Squirrels also received an old friend when catcher Tyler Latorre was assigned to Richmond around the same time as Strickland. The Squirrels staff knew LaTorre was being called upon to work with the prospect pitchers as a more veteran presence behind the plate. With LaTorre entering the lineup, Manager Russ Mormon was free to move the versatile Myles Schroder all around the diamond. The Squirrels rattled off six straight wins to close out the month of May and pulled to within a few games of first place in the Western Division.

Richmond rolled into June by winning six of the first seven and eight of ten. To allow for an additional day of rest, the Giants opted for a quasi-six man rotation. Veteran Kelvin Marte found his stride after a rough first few months by winning five consecutive decisions. Marte posted a 2.36 ERA in June and after two starts in July he departed for Triple-A Fresno. The Squirrels momentum was halted a bit during a three-game trip to Binghamton. The B-Mets had cruised to the top of the Eastern Division with a run of stellar pitching. In a series of foreshadowing to the Eastern League Championship,



2013: SEASON IN REVIEW (Cont.)

Binghamton held the Squirrels to just two runs in a three game sweep. Despite the subpar showing at NYSEG Stadium, Russ Mormon's crew finished the month of June in first place, a standing they would not relinquish for the rest of the year.

Celebrating July 4th at The Diamond has become a Richmond tradition and the Squirrels were thrilled to host a doubleheader to celebrate Independence Day. Adding to the festivities, in front of another sold out crowd; Clayton Blackburn made his return to the mound. He worked five shutout innings in game two of the twin bill to earn the win over Reading. Three days later it appeared that top prospect Kyle Crick had turned the corner for his development. Crick, the weaker link in the rotation due to his control issues, punched out ten batters in just five innings against Akron. Crick reached double-digit strikeouts three times throughout the year and dazzled at moments to justify his top billing status. The team's success allowed them to be well represented once again in the Eastern League All Star game. Pitchers Ty Blach and Jack Snodgrass, along with Mario Lissos and Matt Duffy earned the honors.

As the MLB trade deadline approached, rumors swirled around what the Giants might do and what minor league players could be involved in a potential trade to bolster the MLB roster. The Squirrels closed out a homestand on July 30th against Harrisburg and were about to depart for a trip to Altoona. San Francisco gave the order to keep Matt Duffy and Jarrett Parker in Richmond due to an impending roster move. Rumors filled the internet about what might happen, but the trade deadline of July 31st came and went without incident. San Francisco did nothing. The very next day the Giants pulled the trigger on a move, reaching down to Richmond to promote Duffy and Parker to meet the team in New York for a series against the Mets. Duffy made his MLB debut on August 1st and appeared in 34 games down the stretch for the eventual World Series Champions. Parker was up for a few days but did not appear in a game. He was reassigned to Fresno to finish out the year.

Life without Duffy and Parker was going to be difficult for the rest of the Squirrels trying to win a pennant in the Eastern League. Veteran utility man Skyler Stromsmoe was a natural fit to fill in the gaps till additional help arrived from San Jose. During the first few days of August, the Giants sent the next wave of prospects to take the lead for the postseason bound Squirrels. Outfielders Elliot Blair and Blake Miller were promoted and jumped directly into the lineup. Miller was penciled into the three-hole to replace Duffy after hitting .299 in 96 games in the California League. San Francisco also sent along relievers Daniel Slania, Tyler Rogers and Carlos Alvarado. It was apparent a new team would need to adapt quickly in order to take home the Eastern League title. This squad had one month to prepare.

The drastic roster adjustments along with the August grind slowed the Squirrels. A three game sweep at Altoona and another sweep at the hands of the B-Mets shrunk the Squirrel Division lead to half a game. First baseman Angel Villalona struggled to accompany Lissos in the lineup and hit just .179 down the stretch. New additions Miller and (.311 in August) and Blair adjusted better than expected to help keep things afloat. On August 20th a 7-0 loss dropped the Squirrels into a tie for first with Akron. Fortunately, the RubberDucks lost the last 10 of 11 contests and Richmond clinched their first Division Title on August 29th with a 2-1 victory over Binghamton. A champagne soaked celebration commenced at The Diamond as Adalberto Mejia had one of his finest outings of the year. He pitched six innings and allowed just one run with three strikeouts.

On September 3, 2014 Richmond hosted its first playoff series since 2011. It was Mejia again getting the Squirrels off to a solid start by tossing 6.2 innings to open the series at Canal Park in Akron. The bullpen – now without star closer Hunter Strickland due to a Major League call up – was able to keep Akron at bay. Lefty Steven Okert, a recent acquisition from San Jose, along with Cody Hall and Jose Casilla secured game one in a best of five series. Akron was able to jump on the Squirrels most reliable starter Jack Snodgrass to even things up in game two with a 5-1 victory. The series shifted to The Diamond and a raucous crowd was on hand for game three of the series. Blach raised the bar in the third set during a thrilling 1-0 win. Blach tossed six scoreless innings as Kelby Tomlinson's base hit to score Daniel Carbonell in the third inning was all the offense of the night. The bats eventually prevailed for Richmond in a decisive 5-1 route in the series clinching contest. Devin Harris provided the muscle, a two run homer in the fourth off Akron's Shawn Mormindo. Another newcomer, former first round selection Chris Stratton, had his best Double-A outing with six shutout innings to secure the series and sent Richmond back to the Eastern League Championship Series.

Richmond was eagerly awaiting the winner of the Binghamton/Portland series in the Eastern Division. That series came down to the wire, with the B-Mets pulling out an exciting 8-5 victory in game five. The ELCS championship was set. The B-Mets had not won a championship in 20 years and were anxious to end that drought. In game one Clayton Blackburn pitched well but gave up a pair of runs in the 5th inning to give Binghamton a 3-1 lead. B-Mets ace Tyler Pill pitcher through six innings to earn the win and draw first blood. The Richmond offense was nullified again in game two. Binghamton starter Greg Peavey cruised through seven innings in a deflating 5-1 Squirrels loss. With a commanding 2-0 lead, the series shifted to NYSEG stadium in New York for what would become an instant Eastern League classic. Lefty Ty Blach squared off against Mets top lefty prospect Steven Matz. While both southpaws, the two stalwarts on the mound were completely different in their craft. Blach, more of a location and finesse pitcher, kept the B-Mets off balance all night. He allowed just one run, a sacrifice fly in the fourth inning, in seven innings of work. Matz, a pure power arm, struck out 11 batters and had not allowed a hit through seven innings. The Mets were in a tight spot with their young prized prospect. He was working on a no-hitter in the championship game but had missed nearly two full seasons due to arm injuries. As his pitch count mounted, the Mets opted to send him back out for the eighth frame. With one out Elliot Blair ignited the Squirrels with a base hit to right. Backup catcher Eliezer Zambrano followed with a base hit of his own to end the night for Matz. Daniel Carbonell drove home Blair to tie the game at 1-1 through eight innings. The Squirrels could not get much going in the 9th innings off All-Star closer Cody Satterwhite and it was up to reliever Steven Okert to send the game into extra innings. Okert punched out the first batter but then Mets catcher Xorge Carrillo singled to centerfield. Wilfredo Tovar then delivered the game-winning hit, a double to right centerfield to end the season for the Squirrels. It punctuated the end to a thrilling game, an exciting series and an even more exhilarating season for Richmond.





EASTERN LEAGUE FINAL 2014 STANDINGS

WESTERN DIVISION

TEAM	W	L	PCT	GB	HOME	AWAY	DIV
Richmond Flying Squirrels #	79	63	.556	-	42-29	37-34	48-32
Akron RubberDucks @	73	69	.514	6.0	32-39	41-30	44-42
Bowie Baysox	72	70	.507	7.0	35-36	37-34	48-50
Erie Sea Wolves	71	71	.500	8.0	34-37	37-44	40-38
Altonna Curve	61	81	.430	18.0	34-36	27-45	44-52
Harrisburg Senators	53	89	.373	26.0	31-40	22-49	33-45

- Division Winner @ - Wild Card Entrant

EASTERN DIVISION

TEAM	W	L	PCT	GB	HOME	AWAY	DIV
Portland Sea Dogs #	88	54	.620	-	46-26	42-28	65-40
Binghamton Mets @	83	59	.585	5.0	45-26	38-33	39-33
New Britain Rock Cats	73	69	.514	15.0	42-28	31-41	41-42
Trenton Thunder	67	75	.472	21.0	31-40	36-35	35-37
New Hampshire Fisher Cats	66	76	.465	22.0	35-37	31-39	44-60
Reading Fightin Phils	66	76	.465	22.0	34-37	32-39	33-45

- Division Winner @ - Wild Card Entrant

Composite Club Standings

Portland	88	54	.620	-
Binghamton	83	59	.585	5.0
Richmond	79	63	.556	9.0
Akron	73	69	.514	15.0
New Britain	73	69	.514	15.0
Bowie	72	70	.507	16.0
Erie	71	71	.500	17.0
Trenton	67	75	.472	21.0
N. Hampshire	66	76	.482	22.0
Reading	66	76	.465	22.0
Altoona	61	81	.430	27.0
Harrisburg	53	89	.373	35.0

2014 EL Playoff Results

The Squirrels returned to the postseason for the second time in franchise history after winning their first division title. They squared off against the newly minted Akron RubberDucks in the divisional round and took the series, 3-1. Richmond held Akron to a combined eight runs with stellar pitching performances from Adalberto Mejia, Ty Blach and Chris Stratton.

In the East, the Portland Sea Dogs won the Division but Binghamton had the momentum. The Sea Dogs were one of the best teams in MiLB during the first half of the season but began to fade as players were pulled to the higher levels. The B-Mets were hitting their stride at the right time and boasted three solid arms at the top of the rotation. In an hard fought five-game series, Binghamton prevailed. They swept the Squirrels in three games to win their first Eastern League Championship in 20 years.

**Richmond Defeats Akron, 3-1
(Western Division Series)**

**Binghamton Defeats Portland, 3-2
(Eastern Division Series)**

**Binghamton Defeats Richmond, 3-0
Eastern League Championship Series**





2014: IN REVIEW

EASTERN LEAGUE FINAL 2014 STANDINGS

Eastern League Most Valuable Player	Steven Moya, ERI
Eastern League Rookie of the Year	Michael Taylor, HAR
Eastern League Pitcher of the Year	Henry Owens, POR
Eastern League Post-Season Most Valuable Player	Xorge Carrillo, BNG
Eastern League Manager of the Year	Billy McMillon, POR

2014 EASTERN LEAGUE POSTSEASON ALL-STAR TEAM

RHSP	Adrian Sampson, ALT	SS	Matt Duffy, RIC
LHSP	Henry Owens, POR	DH	Brian Burgamy, BNG
RP	Oliver Drake, BOW	OF	Dariel Alvarez, BOW
C	Elias Diaz, ALT	OF	Steven Moya, ERI
1B	Christian Walker, BOW	OF	Michael Taylor, HAR
2B	Devon Travis, ERI	UTIL	Brian Burgamy, BNG
3B	Niuman Romero, BOW		

2014 EASTERN LEAGUE MID-SEASON ALL-STARS

Eastern Division: (Pitchers) Dustin Antolin, NHM; Randy Boone, NHM; Brian Johnson, POR; Cole Johnson, NBR; Hoby Milner, REA; Colton Murray, REA; Henry Owens, POR; Taylor Rogers, NBR; Cody Satterwhite, BNG; Robby Scott, POR; **Matt Tracy, TRE;** Jon Velasquez, BNG; Tyler Webb, TRE **(Catchers)** Gary Sanchez, TRE; Blake Swihart, POR **(Infielders)** Carlos Alonso, REA; Jon Berti, NHR; Brian Burgamy, BNG; Albert Cartwright, REA; Sean Coyle, POR; Peter O'Brien, TRE; Tony Thomas, NBR; Kennys Vargas, NBR **(Outfielders)** Ben Gamel, TRE; Derrik Gibson, POR; Kyle Johnson, BNG; Reynaldo Rodriquez, NBR

Western Division: (Pitchers) Shawn Armsrong, AKR; Colin Bates, HAR; Ryan Beckman, ALT; Tim Berry, BOW; **Ty Blach, RIC;** Joe Colon, AKR; Oliver Drake, BOW; Neil Holland, HAR; Kenn Kasperek, ALT; **Jack Snodgrass, RIC;** Jose Valdez, ERI **(Catchers)** Ramon Cabrera, ERI; Elias Diaz, ALT **(Infielders)** **Matt Duffy, RIC;** Cutter Dykstra, HAR; Alen Hanson, ALT; Corey Jones, ERI; Francisco Lindor, AKR; **Mario Lisson, RIC;** Drew Maggi, ALT; Garabez Rosa, BOW; Christian Walker, BOW **(Outfielders)** Willy Garcia, ALT; Kevin Keyes, HAR; Steven Moya, HAR; Michael A. Taylor, HAR

2014 EASTERN LEAGUE WEEKLY AWARD WINNERS

Batters

April 3-13	Mookie Betts, POR
April 14-20	Chirstian Walker, BOW
April 21-27	Tyler Wilson, BOW
April 28-May 4	Wade Gaynor, ERI
May 5-11	Matt Duffy, RIC
May 12-18	Christian Walker, BOW
May 19-25	Daniel Ortiz, NBR
May 26-June 1	Robert Refsnyder, TRE
June 2-8	Carlos Alonso, REA
June 9-15	Brian Burgamy, BNG
June 16-22	Deven Marrero, POR
June 23-29	Sean Coyle, POR
June 30-July 6	Reynaldo Rodriquez, NBR
July 7-13	Travis Tajireron, BNG
July 14-20	Devon Travis, ERI
July 21-27	Jake Fox, REA
July 28-August 3	Quincy Latimore, HAR
August 4-10	Greg Bird, TRE
August 11-17	Keury De La Cruz, POR
August 18-24	Keon Broxton, ALT
August 25-September 1	Jason Krizan, ERI

Pitchers

April 3-13	Henry Owens, POR
April 14-20	Bryan Mitchell, TRE
April 21-27	Tyler Wilson, BOW
April 28-May 4	Mike McCarthy, POR
May 5-11	Greg Peavey, BNG
May 12-18	A.J. Cole, HAR
May 19-25	Jeremy Bleich, TRE
May 26-June 1	Joeseph Colon, AKR
June 2-8	Kyle Ryan, ERI
June 9-15	Brian Johnson, POR
June 16-22	Zach Davies, BOW
June 30-July 6	Tommy Collier, ERI
July 7-13	Virgil Vasquez, NBR
July 14-20	Adrian Sampson, ALT
July 21-27	Tyler Duffey, NBR
July 28-August 3	Zach Davies, BOW
August 4-10	Duke von Schamann, AKR
August 11-17	Virgil Vasquez, NBR
August 18-24	Michael Lee, NHR
August 25-September 1	Justin Haley, POR



EASTERN LEAGUE FINAL 2014 TEAM BATTING STATISTICS

TEAM	AVG	G	AB	R	H	2B	3B	HR	RBI	HBP	BB	IBB	SO	SB	CS	SLG	OBP
Binghamton	.278	142	4699	718	1304	273	23	122	668	79	492	7	1005	77	42	.423	.353
Bowie	.275	142	4841	652	1330	1268	21	109	600	35	411	5	839	46	29	.406	.333
Erie	.273	142	4771	655	1301	278	27	113	604	134	408	8	907	117	49	.413	.332
Portland	.268	142	4611	658	1234	256	30	105	613	74	461	10	1010	108	57	.404	.341
Altoona	.265	142	4672	632	1236	231	43	124	575	44	457	17	1155	159	77	.412	.333
Akron	.261	142	4744	604	1239	234	39	74	557	37	436	7	1020	114	48	.374	.325
Trenton	.256	142	4813	607	1232	252	37	99	564	53	441	5	927	75	34	.385	.323
Richmond	.256	142	4691	586	1200	207	37	74	525	79	453	9	1068	168	51	.363	.329
New Britain	.254	142	4658	599	1182	283	24	100	564	63	402	5	1032	98	39	.389	.319
Reading	.250	142	4705	558	1178	222	27	103	518	72	367	15	944	80	49	.375	.313
Harrisburg	.248	142	4729	580	1171	203	21	113	538	29	491	10	1165	145	49	.371	.320
New Hampshire	.245	142	4731	571	1159	236	36	114	529	55	352	7	996	125	62	.382	.302

EASTERN LEAGUE 2014 BATTING LEADERS

BATTING AVERAGE*		HITS		WALKS		OBP*	
(Min. 378 PA)						(Min. 378 PA)	
Matt Duffy, RIC	.332	Niuman Romero, BOW	154	Niuman Romero, BOW	84	Niuman Romero, BOW	.417
Niuman Romero, BOW	.320	Jon Berti, NH	146	Matt Skole, HAR	78	Rob Seegin, TRE	.398
Michael Taylor, HAR	.313	Ben Gamel, TRE	142	Stetson Allie, ALT	71	Matt Duffy, RIC	.398
Dean Green, ERI	.311	Steven Moya, ERI	142	Brian Burgamy, BIN	71	Michael Taylor, HAR	.396
Corey Jones, ERI	.304	Jason Krizan, ERI	136	Jamie Johnson, ERI	63	Drew Maggi, ALT	.382

GAMES	DOUBLES		INTENTIONAL WALKS		SLG*	
					(Min. 378 PA)	
Jon Berti, NH	136	Reynaldo Rodriguez, NBR	36	Keon Broxton, ALT	6	Allan Dykstra, BNG .503
Andy Burns, NH	133	Stephen Moya, ERI	33			Alex Dickerson,ALT .494
Steven Moya, ERI	133	Brian Burgamy, BIN	32			Caleb Joseph, BOW .494
Matt Skole, HAR	132	Andy Burns, NH	32			Javier Herrera, RIC .485
Jason Martinson, HAR	132	3 Others Tied	31			Reynaldo Rodriguez, NBR .482

AT-BATS		TRIPLES		STRIKEOUTS		OPS*	
						(Min. 378 PA)	
Ben Gamel,TRE	544	Alen Hanson, ALT	12	Steven Moya, ERI	161	Michael Taylor, HAR	.935
Jon Berti, NH	541	Keon Broxton,ALT	9	Brandon Waring, NBR	150	Christian Walker, BOW	.884
Steven Moya, ERI	515	Gift Ngoepe,ALT	9	Willy Garcia,ALT	145	Sean Coyle, POR	.883
Mason Williams,TRE	507	Jon Berti, NH	7	Tony Thomas. NBR	141	Brian Burgamy, BIN	.880
Andy Burns. NH	495	Devon Travis. NH	7	Gift Ngoepe. ALT	135	Steven Moya. ERI	.861

TOTAL BASES		HOME RUNS		STOLEN BASES		EXTRA-BASE HITS	
Steven Moya, ERI	286	Steven Moya, ERI	35	Kelby Tomlinson, RIC	49	Steven Moya, ERI	71
Reynaldo Rodriguez, NBR	235	Brian Burgamy, BIN	23	Jon Berti, NH	40	Renalo Rodriguez, TRE	59
Brian Burgamy, BIN	227	Peter O'Brien, TRE	23	Tyler Graham, RIC	38	Brian Burgamy, BIN	56
Andy Burns, NH	213	Michael Taylor, HAR	22	Drew Maggi, ALT	37	Andy Burns, NH	52
Alen Hanson, ALT	213	Jake Fox, REA	22	Michael Taylor, HAR	34	Two Others Tied	50

RUNS		RBI		CAUGHT STEALING		HIT BY PITCH	
Daniel Muno, BNG	86	Steven Moya, ERI	105	Drew Maggi, ALT	19	Rob Segedin, ERI	13
Tyler Holt, AKR	83	Christian Walker, BOW	77	Jon Berti, NH	15		
Brian Goodwin, HAR	82	Brian Burgamy, BIN	76	Tyler Graham, RIC	14		
Ramon Flores, TRE	79	Mario Lissos, RIC	76	Kelby Tomlinson, RIC	12		
Jose Ramirez, AKR	78	Jake Fox, REA	70	Alen Hanson, ALT	11		





2014: IN REVIEW

EASTERN LEAGUE FINAL 2014 PITCHING STATISTICS

TEAM	W-L	PCT	ERA	G	GS	CG	SHO	SV	IP	H	R	ER	HR	SAC	SF	HB	BB	IBB	SO	WP	BK
Portland	88-54	.620	3.41	142	142	9	14	42	1237.0	1176	512	461	80	33	38	53	362	2	992	72	4
Richmond	79-63	.556	3.60	142	142	3	11	42	1238.2	1161	546	496	76	37	37	45	458	10	1003	69	9
New Hampshire	66-76	.465	3.73	142	142	4	10	43	1249.1	1193	599	518	106	31	40	63	414	9	1046	80	11
Trenton	67-75	.472	3.84	142	142	1	9	36	1255.0	1176	601	535	83	39	42	54	476	16	1093	97	7
iBinghamton	83-59	.585	3.86	142	142	7	12	34	1214.0	1202	585	520	95	26	37	55	359	9	1106	53	7
New Britain	73-69	.514	3.89	142	142	7	9	38	1216.2	1240	603	526	96	27	39	63	351	4	1071	70	3
Akron	73-69	.514	3.98	142	142	1	9	44	1237.1	1217	605	547	122	26	38	52	405	9	945	76	8
Altoona	61-81	.430	4.00	142	142	4	6	32	1225.1	1263	641	545	88	50	42	70	482	13	836	66	8
Bowie	72-70	.507	4.09	142	142	1	7	43	1241.1	1244	638	564	107	32	40	48	468	6	1092	90	8
Reading	66-76	.465	4.21	142	142	3	8	37	1235.1	1201	654	578	136	36	46	58	513	6	946	52	5
Harrisburg	53-89	.373	4.63	142	142	2	9	25	1237.2	1375	735	637	120	41	57	56	415	13	963	47	3
Erie	71-71	.500	4.71	142	142	4	7	36	1224.2	1318	701	641	141	30	40	37	468	8	975	65	6

EASTERN LEAGUE FINAL 2014 PITCHING STATISTICS

WINS

Henry Owens, POR	14	Henry Owens, POR
Will Roberts, AKR	12	Virgil Vasquez, NBR
4 Others Tied	11	6 Others Tied

COMPLETE GAMES

HITS

3 Pat Dean, NBR	192	Henry Owens, POR	126
3 Jeff Ferrell, ERI	174	Warwick Saupold, ERI	125
2 Mike Augliera, POR	171	Tyler Pill, BIN	120
Will Roberts, AKR	170	Severino Gonzalez, REA	115
Severino Gonzalez, REA	169	Taylor Rogers, NBR	113

STRIKEOUTS

LOSSES

Severino Gonzalez, REA	13	Henry Owens, POR
Will Roberts, AKR	12	Virgil Vasquez, NBR
Cody Anderson, AKR	11	15 Others Tied
Joely Rodriguez, ALT	11	
Warwick Saupold, ERI	11	

SHUTOUTS

RUNS

2	Warwick Saupold, ERI	92	(Min. 112.0 IP)	
2	Pat Dean, NBR	91	Brian Johnson, POR	0.93
1	Severino Gonzalez, REA	89	Greg Peavey, BIN	1.03
	Jeff Ferrell, ERI	85	Adrian Sampson, ALT	1.05
	Mike Augliera, POR	82	Henry Owens, POR	1.12
			Tyler Pill, BIN	1.16

ERA

(Min. 112.0 IP)

Brian Johnson, POR	1.75	Oliver Drake, BOW
Arian Sampson, ALT	2.55	Gregory Infante, NH
Henry Owens, POR	2.60	Noe Ramirez, POR
Greg Peavey, BIN	2.90	Jose Valdez, ERI
Ty Blach, RIC	3.13	2 Others Tied

SAVES

EARNED RUNS

31 Jeff Ferrell, ERI	85	Edwin Quirarte, RIC	13
22 Severino Gonzalez, REA	81	Giovanni Soto, AKR	12
18 Warwick Saupold, ERI	78	Ryan Beckman, ALT	11
18 Pat Dean, NBR	77	Adam Kolarek, BIN	11
15 Cody Anderson, AKR	76	Ryan O'Rourke, NBR	11

HOLDS

GAMES

GAMES FINISHED

HOME RUNS

AVERAGE AGAINST

Edwin Quirate, RIC	51	Oliver Drake, BOW	47	Hoby Milner, REA	25	Brian Johnson, POR	.189
Oliver Drake, BOW	50	Jose Valdez, ERI	41	Severino Gonzalez, REA	23	Henry Owens, POR	.201
Phil McCormich, RIC	50	Shawn Armstrong, AKR	34	Pat Dean, NBR	20	Greg Peavey, BIN	.221
Ryan O'Rourke, NBR	50	Gregory Infante, NH	33	Cody Anderson, AKR	17	Adrian Sampson, ALT	.229
Cole Johnson, NBR	49	Cody Satterwhite, BIN	32	Jef Ferrell, ERI	17	Tyler Pill, BIN	.246

GAMES STARTED

INNINGS PITCHED

WALKS

STRIKEOUTS/9 IP

(Starters)

Severino Gonzalez, REA	27	Will Roberts, AKR	161.0	Warwick Saupold, ERI	65	Henry Owens, POR	9.37
Will Roberts, AKR	27	Severino Gonzalez, REA	158.2	Perci Garner, REA	62	Tyler Pill, BIN	8.50
Warwick Saupold, ERI	27	Casey Lawrence, NH	151.1	Kyle Crick, RIC	61	Eduardo Rodriguez, POR, BOW	8.10
Pat Dean, NBR	26	Mike Augliera, POR	148.0	Hoby Milner, REA	56	Warwick Saupold, ERI	8.04
6 Others Tied	25	Adrian Sampson, ALT	148.0	2 Others Tied	55	Greg Peavey, BIN	7.75



Richmond Flying Squirrels



FLYING SQUIRRELS' FINAL 2014 BATTING STATISTICS

BATTERS	AVG	G	AB	R	H	2B	3B	HR	RBI	BB	IBB	SO	SB	CS	OBP	SLG	OPS	E
Jeff Arnold	.000	1	3	0	0	0	0	0	0	0	0	3	0	0	.000	.000	.000	0
Elliott Blair	.240	27	96	9	23	4	0	1	11	10	0	27	4	1	.318	.313	.630	0
Matt Duffy	.332	97	367	53	122	24	4	3	62	42	2	66	20	4	.398	.444	.842	15
Tyler Graham	.255	106	412	57	105	12	1	3	27	27	0	72	38	14	.312	.311	.622	4
Devin Harris	.256	108	394	47	101	26	3	13	52	30	0	121	3	2	.310	.437	.747	3
Brett Krill	.213	21	75	10	16	4	1	0	9	5	0	13	2	0	.289	.293	.582	1
Tyler LaTorre	.263	48	160	21	42	8	0	1	12	16	0	43	2	1	.324	.331	.655	4
Mario Lisson	.266	114	379	59	101	22	0	18	76	54	1	93	11	3	.370	.467	.837	8
Ryan Lollis	.217	70	203	21	44	4	3	1	17	17	0	28	2	0	.278	.281	.559	0
Blake Miller	.304	26	92	9	28	5	2	0	12	9	0	21	1	0	.373	.402	.775	2
Ricky Oropesa	.241	116	349	32	84	16	0	5	35	36	0	89	0	0	.315	.330	.644	12
Jarrett Parker	.275	100	363	52	100	20	6	12	58	45	2	103	11	4	.370	.463	.833	2
Myles Schroder	.254	110	362	43	92	16	5	5	34	20	0	76	11	0	.305	.367	.672	14
Eric Sim	.158	7	19	2	3	0	0	0	1	2	0	4	0	0	.273	.158	.431	0
Skyler Stromsmoe	.233	104	296	49	69	14	2	0	15	58	1	56	12	8	.374	.294	.668	7
Kelby Tomlinson	.268	126	433	63	116	9	6	1	32	44	1	82	49	12	.340	.323	.663	18
Angel Villalona	.227	101	365	35	83	18	4	10	54	23	1	94	1	1	.290	.381	.671	5
Eliezer Zambrano	.268	60	194	15	52	4	0	1	12	10	1	26	1	1	.304	.304	.608	5
Team Total:	.256	142	4691	586	1200	207	37	74	52	453	9	1068	168	51	.329	.363	.692	112

FLYING SQUIRRELS' FINAL 2014 INDIVIDUAL BATTING LEADERS

BATTING AVERAGE* (Min. 378 PA)		HITS		WALKS		OBP* (Min. 378 PA)	
Matt Duffy	.332	Matt Duffy	122	Skyler Stromsmoe	58	Matt Duffy	.398
Blake Miller	.304	Kelby Tomlinson	116	Mario Lisson	54	Skyler Stromsmoe	.374
Jarrett Parker	.275	Tyler Graham	105	Jarrett Parker	45	Blake Miller	.373
Eliezer Zambrano	.268	Mario Lisson	101	Kelby Tomlinson	44	Jarrett Parker	.370
Kelby Tomlinson	.268	Devin Harris	101	Matt Duffy	42	Mario Lisson	.370
GAMES		DOUBLES		INTENTIONAL WALKS		SLG* (Min. 378 PA)	
Kelby Tomlinson	126	Devin Harris	26	Jarrett Parker	2	Mario Lisson	.467
Ricky Oropesa	116	Matt Duffy	24	Matt Duffy	2	Jarrett Parker	.463
Mario Lisson	114	Mario Lisson	22	4 Others Tied	1	Matt Duffy	.444
Myles Schroder	110	Jarrett Parker	20			Devin Harris	.437
Devin Harris	108	Angel Villalona	18			Blake Miller	.402
AT-BATS		TRIPLES		STRIKEOUTS		OPS* (Min. 378 PA)	
Kelby Tomlinson	433	Kelby Tomlinson	6	Devin Harris	121	Matt Duffy	.842
Tyler Graham	412	Jarrett Parker	6	Jarrett Parker	103	Mario Lisson	.837
Devin Harris	394	Myles Schroder	5	Angel Villalona	94	Jarrett Parker	.833
Mario Lisson	379	Angel Villalona	4	Mario Lisson	93	Blake Miller	.775
Matt Dufy	367	Matt Duffy	4	Ricky Oropesa	89	Devin Harris	.747
PLATE APPEARANCES		HOME RUNS		STOLEN BASES		EXTRA-BASE HITS	
Jarrett Parker	943	Mario Lisson	18	Kelby Tomlinson	49	Devin Harris	42
Skyler Stromsmoe	897	Devin Harris	13	Tyler Graham	38	Jarrett Parker	42
Ricky Oropesa	650	Jarrett Parker	12	Matt Duffy	20	Mario Lisson	40
Kelby Tomlinson	610	Angel Villalona	10	Skyler Stromsmoe	12	Matt Duffy	31
Joe Panik	599	Two Others Tied	5	Three Others Tied	11	Angel Villalona	31
RUNS		RBI		CAUGHT STEALING		HIT BY PITCH	
Kelby Tomlinson	63	Mario Lisson	76	Tyler Graham	14	Mario Lisson	12
Mario Lisson	59	Matt Duffy	62	Kelby Tomlinson	12	Skyler Stromsmoe	11
Tyler Graham	57	Jarrett Parker	58	Skyler Stromsmoe	8	Angel Villalona	10
Matt Duffy	53	Angel Villalona	54	Matt Duffy	4	Eric Sim	10
Jarrett Parker	52	Devin Harris	52	Jarrett Parker	4	Two Others Tied	8



2014: IN REVIEW

FLYING SQUIRRELS' FINAL 2014 PITCHING STATISTICS

PITCHERS	W	L	ERA	G	GS	CG	SHO	SV	SVO	IP	H	R	ER	HR	HB	BB	SO	AVG
Carlos Alvarado	2	0	5.87	11	0	0	0	0	0	15.1	17	11	10	3	0	5	11	.279
Bryce Bandilla	0	2	8.80	15	0	0	0	0	1	15.1	18	16	15	2	1	15	10	.321
Ty Blach	8	8	3.13	25	25	1	0	0	0	141.0	142	53	49	8	3	39	91	.261
Clayton Blackburn	5	6	3.29	18	18	0	0	0	0	93.0	94	40	34	1	7	20	85	.268
Ryan Bradley	0	1	6.75	4	2	0	0	0	0	10.2	15	8	8	1	2	7	5	.341
Andrew Carignan	0	1	4.24	14	0	0	0	0	0	17.0	6	8	8	1	0	19	16	.109
Jose Casilla	4	1	3.97	41	0	0	0	0	2	65.2	57	30	29	5	6	22	39	.232
Kyle Crick	6	7	3.79	23	22	0	0	0	0	90.1	78	42	38	7	1	61	111	.234
Austin Fleet	8	1	2.78	26	11	0	0	0	0	97.0	82	31	30	5	4	36	77	.232
Cody Hall	1	4	3.14	47	0	0	0	11	13	51.2	42	18	18	3	0	14	57	.225
Derek Law	2	0	2.57	27	0	0	0	13	14	28.0	19	8	8	1	1	14	29	.198
Ryan Lolis	0	0	40.50	1	0	0	0	0	0	0.2	1	3	3	1	1	1	1	.500
Kelvin Marte	8	3	3.83	18	15	1	1	0	0	87.0	89	37	37	8	1	23	55	.265
Phil McCormick	2	4	3.72	50	0	0	0	1	2	65.1	61	31	27	4	4	29	62	.239
Adalberto Mejia	7	9	4.67	22	21	0	0	0	0	108.0	119	62	56	9	0	31	82	.283
Steven Okert	1	0	2.73	24	0	0	0	5	6	33.0	24	11	10	3	0	11	38	.207
Josh Osich	1	0	3.78	28	0	0	0	0	0	33.1	28	18	14	4	1	20	27	.233
Edwin Quirarte	11	7	3.23	51	1	0	0	1	4	83.2	75	37	30	4	6	28	51	.238
Daniel Slania	0	0	0.79	10	0	0	0	0	0	11.1	10	2	1	0	0	3	3	.244
Jack Snodgrass	11	6	3.56	24	22	1	1	0	0	131.1	130	58	52	1	6	41	86	.265
Chris Stratton	1	1	3.52	5	5	0	0	0	0	23.0	29	10	9	2	0	12	18	1.29
Hunter Strickland	1	1	2.02	38	0	0	0	11	11	35.2	25	10	8	3	0	4	48	.195
Skyler Stromsmoe	0	1	13.50	1	0	0	0	0	0	1.1	0	2	2	0	1	3	1	.000
Team Total:	79	63	3.60	142	142	3	11	42	54	1238.2	1161	546	496	76	45	458	10	1003

FLYING SQUIRRELS' FINAL 2014 INDIVIDUAL PITCHING LEADERS

WINS		COMPLETE GAMES		HITS		STRIKEOUTS	
Edwin Quirarte	11	Jack Snodgrass	11	Clayton Blackburn	94	Ty Blach	91
Jack Snodgrass	11	Kelvin Marte	11	Kelvin Marte	89	Jack Snodgrass	86
Austin Fleet	8	Ty Blach	8	Austin Fleet	82	Clayton Blackburn	85
Kelvin Marte	8			Kyle Crick	78	Adalberto Mejia	82
Ty Blach	8			Edwin Quirarte	75	Austin Fleet	77
LOSSES		SHUTOUTS		RUNS		WHIP (Min. 112.0 IP)	
Adalberto Mejia	9	Jack Snodgrass	1	Adalberto Mejia	62	Ty Blach	1.28
Ty Blach	8	Kelvin Marte	1	Jack Snodgrass	58	Jack Snodgrass	1.30
Kyle Crick	7			Ty Blach	53		
Edwin Quirarte	7			Kyle Crick	42		
Two Others Tied	6			Clayton Blackburn	38		
ERA (Min. 112.0 IP)		SAVES		EARNED RUNS		HIT BY PITCH	
Ty Blach	3.13	Derek Law	13	Adalberto Mejia	56	Clayton Blackburn	7
Jack Snodgrass	3.56	Cody Hall	11	Jack Snodgrass	52	Edwin Quirarte	6
No Other Pitchers Qualify		Hunter Strickland	11	Ty Blach	49	Jose Casilla	6
		Steven Okert	5	Kyle Crick	38	Jack Snodgrass	6
		Two Others Tied	1	Kelvin Marte	37	Two Others Tied	4
GAMES		SAVE OPPORTUNITIES		HOME RUNS		WILD PITCHES	
Edwin Quirarte	51	Derek Law	14	Adalberto Mejia	9	Austin Fleet	7
Phil McCormick	50	Cody Hall	13	Ty Blach	8	Clayton Blackburn	6
Cody Hall	47	Hunter Strickland	11	Kelvin Marte	8	Ty Blach	5
Jose Casilla	41	Steven Okert	6	Kyle Crick	7	Ryan Bradley	5
Hunter Strickland	38	Edwin Quirarte	4	Two Others Tied	5	Bryce Bandilla	5
GAMES STARTED		INNINGS PITCHED		WALKS		BATTERS FACED	
Ty Blach	25	Chris Gloor	156.1	Kyle Crick	61	Adalberto Mejia	459
Jack Snodgrass	22	Craig Westcott	144.0	Jack Snodgrass	41	Kyle Crick	398
Kyle Crick	22	Jack Snodgrass	141.0	Ty Blach	39	Austin Fleet	398
Adalberto Mejia	21	Taylor Rogers	104.1	Austin Fleet	36	Clayton Blackburn	386
Two Others Tied	18	Edwin Quirarte	72.1	Adalberto Mejia	31	Kelvin Marte	336



Richmond Flying Squirrels

2014: IN REVIEW



FLYING SQUIRRELS' 2014 DAY-BY-DAY RESULTS

DATE	OPP	W/L	SCORE	REC	PLACEGB/GH	WINNER	LOSER	SAVE	TIME	ATT
4/3	@NBR	L	2-10	0-1	T5	-1.0	Dean	Blach	2:46	5494
4/4	@NBR	L	3-4	0-2	T5	-2.0	O'Rourke	Quirate	2:47	5189
4/5	@NBR	W	13-3	1-2	4	-2.0	Adalberto	Rogers	3:01	4711
4/6	@NBR	W	8-2	2-2	T3	-2.0	Crick	Summers	2:48	3102
4/7	POSTPONED: RAIN									
4/8	@BOW	W	5-3 (7)	3-2	2	-1.0	Quirate	Pettit	2:01	N/A
4/8	@BOW	L	1-2 (8)	3-3	T2	-2.0	Drake	McCormick	2:19	1154
4/9	@BOW	W	5-1	4-3	2	1.0	Blach	Rodriguez	2:41	3187
4/10	ALT	L	1-6	4-4	T2	-2.0	Sampson	Blackburn	3:06	9560
4/11	ALT	W	5-4	5-4	2	-1.0	Law	Benedict	3:15	9560
4/12	ALT	W	4-3	6-4	T1	0.0	Quirate	Beckman	3:13	8477
4/13	ALT	W	7-3	7-4	T1	0.0	Marte	Rodriguez	2:48	5789
4/14	REA	L	4-7	7-5	T1	0.0	Gonzalez	McCormick	3:10	3588
4/15	POSTPONED: RAIN									
4/16	REA	W	4-1	8-5	1	0.0	Fleet	O'Sullivan	2:40	6113
4/17	@ALT	W	2-1	9-5	1	+1.0	Blackburn	Kingham	2:33	2257
4/18	@ALT	L	1-2	9-6	1	+1.0	Ramos	McCormick	2:52	3045
4/19	@ALT	W	7-3	10-6	1	+1.0	Snodgrass	Rodriguez	3:16	2215
4/21	@REA	L	3-7	10-7	1	+1.0	Paulino	Marte	2:56	2215
4/22	@REA	W	11-5	11-7	1	+1.0	Hall	Johnson	3:27	1427
4/23	@REA	L	0-1	11-8	1	+1.0	Bile	Blackburn	2:27	2379
4/25	POSTPONED: RAIN									
4/26	NBR	L	4-5 (7)	11-9	1	+0.5	Gilmartin	Mejia	2:09	N/A
4/26	NBR	W	5-2(7)	12-9	1	+0.5	Fleet	Dean	2:33	7844
4/27	NBR	W	7-5	13-9	1	+0.5	Quirate	Fuller	2:49	6397
4/28	BOW	L	2-3	13-10	1	+0.5	Gurka	Hall	2:52	3109
4/29	BOW	W	3-1	14-10	1	+0.5	McCormick	Petit	2:54	8473
4/30	POSTPONED: INCLEMENT WEATHER									
5/1	BOW	W	5-3	15-10	1	1.0	Blackburn	Wilson	2:56	7789
5/2	@TRE	L	1-8	15-11	T1	0.0	Stoneburner	Mejia	3:01	4954
5/3	@TRE	L	4-6	15-12	2	-1.5	Short	Crick	3:02	5137
5/4	@TRE	W	5-3	16-12	2	-1.5	Blach	Kimball	2:41	5682
5/5	@HAR	W	8-2	17-12	2	-2.5	Snodgrass	Espino	2:53	2257
5/6	@HAR	L	1-5	17-13	2	-2.5	Cole	Marte	2:35	2346
5/7	@HAR	L	0-5	17-14	2	-2.5	Purke	Blackburn	2:40	2953
5/8	ERI	L	5-6	17-15	2	-3.5	Knebel	Bandilla	2:26	7218
5/9	ERI	W	7-6 (13)	18-15	2	-3.5	Fleet	Avila	3:43	7695
5/10	POSTPONED: WET GROUNDS									
5/11 (#1)	ERI	W	5-3 (7)	19-15	2	-3.5	Blach	Saupold	1:45	N/A
5/11 (#2)	ERI	W	6-3 (7)	20-15	2	-2.5	Snodgrass	Ryan	2:24	5359
5/13	BOW	L	1-5	20-16	2	-4.0	Berry	Blackburn	2:34	4063
5/14 (#1)	BOW	L	3-5 (7)	20-17	2	-4.5	Bischoff	Mejia	2:20	N/A
5/14 (#2)	BOW	L	4-7	20-18	3	-5.5	Morillo	Fleet	2:20	5476
5/15	POSTPONED: RAIN									
5/16	@ALT	W	2-1	21-18	3	-5.5	Crick	Kingham	2:41	3366
5/17	@ALT	L	0-3	21-19	3	-5.5	Morris	Blach	2:34	3941
5/18	@ALT	W	8-2	22-19	2	-5.5	Snodgrass	Dodson	3:05	3024
5/19	@NBR	L	6-10	22-20	3	-5.5	Duffey	Blackburn	3:14	2677
5/20	@NBR	L	2-7	22-21	3	-6.5	Gilmartin	Mejia	2:50	3276
5/21	@NBR	W	7-5	23-21	3	-6.5	Marte	Dean	3:11	2476
5/22	@NBR	W	5-3	24-21	3	-6.0	Mejia	Johnson	3:41	6420
5/23	TRE	L	1-6	23-22	3	-6.0	Bleich	Blach	2:53	8626
5/24	TRE	L	2-4	23-23	3	-6.0	Garrison	Hall	2:44	9384
5/25	TRE	W	9-1	24-23	3	-5.0	Quirate	Mitchell	2:40	4423
5/26	TRE	L	9-13	24-24	3	-6.0	Barreda	Bandilla	2:46	3744
5/27	ALT	W	7-5	25-24	3	-5.5	Mejia	Morris	2:48	3124
5/28	ALT	W	5-4	26-24	3	-5.0	Marte	Sample	2:46	3744
5/29	ALT	W	6-3 (8)	27-24	3	-5.0	Law	Ramos	2:54	4373
5/30	@BOW	W	6-2	28-24	T2	-5.0	Snodgrass	Wilson	2:42	2312
5/31	@BOW	W	4-1	29-24	2	-4.0	Fleet	Berry	2:56	6063
6/1	@BOW	W	6-2	30-24	2	-4.0	Crick	Pettit	3:03	3141
6/3	TRE	L	3-8	30-25	2	-5.0	Wooten	Mejia	3:09	3368
6/4	TRE	W	6-4	31-25	2	-5.0	Casilla	Webb	2:48	4293
6/5	TRE	W	8-5	32-25	2	-4.0	Snodgrass	Bleich	3:06	6643
6/6	@REA	W	12-2	33-25	2	-4.0	Casilla	Biddle	3:20	8187
6/7	@REA	W	5-1	34-25	2	-3.0	Crick	Gonzalez	2:50	9618
6/8	@REA	W	3-1	35-25	2	-2.0	Marte	Quirate	2:47	6628
6/9	@REA	L	5-8	35-26	2	-3.0	Simon	Carignan	3:18	5608
6/10	@TRE	W	7-4	36-26	2	-1.5	Blach	Mitchell	3:21	4120
6/11	@TRE	W	10-4	37-26	2	-0.5	Snodgrass	Stoneburner	3:26	3391
6/12	@TRE	L	3-4	37-27	2	-0.5	Heredia	Quirate	3:26	3391
6/13	NHF	L	3-6	37-28	2	-1.5	Bibens-Dirlox	Quirate	2:54	5163
6/14	NHF	W	1-0	38-28	2	-0.5	Marte	Liz	3:32	8583
6/15	NHF	W	2-0	39-28	1	+0.5	Mejia	Copeland	3:20	7644
6/17	@BNG	L	1-5	39-29	2	-0.5	Bowman	Blach	3:35	2354
6/18	@BNG	L	1-6	39-30	2	-1.5	Peavey	Snodgrass	2:39	4506

Organization

2015 Flying Squirrels

2014: In Review

History & Records

Eastern League

SF Giants

General Info



2014: IN REVIEW

FLYING SQUIRRELS' 2014 DAY-BY-DAY RESULTS

DATE	OPP	W/L	SCORE	REC	PLACEGB/GH	WINNER	LOSER	SAVE	TIME	ATT	
6/19	@BNG	L	0-6	39-31	2	-2.5	Pill	Crick		2:38	2422
6/20	@ERI	W	4-3	40-31	2	-2.5	Strickland	Faulk	Hall	2:52	3408
6/21	@ERI	W	7-6	41-31	2	-1.5	Mejia	Palacios	Hall	3:02	4111
6/22	@ERI	W	7-3	42-31	2	-0.5	Marte	Ferrell		2:54	2380
6/23	HAR	W	7-2	43-31	2	-0.5	Blach	McGregor		2:41	4233
6/24	HAR	W	2-0	44-31	TI	0.0	Snodgrass	brach		3:11	5227
6/25	HAR	W	6-2	45-31	1	+1.0	Crick	Dupra	Okert	2:54	4496
6/26	BOW	W	4-2	46-31	1	+1.0	Fleet	Berry	Hall	2:53	6492
6/27 (#1)	BOW	L	1-5 (7)	46-32	1	+0.5	Davies	Mejia	Drake	2:47	N/A
6/27 (#2)	BOW	L	3-6 (7)	46-33	1	+0.5	Hensley	Quirarte	Prado	3:23	5474
6/28	BOW	L	0-3	46-34	1	+0.5	Wilson	Marte	Drake	3:13	9457
6/29	BOW	W	4-3	47-34	1	+0.5	Blach	Rodriguez	Hall	3:06	5553
6/30	@HAR	W	6-4 (12)	48-34	1	+0.5	McCormick	Self	Okert	3:52	2643
7/1	@HAR	W	3-2	49-34	1	+0.5	Osich	Demny	Strickland	2:52	2033
7/2	@HAR	L	2-6	49-35	1	+0.5	Herron	Hall		3:00	2856
7/3	@HAR	W	8-6	50-35	1	+1.5	Casilla	Bates	Okert	3:11	4367
7/4 (#1)	REA	W	1-0 (7)	51-35	1	+2.0	Marte	Loewen		1:47	N/A
7/4 (#2)	REA	W	2-0 (7)	52-35	1	+3.0	Blackburn	Murray	Strickland	1:54	9560
7/5	REA	W	5-4	53-35	1	+4.0	Blach	Bootcheck	Hall	2:41	9316
7/6	REA	L	2-6	53-36	1	+3.0	Gonzalez	Snodgrass		3:09	4187
7/7	AKR	L	1-3	53-37	1	+2.0	Anderson	Crick	Ramirez	2:53	3015
7/8	AKR	W	9-4	54-37	1	+3.0	Fleet	von Schamann		2:57	3223
7/9	AKR	L	2-5 (11)	54-38	1	+2.0	Armstrong	Quirate	Head	3:26	3379
7/10	AKR	L	0-2	54-39	1	+1.0	Roberts	McCormick		3:00	4822
7/11	@BOW	W	5-3	55-39	1	+1.0	Quirate	Depaula	Strickland	3:01	2847
7/12	@BOW	L	0-2	55-40	TI	0.0	Davies	Snodgrass		3:19	5985
7/13	@BOW	W	7-2	56-40	1	+1.0	Crick	Pettit		2:40	1512
7/14	@BOW	W	5-0	57-40	1	+1.0	Mejia	Norris		2:56	3241
7/17	HAR	W	5-1	58-40	1	+1.0	Fleet	Dupra		2:30	9560
7/18	HAR	L	3-4 (11)	58-41	1	+1.0	Benincasa	Hall	Bates	3:19	7461
7/19	HAR	W	7-3	59-41	1	+2.5	Quirarte	Runion		3:16	9560
7/20	HAR	W	5-4 (15)	60-41	1	+2.5	Quirarte	Bates		2:40	5535
7/21	@AKR	W	2-0	61-41	1	+3.5	Snodgrass	Colon	Strickland	3:01	3173
7/22	@AKR	W	8-2	62-41	1	+4.5	Quirarte	Roberts		2:52	4456
7/23	@AKR	W	2-0	63-41	1	+5.5	Fleet	Morimano	McCormick	2:42	5001
7/24	@ERI	W	4-3	64-41	1	+6.5	Marte	Turley	Strickland	2:41	2616
7/25	@ERI	L	0-2	64-42	1	+7.5	Saupold	Crick	Valdez	3:31	4967
7/26	@ERI	L	1-5	64-43	1	+6.5	Ferrell	Blach		3:27	5070
7/27	@ERI	L	2-6	64-44	1	+6.5	Ryan	Snodgrass		3:36	2311
7/28	HAR	W	2-1	65-44	1	+6.5	Casilla	Dupra	Hall	3:39	4836
7/29	HAR	W	5-2	66-44	1	+6.5	Quirarte	Voth	Strickland	3:35	5389
7/30	HAR	L	3-6(13)	66-45	1	+6.5	Holland	Stromsmoe		3:20	8421
7/31	@ALT	L	5-8	66-46	1	+6.5	Dodson	Crick	Inman	3:11	4141
8/1	@ALT	L	3-7	66-47	1	+6.5	Ludwig	Blach		3:38	6250
8/2	@ALT	L	6-7	66-48	1	+6.5	Sampson	Snodgrass	Rodriguez	3:01	5294
8/3	@ALT	L	3-6	66-49	1	+5.5	Ramos	Quirarte	Kasperek	2:57	5025
8/5	BNG	L	6-9	66-50	1	+4.5	Pill	Mejia		3:36	6232
8/6	BNG	L	1-5	66-51	1	+3.5	Peavey	Stratton		3:07	6287
8/7	BNG	L	0-3	66-52	1	+2.5	Robles	Casilla	Satterwhite	2:43	9334
8/8	POR	W	5-1	67-52	1	+2.5	Alvarado	Boscan		3:14	6354
8/9	POR	L	7-12 (11)	67-53	1	+2.5	Scott	Quirarte		2:55	8687
8/10	POR	W	6-0	68-53	1	+2.5	Okert	Diaz		2:55	6028
8/12	@NHF	L	2-8	68-54	1	+1.5	Bibens-Dirkx	Mejia		3:01	4348
8/13	POSTPONED: RAIN										
8/14(#1)	@NHF	W	6-2 (7)	69-54	1	+1.0	Snodgrass	Walters		2:42	N/A
8/14(#2)	@NHF	W	4-3 (7)	70-54	1	+1.5	Stratton	Lee	Okert	2:10	5824
8/15	@POR	L	1-5	70-55	1	+0.5	Rodriguez	Blach		2:50	6194
8/16	@POR	L	0-1(10)	70-56	1	+0.5	Diaz	Quirarte		3:31	7368
8/17	@POR	L	1-7	70-57	1	+0.5	Augliera	Crick		3:11	7368
8/19	NBR	L	1-5 (7)	71-58	1	+0.5	Turpen	Bradley		3:26	5124
8/20	NBR	L	0-7	71-59	TI	0.0	Rogers	Snodgrass		3:10	4609
8/21	NBR	W	10-1	72-59	TI	0.0	Blach	Berrios		2:54	7486
8/22	BOW	W	3-0	73-59	1	+1.0	Blackburn	Davies	Strickland	3:36	4436
8/23	BOW	W	7-2	74-59	1	+2.0	Quirarte	Gamboa		3:16	8326
8/24	BOW	L	0-1	74-60	1	+2.0	Adion	Mejia	Drake	3:37	5029
8/25	@ALT	W	5-4	75-60	1	+3.0	Snodgrass	Sanchez	Strickland	3:17	3066
8/26	@ALT	L	2-3	75-61	1	+3.0	Nevarez	Blach	Balester	3:01	3799
8/27	@ALT	L	7-8	75-62	1	+3.0	Rodriguez	Blackburn	Kasperek	3:02	3567
8/28	@ALT	L	2-3	75-63	1	+2.0	Baker	Strickland		2:32	5431
8/29	BNG	W	2-1	76-63	1	+3.0	Mejia	Matz	Strickland	2:32	6889
8/30	BNG	W	7-6	77-63	1	+4.0	Alvarado	Fontanez		3:12	8864
8/31	BNG	W	1-0	78-63	1	+5.0	Quirarte	Velasquez	Okert	2:11	4662
9/1	BNG	W	12-4	79-63	1	+6.0	Blackburn	Peterson		3:13	5169

Organization

2015 Flying Squirrels

2014: In Review

History & Records

Eastern League

SF Giants

General Info



FLYING SQUIRRELS' 2014 ASSORTED RECORD/HIGHS & LOWS

2014 Assorted Record

	Total	Home	Away
Akron RubberDucks	4-3	1-3	3-0
Altoona Curve	11-10	6-1	5-9
Binghamton Mets	4-6	4-3	0-3
Bowie Baysox	14-10	6-8	8-2
Erie SeaWolves	7-4	3-1	4-3
Harrisburg Senators	12-5	8-2	4-3
New Britain Rock Cats	7-7	3-3	4-4
N. Hampshire Fisher Cats	4-2	2-1	2-1
Portland Sea Dogs	2-4	2-1	0-3
Reading Fightin' Phils	8-5	4-2	4-3
Trenton Thunder	6-7	3-4	3-3

Vs. Eastern	31-31	18-14	13-17
Vs. Western	48-32	24-15	24-17
TOTALS	79-63	42-29	37-34

Overall Record	79-63	42-29	37-34
Vs. Eastern Division	31-31	18-14	13-17
Vs. Western Division	48-32	24-15	24-17

Day Games	26-9	14-4	12-5
Night Games	53-54	28-25	25-29
Day Games After Night	22-6	12-3	10-3

Squirrels Score 1st	54-15	26-5	28-9
Opponent Scores 1st	25-48	15-24	10-24
Games Won in Last AB	5-0	4-0	1-0
Vs. RH Starters	50-45	29-21	21-24
Vs. LH Starters	29-18	13-8	16-10
Squirrels Starter 6+ IP	23-12	12-8	10-4
Squirrels Starter 7+ IP	15-8	10-4	5-4

When Hitting a HR	35-21	17-9	18-12
When Not Hitting a HR	44-42	25-19	19-23

Outbit Opponents	59-15	30-3	29-14
Equal # of Hits	6-2	3-2	3-0
Outbit by Opponent	14-46	9-24	5-22
Commit 0 Errors	45-18	27-7	18-11
Commit 1-2 Errors	32-38	14-18	18-20
Commit 3+ Errors	2-7	1-4	1-3

Leading After 7th	63-1	33-1	30-0
Trailing After 7th	4-49	1-18	3-31
Tied After 7th	4-12	2-5	2-7
Leading After 8th	65-1	32-1	32-0
Trailing After 8th	2-51	2-19	0-32
Tied After 8th	3-6	1-4	2-2

Extra-Inning Games	7-4	6-1	1-3
Doubleheaders	10-6	7-5	3-1
Series Record	25-15-3	14-6-1	11-9-2

One-Run Games	21-15	13-5	8-10
Two-Run Games	20-6	10-3	10-3
5+ Run Games	17-14	7-6	10-8
Shutout Record	11-11	8-4	3-7

April Record	14-10	7-4	7-6
May Record	16-14	8-7	8-7
June Record	19-10	9-5	10-5
July Record	18-12	9-6	9-6
August Record	11-17	8-7	3-10
September Record	1-0	1-0	

Monday Record	8-7	3-4	5-3
Tuesday Record	10-10	5-4	5-6
Wednesday Record	8-11	4-6	4-5
Thursday Record	12-9	6-4	6-5
Friday Record	12-11	7-5	5-6
Saturday Record	12-10	7-4	5-6
Sunday Record	17-5	10-2	7-3

2014 Highs & Lows

TEAM MISCELLANEOUS

LONGEST WINNING STREAK	7, 6/20-6/26
LONGEST LOSING STREAK	8, 7/30-8/7
LARGEST MARGIN OF VICTORY	11 (x2) 6/6 @REA
LARGEST MARGIN OF DEFEAT	6 4/3 @NBR
LARGEST SHUTOUT WIN	6-0, 8/10VS POR
LARGEST SHUTOUT LOSS	7-0 8/20VS NBR
LONGEST GAME TIME	4:43 5/9VS ERI
LONGEST HOME GAME TIME	3:52 6/30 @HAR
LONGEST ROAD GAME TIME	3:40 5/26 vs TRE
LONGEST 9-INNING HOME GAME TIME	3:40 5/26 vs TRE
LONGEST 9-INNING ROAD GAME TIME	3:27 4/22 @ REA
LONGEST 7-INNING HOME GAME TIME	2:54(8 innings) 5/29 vs ALT
LONGEST 7-INNING ROAD GAME TIME	2:42 (8 innings) 8/14 @NHM
SHORTEST 9-INNING HOME GAME TIME	2:09 7/6 vs. HAR
SHORTEST 9-INNING ROAD GAME TIME	2:19 7/12 @ BOW
SHORTEST 7-INNING HOME GAME TIME	1:45, 5/11 vs. ERI(GM1)
SHORTEST 7-INNING ROAD GAME TIME	2:01, 4/8 @BOW
LONGEST GAME, INNINGS	15 innings 7/20 vs. HAR
LONGEST HOME GAME, INNINGS	15 innings 7/20 vs. HAR
LONGEST ROAD GAME, INNINGS	12 innings, 6/30 @ HAR
LARGEST CROWD, HOME	9,560 (x5) last 7/19 vs. HAR
LARGEST CROWD, ROAD	9,618, 6/7 @REA
SMALLEST CROWD, HOME	3,015, 7/7 vs. AKR
SMALLEST CROWD, ROAD	1,154 4/8@BOW
MOST ERRORS	7, Ended 7/19-7/25
MOST ERRORS BY OPPONENT	5(x2) last, 8/21vs. NBR
MOST CONSECUTIVE GAMES WITHOUT AN ERROR	4, 8/10-8/14
MOST LOB	16(x2), 7/20 vs. HAR
FEWEST LOB	1, 5/20 @NBR

TEAM BATTING

MOST RUNS	13, 4/5 @NBR
MOST RUNS, INNING	6(x3) last, 6/23 vs. HAR
MOST HITS	16(x2), 5/21 @NBR
MOST HITS, INNING	6(x2), 7/3 @HAR
MOST HOME RUNS, GAME	3, 7/22 @AKRI
MOST HOME RUNS, INNING	2 (x2) last, 7/3 @HAR
MOST CONSECUTIVE GAMES WITH A HOME RUN	5, 6/4-6/8
MOST DOUBLES, GAME	6(x2), last 8/30 @ ALT
MOST TRIPLES, GAME	2(x2), last 8/30 vs. BNG
MOST EXTRA-BASE HITS, GAME	7(x3) last, 8/27 @ALT
MOST STOLEN BASES, GAME	8, 5/9 vs. ERI
MOST STRIKEOUTS, 9-INNING GAME	16, 8/29 vs. BNG
MOST STRIKEOUTS, ALL GAMES	16, 8/29 vs. BNG

TEAM PITCHING

MOST RUNS ALLOWED, INNING	13, 5/26 vs. TRE
MOST RUNS ALLOWED	6(2nd inning) 8/27 @ ALT
MOST HITS ALLOWED	16, 5/26 vs. TRE
MOST HITS ALLOWED, INNING	6(6th inning) 5/7 @HAR
MOST HOME RUNS ALLOWED	3, 5/2 @TRE
MOST HOME RUNS ALLOWED, INNING	2(x2), (4th Inning) Blach 6/4 vs. TRE
MOST CONSECUTIVE GAMES ALLOWING A HOME RUN	4(x3) last, 6/19-6/22
MOST STRIKEOUTS, 9-INNING GAME	15, 6/25 vs. HAR
MOST STRIKEOUTS, ALL GAME	15, 6/25 vs. HAR
MOST BASES ON BALLS	11, 4/19 @ALT
MOST EXTRA-BASE HITS ALLOWED	6, 5/8 vs. ERI

INDIVIDUAL BATTING

MOST RUNS SCORED	3 (Many)
MOST HITS	5, Tomlinson 7/20 vs. HAR
MOST EXTRA-BASE HITS	4, Parker 4/22 @REA
MOST DOUBLES	3 Parker 4/22 @REA
MOST TRIPLES	1 (Many)
MOST HOME RUNS	2(x2)
MOST TOTAL BASES	9, Parker 4/22 @REA
MOST RBI	5(x2)
MOST STOLEN BASES	5, Tomlinson 5/9 vs. ERI
MOST BASES ON BALLS	3, (Many)
MOST STRIKEOUTS	4, (Many)
LONGEST HITTING STREAK	12, Duffy, Ended 5/21 @NBR
LONGEST ON-BASE STREAK	22, Duffy ended 6/3

INDIVIDUAL PITCHING

MOST INNINGS PITCHED, STARTER	9, Snodgrass 6/24 vs. HAR
MOST INNINGS PITCHED, RELIEVER	4, Fleet 4/11 vs. ALT
MOST HITS ALLOWED, STARTER	10 (x3)
HITS ALLOWED, RELIEVER	5 (Many)
MOST STRIKEOUTS, STARTER	11 (X2)
MOST STRIKEOUTS, RELIEVER	5 (Many)
MOST BASES ON BALLS, STARTER	6, Fleet 5/9 vs. ERI
MOST BASES ON BALLS, RELIEVER	4, Snodgrass 4/19 @ALT
MOST WILD PITCHES	3, Blackburn 4/10 vs. ALT
MOST EARNED RUNS ALLOWED	7, Blackburn 8/27 @ALT



2014: IN REVIEW

FLYING SQUIRRELS' 2014 ASSORTED OFFENSIVE CATEGORIES

Regular Season Scoring Breakdown

	1st	2nd	3rd	4th	5th	6th	7th	8th	9th	EXT	TOT
RIC:	73	54	85	65	67	69	63	67	34	8	586
OPP:	55	72	57	52	64	65	56	75	33	17	544

Regular Season Single-Game Bests

MULTI-HIT GAMES

BATTER	TOTAL	2-H	3-H	4-H	5+
Arnold	--	--	--	--	--
Blair	5	3	2	--	--
Duffy	34	24	7	3	--
Graham	24	17	7	--	--
Harris	30	26	4	--	--
Krill	4	3	1	--	--
LaTorre	12	8	4	--	--
Lisson	24	18	5	1	--
Lollis	9	7	2	--	--
Miller	9	8	1	--	--
Oropesa	19	17	1	1	--
Parker	27	22	1	4	--
Schroder	22	20	2	--	--
Sim	1	1	--	--	--
Stromsmoe	15	14	1	--	--
Tomlinson	34	27	6	--	1
Villalona	21	15	6	--	--
Zambrano	12	7	5	--	--

MULTI-RBI GAMES

BATTER	TOTAL	2-R	3-R	4-R	5+
Arnold	--	--	--	--	--
Blair	3	2	--	1	--
Duffy	15	11	2	1	1
Graham	5	4	1	--	--
Harris	11	9	2	--	--
Krill	2	2	--	--	--
LaTorre	2	2	--	--	--
Lisson	18	7	7	3	1
Lollis	1	--	--	1	--
Miller	2	1	1	--	--
Oropesa	4	3	1	--	--
Parker	16	10	4	2	--
Schroder	6	5	1	--	--
Stromsmoe	5	5	--	--	--
Tomlinson	5	3	2	--	--
Villalona	16	10	5	1	--
Zambrano	2	1	1	--	--

Regular Season Pitchers at the Plate

Batter	AB	H	BB	K	SAC
Alvarado	1	0	0	1	0
Bandilla	--	--	--	--	--
Blach	16	2	0	1	4
Blackburn	14	2	0	2	0
Carignan	1	0	--	--	--
Cassila	8	2	0	3	1
Crick	14	1	0	8	2
Fleet	9	1	1	5	0
Hall	1	0	0	0	0
Law	--	--	--	--	--
Marte	9	3	1	2	4
McCormick	5	2	0	1	0
Mejia	15	2	--	8	--
Osich	1	0	0	0	0
Quirarte	6	0	1	3	0
Snodgrass	20	4	1	9	3
Stratton	2	0	0	1	0
Strickland	--	--	--	--	--
TOTALS	122	19	4	44	14

Regular Season Pinch-Hitters

Batter	H	AB	AVG
Arnold	--	--	--
Duffy	--	--	--
Graham	2	3	.667
Krill	0	1	0
Harris	1	2	.500
LaTorre	1	1	1.000
Lisson	0	4	.000
Lollis	1	8	.125
Miller	0	1	--
Oropesa	5	16	.313
Parker	0	1	--
Schroder	2	6	.333
Stromsmoe	0	4	.000
Tomlinson	0	2	--
Villalona	1	4	.250
Zambrano	0	4	--
TOTALS:	13	57	.228



Richmond Flying Squirrels



FLYING SQUIRRELS' 2014 TRANSACTIONS

2014 OPENING DAY ROSTER (25 + 2 DL)

P	Bryce Bandilla, Ty Blach, Clayton Blackburn, Jose Casilla (DL), Kyle Crick, Austin Fleet, Cody Hall, Derek Law, Kelvin Marte, Phil McCormick, Adalberto Mejia, Josh Osich, Edwin Quirarte, Jack Snodgrass
C	Jeff Arnold, Myles Schroder, Eliezer Zambrano (DL)
INF	Matt Duffy, Mario Lisson, Ricky Oropesa, Skyler Stromsmoe, Kelby Tomlinson, Angel Villalona
OF	Tyler Graham, Brett Krill, Ryan Lollis, Jarrett Parker

APRIL

4/4 : C Eric Sim received from Augusta. Jeff Arnold placed on DL (knee).
 4/10: LHP Bryce Bandilla placed on the DL (Shin)...RHP Jose Casilla activated from the DL
 4/22: 4/10: RHP Jose Casilla placed on DL (shoulder)...LHP Bryce Bandilla activated from DL
 4/28: OF Tyler Graham placed on the Disabled List (Groin)...C Eliezer Zambrano activated from the Disabled List (Turf Toe)
 4/29: C Eric Sim placed on Disabled List (Heel)...OF Devin Harris promoted from Low-A Augusta

MAY

5/5: OF Tyler Graham activated from the Disabled List...OF Brett Krill placed on the Disabled List retroactive to 5/4
 5/13: OF Brett Krill (Patella Tendonitis) activated from the Disabled List and transferred to San Jose (A+)...LHP Josh Osich (Blisters) placed on the Disabled List retroactive to
 5/8:[24 + 4 DL], Jose Casilla activated from DL
 5/15: C Eric Sim (Heel) activated from the Disabled List and transferred to Augusta (A) [25 + 2 DL]
 5/23: P Clayton Blackburn placed on the DL (side) [24 + 3DL]
 5/24: C Tyler La Torre received from Fresno (AAA) [25+3DL]
 5/27: RHP Andrew Carignan received from Extended Spring...LHP Bryce Bandilla transferred to San Jose [25 + 3 DL]
 5/29: RHP Hunter Strickland received from San Jose (A+), OF Ryan Lollis placed on DL (Patella Tendonitis) [25 + 4DL]

JUNE

6/10: RHP Derek Law placed on the Disabled List (Forearm Tightness)...LHP Josh Osich activated from the Disabled List (Blisters) [25 + 4 DL]
 6/15: INF Angel Villalona placed on the Disabled List (Shoulder Tendonitis)...OF Ryan Lollis activated from the Disabled List (Patella Tendonitis) [25 + 4 DL]
 6/24: LHP Steven Okert received from San Jose (A+)...LHP Phil McCormick placed on the Disabled List (Right Ankle Sprain) [25 + 5 DL]
 6/29: RHP Edwin Quirarte placed on the Disabled List (Turf Toe)...LHP Phil McCormick activated from the Disabled List (Right Ankle Sprain) [25+5 DL]

JULY

7/2: RHP Andrew Carignan promoted to Fresno (AAA) [24+5 DL]
 7/4: RHP Clayton Blackburn activated from Disabled List (Lat Strain) [25+4DL]
 7/5: LHP Adalberto Mejia placed on the Disabled List (Plantar Fasciitis)...RHP Edwin Quirarte activated from the Disabled List (Turf Toe) [25 + 4 DL]
 7/13: LHP Adalberto Mejia (Plantar Fasciitis) activated from the Disabled List...LHP Jack Snodgrass placed on the Temporarily Inactive List [25 + 3 DL + 1 TI]
 7/17: LHP Jack Snodgrass activated from the Temporarily Inactive List (All-Star)...RHP Clayton Blackburn placed on the Disabled List (Cracked Nail) retroactive

to 7/10 [25 + 4 DL]

7/18: OF Tyler Graham placed on the Temporarily Inactive List (Wedding)...INF Angel Villalona activated from the Disabled List (Shoulder Tendonitis) [25 + 3 DL + 1 TI]
 7/21: OF Tyler Graham activated from the Temporarily Inactive List (Wedding)...LHP Adalberto Mejia placed on the Disabled List (Blister) [25 + 4 DL]
 7/22: RHP Clayton Blackburn activated from the Disabled List (Cracked Nail)...INF Mario Lisson placed on the Disabled List (Back Tightness) [25 + 4 DL]
 7/27: RHP Austin Fleet promoted to Fresno (AAA)...LHP Adalberto Mejia activated from the Disabled List (Blister) [25 + 3 DL]
 7/29: RHP Carlos Alvarado received from Augusta (A)...RHP Chris Stratton received from San Jose (A+)...LHP Kelvin Marte promoted to Fresno (AAA)...LHP Josh Osich placed on the Disabled List (Shoulder Impingement) [25 + 4 DL]
 7/31: (7/31) INF Mario Lisson activated from the Disabled List (Back)

AUGUST

8/1: INF Matt Duffy contract purchased by the San Francisco Giants...OF Jarrett Parker contract purchased by the San Francisco Giants [24 + 3 DL]
 8/2: OF Elliott Blair received from San Jose (A+)...INF Blake Miller received from San Jose (A+)...OF Ryan Lollis transferred to San Jose (A+) [25 + 3 DL]
 8/5: RHP Daniel Slania received from Augusta (A)...RHP Cody Hall placed on the Disabled List (Arm Fatigue) retroactive to 8/3.
 8/7: LHP Jack Snodgrass placed on the Disabled List (Groin Strain)...LHP Ryan Bradley received from Fresno (AAA) [25 + 5 DL]
 8/12: LHP Jack Snodgrass activated from the Disabled List (Groin Strain)...LHP Ryan Bradley placed on the Disabled List (In-Grown Toenail) [25 + 5 DL]
 8/19: RHP Kyle Crick placed on the Disabled List (Back Tightness)...LHP Ryan Bradley activated from the Disabled List (In-Grown Toe Nail) [25 + 5 DL]
 8/31: RHP Cody Hall activated from the Disabled List (Arm Fatigue)...LHP Ryan Bradley placed on the Disabled List (In-Grown Toenail) [25 + 5 DL]

SEPTEMBER

9/1: RHP Hunter Strickland recalled by the San Francisco Giants [24 + 5 DL]
 9/1: RHP Kyle Crick activated from the Disabled List (Back Tightness)...OF Tyler Graham placed on the Disabled List (Left Knee) [25 + 4 DL]
 9/2: OF Daniel Carbonell received from San Jose (A+)...INF Mitch Delfino received from San Jose (A+)...OF Tyler Horan received from San Jose (A+)...RHP Tyler Rogers received from San Jose (A+)...LHP Ryan Bradley removed from active roster...RHP Carlos Alvarado removed from active roster...RHP Dan Slania removed from active roster...INF Ricky Oropesa removed from active roster.
 9/2: RHP Derek Law, LHP Josh Osich, C Jeff Arnold, and OF Tyler Graham removed from roster (No Disabled List in the postseason).

RICHMOND FLYING SQUIRRELS

HISTORY & RECORDS





FLYING SQUIRRELS' LOGO GUIDE

Official Club Logos



Primary Logo



Flying Squirrels - White Word Mark



Flying Squirrels - Red Word Mark



Richmond - White Word Mark



Richmond - Red Word Mark



Acorn - "Red R"



Acorn - "White R"



Squirrels Head



Cap "R" Logo



HISTORY & RECORDS

FLYING SQUIRRELS' TEAM RECORDS - SINGLE GAME

Largest Margin of Victory.....	14, 9/2/10 @ Erie
Largest Margin of Defeat.....	14, 4/14/13 @ Trenton
Largest Shutout Win.....	14, 9/2/10 @ Erie
Largest Shutout Loss.....	13, 7/13/13 @ Bowie
Longest Game (Innings).....	18, 4/30/11 @ Bowie
Longest Game Time (9 Innings).....	3:41, 7/15/12 @ Harrisburg
Longest Game Time (All).....	5:27, 4/30/11 @ Bowie (18)
Shortest Game (9 Innings).....	2:07 (x2), last 8/21/11 vs. Akron
Shortest Game (All).....	1:33, 7/22/11 vs. Harrisburg (7)
Largest Home Crowd.....	9,560 (x25), last 8/24/13 vs. Altoona
Largest Road Crowd.....	9,784, 5/21/10 @ Reading
Smallest Home Crowd.....	2,359, 5/6/13 vs. Bowie
Smallest Road Crowd.....	785, 5/11/10 @ Bowie
Most Errors.....	5 (x3) last 7/11/14 @Bowie
Most Errors by Opponent.....	5 (x4), last 8/21/14 vs New Britian
Most LOB.....	16(x2), 7/20/14 vs Harrisonburg
Fewest LOB.....	0 (x3), last 6/5/12 @ New Hampshire
Most Runs (Game).....	20, 5/26/13 @ Altoona
Most Runs Allowed (Game).....	19, 4/17/12 vs. Reading
Most Runs (Inning).....	9, 5/26/13 @ Altoona (1st)
Most Runs Allowed (Inning).....	10, 4/17/12 vs. Reading (6th)
Most Hits (Game).....	22 (x3), last 5/26/13 @ Altoona
Most Hits Allowed (Game).....	22, 4/17/12 vs. Reading
Most Hits (Inning).....	7 (x2), last 7/9/12 vs. Reading (5th)
Most Hits Allowed (Inning).....	9, 4/17/12 vs. Reading (6th)
Most Home Runs (Game).....	4 (x3), last 6/28/13 @ Erie
Most Home Runs Allowed (Game).....	4, 6/28/13 @ Erie
Most Home Runs (Inning).....	2 (Many)
Most Home Runs Allowed (Inning).....	2 (Many)
Most Batters in an Inning.....	13, 5/26/13 @ Altoona (1st)
Most Batters in an Inning (Opponent).....	15, 4/17/12 vs. Reading (6th)
Biggest Comeback Win.....	5, 4/8/13 vs. Bowie (Down 5-0, Won 12-10)

FLYING SQUIRRELS' TEAM RECORDS - SEASON

Longest Winning Streak.....	7, 4/27/10 - 5/3/10
Longest Losing Streak.....	7 (x2), last 7/8/13-7/11/13
Most Games Without an Error.....	7, 7/8/10 - 7/17/10
Most Games With an Error.....	10, last 5/23/11 - 6/1/11
Wins.....	79 (2014)
Losses.....	73 (2010)
Highest Batting Average.....	.256 (2014)
Lowest Batting Average.....	.247 (2011)
Lowest ERA.....	3.46 (2011)
Highest ERA.....	4.13 (013)
At-Bats.....	4764 (2010)
Most Runs Scored.....	611 (2013)
Fewest Runs Scored.....	519 (2012)
Most Hits.....	1207 (2010)
Fewest Hits.....	1155 (2011)
Most Doubles.....	243 (2013)
Fewest Doubles.....	207 (2014)
Most Triples.....	47 (2010)
Fewest Triples.....	19 (x2) (2012, 2013)
Most Home Runs.....	109 (2013)
Fewest Home Runs.....	71 (2010)
Most RBI.....	577 (2013)
Fewest RBI.....	491 (2012)
Most Total Bases.....	1772 (213)
Fewest Total Bases.....	1690 (2012)
Most Walks.....	510 (20134)
Fewest Walks.....	348 (2011)
Most Intentional Walks.....	18 (2011)
Fewest Intentional Walks.....	9 (x2) (2013,2014)



Richmond Flying Squirrels

HISTORY & RECORDS



FLYING SQUIRRELS' TEAM RECORDS - SEASON (Cont.)

Most Strikeouts (Batters).....	1115 (2013)
Fewest Strikeouts (Batters)	957 (2012)
Most Stolen Bases.....	168 (2014)
Fewest Stolen Bases	77 (2013)
Most Caught Stealing.....	65 (2012)
Fewest Caught Stealing.....	46 (2010)
Highest Stolen Base Percentage.....	76% (2014)
Lowest Stolen Base Percentage	62% (2012)
Highest On-Base Percentage.....	333 (2013)
Lowest On-Base Percentage.....	302 (2011)
Highest Slugging Percentage.....	383 (2013)
Lowest Slugging Percentage.....	361 (2012)
Highest OPS.....	716 (2013)
Lowest OPS.....	665 (2011)
Most Sacrifice Flies.....	49 (2012)
Fewest Sacrifice Flies.....	34 (2013)
Most Sacrifice Hits.....	60 (2012)
Fewest Sacrifice Hits	36 (2014)
Mosts Batters Hit By Pitch.....	79 (2014)
Fewest Batters Hit By Pitch.....	41 (2011)
Most Double Plays	131 (2012)
Fewest Double Plays.....	93 (2011)
Most Errors Committed.....	122 (2013)
Fewest Errors Committed.....	104 (2012)
Most Complete Games.....	4 (2012)
Fewest Complete Games.....	1 (2013)
Most Shutouts (Pitchers).....	15 (x2) (2012, 2013)
Fewest Shutouts (Pitchers)	9 (2011)
Most Shutouts (Batters).....	11 (2012)
Fewest Shutouts (Batters).....	10 (x4) (2010, 2011, 2012, 2013)
Most Saves.....	43 (2010)
Fewest Saves.....	36 (2012)
Most Save Opportunities	62 (2010)
Fewest Save Opportunities.....	53 (2011)
Most Innings Pitched	1253.3 (2010)
Fewest Innings Pitched.....	1219 (2013)
Most Hits Allowed	1227 (2010)
Fewest Hits Allowed.....	1160 (2011)
Most Runs Allowed.....	661 (2013)
Fewest Runs Allowed	546 (2014)
Most Earned Runs Allowed.....	585 (2013)
Fewest Earned Runs Allowed.....	481 (2011)
Most Home Runs Allowed.....	92 (2010)
Fewest Home Runs Allowed.....	64 (2012)
Most Hit By Pitch (Pitchers).....	55 (2013)
Fewest Hit By Pitch (Pitchers).....	42 (2012)
Most Intentional Walks Issued.....	27 (2012)
Fewest Intentional Walks Issued.....	9 (2013)
Most Strikeouts (Pitchers)	1096 (2011)
Fewest Strikeouts (Pitchers).....	915 (2010)
Most Balks	11 (2013)
Fewest Balks.....	6 (2010)
Most Wild Pitches.....	94 (2013)
Fewest Wild Pitches.....	69 (2014)
Most Double Plays	138 (2010)
Fewest Double Plays.....	96 (2011)
Lowest WHIP.....	1.30 (2011, 2012)
Highest WHIP.....	1.46 (2013)
Lowest Average Against.....	247 (2011)
Highest Average Against.....	260 (2010)
Most At-Bats Against	4727 (2010)
Fewest At-Bats Against.....	4640 (2013)
Most Batters Faced.....	5360 (2013)
Fewest Batters Faced.....	5224 (2014)
Most Holds	61 (2010, 2011)
Fewest Holds.....	40 (2013)

Organization

2015 Flying Squirrels

2014: In Review

History & Records

Eastern League

SF Giants

General Info



HISTORY & RECORDS

FLYING SQUIRRELS' INDIVIDUAL RECORDS - SINGLE GAME

BATTING

Runs	4 (x6), last Herrera, 7/16/13 @ Binghamton
Hits	5 (x5), last Tomlinson, 7/20/14 vs. Harrisburg
Extra-Base Hits	4, Parker, 4/22/14 @ Reading
Triples	2, Peguero, 7/31/11 vs. Trenton
Home Runs	3, Neal, 6/26/10 @ Erie
Total Bases	12, Neal, 6/26/10 @ Erie
RBI's	7 (x2), Parker, 5/26/13 @ Altoona
Stolen Bases	5 5/9/14 @ Erie
Walks	4, Boyer, 8/19/10 @ New Britain
Strikeouts	7, Koshansky, 4/30/11 @ Bowie

PITCHING

Innings Pitched (Starter)	9.0(x2) Last, Snodgrass, 6/24/14 vs Harrisburg
Innings Pitched (Reliever)	5.2, Surkamp, 7/4/11 vs. Trenton
Hits Allowed (Starter)	13, Westcott, 4/11/12 @ Bowie
Hits Allowed (Reliever)	7, Sisco, 8/4/10 @ New Hampshire
Strikeouts (Starter)	12 (x3), last Kickham, 8/2/12 vs. Reading
Strikeouts (Reliever)	11, Surkamp, 7/4/11 vs. Trenton
Walks (Starter)	6 (x5), Crick, 4/19 vs. Altoona
Walks (Reliever)	5, Whitaker, 6/11/10 @ Reading
Wild Pitches	3 (x5), Heston, 8/28/12 vs. Harrisburg
Runs Allowed (Starter)	8 (Many)
Runs Allowed (Reliever)	7, Quirarte, 7/26/11 @ Erie
Earned Runs Allowed (Starter)	8 (x3), Fitzgerald, 5/19/12 @ Akron
Earned Runs Allowed (Reliever)	6 Ronick, 5/18/12 @ Akron

FLYING SQUIRRELS' INDIVIDUAL BATTING RECORDS - SEASON

Longest Hit Streak	18, Juan Perez (7/25/12 - 8/14/12)
Batting Average (Min. 384 PA)	Matt Duffy, .332 (2014)
Games	137 (x3), Charlie Culberson (2011), Daniel Mayora (2012), Joe Panik (2013)
At-Bats	553, Charlie Culberson (2011)
Runs Scored	74, Mark Miniccozzi (2013)
Hits	153, Thomas Neal (2010)
Doubles	40, Thomas Neal (2010)
Triples	10, Juan Perez (2011)
Home Runs	18, (x2) Last, Mario Lisson (2014)
Extra-Base Hits	56, Javier Herrera (2013)
RBI's	76, Mario Lisson (2014)
Total Bases	233, Javier Herrera (2013)
Walks	62, Mark Miniccozzi (2013)
Intentional Walks	5, Nick Noonan (2011)
Strikeouts	161, Jarrett Parker (2013)
Stolen Bases	49, Kelby Tomlinson (2014)
Caught Stealing	18, Gary Brown (2012)
Stolen Base Percentage (Min. 10 Attempts)	100% (11-11), Mario Lisson (2014)
On-Base Percentage (Min. 384 PA)400, Mark Miniccozzi (2013)
Slugging Percentage (Min. 384 PA)485, Javier Herrera (2013)
OPS (Min. 384 PA)861, Javier Herrera (2013)
Sacrifice Flies	11, Mark Miniccozzi (2012)
Sacrifice Hits	13, Ehire Adrianza (2012)
Hit By Pitch	19, Gary Brown (2012)
Double Plays	24, Daniel Mayora (2012)

FLYING SQUIRRELS' INDIVIDUAL PITCHING RECORDS - SEASON

Longest Scoreless Innings Streak	20.1, Chris Heston, (8/7/12 - 8/23/12)
Wins	11, Many
Losses	10, Mike Kickham & Craig Westcott (2012)
Earned Run Average (Min. 114 IP)	2.02, Eric Surkamp (2011)
Games	51, Edwin Quirarte (2014)
Starts	28, Justin Fitzgerald & Craig Westcott (2012)
Complete Games	1, Many



Richmond Flying Squirrels

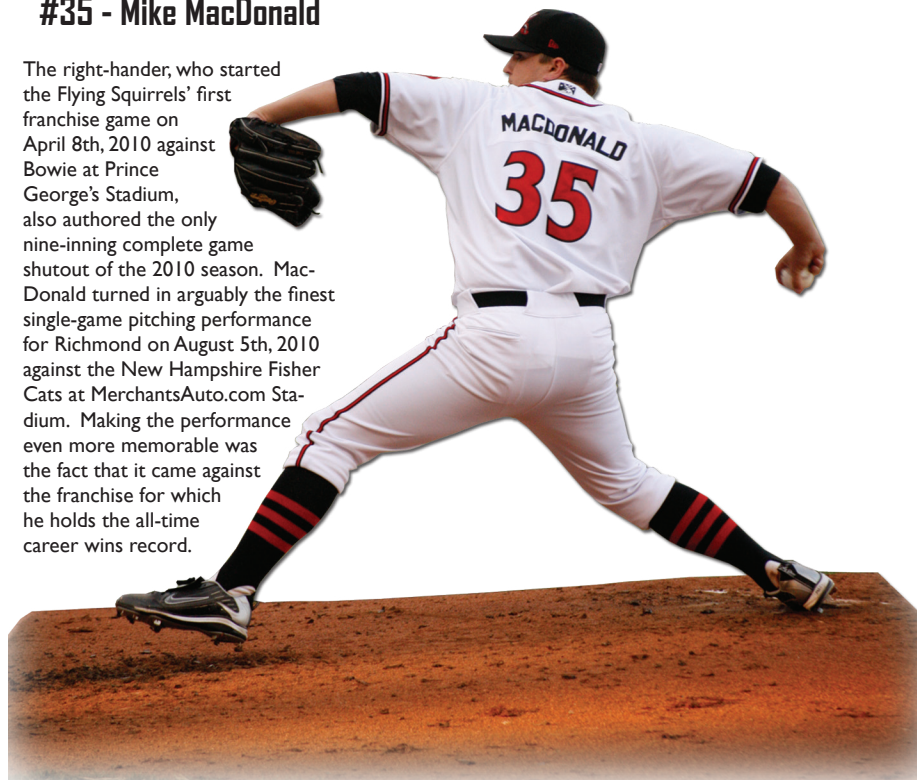


FLYING SQUIRRELS' INDIVIDUAL PITCHING RECORDS - SEASON (Cont.)

Saves.....	23, Rafael Cova (2010)
Save Opportunities.....	29, Rafael Cova (2010)
Innings Pitched.....	165.0, Craig Westcott (2012)
Hits Allowed.....	181, Craig Westcott (2012)
Runs Allowed.....	85, Craig Westcott (2012)
Earned Runs Allowed.....	75, Craig Westcott (2012)
Home Runs Allowed.....	16, Chris Gloor (2013)
Hit Batsmen.....	10, Clayton Tanner (2011)
Walks.....	75, Mike Kickham (2012)
Intentional Walks.....	5, Daniel Turpen (2010)
Strikeouts.....	165, Eric Surkamp (2011)
Balks.....	4, Carlos Teller (2013)
Wild Pitches.....	18, Justin Fitzgerald (2012)
Double Plays Induced.....	27, Craig Westcott (2012)
WHIP (Min. 114 IP).....	1.08, Eric Surkamp (2011)
Average Against (Min. 114 IP).....	.213, Eric Surkamp (2011)
Total Batters Faced.....	698, Craig Westcott (2012)
Holds.....	14, Phil McCormick (2013)

#35 - Mike MacDonald

The right-hander, who started the Flying Squirrels' first franchise game on April 8th, 2010 against Bowie at Prince George's Stadium, also authored the only nine-inning complete game shutout of the 2010 season. MacDonald turned in arguably the finest single-game pitching performance for Richmond on August 5th, 2010 against the New Hampshire Fisher Cats at MerchantsAuto.com Stadium. Making the performance even more memorable was the fact that it came against the franchise for which he holds the all-time career wins record.






HISTORY & RECORDS

FLYING SQUIRRELS' FRANCHISE FIRSTS

Game.....	4/8/10 @ Bowie (Prince George's Stadium)
.....	Bowie 6, Richmond 4 (Game Completed 4/9 Due to Rain)
Win (Team).....	(VV, Pat Egan - L, Ronnie Ray - S, Chad Thall)
.....	4/9/10 @ Bowie (Prince George's Stadium)
Loss (Team).....	Richmond 2, Bowie 0 (7 Innings) (VV, Clayton Tanner - L, Eduardo Gamboa - S, Rafael Cova)
.....	4/8/10 @ Bowie (Prince George's Stadium)
.....	Bowie 6, Richmond 4
.....	(VV, Pat Egan - L, Ronnie Ray - S, Chad Thall)
Pitcher/Batter.....	Bowie's LHP Zach Britton to Richmond's Darren Ford (4/8/10 @ Bowie, Prince George's Stadium)
.....	Ford Grounded Out to SS Pedro Florimon
Hit.....	Thomas Neal, 4/8/10 @ Bowie (4th Inning - Double - Zach Britton)
Double.....	Thomas Neal, 4/8/10 @ Bowie (4th Inning - Zach Britton)
Triple.....	Roger Kieschnick, 4/16/10 vs. Reading (3rd Inning - Yohan Flande)
Home Run.....	Conor Gillaspie, 4/10/10 @ Bowie (6th Inning - Pedro Beato)
Grand Slam.....	Chris Dominguez, 6/27/11 vs. Harrisburg (7th Inning - Hassan Pena)
Run.....	Michael Ambort, 4/8/10 @ Bowie (5th Inning)
RBI.....	Jackson Williams, 4/8/10 @ Bowie (5th Inning)
Walk.....	Brandon Crawford, 4/8/10 @ Bowie (6th Inning - Pat Egan)
Strikeout (Pitcher).....	Ronnie Ray, 4/8/10 @ Bowie (5th Inning - Danny Figueroa)
Strikeout (Batter).....	Roger Kieschnick, 4/8/10 @ Bowie (2nd Inning - Zach Britton)
Stolen Base.....	Tyler Graham, 4/8/10 @ Bowie (7th Inning)
Caught Stealing.....	Darren Ford, 4/12/10 vs. Altoona (1st Inning - Justin Wilson)
Sacrifice Fly.....	Clay Timpner, 4/9/10 @ Bowie (6th Inning)
Hit By Pitch.....	Jackson Williams, 4/8/10 @ Bowie (8th Inning - Chad Thall)
Ground Into Double Play.....	Thomas Neal, 4/10/10 @ Bowie (6th Inning - Eduardo Gamboa)
Error.....	Thomas Neal, 4/10/10 @ Bowie (7th Inning)
Wild Pitch.....	Clayton Tanner, 4/9/10 @ Bowie (3rd Inning)
Balk.....	David Mixon, 5/3/10 vs. Altoona (2nd Inning)
Win (Individual).....	Clayton Tanner, 4/9/10 @ Bowie
Loss (Individual).....	Ronnie Ray (4/8/10) @ Bowie
Save.....	Rafael Cova, 4/9/10 @ Bowie
Complete Game (Seven Innings).....	David Mixon, 4/27/10 @ New Britain
Complete Game (Nine Innings).....	Mike MacDonald, 8/5/10 @ New Hampshire
Complete-Game Shutout (Seven Innings).....	David Mixon, 4/27/10 @ New Britain
Complete-Game Shutout (Nine Innings).....	Mike MacDonald, 8/5/10 @ New Hampshire



#21 Thomas Neal

Neal lined an opposite-field double for the Flying Squirrels first franchise hit. He lined the double down the right-field line off Bowie left-hander Zach Britton in the 4th inning of the Squirrels, 4-6, loss on April 8th, 2010.



#10 Clayton Tanner

Tanner earned the first win in franchise history on April 9th, 2010 against Bowie at Prince George's Stadium.

The lefty tossed 5 1/3 shutout innings, fanning two, as the Squirrels prevailed, 2-0



FLYING SQUIRRELS' CAREER BATTING LEADERS

Batting Average*	On-Base Percentage*	SLG*	OPS*
Matt Duffy..... .332	Matt Duffy..... .398	Javier Herrera..... .485	Javier Herrera..... .861
Mark Minicozzi..... .299	Mark Minicozzi..... .382	Adam Duvall..... .465	Mario Lissou..... .837
Javier Herrera..... .296	Javier Herrera..... .376	Jarrett Parker..... .445	Mark Minicozzi..... .823
Thomas Neal..... .291	Jarrett Parker..... .361	Mark Minicozzi..... .441	Jarrett Parker..... .806
Conor Gillaspie..... .287	Thomas Neal..... .359	Thomas Neal..... .440	Thomas Neal..... .799
Daniel Mayora..... .281	Skyler Stromsmoe..... .349	Wes Hodges..... .428	Adam Duvall..... .785
Juan Perez..... .280	Gary Brown..... .347	Conor Gillaspie..... .420	Johnny Monell..... .758
Wes Hodges..... .275	Clay Timpner..... .346	Johnny Monell..... .419	Conor Gillaspie..... .754
Mario Lissou..... .266	Daniel Mayora..... .345	Roger Kieschnick..... .409	Devin Harris..... .747
Two Tied..... .259	Johnny Monell..... .339	Gary Brown..... .385	Juan Perez..... .734
Games	At-Bats	Plate Appearances	Runs
Skyler Stromsmoe..... 285	Juan Perez..... 940	Juan Perez..... 1010	Jarrett Parker..... 124
Juan Perez..... 257	Jarrett Parker..... 807	Jarrett Parker..... 943	Juan Perez..... 123
Johnny Monell..... 227	Skyler Stromsmoe..... 751	Skyler Stromsmoe..... 897	Mark Minicozzi..... 109
Jarrett Parker..... 231	Mark Minicozzi..... 725	Mark Minicozzi..... 841	Skyler Stromsmoe..... 109
2 Tied..... 209	Johnny Monell..... 70	Johnny Monell..... 815	Roger Kieschnick..... 92
Hits	Doubles	Triples	Home Runs
Juan Perez..... 263	Juan Perez..... 51	Juan Perez..... 14	Jarrett Parker..... 30
Jarrett Parker..... 209	Johnny Monell..... 51	Jarrett Parker..... 11	Johnny Monell..... 21
Mark Minicozzi..... 217	Mark Minicozzi..... 49	Darren Ford..... 9	Roger Kieschnick..... 20
Skyler Stromsmoe..... 188	Thomas Neal..... 40	Conor Gillaspie..... 8	4 Tied..... 18
Roger Kieschnick..... 186	Jarrett Parker..... 38	Roger Kieschnick..... 8	
RBI	Walks	Intentional Walks	Strikeouts
Jarrett Parker..... 115	Mark Minicozzi..... 94	Nick Noonan..... 7	Mark Minicozzi..... 187
Mark Minicozzi..... 111	Jarrett Parker..... 115	Conor Gillaspie..... 4	Juan Perez..... 180
Johnny Monell..... 99	Skyler Stromsmoe..... 103	Sharon Schoop..... 4	Johnny Monell..... 177
Juan Perez..... 93	Johnny Monell..... 89	Five Players Tied..... 3	Roger Kieschnick..... 176
Roger Kieschnick..... 88	Ehire Adrianza..... 72		
Stolen Bases	Caught Stealing	Stolen Base %**	Sacrifice Flies
Kelby Tomlinson..... 52	Juan Perez..... 21	Justin Christian..... .900	Skyler Stromsmoe..... 11
Darren Ford..... 43	Gary Brown..... 18	Kelby Tomlinson..... .800	Roger Kieschnick..... 9
Juan Perez..... 40	Darren Ford..... 18	Juan Perez..... .786	Johnny Monell..... 8
Gary Brown..... 33	Skyler Stromsmoe..... 17	Charlie Culberson..... .777	
Ehire Adrianza..... 27	Kelby Tomlinson..... 13	Ehire Adrianza..... .729	
Sacrifice Hits	HBP	Extra-Base Hits	Total Bases
Ehire Adrianza..... 17	Jarrett Parker..... 25	Juan Perez..... 80	Juan Perez..... 387
Skyler Stromsmoe..... 15	Gary Brown..... 19	Johnny Monell..... 74	Mark Minicozzi..... 320
Ryan Lollis..... 12	Skyler Stromsmoe..... 17	Mark Minicozzi..... 67	Johnny Monell..... 297
Darren Ford..... 10	Kelby Tomlinson..... 12	Javier Herrera..... 56	Roger Kieschnick..... 279
Nick Liles..... 9	Three Tied..... 11	Thomas Neal..... 53	Javier Herrera..... 233

*Minimum of 384 Plate Appearances **Minimum of 10 Attempts



HISTORY & RECORDS

FLYING SQUIRRELS' CAREER PITCHING LEADERS

ERA*	WHIP*	Average Against*	Strikeouts/9.0 IP*
Eric Surkamp..... 2.02	Eric Surkamp..... 1.08	Eric Surkamp..... .213	Eric Surkamp..... 10.43
Chris Heston..... 2.24	Chris Heston..... 1.10	Mike Kickham..... .219	Ryan Verdugo..... 9.18
Mike Kickham..... 3.05	David Mixon..... 1.19	Chris Heston..... .230	Mike Kickham..... 8.18
Justin Fitzgerald..... 3.13	Jack Snodgrass..... 1.23	Ryan Verdugo..... .241	Chris Heston..... 8.17
Ty Blach..... 3.13	Justin Fitzgerald..... 1.26	Justin Fitzgerald..... .244	Justin Fitzgerald..... 7.30
Austin Fleet..... 3.14	Chris Gloor..... 1.27	Jack Snodgrass..... .251	Daryl Maday..... 6.75
David Mixon..... 3.51	Ty Blach..... 1.28	David Mixon..... .255	David Mixon..... 6.26
Jack Snodgrass..... 3.63	Mike Kickham..... 1.29	Ty Blach..... .261	Clayton Tanner..... 5.66
Daryl Maday..... 3.68	Austin Fleet..... 1.34	Clayton Tanner..... .262	Mike MacDonald..... 5.24
Mike MacDonald..... 3.90	Clayton Tanner..... 1.37	Chris Gloor..... .265	Craig Westcott..... 4.51
Wins	Losses	Winning Percentage**	Games
Jack Snodgrass..... 23	Craig Westcott..... 25	Eric Surkamp..... .714	Edwin Quirarte..... 181
Craig Westcott..... 19	Daryl Maday..... 25	Austin Fleet..... .769	Daryl Maday..... 119
Justin Fitzgerald..... 19	Clayton Tanner..... 19	Kelvin Marte..... .727	Phil McCormick..... 108
Daryl Maday..... 17	Justin Fitzgerald..... 17	Brett Bochy..... .700	Craig Westcott..... 68
C. Tanner/E. Quirarte..... 15	Edwin Quirarte..... 14	Jack Snodgrass..... .696	Cody Hall..... 67
Games Started	Complete Games	Shutouts	Balks
Craig Westcott..... 68	Eleven Pitchers..... 1	Jack Snodgrass..... 1	Clayton Tanner..... 5
Justin Fitzgerald..... 61		Mike MacDonald..... 1	Edwin Quirarte..... 5
Clayton Tanner..... 49		David Mixon..... 1	Carlos Teller..... 4
Jack Snodgrass..... 47		Mike Kickham..... 1	Mike Kickham..... 3
Daryl Maday..... 40			Clayton Blackburn..... 3
Saves	Innings Pitched	Hits Allowed	At-Bats Against
Daryl Maday..... 28	Craig Westcott..... 375.2	Craig Westcott..... 415	Craig Westcott..... 1453
Rafael Cova..... 23	Justin Fitzgerald..... 344	Daryl Maday..... 347	Daryl Maday..... 1294
Cody Hall..... 19	Daryl Maday..... 340	Justin Fitzgerald..... 311	Justin Fitzgerald..... 1276
Heath Hembree..... 17	Jack Snodgrass..... 272.1	Clayton Tanner..... 270	Clayton Tanner..... 1032
Brett Bochy..... 14	Clayton Tanner..... 268.2	Chris Gloor..... 262	Jack Snodgrass..... 1013
Total Batters Faced	Runs Allowed	Earned Runs Allowed	Home Runs Allowed
Craig Westcott..... 1633	Craig Westcott..... 204	Craig Westcott..... 180	Daryl Maday..... 28
Justin Fitzgerald..... 1436	Daryl Maday..... 153	Daryl Maday..... 139	Craig Westcott..... 27
Daryl Maday..... 1434	Clayton Tanner..... 149	Justin Fitzgerald..... 120	Clayton Tanner..... 23
Jack Snodgrass..... 1125	Justin Fitzgerald..... 139	Clayton Tanner..... 118	Chris Gloor..... 23
Chris Gloor..... 1090	Jack Snodgrass..... 122	Jack Snodgrass..... 110	Justin Fitzgerald..... 17
Hit Batsmen	Walks	Strikeouts	Wild Pitches
Clayton Tanner..... 17	Craig Westcott..... 141	Justin Fitzgerald..... 282	Justin Fitzgerald..... 31
Edwin Quirarte..... 17	Justin Fitzgerald..... 123	Daryl Maday..... 255	Clayton Tanner..... 24
Justin Fitzgerald..... 16	Clayton Tanner..... 99	Craig Westcott..... 208	Daryl Maday..... 22
Jack Snodgrass..... 14	Daryl Maday..... 97	Chris Gloor..... 195	Craig Westcott..... 21
Daryl Maday..... 13	Mike Kickham..... 75	Clayton Tanner..... 169	Two Pitchers Tied..... 14

*Minimum of 114 Innings Pitched **Minimum of 10 Decisions

HISTORY & RECORDS



FLYING SQUIRRELS' FIRST GAME



VS.



April 8th, 2010
Prince George's Stadium

Bowie Baysox (1-0) 6, Richmond Flying Squirrels (0-1) 4
April 8, 2010

	1	2	3	4	5	6	7	8	9	R	H	E
Richmond	0	0	0	0	2	0	0	2	0	4	11	0
Bowie	0	0	0	1	1	1	3	0	x	6	14	0

Richmond	AB	R	H	RBI	BB	SO	LOB	AVG
Ford, CF	5	0	0	0	0	1	3	.000
Crawford, SS	4	0	1	0	1	1	2	.250
Neal, LF	4	1	2	0	1	1	1	.500
Kieschnick, RF	5	1	2	0	0	3	3	.400
Gillaspie, 3B	5	0	1	2	0	0	4	.200
Ambort, 1B	3	1	1	0	1	0	2	.333
Noonan, 2B	4	1	1	0	0	0	1	.250
Williams, J, C	3	0	2	2	0	0	0	.667
Graham, T, DH	4	0	1	0	0	2	3	.250
MacDonald, P	0	0	0	0	0	0	0	.000
Ray, R, P	0	0	0	0	0	0	0	.000
Sisco, P	0	0	0	0	0	0	0	.000
Totals	37	4	11	4	3	8	19	.297

Bowie	AB	R	H	RBI	BB	SO	LOB	AVG
Figueroa, D, CF	4	0	0	0	1	1	1	.000
Abreu, M, RF	4	1	2	0	0	0	0	.500
Figueroa, P, DH	5	2	3	0	0	1	2	.600
Waring, 3B	5	1	3	1	0	0	2	.600
Widlansky, 1B	4	1	2	0	0	1	2	.500
Joseph, C	1	1	1	2	2	0	0	1.000
Henson, LF	3	0	1	2	1	0	4	.333
Adams, 2B	4	0	2	1	0	0	4	.500
Florimon Jr., SS	4	0	0	0	0	0	1	.000
Britton, Z, P	0	0	0	0	0	0	0	.000
Egan, P	0	0	0	0	0	0	0	.000
Gabino, P	0	0	0	0	0	0	0	.000
Thall, P	0	0	0	0	0	0	0	.000
Totals	34	6	14	6	4	3	16	.412

BATTING

2B: Neal (1, Britton, Z), Williams, J 2 (2, Egan, Gabino), Gillaspie (1, Gabino).
TB: Crawford; Neal 3; Kieschnick 2; Gillaspie 2; Ambort; Noonan; Williams, J 4; Graham, T.
RBI: Williams, J 2 (2), Gillaspie 2 (2).
Runners left in scoring position, 2 out: Kieschnick; Ford; Ambort; Crawford 2; Graham, T; Gillaspie.
Team RISP: 3-for-13.
Team LOB: 10.

BASERUNNING

SB: Graham, T (1, 2nd base off Gabino/Joseph).

FIELDING

Outfield assists: Kieschnick (Joseph at home).
DP: (Gillaspie-Williams, J-Ambort).

Richmond	IP	H	R	ER	BB	SO	HR	ERA
MacDonald	4.0	5	1	1	2	0	0	2.25
Ray, R (L, 0-1)	2.1	6	4	4	1	2	0	15.43
Sisco	1.2	3	1	1	1	1	0	5.40
Totals	8.0	14	6	6	4	3	0	6.75

WP: Egan.

HBP: Abreu, M (by MacDonald), Williams, J (by Thall).

Groundouts-flyouts: MacDonald 9-1, Ray, R 3-2, Sisco 0-4, Britton, Z 7-3, Egan 3-1, Gabino 2-0, Thall 0-2.

Batters faced: MacDonald 17, Ray, R 14, Sisco 9, Britton, Z 16, Egan 8, Gabino 9, Thall 8.

Inherited runners-scored: Sisco 2-2, Egan 2-2, Thall 1-0.

Umpires: HP: Chad Whitson. 1B: Jon Saphire. 2B: . 3B: Tim Eastman.

Weather: 77 degrees, clear.

Wind: 13 mph, Out to CF.

T: 2:53 (1:17 delay).

Att: 3,761.

BATTING

2B: Adams (1, Ray, R), Henson (1, Sisco), Abreu, M (1, Sisco).
TB: Abreu, M 3; Figueroa, P 3; Waring 3; Widlansky 2; Joseph; Henson 2; Adams 3.
RBI: Joseph 2 (2), Waring (1), Adams (1), Henson 2 (2).
2-out RBI: Waring; Henson 2.
Runners left in scoring position, 2 out: Widlansky; Figueroa, D; Adams; Waring 2.
SF: Joseph.
GIDP: Adams.
Team RISP: 6-for-14.
Team LOB: 10.

BASERUNNING

CS: Abreu, M (1, 2nd base by MacDonald/Williams, J).

FIELDING

Outfield assists: Abreu, M (Gillaspie at 3rd base).

Bowie	IP	H	R	ER	BB	SO	HR	ERA
Britton, Z	4.1	3	2	2	0	3	0	4.15
Egan (W, 1-0)	1.2	2	0	0	1	1	0	0.00
Gabino (H, 1)	1.1	4	2	2	2	1	0	13.50
Thall (S, 1)	1.2	2	0	0	0	3	0	0.00
Totals	9.0	11	4	4	3	8	0	4.00

Compiled by MLB Advanced Media



HISTORY & RECORDS

FLYING SQUIRRELS' DIAMOND FIRSTS

Game.....	4/15/10 vs. Reading
.....	Richmond 3, Reading 0
.....	(W, Daryl Maday - L, Michael Cisco - S, Rafael Cova)
Win	4/15/10 vs. Reading
.....	Richmond 3, Reading 0
.....	(W, Daryl Maday - L, Michael Cisco - S, Rafael Cova)
Loss	4/18/10 vs. Reading
.....	Reading 5, Richmond 2
.....	(W, Vance Worley - L, Mike MacDonald - S, Michael Stutes)
Pitcher/Batter	Richmond's Daryl Maday to Reading's Tyson Gillies, 4/15/10 @ 7:13 PM (Struck Out Looking)
Hit	Thomas Neal, 4/15/10 vs. Reading (2nd Inning - Single - Mike Cisco)
Double	Nick Noonan, 4/15/10 vs. Reading (2nd Inning - Mike Cisco)
Triple	Roger Kieschnick, 4/16/10 vs. Reading (3rd Inning - Yohan Flande)
Home Run	Jackson Williams, 4/15/10 vs. Reading (5th Inning - Mike Cisco)
Grand Slam	Chris Dominguez, 6/27/11 vs. Harrisburg (7th Inning - Hassan Pena)
Run	Thomas Neal, 4/15/10 vs. Reading (2nd Inning)
RBI	Nick Noonan, 4/15/10 vs. Reading (2nd Inning)
Walk	Jackson Williams, 4/15/10 vs. Reading (2nd Inning - Mike Cisco)
Strikeout (Pitcher)	Daryl Maday, 4/15/10 vs. Reading (1st Inning - Tyson Gillies)
Strikeout (Batter)	Darren Ford, 4/15/10 vs. Reading (1st Inning - Mike Cisco)
Stolen Base	Skyler Stromsmoe, 4/16/10 vs. Reading (1st Inning)
Caught Stealing	Nick Noonan, 4/15/10 vs. Reading (7th Inning - Tuffy Gosewisch)
Sacrifice Fly	Conor Gillaspie, 4/19/10 vs. New Britain (3rd Inning)
Hit By Pitch	Roger Kieschnick, 4/16/10 vs. Reading (2nd Inning)
Ground Into Double Play	Roger Kieschnick, 4/15/10 vs. Reading (6th Inning, 6-4-3)
Error	Brandon Crawford, 4/16/10 vs. Reading (5th Inning)
Wild Pitch	Tony Pena Jr., 4/16/10 vs. Reading (9th Inning)
Balk	David Mixon, 5/3/10 vs. Altoona (2nd Inning)
Win (Individual)	Daryl Maday, 4/15/10 vs. Reading
Loss (Individual)	Mike MacDonald, 4/18/10 vs. Reading
Save	Rafael Cova, 4/15/10 vs. Reading
Complete Game (7 Innings)	Mike Kickham, 6/2/12 vs. Erie
Complete Game (9 Innings)	Never
Complete-Game Shutout (7 Innings)	Mike Kickham, 6/2/12 vs. Erie
Complete-Game Shutout (9 Innings)	Never

#28 Daryl Maday



(At Left) Flying Squirrels' right-hander Daryl Maday throws the first pitch in franchise history at The Diamond. Maday's first pitch was delivered on April 15th at 7:13 PM to Reading Phillies' leadoff hitter Tyson Gillies. Maday's first offering was a ball, but he went on to strike out Gillies looking. Maday turned in a strong outing in what turned into the first victory for Richmond at the renovated Diamond. He worked 5 2/3 scoreless innings, allowing just four hits, while walking two and striking out four. He earned the victory as the Flying Squirrels posted a 3-0 shutout of Reading. Richmond catcher Jackson Williams provided the first home run for the Squirrels at The Diamond, a solo-shot in the 5th inning off Reading's Mike Cisco. Conor Gillaspie also homered in the game, curious due to the fact that the Squirrels hit just 19 more home runs in their home park on the year.



FLYING SQUIRRELS' FIRST GAME AT THE DIAMOND



VS.



April 15th, 2010
The Diamond

Richmond Flying Squirrels (2-6) 3, Reading Phillies (5-3) 0
April 15, 2010

	1	2	3	4	5	6	7	8	9	R	H	E
Reading	0	0	0	0	0	0	0	0	0	0	4	0
Richmond	0	1	0	0	1	1	0	0	x	3	6	0

Reading	AB	R	H	RBI	BB	SO	LOB	AVG
Gillies, CF	3	0	0	0	1	2	0	.121
Galvis, SS	4	0	0	0	0	1	3	.258
Brown, D, RF	3	0	1	0	1	0	0	.333
Mahar, 1B-LF	3	0	0	0	1	1	1	.310
Pinckney, 3B	3	0	1	0	1	1	0	.310
Spidale, LF	4	0	0	0	0	0	4	.348
Escalona, S, P	0	0	0	0	0	0	0	.000
Gosewisch, C	4	0	1	0	0	1	0	.200
Chavez, O, 2B	3	0	0	0	1	1	1	.111
Cisco, P	2	0	1	0	0	0	0	.500
a-Stavisky, PH	1	0	0	0	0	0	0	.000
Chapman, P	0	0	0	0	0	0	0	.000
Bozied, 1B	1	0	0	0	0	0	0	.333
Totals	31	0	4	0	5	7	9	.257

a-Grounded out for Cisco in the 7th.

BATTING

2B: Brown, D (4, Maday).
TB: Brown, D 2; Pinckney; Gosewisch; Cisco.
Runners left in scoring position, 2 out: Mahar; Galvis 2; Spidale 2.
Team RISP: 0-for-3.
Team LOB: 9.

FIELDING

Outfield assists: Gillies (Crawford at 3rd base).
DP: (Galvis-Chavez, O-Mahar).

Reading	IP	H	R	ER	BB	SO	HR	ERA
Cisco (L, 1-1)	6.0	6	3	3	2	4	2	3.00
Chapman	1.0	0	0	0	2	0	0	0.00
Escalona, S	1.0	0	0	0	0	2	0	0.00
Totals	8.0	6	3	3	4	6	2	4.31

IBB: Williams, J (by Cisco).

Groundouts-flyouts: Cisco 9-4, Chapman 1-1, Escalona, S 0-1, Maday 10-3, Ray, R 2-1, Stevens, J 0-1, Cova 1-1.

Batters faced: Cisco 24, Chapman 4, Escalona, S 3, Maday 23, Ray, R 4, Stevens, J 4, Cova 5.

Inherited runners-scored: Ray, R 1-0, Cova 2-0.

Umpires: HP: Chris Hamner. 1B: Jordan Ferrell. 2B: . 3B: Cory Hinga.

Weather: 73 degrees, clear.

Wind: 5 mph, Out to CF.

T: 2:38.

Att: 9,560.

Compiled by MLB Advanced Media

Richmond	AB	R	H	RBI	BB	SO	LOB	AVG
Ford, CF	4	0	0	0	0	1	1	.194
Crawford, SS	4	0	1	0	0	1	0	.360
Gillaspie, 3B	4	1	1	1	0	0	0	.212
Neal, LF	3	1	1	0	1	1	0	.188
Kieschnick, RF	3	0	1	0	0	0	2	.250
Ambort, 1B	3	0	0	0	0	1	2	.100
Noonan, 2B	2	0	1	1	1	0	1	.226
Williams, J, C	2	1	1	1	1	0	1	.444
Maday, P	2	0	0	0	0	2	2	.000
Ray, R, P	0	0	0	0	0	0	0	.000
a-Timpner, PH	0	0	0	0	1	0	0	.375
Stevens, J, P	0	0	0	0	0	0	0	.000
Cova, P	0	0	0	0	0	0	0	.000
Totals	27	3	6	3	4	6	9	.234

a-Walked for Ray, R in the 7th.

BATTING

2B: Noonan (3, Cisco), Crawford (3, Cisco).
HR: Williams, J (1, 5th inning off Cisco, 0 on, 0 out), Gillaspie (3, 6th inning off Cisco, 0 on, 0 out).
TB: Crawford 2; Gillaspie 4; Neal; Kieschnick; Noonan 2; Williams, J 4.
RBI: Noonan (1), Williams, J (3), Gillaspie (8).
2-out RBI: Noonan.
Runners left in scoring position, 2 out: Maday.
GIDP: Kieschnick.
Team RISP: 1-for-3.
Team LOB: 4.

BASERUNNING

SB: Noonan (2, 3rd base off Cisco/Gosewisch).
CS: Noonan (1, 2nd base by Chapman/Gosewisch).

Richmond	IP	H	R	ER	BB	SO	HR	ERA
Maday (W, 1-0)	5.2	4	0	0	2	4	0	1.69
Ray, R (H, 1)	1.1	0	0	0	0	1	0	7.71
Stevens, J (H, 2)	0.2	0	0	0	2	1	0	0.00
Cova (S, 2)	1.1	0	0	0	1	1	0	0.00
Totals	9.0	4	0	0	5	7	0	2.97





HISTORY & RECORDS

FLYING SQUIRRELS' ALL-TIME ROSTER

A

Adrianza, Ehire - SS (2012, 2013)
Alvarado, Carlos - RHP (2014)
Ambort, Michael - 1B (2010)
Anders, Luke - 1B/DH (2012)
Jeff Arnold - C/DH (2014)

B

Bandilla, Bryce - LHP (2014)
Belt, Brandon - 1B/OF (2010)
Biery, Drew - 1B (2011)
Blair, Elliott - OF (2014)
Blach, Ty - LHP (2014)
Blackburn, Clayton - RHP (2014)
Bochy, Brett - RHP (2012)
Bond, Brock - INF (2010)
Bowlin, Drew - RHP (2011, 2013)
Bose, Jim - S & C Coach (2012)
Boyer, Brad - INF (2010)
Bradley, Ryan - LHP (2013, 2014)
Brown, Gary - OF (2012)

C

Carignan, Andrew - RHP (2014)
Casilla, Jose - RHP (2014)
Castillo, Fabio - RHP (2013)
Cavan, Ryan - 2B (2011)
Christian, Justin - OF (2011)
Ciriaco, Juan - INF (2010, 2012, 2013)
Clark, Craig - LHP (2010)
Correa, Hector - RHP (2011)
Cova, Rafael - RHP (2010)
Crawford, Brandon - SS (2010)
Crick, Kyle - RHP (2014)
Culberson, Charlie - 2B (2011)

D

D'Alessio, Andy - 1B (2010)
Dominguez, Chris - 3B/OF (2011, 2012)
Dowdy, Justin - LHP (2011)
Duffy, Matt - SS (2014)
Dunning, Jake - RHP (2012)
Dunnington, Jacob - RHP (2012)
Duvall, Adam - 3B (2013)

E

Escobar, Edwin - LHP (2013)
Eshleman, John - UTIL (2012)

F

Fairley, Wendell - OF (2011, 2012)
Fitzgerald, Justin - RHP (2011, 2012, 2013)
Fleet, Austin - RHP (2011, 2012, 2014)
Flores, Jose - UTIL (2011, 2012)
Ford, Darren - CF (2010, 2011)

G

Gillaspie, Conor - 3B (2010)
Gonzalez, Abe - S & C Coach (2010)
Gloor, Chris - LHP (2012, 2013)
Graham, Tyler - OF (2010, 2014)
Grimsley, Ross - Pitching Coach (2010-2013)

H

Hall, Cody - RHP (2014)
Hembree, Heath - RHP (2011)
Herrera, Javier - OF (2013)
Heston, Chris - RHP (2012)
Hinshaw, Alex - LHP (2011)
Hodges, Wes - 1B (2011, 2012)

I

Javier, Omar - RHP (2013)
Joseph, Tommy - C (2012)
Joyce, Ken - Hitting Coach (2011-2013)

K

Kickham, Mike - LHP (2012)
Kieschnick, Roger - OF (2010, 2011)

K (Cont.)

Klimas, Matt - C (2010)
Krill, Brett - OF (2013, 2014)
Koshansky, Joe - 1B (2011)

L

Law, Derek - RHP (2014)
Lawson, Brad - S & C Coach (2013)
La Torre, Tyler - C (2010, 2013, 2014)
Liles, Nick - OF (2012)
Lisson, Mario - 3B (2014)
Lively, Mitch - RHP (2010, 2011)
Lofgren, Chuck - LHP (2011)
Lollis, Ryan - OF (2011, 2013)
Lormand, Ryan - INF (2010, 2011)
Lowenstein, Aaron - C (2010, 2011)

M

MacDonald, Mike - RHP (2010)
Machemer, Dave - Manager (2011-2013)
Maday, Daryl - RHP (2010, 2011, 2012, 2013)
Main, Michael - RHP (2010)

Martin, Adrian - RHP (2010)

Martinez-Esteve, Eddy - OF (2010)

Matos, Osiris - RHP (2011)

Mayora, Daniel - 3B (2012)

McBryde, Mike - OF (2011)

McCormick, Phil - LHP (2013, 2014)

Mejia, Adalberto - LHP (2014)

Miller, Blake - 2B (2014)

Miniccozzi, Mark - INF/OF (2012, 2013)

Mitchell, Russ - INF/OF (2012)

Mixon, David - RHP (2010, 2011)

Moss, Brad - C (2013)

Monell, Johnny - C (2011, 2012)

Morman, Russ - Hitting Coach (2010)

N

Navarro, Jesus - C (2012, 2013)
Neal, Thomas - OF (2010)
Noonan, Nick - 2B (2010, 2011)

O

Okert, Stephen - LHP (2014)
Oropesa, Ricky - 1B (2013, 2014)
Ortega, Eric - Athletic Trainer (2010-2011)
Osich, Josh - LHP (2013, 2014)
Otero, Dan - RHP (2011)

P

Panik, Joe - INF (2013)
Parker, Jarrett - OF (2013, 2014)
Peguero, Francisco - OF (2011)
Perez, Juan - OF (2011, 2012)
Pena Jr, Tony - RHP (2010)
Petra, L.J. - Athletic Trainer (2012, 2013)

Q

Quinowski, David - LHP (2010, 2011)
Quirarte, Edwin - RHP (2011, 2012, 2013, 2014)

R

Ray, Ronnie - RHP (2010, 2011)
Reichard, Andy - RHP (2012)
Relaford, Travius - INF (2013)
Rodriguez, Wilmin - LHP (2010, 2011)
Rogers, Taylor - RHP (2013)
Rojas, Nestor - C (2010)
Romero, Felix - RHP (2010)
Ronick, Ari - LHP (2012)

S

Schoop, Sharlon - INF (2010, 2011)
Schroder, Myles - INF (2014)
Schumer, Justin - RHP (2011)
Sherrill, Garrett - S & C Coach (2011)
Shuman, Scott - RHP (2013)
Sisco, Andy - LHP (2010)
Slania, Daniel - RHP (2014)

S (Cont.)

Steels, Andy - Manager (2010)
Sosa, Henry - RHP (2011)
Snodgrass, Jack - LHP (2013, 2014)
Stevens, Jake - LHP (2010)
Stevenson, Jason - LHP (2011, 2012)
Stoffel, Jason - RHP (2011)
Stratton, Chris - RHP (2014)
Stromsmoe, Skyler - UTIL (2010, 2011, 2013, 2014)
Susac, Andrew - C (2013)
Surkamp, Eric - LHP (2011)

T

Tanner, Clayton - LHP (2010, 2011)
Teller, Carlos - LHP (2013)
Timpner, Clay - OF (2010)
Tomlinson, Kelby - INF (2013, 2014)
Turpen, Daniel - RHP (2010)

U

V

Valdez, Jose - RHP (2013)
Verdugo, Ryan - LHP (2011)
Vessella, Tom - LHP (2011, 2012, 2013)
Vallona, Angel - 1B (2013, 2014)
Vogelsong, Ryan - RHP (2013)

W

Wagner, Mark - C (2013)
Weeks, Joel - UTIL (2011, 2012)
Westcott, Craig - RHP (2010, 2012, 2013)
Whitaker, Craig - RHP (2010)
Williams, Jackson - C (2010, 2011)
Wilson, Chris - RHP (2012)

X

Y

Z

Zambrano, Eliezer - C (2010, 2011, 2012, 2013, 2014)



Eliezer Zambrano is the only player in franchise history to appear for the Squirrels in each of their first five seasons in Richmond. Zambrano has been utilized primarily as a back up catcher but appeared in a career-high 60 games for the Squirrels in 2015. He hit .268 with 12 RBI and 15 runs scored.

HISTORY & RECORDS



FROM THE BOULEVARD TO THE BAY

Francisco Peguero - OF (RFS - 2011)
MLB Debut - 8/25/12 (Giants)
Ryan Verdugo - LHP (RFS - 2011)
MLB Debut - 7/17/12 (Royals)
Johnny Monell - C (RFS - 2011, 2012)
MLB Debut - 9/5/13 (Giants)
Dan Otero - RHP (RFS - 2011)
MLB Debut - 4/7/12 (Giants)
Mike Kickham - LHP (RFS - 2012)
MLB Debut - 5/28/13 (Giants)
Juan Perez - OF (RFS - 2011, 2012)
MLB Debut - 6/9/13 (Giants)
Jake Dunning - RHP (RFS - 2012)
MLB Debut - 6/16/13 (Giants)
Ehire Adrianza - SS (RFS - 2012, 2013)

MLB Debut - 8/25/12 (Giants)
Joe Panik - 2B (RFS 2013)
MLB Debut - 6/21/14
Hunter Strikland - RP (RFS 2014)
MLB Debut - 9/1/14
Gary Brown - OF (RFS - 2012)
MLB Debut - 9/13/14
Chris Heston - SP (RFS - 2012)
MLB Debut - 9/13/14
Brett bochy - RP (RFS - 2012)
MLB Debut - 9/13/14
Adam Duvall - 3B (RFS - 2013)
MLB Debut - 6/26/14
Edwin Escobar - SP (RFS - 2013)
MLB Debut - 8/27/14



Brandon Crawford - SS (RFS - 2010)
MLB Debut - 5/27/11 (Giants)
Brandon Belt - 1B (RFS - 2010)
MLB Debut - 3/31/11 (Giants)
Darren Ford - OF (RFS - 2010, 2011)
MLB Debut - 9/11/10 (Giants)
Thomas Neal - OF (RFS - 2010)
MLB Debut - 9/2/12 (Indians)
Roger Kieschnick - OF (RFS - 2010, 2011)
MLB Debut - 7/31/13 (Giants)
Heath Hembree - RHP (RFS - 2011)
MLB Debut - 9/3/13 (Giants)
Nick Noonan - INF (RFS - 2010, 2011)
MLB Debut - 4/3/13 (Giants)
Eric Surkamp - LHP (RFS - 2011)
MLB Debut - 8/27/11 (Giants)

Charlie Culberson - 2B (RFS - 2011)
MLB Debut - 5/13/12 (Giants)
Matt Duffy - INF (RFS 2014)
MLB Debut - 8/11/14 (Giants)
Conor Gillaspie - 3B (RFS 2010)
MLB Debut - 9/9/08
Jackson Williams - C (RFS - 2010)
MLB Debut - 8/27/14
Chris Dominguez - 3B (RFS - 2011)
MLB Debut - 9/3/14
Heath Hembree - RP (RFS - 2011)
MLB Debut - 9/3/13
Andrew Susac - C (RFS - 2013)
MLB Debut - 7/26/14



Organization

2015 Flying Squirrels

2014: In Review

History & Records

Eastern League

SF Giants

General Info



HISTORY & RECORDS

FLYING SQUIRRELS' POSTSEASON HISTORY



2011 Western Division Championship Series
Richmond Flying Squirrels vs. Harrisburg Senators
Flying Squirrels Win Series (3-0)



WDCS - Game 1	1	2	3	4	5	6	7	8	9	R	H	E
Richmond	0	1	0	0	0	2	0	2	1	6	13	0
Harrisburg	0	0	0	0	0	0	0	0	0	0	7	2

Date/Venue: 9/9/11/The Diamond

WP: D. Maday (1-0)

LP: E. Arnesen (0-1)

S: None

T: 2:51

Att.: 6,447

WDCS - Game 2	1	2	3	4	5	6	7	8	9	10	11	R	H	E
Richmond	0	0	0	0	0	0	0	2	0	0	2	4	7	0
Harrisburg	0	0	0	2	0	0	0	0	0	0	0	2	6	2

Date/Venue: 9/10/11/The Diamond

WP: H. Hembree (1-0)

LP: P. Lehman (0-1)

S: None

T: 3:21

Att.: 6,489

WDCS - Game 3	1	2	3	4	5	6	7	8	9	R	H	E
Harrisburg	0	0	0	0	0	0	0	1	0	1	5	0
Richmond	0	0	0	0	0	2	0	0	x	2	8	0

Date/Venue: 9/11/11/The Diamond

WP: J. Fitzgerald (1-0)

LP: T. Roark (0-1)

S: H. Correa (1)

T: 2:21

Att.: 2,891



2011 Eastern League Championship Series
Richmond Flying Squirrels vs. N. Hampshire Fisher Cats
Fisher Cats Win Series (3-1)



ELCS - Game 1	1	2	3	4	5	6	7	8	9	R	H	E
Richmond	1	2	0	3	1	0	1	0	2	10	17	3
New Hampshire	0	0	4	0	1	1	0	3	0	9	10	2

Date/Venue: 9/13/11/NE Delta Dental Stadium

WP: H. Hembree (2-0)

LP: B. Korecky (0-1)

S: None

T: 3:42

Att.: 2,491

ELCS - Game 2	1	2	3	4	5	6	7	8	9	R	H	E
Richmond	1	0	0	0	0	0	2	0	2	5	11	1
New Hampshire	0	3	0	0	1	0	3	0	x	7	11	1

Date/Venue: 9/14/11/NE Delta Dental Stadium

WP: N. Molina (1-1)

LP: D. Maday (1-1)

S: None

T: 3:15

Att.: 2,532

ELCS - Game 3	1	2	3	4	5	6	7	8	9	R	H	E
New Hampshire	0	0	0	0	0	5	0	0	0	5	6	1
Richmond	1	0	0	0	0	1	0	1	0	3	11	1

Date/Venue: 9/16/11/The Diamond

WP: W. Etheridge (1-0)

LP: J. Stevenson (0-1)

S: B. Korecky (4)

T: 2:59

Att.: 8,819

ELCS - Game 4	1	2	3	4	5	6	7	8	9	R	H	E
New Hampshire	0	1	0	2	0	0	0	0	1	4	8	1
Richmond	0	1	1	0	0	1	0	0	0	3	10	2

Date/Venue: 9/17/11/The Diamond

WP: C. Everts (1-0)

LP: H. Correa (0-1)

S: B. Korecky (5)

T: 2:58

Att.: 4,721



Richmond Flying Squirrels



FLYING SQUIRRELS' POSTSEASON HISTORY



2014 Western Division Championship Series Richmond Flying Squirrels vs. Akron Rubberducks Flying Squirrels Win Series (3-1)



WDCS - Game 1	1	2	3	4	5	6	7	8	9	10	11	R	H	E
Richmond	0	0	2	0	0	0	0	0	0	0	1	3	9	0
Akron	0	0	0	1	0	0	0	0	1	0	0	2	6	1

Date/Venue: 9/314/Canal Park

WP: J. Casilla (1-0)

LP: Araujo

S: None

T: 3:30

Att.: 2,414

WDCS - Game 2	1	2	3	4	5	6	7	8	9	R	H	E
Richmond	0	0	0	1	0	0	0	0	0	1	6	1
Akron	0	0	2	1	2	0	0	0	X	5	10	1

Date/Venue: 9/414/Canal Park

WP: W. Roberts (1-0)

LP: Snodgrass (0-1)

S: Smith (1)

T: 2:38

Att.: 2,672

WDCS - Game 3	1	2	3	4	5	6	7	8	9	R	H	E
Akron	0	0	0	0	0	0	0	0	0	0	3	0
Richmond	0	0	1	0	0	0	0	0	x	1	7	0

Date/Venue: 9/514/The Diamond

WP: Blach (1-0)

LP: C. Anderson (0-1)

S: Okert (1)

T: 2:35

Att.: 5,944

WDCS - Game 4	1	2	3	4	5	6	7	8	9	R	H	E
Akron	0	0	0	0	0	0	1	0	0	1	5	1
Richmond	0	0	0	2	0	0	0	3	x	5	4	0

Date/Venue: 9/614/The Diamond

WP: Stratton (1-0)

LP: Morimando (0-1)

S: None

T: 2:48

Att.: 4,893



2014 Eastern League Championship Series- Richmond Flying Squirrels vs. Binghamton Mets Mets Win Series (3-0)



ELCS - Game 1	1	2	3	4	5	6	7	8	9	R	H	E
Binghamton	0	1	0	0	2	0	0	2	0	5	11	0
Richmond	0	0	1	0	1	0	0	0	0	2	7	0

Date/Venue: 9/914/The Diamond

WP: Pill (1-0)

LP: Blackburn (0-1)

S: Satterwhite (1) T: 3:07 Att.: 2,839

ELCS - Game 2	1	2	3	4	5	6	7	8	9	R	H	E
Binghamton	0	2	0	0	0	0	0	3	0	5	6	0
Richmond	0	1	0	0	0	0	0	0	0	1	6	0

Date/Venue: 9/1014/The Diamond

WP: Peavey (1-0)

LP: Mejia (0-1)

S: Tajeron (1) T: 2:45 Att.: 4,269

ELCS - Game 3	1	2	3	4	5	6	7	8	9	R	H	E
Richmond	0	0	0	0	0	0	0	1	0	1	4	0
Binghamton	0	0	0	1	0	0	0	0	1	2	8	0

Date/Venue: 9/1214/The Diamond

WP: Satterwhite (1-0)

LP: Okert (0-1)

S: None (1) T: 2:45 Att.: 4,269



"AA" AFFILIATE



FROM THE BOULEVARD TO THE BAY



EASTERN
LEAGUE



EASTERN LEAGUE

Eastern League
30 Danforth St., Suite 208
Portland, ME 04101
Phone: (207) 761-2700
Fax: (207) 761-7064
www.easternleague.com



Official Name.....	The Eastern League of Professional Baseball Clubs, Inc.
E-Mail.....	elpb@easternleague.com
President.....	Joseph R. McEacharn (11th year)
Assistant to the President.....	Bill Rosario
Years League Active.....	1923-Present
Schedule.....	142 Games, Unbalanced
2015 Opening Date.....	April 9
2015 Closing Date.....	September 7
Playoffs Begin.....	September 9
All-Star Break.....	July 14-15
2014 All-Star Game.....	July 16, Peoples Natural Gas Field, Altoona, PA
League Roster Limit.....	25 Players, Entire Season
Playoff Format.....	Top two teams based on winning percentage qualify
Divisional Playoffs.....	Best of Five (2-2-1)
League Championship Series.....	Best of Five (2-3)
Tiebreakers (First).....	Head-to-Head Season Series
Tiebreakers (Second).....	One-Game Playoff
League Statistician.....	MLB Advanced Media
	75 Ninth Avenue, 5th Floor, New York, NY 10011
Batting Title Minimum.....	2.7 PA per scheduled game
ERA Title Minimum.....	0.8 IP per scheduled game

WESTERN



Akron RubberDucks



Altoona Curve



Bowie Baysox



Erie SeaWolves



Harrisburg Senators



Richmond Flying Squirrels

EASTERN



Binghamton Mets



New Britain Rock Cats



New Hampshire Fisher Cats



Portland Sea Dogs



Reading Fightin' Phils



Trenton Thunder



EASTERN LEAGUE

EASTERN LEAGUE MILEAGE CHART

	AKR	ALT	BNG	BOW	ERI	HAR	NBR	NHM	POR	REA	RIC	TRE
Akron	X	187	350	336	121	310	538	709	706	350	446	414
Altoona	187	X	201	167	175	138	374	520	552	170	271	239
Binghamton	350	201	X	266	254	181	216	338	360	143	400	165
Bowie	336	167	266	X	337	109	323	460	508	123	124	149
Erie	121	175	254	337	X	298	497	579	586	310	463	374
Harrisburg	310	138	181	109	298	X	271	430	480	65	217	132
New Britain	538	374	216	323	497	271	X	150	210	224	450	167
New Hampshire	709	520	338	460	579	430	150	X	94	370	586	304
Portland	706	552	360	508	586	480	210	94	X	420	654	360
Reading	350	170	143	123	310	65	224	370	420	X	259	73
Richmond	446	271	400	124	463	217	450	586	654	259	X	284
Trenton	414	239	165	149	374	132	167	304	360	73	284	X

2015 EASTERN LEAGUE UMPIRE ROSTER

#	Umpire	Resides	Experience	2014 League
60	John Bacon	Sherrodsville, OH	7.5 years	Eastern
4	Ryan Clark	McDonough, GA	6 years	Eastern
9	Paul Clemons	Oxford, KS	5 Years	California
5	Doug Del Bello	Hamburg, NY	5 years	Carolina
36	Blake Felix	Fort Worth, TX	6.5 years	Eastern
19	Eric Gillam	Roscoe, IL	7 years	Eastern
8	John Libka	Mayville, MI	6 years	Florida State
27	Dan Merzel	Philadelphia, PA	5 years	Eastern
3	Brian Peterson	Manchester, NJ	5 years	Eastern
50	Charlie Ramos	Marshall, MI	5 years	Florida State
30	Jeremie Rehak	Murrysville, PA	4 Years	California
7	Sean Ryan	Waunakee, WI	5 years	Florida State
18	Jorge Teran	Barquisimeto, VZ	5 years	Carolina
46	Chris Tipton	Orlando, FL	7 years	Eastern
54	Alex Tosi	Lake Villa, IL	5 years	Eastern
29	Junior Valentine	Maryville, TN	5 years	Carolina
6	Ryan Wills	Fredericksburg, VA	5 years	Eastern
18	Michael Wiseman	White Lake, MI	5 years	Florida State



Richmond Flying Squirrels



RUBBERDUCKS

Canal Park
300 South Main Street
Akron, OH 44308
Phone: (330) 253-5151
Fax: (330) 253-3300
www.rubberducks.com



Affiliation.....	Cleveland Indians (since 1997)
First Year.....	1997
Ballpark.....	Canal Park (cap. 9,447)
Field Dimensions.....	LF-331, CF-400, RF-337
League Titles.....	4 ('03, '05, '09, '12)
Last Eastern League Title.....	2012
Last Playoff Appearance.....	2014 (Lost in Divisional Series)
2014 Record.....	73-69
Place (Western).....	2nd
2014 Record Vs. Flying Squirrels.....	4-3
All-Time Record Vs. Flying Squirrels.....	29-21
2014 Attendance (Total).....	350,704 (4th in EL)
2014 Attendance (Average).....	5,157 (4th in EL)

CEO/Owner.....	Ken Babby
General Manager/COO.....	Jim Pfander
Director of Public & Media Relations.....	Adam Liberman
Radio Broadcaster.....	Dave Wilson, Jim Clark
Flagship Radio Station.....	SportsRadio 1350 AM

Manager.....	Dave Wallace
Hitting Coach.....	Tony Mansolino
Pitching Coach.....	Jeff Harris
Trainer.....	Jeremy Heller

Distance from Richmond 446 Miles

Flying Squirrels' Hotel in Akron..... Radisson - Akron/Fairlawn
200 Montrose W Ave.
Akron, OH 44321
PH: (330) 666-9300
FX: (330) 668-2270



Canal Park

2015 Series

@Akron

7/27	7:05
7/28	7:05
7/29	7:05
7/30	2:05

@Richmond

7/4.....	6:05
7/5.....	6:05
7/6.....	7:05
7/20.....	7:05
7/21.....	7:05
7/22.....	12:05



EASTERN LEAGUE



CURVE

Peoples Natural Gas Field
1000 Park Avenue
Altoona, PA 16602
Phone: (814) 943-5400
Fax: (814) 943-9050
www.altoonacurve.com



Affiliation.....	Pittsburgh Pirates (since 1999)
First Year.....	1999
Ballpark.....	Peoples Natural Gas Field (cap. 7,210)
Field Dimensions.....	LF-325, CF-405, RF-325
League Titles.....	1 ('10)
Last Eastern League Title.....	2010
Last Playoff Appearance.....	2010 (Won EL Title)
2014 Record.....	61-81
Place (Western).....	5th
2014 Record Vs. Flying Squirrels.....	10-11
All-Time Record Vs. Flying Squirrels.....	56-50
2014 Attendance (Total).....	275,823 (9th in EL)
2014 Attendance (Average).....	4,117 (9th in EL)

Chief Operating Officer.....	David Lozinak
General Manager.....	Rob Egan
Assistant GM/Radio Broadcaster.....	Mike Passanisi
Flagship Radio Station.....	ESPN Radio 1430 AM

Manager.....	Tom Prince
Hitting Coach.....	Kevin Riggs
Pitching Coach.....	Justin Meccage
Trainer.....	Dru Scott

Distance from Richmond.....	271 Miles
-----------------------------	-----------

Flying Squirrels' Hotel in Altoona.....	Altoona Grand Hotel 1 Sheraton Drive Altoona, PA 16601 PH: 814.946.1631 FX: 814.946.0785
---	--



Peoples Natural Gas Field

2015 Series

@Altoona	@Richmond
5/4.....6:00	4/13.....6:35
5/5.....6:00	4/14.....6:35
5/6.....6:00	4/15.....10:35
5/7.....10:30	7/16.....7:05
8/7.....7:00	7/17.....7:05
8/8.....6:05	7/18.....6:05
8/9.....1:35	7/19.....1:35
	8/14.....7:05
	8/15.....6:05
	8/16.....1:35



Richmond Flying Squirrels



METS

NYSEG Stadium
211 Henry Street
Binghamton, NY 13901
Phone: (607) 723-6387
Fax: (607) 723-7779
www.bmets.com



Affiliation	New York Mets (since 1992)
First Year	1992
Ballpark	NYSEG Stadium (cap. 6,012)
Field Dimensions	LF-330, CF-400, RF-330
League Titles	3 ('92, '94, 14)
Last Eastern League Title	2014
Last Playoff Appearance	2014 (Won Eastern league)
2014 Record	83-59
Place (Eastern)	2nd
2014 Vs. Flying Squirrels	6-4
All-Time Record Vs. Flying Squirrels	19-16
2014 Attendance (Total)	171,279 (12th in EL)
2014 Attendance (Average)	2,676 (12th in EL)

General Manager	Jim Weed
Director of Marketing	Heith Tracy
Radio Broadcasters	Tim Heiman, Greg Murray
Flagship Radio Station	WNBF Newsradio 1290 AM

Manager	Pedro Lopez
Hitting Coach	Luis Natera
Pitching Coach	Glenn Abbott
Trainer	Deb Iwanow

Distance from Richmond	400 Miles
-------------------------------------	-----------

Flying Squirrels' Hotel in Binghamton	Best Western - Johnson City 569 Harry L. Drive Johnson City, NY 13790 PH: (607) 729-9194 FX: (607) 729-3205
--	---

2015 Series

@Binghamton

8/18.....	6:35
8/19.....	6:35
8/20.....	6:35

@Richmond

5/11.....	6:35
5/12.....	6:35
5/13.....	12:05
7/30.....	7:05
7/31.....	7:05
8/1.....	6:05
8/2.....	1:35



NYSEG Stadium





EASTERN LEAGUE

BAYSOX



Prince George's Stadium
4101 NE Crain Highway
Bowie, MD 20716
Phone: (301) 805-6000
Fax: (301) 464-4911
www.baysox.com



Affiliation.....	Baltimore Orioles (since 1993)
First Year.....	1993
Ballpark.....	Prince George's Stadium (cap. 10,000)
Field Dimensions.....	LF-309, CF-405, RF-309
League Titles.....	None
Last Eastern League Title.....	None
Last Playoff Appearance.....	2012 (Lost in Divisional Series)
2014 Record.....	72-70
Place (Western).....	3rd
2014 Vs. Flying Squirrels.....	10-14
All-Time Vs. Flying Squirrels.....	63-63
2014 Attendance (Total).....	248,630 (10th in EL)
2014 Attendance (Average).....	3,603 (10th in EL)

General Manager.....	Brian Shallcross
Assistant General Manager.....	Phil Wrye
Broadcaster.....	Adam Pohl
Flagship Radio Station.....	Baysox.com

Manager.....	Gary Kendall
Hitting Coach.....	Keith Bodie
Pitching Coach.....	Alan Mills
Trainer.....	Aaron Scott

Distance from Richmond.....	124 Miles
-----------------------------	-----------

Flying Squirrels' Hotel in Bowie.....	Best Western - Annapolis 2520 Riva Road Annapolis, MD 21401 PH: (410) 224-2800 FX: (410) 266-5539
---------------------------------------	---

2014 Series

@Bowie

5/14.....	6:35
5/15.....	6:35
5/16.....	6:35
5/17.....	2:05
8/10.....	7:05
8/11.....	7:05
8/12.....	7:05
8/13.....	7:05

@Richmond

4/9.....	6:35
4/10.....	7:05
4/11.....	7:05
4/12.....	1:35
5/8.....	7:05
5/9.....	7:05
5/10.....	1:35
5/23.....	6:05
5/24.....	1:35
5/25.....	12:05



Prince George's Stadium



Richmond Flying Squirrels



SEAWOLVES

Jerry Uht Park
110 East 10th Street
Erie, PA 16501
Phone: (814) 456-1300
Fax: (814) 456-7520
www.seawolves.com



Affiliation.....	Detroit Tigers (since 2001)
First Year.....	1999
Ballpark.....	Jerry Uht Park (cap. 6,952)
Field Dimensions.....	LF-312, CF-400, RF-328
League Titles.....	None
Last Eastern League Title.....	None
Last Playoff Appearance.....	20013 (Lost in Divisional Series)
2014 Record.....	71-71
Place (Western).....	4th
2014 Vs. Flying Squirrels.....	4-7
All-Time Record Vs. Flying Squirrels.....	20-32
2014 Attendance (Total).....	209,299 (11th in EL)
2014 Attendance (Average).....	3,124 (11th in EL)

President.....	Greg Coleman
Assistant General Manager/Sales.....	Mark Pirello
Assistant General Manager/Communications.....	Greg Gania
Radio Broadcaster.....	Greg Gania
Flagship Radio Station.....	Fox Sports Radio 1330 The Fan

Manager.....	Lance Parrish
Hitting Coach.....	Gerald Perry
Pitching Coach.....	Mike Henneman
Trainer.....	T.J. Saunders

Distance from Richmond 463 Miles

Flying Squirrels' Hotel in Erie.....	Clarion Lake Erie
	2800 West 8th Street
	Erie, PA 16505
	PH: (814) 833-1116
	FX: (814) 838-3242



Jerry Uht Park

2015 Series

@Erie		@Richmond	
5/18	6:35	6/12	7:05
5/19	6:35	6/13	6:05
5/20	11:05	6/14	1:35
5/23	7:05		
5/24	7:05		
5/25	7:05		
5/26	1:35		





EASTERN LEAGUE



SENATORS

Metro Bank Park
112 Market Street
Harrisburg, PA 17101
Phone: (717) 231-4444
Fax: (717) 231-4445
www.senatorsbaseball.com



Affiliation.....	Washington Nationals (since 1991)
First Year.....	1987
Ballpark.....	Metro Bank Park (cap. 6,302)
Field Dimensions.....	LF-330, CF-400, RF-335
League Titles.....	6 ('87, '93, '96, '97, '98, '99)
Last Eastern League Title.....	1999
Last Playoff Appearance.....	2013 (Lost in ELCS)
2014 Record.....	53-89
Place (Western).....	6th
2014 Vs. Flying Squirrels.....	5-12
All-Time Vs. Flying Squirrels.....	35-46
2014 Attendance (Total).....	273,645 (8th in EL)
2014 Attendance (Average).....	4,146 (8th in EL)

Chairman.....	Michael Reinsdorf
Chief Executive Officer.....	Bill Davidson
President.....	Kevin Kulp
General Manager.....	Randy Whitaker
Radio Broadcasters.....	Terry Byrom, Perry Mattern
Flagship Radio Station.....	WTKT 1460 AM The Ticket

Manager.....	Brian Daubach
Hitting Coach.....	Mark Harris
Pitching Coach.....	Chris Michalak
Trainer.....	Eric Montague

Distance from Richmond 217 Miles

Flying Squirrels' Hotel in Harrisburg Park Inn by Radisson
 5401 Carlisle Pike
 Mechanicsburg, PA 17050
 PH: (800) 772-7829
 FX: (717) 697-7594



Metro Bank Park

2015 Series

@Harrisburg

6/16.....	7:00
6/17.....	12:00
6/18.....	7:00
6/30.....	7:00
7/1.....	7:00
7/2.....	7:00
7/3.....	7:00
7/31.....	7:00
9/1.....	7:00
9/2.....	7:00
9/3.....	7:00

@Richmond

5/26.....	6:35
5/27.....	6:35
5/28.....	6:35
7/7.....	7:05
7/8.....	7:05
7/9.....	7:05
8/24.....	7:05
8/25.....	7:05
8/26.....	7:05



Richmond Flying Squirrels



ROCK CATS

New Britain Stadium
230 John Karbonic Way
New Britain, CT 06051
Phone: (860) 225-8383
Fax: (860) 225-6267
www.rockcats.com



Affiliation.....	Colorado Rockies (since 2015)
First Year.....	1983
Ballpark.....	New Britain Stadium (cap. 6,146)
Field Dimensions.....	LF-330, CF-400, RF-330
League Titles.....	2 ('83, '01)
Last Eastern League Title.....	2001
Last Playoff Appearance.....	2009 (Lost in Divisional Series)
2014 Record.....	73-69
Place (Eastern).....	3rd
2014 Vs. Flying Squirrels.....	7-7
All-Time Vs. Flying Squirrels.....	34-34
2014 Attendance (Total).....	302,865 (7th in EL)
2014 Attendance (Average).....	4,454 (7th in EL)

President.....	Bill Dowling
General Manager.....	Tim Restall
Media Relations Contact.....	Jeff Dooley
Radio Broadcaster.....	Jeff Dooley
Flagship Radio Station.....	Fox Sports Radio AM 1410

Manager.....	Darin Everson
Hitting Coach.....	Jeff Salazar
Pitching Coach.....	Steve Merriman
Trainer.....	Billy Whitehead

Distance from Richmond 450 Miles

Flying Squirrels' Hotel in New Britain Holiday Inn Express
120 Laning Street
Southington, CT 06489
PH: (860) 276-0736
FX: (860) 276-9405

2015 Series

@New Britain

@Richmond

5/1.....	6:35	4/23.....	6:35
5/2.....	6:35	4/24.....	7:05
5/3.....	1:35	4/25.....	6:05
6/27.....	7:05	4/26.....	1:35
6/28.....	7:05	6/19.....	7:05
6/29.....	7:05	6/20.....	6:05
		6/21.....	1:35
		6/22.....	12:05



New Britain Stadium





EASTERN LEAGUE



FISHER CATS

Northeast Delta Dental Stadium
1 Line Drive
Manchester, NH 03101
Phone: (603) 641-2005
Fax: (603) 641-2055
www.nhfishercats.com



Affiliation.....	Toronto Blue Jays (since 2004)
First Year.....	2004
Ballpark.....	Northeast Delta Dental Stadium (cap. 6,500)
Field Dimensions.....	LF-326, CF-400, RF-306
League Titles.....	2 (2004, 2011)
Last Eastern League Title.....	2011
Last Playoff Appearance.....	2011 (Won Eastern League Title)
2014 Record.....	66-76
Place (Eastern).....	5th
2014 Vs. Flying Squirrels.....	2-4
All-Time Vs. Flying Squirrels.....	12-18
2014 Attendance (Total).....	340,299 (5th in EL)
2014 Attendance (Average).....	5,156 (4th in EL)

President & General Manager.....	Rick Brenner
Vice President, Business Operations.....	Steve Pratt
Radio Broadcasters.....	Bob Lipman, Tom Gauthier,
Flagship Radio Station.....	WGIR 930 AM

Manager.....	Bobby Meacham
Hitting Coach.....	Stubby Clapp
Pitching Coach.....	Bob Stanley
Trainer.....	Bob Tarpey

Distance from Richmond 586 Miles

Flying Squirrels' Hotel in Manchester..... Country Inn & Suites
250 River Road
Bedford, N.H. 03110
PH: (603) 666-4600

2015 Series

@New Hampshire

@Richmond

6/5.....	7:05	8/4.....	7:05
6/6.....	7:05	8/5.....	7:05
6/7.....	1:35	8/6.....	7:05



Northeast Delta Dental Stadium



Richmond Flying Squirrels



SEA DOGS

Hadlock Field
271 Park Avenue
Portland, ME 04102
Phone: (207) 874-9300
Fax: (207) 780-0317
www.seadogs.com



Affiliation.....	Boston Red Sox (since 2003)
First Year.....	1994
Ballpark.....	Hadlock Field (cap. 7,368)
Field Dimensions.....	LF-315, CF-400, RF-335
League Titles.....	1 (2006)
Last Eastern League Title.....	2006
Last Playoff Appearance.....	2014 (Lost in Divisional Series)
2014 Record.....	88-54
Place (Eastern).....	1st
2014 Vs. Flying Squirrels.....	4-2
All-Time Record Vs. Flying Squirrels.....	11-19
2014 Attendance (Total).....	359,427 (3rd in EL)
2014 Attendance (Average).....	5,530 (3rd in EL)

President.....	Charlie Eshbach
Executive Vice President/GM.....	Geoff Iacuesa
Radio Broadcaster.....	Mike Antonellis
Flagship Radio Station.....	95.5/95.9 WPEI

Manager.....	Billy McMillon
Hitting Coach.....	Dave Joppie
Pitching Coach.....	Kevin Walker
Trainer.....	Brandon Henry

Distance from Richmond 654 Miles

Flying Squirrels' Hotel in Portland Doubletree by Hilton Hotel
363 Maine Mall Road
South Portland, ME 04106
PH: (207) 756-6516
FX: (207) 756-6622

2015 Series

@Portland

6/2.....	7:00
6/3.....	7:00
6/4.....	11:00

@Richmond

6/9.....	6:35
6/10.....	6:35
6/11.....	6:35



Hadlock Field



EASTERN LEAGUE



FIGHTIN' PHILS

FirstEnergy Stadium
1900 South Centre Avenue
Reading, PA 19605
Phone: (610) 375-8489
Fax: (610) 373-5868
www.readingphillies.com



Affiliation.....	Philadelphia Phillies (since 1967)
First Year.....	1952
Ballpark.....	FirstEnergy Stadium (cap. 9,000)
Field Dimensions.....	LF-330, CF-400, RF-330
League Titles.....	5 ('57, '68, '73, '95, '01)
Last Eastern League Title.....	2001
Last Playoff Appearance.....	2012 (Lost in Divisional Series)
2014 Record.....	66-76
Place (Eastern).....	6th
2014 Vs. Flying Squirrels.....	5-8
All-Time Vs. Flying Squirrels.....	42-34
2014 Attendance (Total).....	394,458 (2nd in EL)
2014 Attendance (Average).....	5,801 (2nd in EL)

General Manager.....	Scott Hunsicker
Assistant General Manager.....	Ashley Peterson
Radio Broadcaster.....	Mike Vintola
Flagship Radio Station.....	1340 WRAW-AM

Manager.....	Dusty Wathan
Hitting Coach.....	Frank Cacciatore
Pitching Coach.....	Dave Lundquist
Trainer.....	Aaron Scott

Distance from Richmond.....	259 Miles
-----------------------------	-----------

Flying Squirrels' Hotel in Reading.....	Crowne Plaza Reading 1741 Papermill Rd. Wyomissing, PA 19610 PH: (877) 354-1011 FX: (610) 375-7562
---	--



FirstEnergy Stadium

2014 Series

@Reading	@Richmond
4/21.....6:35	4/14.....6:35
4/22.....6:35	4/15.....6:35
4/23.....6:35	4/16.....12:05
6/6.....7:05	7/4.....7:05
6/7.....6:35	7/5.....6:05
6/8.....1:35	7/6.....1:35
6/9.....9:35 am	



Richmond Flying Squirrels



THUNDER

Arm & Hammer Park
One Thunder Road
Trenton, NJ 08611
Phone: (609) 394-3300
Fax: (609) 394-9666
www.trentonthunder.com



Affiliation.....	New York Yankees (since 2003)
First Year.....	1994
Ballpark.....	ARM & HAMMER Park (cap. 6,440)
Field Dimensions.....	LF-330, CF-407, RF-330
League Titles.....	3 ('07, '08, '13)
Last Eastern League Title.....	2013
Last Playoff Appearance.....	2013 (Won Eastern League Title)
2014 Record.....	67-75
Place (Eastern).....	4th
2014 Vs. Flying Squirrels.....	7-6
All-Time Vs. Flying Squirrels.....	19-22
2014 Attendance (Total).....	361,369 (6th in EL)
2014 Attendance (Average).....	5,090 (6th in EL)

General Manager/COO.....	Will Smith
Sr.VP of Corporate Sales and Partnerships.....	Eric Lipsman
Radio Broadcaster.....	Adam Giardino, Jon Mozes
Flagship Radio Station.....	WTSR 91.3 FM

Manager.....	Al Pedrique
Hitting Coach.....	P.J. Pilittere
Pitching Coach.....	Jose Rosado
Coach.....	Michel Hernandez
Trainer.....	Lee Meyer
Distance from Richmond.....	284 Miles

Flying Squirrels' Hotel in Trenton.....	Wyndham Garden Trenton 1 West Lafayette Street Trenton, NJ 08608 PH: (609) 421-4000 FX: (609) 421-4002
---	--

2015 Series

@Trenton

@Richmond

7/10.....	7:00	6/23.....	6:35
7/11.....	7:00	6/24.....	6:35
7/12.....	5:00	6/25.....	6:35
7/13.....	12:00	6/26.....	7:05
8/21.....	7:00		
8/22.....	7:00		
8/23.....	5:00		



ARM & HAMMER Park





San Francisco Giants

Proud Double-A Affiliate
of the San Francisco Giants





GIANTS

AT&T Park
24 Willie Mays Plaza
San Francisco, CA 94107
Phone: (415) 972-2000
www.sfgiants.com



San Francisco Baseball Associates L.P.

EXECUTIVE

President and Chief Executive Officer	Laurence M. Baer
Special Assistant.....	Willie Mays
Senior Advisor	Willie McCovey
Special Assistant.....	J.T. Snow
Special Assistant.....	Will Clark
Community Ambassador	Orlando Cepeda
Community Ambassador	Jeffrey Leonard
Community Ambassador	Dave Dravecky
Community Ambassador	Lon Simmons
Executive Assistant to the President & Chief Executive Officer	Terri Guess
Administrative Assistant	Misha Hurds

BASEBALL OPERATIONS

Senior Vice President and General Manager	Brian R. Sabean
Executive Assistant to the General Manager	Karen Sweeney
Vice President and Assistant General Manager, Player Personnel	Dick Tidrow
Vice President and Assistant General Manager	Bobby Evans
Vice President and Assistant General Manager, Scouting and International Operations	John Barr
Special Assistant to the General Manager	Felipe Alou
Vice President, Pro Scouting and Player Evaluation	Jeremy Shelley
Senior Advisor, Baseball Operations	Tony Siegle
Director, Player Development	Shane Turner
Coordinator of Minor League Instruction	Steve Decker
Director, Minor League Operations/Quantitative Analysis	Yeshayah Goldfarb
Senior Advisor, Scouting	Paul Turco
Senior Advisor, Scouting	Ed Creech
Senior Advisor, Scouting	Lee Elder
Senior Advisor, Scouting	Matt Nerland
Senior Advisor, Scouting	Doug Mapson
Director, Dominican Operations	Pablo Peguero
Assistant Director, Dominican Operations	Felix Peguero
Coordinator, Pacific Rim Scouting	John Cox
Senior Consultant, Player Personnel	Jack Hiatt
Special Assistant, Player Personnel	Fred Stanley
Special Assistant, Player Development	Joe Amalfitano
Special Assistant, Player Development	Jim Davenport
Director, Team Travel	Bret Alexander
Director, Arizona Minor League Operations	Alan Lee
Manager, Player Personnel Administration	Clara Ho
Coordinator, Video Coaching Systems	Danny Martin
Major League Video Coordinator	Yo Miyamoto
Coordinator, Organizational Travel	Mike Scardino
Coordinator, Medical Administration	Chrissy Yuen
Coordinator, Scouting Administration	Adam Nieting
Coordinator, Minor League Operations	Eric Flemming





SAN FRANCISCO GIANTS

San Francisco Giants' Media Relations Department

General Phone: (415) 972-2445

General Fax: (415) 947-2800

Staci Slaughter, Sr. Vice President, Communications

(415) 972-1960

Maria Jacinto, Sr. Director of Broadcast Services

(415) 972-1960

Jim Moorehead, Sr. Director of Media Relations

(415) 972-2449

Matt Chisholm, Director, Baseball Information

(415) 972-2441

Liam Connelly, Media Relations Support

(415) 972-2443

Shana Daum, Vice President, Public Affairs & Community Relations

(415) 972-2496

GIANTS' 40-MAN ROSTER (As of March 24th)

Pitchers	B-T	Ht	Wt	DOB
Jeremy Affeldt	L-L	6'4"	225	Jun 6, 1979
Ray Black	R-R	6'5"	225	Jun 26, 1990
Madison Bumgarner	R-L	6'5"	235	Aug 1, 1989
Matt Cain	R-R	6'3"	230	Oct 1, 1984
Santiago Casilla	R-R	6'0"	210	Jul 25, 1980
Erik Cordier	R-R	6'4"	215	Feb 25, 1986
Joan Gregorio	R-R	6'7"	180	Jan 12, 1992
Cody Hall	R-R	6'4"	220	Jan 6, 1988
Chris Heston	R-R	6'3"	195	Apr 10, 1988
Tim Hudson	R-R	6'1"	175	Jul 14, 1975
George Kontos	R-R	6'3"	215	Jun 12, 1985
Derek Law	R-R	6'2"	210	Sep 14, 1990
Tim Lincecum	L-R	5'11"	170	Jun 15, 1984
Javier Lopez	L-L	6'4"	220	Jul 11, 1977
Jean Machi	R-R	6'0"	255	Feb 1, 1982
Jake Peavy	R-R	6'1"	195	May 31, 1981
Yusmeiro Petit	R-R	6'1"	250	Nov 22, 1984
Sergio Romo	R-R	5'11"	185	Mar 4, 1983
Hunter Strickland	R-R	6'4"	220	Sep 24, 1988
Ryan Vogelsong	R-R	6'4"	215	Jul 22, 1977



Catchers	B/T	Ht	Wt	DOB
Buster Posey	R-R	6'1"	215	Mar 27, 1987
Hector Sanchez	S-R	6'0"	235	Nov 17, 1989
Andrew Susac	R-R	6'1"	215	Mar 22, 1990

Infielders	B/T	Ht	Wt	DOB
Ehire Adrianza	S-R	6'1"	170	Aug 21, 1989
Joaquin Arias	R-R	6'1"	165	Sep 21, 1984
Brandon Belt	L-L	6'5"	220	Apr 20, 1988
Brandon Crawford	L-R	6'2"	215	Jan 21, 1987
Matt Duffy	R-R	6'2"	170	Jan 15, 1991
Adam Duvall	R-R	6'1"	205	Sep 4, 1988
Casey McGehee	R-R	6'1"	220	Oct 12, 1982
Joe Panik	L-R	6'1"	190	Oct 30, 1990



Outfielders	B/T	Ht	Wt	DOB
Nori Aoki	L-R	5'9"	180	Jan 5, 1982
Gregor Blanco	L-L	5'11"	175	Dec 24, 1983
Gary Brown	R-R	6'1"	190	Sep 28, 1988
Daniel Carbonell	R-R	6'3"	195	Mar 29, 1991
Travis Ishikawa	L-L	6'3"	220	Sep 24, 1983
Angel Pagan	S-R	6'2"	200	Jul 2, 1981
Jarrett Parker	L-L	6'4"	210	Jan 1, 1989
Hunter Pence	R-R	6'4"	220	Apr 13, 1983
Juan Perez	R-R	5'11"	185	Nov 13, 1986



GIANTS' FIRST ROUND DRAFT PICKS OF THE DECADE

Year	Player	Pos	Rd	#	B/T	Ht	Wt	DOB
2014	Tyler Beede	RHP	1	14	R/R	6'4	200	5/23/93
2013	Christian Arroyo	SS	1	25	R/R	6'1"	180	5/30/95
2012	Chris Stratton	RHP	1	20	R/R	6'3"	186	08/22/90
2011	Joe Panik	SS	1	29	L/R	6-1	195	10/30/90
2010	Gary Brown	OF	1	24	R/R	6-0	170	09/28/88
2009	Zachary Wheeler	RHP	1	6	R/R	6-3	180	05/30/90
2008	Gerald (Buster) Posey	C	1	5	R/R	6-1	205	03/27/87
2007	Madison Bumgarner	LHP	1	10	R/L	6-4	215	08/01/89
2006	Tim Lincecum	RHP	1	10	L/R	5-11	170	06/15/84
2005	Ben Copeland	OF	4	132	L/L	6-1	195	12/17/83
2004	Eddy Martinez-Esteve	OF	2	70	R/R	6-2	215	07/14/83

BOLD - Copeland and Martinez-Esteve were the first selection of the Giants in their respective draft years. The Giants did not have a first round selection in 2004 and didn't have a selection until the fourth round in 2005. The three players featured below represent one of the greatest three-year stretches in MLB draft history. Zack Wheeler could have joined that list, but was dealt to the NY Mets, where he is now in the big league rotation. None of the last four first round selections have reached the big leagues as of Spring Training 2014.





SAN FRANCISCO GIANTS

GIANTS' 2014 DRAFT RESULTS

Name	Pos	B/T	Ht	Wt	DOB	Round	Pick#	Signed
Tyler Beede	RHP	R / R	6' 4"	200	05/23/1993	1	14	07/11/2014
Aramis Garcia	C	R / R	6' 2"	220	01/12/1993	2	52	07/18/2014
Dylan Davis	RF	R / R	6' 0"	205	07/20/1993	3	87	07/18/2014
Logan Webb	RHP	R / R	6' 2"	195	11/18/1996	4	118	07/18/2014
Samuel Coonrod	RHP	R / R	6' 2"	190	09/22/1992	5	148	06/17/2014
Skyler Ewing	1B	R / R	6' 1"	225	08/22/1992	6	178	06/19/2014
Seth Harrison	CF	R / R	6' 0"	200	07/22/1992	7	208	07/07/2014
Austin Slater	CF	R / R	6' 1"	194	12/13/1992	8	238	07/18/2014
Stetson Woods	RHP	R / R	6' 8"	200	01/15/1995	9	268	07/18/2014
Matt Gage	LHP	R / L	6' 4"	240	02/11/1993	10	298	06/12/2014
Greg Brody	RHP	R / R	6' 2"	185	10/22/1991	11	328	06/11/2014
Jameson Henning	SS	R / R	6' 4"	190	06/08/1993	12	358	07/18/2014
Luis Lacen	CF	R / R	6' 3"	195	10/13/1996	13	388	06/24/2014
Kevin Rivera	2B	S / R	5' 11"	170	06/12/1996	14	418	06/23/2014
Thomas Moss	RHP	R / R	6' 1"	170	02/21/1993	15	448	Unsigned
Kevin Ginkel	RHP	R / R	6' 4"	210	03/24/1994	16	478	Unsigned
Caleb Smith	LHP	R / L	6' 2"	205	10/04/1992	17	508	07/04/2014
Edrick Agosto	RHP	R / R	6' 3"	240	11/28/1996	18	538	Unsigned
Richard Amion	CF	R / R	5' 10"	190	02/24/1993	19	568	06/11/2014
Bret Underwood	CF	L / R	6' 2"	200	10/04/1992	20	598	Unsigned
Matthew Crownover	LHP	L / R	6' 0"	195	03/05/1993	21	628	Unsigned
Mark Reyes	LHP	R / L	6' 1"	185	10/08/1992	22	658	07/18/2014
Jordan Johnson	RHP	R / R	6' 3"	175	09/15/1993	23	688	07/18/2014
Michael Peterson	RHP	L / R	6' 7"	190	05/16/1994	24	718	Unsigned
Byron Murray	RF	R / R	5' 10"	195	07/26/1995	25	748	07/18/2014
Hunter Cole	3B	R / R	6' 1"	179	10/03/1992	26	778	07/18/2014
Connor Kaden	RHP	R / R	6' 4"	200	10/27/1992	27	808	07/06/2014
Nick Sabo	LHP	R / L	6' 5"	220	06/14/1993	28	838	07/18/2014
Ryan Cruz	RHP	R / R	6' 3"	215	10/28/1993	29	868	Unsigned
Cov Covington	1B	L / L	6' 2"	200	10/27/1991	30	898	Unsigned
Nick Nelson	RHP	R / R	6' 1"	195	12/05/1995	31	928	Unsigned
Hunter Williams	LHP	L / L	6' 1"	220	02/07/1996	32	958	Unsigned
Jared Deacon	2	L / R	6' 0"	190	08/25/1991	33	988	06/11/2014
Timothy Susnara	C	L / R	6' 1"	185	04/17/1996	34	1018	Unsigned
Mitch Hart	RHP	R / R	6' 3"	190	08/17/1996	35	1048	Unsigned
Zach Taylor	C	R / R	6' 1"	220	10/29/1995	36	1078	Unsigned
Garrett Christman	SS	L / R	6' 2"	180	01/06/1996	37	1108	Unsigned
Benito Santiago	C	L / R	5' 9"	175	03/31/1995	38	1138	Unsigned
Joe Ryan	RHP	R / R	6' 1"	185	06/05/1996	39	1168	Unsigned
Riles Mahan	SS	L / R	6' 3"	185	12/31/1995	40	1198	Unsigned

BOLD - Indicates player that did not sign with the Giants before the signing deadline of July 18



2014 OVERALL ORGANIZATIONAL MINOR LEAGUE STANDINGS

Rank	Organization	W	L	PCT	Rank	Organization	W	L	PCT
1	Texas Rangers	470	362	.565	16	Toronto Blue Jays	412	424	.493
2	Arizona Diamondbacks	473	365	.564	17	Tampa Bay Rays	440	457	.491
3	New York Mets	497	406	.550	18	Miami Marlins	374	393	.488
4	Boston Red Sox	418	347	.546	19	Atlanta Braves	369	388	.487
5	Detroit Tigers	456	380	.545	20	Los Angeles Angels	368	395	.482
6	Minnesota Twins	409	354	.536	21	Baltimore Orioles	401	436	.479
7	St. Louis Cardinals	439	396	.526	22	Seattle Mariners	420	474	.470
8	San Francisco Giants	400	365	.523	23	Cincinnati Reds	391	443	.469
9	Washington Nationals	400	366	.522	24	Colorado Rockies	367	416	.469
10	Chicago Cubs	431	398	.520	25	Kansas City Royals	359	415	.464
11	New York Yankees	466	433	.518	26	Los Angeles Dodgers	352	408	.463
12	Cleveland Indians	390	368	.515	27	Pittsburgh Pirates	377	456	.453
13	Houston Astros	463	441	.512	28	Chicago White Sox	345	416	.453
14	Oakland Athletics	381	383	.499	29	San Diego Padres	345	421	.450
15	Milwaukee Brewers	377	382	.497	30	Philadelphia Phillies	366	468	.439

2014 GIANTS' SYSTEM BREAKDOWN

COMPOSITE RECORD BREAKDOWN: The champagne flowed once again in San Francisco, in large part because of their ability to cultivate their young talent. Instead of trading away pieces at the deadline, the Giants looked to within to fill a need and win another World Series. The farm system does lack some of the more blue chip prospects, but the organization still believes the future is bright with a bevy of young arms in system. 2015 will be a big step for some of those prospects, especially the ones that arrive in Richmond.

	W	L	PCT
AZL Giants	34	22	.607
DSL Giants	46	23	.667
Salem-Keizer Volcanoes (A-)	38	38	.500
Augusta GreenJackets (A)	62	76	.449
San Jose Giants (A+)	73	67	.521
Richmond Flying Squirrels (AA)	79	63	.556
Fresno Grizzlies (AAA)	68	76	.472
TOTAL	400	365	.523

PLAYOFF REVIEW: AZL Giants: The AZL Giants, coming off of an Arizona League Championship, returned to championship game for the second straight year. Jonah Arenado went 3-7 (.429) to lead the way for the AZL Giants, hitting a double and knocked in two runners for the Giants in the two game playoffs. The AZL Giants beat AZL Matiners 6-2 in the semifinals, but were defeated in the championship 14-0 by the AZL Indians.

Salem Keizer:
N/A

Augusta:
N/A

San Jose:
N/A

Fresno:
N/A

MINOR LEAGUE POSTSEASON ALL-STAR SELECTIONS:

Fresno: N/A
Richmond: Matt Duffy, SS
San Jose: N/A
Augusta: N/A
Salem-Keizer: N/A

MINOR LEAGUE ALL-STAR GAME SELECTIONS:

Fresno: C. - Andrew Susac, RHP - Heath Hembree
Richmond: INF - Matt Duffy, INF Mario Lison, LHP - Ty Blach, LHP - Jack Snodgrass
San Jose: LHP - Steven Okert
Augusta: UT - Tyler Horan, P - Matthew Lujon, P - Jake Smith, P - Luis Ysla
Salem-Keizer: INF - Christian Arroyo, INF - Will Callaway, INF - Travius Relaford, RHP E.J. Encinosa, RHP - Jose Reyes, RHP - Eury Sanchez

XM ALL-STAR FUTURES GAME SELECTIONS: Edwin Escobar (World)





SAN FRANCISCO GIANTS

GIANTS' 2014 ORGANIZATIONAL BREAKDOWN

2014 TEAM BATTING STATISTICS

Team	AVG	AB	R	H	HR	BB	SO	SB	CS
Fresno	.270	4939	708	1332	139	396	1165	132	60
San Jose	.267	4829	655	1291	103	403	1059	137	69
Salem-Keizer	.258	2661	397	686	47	300	557	73	23
Richmond	.256	4691	586	1200	74	453	1068	168	51
AZL Giants	.245	1943	316	316	11	216	492	53	11
Augusta	.238	4577	574	1088	67	411	1052	130	65

2014 TEAM PITCHING STATISTICS

Team	W-L	ERA	H	C	G	SHO	SV	HR	BB	SO
Augusta	62-76	3.56	1147	1	6	35	56	432	1129	
Richmond	79-63	3.60	1161	3	11	42	76	458	1003	
AZL Giants	34-22	3.93	511	0	3	13	18	216	246	
Salem-Keizer	38-38	4.24	668	0	1	19	48	243	677	
Fresno	68-76	4.38	1333	4	8	32	126	532	1103	
San Jose	73-67	4.51	1275	0	5	45	110	533	1169	

2014 INDIVIDUAL BATTING TOP-10

Player	Club	AVG	G	AB	R	H	HR	RBI
Duffy, Matt	RIC	.332	97	367	53	122	3	62
Miniccozzi, Mark	FRE	.306	97	343	59	105	14	69
Miller, Blake	RIC	.300	122	456	56	137	8	85
Blair, Elliott	RIC	.299	121	441	59	132	6	46
Duvall, Adam	FRE	.298	91	359	67	107	27	90
Turner, Ben	SJ	.298	106	383	47	114	2	40
Arroyo, Christian	SK	.291	89	361	49	105	6	62
Delfino, Mitch	RIC	.289	131	533	78	154	12	77
Horan, Tyler	RIC	.284	130	476	76	135	25	81
Relaford, Travious	SK	.283	70	258	45	73	3	28

2014 INDIVIDUAL PITCHING TOP-10

Pitcher	Club	W-L	ERA	IP	H	BB	SO
Ysla, Luis	AUG	6-7	2.45	121.1	104	45	115
Santos, Michael	GIA	4-3	2.56	59.2	59	13	50
Lujan, Matt	SJ	12-4	2.81	141.0	133	44	135
Forjet, Jason	SK	7-1	3.10	87.0	84	16	87
Blach, Ty	RIC	8-8	3.13	141.0	142	39	91
Fleet, Austin	FRE	12-3	3.14	140.1	125	49	110
Jones, Christian	AUG	5-9	3.33	110.2	96	26	100
Heston, Chris	FRE	12-9	3.38	173.0	152	51	125
Mella, Keury	SK	4-4	3.45	86.0	85	19	83
Snodgrass, Jack	RIC	11-6	3.56	131.1	130	41	86

* Minimum 2.7 PA per/team game

* Minimum 0.8 IP per/team game

ADDITIONAL GIANTS' 2014 ORGANIZATIONAL LEADERS

HOME RUNS

Duvall, Adam	FRE	27
Horan, Tyler	RIC	25
Dominguez, Chris	FRE	21
Ragira, Brian	SJ	20
Lisson, Mario	RIC	18

WINS

Fleet, Austin	FRE	12
Heston, Chris	FRE	12
Lujan, Matt	SJ	12
Quirarte, Edwin	RIC	11
Snodgrass, Jack	RIC	11

RBI

Duvall, Adam	FRE	90
Dominguez, Chris	FRE	85
Miller, Blake	RIC	85
Ragira, Brian	SJ	82
Horan, Tyler	RIC	81

SAVES

Okert, Steven	RIC	24
Hembree, Heath	FRE	18
Mizenko, Tyler	SJ	14
Sanchez, Eury	SK	14
Law, Derek	FRE	13

STOLEN BASES

Tomlinson, Kelby	RIC	49
Graham, Tyler	RIC	38
Brown, Gary	FRE	36
Ford, Darren	FRE	35
Galindo, Jesus	SJ	31

STRIKEOUTS

Lujan, Matt	SJ	135
Kickham, Mike	FRE	131
Heston, Chris	FRE	125
Stratton, Chris	RIC	120
Ysla, Luis	AUG	115



Richmond Flying Squirrels



RIVER CATS

Raley Field
400 Ballpark Drive
Sacramento, CA 95691
Phone: (916) 376-4700
Fax: (916) 376-4710
www.rivercats.com



MARIANO



2015 Sacramento River Cats Field Staff

Manager Bob Mariano
Pitching Coach Dwight Bernard
Hitting Coach Andy Skeels
Athletic Trainer L.J. Petra

2014 Fresno Grizzlies

Pacific Coast League Standings

Pacific Southern Division	W	L	PCT	GB
Reno Aces	81	63	.563	-
Sacramento River Cats	79	65	.549	2.0
Tacoma Rainiers	74	70	.514	7.0
Fresno Grizzlies	68	76	.472	13.0

2014 Playoffs

Did Not Qualify

2014 Team Leaders

(***Minimum 300 TPA or 75 IP)

AVG:	Joe Panik (.321)***
HR:	Adam Duvall (27)
RBI:	Adam Duvall (90)
RUNS:	Gary Brown (89)
HITS:	Joe Panik (94)
W:	Chris Heston (12)
L:	Jason Berken (9)
SV:	Heath Hembree (18)
ERA:	Chris Heston (3.38)***
IP:	Chris Heston (173.0)

Team Information

Ballpark: Raley Field (14,014)
Ballpark Opened: 2000
Owner: Susan Savage
Radio Broadcaster: Johnny Dorskow

League: Pacific Coast (AAA)
Division: Pacific Northern
First Year 1978
Giants Affiliate Since: 2014
2014 Record (Place) 79-65 (2nd)



PANIK



SAN FRANCISCO GIANTS

FRESNO GRIZZLIES - 2014 FINAL BATTING STATISTICS

BATTERS	AVG	G	AB	R	H	2B	3B	HR	RBI	BB	SO	SB	CS	OBP	SLG	OPS	E
Abreu, Tony	.284	80	282	37	80	16	1	7	33	14	33	3	0	.332	.422	.754	9
Adrianza, Ehire	.316	6	19	6	6	0	0	1	1	2	4	0	0	.381	.474	.855	2
Belt, Brandon	.526	5	19	2	10	3	0	2	5	1	5	0	1	.550	1.000	1.550	1
Brown, Trevor	.319	23	72	6	23	3	0	0	13	7	13	0	0	.380	.361	.741	0
Brown, Gary	.271	136	536	89	145	24	6	10	53	36	119	36	20	.329	.394	.722	5
Ciriaco, Juan	.302	54	149	27	45	8	1	5	19	11	17	13	1	.350	.470	.819	3
Colvin, Tyler	.227	50	163	21	37	9	2	2	18	11	43	1	0	.278	.344	.622	0
Dominguez, Chris	.274	131	496	66	136	23	3	21	85	22	143	21	10	.307	.460	.766	16
Duval, Adam	.298	91	359	67	107	21	3	27	90	30	82	2	0	.360	.599	.959	15
Ford, Darren	.283	107	321	48	91	11	1	3	27	27	77	35	12	.341	.352	.693	3
Herrera, Javier	.273	13	33	2	9	2	1	0	4	2	9	0	1	.314	.394	.708	
Hicks, Brandon	.218	41	133	18	29	11	0	6	17	14	49	0	0	.311	.436	.747	4
Ishikawa, Travis	.271	71	240	34	65	9	0	11	45	24	62	0	0	.349	.446	.795	4
Krill, Brett	.189	29	53	6	10	0	1	0	3	4	15	0	1	.246	.226	.472	1
LaTorre, Tyler	.300	10	30	5	9	1	0	0	2	7	4	0	0	.432	.333	.766	0
Miniccozzi, Mark	.298	89	315	53	94	18	0	12	62	49	83	1	0	.400	.470	.870	1
Moss, Brad	.000	2	1	0	0	0	0	0	0	1	0	0	0	.500	.000	.500	
Noonan, Nick	.237	104	379	38	90	16	0	3	24	20	98	6	5	.282	.303	.586	16
Pagan, Angel	.125	2	8	0	1	0	0	0	1	0	0	0	1	.125	.125	.250	0
Panik, Joe	.321	74	293	50	94	14	4	5	45	27	33	3	2	.382	.447	.829	5
Parker, Jarrett	.278	24	79	13	22	5	0	3	10	9	23	1	2	.360	.456	.815	2
Perez, Juan	.316	48	177	33	56	13	0	7	25	14	32	7	4	.372	.508	.881	2
Quiroz, Guillermo	.267	69	240	22	64	13	1	3	23	8	56	0	0	.295	.367	.661	4
Sanchez, Hector	.158	7	19	1	3	0	0	1	3	1	3	0	0	.200	.316	.516	0
Santos, Adalberto	.250	23	52	8	13	3	0	0	5	7	13	2	0	.339	.308	.647	4
Scutaro, Marco	.100	3	10	2	1	0	0	0	1	0	6	0	0	.182	.100	.282	0
Susac, Andrew	.268	63	213	34	57	9	0	10	32	34	50	0	0	.379	.451	.830	6
Uggia, Dan	.286	2	7	1	2	1	0	0	1	2	2	0	0	.444	.429	.873	0
Villagas, Ydwin	.147	30	68	6	10	2	2	0	5	5	16	1	0	.216	.235	.452	0
Team Total	.270	144	4939	708	1332	240	27	139	661	396	1165	132	60	.331	.414	.744	125

FRESNO GRIZZLIES - 2014 FINAL PITCHING STATISTICS

PITCHERS	W	L	ERA	G	GS	CG	SHO	SV	SVO	IP	H	R	ER	HR	HB	BB	SO	AVG
Affeldt, Jeremy	0	1	27.00	2	1	0	0	0	0	1.1	3	4	4	0	1	2	2	.429
Berken, Jason	10	9	4.64	24	21	2	1	1	1	132	159	78	68	13	8	43	89	.304
Bochy, Brett	4	4	3.83	35	2	0	0	0	0	54	53	25	23	8	0	27	47	.264
Boggs, Mitchell	0	1	6.23	10	0	0	0	0	1	13	18	9	9	2	0	7	4	.333
Bradley, Ryan	0	0	3.00	1	1	0	0	0	0	3	2	1	1	0	0	1	3	.182
Broadway, Mike	0	0	9.00	3	0	0	0	0	0	4	5	4	4	2	0	3	5	.333
Bucardo, Jorge	0	1	6.55	8	0	0	0	0	0	11	16	8	8	1	0	11	10	.333
Carignan, Andrew	1	1	5.01	16	1	0	0	0	0	23.1	31	14	13	2	2	20	23	.333
Cordier, Erik	4	3	3.59	47	0	0	0	3	4	52.2	40	22	21	4	3	31	68	.211
De Paula, Jose	4	3	4.21	16	10	0	0	1	1	51.1	55	28	24	5	1	16	41	.266
Dolis, Rafael	0	0	16.62	4	0	0	0	0	0	4.1	8	8	8	0	0	3	4	.400
Dunning, Jake	0	3	4.57	38	4	0	0	1	2	65	65	35	33	5	3	26	51	.264
Escobar, Edwin	3	8	5.11	20	20	0	0	0	0	111	128	69	63	16	6	37	96	.287
Fleet, Austin	4	2	3.95	7	7	1	1	0	0	43.1	43	20	19	4	1	13	33	.262
Hembree, Heath	1	3	3.89	41	0	0	0	18	21	39.1	40	18	17	5	2	13	46	.263
Heston, Chris	12	9	3.38	28	28	1	1	0	0	173	152	76	65	16	9	51	125	.233
Huff, David	0	0	0.00	1	1	0	0	0	0	3	3	0	0	0	0	0	1	.250
Kickham, Mike	8	8	4.43	27	27	0	0	0	0	148.1	171	92	73	8	5	64	131	.290
Kontos, George	3	3	2.08	30	0	0	0	4	6	47.2	41	17	11	4	0	11	58	.228
Lively, Mitch	6	4	5.08	22	15	0	0	0	0	90.1	104	55	51	9	1	42	80	.295
Marte, Kelvin	1	2	5.45	6	6	0	0	0	0	36.1	42	24	22	6	0	8	21	.298
Reifer, Adam	5	3	6.11	43	0	0	0	1	3	63.1	62	46	43	11	3	39	70	.255
Rosario, Sandy	0	1	4.08	17	0	0	0	1	2	17.2	18	9	8	0	0	9	15	.269
Runzler, Dan	1	5	3.30	39	0	0	0	1	4	46.1	38	23	17	2	2	36	53	.225
Tobin, Mason	1	2	4.24	27	0	0	0	1	3	34	36	18	16	3	1	18	27	.277
Willis, Dontrelle	0	0	0.00	2	0	0	0	0	0	0.2	0	0	0	0	0	1	0	.000
Team Total	68	76	4.38	144	144	4	8	32	48	481269.1	1333	703	618	126	532	1103	271	



Richmond Flying Squirrels



GIANTS

Municipal Stadium
588 East Alma Avenue
San Jose, CA 95112
Phone: (408) 297-1435
Fax: (408) 297-1453
www.sjgiants.com



MORMAN



2015 San Jose Giants Field Staff

Manager..... Ross Morman
Pitching Coach..... Michael Couchee
Hitting Coach..... Lipso Nava
Athletic Trainer..... Garret Havig

2014 San Jose Giants

California League Standings

Northern Division	W	L	PCT	GB
Stockton Ports	85	55	.607	-
Bakersfield Blaze	78	62	.557	7.0
Visalia Rawhide	75	65	.536	10.0
San Jose Giants	73	67	.521	12.0
Modesto Nuts	43	97	.307	42.0

2014 Playoffs

Did not qualify

2014 Team Leaders

(**Minimum 300 TPA or 75 IP)

AVG:	Elliott Blair (.316)**
HR:	Brian Ragira (20)
RBI:	Brian Ragira (82)
RUNS:	Chuckie Jones (79)
HITS:	Mitch Delfino (154)
W:	Joe Biagini (10)
L:	Joe Biagini (9)
SV:	Steven Okert (19)
ERA:	Joe Kurrasch (3.05)**
IP:	Joe Biagini (128.0)

Team Information

Ballpark:..... San Jose Municipal Stadium (4,200)
Ballpark Opened:..... 1941
President/CEO:..... Daniel Orum
General Manager:..... Mark Wilson
Director of Broadcasting:..... Joe Ritzo
Chief Marketing Officer:..... Juliana Paoli

League:..... California (A)
Division:..... Northern
First Year:..... 1942
Giants Affiliate Since:..... 1988
2014 Record (Place):..... 73-67 (4th)

BLAIR





SAN FRANCISCO GIANTS

SAN JOSE GIANTS - 2014 FINAL BATTING STATISTICS

BATTERS	AVG	G	AB	R	H	2B	3B	HR	RBI	BB	IBB	SO	SB	CS	OBP	SLG	OPS	E
Bednar, Brandon	.241	48	195	23	47	7	0	5	16	12	1	27	3	3	.297	.354	.651	7
Belt, Brandon	.500	2	6	2	3	0	0	1	1	0	0	1	0	0	.625	1.000	1.625	0
Blair, Elliott	.316	94	345	50	109	22	5	5	35	33	1	87	8	6	.381	.452	.833	4
Brown, Trevor	.215	54	195	19	42	5	1	2	22	12	1	33	0	0	.259	.282	.541	2
Carbonell, Daniel	.344	21	93	17	32	3	3	3	12	6	0	19	7	2	.390	.538	.928	2
Deacon, Jared	.217	8	23	3	5	2	0	0	2	2	0	5	0	0	.280	.304	.584	0
Delfino, Mitch	.289	131	533	78	154	28	4	12	77	34	4	77	5	2	.333	.424	.757	18
Galindo, Jesus	.268	101	396	61	106	22	8	2	30	31	0	87	31	13	.334	.379	.713	4
Horan, Tyler	.321	28	106	17	34	5	1	10	27	9	1	31	6	4	.376	.670	1.046	2
Jones, Chuckie	.256	131	485	79	124	19	4	15	66	48	1	150	17	9	.326	.404	.730	5
Krill, Brett	.160	14	50	7	8	3	0	0	3	5	0	18	1	1	.232	.220	.452	1
Lofton, Chris	.189	20	74	13	14	2	3	0	4	9	0	27	4	2	.277	.297	.574	0
Lollis, Ryan	.275	26	109	15	30	3	0	3	11	7	0	8	4	0	.319	.385	.704	0
Mende, Sam	.191	18	68	5	13	2	1	0	1	4	0	26	0	1	.236	.250	.486	1
Mende, Sam	.175	35	126	11	22	5	2	0	1	8	0	38	2	2	.252	.246	.498	4
Miller, Blake	.299	96	364	47	109	24	4	8	73	26	0	80	5	1	.354	.453	.807	10
Miniccozzi, Mark	.393	8	28	6	11	2	0	2	7	6	1	5	0	0	.514	.679	1.193	0
Moreno, Rando	.218	27	87	6	19	0	0	0	3	7	0	17	10	4	.274	.218	.492	4
Navarro, Jesus	.182	7	22	0	4	1	0	0	1	2	0	9	0	0	.280	.227	.507	1
Noonan, Nick	.158	4	19	1	3	1	0	1	2	1	0	4	0	0	.200	.368	.568	0
Pare, Matt	.238	13	42	3	10	4	0	0	9	4	0	12	0	0	.358	.333	.692	0
Payne, Shawn	.256	81	281	39	72	19	4	5	32	36	0	76	14	7	.354	.406	.760	2
Price, Scott	.125	3	8	1	1	1	0	0	0	1	0	4	0	0	.222	.250	.472	0
Ragira, Brian	.260	120	457	58	119	24	0	20	82	37	2	127	2	2	.320	.444	.764	16
Robles, Alberto	.224	60	214	23	48	8	1	2	23	12	0	30	9	5	.270	.299	.569	11
Turner, Ben	.298	106	383	47	114	20	1	2	40	34	0	37	0	0	.353	.371	.724	5
Villagas, Ydwin	.205	50	161	18	33	5	2	2	12	12	0	48	5	6	.287	.298	.585	6
Williamson, Mac	.318	23	85	16	27	7	0	3	11	13	0	14	6	1	.420	.506	.926	0
Team Total	.267	140	4829	655	1291	239	42	103	602	403	12	1059	137	69	.330	.398	.728	113

SAN JOSE GIANTS - 2014 FINAL PITCHING STATISTICS

PITCHERS	W	L	ERA	G	GS	CG	SHO	SV	SVO	IP	H	R	ER	HR	HB	BB	SO	AVG
Affeldt, Jeremy	0	0	0.00	2	0	0	0	0	0	3	2	0	0	0	0	0	3	.200
Agosta, Martin	3	3	9.23	11	11	0	0	0	0	39	51	42	40	5	1	34	25	.325
Bandilla, Bryce	0	1	3.15	36	0	0	0	8	9	34.1	27	12	12	3	0	16	47	.216
Biagini, Joe	10	9	4.01	23	23	0	0	0	0	128	133	58	57	5	6	46	103	.275
Black, Ray	1	0	2.25	4	0	0	0	0	0	4	1	1	1	0	0	2	7	.083
Bradley, Ryan	0	4	8.76	21	4	0	0	0	0	49.1	72	50	48	6	1	20	37	.341
Bucardo, Jorge	1	2	3.81	33	0	0	0	0	3	54.1	59	27	23	6	2	19	41	.280
Casilla, Santiago	0	0	0.00	2	2	0	0	0	0	3	0	0	0	0	0	1	3	.000
Flores, Kendry	4	6	4.09	20	20	0	0	0	0	105.2	101	57	48	14	5	32	112	.249
Gardeck, Ian	1	2	9.38	17	0	0	0	0	1	24	23	27	25	2	3	28	19	.256
Gregorio, Joan	2	2	6.75	6	5	0	0	0	0	22.2	27	18	17	2	0	13	27	.303
Johnson, Stephen	7	4	3.65	49	0	0	0	1	3	69	62	31	28	5	3	36	77	.238
Kurrasch, Joe	8	4	3.05	18	15	0	0	0	0	91.1	80	34	31	3	1	33	49	.242
Lujan, Matt	6	2	3.42	12	12	0	0	0	0	71	66	29	27	8	1	23	69	.248
McVay, Mason	0	5	4.38	47	0	0	0	1	3	72	62	45	35	6	0	26	83	.232
Mizzenko, Tyler	4	3	3.48	59	0	0	0	14	20	62	65	26	24	5	1	17	48	.272
Okert, Steven	1	2	1.53	33	0	0	0	19	20	35.1	33	6	6	2	2	11	54	.241
Rogers, Tyler	4	0	2.00	47	0	0	0	2	3	72	61	17	16	1	4	22	72	.234
Smith, Jake	0	1	10.80	3	1	0	0	0	0	6.2	8	8	8	2	0	4	8	.296
Soptic, Jeff	2	1	4.60	36	0	0	0	0	1	62.2	55	36	32	4	3	62	64	.238
Stratton, Chris	7	8	5.07	19	18	0	0	0	0	99.1	103	61	56	13	2	36	102	.270
Strickland, Hunter	0	0	3.00	3	0	0	0	0	0	3	2	1	1	0	0	0	7	.182
Vander Tuig, Nick	3	2	5.06	6	6	0	0	0	0	32	45	21	18	5	1	5	19	.331
Young, Pat	9	6	6.13	24	23	0	0	0	0	111.2	137	82	76	13	11	47	93	.305
Team Total	73	67	4.51	140	140	0	5	45	63	1255.1	1275	689	629	110	47	533	1169	.266



GREENJACKETS

Lake Olmstead Stadium
78 Milledge Road
Augusta, GA 30904
Phone: (706) 736-7889
Fax: (706) 736-1122
www.greenjacketsbaseball.com



GOFF

2015 Augusta GreenJackets Field Staff

Manager..... Nestor Rojas
Pitching Coach..... Jerry Cram
Hitting Coach..... Todd Linden
Coach..... Hector Borg
Athletic Trainer..... Andrew Benning

2014 Augusta GreenJackets

South Atlantic League Standings (Overall)

Southern Division	W	L	PCT	GB
Asheville Tourists	89	49	.645	-
Savannah Sand Gnats	85	51	.507	19.0
Charleston RiverDogs	71	69	.507	19.0
Augusta GreenJackets	62	76	.449	27.0
Greenville Drive	60	79	.432	29.5
Lexington Legends	57	83	.407	33.0
Rome Braves	56	84	.400	34.0

2014 Playoffs

Did not appear

2014 Team Leaders

(***Minimum 300 TPA or 75 IP)

AVG:	Brandon Bednar (.275)***
HR:	Tyler Horan (15)
RBI:	Tyler Horan (54)
RUNS:	Tyler Horan (59)
HITS:	Ryder Jones (81)
W:	Steven Messner (7)
L:	Christian Jones (9)
SV:	Daniel Slania (12)
ERA:	Luis Ysla (2.45)***
IP:	Luis Yska (121.1)

Team Information

Ballpark:..... Lake Olmstead Stadium (4,822)
Ballpark Opened:..... 1995
President:..... Jeff Eisman
General Manager:..... Tom Denlinger
Director of Broadcasting:..... None
Marketing Manager:..... Lindsey McGuire

League:..... South Atlantic (A)
Division:..... Southern
First Year:..... 1988
Giants Affiliate Since:..... 2005
2014 Record (Place):..... 62-76 (4th)



BEDNAR



SAN FRANCISCO GIANTS

AUGUSTA GREENJACKETS - 2014 FINAL BATTING STATISTICS

BATTERS	AVG	G	AB	R	H	2B	3B	HR	RBI	BB	IBB	SO	SB	CS	OBP	SLG	OPS
Arroyo, Christian	.203	31	118	10	24	3	1	1	14	4	22	1	2	.226	.271	.497	4
Bednar, Brandon	.275	74	291	38	80	9	2	1	24	14	51	8	6	.314	.330	.644	6
Callaway, Will	.262	31	103	6	27	6	1	0	8	8	22	2	3	.327	.340	.667	8
Chavez, Matthew	.194	10	36	4	7	3	0	0	3	1	14	0	0	.216	.278	.494	0
Cornier, Gabriel	.200	36	110	14	22	5	0	2	21	20	35	2	0	.323	.300	.623	2
Escalante, Geno	.176	16	51	7	9	3	0	0	3	5	10	0	0	.250	.235	.485	3
Harris, Devin	.236	16	55	7	13	5	0	2	7	8	12	1	0	.333	.436	.770	2
Horan, Tyler	.273	102	370	59	101	22	5	15	54	39	97	9	4	.350	.481	.831	4
Jones, Ryan	.242	46	153	20	37	9	0	1	11	29	35	5	4	.361	.320	.681	6
Jones, Ryder	.220	91	369	43	81	21	1	7	49	18	93	6	1	.272	.339	.611	28
Lofton, Chris	.250	76	276	36	69	16	3	2	29	28	69	17	6	.320	.351	.672	2
Massoni, Craig	.255	44	153	18	39	11	0	1	10	15	45	2	0	.325	.346	.672	0
Mende, Sam	.308	4	13	2	4	1	0	0	2	2	0	1	0	.400	.385	.785	0
Moreno, Rando	.197	93	330	36	65	7	0	1	30	22	44	16	5	.260	.227	.487	24
Ortiz, Randy	.259	51	162	15	42	3	1	0	13	13	43	8	6	.326	.290	.616	3
Paulino, Cristian	.240	92	271	36	65	8	4	3	31	15	56	20	5	.291	.332	.623	7
Payne, Shawn	.246	18	65	10	16	3	0	0	1	11	14	4	2	.355	.292	.648	0
Polonius, John	.257	44	140	24	36	3	1	2	20	13	22	5	2	.342	.336	.677	7
Price, Scott	.250	13	44	6	11	2	1	0	2	3	11	2	0	.353	.341	.694	1
Rodriguez, Rafael	.269	77	283	36	76	10	0	5	41	11	33	2	2	.309	.357	.666	4
Rojas, Leo	.264	20	72	9	19	4	0	1	7	1	19	0	1	.274	.361	.635	5
Ross, Ty	.246	117	415	45	102	24	0	6	48	38	87	1	6	.313	.347	.660	8
Sim, Eric	.195	43	154	17	30	6	0	3	23	15	49	2	0	.284	.292	.576	3
Sy, Jeremy	.216	92	338	52	73	13	4	13	36	50	93	16	8	.324	.393	.718	9
Tuntland, Ryan	.195	65	205	24	40	14	1	1	17	28	76	0	2	.298	.288	.586	5
Team Total	.238	138	4577	574	1088	211	25	67	504	411	1052	130	650	.309	.339	.647	177

AUGUSTA GREENJACKETS - 2014 FINAL PITCHING STATISTICS

PITCHERS	W	L	ERA	G	GS	CG	SHO	SV	SVO	IP	H	R	ER	HR	HB	BB	SO	AVG
Alvarado, Carlos	6	1	2.03	32	0	0	0	0	0	62.0	47	22	14	3	1	13	55	.205
Black, Ray	1	3	3.73	33	0	0	0	1	3	31.1	16	15	13	1	2	14	64	.147
Castillo, Luis	2	2	3.07	48	0	0	0	10	12	58.2	56	23	20	6	1	25	66	.247
Connolly, Michael	0	0	1.93	4	0	0	0	0	1	4.2	5	1	1	0	1	3	6	.263
Diaz, Carlos	6	6	4.16	29	14	0	0	0	0	101.2	105	53	47	5	10	37	76	.269
Farley, Brandon	0	0	7.71	9	0	0	0	0	0	16.1	27	17	14	2	1	7	14	.391
Gregorio, Joan	2	7	3.57	13	12	0	0	1	1	68.0	50	33	27	2	5	27	65	.204
Johnson, Chase	4	7	4.57	23	22	0	0	0	1	110.1	111	69	56	5	10	40	94	.260
Johnson, Chris	0	1	9.00	1	1	0	0	0	0	2.0	3	2	2	0	1	2	0	.375
Jones, Christian	5	9	3.33	22	22	0	0	0	0	110.2	96	54	41	6	9	26	100	.232
Jones, Nick	1	0	0.00	4	0	0	0	1	1	4.2	3	0	0	0	0	3	5	.176
Kaden, Connor	0	1	3.60	7	0	0	0	0	0	10.0	14	5	4	0	0	3	7	.341
Lujan, Matt	6	2	2.19	12	10	0	0	0	0	70.0	67	20	17	0	0	21	66	.255
Mella, Keury	3	3	3.93	12	12	1	0	0	0	66.1	69	36	29	1	7	13	63	.265
Messner, Steven	7	5	4.17	31	12	0	0	0	1	110.0	139	67	51	3	6	39	82	.308
Montero, Raymundo	1	6	5.26	30	0	0	0	5	10	37.2	34	29	22	3	1	23	36	.233
Ramer, Robert	3	5	4.73	9	8	0	0	0	0	45.2	47	28	24	4	0	13	40	.263
Rogers, Tyler	0	0	1.02	9	0	0	0	0	0	17.2	10	2	2	0	0	5	11	.164
Sim, Eric	0	0	0.00	2	0	0	0	0	0	1.2	0	0	0	0	1	1	2	.000
Slania, Daniel	2	5	3.99	43	0	0	0	12	14	58.2	56	31	26	5	1	21	46	.253
Smith, Jake	3	5	2.79	48	0	0	0	5	6	58.0	47	24	18	1	1	30	77	.221
Snelten, Donald	4	1	1.23	20	0	0	0	0	0	29.1	24	4	4	0	0	16	32	.226
Tuntland, Ryan	0	0	0.00	1	0	0	0	0	0	1.0	0	0	0	0	0	0	1	.000
Vander Tuig, Nick	0	0	11.17	6	2	0	0	0	0	9.2	17	13	12	1	0	5	6	.395
Ysla, Luis	6	7	2.45	24	23	0	0	0	0	121.1	104	42	33	8	11	45	115	.231
Team Total	62	76	3.56	138	138	1	6	35	50	1207.1	1147	590	477	56	69	432	1129	.250



Richmond Flying Squirrels



VOLCANOES

Volcanoes Stadium
6700 Field of Dreams Way
Keizer, OR 97307
Phone: (503) 390-2225
Fax: (503) 390-2227
www.volcanoesbaseball.com



DAVENPORT



2015 Salem-Keizer Volcanoes Field Staff

Manager Gary Davenport
Pitching Coach Matt Yourkin
Hitting Coach Ricky Ward
Athletic Trainer Ryo Watanabe

2014 Salem-Keizer Volcanoes

Northwest League Standings (Overall)

West Division	W	L	PCT	GB
Hillsboro Hops	48	28	.632	-
Boise Hawks	41	35	.539	7.0
Salem-Keizer Volcanoes	38	38	.500	10.0
Eugene Emeralds	30	46	.395	18.0

2014 Playoffs

Did not appear

2014 Team Leaders

(***Minimum 180 TPA or 45 IP)

AVG: Christian Arroyo (.333)***
HR: Skyler Ewing (8)
RBI: Christian Arroyo (48)
RUNS: Travius Relaford (45)
HITS: Christian Arroyo (81)

W: Jason Forjet (7)
L: Nicholas Gonzalez (5)
SV: Eury Sanchez (14)
ERA: Jason Forjet (3.10)***
IP: Jason Forjet (87.0)

Team Information

Ballpark: Volcanoes Stadium "The Crater" (4,252)
Ballpark Opened: 1997
President & General Manager: Jerry Walker
Co-Owner: Bill Tucker
President, Business Operations: Tom Leip
Director of Broadcasting: N/A

League: Northwest (A-)
Division: West
First Year: 1997
Giants Affiliate Since: 1997
2014 Record (Place) 38-38 (4th)



FORJET



SAN FRANCISCO GIANTS

SALEM-KEIZER VOLCANOES - 2014 FINAL BATTING STATISTICS

BATTERS	AVG	G	AB	R	H	2B	3B	HR	RBI	BB	IBB	SO	SB	CS	OBP	SLG	OPS	E
Arroyo, Christian	.333	58	243	39	81	14	2	5	48	18	1	31	6	1	.378	.469	.847	10
Callaway, Will	.294	43	163	20	48	11	0	3	23	9	0	36	4	2	.343	.417	.760	3
Cole, Hunter	.239	27	92	17	22	5	0	4	10	8	0	20	1	0	.311	.424	.735	1
Davis, Dylan	.200	23	85	11	17	0	0	4	7	7	0	23	1	0	.269	.341	.610	0
Deacon, Jared	.219	21	64	8	14	1	0	0	5	8	0	9	0	0	.311	.234	.545	1
Escalante, Geno	.172	18	58	3	10	3	0	0	4	2	0	10	1	0	.273	.224	.497	0
Ewing, Skyler	.291	51	182	35	53	9	0	8	31	36	0	28	0	1	.417	.473	.889	1
Fargas, Johneshwy	.240	49	167	33	40	6	0	3	13	24	0	27	15	6	.373	.329	.702	3
Fuentes, Leonardo	.150	7	20	3	3	0	0	0	1	0	0	6	0	0	.217	.150	.367	0
Garcia, Aramis	.229	20	70	5	16	3	0	2	12	5	0	19	0	0	.289	.357	.647	3
Harrison, Seth	.266	37	158	24	42	10	2	0	20	8	0	42	11	4	.298	.354	.653	3
Hollick, Tyler	.241	43	141	24	34	5	3	0	12	22	0	37	6	4	.341	.319	.661	1
Jones, Jonathan	.196	32	102	14	20	7	0	1	12	21	0	26	0	0	.333	.294	.627	3
Jones, Ryan	.310	14	58	8	18	3	0	0	4	6	0	18	4	0	.385	.362	.747	1
Jones, Ryder	.243	27	107	17	26	5	1	3	18	7	0	21	1	0	.293	.393	.686	4
Kay, Brett	.222	40	117	22	26	7	0	0	8	17	0	35	3	2	.321	.282	.603	3
Lichtenthaler, Christian	.286	3	7	0	2	0	0	0	0	1	0	0	0	1	.375	.286	.661	1
Massoni, Craig	.244	21	78	7	19	4	0	2	12	16	0	22	0	0	.381	.372	.753	2
McCall, Shilo	.200	46	165	20	33	13	0	3	21	19	0	53	2	1	.287	.333	.621	2
Melendez, Rene	.182	5	11	0	2	0	0	0	3	3	0	2	0	0	.357	.182	.539	0
Mende, Sam	.227	12	44	8	10	1	0	2	7	8	0	11	1	0	.346	.386	.733	1
Ortiz, Randy	.000	1	5	0	0	0	0	0	0	0	0	1	1	0	.000	.000	.000	0
Pujadas, Fernando	.254	36	114	9	29	7	1	2	18	4	0	17	0	0	.283	.386	.669	2
Relaford, Travious	.283	70	258	45	73	10	2	3	28	37	0	39	9	0	.380	.372	.752	7
Rojas, Leo	.206	12	34	4	7	2	0	0	3	4	0	7	0	0	.282	.265	.547	2
Slater, Austin	.347	29	118	21	41	6	0	2	23	10	1	17	7	1	.417	.449	.866	3
Team Total	.258	76	2661	397	686	132	11	47	343	300	2	557	73	23	.342	.369	.710	71

SALEM-KEIZER VOLCANOES - 2013 FINAL PITCHING STATISTICS

PITCHERS	W	L	ERA	G	GS	CG	SHO	SV	SVO	IP	H	R	ER	HR	HB	BB	SO	AVG
Beede, Tyler	0	0	2.70	2	2	0	0	0	0	6.2	8	2	2	0	0	3	7	.308
Encinosa, E.J.	4	1	2.39	27	0	0	0	1	4	26.1	20	8	7	2	6	10	22	.211
Forjet, Jason	7	1	3.10	15	14	0	0	0	0	87.0	84	33	30	6	6	16	87	.257
Gardeck, Ian	2	1	2.70	12	0	0	0	1	2	13.1	7	5	4	0	1	11	24	.156
Gonzalez, Nicholas	2	5	4.06	15	14	0	0	0	0	71.0	69	45	32	2	5	28	47	.251
Knight, Dusten	1	3	3.65	24	0	0	0	1	5	37.0	26	18	15	4	2	20	44	.202
Leenhouts, Andrew	3	4	4.73	18	11	0	0	0	0	72.1	87	46	38	8	1	11	71	.290
McCasland, Jacob	2	3	7.76	22	0	0	0	0	2	26.2	26	23	23	1	3	23	32	.260
McVey, Cameron	1	2	5.86	22	0	0	0	1	1	27.2	24	18	18	2	1	15	32	.233
Mella, Keury	1	1	1.83	6	6	0	0	0	0	19.2	16	5	4	0	2	6	20	.222
Miller, Ethan	5	3	4.60	14	14	0	0	0	0	78.1	89	44	40	2	2	15	57	.285
Montero, Raymundo	0	0	0.00	6	0	0	0	1	1	7.1	3	0	0	0	0	3	9	.120
Neff, Steven	1	3	3.90	26	0	0	0	0	4	30.0	36	14	13	3	4	10	34	.290
Paniagua, Armando	0	2	6.48	18	0	0	0	0	0	25.0	21	20	18	1	2	17	26	.221
Reyes, Jose	6	4	3.89	15	15	0	0	0	0	83.1	78	42	36	6	6	16	64	.245
Sanchez, Eury	3	3	3.48	28	0	0	0	14	17	33.2	25	17	13	5	4	15	50	.203
Singer, Kirk	0	2	6.82	23	0	0	0	0	1	31.2	37	30	24	5	3	20	39	.282
Snelten, Donald	0	0	6.75	9	0	0	0	0	0	9.1	12	7	7	1	0	4	12	.300
Team Total	38	38	4.24	76	76	0	1	19	37	686.1	668	377	323	48	48	243	677	.253



AZL GIANTS

Giants Baseball Complex
8045 E. Camelback Road
Scottsdale, AZ 85251
Phone: (480) 990-0052
Fax: (480) 990-2349

AZL

ROJAS



2015 AZL Giants Field Staff

Pitching Coach Larry McCall
Pitching Coach Zeke Zimmerman
Pitching Coach Mario Rodriguez
Hitting Coach..... Billy Horton

2014 AZL Giants

Arizona League Standings (Overall)

East Division	W	L	PCT	GB
AZL Giants	34	14	.745	-
AZL Angels	30	25	.545	3.5
AZL D-backs	29	27	.518	5.0
AZL Athletics	27	28	.491	6.5
AZL Cubs	22	34	.393	16.0

2014 Playoffs

Defeated AZL Mariners in AZL Semifinals (6-2)

Lost to AZL Indians in Championship (14-0)

2014 Team Leaders

(***Minimum 180 TPA or 45 IP)

AVG:	Jonah Arenado (.250)***
HR:	Richard Amion (2)
RBI:	Jonah Arenado (21)
RUNS:	Richard Amion (25)
HITS:	Jonah Arenado (46)
W:	Stetson Woods (5)
L:	Rodolfo Martinez (5)
SV:	Reyes Moronta (5)
ERA:	Michael Santos (2.56)***
IP:	Michael Santos (59.2)

Team Information

Ballpark:.....Giants Baseball Complex on Camelback
Ballpark Opened:..... N/A
Ownership:.....San Francisco Giants

League:..... Arizona League (R)
Division:.....East
2014 Record (Place)34-14 (1st)



JONES

GENERAL INFORMATION

AZL GIANTS - 2014 FINAL BATTING STATISTICS

BATTERS	AVG	G	AB	R	H	2B	3B	HR	RBI	BB	IBB	SO	SB	CS	OBP	SLG	OPS	E
Abreu, Tony	.000	1	2	0	0	0	0	0	1	0	0	0	0	1	.000	.000	.000	0
Amion, Richard	.267	38	135	25	36	4	3	2	17	22	0	36	8	5	.379	.385	.764	0
Arenado, Jonah	.250	50	184	20	46	10	0	0	21	21	0	43	0	0	.340	.304	.644	11
Carbone, Daniel	.314	10	35	10	11	3	0	1	4	2	0	4	4	0	.368	.486	.854	0
Cartagena, Carlos	.182	22	55	9	10	2	1	1	7	10	0	14	0	0	.318	.309	.627	1
Cole, Hunter	.444	2	9	2	4	1	0	0	1	0	0	1	1	0	.444	.556	1.000	1
Compton, Chase	.282	33	117	21	33	5	1	0	21	13	0	33	1	0	.391	.342	.733	3
Davis, Dylan	.297	9	37	6	11	7	0	0	8	3	0	12	0	0	.341	.486	.828	0
Ewing, Skyler	.237	11	38	4	9	4	0	1	8	4	0	9	0	0	.318	.421	.739	1
Garcia, Aramis	.219	8	32	6	7	3	0	0	3	5	0	6	0	0	.324	.313	.637	2
Harrison, Seth	.067	4	15	5	1	0	1	0	3	3	0	6	1	0	.222	.200	.422	0
Javier, Nathanael	.172	9	29	3	5	0	0	0	2	0	0	11	1	0	.172	.172	.345	1
Lacen, Luis	.250	19	48	8	12	1	0	0	5	5	0	20	3	0	.321	.271	.592	3
Leslie, Ben	.200	16	40	8	8	3	0	0	7	14	0	11	0	0	.429	.275	.704	2
Lichtenthaler, Christian	.235	25	81	9	19	2	1	0	9	13	0	20	3	1	.343	.284	.627	0
Melendez, Rene	.123	24	73	5	9	3	0	0	4	4	0	20	0	0	.179	.164	.344	5
Mercedes, Hector	.296	31	98	15	29	6	4	1	12	5	0	26	0	1	.330	.469	.800	9
Metzger, Brennan	.354	33	82	24	29	6	3	0	10	16	0	8	4	0	.460	.500	.960	1
Murray, Byron	.279	19	68	10	19	5	2	0	12	6	1	15	1	0	.347	.412	.758	0
Ortiz, Randy	.390	20	77	20	30	2	3	1	9	8	0	12	16	1	.448	.532	.981	2
Pagan, Angel	.600	2	5	2	3	2	0	0	0	1	0	0	0	0	.667	1.000	1.667	0
Pare, Matt	.286	4	7	0	2	0	0	0	1	0	0	1	0	0	.375	.286	.661	0
Parra, Nicol	.254	25	67	13	17	2	0	0	8	6	1	9	3	0	.338	.284	.621	2
Pena, Julio	.205	33	117	16	24	6	3	2	13	9	0	45	3	2	.260	.359	.619	4
Potter, Evan	.130	37	92	9	12	1	1	0	7	8	0	27	2	0	.204	.163	.367	3
Price, Scott	.275	21	69	12	19	5	1	0	10	4	1	13	0	0	.363	.377	.739	0
Riley, John	.188	34	112	20	21	6	1	2	19	15	0	43	1	0	.290	.313	.603	3
Rivas, Kleiber	.077	11	13	3	1	0	0	0	1	5	0	4	0	0	.333	.077	.410	1
Rivera, Kevin	.228	48	162	23	37	5	3	0	18	12	0	38	1	0	.281	.296	.577	9
Scutaro, Marco	.231	7	13	2	3	1	0	0	1	2	0	0	0	0	.333	.308	.641	1
Slater, Austin	.333	2	9	2	3	0	1	0	2	0	0	2	0	0	.333	.556	.889	0
Villalona, Angel	.273	6	22	4	6	3	0	0	3	0	0	3	0	0	.273	.409	.682	1
Team Total	.245	56	1943	316	476	98	29	11	247	216	3	492	53	11	.330	.342	.672	76

AZL GIANTS - 2014 FINAL PITCHING STATISTICS

PITCHERS	W	L	ERA	G	GS	CG	SHO	SV	SVO	IP	H	R	ER	HR	HB	BB	SO	AVG
Agosta, Martin	1	0	4.5	4	4	0	0	0	0	14	16	8	7	0	0	2	19	.286
Beede, Tyler	0	1	3.12	4	4	0	0	0	0	8.2	8	4	3	0	0	4	11	.242
Blackburn, Clayton	0	1	3.6	2	2	0	0	0	0	5	4	2	2	0	1	0	9	.222
Bochy, Brett	1	0	0	2	0	0	0	0	0	2	0	0	0	0	0	0	1	0
Boggs, Mitchell	1	0	0	2	0	0	0	0	0	2	2	0	0	0	1	2	1	.286
Broadway, Mike	0	0	1.5	5	0	0	0	0	0	6	8	1	1	1	0	1	6	.333
Brody, Greg	1	0	0.63	14	0	0	0	2	4	14.1	12	6	1	0	0	3	27	.211
Brooks, Dylan	2	1	3.18	18	1	0	0	0	0	34	33	14	12	1	3	15	45	.258
Connolly, Michael	2	1	2.7	11	0	0	0	0	0	16.2	8	5	5	2	0	5	14	.148
Coonrod, Samuel	1	0	3.9	15	5	0	0	0	1	27.2	32	14	12	0	1	6	25	.291
Farley, Brandon	1	1	0.64	13	0	0	0	4	4	14	11	2	1	0	0	3	17	.224
Gage, Matt	2	0	1.89	13	6	0	0	0	0	33.1	27	8	7	1	0	8	32	.225
Hernandez, Rayan	0	3	1.53	21	0	0	0	0	1	29.1	21	6	5	0	0	9	25	.202
Hughes, Garrett	1	0	2.84	11	0	0	0	0	0	12.2	14	6	4	0	0	10	11	.298
Johnson, Jordan	0	0	0	3	0	0	0	0	0	2.2	0	0	0	0	0	2	3	.000
Jones, Nick	2	0	6.61	19	0	0	0	1	2	16.1	26	16	12	0	2	12	110	.356
Kaden, Connor	1	0	2.79	9	0	0	0	1	1	9.2	11	4	3	0	0	4	160	.282
Loux, Shane	0	0	2.45	7	0	0	0	0	0	7.1	7	2	2	0	0	0	90	.226
Martinez, Rodolfo	1	5	8.78	15	7	0	0	0	0	27.2	45	32	27	1	1	16	350	.375
Melo, Kendry	1	2	9.5	8	3	0	0	0	0	18	21	24	19	2	2	21	190	.296
Moronta, Reyes	0	1	4.66	20	0	0	0	5	7	19.1	16	12	10	1	2	11	300	.222
Pino, Luis	2	0	6.07	16	1	0	0	0	1	29.2	38	21	20	3	1	11	240	.317
Reyes, Mark	1	1	3	5	3	0	0	0	0	12	13	8	4	0	0	3	140	.277
Riggs, Nolan	0	0	5.4	5	2	0	0	0	0	10	8	7	6	0	2	6	140	.211
Rosario, Sandy	0	0	4.26	3	0	0	0	0	0	6.1	7	3	3	1	0	0	8	.280
Sabo, Nick	1	0	6.75	3	0	0	0	0	1	2.2	3	2	2	0	0	2	1	.300
Santos, Michael	4	3	2.56	12	12	0	0	0	0	59.2	59	26	17	3	4	13	500	.259
Smith, Caleb	1	0	4.35	13	0	0	0	0	0	10.1	5	6	5	0	0	13	120	.139
Vander Tuig, Nick	2	0	0.95	5	5	0	0	0	0	19	15	3	2	0	0	4	180	.217
Webb, Logan	0	0	2.25	3	1	0	0	0	0	4	3	2	1	0	0	3	5	.200
Woods, Stetson	5	1	2.25	10	0	0	0	0	0	16	11	4	4	0	2	4	20	.190
Yanez, Cesar	0	0	15.53	16	0	0	0	0	1	13.1	27	27	23	2	4	23	140	.409
Team Total	34	22	3.93	56	56	0	3	13	23	503.2	511	275	220	18	26	216	5460	.264

RICHMOND FLYING SQUIRRELS

2015 MEDIA GUIDE



GENERAL INFO



Proud Double-A Affiliate of the 2010, 2012 & 2014
World Champion San Francisco Giants






GENERAL INFORMATION

THE DIAMOND - STADIUM FACTS

The Diamond serves as the home venue for Flying Squirrels baseball as they represent the San Francisco Giants in the Eastern League of Professional Baseball Clubs. The facility was previously the home of the Richmond Braves (Triple-A - International League) from 1985-2008. Following the 2008 season, the Richmond Braves relocated to Gwinnett, GA, becoming the Gwinnett Braves beginning in the 2009 season. Although Virginia Commonwealth University (VCU) continued to play their home games at The Diamond during the 2009 season, the ballpark was void of professional baseball for the first time since its construction. The ballpark continues to be operated by the Richmond Metropolitan Authority (RMA). Upon their inception, the Flying Squirrels and the RMA signed a two-year lease agreement (2010-2011) with three club option years. Prior to the 2010 season, The Flying Squirrels committed more than two million dollars to renovate The Diamond. Included in those renovations was the replacement of aluminum-bleachers in the lower bowl of the ballpark with 3,164 state-of-the-art fold-down seats (pictured below). The top 11 rows of the upper bowl were also eliminated to create room for banner signage that allows the overall look of the park to become more cohesive and lowers capacity to a more intimate 9,560. The Flying Squirrels continued to enhance and refurbish their home park prior to the 2011 season, investing another \$250,000 into the park. Included in the upgrades were; converting the existing line-scoreboard to an LED display (Time Technologies), construction of a Speed of Pitch display in right-center field (Daktronics), converting existing clock in right field to an LED display, creation of party decks behind home plate and the "Cupid Section" down the right-field line, and the refurbishing of the "batter's eye" in center field. Although they continue to strive towards building a new facility, the Squirrels recognized the need to replace the playing surface at The Diamond to create a suitable competitive environment for Giants's and Eastern League prospects. To that aim, \$100,000 was invested in installing a new drainage system and infield surface prior to the 2013 season.



At the center of a more than two-million dollar renovation of The Diamond, was the installation of 3,164 state-of-the-art fold-down seats that replaced aluminum-bench style seating in the lower-bowl that had been in place since the ballpark opened in 1985. The project to replace the entire lower-bowl of seats began in November, 2009 and was completed in February, 2010.

The Diamond - 2010 Renovations

- Installation of Fold-Down Seating in Lower Bowl
- Installation of New Daktronics Video Board
- Construction of Squirrels Nest Merchandise Store
- Installation of Climate-Controlled Indoor Batting Tunnel
- Overhaul of Concession Kitchens and Stands
- Creation of New Picnic Zone (3rd Base Side)
- Creation of New Kid's Zone (1st Base Side)
- Removal of Upper-Level Seating
- Creation of Banner Signage in Upper-Level
- Renovation of Home Team Clubhouse
- Renovation of Visiting Team Clubhouse
- Construction of Team Weight Facility
- Removal of Matrix Boards
- Removal of Animation Board
- Complete Renovation of Team Front Offices
- Restructuring of Ballpark Audio System
- Addition of Concourse Level Speaker System
- Complete Renovation of all 15 Stadium Suites
- Refurbishing of Press Box

The Diamond - 2011 Renovations

- Refurbishing of Line Scoreboard
- Conversion of Line Scoreboard to LED Display
- Conversion of Existing Clock to LED Display
- Installation of Speed-of-Pitch Display
- Creation of Upper-Level Party Decks
- Creation of Cupid Section (1st Base Side)
- Rebranding of Squirrels Nest Presented by Nike Team
- Installation of New "Batter's Eye"
- Installation of New Field Irrigation System
- Creation of New Video Board Protective Netting

The Diamond - 2012 Renovations

Starting on November 15, 2012, King Construction started excavation of a \$100,000 field renovation. Nine inches of soil was excavated on the infield grass and foul territories totaling 25,000 square feet. Flat panel drainage was installed under three inches of gravel and six inches of sand root zone - both gravel and sand were laser-graded to specific measurements with precision equipment. New sod was laid on December 5th and the project was completed on December 8th.



THE DIAMOND - STADIUM FACTS



Before the start of 2015, Installation of new individual seats in the upper level replaced the silver reserve bench style seating.

The New seating level is called the "Terrace Level".

A new stage was also constructed over the top of the front steps and the old stage was removed to create improved traffic flow.

Additional food carts and vendors on main concourse were also added and a New party deck at the end of the upper deck on the 3rd base line was created.

The Diamond - Facts & Figures

CAPACITY

Overall Capacity.....	9,560
Diamond Club Capacity.....	3,164
Silver Level Capacity.....	2,218
Gold Level Capacity.....	3,956
Suites Capacity.....	180
Handicapped Accessible Capacity.....	42

DIMENSIONS

Left Field.....	330 Feet
Center Field.....	402 Feet
Right Field.....	330 Feet
Playing Surface.....	Natural Grass
Fence Height.....	10 Feet
Bullpens.....	Out of Play

HISTORY

First Game.....	April 17, 1985
First Flying Squirrels' Game.....	April 15, 2010
Original Capacity.....	12,134

AESTHETICS

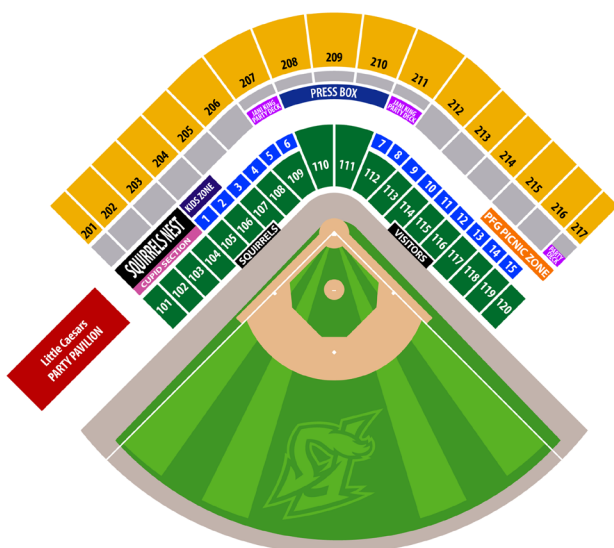
Video Board.....	Daktronics (2010)
Scoreboard.....	Time Technologies (2011)
Speed of Pitch.....	Daktronics (2011)





GENERAL INFORMATION

FLYING SQUIRRELS 2015 TICKET INFORMATION



FLYING SQUIRRELS' 2015 TICKET PRICING

Field Level:.....	\$12.00
Terrace Level:	\$10.00
Gold Level	
(General Admission***)	\$8.00
Peanut Gallery.....	\$28 (2 tickets)

FLYING SQUIRRELS' 2015 PREGAME FIELD TIMES

Contact: Steve Ruckman, Director of Field Operations

(Office): (804) 359-3866 ext. 331

(Cell): (804) 833-9676

(Email): stever@squirrelsbaseball.com

Game Time	10:35 AM	12:05 PM	1:35 PM
Squirrels BP	Cage	Cage	10:30-11:15
Visitors BP	Cage	Cage	11:15-12:00
Squirrels Infield	9:20-9:30	10:50-11:00	12:00-12:15
Visitors Infield	9:30-9:40	11:00-11:10	12:15-12:30
Grounds Crew	9:40-10:30	11:10-12:00	12:30-1:30
Game Time	6:05 PM	6:35 PM	7:05 PM
Squirrels BP	3:00-3:45	3:30-4:15	4:00-4:45
Visitors BP	3:45-4:30	4:15-5:00	4:45-5:30
Squirrels Infield	4:30-4:45	5:00-5:15	5:30-5:45
Visitors Infield	4:45-5:00	5:15-5:30	5:45-6:00
Grounds Crew	5:00-6:00	5:30-6:30	6:00-7:00



Richmond Flying Squirrels



MEDICAL GLOSSARY

Abscess: an infection, which produces pus; can be result of blister, callus, penetrating wound or laceration.

Anterior Cruciate Ligament (ACL): a primary stabilizing ligament within the center of the knee joint that prevents hyperextension and excessive rotation of the joint. A complete tear of the ACL necessitating reconstruction could require up to 12 months of rehabilitation.

Anti-Inflammatory: any agent, which prevents inflammation, such as aspirin or ibuprofen.

Angiogram: a film demonstrating arteries after injection of dye.

Arthrogram: x-ray technique for joints using air and/or dye injected into the affected area; useful in diagnosing meniscus tears of the knee and rotator cuff.

Arthroscope: an instrument used to visualize the interior of a joint cavity.

Arthroscopy: a surgical examination of the internal structures of a joint by means of viewing through an Arthroscope. An arthroscopic procedure can be used to remove or repair damaged tissue or as a diagnostic procedure in order to inspect the extent of any damage or confirm a diagnosis.

Atrophy: to shrivel or shrink from disuse, as in muscular atrophy.

Baker's Cyst: localized swelling of a bursa sac in the posterior knee as a result of fluid that has escaped from the knee capsule. A Baker's cyst indicates that there is trauma inside the knee joint that leads to excessive fluid production.

Bone Scan: an imaging procedure in which a radioactive-labeled substance is injected into the body to determine the status of a bone injury. If the bone at the injury sight takes up the radioactive substance, the injury will show a "hot spot" on the scan image. The bone scan is particularly useful in the diagnosis of stress fractures.

Bursa: a fluid-filled sac that is located in areas where friction is likely to occur; then minimizes the friction; for example between a tendon and a bone.

Capsule: an enclosing structure, which surrounds the joint and contains ligaments, which stabilize that joint.

CAT Scan: use of a computer to produce a cross sectional view of the anatomical part being investigated from x-ray data.

Cellulitis: inflammation of cellular of connective tissue

Cervical Vertebrae: group of seven vertebrae located in the neck.

Collateral Ligament: on either side of and acting as a radius of movement, a hinge joint, as of the elbow, knee and wrist.

Concussion: jarring injury of the brain resulting in dysfunction. It can be graded as mild, moderate or severe depending on loss of consciousness, amnesia and loss of equilibrium.

Contusion: an injury to a muscle and tissues caused by a blow from a blunt object

Degenerative Joint Disease: changes in the joint surfaces as a result of repetitive trauma.

Deltoide Ligament: ligament that connects the tibia to bones of the medial aspect of the foot and is primarily responsible for stability of the ankle on the medial side. Is sprained less frequently than other ankle ligaments.

Deltoide Muscle: muscles at the top of the arm, just below the shoulder, responsible for shoulder motions to the front, side and back.

Disc, Intervertebral: a flat, rounded plate between each of vertebrae of the spine. The disc consists of a

thick fiber ring, which surrounds a soft-gel like interior. It functions as a cushion and shock absorber for the spinal column.

Dislocation: complete displacement of joint surfaces

Ecchymosis: bleeding into the surface tissue below the skin, resulting in a "black and blue" effect.

Effusion: accumulation of fluid in various spaces in the body. Commonly, the knee has an effusion after an injury.

Electromyogram (EMG): test to determine nerve function

Epicondylitis: inflammation in the elbow due to overuse

Fracture: breach in continuity of bone. Types of fractures include simple, compound, comminuted, greenstick, incomplete, impacted, longitudinal, oblique, stress or transverse.

Grade One Injury: a mild injury in which ligament, tendon, or other musculoskeletal tissue may have been stretched or confused, but not torn or otherwise disrupted.

Grade Two Injury: a moderate injury in which musculoskeletal tissue has been partially, but not totally torn which causes appreciable limitation in function of the injured tissue.

Grade Three Injury: a severe injury in which tissue has been significantly, and in some cases totally, torn or otherwise disrupted causing a virtual total loss of function.

Hematoma: tumor-like mass produced by an accumulation of coagulated blood in a cavity.

Inflammation: the body's natural response to injury in which the injury site might display various degrees of pain, swelling, heat, redness and/or loss of function.

Labrum: an edge, rim or lip-shaped structure found in the shoulder joint.

Ligament: band of fibrous tissue that connects bone to bone or bone to cartilage and supports and strengthens joints.

Magnetic Resonance Imaging (MRI): imaging procedure in which a radio frequency pulse causes certain electrical elements of the injured tissue to react to this pulse and through this process a computer display and permanent film establish a visual image. MRI does not require radiation and is very useful in the diagnosis of soft tissue, disc and meniscus injuries.

Meniscus: crescent shaped cartilage, usually pertaining to the knee joint; also known as "cartilage." There are two menisci in the knee, medial and lateral. These work to absorb weight within the knee and provide stability.

Metacarpals: five long bones of the hand running from the wrist to the fingers.

Metatarsals: five long bones of the foot, running from the ankle to the toes.

Patella Tendinitis: inflammation of the patellar ligament; also known as "jumpers knee."

Patellofemoral Joint: articulation of the kneecap and femur. Inflammation of this joint can occur through: 1) acute injury to the patella, 2) overuse from excessive running particularly if there is an associated knee weakness, 3) chronic wear and tear of the knee, 4) as a result of poor foot mechanics. Patellofemoral irritation can lead to chondromalacia, which in its most chronic condition, could require surgery.

Plica: fold of tissue in the joint capsule and a common result of knee injury.

Posterior Cruciate Ligament (PCL): a primary stabilizing ligament of the knee that provides significant

stability and prevents displacement of the tibia backward within the knee joint. A complete tear of this ligament necessitating reconstruction could require up to 12 months of rehabilitation.

Reconstruction: surgical rebuilding of a joint using natural, artificial or transplanted materials.

Rotator Cuff: comprised of four muscles in the shoulder area that can be irritated by overuse. The muscles are the supraspinatus (most commonly injured), infraspinatus, teres minor and subscapularis.

Rotator Cuff Impingement Syndrome: a microtrauma or overuse injury caused by stress, and the four stages are: 1) tendinitis with temporary thickening of the bursa and rotator cuff; 2) fiber dissociation in the tendon with permanent thickening of the bursa and scar formation; 3) a partial rotator cuff tear of more than one cm and 4) a complete tear of one cm or more.

Scapula: shoulder blade.

Sciatica: irritation of the sciatic nerve resulting in pain or tingling running down the inside of the leg.

Sciatic Nerve: major nerve that carries impulses for muscular action and sensations between the low back and thigh and lower leg; it is the longest nerve in the body.

Shin Splint: a catch-all syndrome describing pain in the shin that is not a fracture or tumor and cannot be defined otherwise.

Spondylolisthesis: forward displacement of one vertebrae over another below it due to a developmental defect in the vertebrae.

Sprain: injury resulting from a stretch or twist of the joint and causes various degrees of stretch or tear to the muscle or tendon tissue.

Strain: injury resulting from a pull or torsion to the muscle or tendon that causes various degrees of stretch or tear to the muscle or tendon tissue.

Stress Fracture: a hair-line type break in a bone caused by overuse.

Stress x-ray: a continual x-ray taken when a portion of the body is stressed to its maximum in order to determine joint stability. This is a test utilized in some ankle injuries.

Subluxation: partial dislocation of a joint. The term usually implies that the joint can return to its normal position without formal reduction.

Tarsals: a group of seven bones of the foot consisting of the calcaneus, talus, cuboid and three cuneiform bones.

Tendinitis: inflammation of the tendon and/or tendon sheath, caused by chronic overuse or sudden injury.

Tendon: tissue that connects muscle to bone.

Tomograph: a special type of x-ray apparatus that demonstrates an organ or tissue at a particular depth.

Transverse Process: small lateral projection off the right and left side of each vertebra that functions as an attachment site for muscles and ligaments of the spine.

Triangular Cartilage: a connective tissue characterized by its nonvascularity and firm consistency; located on the little finger side of the wrist.

Ulnar Nerve: nerve in the elbow commonly irritated by excessive throwing.

Wrist: the junction between the two forearm bones (radius and ulna) and the eight wrist bones (trapezium, capitate, hamate, pisiform, triquetrum, lunate and scaphoid).





GENERAL INFORMATION

FLYING SQUIRRELS MEDIA POLICIES

SEASON CREDENTIALS: Season credentials for the 2014 season will only be issued to legitimate news gathering organizations that cover the Flying Squirrels on a daily basis. The Flying Squirrels will contact media outlets on an individual basis regarding season-long credentials. Other media organizations that would like to request a season credential can do so by sending that request on company letterhead via fax (804-359-1373) or as an email attachment to Jon Laaser at jon.laaser@squirrelsbaseball.com.

DAILY CREDENTIALS: Daily credentials will be issued to those individuals or organizations who do not qualify for season credentials, including freelance writers and weekly and monthly publications. Daily credentials will also be issued to radio and TV stations when the need arises for extra pre/post-game personnel and to newspaper reporters providing extra coverage. The Flying Squirrels Media Relations Department should be notified at least 24 hours in advance of the game in which daily credentials are being requested. Requests should be made via email to Jon Laaser at jon.laaser@squirrelsbaseball.com. Once approved, credentials will be available for pickup at the media will call window.

CREDENTIAL PICKUP: The Flying Squirrels will notify those qualifying for season credentials on an individual basis prior to the season regarding pickup. Daily Credentials will only be available for pickup at the media will call window.

OTHER ACCEPTABLE CREDENTIALS: The Flying Squirrels will also honor credentials from the San Francisco Giants, National and American Leagues, the Baseball Writer's Association of America and Minor League Baseball.

PHOTOGRAPHERS: During games, photographers must work out of the photography wells adjacent to both dugouts. Special requests should be directed to Jon Laaser, Director of Broadcasting, or Jay Burnham, Manager of Media Relations, at least 24 hours in advance of game.

CLUBHOUSE POLICIES: In accordance with the regulations designated by the San Francisco Giants and Major League Baseball, both clubhouses will be open to credentialed media from 3 1/2 hours prior to game time until 45 minutes prior to game time. Following the game, clubhouses will be closed for a period of five minutes to allow the team ample time to return to the clubhouse. The clubhouse areas are also closed when the teams are on the field, unless previously approved by the Flying Squirrels Media Relations Department. There will be no clubhouse access during rain delays or between games of a doubleheader.

FIELD ACCESS: Credentialed media are permitted access to the field and dugout areas, but are not permitted to cross the foul lines under any circumstance. Media in violation of this policy are subject to credential revocation. Media must leave the field and dugout areas no later than 45 minutes prior to the game time.

PRESS BOX SPACE: The Flying Squirrels give preferred press box seating to those organizations that cover the team the most frequently. If your media organization needs special space requirements, please contact the Flying Squirrels Media Relations Department at least 24 hours prior to those dates.

PARKING: Media members holding season credentials are permitted to park their vehicles in the media parking area at The Diamond. Your credential will also serve as your parking pass to gain admittance to lot. Media is not permitted to park in ballpark tunnel (under The Diamond) at anytime.

INTERVIEW POLICY: The Flying Squirrels Media Relations Department will be glad to assist members of the media in procuring interviews with Flying Squirrels players and coaching staff members. Media members wishing to do an off-site interview or feature story should contact the Flying Squirrels no later than 48 hours prior to the scheduled interview time. Interview requests do not guarantee interview availability, as the Flying Squirrels respect the players and coaches wishes in all matters. No one will be permitted to interview starting pitchers prior to a game on the day of their start. No exceptions.

Media Relations Contacts

Jay Burnham, Manager of Media Relations
Office: (804) 359-3866 x308
Cell: (267) 994-0255
Email: jay.burnham@squirrelsbaseball.com

Kellye Ruckman, In-Game Entertainment
Office: (804) 359-3866 x315
Cell: (804) 402-1390
Email: kellye.ruckman@squirrelsbaseball.com

Local Media Contact Information

Television:

WWBT TV - 12 NBC - Matt Estreich.....	804.837.3223
WWBT TV - 12 NBC - Marc Davis	804.230.2613
WRIC TV - 8 ABC - Mitch Carr	804.339.6207
WTVR TV - 6 CBS - Lane Casadonte	804.254.3645
WTVR TV - 6 CBS - Shawn Robertson.....	804.254.3600

Radio:

Fox Sports Richmond - Aaron Trimmer	804.474.0180
ESPN Radio 950 AM - Mitchell Bradley	804.233.7666

Newspaper:

Richmond Times-Dispatch - John O'Connor.....	804.649.6233
--	--------------



Richmond Flying Squirrels



NOTES

