

# RICHMOND FLYING SQUIRRELS 2017 MEDIA GUIDE



Tyler Beede  
2016 Eastern League  
ERA Champion



Richmond Flying Squirrels 8th Season

Proud Double-A Affiliate of the 2010, 2012 & 2014  
World Champion San Francisco Giants



The cover of the Richmond Flying Squirrels 2017 Media & Information Guide was designed by Edwin Rodriguez & Jay Burnham.

The Richmond Flying Squirrels 2017 Media & Information Guide is a publication of the Richmond Flying Squirrels Media Relations Department.

This publication was researched and written by the Flying Squirrels Director of Broadcasting Jay Burnham, Broadcast Assistant Sam Ravech and Marketing Manager Edwin Rodriguez. Layout, design and editing by Jay Burnham and Edwin Rodriguez.

Photography credits for the 2017 Richmond Flying Squirrels Media & Information Guide: Real Life Studios, San Francisco Giants team photography, James Loving Edwin Rodriguez, and The Richmond Times-Dispatch.

Statistical information provided by Major League Baseball Advanced Media (MLBAM), 75 Ninth Avenue, 5th Floor, New York, NY 10011.

Special thanks to Missy Mikulecky, Baseball America Jason Dambach and Jon Laaser

Further information on the 2017 Richmond Flying Squirrels is available through the Flying Squirrels' Media Relations Department by calling (804) 359-3866 x308 or by visiting SquirrelsBaseball.com.

2017 Richmond Flying Squirrels

# 2017



## Media & Information Guide

### TABLE OF CONTENTS

<b>FLYING SQUIRRELS ORGANIZATION</b> .....	<b>2-7</b>
Flying Squirrels' Directory .....	2
Executive Biographies .....	3-5
Flying Squirrels' Broadcasters.....	6
Mascot Info.....	7
<b>2017 FLYING SQUIRRELS</b> .....	<b>8-57</b>
Field Staff Biographies .....	8-9
Player Profiles .....	10-57
<b>2016: IN REVIEW</b> .....	<b>58-70</b>
2016 Season Review.....	58-59
2016 Eastern League Standings.....	60
2016 Eastern League Awards .....	61
2016 Eastern League Team Statistics/Leaders.....	62-63
2016 Flying Squirrels' Team Statistics/Leaders.....	64-65
2016 Flying Squirrels' Day-By-Day Results.....	66-67
2016 Flying Squirrels' Assorted Statistics .....	68-69
2016 Flying Squirrels' Transactions.....	70
<b>HISTORY &amp; RECORDS</b> .....	<b>71-85</b>
Flying Squirrels Logo Guide.....	71
Flying Squirrels' Team Records.....	72-75
Flying Squirrels' Franchise Firsts/Career Leaders.....	76-81
Flying Squirrels' All-Time Roster .....	82
Boulevard to the Bay.....	83
Flying Squirrels' Postseason History .....	84-85
<b>EASTERN LEAGUE</b> .....	<b>86-98</b>
Eastern League Directory .....	86
Eastern League Mileage Chart/Umpires .....	87
Flying Squirrels' 2017 Opponents .....	88-98
<b>SAN FRANCISCO GIANTS</b> .....	<b>99-114</b>
Giants' Directory .....	99-114
Giants' Media Relations/40-Man Roster .....	100
Giants' 1st Round Draft Picks of the Decade .....	101
Giants' 2016 Draft Results.....	102
Giants' 2016 Organizational Review.....	103-104
Giants' Affiliates .....	105-114
<b>GENERAL INFORMATION</b> .....	<b>115-123</b>
The Diamond - Stadium Facts/Attendance.....	115-116
2017 Ticket Information/Pre-Game Schedule.....	117
Medical Glossary .....	118
Media Policies/Local Media Directory.....	119
Notes.....	120



## FLYING SQUIRRELS

**Richmond Flying Squirrels Baseball Club**

3001 N. Boulevard - Richmond, VA 23230  
Phone: (804) 359-3866 Fax: (804) 359-1373

Website: [www.squirrelsbaseball.com](http://www.squirrelsbaseball.com)

General Email: [info@squirrelsbaseball.com](mailto:info@squirrelsbaseball.com)



### OWNERSHIP

President & Managing General Partner.....	Lou DiBella
General Partner.....	Larry Botel
General Partner.....	Gary Green
General Partner.....	Harvey Ross
Member of the Chairman's Council.....	Brian Callaghan
Member of the Chairman's Council.....	DJ Baseball

### EXECUTIVE

Chief Executive .....	Chuck Domino
Vice President/Chief Operating Officer/General Manager.....	Todd "Parney" Parnell

### COMMUNICATIONS

Director of Marketing, Media and Broadcasting .....	Jay Burnham
Social Media and Marketing Manager .....	Edwin Rodriguez
Radio Broadcaster.....	Sam Ravech

### CORPORATE SALES

Director of Business Development .....	Marty Steele
Assistant Director of Corporate Sales .....	Erin McDonald
Corporate Sales Executive .....	Michael Caddell

### TICKETS

Assistant General Manager of Sales.....	Brendon Porter
Director of Ticket Sales.....	Patrick Flower
Director of Group Sales.....	Camp Peery
Assistant Director of Group Sales .....	Chris Walker
Group Sales Executive.....	Garrett Erwin
Group Sales Executive.....	Caroline Phipps
Suite Coordinators.....	Sam Mireles

### FINANCE

Controller .....	Faith Casey
Assistant Controller .....	Debbie Srock

### FOOD & BEVERAGE/MERCHANDISE

Assistant General Manager of Operations .....	Ben Rothrock
Director of Food & Beverage .....	Josh Barban
Food & Beverage Manager .....	Malcolm Mountcastle
Gameday Personnel Coordinator .....	Stacey Shippey

### IN-GAME ENTERTAINMENT/COMMUNITY RELATIONS

Director of In-Game Entertainment/Promotions.....	Anthony Oppermann
Director of Community Relations.....	Megan Angstadt
Community Relations and Mascot Coordinator.....	Matt Wease

### STADIUM OPERATIONS

Stadium Operations .....	Evan Smith
--------------------------	------------

### FIELD OPERATIONS

Director of Field Operations .....	Steve Ruckman
Assistant Groundskeeper .....	Keith Salmon



## DIBELLA

### Lou DiBella President & Managing General Partner



Lou DiBella currently serves as President & Managing General Partner of the Richmond Flying Squirrels, overseeing all aspects of the Flying Squirrels operations in Richmond over the past seven years. That has included the creation of the Flying Squirrels' current ownership group, and formalizing the franchise's move to Richmond from Norwich, CT. Prior to the relocation of the franchise, DiBella served as President & Managing Partner of the Connecticut Defenders and the Norwich Navigators that preceded them. In that role, which he held from 2005-09, he fostered the relationship that continues presently between the Flying Squirrels and the San Francisco Giants.

Although he led baseball's return to Richmond, DiBella's name continues to be synonymous with world championship boxing. He enjoyed an outstanding 11-year run at HBO Sports, where he was the backbone of the division that vaulted HBO Boxing to signature programming status. HBO Pay Per View flourished under his leadership, televising many of the biggest prizefights in the history of the sport. DiBella recruited and signed a bevy of boxing stars for HBO, including such champions as Oscar De La Hoya, Roy Jones Jr., and Lennox Lewis. He also revolutionized the sport as creator of the critically acclaimed "Boxing After Dark" television series, providing underexposed fighters the opportunity to advance their careers on a national stage.


In May of 2000, he launched DiBella Entertainment (DBE), a full-service sports and entertainment company. DBE continues to be one of the most successful companies in boxing. DiBella has been lauded in the boxing community for fighting the contractual exploitation of boxers by promoters. DBE adheres to the following mission: to create a business model that shifts the balance of power from promoters to boxers; and establish a legacy of matchmaking excellence, both in an effort to improve the health of the boxing industry. Past and present boxers represented by DiBella

Entertainment include current WBC Middleweight champion Sergio Gabriel Martinez, former middleweight world champions Jermain Taylor and Bernard Hopkins, former junior welterweight titleist Paulie Malignaggi, and WBC Welterweight champion Andre Berto.

In January 2005, DBE launched DBE Productions. Through that outlet in 2007, DBE Productions produced the documentary, "Magic Man," which depicted the life of Paulie Malignaggi and his rise in the world of boxing. In 2006, DiBella made his acting debut, depicting himself as a boxing promoter in *Rocky Balboa*. In 2008, he added the credit of Executive Producer to his list of accomplishments with the 2009 film *Love Ranch*, starring Academy Award winners Helen Mirren and Joe Pesci. In 2010, he was credited as Associate Producer of the critically acclaimed film *The Fighter*, starring Mark Wahlberg and Christian Bale. The film centers around the early life of "Irish" Micky Ward, who cemented his legacy with three legendary fights against Arturo Gatti, while a fighter with DBE.

DiBella was born and raised in Brooklyn, New York, and attended Manhattan's prestigious Regis High School. He was a summa cum laude graduate of Tufts University, where he was elected to Phi Beta Kappa. A 1985 graduate of Harvard Law School,

DiBella spent four years as an attorney with the prestigious law firm Sullivan & Cromwell. A tireless advocate of boxing reform, DiBella has been a leader in the movement for federal regulation, uniform health and safety standards and a national boxing commission. He has lectured extensively on these subjects and has testified before Congress and numerous state and local bodies. In 1999, DiBella received the Thurman Munson Corporate Hero Award from the Association for the Help of Retarded Children for both his achievements at HBO and his charitable activities. Numerous civic organizations and retired boxer's associations have honored him, including Ring 8, Ring 34 and Latinos in Sports. DiBella resides in Huntington Bay, New York.





# DOMINO

## Chuck Domino Chief Executive

A 35-year veteran of the baseball business, Chuck Domino is currently the Chief Executive Manager of the Richmond Flying Squirrels. He also has consulting agreements with other minor league franchises. Domino's efforts have been greatly recognized with his 2010 induction into the Reading Baseball Hall of Fame. Following the 2010 season, Domino was also honored as the Eastern League's Executive of the Year; an award he had previously won four times while with the R-Phils. During their inaugural season in 2010, Domino led the Flying Squirrels to the overall and average attendance crowns in the Eastern League. The Squirrels regained their average attendance crown in 2013. The Lehigh Valley IronPigs claimed three consecutive overall minor league attendance titles under Domino's guidance (2010-2012).

**2016:** Continued to spearhead the transformation of The Diamond with additional fan amenities such as the Bullpen Bar. **2015:** Led the Squirrels to the Eastern League overall and average attendance titles for second consecutive season. **2014:** Led the Squirrels to the Eastern League overall and average attendance titles. **2013:** Led the Squirrels to their second Eastern League average attendance title. **2012:** Led Lehigh Valley to their third consecutive overall minor league baseball attendance title ... Guided Richmond to their second overall Eastern League attendance crown in three years. **2010:** Was named Eastern League Executive of the Year ... Led Richmond to overall and average attendance crown in EL ... Was inducted into the Reading (PA) Baseball Hall of Fame. **2008:** Was inducted into the Berks County Business Hall of Fame by Junior Achievement in March ... R-Phils led the Eastern League in overall and average attendance (436,789/6,423). Oversaw the inaugural season for the IronPigs ... Lehigh Valley finished 5th in the International League in overall and average attendance (602,033/8,479). **2007:** R-Phils led the Eastern League in overall and average attendance (466,385/6,663) ... FirstEnergy Stadium became the first ballpark that has never been home to a Triple-A franchise to welcome it's 10 millionth fan all-time ... The R-Phils became the first E.L. team to draw better than 450,000 fans in eight consecutive seasons ... Presented "Champion of Youth Award" by the Olivet Boys and Girls Club ... R-Phils were nominated for the Larry MacPhail Award given to the top promoter in the Minors. **2006:** Named Eastern League Executive of the Year for the 4th time ... Led E.L. in overall and average attendance (460,216/6,669) ... The R-Phils became the first E.L. team to draw better than 450,000 fans in seven consecutive seasons ... Honored with the Extra Innings Award, presented at the Minor League Baseball Promotional Seminar to the team that demonstrates excellence in community service, for the opening of Gordon Hoodak Stadium at Lauer's Park. Franchise nominated for the Larry MacPhail Award given to the top promoter in the Minors ... Named President of both the Reading Phillies (AA) and the Lehigh Valley IronPigs (AAA). **2005:** Led the Eastern League in attendance at 468,105 fans ... The city of Reading became the first E.L. city to surpass the 9-million mark in total attendance (5.9 million fans have come under Domino's watch) ... Broke ground on Gordon Hoodak Stadium at Lauer's Park. An \$850,000 downtown youth stadium built by Baseballtown Charities on the grounds of Lauer's Park Elementary School. The school is named for the former stadium which housed several professional teams from 1907-1941. The likes of Babe Ruth, "Shoeless" Joe Jackson and others have played on site. **2004:** Led the R-Phils to an Eastern League best and franchise record 7,138 fans per game ... Inducted into the Berks County Chapter of the Pennsylvania Sports Hall of Fame ... Recipient of Boy Scouts "Spirit of Scouting" Award. **2003:** Named Minor League Baseball Executive of the Year by Baseball America ... Guided the Reading Phillies franchise to the John H. Johnson President's Trophy. The President's Trophy is the highest honor presented by Minor League Baseball to one organization each year. The winner of the trophy is selected based on franchise stability, contributions to league stability, contributions to baseball in the community and promotion of the baseball industry ... Named Community Leader of the Year by the Arthritis Foundation. **2002:** Guided Reading to a franchise record attendance of 486,570 fans. **2001:** Named "Small Business of the Year" by the Berks County Chamber of Commerce. **2000:** Led Reading Phillies to their second Bob Freitas Award, presented by Baseball America given annually to the best operation at each of Minor League Baseball's four classifications ... Made Reading the first two time recipient of the award, having also won in 1991 ... Also named by Baseball America as the Bob Freitas Award recipients for the decade of the '90's ... Named "Executive of the Year" by the Middle Atlantic Major League Baseball Scouts Association. **1999:** Earned club's second Larry MacPhail Promotional Trophy presented annually to the top promoter in Minor League Baseball. **1998:** Named Minor League Baseball Executive of the Year by The Sporting News. **1997:** Eastern League Executive of the Year. **1995:** Named the General Manager you would want to run your franchise by Baseball America in an article titled "Building the Perfect Beast" **1994:** Recipients of the Larry MacPhail Promotional Trophy. **1991:** Recipients of the Bob Freitas Award by Baseball America given annually to the best operation at each of Minor League Baseball's four classifications. **1989:** Eastern League Executive of the year ... The Sporting News Class-AA Executive of the Year. **1988:** Eastern League Executive of the year. **1987:** Hired as Reading Phillies General Manager. **1986:** Pioneer League Executive of the year while serving as General Manager of the Idaho Falls Braves. **Personal/Misc.:** Born in Pittsburgh, PA October 22, 1959 ... 1978 graduate of Mt. Lebanon High School where he played baseball ... 1982 graduate of St. Thomas University (formerly Biscayne College) with a degree in Sports Administration ... Resides in Richmond, VA ... Also serves as President of Baseballtown Charities, the 501(c)(3) charitable arm of the Reading Phillies.



Chuck Domino & Todd "Parney" Parnell



## PARNEY

### Todd "Parney" Parnell Vice President/COO/GM

Todd "Parney" Parnell serves as the Vice President and Chief Operating Officer for the Richmond Flying Squirrels. In that role, he oversees all aspects of the Flying Squirrels' day-to-day operations in Richmond.

Thanks to Parney's continued passion and dedication to the Richmond region, the Flying Squirrels brand has become synonymous with community involvement. Under Parney's tutelage, the Squirrels were nominated for the 2016 John Henry Moss Community Service Award. It was the third time the Squirrels have been recognized as the award nominee. In their sixth season in Richmond, (2015) the Squirrels once again led the Eastern League in both overall and average attendance. It was the fourth time the Squirrels topped the overall and average attendance marks.

Parney is one of the most recognizable names and faces in Minor League Baseball. He was awarded his second Eastern League Executive of the Year Award, following the 2013 season. He had previously been honored in 2004 while the General Manager of the Altoona Curve. It marked the second EL Award for the Squirrels' front office (Chuck Domino - 2010).

After leading the Flying Squirrels to the 2010 Eastern League attendance title, "Parney" and the Squirrels saw an increase in average attendance during the 2011 regular season and were easily the top-draw during the 2011 EL postseason. For his efforts, and due to the team's success on the field and off, "Parney" was honored by *Baseball America* following the season with their top minor league award. He was named 2011 *Baseball America* Minor League Executive of the Year. The Flying Squirrels now boast the distinction of having two recipients of the award in their front office, as Chuck Domino was also recognized with the award in 2003 while with the Reading Phillies. Parney followed up his award-winning season by guiding the franchise to their second overall Eastern League attendance crown in 2012.

With his leadership, the franchise completed a 1.5 million dollar renovation of The Diamond, where they opened Eastern League play in 2010. During their inaugural season, the club quickly established itself as a leader in the community, while smashing corporate and ticket sales expectations. With "Parney" at the helm, the Flying Squirrels led the Eastern League in both overall and average attendance, welcoming 463,842 (6,626) fans to The Diamond. Through innovative marketing and branding initiatives, the club posted record-breaking merchandise sales, and was awarded Logo of the Year for 2010 by *Ballpark Digest*.

Upon the completion of their inaugural season, the franchise was recognized as the Richmond Business of the Year by the Greater Richmond Chamber of Commerce (GRCC). "Parney" also currently serves the Richmond Chapter of the Cal Ripken Sr. Foundation Board of Trustees, as well as the Richmond Police Athletic League Board of Directors. Due to his flamboyant nature and wealth of experience in professional sports, "Parney" has also become one of the most popular speakers and guest lecturers in the region.

Prior to joining the effort to return baseball to Richmond, "Parney" served as the President of the Greenberg Sports Group (GSG), which provides management, consulting and marketing services to the sports industry across the country. GSG also manages the overall operations of Minor League Baseball's State College (PA) Spikes (Short-A/New York-Penn League) and Myrtle Beach (SC) Pelicans (A/Carolina League). "Parney" held the title of President for both franchises.



2014 marked Parnell's landmark 25th season in minor league baseball. In addition to his roles with both the State College and Myrtle Beach franchises, he spent seven seasons (2002-08) as the General Manager of the Double-A Eastern League's Altoona Curve, a position he relinquished in December, 2008, after the sale of the franchise from Curve Baseball LP to the family of Robert F. Lozinak.

During his time as the Curve's General Manager, the club set numerous single-game and season attendance records, continually re-invested private money into capital improvement projects at Blair County Ballpark, and helped the franchise gain national stature as one of the most creative and innovative teams in professional sports. The Curve won the prestigious Larry MacPhail Promotional Award in 2004, the 2006 *Baseball America* Freitas Award as the top Double-A franchise and added the highest honor bestowed annually upon a Minor League Baseball club, the John H. Johnson President's Trophy, in 2006. Altoona became only the 11th franchise to receive all three major awards, and was the first team to accomplish the feat in less than three years.

Prior to joining the Curve, the North Carolina native was the Vice President and GM of the Single-A Kannapolis (NC) Intimidators (formerly the Piedmont Boll Weevils) in the South Atlantic League from 1997 to 2001. During his tenure in Kannapolis, the club set attendance records (either overall or average) in each of his first four seasons and made the playoffs in 1998 and 2000. For his efforts, Parnell was named the 1999 South Atlantic League General Manager of the Year.

## FLYING SQUIRRELS ON THE AIR

The 2017 season of Flying Squirrels baseball can be heard locally on the flagship radio station for Flying Squirrels Baseball, Fox Sports 910 Richmond. Broadcasts will begin one half-hour before scheduled first pitch with "The Flying Squirrels Pregame Warmup." Flying Squirrels game broadcasts will also be heard worldwide online at [Foxsportsrichmond.iheart.com](http://Foxsportsrichmond.iheart.com) and on the iHeart Radio app. Fox Sports 910 Richmond is the home to Wes McElroy and Dan Patrick in the mornings and Rich Eisen and Colin Cowherd in the afternoons.



# BURNHAM



**Jay Burnham**  
Director of Broadcasting

Jay Burnham, 35, enters his fifth season in the Squirrels' broadcast booth and his 15th in Minor League Baseball. Prior to Richmond, he spent three seasons as Director of Broadcasting for the Trenton Thunder (Double-A New York Yankees). Burnham's 14 seasons in the game include stints with the Hagerstown Suns (A, San Francisco Giants), Pensacola Pelicans (Independent), Asheville Tourists (A-Colorado Rockies) and Thunder. A native of Shelburne Falls, MA, Burnham was the recipient of the prestigious 2011 Minor League Broadcaster of the Year award issued by Ballpark Digest, a renowned industry publication. This past season he was also recognized by Baseball America as the "Minor's Best Broadcasting Prospect".

The Elon University graduate has called play-by-play for over 1,500 professional baseball games, including two All-Star contests, in over 35 different stadiums throughout his career. Outside of baseball, Burnham has also joined VCU athletics, lending his distinctive voice for play-by-play on men's and women's basketball radio and television broadcasts. He also broadcasts in a freelance capacity for William & Mary football as well as Longwood University Men's Basketball and Dartmouth College Men's Basketball. A craft beer aficionado, Burnham currently resides in the North Side with his wife Cheyenne and two dogs Brooks and Addie.

# RAVECH



**Sam Ravech**  
Radio/TV Broadcaster

Sam Ravech enters his first year with the Flying Squirrels and his first as a professional broadcaster. The Connecticut native graduated from Pepperdine University with a bachelor's degree in broadcast journalism and media production. Ravech was the lead play-by-play broadcaster for Pepperdine basketball and baseball all four years of college. Ravech also joined his father, Karl Ravech, and John Kruk in the broadcast booth for parts of the Little League World Series coverage on ESPN. When Sam isn't in the broadcast booth you can find him playing his guitar and listening to country music.




## MASCOTS

### Directors of Funn

Since making a grand entrance into Richmond as the face of the Flying Squirrels in Feb. 2010, Nutzy has become one of the most recognizable figures in the region. Nutzy participates in countless community events, and visits hundreds of schools each year. The rigors of his schedule were nearly too much, even for the superhero squirrel, leading to the arrival of his partner Nutasha. The Flying Squirrels introduced Nutasha on Opening Day in 2016 and she became an instant star. The name Nutasha was selected through a "Name the Mascot" contest in conjunction with the Richmond Times-Dispatch in March of 2016. The name Nutasha was chosen out of hundreds of name suggestions for the newest member of the Squirrels family. Nutasha quickly gained notoriety and the duo have teamed up to cover hundreds of community appearances, events and outings across the region.

Flying Squirrels fans have enjoyed a variety of mascots since the team's inception in 2010. In addition to Nutzy and Nutasha, Parker the Rally Pig, Zinger the Acorn, Flingo the Flamingo, the Molly Maid Dancing Drag Queens, the Racing Peanuts, Victor the Villain and Captain RRRVA have joined in on the funn over the years.

Before the start of the 2016 season, Parker the Rally Pig, along with Zinger, Victor the Viking and Captain RRRVA announced their retirement. Parker purchased an estate in Chester, VA, while Zinger the Acorn decided to join him and plant some roots on the same property. These retirements opened the door for the new star Nutasha to shine, along with the main character Nutzy.



Parker the Rally Pig - Retired 2016

# 2017 FLYING SQUIRRELS

Organization

2017 Flying Squirrels

2016: In Review

History & Records

Eastern League

SF Giants

General Info



## Manager Kyle Haines

Years with Giants Staff:  
Professional Experience:

2 Seasons  
12 Seasons  
3 as Manager

Flying Squirrels Debut:  
Resides:  
Acquired:

April 6, 2017  
Louisville, Ill.  
Signed by Giants 2015



Haines, 34, is the youngest skipper ever to lead the Squirrels franchise and succeeds 2016 manager Miguel Ojeda. Haines spent the previous two seasons as the manager of the Class-A Short-Season Salem-Keizer Volcanoes in the Northwest League. The Louisville, Ill., native piloted the Volcanoes to a 39-37 record in his first season in 2015 and a 32-42 record last year. He became the first former Volcanoes player to manage the club, having started his career with Salem-Keizer in 2004 as an infielder.

During his Giants minor league career, Haines played alongside the likes of Tim Lincecum, Sergio Romo, Pablo Sandoval, Jonathan Sanchez and Travis Ishikawa. The infielder was a member of four championship teams in the minor leagues (2004 Arizona Rookie League Giants, 2005 San Jose Giants, 2007 San Jose Giants, 2009 Akron Aeros). Haines notched the go-ahead RBI single in Game 5 of the 2007 California League Championship series for San Jose. In 2008, Haines enjoyed his best statistical season and made the All-Star Game in the Double-A Eastern League as a shortstop with the Connecticut Defenders.

Haines' older brother, Andy, was also a manager in affiliated baseball with the Marlins organization and currently works as the Minor League Hitting Coordinator for the Chicago Cubs. Kyle is the youngest of three siblings and attended Eastern Illinois University. He began his managing career immediately after his playing career ended, guiding the Frontier League (IND) Grays in 2014.



## Pitching Coach Steve Kline

Years with Giants Staff:  
Professional Experience:

10 Seasons  
19 Seasons  
8 as Coach/Coordinator

Flying Squirrels Debut:  
Resides:  
Acquired:

April 9th, 2015  
Winfield, PA  
Signed by Giants (2009)



Kline returns to the Squirrels for a third season as pitching coach after guiding the club to a top-two finish in team ERA during his first two seasons. Kline's pitching staff turned in a franchise-best 3.12 ERA (1st in EL) in 2015 and a 3.48 ERA last year (2nd in EL). Under Kline's tutelage, Giants top pitching prospect Tyler Beede led the Eastern League in ERA last year (2.81), while also finishing second in the league in strikeouts (135). A total of seven pitchers on Kline's staff in 2016 concluded the year with Major League experience. Over his first two years with Richmond, Kline has helped develop a variety of Major League-caliber pitchers, including Josh Osich, Derek Law, Joe Biagini and Adalberto Mejia.

Kline joined the Squirrels in 2015 after spending the previous six seasons in the same roll with the Augusta GreenJackets. Kline finished off his long and established Major League career as a lefty reliever with the Giants in 2007. He appeared in 796 MLB games during his 11 year-career that began with the Cleveland Indians in 1997. Shortly after making his MLB debut, Kline was traded at the deadline by Cleveland to the Montreal Expos for Jeff Juden. The southpaw pitched parts of four seasons with Montreal, appearing in 269 games for the expos.

The 44 year-old Pennsylvania native was an 8th round selection by Cleveland in the 1993 draft out of the University of West Virginia. He set the single-season record for appearances (89) in 2001 while with the St. Louis Cardinals and led the National League in appearances three consecutive seasons (1999-2001). He helped guide the Cardinals to three playoff appearances and one World Series appearance (2004).

*Richmond Flying Squirrels*



## Hitting Coach **Lipso Nava**

<b>Years with Giants:</b>	<b>9 Seasons</b>
<b>Professional Experience:</b>	<b>25 Seasons</b>
<b>Flying Squirrels Debut:</b>	<b>9 as Manager/Coach</b>
<b>Resides:</b>	<b>April 6, 2017</b>
<b>Acquired:</b>	<b>Maracaibo, Venezuela</b>
	<b>Signed by Giants (2008)</b>



Nava enters his first season with the Squirrels and returns the role of hitting coach after spending last season as the manager of the San Jose Giants. The Venezuelan led the SJ Giants to a 68-72 record and a wild-card berth in the California League playoffs last year. Prior to 2016, Nava held the role of hitting coach for three seasons (2013-2015). He also served as San Jose's acting manager during the final month of the 2015 season, leading the Giants to the North Division championship. Nava is in his 10th year with the San Francisco Giants organization and seventh season as a hitting coach.

Nava will be reunited with his former pitching coach Steve Kline, as the pair spent several seasons together with the Augusta Greenjackets (Single-A affiliate). Nava managed the Greenjackets from 2011-2012 and piloted the 2011 Augusta team to the second half South Division title and reached the playoffs. His two-year managerial record was 139-138 (.502). He also served three years as the Greenjackets hitting coach from 2008-2010 and worked with a number of former Squirrels players including Charlie Culberson, Johnny Monell and Jackson Williams.

Nava played 16 seasons of professional baseball from 1990-2006, including stints in the Seattle Mariners (1990-94), Boston Red Sox (1995) and Chicago Cubs (1997) organizations. The former infielder advanced as high as Triple-A. Nava also played professionally in the Mexican League and independent Texas-Louisiana and Atlantic Leagues before retiring at the end of the 2006 season. He collected 303 hits, including 250 doubles and 110 home runs during his professional career across all levels. Nava was originally a 14th round selection of the Mariners in the 1990 draft out




## Athletic Trainer **Garrett Havig**

<b>Years with Giants:</b>	<b>7 Seasons</b>
<b>Professional Experience:</b>	<b>7 Seasons</b>
<b>Flying Squirrels Debut:</b>	<b>April 6, 2017</b>
<b>Resides:</b>	<b>Laramie, WY</b>
<b>Acquired:</b>	<b>Signed by Giants (2010)</b>



Garrett joins the Flying Squirrels having spent the past seven seasons within the Giants organization (AZL 2010, Salem-Kiezer 2011), Augusta 2012-2013 and San Jose 2014-2016). He received a bachelor's degree in Kinesiology and Health Promotion-Athletic Training from the University of Wyoming in 2008 and a master's degree in Exercise and Sport Science from the University of Utah in 2010.



## S&C Coach **Andy King**

<b>Years with Giants:</b>	<b>3 Seasons</b>
<b>Professional Experience:</b>	<b>3 Seasons</b>
<b>Flying Squirrels Debut:</b>	<b>April, 6 2017</b>
<b>Resides:</b>	<b>Saint Paul, MN</b>
<b>Acquired:</b>	<b>Signed by Giants (2014)</b>



King begins his fourth season with the Giants' organization and first with Richmond. He spent one season (2016) with the San Jose Giants, and two seasons (2014-2015) with the Salem-Keizer Volcanoes. King previously spent a year and a half as the Athletic Performance Graduate Assistant at the University of Wisconsin-River Falls. King earned his B.A. in Exercise and Sports Science with a concentration in Physical Therapy from Hamline University in 2012, and an M.S. in Kinesiology from the University of Central Missouri in 2015. King holds his RSCC and CSCS certifications from the NSCA.

# 2017 FLYING SQUIRRELS



## RHP Martin Agosta

Height/Weight: 6-2/180  
Bats/Throws: Right/Right  
Born: April 7, 1991 in Sacramento, CA  
Resides: Sacramento, CA  
Acquired: Selected by the Giants in the 2nd Round  
2012 MLB June Draft



### HIGHEST LEVEL OF ACHIEVEMENT TRIPLE-A

#### ---THE AGOSTA FILE---

Flying Squirrels Debut:

N/A

Last Team:

San Jose Giants

#### Career Highs

IP (S):.....8.0, 7/9/15 @ BAK  
IP (R):.....3.0 (x2) last, 5/6/15 vs LE  
H:.....14, 5/29/15 vs HD  
BB:.....6, 8/18/14 vs STK  
SO:.....10 (x2), Last, 6/17/13 vs.LEX

#### FUNN FACT:

Agosta was bumped up to Triple-A Sacramento early in the 2016 season. The righty made his Pacific Coast League debut on 4/21 at home against Lehigh Valley. In that outing he relieved eventual MLB pitcher Alberto Suarez. Agosta went just 1/3 of an inning and walked three batters before being removed for veteran hurler Vin Mazzaro.

### 2016

Began season with the San Jose Giants (A+).... Made four relief appearances with San Jose prior to getting bumped up to Triple-A Sacramento ... Made his Triple-A debut on 4/21 and appeared in four games out of the bullpen for the River Cats.... Was reassigned to San Jose on 5/11 and inserted into the rotation... made first start of season on 5/11 @ Bakersfield and tossed four scoreless innings in no decision... Made six starts overall before being shutdown for the season after 6/11 start due to injury

### 2015

Began season in the bullpen before moving primarily into the starting rotation on 5/15 ... Pitched to a 2.92 ERA after the All-Star break ... 125 strikeouts in 106.0 IP ... CAL League Pitcher of the Week from 6/15-6/22 ... Lost first game of the Championship Series against Rancho Cucamonga.

### 2014

Made California League debut on 4/11 ... Made seven starts with San Jose (A+) before being sent back to the AZL Giants ... Started four games in the AZL before being returned to San Jose on 7/30 ... Managed to last at least 5.0 innings in four (4) of his 11 California League starts.

### 2013

Spent his first full professional season with Low-A Augusta ... Compiled a team-leading 2.06 ERA over 91.2 IP, holding opponents to a .180 AVG ... Struck out six (6) or more batters in 11 of 18 starts ... Compiled double-digit (10) strikeouts in a pair of outings (5/6, 6/7) ... Posted a 7-2 first half record with a 1.97 ERA, compared to 2-1, 2.35 following the break ... Was named a SAL Southern Division Mid-Season All Star ... Was SAL Pitcher of the Week for week ending 6/10 ... Rated the #15 prospect in organization according to Baseball America entering the 2013 season ... Rated as the #21 prospect entering 2014 ... Dealt with blister and dead-arm issues.

### PERSONAL & MISCELLANEOUS

Middle name (Lennon) is in honor of John Lennon, as parents are big Beatles fans ... Graduated from Jesuit High School (CA), where he played with former Giants' prospect Andrew Susac ... Helped lead team to Delta River League and Sac-Joquin Division I Sectional Championships ... Named to All-Delta River League team ... Attended St. Mary's College of California ... Named to All-West Coast Conference First Team as a sophomore and junior ... Was drafted by the Giants in the 2nd round of the 2012 draft, after his junior year.

### AGOSTA'S CAREER PITCHING STATISTICS

Year	Team	League	ORG	W	L	PCT	ERA	G	GS	CG	SHO	SV	SVO	IP	H	R	ER	HR	HB	BB	SO	WP	AVG
2012	AZL	AZL	SF	0	0	0	4.22	5	5	0	0	0	0	10.2	8	5	5	0	2	9	19	2	.205
2013	Augusta	SAL	SF	9	3	.750	2.06	18	18	4	0	0	0	91.2	57	24	21	4	7	43	109	10	.180
2014	AZL	AZL	SF	1	0	1.000	4.50	4	4	0	0	0	0	14.0	16	8	7	0	0	2	19	1	.286
2014	San Jose	CAL	SF	3	3	.500	9.23	11	11	0	0	0	0	39.0	51	42	40	5	1	34	25	2	.325
2015	San Jose	CAL	SF	5	9	.357	4.25	26	16	0	0	0	0	106.0	111	54	50	15	4	26	125	4	.269
2016	Sacramento	PCL	SF	0	1	.000	3.86	4	0	0	0	0	0	2.1	3	1	1	0	0	6	4	2	.300
2016	San Jose	CAL	SF	3	1	.750	3.18	10	6	0	0	0	0	39.2	28	14	14	4	5	9	25	2	.201
	Minor League Totals			21	17	.553	4.09	78	60	0	0	0	0	303.1	274	148	138	28	19	129	326	23	.242

# 2017 FLYING SQUIRRELS



## RHP Carlos Alvarado

Height/Weight: 6-4/175  
 Bats/Throws: Right/Right  
 Born: October 22 1989 in Central Tacarigua, VZ  
 Resides: Valencia, VZ  
 Acquired: Signed by the Giants as a  
 Minor League Free Agent May 18, 2012



### HIGHEST LEVEL OF ACHIEVEMENT: DOUBLE-A

#### ---THE ALVARADO FILE---

##### Flying Squirrels Debut:

7/30/14 vs. HAR

##### Last Team:

Richmond Flying Squirrels

### Career Highs

IP (S):.....6 (4x), Last, 7/17/11 vs DSL TIG  
 IP (R):.....5.1, 8/2/12 vs DSL PHI  
 H:.....9 (2x), Last, 8/03/11 vs VSL DET  
 BB:.....5, 5/27/09 vs VSL DET  
 SO:.....8(2x), Last, 7/21/11 vs VSL TB

### FUNN FACT:

Alvarado made his Double-A debut in 2014 as a long reliever. Knee injuries limited him in 2015 and 2016. He resurfaced with Richmond at the tail end of last year and came out throwing heat. Fully healthy for the first time in a while, Alvarado displayed a mid-90's fastball with a put-away slider.

## 2016

Pitched just 2.1 shutout innings in two games for Salem-Keizer (SS) to start the year before getting assigned to Augusta (A) on 6/24... Did not give up an earned run in 9.2 innings... Promoted to Richmond (AA) on 7/23 and tossed 19.1 innings gave up six earned runs for an ERA of 2.79.

## 2015

Spent the year with Augusta (A)... Made four trips to the 7-day disabled list... Had an up and down year giving up 10 earned runs and walking 12 while tossing 24.0 innings...Completed 11 of his 15 save opportunities... Opponents batted a career high .297 against him.

## 2014

Began season in Augusta and promoted to Richmond on 7/30...Won both decisions with Squirrels...Made a pair of three inning relief appearances to save the bullpen on 8/12 and again on 8/30...Appeared in 32 games with Augusta and held opponents to a .205 average...Won a career high eight games between both levels.

## 2013

Appeared in 15 games (two starts) for the AZL Giants...Saved five games in five opportunities.

## 2012

Made Giants organizational debut on 6/4 with the DSL Giants....Appeared in 17 games.

### PERSONAL & MISCELLANEOUS

From Valencia, Venezuela...Signed with Tigers as non-drafted free agent in 2009...Released November 15th, 2011... signed with the Giants as a free agent on May 18th, 2012....Invited as non-roster player to 2017 Spring Training.

### ALVARADO'S CAREER PITCHING STATISTICS

Year	Team	League	ORG	W	L	PCT	ERA	G	GS	CG	SHO	SV	SVO	IP	H	R	ER	HR	HB	BB	SO	WP	AVG
2009	YSL	DET	DET	0	2	.000	6.47	15	1	0	0	1	1	32.0	48	33	23	3	3	11	17	4	.340
2010	DSL	DET	DET	1	1	.500	0.95	13	0	0	0	3	4	19.0	21	5	2	0	1	6	19	3	.269
2011	YSL	DET	DET	3	5	.375	3.57	18	13	0	0	0	0	68.0	69	35	27	3	1	22	63	7	.266
2011	DSL	DET	DET	2	0	1.000	1.44	2	2	0	0	0	0	11.0	9	2	2	0	2	2	12	0	.225
2012	DSL	DET	DET	4	2	.667	1.02	17	0	0	0	4	5	44.1	37	14	5	0	1	10	47	2	.226
2013	AZL	SF	SF	2	0	1.000	2.20	15	2	0	0	5	5	28.2	23	10	7	2	1	6	37	1	.215
2014	Augusta	AZL	SF	6	1	.857	2.03	32	0	0	0	0	0	62.0	47	22	14	3	0	13	55	3	.205
2014	Richmond	EAS	SF	2	0	1.000	5.87	11	0	0	0	0	0	15.1	17	11	10	3	0	5	11	0	.279
2015	Augusta	EAS	SF	2	1	.667	3.75	23	0	0	0	11	15	24.0	30	16	10	3	0	12	26	0	.297
2016	Salem-Keizer	NWL	SF	0	0	---	0.00	2	0	0	0	1	1	2.1	2	1	0	0	0	0	2	0	.222
2016	Augusta	SAL	SF	0	0	---	0.00	9	0	0	0	7	7	9.2	4	0	0	0	0	1	11	0	.121
2016	Richmond	EAS	SF	1	0	1.000	2.79	16	0	0	0	0	0	19.1	13	7	6	2	0	0	24	0	.188
Minor League Totals				23	12	.657	2.84	173	18	0	0	32	40	335.2	320	156	106	19	10	88	324	20	.248

# 2017 FLYING SQUIRRELS



## 1B Jonah Arenado

Height/Weight: 6-4/230  
Bats/Throws: Right/Right  
Born: February 3, 1995 in Newport Beach, CA  
Resides: Lake Forrest, CA  
Acquired: Selected by the Giants in the 16th Round  
2013 MLB June Draft



### HIGHEST LEVEL OF ACHIEVEMENT: ADVANCED-A

---THE ARENADO FILE---

Flying Squirrels Debut:

N/A

Last Team:

San Jose Giants

### Career Highs

Runs: .....3, (x4), Last, 7/13/16 @ LAN  
Hits: .....5, 6/17/15 vs. LEX  
HR: .....2, 4/10/15 @ GVL  
RBI: .....4, 4/24/16 vs. MOD  
SB: .....1, 9/7/15 vs. CSC

### FUNN FACT:

Arenado might be lost in the shadow of his older brother, at least until he reaches the Major Leagues. Jonah is the younger brother of Rockies All-Star third baseman Nolan Arenado. The two work out together in the offseason and are childhood friends with Dodgers outfielder Trayce Thompson. Arenado's father, Fernando, played wiffle ball with the boys at a young age.

## 2016

Played a full season with San Jose (A+)...For the first time in his minor league career he played the majority of the season at first base rather than third base... Awarded the California League Player of the Week on 5/15/16 tallying nine hits, three home runs, and six RBI's in five games... Led the team with 68 RBI's, 36 doubles, and 218 total bases...Finished tied for second on the team with 17 home runs

## 2015

Spent the entire season with Augusta (A)...Awarded the South Atlantic League Player of the Week on 5/04/15...Had an eight game hit streak from 4/26/15-5/4/15 where he compiled 13 hits and seven RBI's... Finished the season with a career best .264 batting average and nine home runs and 62 RBI's.

## 2014

Returned to the AZL Giants (R) for a full season...Tied for first on the team with 21 RBI's and finished second on the team with 21 walks... Played in 50 games, most on the team for 2014.

## 2013

Saw action in 12 games on the AZL Giants (R)...Compiled eight hits and eight RBI's in 38 at-bats

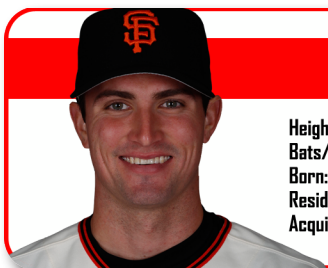
## PERSONAL & MISCELLANEOUS

Born in Lake Forrest, CA... Drafted out of El Torro High School in the 16th round of the 2010 MLB Draft... Brother of Nolan Arenado, third baseman for the Colorado Rockies.

### ARENADO'S CAREER BATTING STATISTICS

Year	Team	League	ORG	AVG	G	AB	R	H	2B	3B	HR	RBI	BB	IBB	SO	SB	CS	OBP	SLG	OPS
2013	AZL	SF	SF	.211	12	38	6	8	0	1	0	8	4	0	8	0	0	.286	.263	.549
2014	AZL	SF	SF	.250	50	184	20	46	10	0	0	21	21	0	43	0	0	.340	.304	.644
2015	Augusta	SAL	SF	.264	134	523	57	138	25	1	9	62	24	1	94	1	1	.293	.367	.660
2016	San Jose	CAL	SF	.254	128	516	64	131	36	0	17	68	18	0	110	0	2	.286	.422	.708
	Minor League Totals			.256	324	1261	147	323	71	2	26	159	67	1	255	1	3	.297	.377	.675

# 2017 FLYING SQUIRRELS



## c Jeff Arnold

Height/Weight: 6-2/205  
 Bats/Throws: Right/Right  
 Born: January 13, 1988 in Louisville, KY  
 Resides: Louisville, KY  
 Acquired: Selected by the Giants in the 26th Round  
 2010 MLB June Draft



### FUNN FACT:

Jeff Arnold returned to the Squirrels after a near two-year hiatus due to injury. Arnold was slated to be the everyday Squirrels catcher in 2014, but an unfortunate injury occurred in the first game of the season at New Britain. Arnold appeared in a handful of games in 2015 before making a full recovery to rejoin the Squirrels in 2016.

### HIGHEST LEVEL OF ACHIEVEMENT: DOUBLE-A

#### ---THE ARNOLD FILE---

Flying Squirrels Debut:

4/13/14 @ NB

Last Team:

Richmond Flying Squirrels

### Career Highs

Runs:.....3, (Many), Last, 8/20/13 @ STK  
 Hits:.....3, (Many), Last, 9/1/16 vs. HFD  
 HR:.....2, (x2), Last, 5/7/13 @ BAK  
 RBI:.....4, (x3), Last, 7/12/13 @ VIS  
 SB:.....1, (Many), Last, 5/12/16 vs ALT

## 2016

Opened the season on the Flying Squirrels disabled list....made season debut on 5/12 vs. Altoona (1-2, BB), and stole his first and only base of the season off of Altoona's Brett McKinney...Shared catching duties with Eliezer Zambrano, Steve Lerud, Ben Turner, and Matt Winn over the course of the season...hit first of three home runs on 5/17 @ Trenton...Threw out 14 of 61 base runners (.230) with six passed balls in 56 games played... Batted .233 vs. RHP and .188 vs. LHP...

## 2015

Went 2-for-4 with a double in his season debut on 5/30 at Inland Empire, and had a base hit in eight of his first 10 games upon returning from a year-long knee injury ... Had a season-high three hits and three RBIs on 6/13 ... Played his final game on 8/2 and was inactive for the remainder of the season after being placed on the 7-day disabled list on 8/4.

## 2014

Began the year as the Squirrels starting catcher but was injured (knee) during the first game in New Britain and missed the rest of the 2014 season.

## 2013

Spent entire season with San Jose (A+) where he appeared in a career-high 97 games and hit .251 ... Appeared in 7-of-8 postseason games, all as a catcher ... Threw out 32% (35-of-108) of base stealers ... Batted .429 (6-14) with bases loaded ... Was selected as a Mid-Season California League All-Star and went 1-1 with a walk in the Carolina vs. California All-Star Game.

## 2012

Split season between Augusta (A) and San Jose ... Began season with San Jose and appeared in 11 games ... Was transferred to Augusta on 5/7 ... Played in 75 games with the GreenJackets and hit .293 (17-58) in the month of June ... Returned to San Jose on 9/3 for the final regular season game ... Was on San Jose's postseason roster and appeared in game one of the playoffs (0-2) ... Threw out a combined 36% (35-97) of base runners.

## PERSONAL & MISCELLANEOUS

Selected by the Giants in the 26th round of the 2010 draft from University of Louisville ... Graduated Louisville Male High School (KY) in 2006 ... Tied the Babe Ruth World Series record with four hits in a single game ... Played all four collegiate seasons at Louisville (2007-2010) ... Was a Johnny Bench Award semifinalist (top college catcher) as a senior in 2010.

## ARNOLD'S CAREER BATTING STATISTICS

Year	Team	League	ORG	AVG	G	AB	R	H	2B	3B	HR	RBI	BB	IBB	SO	SB	CS	OBP	SLG	OPS
2010	Salem-Keizer	NOR	SF	.241	36	112	11	27	8	1	3	10	6	0	29	2	1	.286	.411	.697
2011	Augusta	SAL	SF	.213	80	268	30	57	16	0	6	23	25	1	80	2	0	.293	.340	.633
2012	Augusta	SAL	SF	.238	75	240	26	57	19	1	3	23	23	0	72	1	1	.325	.363	.688
2012	San Jose	CAL	SF	.429	12	35	6	15	4	0	0	8	1	0	9	1	0	.462	.543	1.005
2013	San Jose	CAL	SF	.251	97	350	53	88	26	4	13	61	38	0	116	4	0	.333	.460	.793
2014	Richmond	EAS	SF	.000	1	3	0	0	0	0	0	0	0	0	3	0	0	.000	.000	.000
2015	San Jose	CAL	SF	.250	21	68	7	17	7	1	0	7	10	0	24	0	0	.370	.382	.752
2016	Richmond	EAS	SF	.220	56	164	15	36	9	1	3	19	13	0	52	1	2	.282	.341	.623
Minor League Totals				.240	378	1240	148	297	89	8	28	151	116	1	385	11	4	.317	.392	.709

# 2017 FLYING SQUIRRELS



## ss Christian Arroyo

Height/Weight: 6-1/180  
Bats/Throws: Right/Right  
Born: May 30, 1995 in Brooksville, FL  
Resides: Spring Hill, FL  
Acquired: Selected by Giants in the 1st round  
2013 MLB June Draft



### FUNN FACT:

Arroyo began the 2016 season as the third-youngest player in the Eastern League. He was 97 days older than Wendell Rijo (Portland) and 16 days older than Dominic Smith (Binghamton). The then-20 year-old proved right away that he belonged with the older company, hitting .284 in his first month at Double-A. Arroyo turned 21 as the team traveled between series' from Eric to Bowie. The team celebrated with an ice cream cake from a rest stop Dairy Queen.

### HIGHEST LEVEL OF ACHIEVEMENT: DOUBLE-A

#### ---THE ARROYO FILE---

Flying Squirrels Debut:

4/7/16 @ HFD

Last Team:

Richmond Flying Squirrels

### Career Highs

Runs: ..... 4, 7/26/16 @ AKR  
Hits: ..... 5, 6/30/15 @ STK  
HR: ..... 1, (Many), Last, 8/27/16 @ AKR  
RBI: ..... 4, (x2), Last 8/9/14 vs. BOI  
SB: ..... 1 (Many), Last, 7/26/16 @ AKR

## 2016

Invited to Spring Training by the Giants on 1/26/16...Hit .274/.316/.373 in his first season with Richmond (AA)...Had a 10-game hitting streak (5/17-27) and an 11-game hitting streak (6/01-12)... Named an Eastern League Mid-Season All Star...The 2013 first round pick saw time at second base (19 games) and third base (48 games) aside from his usual position at shortstop (48 games)...Led the team with 36 doubles by 10...Rated the #2 prospect by Baseball America heading into the 2017 season.

## 2015

Was named to the Arizona Fall League's All-Prospect team after batting .308 (24-for-78) with three home runs and 13 RBIs in 19 games for the league champion Scottsdale Scorpions ... Finished the regular season ranked third in the organization with a .304 average in 90 games with San Jose (A+) ... Spent six weeks on the disabled list starting in mid-April ... Led San Jose with 116 hits during the regular season ... Was named to the California League Postseason All-Star Team and was a one-time Batter of the Week for the week of 6/29 ... Was one of six players in the California League to have a five-hit game when he went 5-for-5 in a 6-3 win in Stockton on 6/30 ... Hit .328 against RHP (99-for-302) as opposed to .215 (17-for-79) against LHP ... Rated as the #1 prospect in the organization by Baseball America entering the 2016 season.

## 2014

Started the season with Augusta (A) but batted just .203 (24-for-118) in 31 games before being assigned to Salem-Keizer (SS) ... Finished second in the Northwest League with a .333 batting average while leading all shortstops with a .965 fielding percentage and 185 assists ... Was named to the Midseason All-Star Team and ended up with 48 runs batted in and 38 runs scored in just 58 games ... Ended the year ranked as the #2 prospect in the Northwest League and #10 prospect in the organization by Baseball America.

## 2013

Made professional debut with AZL Giants (R) ... Named Arizona League's MVP as the Giants won the AZL Championship with a 4-0 win over the Dodgers ... Finished 2-for-4 with a double and a run scored in the winner-take-all championship game ... Finished first or second leaguewide in the following categories: RBIs (39, 1st), doubles (18, 1st), slugging percentage (.511, T-1st), runs scored (47), extra-base hits (25, T-1st), hits (60, 2nd), and total bases (94, 2nd) ... Finished the season ranked as the #10 prospect in the organization by Baseball America.

### PERSONAL & MISCELLANEOUS

Was drafted by the Giants in the 1st round (25th overall) of the 2013 June Draft ... Became the Giants first high school infielder selected in the 1st round since Tony Torcato in 1998 (19th overall) ... Hit .524 with 11 home runs in 105 at-bats during his senior year at Hernando High School in Brooksville, Fla ... Graduated as class salutatorian with a 4.4 grade-point average ... Named Tournament MVP while playing for Team USA's Under-18 team that won the gold medal at the IBAF Junior AAA World Championships in Seoul, South Korea in 2013.

### ARROYO'S CAREER BATTING STATISTICS

Year	Team	League	ORG	AVG	G	AB	R	H	2B	3B	HR	RBI	BB	IBB	SO	SB	CS	OBP	SLG	OPS
2013	AZL	SF		.326	45	184	47	60	18	5	2	39	19	1	32	3	2	.388	.511	.899
2013	Augusta	SAL	SF	.203	31	118	10	24	3	1	1	14	4	0	22	1	2	.226	.271	.497
2014	Salem-Keizer	NOR	SF	.333	58	243	39	81	14	2	5	48	18	1	31	6	1	.378	.469	.847
2015	San Jose	CAL	SF	.304	90	381	48	116	28	2	9	49	19	1	73	5	3	.344	.459	.803
2016	Richmond	EAS	SF	.274	119	474	57	130	36	1	3	49	29	2	72	1	1	.316	.373	.689
	Minor League Totals			.294	343	1400	201	411	99	11	20	192	89	5	230	16	9	.337	.423	.760



## INF Brandon Bednar

**Height/Weight:** 6-4/180  
**Bats/Throws:** Right/Right  
**Born:** March 21, 1992 in Plainview, NY  
**Resides:** Stuart, FL  
**Acquired:** Selected by the Giants in the 7th Round  
 2013 MLB June Draft



### FUNN FACT

Bednar hit a robust .364 through his first 19 games as a member of the Squirrels. On 7/15/16 he smacked his first Double-A homer, a solo shot in the fifth inning at Prince George's Stadium. The homer was on the heels of a two-run double in a seven-run outburst the inning prior against Bowie. RVA won the contest 13-11 with two runs in the 9th

### HIGHEST LEVEL OF ACHIEVEMENT: DOUBLE-A

#### ---THE BEDNAR FILE---

**Flying Squirrels Debut:**

6/25/16 @ BIN

**Last Team:**

Richmond Flying Squirrels

### Career Highs

**Runs:**.....3 (x4), Last, 6/19/15 vs IE.  
**Hits:**.....4 (x2) Last, 7/15/16 @ BOW  
**HR:**.....1 (Many), Last, 9/16/15 @ VIS  
**RBI:**.....3 (Many) Last 7/21/15 vs LAN  
**SB:**.....2, (x2) Last 7/10/16 vs TRE

### 2016

Returned to San Jose (A+) to begin the year and appeared in 59 games for the Giants prior to Double-A promotion....Hit go-ahead HR in the top of the 11th inning for SJ on 6/12....Assigned to the Squirrels on 6/25 following Myles Schroder's promotion to Triple-A....Hit .364 through first 19 games and played SS, 2B and 3B over 64 games....Went 3-8 as a pinch hitter....struck out only 40 times in 224 at bats with Squirrels.

### 2015

Spent the entire season with San Jose (A+) and appeared in 100 games ... Had a season-high nine-game hitting streak from 7/21-30 ... Finished the regular season with a .237 average, three home runs, and 34 runs batted in while playing a minimum of 16 games at all four infield positions ... Hit .309 with runners in scoring position for the season ... Batted just .171 against left-handed pitchers while hitting .258 against righties ... Hit .262 (11-for-42) in 11 playoff games, adding a solo home run in the Giants' series-clinching 6-5 win against Visalia in game five of the Division Finals (went 3-for-3 in that game).

### 2014

Made full season debut with Augusta (A) on 4/3 ... Hit .275 with nine (9) doubles and 24 RBI in 74 games with the GreenJackets ... Promoted to San Jose on 7/2 and hit .300 for the month of July ... Played 1B, 2B, 3B & SS between both levels and committed just seven (7) total errors.

### 2013

Was a quick sign following the draft and arrived in Salem-Keizer (SS) a few days after being selected ... Made his professional debut with the AZL Giants (R) on 6/20 and appeared with Salem on 6/21 ... Played in 50 games with the Volcanoes and hit .272 with nine (9) doubles and 34 RBI.

### PERSONAL & MISCELLANEOUS

Selected by the Giants in the 7th round of the 2013 draft ... Signed for a \$161,500 bonus following his Junior season ... Played and started all three collegiate years at FGCU ... Was named to the Atlantic Sun All-Conference First team in 2013 after leading the team in hitting (.336), RBI (46), doubles (17), runs scored (52) and stolen bases (7) ... Graduated South Fork High School (FL) and as a junior, was the starting shortstop for the 2009 Class 5A State Championship team ... Born in Manhasset, NY but later moved to Stuart, FL when he was two years old ... Brother Robert also played at FGCU but injuries ended his career.

### BEDNAR'S CAREER BATTING STATISTICS

Year	Team	League	ORG	AVG	G	AB	R	H	2B	3B	HR	RBI	BB	IBB	SO	SB	CS	OBP	SLG	OPS
2013	AZL	SF		.000	1	2	0	0	0	0	0	0	1	0	0	0	0	.500	.000	.500
2013	Salem-Keizer	NOR	SF	.272	50	202	36	55	9	0	6	34	14	0	28	11	3	.332	.406	.738
2014	Augusta	SAL	SF	.275	74	291	38	80	9	2	1	24	14	0	51	8	6	.314	.330	.644
2014	San Jose	CAL	SF	.241	48	195	33	47	7	0	5	16	12	1	27	3	3	.297	.354	.651
2015	San Jose	CAL	SF	.237	100	346	39	82	18	2	3	34	15	1	54	3	4	.277	.327	.604
2016	San Jose	CAL	SF	.284	59	218	22	62	3	1	4	30	8	0	46	4	1	.322	.362	.684
2016	Richmond	EAS	SF	.286	64	224	32	64	11	1	2	31	8	0	40	4	4	.316	.371	.687
Minor League Totals				.264	396	1478	190	390	57	6	21	169	72	2	246	33	21	.308	.353	.661

# 2017 FLYING SQUIRRELS



**1B/3B T.J. Bennett**

Height/Weight: 6-3, 215  
Bats/Throws: Left /Right  
Born: July 22, 1992 Lethbridge, Ontario,  
Resides: Mesa, AZ  
Acquired: Signed by the Giants as a NDFB  
March 11, 2016



## HIGHEST LEVEL OF ACHIEVEMENT: DOUBLE-A

---THE BENNETT FILE---

Flying Squirrels Debut:

6/10/16 @ POR

Last Team:

San Jose Giants

### Career Highs

Runs:.....2, (x5), Last, 8/25/16 @ BAK  
Hits:.....4, 8/6/16 vs. STK  
HR:.....2, 8/18/16 @ BAK  
RBI:.....4, 8/18/16 @ BAK  
SB:.....1, (x2), Last 8/2/16 @ BAK

## FUNN FACT

Bennett skyrocketed to the Squirrels in 2016 when the team was in dire straits. Thinned out by injuries and promotions, Bennett joined the team on the road in Portland for the tail end of a series. Bennett was scooped up by the Giants from the Frontier League (IND) and made one appearance for Augusta prior to being shipped up to Maine.

## 2016

Made minor league debut with Augusta (A) on 6/9/16 where he went 1-for-4 with a double and two RBI's... The following day he played one game with Richmond (AA) also going 1-for-4 with a double and two RBI's... Played in four games with Sacramento (AAA) from 7/23-7/28...On 7/30 he was assigned to San Jose (A+) where he would finish out the season...Awarded the California League Player of the Week on 8/7/16...From 8/1-8/7 he hit three home runs, seven RBI's and 12 hits.

## 2015

Played 19 games with the Brisbane Bandits of the Australian Baseball League...Batted .313 with five home runs in 48 at-bats

## 2014

Played the full season for the Gateway Grizzlies of the Independent Frontier League... Batted .260 with 37 RBI's.

## PERSONAL & MISCELLANEOUS

Born and raised in Mesa, Arizona...Played for the University of Utah for two years in 2013 and 2014... Signed by the Giants as a non-drafted free agent on March 11, 2016. Bennett played one season at Oral Roberts (2011) and one season at Mesa Community College (2012) prior to arriving at Utah.

## BENNETT'S CAREER HITTING STATISTICS

Year	Team	League	ORG	AVG	G	AB	R	H	2B	3B	HR	RBI	BB	IBB	SO	SB	CS	OBP	SLG	OPS
2016	Augusta	SAL	SF	.250	1	4	1	1	1	0	0	2	0	0	0	0	0	.250	.500	.750
2016	Richmond	EAS	SF	.250	1	4	0	1	1	0	0	2	0	0	1	0	0	.250	.500	.750
2016	Sacramento	PCL	SF	.250	4	8	1	2	1	0	0	1	1	0	3	0	0	.400	.375	.775
2016	San Jose	CAL	SF	.284	65	222	32	63	15	1	9	28	20	0	67	2	1	.357	.482	.839
	Minor League Totals			.282	71	238	34	67	18	1	9	33	21	0	71	2	1	.356	.479	.835



## OF Wynton Bernard

Height/Weight: 6-2,195  
 Bats/Throws: Right /Right  
 Born: September 24, 1990 in San Diego, CA.  
 Resides: Poway, CA  
 Acquired: Signed by the Giants as a MLB FA November 18, 2016



### FUNN FACT

Bernard has defied the odds throughout the course of his young playing career. The late-round selection from Niagara University was inexplicably released by the Padres at the age of 23. The Tigers scooped Bernard up and he was an instant success, winning the Midwest League MVP in 2014. Bernard made the jump to Erie in 2015 and hit .301 to finish 5th in average.

### HIGHEST LEVEL OF ACHIEVEMENT:TRIPLE-A

---THE BERNARD FILE---

Flying Squirrels Debut:

N/A

Last Team:

Erie SeaWolves

### Career Highs

Runs:.....5, 7/25/14 @ CLI  
 Hits:.....8, 8/23/15 @ AKR  
 HR:.....1 (Many), Last, 8/24/16 vs RIC  
 RBI:.....3 (7x), Last, 8/21/16 vs REA  
 SB:.....3 (2x), Last, 7/21/15 @ ALT

### 2016

Started the season with Toledo (AAA) seeing action in 46 games...Hlt .235 with 30 strikeouts in 149 at-bats... Turned it around after getting assigned to Erie (AA) on 6/24...Batted .308 with 22 RBI's and six home runs in just 58 games.

### 2015

Promoted to Erie (AA) where he spent the entire season...Led the team in most offensive categories including doubles (29), triples (8), and led the league in stolen bases with 43...Named an Eastern League Mid-Season and Post-Season All-Star... Hit .345 in September scoring five runs with two home runs and four doubles... Slashed .301/.352/.408.

### 2014

Signed as a free agent by the Detroit Tigers in the off season...Played a full season with the Western Michigan Whitecaps (A) where he had one of his best seasons in professional baseball...Led the league batting .323 with 45 stolen bases ... Awarded the Midwest League Most Valuable Player.

### 2012-2013

Played in 23 games in 2012 for the AZL Padres (ROK)... Hit .232 with nine RBI's and 14 strike outs...Played for four different minor league teams in 2013,AZL Padres (ROK), Eugene Emeralds (A-), Fort Wayne Tin Caps (A), and the Lake Elsinore Storm (A+)... Hit .251 with 16 RBI's and five doubles with the four teams...Was released at the end of the 2013 season.

### PERSONAL & MISCELLANEOUS

Born in San Diego, Calif...Drafted in the 35th round of the 2012 MLB draft by the San Diego Padres...Signed as a free agent by the Detroit Tigers on March 3, 2014...Signed as a free agent by the San Francisco Giants on November 18, 2016... Played three seasons of college baseball at Niagara University (2009,'11,'12) where he held a 3.3 GPA..Also played one season (2010) at Riverside Community College

### BERNARD'S CAREER HITTING STATISTICS

Year	Team	League	ORG	AVG	G	AB	R	H	2B	3B	HR	RBI	BB	IBB	SO	SB	CS	OBP	SLG	OPS
2012	AZL	SD		.232	23	56	14	13	3	0	1	9	7	0	14	4	0	.323	.339	.662
2013	Lake Elsinore	CAL	SD	.214	4	14	4	3	0	1	0	0	1	0	2	0	1	.267	.357	.624
2013	Fort Wayne	MID	SD	.200	5	15	1	3	0	1	0	3	1	0	5	1	1	.250	.333	.583
2013	AZL	AZL	SD	.400	3	10	1	4	0	0	0	3	0	0	3	2	1	.400	.400	.800
2013	Eugene	NOR	SD	.250	39	136	19	34	5	1	1	10	18	0	33	7	4	.333	.324	.657
2014	West Michigan	MID	DET	.323	131	507	91	164	30	6	6	47	56	1	86	45	19	.394	.442	.836
2015	Erie	EAS	DET	.301	135	534	78	161	29	8	4	36	38	0	73	43	16	.352	.408	.760
2016	Toledo	INT	DET	.235	46	149	18	35	5	1	1	11	10	0	30	10	3	.286	.302	.588
2016	Erie	EAS	DET	.308	58	227	38	70	8	4	6	22	27	0	39	13	2	.381	.458	.839
Minor League Totals				.296	444	1648	264	487	80	22	19	141	158	1	285	125	47	.360	.405	.765

# 2017 FLYING SQUIRRELS



## RHP Ray Black

Height/Weight: 6-5/225  
Bats/Throws: Right/Right  
Born: June 26, 1990 in Laflin, PA  
Resides: Hanover, PA  
Acquired: Selected by Giants in 7th Round  
2011 June Draft



### HIGHEST LEVEL OF ACHIEVEMENT: DOUBLE-A

#### ---THE BLACK FILE---

Flying Squirrels Debut:

4/9/16 @ HFD

Last Team:

Richmond Flying Squirrels

#### Career Highs

IP (S): ... 3.1, 7/15/15 vs. STK  
IP (R): ... 1.1, 6/2/15 vs. IE  
H: ... 3, (x2), Last 5/31/16 vs. BOW  
BB: ... 5, 7/8/15 vs. BAK  
SO: ... 7, 7/15/15 vs. STK

### FUNN FACT

Black has always been known for his power fastball and that was readily on display at First Energy Stadium on 4/12/16. Black reached back and zipped a 104 MPH fastball in the 9th inning against the Phillies. According to reports, it was not the first time he touched 104 on a radar gun. Surprisingly, Black allowed a run in the same inning. Phillies top prospect J.P. Crawford opened the frame with a double and scored on a wild pitch.

### 2016

Tossed a full season with Richmond (AA)... Went 1-4 with a 4.88 ERA... Tied for third in number of appearances on the team with 35, all of which came in relief... Second on the team in saves with six... Gave up 17 earned runs in 31.1 innings... Shutdown after appearance on 8/5

### 2015

Pitched the entire season in San Jose (A+), where he didn't make his debut until 5/16 in Visalia ... Placed on the disabled list (lat) twice during the season ... Only allowed two runs over his last 11 appearances from 7/31-9/7, pitching one inning in each ... Struck out two or more batters seven times during that span ... Made three postseason appearances, getting the final three outs for the save in the Division Finals-clinching 6-5 win against Visalia on 9/16 ... Ranked as the organization's 14th-best prospect entering the 2016 season by MLB.com...

### 2014

Made professional debut on 4/3 with Augusta (A) ... Did not appear again until 5/3 against Greenville ... Appeared in 33 games for the GreenJackets and struck out 64 batters in just 31.1 innings (18.4/9IP) ... Converted all three save opportunities with Augusta and held SAL hitters to a paltry .147 average ... Promoted to San Jose on 8/23 and made four (4) appearances in the California League ... Named Best Fastball in the South Atlantic League ... Added to the Giants 40-man roster after the season.

### 2013

Did not pitch due to injury (shoulder).

### 2012

Attended Spring Training but felt pain in shoulder after 7.0 IP ... Missed the entire season with a torn labrum.


### PERSONAL & MISCELLANEOUS

Drafted by the Giants in the 7th round of the 2011 draft out of the University of Pittsburgh ... Signed for a \$225,000 bonus ... Redshirted his Freshman year (2009) and appeared in a combined 30 collegiate games in 2010 & 2011 ... Missed Senior year at Coughlin High School (PA) due to Tommy John surgery leading to the redshirt Freshman season.

### BLACK'S CAREER PITCHING STATISTICS

Year	Team	League	ORG	W	L	PCT	ERA	G	GS	CG	SHO	SV	SVO	IP	H	R	ER	HR	HB	BB	SO	WP	AVG
2014	Augusta	SAL	SF	1	3	.250	3.73	33	0	0	0	1	3	31.1	16	15	13	1	2	14	64	5	.147
2014	San Jose	CAL	SF	1	0	1.000	2.25	4	0	0	0	0	0	4.0	1	1	0	0	2	7	1	.083	
2015	San Jose	CAL	SF	2	1	.667	2.88	20	5	0	0	0	0	25.0	13	10	8	2	0	25	51	5	.153
2016	Richmond	EAS	SF	1	4	.200	4.88	35	0	0	0	6	7	31.1	17	17	17	1	1	32	53	11	.159
Minor League Totals				5	8	.385	3.83	92	5	0	0	7	10	91.2	47	43	39	4	3	73	175	22	.150

# 2017 FLYING SQUIRRELS



## of Daniel Carbonell

Height/Weight: 6-3/196  
 Bats/Throws: Right/Right  
 Born: March 29, 1991 in Camaguey, Cuba  
 Resides: Merida, Yucatan, Mexico  
 Acquired: Signed by the Giants as an International Free Agent June 16, 2014



### HIGHEST LEVEL OF ACHIEVEMENT: TRIPLE-A

#### ---THE CARBONELL FILE---

Flying Squirrels Debut:

9/3/14 @ AKR

Last Team:

Sacramento River Cats

#### Career Highs

Runs: 3, 8/19/14 vs MOD  
 Hits: 4 (2x), Last, 8/27/14 @ LE  
 HR: 2, 8/19/14 vs MOD  
 RBI: 3 (5x), Last, 7/1/16 @ VIS  
 SB: 2 (5x), Last, 7/8/15 vs BAK

#### FUNN FACT

Oddly enough, Carbonell made his Double-A debut for the Flying Squirrels during the 2014 postseason. The Giants inserted the Cuban signee into the leadoff role in the ELDS and he did not disappoint. Carbonell tripled in his second at bat against Akron and helped lead Richmond into the Championship Series. He also stole a pair of bases in the playoffs

### 2016

Played the majority of the season with San Jose (A+)... Hit .284 with 20 RBI's and 12 doubles...Tied for third on the team with 11 stolen bases although was caught stealing five times... Committed just two errors in the outfield in 77 total chances...Went 2-for-3 in two games with Sacramento (AAA)

### 2015

Played in 122 regular season games with Richmond (AA, 56 games) and San Jose (A+, 66 games) ... Started the season with the Flying Squirrels, where he had a hit in five of his first six games ... Hit just .146 (30-for-206) with Richmond, adding one home run and 12 runs batted in ... Assigned to San Jose on 6/23, closing out the season there with a .279 average (72-for-258), six home runs, and 27 runs batted in ... Finished the year 18-for-26 on stolen bases between the two levels ... Appeared in seven playoff games with San Jose, but totaled only three hits in 34 at-bats (.088 average) with 14 strikeouts.

### 2014

First year in Giants' organization ... Started the season with the AZL Giants (R) and finished the regular season in San Jose ... Saw playoff action with Richmond ... Went 32-for-93 (.344) with San Jose and had an OBP of .369 ... Played in seven playoff games for the Squirrels, going 7-for-28 (.250) with two triples and two RBIs ... Reported for the Arizona Fall League after the playoffs, hitting .190.

### 2013

Defected from Cuba and trained in the Dominican Republic, but didn't play professionally.

### 2009-2012

Entered professional ranks in Cuba at age 18 and played in 190 games over the next four seasons with Ganaderos de Camaguey in the Cuban National Series, posting a .287 average.

### PERSONAL & MISCELLANEOUS

Signed with the San Francisco Giants on June 6, 2014 ... Signed a four year contract worth 3.175 million dollars and added to the 40-man roster... Entered the 2015 season ranked as the #14 prospect in the Giants system by *Baseball America*... Removed from 40-man roster on Sept. 16, 2015.

### CARBONELL'S CAREER HITTING STATISTICS

Year	Team	League	ORG	AVG	G	AB	R	H	2B	3B	HR	RBI	BB	IBB	SO	SB	CS	OBP	SLG	OPS
2014	AZL	SF		.314	10	35	10	11	3	0	1	4	2	0	4	4	0	.368	.486	.854
2014	San Jose	CAL	SF	.344	21	93	17	32	3	3	3	12	6	0	19	7	2	.390	.538	.928
2015	Richmond	EAS	SF	.146	56	206	18	30	3	2	1	12	4	0	53	9	1	.173	.194	.367
2015	San Jose	CAL	SF	.279	66	258	35	72	14	2	6	27	13	0	51	9	7	.327	.419	.746
2016	San Jose	CAL	SF	.284	64	211	28	60	12	0	3	20	17	0	51	11	5	.348	.384	.732
2016	Sacramento	PCL	SF	.667	2	3	0	2	0	0	0	0	1	0	1	0	0	.750	.667	1.417
	Minor League Totals			.257	219	806	108	207	35	7	14	75	43	0	179	40	15	.306	.370	.675

# 2017 FLYING SQUIRRELS

Organization

2017 Flying Squirrels

2016: In Review

History & Records

Eastern League

SF Giants

General Info



## INF Orlando Calixte

Height/Weight: 5-11/180  
 Bats/Throws: Right/Right  
 Born: February 3, 1992 in Santo Domingo, DR  
 Resides: Santo Domingo, DR  
 Acquired: Signed by the Giants as a MLB FA November 11, 2016



### FUNN FACT

Calixte was ranked as a top 30 prospect within the Royals system from 2011-2015. According to Baseball America, Calixte was initially "Known as Paul Carlixte before teams discovered that he and his brother had swapped identities. Calixte signed with the Royals in 2010 after they had scouted him for more than three years. The questions about his identity didn't cost him much, as he still signed for \$1 million"

### HIGHEST LEVEL OF ACHIEVEMENT: MLB

---THE CALIXTE FILE---

Flying Squirrels Debut:

N/A

Last Team:

Omaha Storm Chasers

### Career Highs

Runs: .....3, (Many), Last, 8/19/16 @ FRE  
 Hits: .....4, (x2), Last, 7/10/16 @ OKC  
 HR: .....2, 5/11/14 vs. SPR  
 RBI: .....5, 6/19/16 @ COL  
 SB: .....3, 7/17/13 @ TUL

### 2016

Began the season down with Northwest Arkansas (AA) where he averaged .295 at plate with 14 RBI's and 14 stolen bases before being promoted to Omaha (AAA)...Finished the season playing in 88 games with Omaha, hit nine home runs with 29 RBI's

### 2015

Promoted to the Omaha Storm Chasers (AAA) on 3/18/15...Was called up to the Royals on 4/18 and made his Major League debut the following day...Played in two games with the Royals while not getting a hit in three at-bats he did score one run...Optioned back to Omaha (AAA) on 4/24 and once again called up to the Royals on 5/1 but did not see any playing time, 27 RBI's...Was sent back down to Omaha (AAA) on 5/11...Struggled at the plate slashing just .229/.287/.339 with eight home runs, 27 RBI's...Was third on the team in stolen bases (22) and led the team in strike outs (84) and errors (19)

### 2014

Played a second full season with Northwest Arkansas (AA) but did not play until 5/10/14 due to injury...Hit a career high 11 home runs while slugging .374 for the year...Had a ten-game hitting streak (5/17-28) and an 11-game hitting streak (8/3-15)

### 2010-2013

Played the entire 2010 season with the DSL Royals (ROK)...Batted .227 with 12 RBI's in 20 games...Spent the entire 2011 season with the Kane County Cougars (A)...Struggled at the plate striking out 70 times in 289 at-bats and hit a mere average of .208...Also struggled in the field making 21 errors in 79 games at short stop...Began the season with KC (A) and was promoted to Wilmington (A+) on 6/21/12 where he would finish the second half of the season...With Wilmington (A+) he batted .281 with a .326 OBP...Awarded the Carolina League Player of the Week on 8/27/12...At the start of the 2013 season Calixte was promoted to the Northwest Arkansas Naturals (AA) where he would play the full season...Was named a Texas League Mid-Season All Star as well as an MiLB.com Organization All-Star.

### PERSONAL & MISCELLANEOUS

Born and raised in Santo Domingo, Dominican Republic...Signed by the Kansas City Royals as a non-drafted free agent on 8/28/2010...Ranked the #13 prospect in the Royals organization by Baseball America entering the 2012 season...Signed by the San Francisco Giants to a minor league contract on 11/11/16.

### CALIXTE'S CAREER HITTING STATISTICS

Year	Team	League	ORG	AVG	G	AB	R	H	2B	3B	HR	RBI	BB	IBB	SO	SB	CS	OBP	SLG	OPS
2010	DSL	DSL	KC	.227	20	66	10	15	6	0	0	12	13	0	13	3	1	.350	.318	.668
2010	DSL	DSL	KC	.227	20	66	10	15	6	0	0	12	13	0	13	3	1	.350	.318	.668
2011	Kane County	MID	KC	.208	81	289	19	60	5	1	3	31	20	1	70	11	4	.256	.263	.519
2012	Kane County	MID	KC	.241	62	228	31	55	13	4	10	34	21	0	44	2	5	.303	.465	.768
2012	Wilmington	CAR	KC	.281	63	256	38	72	17	4	4	28	15	0	65	8	3	.326	.426	.752
2013	NW Arkansas	TEX	KC	.250	123	484	59	121	25	4	8	36	42	2	131	14	11	.312	.368	.680
2014	NW Arkansas	TEX	KC	.241	96	374	43	90	15	1	11	37	27	0	92	9	5	.288	.374	.662
2015	Kansas City	AL	KC	.000	2	3	1	0	0	0	0	0	0	0	0	0	0	.000	.000	.000
2015	Omaha	PCL	KC	.229	107	354	38	81	11	2	8	27	27	2	84	22	3	.287	.339	.626
2016	NW Arkansas	TEX	KC	.295	38	139	26	41	9	0	2	14	9	0	31	14	3	.333	.403	.736
2016	Omaha	PCL	KC	.265	88	332	48	88	17	5	9	29	28	1	68	5	6	.320	.428	.748
2016	Minor League Totals			.247	678	2522	312	623	118	21	55	248	202	6	598	88	41	.303	.376	.678

Richmond Flying Squirrels

# 2017 FLYING SQUIRRELS



## RHP Sam Coonrod

Height/Weight: 6-2/225  
 Bats/Throws: Right/Right  
 Born: September 22, 1992 in Carrollton, ILL  
 Resides: Carrollton, ILL  
 Acquired: Selected by the Giants in the 5th Round  
 2014 MLB June Draft



### FUNN FACT

Coonrod arrived in Richmond June of last season and immediately helped bolster the rotation down the stretch. The modest right-hander made 13 starts and finished with a 3.03 ERA. The hurler also made an impact at the plate, at least once in his time at Double-A. Coonrod recorded his first and only hit on August 3 at Altoona. More impressively is that the single was recorded against former UVA standout Brandon Waddell. Both starters Waddell and Coonrod received no decision in the 12-inning Altoona win.

### HIGHEST LEVEL OF ACHIEVEMENT: DOUBLE-A

#### ---THE COONROD FILE---

Flying Squirrels Debut:

6/18/16 vs. POR

Last Team:

Richmond Flying Squirrels

### Career Highs

IP (S):..... 8.0, 6/12/16 @ MOD  
 IP (R):..... 3.0, 8/7/14 vs RAN  
 H:..... 8 (4x), Last, 7/15/16 @ BOW  
 BB:..... 5 (2x), Last 6/25/16 @ BIN  
 SO:..... 10, 6/9/15 @ GVL

### 2016

Started the season with San Jose (A+) going 5-3 with a 1.98 ERA before the All-Star break... Named a California League Midseason All-Star... Named the MiLB Player of the Month in May after going 5-0 with a 0.57 ERA and giving up just two runs in 31.1 innings pitched...Assigned to Richmond (AA) on 6/17 where he would finish out the season with a 4-3 record and a 3.03 ERA in 77.1 innings.

### 2015

Played the full season with Augusta (A), started 22 of his 23 appearances... Named the South Atlantic League Pitcher of the Week 7/27... Went 8.0 innings strong on 7/20 allowing just three hits and one unearned run taking the win against Hickory (A)... Had a career high and a team high of 114 strikeouts.

### 2014

Played in 15 games with the AZL Giants (ROK), five of which he started... Had a 1-0 record and a 3.90 ERA...Pitched 27.2 innings striking out 25.

### PERSONAL & MISCELLANEOUS

Ranked the #11 prospect in the Giants organization by Baseball America heading into the 2017 season.... Drafted in the fifth round of the 2014 draft out of Southern Illinois...Pitched three seasons at SIU and started 40 of his 48 career appearances.

### COONROD'S CAREER PITCHING STATISTICS

Year	Team	League	ORG	W	L	PCT	ERA	G	GS	CG	SHO	SV	SVO	IP	H	R	ER	HR	HB	BB	SO	WP	AVG
2014	AZL	AZL	SF	1	0	1.000	3.90	15	5	0	0	0	1	27.2	32	14	12	0	1	6	25	2	.291
2015	Augusta	SAL	SF	7	5	.583	3.14	23	22	0	0	0	0	111.2	103	49	39	3	10	34	114	1	.243
2016	San Jose	CAL	SF	5	3	.625	1.98	11	11	0	0	0	0	63.2	46	19	14	3	2	22	42	1	.204
2016	Richmond	EAS	SF	4	3	.571	3.03	13	13	0	0	0	0	77.1	59	33	26	7	10	38	52	1	.214
	Minor League Totals																						
				17	11	.607	2.92	62	51	0	0	1	280.1	240	115	91	13	23	100	233	5	.232	

# 2017 FLYING SQUIRRELS



## RHP Kyle Crick

Height/Weight: 6-4/220  
 Bats/Throws: Left/Right  
 Born: November 30, 1992 in Sherman, TX  
 Resides: Sherman, TX  
 Acquired: Selected by the Giants in the 1st (S) Round  
 2011 MLB June Draft



### HIGHEST LEVEL OF ACHIEVEMENT: DOUBLE-A

#### ---THE CRICK FILE---

Flying Squirrels Debut:

4/6/14 @ NBR

Last Team:

Richmond Flying Squirrels

#### Career Hits

IP (S): ..... 7.0 (5x), Last, 7/21/16 @ HAR  
 IP (R): ..... 2.0, 9/2/12 vs CSC  
 H: ..... 9 (5x), Last, 7/21/16 @ HAR  
 BB: ..... 6 (4x), Last, 6/6/15 @ NH  
 SO: ..... 11 (2x), Last, 8/29/13 vs VIS

### FUNN FACT

Crick continues to try and find his control on a consistent basis. During his three seasons in Richmond, the talented Texan has walked a franchise-leading 194 batters. He surpassed Craig Westcott (141) last year for the career-leader in free passes. However, not to be overshadowed, Crick has also risen through the ranks in the strikeout department as well. He currently sits at 270 K's with Richmond, second all-time. He needs just 12 to match Justin Fitzgerald's 282 career punch outs.

### 2016

Played a full season with Richmond (AA)... Opened the season in the Squirrels rotation and did not pitch in relief... Had a 4-11 record and a 5.04 ERA... Was 2-2 at home but 2-9 when pitching on the road... Started 23 games... Led the team in walks with 67 on the season... Conceded at least one earned run in each of his first 13 starts... Struck out season-high eight batters on 7/27 @ AKR

### 2015

Led the Eastern League with 66 walks in 63.0 innings pitched ... Struck out 73 batters while holding the opposition to a .208 average against ... Made 11 starts before moving into the bullpen for his final 25 appearances on 7/1.

### 2014

Played entire season with Richmond (AA) ... Saw action in 23 games, starting 22 of them ... Was the pitcher of record for 13 games, going 6-7 with a 3.79 ERA ... Went a season-high six innings four times last year, going 2-1 in those four games ... Right-handed and left-handed hitters were pretty even against Crick, hitting .232 and .235 respectively.

### 2013

Pitched entire season with San Jose (A+) ... Was selected to represent San Francisco in the prestigious MLB All-Star Futures game ... Led starting staff with 1.57 ERA over 14 starts ... Threw a season-high seven shutout innings, allowing two hits with 11 strikeouts vs Visalia on 8/29 ... Allowed a single home run in 68.2 IP ... Named California League Pitcher of the Week on September 3 ... Had a 2.44:1 strikeout-to-walk ratio ... Picked up the win in game two of the CAL Division Finals against Visalia on 9/8 (7.0 IP, 0 ER, 8 SO).

### 2012

Spent entire season in Augusta (A) ... Allowed just one (1) HR in 111.1 innings pitched ... Was South Atlantic League Pitcher of the Week for week ending 6/10 ... Started 22 games and made one (1) relief appearance on 9/2 ... Tossed a career-high seven shutout innings, allowing one hit with 10 strikeouts vs Greensboro on 6/7 ... Almost repeated that performance nearly two months later on 8/1 vs Rome (7IP, 0R, 1H, 7K,) ... Finished 5th in SAL in strikeouts (128) and 4th in walks allowed (67) ... Rated as having the best breaking ball in the South Atlantic League.

### 2011

Made seven relief appearances with the AZL Giants (R) ... Made professional debut on 7/20 against the AZL Rangers ... Earned first career win on 7/23 with 1.2 scoreless innings ... Did not allow a run in five of seven outings.

### PERSONAL & MISCELLANEOUS

Selected in the 1st round (supplemental) of the 2011 June Draft out of Sherman High School (Texas) ... Supplemental pick for loss of Juan Uribe ... Rated by *Baseball America* as having the best fastball in Giants' organization entering 2013 ... Rated best breaking pitch in South Atlantic League following 2012... Entered 2014 as the #1 ranked prospect in the organization according to *Baseball America* ... Played mostly first base in high school ... Was committed to Texas Christian University (TCU), but signed with the Giants for \$900,000.

### CRICK'S CAREER PITCHING STATISTICS

Year	Team	League	ORG	W	L	PCT	ERA	G	GS	CG	SHO	SV	SVO	IP	H	R	ER	HR	HB	BB	SO	WP	AVG
2011	AZL	AZL	SF	1	0	1.000	6.43	7	0	0	0	0	0	7.0	9	8	5	0	1	8	8	2	.321
2012	Augusta	SAL	SF	7	6	.538	2.51	23	22	0	0	0	0	111.1	75	39	31	1	12	67	128	13	.193
2013	San Jose	CAL	SF	3	1	.750	1.57	14	14	0	0	0	0	68.2	48	20	12	1	1	39	95	8	.201
2014	Richmond	EAS	SF	6	7	.462	3.79	23	22	0	0	0	0	90.1	78	42	38	7	1	61	111	12	.234
2015	Richmond	EAS	SF	3	4	.429	3.29	36	11	0	0	0	0	63.0	47	26	23	2	7	66	73	6	.208
2016	Richmond	EAS	SF	4	11	.267	5.04	23	23	0	0	0	0	109.0	110	72	61	8	10	67	86	9	.266
	Minor League Totals			24	29	.453	3.41	126	92	0	0	0	0	449.1	367	207	170	19	32	308	501	50	.225

# 2017 FLYING SQUIRRELS



**RHP Tyler Cyr**

Height/Weight: 6-3/200  
 Bats/Throws: Right/Right  
 Born: May 5, 1993 in Fremont, CA  
 Resides: Fremont, CA  
 Acquired: Selected by the Giants in the 10th Round  
 2015 MLB June Draft



## HIGHEST LEVEL OF ACHIEVEMENT: ADVANCED-A

### ---THE CYR FILE---

Flying Squirrels Debut:  
 N/A

Last Team:  
 San Jose Giants

### Career Highs

IP (S):..... 1.0, 7/7/15 vs AZL ANG  
 IP (R):..... 4.0 (2x), Last, 6/3/16 vs WV  
 H:..... 5 (2x), Last, 6/18/16 vs LEX  
 BB:..... 3, (3x), Last, 8/8/15 vs ROM  
 SO:..... 7, 6/11/16 @ GVL

### FUNN FACT:

Following his high school career, Cyr spent one season at Skyline Community College before transferring to NAIA Embry-Riddle in Daytona Beach, FL. Embry-Riddle has developed a reputation in the aeronautical science and aerospace engineering fields. Cyr studied homeland security during his two seasons as an Eagle and became the second-highest draft pick in school history when the Giants selected him in the 10th round of the 2015 draft. If he reaches MLB, he will become the first player to do so from Embry-Riddle University.

## 2016

Had consistent sophomore year starting the season with Augusta (A)...Went 3-3 with a 2.31 ERA in 50.2 innings...Had the second lowest WHIP open (1.03) amongst pitchers that threw more than 50 innings...Promoted to San Jose (A+) on 6/24 where he had continued success...Appeared 19 times out of the bullpen tossing 23 innings giving up six earned runs and striking out 24...Threw two innings in the postseason giving up 1 earned run and three hits.

## 2015

Played just four innings with the AZL Giants (ROK) before making the jump to Augusta (A) on 7/9...Struggled making the jump to single-A walking 18 batters in 17.2 innings... Gave up 11 earned runs for a 5.60 ERA.

## PERSONAL & MISCELLANEOUS

Drafted by the San Francisco Giants in the 10th round of the 2015 draft out of Embry-Riddle University...Pitched two seasons in the Sun Conference primarily as a starter... Cyr was 1-6 with an 8.74 ERA during his freshman season of 2012 at Skyline College (CA)...Transferred in 2013 and redshirted at Ohlone College (CA).

## CYR'S CAREER PITCHING STATISTICS

Year	Team	League	ORG	W	L	PCT	ERA	G	GS	CG	SHO	SV	SVO	IP	H	R	ER	HR	HB	BB	SO	WP	AVG
2015	AZL	AZL	SF	0	1	.000	2.25	3	1	0	0	0	0	4.0	2	3	1	0	1	1	7	0	.133
2015	Augusta	SAL	SF	2	1	.667	5.60	12	0	0	0	0	0	17.2	16	14	11	0	0	18	20	9	.242
2016	Augusta	SAL	SF	3	3	.500	2.31	20	0	0	0	2	2	50.2	36	17	13	1	5	16	65	7	.201
2016	San Jose	CAL	SF	2	1	.667	2.35	19	0	0	0	1	2	23.0	19	8	6	1	0	9	24	2	.232
Minor League Totals				7	6	.538	2.93	54	1	0	0	3	4	95.1	73	42	31	2	6	44	116	18	.213

# 2017 FLYING SQUIRRELS



## of Dylan Davis

Height/Weight: 6-0/216  
Bats/Throws: Right/Right  
Born: July 20, 1993 in Bellevue, WA  
Resides: Redmond, WA  
Acquired: Selected by the Giants in the 3rd round  
2014 MLB June Draft



### HIGHEST LEVEL OF ACHIEVEMENT: ADVANCED-A

---THE DAVIS FILE---  
Flying Squirrels Debut:  
N/A

Last Team:  
San Jose Giants

### Career Highlights

Runs: .....3 (5x), Last, 5/15/16 vs GVL  
Hits: .....4 (2x), Last, 7/27/16 vs BAK  
HR: .....2 (3x), Last, 6/9/16 @ GVL  
RBI: .....5, 8/2/15 @ LEX  
SB: .....1 (7x), Last, 7/24/16 vs IE

### FUN FACT

The Oregon State product has also been known as a for his arm strength. Prior to his time in the Giants system, Davis played both ways in college and according to *Baseball America* he was considered "on the short list for having the best pure arm in the Pacific Northwest." Davis tossed 16 innings over five relief appearances in his final year at OSU. He punched out 14 and walked 14 to close out his pitching career. The power arm translated into 16 outfield assists in 2015 with Augusta.

### 2016

Had his best offensive year of his professional career in 2016... Despite playing just half of the season with San Jose (A+), he led the team with 18 home runs... Named a South Atlantic League Mid-Season All-Star and an MLB.com Organization All-Star.

### 2015

Started the season with San Jose (A+) playing in 29 games... Hit just .206 with 22 hits in 107 at bats... Promoted to Augusta (A) on 6/6 where his batting began to improve... Hit nine home runs with 13 doubles and 30 RBI's... committed only five errors in the outfield between San Jose and Augusta.

### 2014

Played in just nine games with the AZL Giants (ROK) where he batted .297 with eight RBI's and 11 hits... Promoted to Salem-Keizer (A-) where he played in 23 games... Struggled at the plate hitting just .200 and striking out 23 times in 85 at bats... Did not commit one error in 144.2 innings in the outfield.

### PERSONAL & MISCELLANEOUS

Selected by the San Francisco Giants in the third round of the 2014 First-Year Player Draft out of Oregon State University... Led the Beavers with 64 RBIs in 2014 while batting .283 with seven homers and 14 doubles... Ranks fourth all-time in school history with 155 career RBI's.

### DAVIS' CAREER BATTING STATISTICS

Year	Team	League	ORG	AVG	G	AB	R	H	2B	3B	HR	RBI	BB	IBB	SO	SB	CS	OBP	SLG	OPS
2014	AZL	AZL	SF	.297	9	37	6	11	7	0	0	8	3	0	12	0	0	.341	.486	.827
2014	Salem-Keizer	NOR	SF	.200	23	85	11	17	0	0	4	7	7	0	23	1	0	.269	.341	.610
2015	San Jose	CAL	SF	.204	29	107	18	22	3	0	3	11	14	0	28	0	1	.295	.318	.613
2015	Augusta	SAL	SF	.250	72	256	37	64	13	0	9	30	28	0	76	2	1	.322	.406	.728
2016	Augusta	SAL	SF	.288	63	236	38	68	17	4	8	43	30	0	58	3	1	.368	.496	.864
2016	San Jose	CAL	SF	.278	63	248	36	69	10	1	18	49	22	2	61	1	0	.344	.544	.888
	Minor League Totals			.259	259	969	146	251	50	5	42	148	104	2	258	7	3	.332	.451	.783

# 2017 FLYING SQUIRRELS



## LHP Carlos Diaz

Height/Weight: 6-2/176  
 Bats/Throws: Left/Left  
 Born: November 18, 1993 in Monteria, Columbia  
 Resides: Monteria, Columbia  
 Acquired: Signed by the Giants as a NOFA March 15, 2011



### HIGHEST LEVEL OF ACHIEVEMENT: DOUBLE-A

---THE DIAZ FILE---  
 Flying Squirrels Debut:  
 6/22/15 vs. NBR  
 Last Team:  
 San Jose Giants

### Career Highs

IP (S):.....8.0, 6/11/14 @ ROM  
 IP (R):.....4.0 (2x), Last, 9/1/4 vs CSC  
 H:.....8 (6x), Last, 6/30/14 @ LEX  
 BB:.....5 (3x), Last, 7/6/14 vs GVL  
 SO:.....13, 8/23/12 DSL MET

### FUNN FACT

Diaz is hoping his next trip to Richmond is longer than the last one. The lefty made his Double-A debut at The Diamond on 6/22/15 against New Britain. Diaz entered the game in the fourth inning to replace a struggling Joe Biagini. He lasted 2.1 innings and allowed three hits and one run before being removed for Stephen Johnson. Diaz was sent back to Augusta after the outing.

### 2016

Pitched just two games with San Jose (A+) giving up three runs in a total of one inning and would not pitch in another game until 6/21 with Salem-Keizer (A-)...Tossed just 8.1 innings for Salem-Keizer giving up four earned runs and striking out seven for an ERA of 4.32...Returned to San Jose where he finished the season throwing 11.2 innings and giving up 13 earned runs.

### 2015

Made a career-high 41 appearances during the regular season, including 40 with Augusta (A) ... Finished with 75 strikeouts and 17 walks in 55.1 IP in the South Atlantic League ... Didn't allow a run in his last nine outings in a span of 12.1 IP ... Made his Double-A debut on 6/22 against New Britain, allowing one earned run on three hits in 2.1 IP ... Was called up to help Richmond during a stretch where they played 30 games in 29 days without a day off leading into the All-Star break ... Assigned to San Jose (A+) and made his California League debut on 9/9 in the first game of the playoffs against Stockton ... Suffered the loss in game one of the Division Finals against Visalia but earned the win in game four which forced a deciding fifth game.

### 2014

Spent the entire season in Low-A Augusta where he split time between the starting rotation and bullpen ... Made 13 starts in his first 14 appearances before settling into the bullpen for the remainder of the season starting on 7/9 ... Went 6-6 with a 4.16 ERA in a career-high 101.2 IP.

### 2013

Made his U.S. debut with the AZL Giants (R), going 2-3 with a 4.99 ERA in 12 appearances, including 11 starts ... Struck out 51 batters in 39.2 IP.

### 2012

Led the DSL Giants rotation with eight wins while tying for the team-lead with 14 starts ... Finished second in the league with 80.1 IP.

### 2011

Spent his entire rookie season with the DSL Giants, making six starts and four relief appearances ... Went 2-2 with a 3.31 ERA in 35.1 IP ... Didn't throw more than 4.2 IP in his first seven professional appearances.

### PERSONAL & MISCELLANEOUS

Born Carlos Mario Diaz in Monteria, Cordoba, Colombia ... Signed as an international free agent on March 15, 2011.

### DIAZ'S CAREER PITCHING STATISTICS

Year	Team	League	ORG	W	L	PCT	ERA	G	GS	CG	SHO	SV	SVO	IP	H	R	ER	HR	HB	BB	SO	AVG
2011	DSL	DSL	SF	2	2	.500	3.31	10	6	1	1	0	0	35.1	30	16	13	0	1	14	21	.226
2012	DSL	DSL	SF	8	2	.800	2.91	15	14	0	0	0	0	80.1	64	35	26	2	7	20	68	.225
2013	AZL	AZL	SF	2	3	.400	4.99	12	11	0	0	0	0	39.2	43	26	22	1	2	21	51	.283
2014	Augusta	SAL	SF	6	6	.500	4.16	29	14	0	0	0	0	101.2	105	53	47	5	10	37	76	.269
2015	Richmond	EAS	SF	0	0	---	3.86	1	0	0	0	0	0	2.1	3	1	1	0	0	2	1	.333
2015	Augusta	SAL	SF	4	3	.571	1.63	40	0	0	0	5	9	55.1	41	17	10	2	3	17	75	.206
2016	Salem-Keizer	NWFL	SF	1	1	.500	4.32	10	0	0	0	0	0	8.1	9	6	4	0	0	3	7	.290
2016	San Jose Giants	CAL	SF	0	3	.000	10.54	11	0	0	0	0	1	13.2	25	16	16	2	2	11	13	.397
Minor League Totals				23	20	.535	3.72	128	45	1	1	5	10	336.2	320	170	139	12	25	125	312	.253

# 2017 FLYING SQUIRRELS



## 1B Dillon Dobson

Height/Weight: 6-2/220  
Bats/Throws: Left/Right  
Born: August 21, 1993 in Winston-Salem  
Resides: Hamptonville, NC  
Acquired: Selected by the Giants in the 23rd round  
2015 MLB June Draft



### HIGHEST LEVEL OF ACHIEVEMENT: LOW-A

#### ---THE DOBSON FILE---

Flying Squirrels Debut:  
N/A

Last Team:  
Augusta Greenjackets

#### Career Highlights

Runs: ..... 3 (2x), Last, 5/7/16 @ ROM  
Hits: ..... 3 (Many), Last, 8/23/16 vs GVL  
HR: ..... 1 (Many), Last, 8/12/16 vs LEX  
RBI: ..... 4, 5/20/16 @ ROM  
SB: ..... 1 (4x), Last, 7/4/16 vs HIC

#### FUNN FACT

Dobson spent three years at Appalachian State University and made a conference transition from the Southern Conference to the Sun Belt in his final year as a Mountaineer. Dobson played under the tutelage Billy Jones, the father of Flying Squirrels third baseman Ryder Jones. The Elder Jones led Appalachian State to an 86-130 overall record in his four seasons, including an. He was hired for the 2013 season

### 2016

Spent the entire 2016 season with Augusta (A)... Led the team with 60 RBI's, 27 doubles, and 31 walks...Tied for first with 13 home runs. Played 52 games at first base and 42 games and third base...Had a 15 game hit-streak from 4/8-4/22

### 2015

Played a full season with the AZL Giants (ROK)...Led the AZL Giants in hits (60), triples (6) and RBI's (31)... Also hit three home runs, 15 doubles and walked 15 times... Finished the year playing in six games with Salem-Keizer (A-)... Had four hits, a triple and one RBI.

### PERSONAL & MISCELLANEOUS

Born in Winston-Salem, NC...Played college baseball at Appalachian State...Drafted by the San Francisco Giants in the 23rd round of the 2015 draft...Played two years of baseball at Appalachian State... His freshman year he was an All Southern Conference Nominee starting 53 of 54 games...Hit .252 with a team high six home runs as a true freshman... First-team all-Southern Conference honoree hit .299 with 11 doubles, 11 home runs and 39 RBI as a sophomore... Led team in home runs, RBI and slugging percentage (.545)

#### DOBSON'S CAREER BATTING STATISTICS

Year	Team	League	ORG	AVG	G	AB	R	H	2B	3B	HR	RBI	BB	IBB	SO	SB	CS	OBP	SLG	OPS
2015	AZL	SF	297	.51	202	25	60	15	6	3	31	15	1	45	2	1	347	.475	.822	
2015	Salem-Keizer	NWL	SF	.182	6	22	0	4	0	1	0	1	1	0	4	0	0	.217	.273	.490
2016	Augusta	SAL	SF	.273	106	396	52	108	27	5	13	60	31	1	99	2	0	.328	.465	.793
	Minor League Totals			.277	163	620	77	172	42	12	16	92	47	2	148	4	1	.330	.461	.792



## of Steven Duggar

Height/Weight: 6-2/195  
 Bats/Throws: Left/Right  
 Born: November 4, 1993 in Spartanburg, SC  
 Resides: Moore, SC  
 Acquired: Selected by the Giants in the 6th round  
 2015 MLB June Draft



### FUNN FACT

Duggar's record-breaking 19-game hitting streak for Richmond began on 7/18/16 against Akron. Five games into the streak, Duggar was summoned to pinch-hit in the ninth inning against Harrisburg. Duggar drew a walk in his only plate appearance that game, allowing the streak to carry on. It finally came to an end on 8/8 against Trenton. The streak surpassed the Squirrels previous record of 18, set by Juan Perez in 2012

### HIGHEST LEVEL OF ACHIEVEMENT: DOUBLE-A

#### ---THE DUGGAR FILE---

Flying Squirrels Debut:

6/30/16 @ TRE

Last Team:

Richmond Flying Squirrels

### Career Highs

Runs: .....3, (3x), Last, 8/21/16 vs HAR  
 Hits: .....4, (4x), Last, 8/21/16 vs HAR  
 HR: .....2, Last, 4/17/16 @ IE  
 RBI: .....4, 4/17/16 @ IE  
 SB: .....2, 7/24/16 @ HAR

### 2016

Played in 70 games with San Jose (A+) where he hit .284 with 30 RBI's and 12 doubles...From 5/15-22 he had 13 hits, five RBI's and two home runs...Named the California League Player of the Week on 5/22/16..... Hit a career-high nine home runs and 30 RBI's in 60 games... Promoted to Richmond (AA) on 6/30 where he would finish out the season ...Had his best stretch of his professional career hitting .321...Set Flying Squirrels record with 19-game hitting streak from 7/18/16 - 8/6/16... Named Eastern League Player of the Week on 7/24/16 and a 2016 MiLB Organization All-Star.

### 2015

Started his professional career with Salem-Keiser (SS) where he led the team in on-base percentage (.390) with players that had over 50 at-bats...Hit .293 with 67 hits and finished second on the team 40 runs scored.

### PERSONAL & MISCELLANEOUS

A career .299 hitter in three years at Clemson, also had a .387 on-base percentage in 184 games...Had 33 doubles, six triples, eight homers, 109 RBI's and 140 runs, and 104 walks... The #10 ranked prospect in the Giants organization heading into 2017 according to *Baseball America*....Selected by the Giants in the 6th round of the 2015 draft.

### DUGGAR'S CAREER BATTING STATISTICS

Year	Team	League	ORG	AVG	G	AB	R	H	2B	3B	HR	RBI	BB	IBB	SO	SB	CS	OBP	SLG	OPS
2015	Salem-Keiser	NWL	SF	.293	58	229	40	67	12	1	1	27	35	0	52	6	3	.390	.367	.757
2016	San Jose	CAL	SF	.284	70	264	43	75	12	4	9	30	44	1	66	6	7	.386	.462	.848
2016	Richmond	EAS	SF	.321	60	243	35	78	16	4	1	24	28	1	51	9	7	.391	.432	.823
	Minor League Totals			.299	188	736	118	220	40	9	11	81	107	2	169	21	17	.389	.423	.811

# 2017 FLYING SQUIRRELS



## OF Johneshwy Fargas

Height/Weight: 6-1/170  
Bats/Throws: Right/Right  
Born: December 15, 1994 in Carolina, PR  
Resides: Trujillo, PR  
Acquired: Selected by the Giants in the 11th Round  
2013 MLB June Draft



### HIGHEST LEVEL OF ACHIEVEMENT: ADVANCED-A

#### ---THE FARGAS FILE---

Flying Squirrels Debut:

N/A

Last Team:

San Jose Giants

#### Career Hits

Runs:..... 3 (x2), Last, 7/22/15 vs GVL  
Hits:..... 3 (Many), Last, 8/17/16 vs. CSC  
HR:..... 1 (Many), Last, 7/7/15 vs KAN  
RBI:..... 4, 8/22/14 @ TRI  
SB:..... 4 (x2), Last, 7/3/15 @ SAV

### FUNN FACT

The Giants selected Fargas along with Rayan Hernandez (34th round) from the Puerto Rico Baseball Academy in 2013. Houston Astros stand-out shortstop Carlos Correa is the most well-known and accomplished from the academy. San Francisco has not selected a player from the school since the 2013 draft that produced Fargas.

## 2016

Assigned to Advanced-A San Jose to begin the year...made Carolina League debut on 4/7 vs. Lancaster and went 2-4 with a pair of RBI...Fargas opened the year as the SJ Giants everyday left fielder but hit .172 over 32 games and was demoted to Low-A Augusta...Fargas thrived once again in the South Atlantic League and hit .275 (80-291) over 83 games and stole 32 bases and was caught nine (9) times... Stole nine bases (9) and was caught seven (7) times in San Jose....Led the Giants organization with 41 stolen bases.

## 2015

Spent the entire season in Augusta (A) and played in a career-high 102 games ... Named a South Atlantic League Midseason All-Star, and finished 59-for-78 (76%) on stolen bases to lead the organization ... Hit .293 in the first half of the season and .260 in the second half to balance out a .278 average ... Batted .338 (44-for-130) against LHP and .250 (70-for-280) against RHP ... Had 34 multi-hit games ... Finished a perfect 4-for-4 on the bases in two games n Charleston on 4/13 and Savannah on 7/3 ... Had 11 games with two or more stolen bases, and wasn't caught once in those games ... Had a 15-game hitting streak at home from 7/5 to 8/8.

## 2014

Played in 49 games with Salem-Keizer (A-), batting .240 with three home runs and 13 runs batted in ... Converted 15-of-21 stolen base attempts and scored 33 runs ... Finished with a .373 on-base percentage ... Spent the winter playing for the Gigantes de Carolina in the Puerto Rican Winter League ... Finished 6-for-26 (.231) in 21 games.

## 2013

Debuted with the AZL Giants (R) on 7/2 shortly after being drafted in June ... Hit .299 (23-for-77) and scored 21 runs in 30 games ... Added eight stolen bases on 11 attempts ... Played in eight games with Carolina in the Puerto Rican Winter League during the offseason ... Went hitless in seven at-bats but scored five runs.

### PERSONAL & MISCELLANEOUS

Born Johneshwy Ali Fargas in Trujillo Alto, Puerto Rico ... Was one of three draft picks selected in the 11th round of the 2013 June Draft out of the Puerto Rico Baseball Academy ... Became the fifth Giants draft pick taken from the academy, and the highest overall with the 342nd pick ... Signed for \$100,000.

### FARGAS' CAREER BATTING STATISTICS

Year	Team	League	ORG	AVG	G	AB	R	H	2B	3B	HR	RBI	BB	IBB	SO	SB	CS	OBP	SLG	OPS
2013	AZL Giants	AZL	SF	.299	30	77	21	22	7	0	0	2	9	0	11	8	3	.393	.351	.744
2014	Salem-Keizer	NOR	SF	.240	49	167	33	40	6	0	3	13	24	0	27	15	6	.373	.329	.702
2015	Augusta	SAL	SF	.278	102	410	71	114	19	2	3	35	28	0	65	59	19	.347	.349	.696
2016	San Jose	CAL	SF	.172	36	134	14	23	0	3	0	9	12	0	40	9	7	.255	.216	.471
2016	Augusta	SAL	SF	.275	83	291	31	80	11	3	2	25	24	0	57	32	9	.340	.354	.694
	Minor League Totals			.259	300	1079	170	280	40	8	7	84	97	0	200	123	44	.342	.331	.672



## RHP Jason Forjet

Height/Weight: 6-2/185  
 Bats/Throws: Right/Right  
 Born: January 4, 1990 in Hollywood, FL  
 Resides: Pembroke Pines, FL  
 Acquired: Selected by the Giants in the 31st Round  
 2012 MLB June Draft



### FUNN FACT:

Forjet matched his career-high of 11 strikeouts on 6/3/16 at home against the Visalia Rawhide. The experienced righty tossed 105 pitches over seven innings to earn his sixth victory of the season. The 11 K's equaled his previous career mark set on 7/23/14 against Spokane. Forjet also managed a ten K performance over eight shutout innings on 9/1/15

### HIGHEST LEVEL OF ACHIEVEMENT: ADVANCED-A

#### ---THE FORJET FILE---

Flying Squirrels Debut:

N/A

Last Team:

San Jose Giants

### Career Highs

IP (S): ..... 8.0, 9/1/15 vs MOD  
 IP (R): ..... 4.1 (2x), Last, 8/30/14 @ BOI  
 H: ..... 13, 7/4/15 vs VIS  
 BB: ..... 4 (2x), Last, 6/25/16 @ STK  
 SO: ..... 11, 6/3/16 vs VIS

### 2016

Spent a second full year with San Jose (A+)... Started 18 of 19 appearances achieving a winning record of 10-7 with a 4.84 ERA... Led the team with 10 wins and pitched a career high 102.1 innings... Was fourth on the team in strike outs with 87... Gave up a career high seven earned runs on 7/13 against Lancaster after tossing just 2.1 innings... Had just two outings where he did not give up an earned run.

### 2015

Led the team with 10 wins while playing a second full season with San Jose (A+)... Only walked 20 batters in 102.1 innings... Tied a career high 11 strikeouts in 7.0 innings pitched allowing just four hits and one earned run in a win against Visalia (A+) on 6/3... Finished the year with a career high 4.84 ERA.

### 2015

Made 23 appearances (14 starts) in San Jose (A+), where he ranked second on the team with seven wins ... Pitched to a 2.67 ERA in a career-high 94.1 IP, and led all starters with a 1.11 WHIP ... Spent three weeks on the disabled list during the first half ... Won his last three starts during the regular season, pitching eight scoreless innings for the first time and striking out a season-high 10 in his final start on 9/1 against Modesto ... Went 1-0 in his first two career postseason starts, pitching five innings in a win against Stockton and a no decision against Visalia.

### 2014

Pitched the entire season with Salem-Keizer (A-) ... Led the Northwest League in wins with seven ... Led the Northwest League in strikeouts with 87 ... His 2.70 ERA was the lowest among qualifying starters ... Gave up a season-low three hits in six innings of work on 8/9 against Boise.

### 2013

Skipped two levels to spend season with Advanced-A San Jose ... Threw 63.2 innings, both as a starter and out of the bullpen ... Struck out a career-high eight (8) batters on 6/3 in Modesto, allowing no runs on two (2) hits ... Compiled a pre-All Star break ERA of 2.42, compared to a 5.66 ERA during the second half of the season.

### PERSONAL & MISCELLANEOUS

Selected by the Giants in the 31st round of the 2012 June Draft ... Attended Nova High School (FL) ... Graduated from Florida Gulf Coast University ... Led team with 15 starts as a senior ... Threw two (2) complete games during his college career ... Was a four-time Atlantic Sun All-Academic selection ... Selected to Atlantic Sun All-Tournament Team in 2012.

### FORJET'S CAREER PITCHING STATISTICS

Year	Team	League	ORG	W	L	PCT	ERA	G	GS	CG	SHO	SV	SVO	IP	H	R	ER	HR	BB	SO	AVG
2012	AZL	AAA	SF	0	0	—	1.93	7	1	0	0	2	3	9.1	7	2	0	0	2	6	.233
2013	San Jose	CAL	SF	4	3	.571	4.52	19	10	0	0	0	0	63.2	69	34	32	8	25	55	.280
2014	Salem-Keizer	NOR	SF	7	1	.875	3.10	15	14	0	0	0	0	87.0	84	33	30	6	16	87	.257
2015	San Jose	CAL	SF	7	4	.636	2.67	23	14	0	0	0	0	94.1	87	30	28	6	18	86	.242
2016	San Jose	CAL	SF	10	7	.588	4.84	19	18	0	0	0	0	102.1	91	62	55	13	5	20	.235
	Minor League Totals			28	15	.651	3.71	83	57	0	0	2	3	356.2	338	161	147	33	19	321	.251

# 2017 FLYING SQUIRRELS



## LHP Matt Gage

Height/Weight: 6-4/240  
Bats/Throws: Right/Left  
Born: February 11, 1993 in Niskayuna, NY  
Resides: Johnstown, NY  
Acquired: Selected by the Giants in the 10th Round  
2014 MLB June Draft



### HIGHEST LEVEL OF ACHIEVEMENT: DOUBLE-A

---THE GAGE FILE---  
Flying Squirrels Debut:  
7/17/15 vs. ALT  
Last Team:  
Richmond Flying Squirrels

### Career Highs

IP (S):.....8.0 (3x), 8/19/16 vs HAR  
IP (R):.....4.0, 7/31/14 vs AZL Angels  
H:.....10, 6/8/16 @ NH  
BB:.....4, 8/25/16 @ AKR  
SO:.....9 (x3), Last, 8/31/16 vs HFD

### FUNN FACT:

Not only did Gage stop the Squirrels 14-game losing streak on 5/21/16, but he nearly threw the franchise's first nine inning no-hitter. Gage cruised through the Erie lineup until Jacoby Jones guided a single up the middle for a base hit in the eighth. Gage lasted a career-high eight innings in the outing, stopping the Squirrels from matching their longest losing streak.

## 2016

Pitched the entire season in the Richmond rotation and led the Squirrels in wins (9)....Earned Eastern League Pitcher of the Week Award (5/15-5/22) by tossing eight shutout, one-hit innings against Erie to snap Squirrels 14-game losing streak....Lost first four decisions and then won nine (9) of his last 11....Drilled first career home run, a three-run shot, on July 4 in front of a capacity crowd against Reading....Gage also picked up the win in the contest by going 7.0IP, R, ER, 6K in the victory....Did not allow a run over his final 13.2 innings pitched.

## 2015

Started the season in Augusta (A) and pitched at least five innings in 11 of his 15 starts ... Took a no decision on 7/4 against Kannapolis, throwing 7.2 scoreless IP while allowing three hits and striking out six ... Followed that start with 7.0 scoreless innings in a win against Rome on 7/10, allowing three hits and a walk while matching a career-high with nine strikeouts ... Named South Atlantic League Pitcher of the Week on 7/13 ... Made his Richmond (AA) debut on 7/17 and won his first two starts against Altoona and Erie ... Went 5+ IP in six of his nine appearances with the Flying Squirrels.

## 2014

Spent his entire rookie season with the AZL Giants (R) and pitched in relief in his first six professional appearances ... Won his only two decisions in July while coming out of the bullpen against the AZL Marlins and AZL Angels ... Started six of his last seven games during the regular season but never pitched more than four innings ... Went 5.0 innings for the first time in his career on 9/1 in the Arizona League Championship against the AZL Indians, suffering the loss despite allowing just one run on five hits while striking out five in a 14-0 Indians win.

### PERSONAL & MISCELLANEOUS

Selected by the Giants in 10th round of 2014 June Draft ... Attended Broadalbin-Perth High School (NY) where he lettered in baseball, basketball, and soccer ... Pitched collegiately at Siena, where he broke his own program single-season record with 90 strikeouts as a junior in 2014 ... Finished with 212 strikeouts in his career, which ranks second in school history ... Went 4-7 and had a 4.50 ERA during his final season, hurling four complete games in 16 starts as the Saints won their fifth MAAC Championship and first since 1999 ... Threw 10 innings and 130 pitches, allowing just one earned run in a no decision against Fairfield at the MAAC Tournament (lost 5-3 in 12 innings) ... Made his final collegiate start in Siena's first NCAA Tournament game in 15 years, throwing 9.0 innings of one-run ball in a no-decision against Brandon Finnegan (17th overall pick in 2014, Royals) and TCU at the Fort Worth Regional (lost 2-1 in 11 innings) ... Was named to the All-Fort Worth Regional Tournament Team for his efforts ... Was a First Team All-MAAC selection following his sophomore season in 2013 and then pitched with the Chatham Anglers that summer, where he was named an All-Star in the Cape Cod League ... Nickname at Siena was "Gidgmo" ... Majored in management.

### GAGE'S CAREER PITCHING STATISTICS

Year	Team	League	ORG	W	L	PCT	ERA	G	GS	CG	SHO	SV	SVO	IP	H	R	ER	HR	HB	BB	SO	AVG
2014	AZL	AFL	SF	2	0	1.000	1.89	13	6	0	0	0	0	33.1	27	8	7	1	0	9	32	.225
2015	Augusta	SAL	SF	4	4	5.000	4.07	15	15	0	0	0	0	77.1	87	43	35	3	1	13	71	.250
2015	Richmond	EAS	SF	2	3	.400	4.66	9	7	0	0	0	0	38.2	39	21	20	2	0	10	30	.262
2016	Richmond	EAS	SF	9	7	.563	3.38	23	23	1	0	0	0	136.0	130	55	51	2	3	34	106	.248
Minor League Totals				17	14	.548	3.56	60	51	1	0	0	0	285.1	283	127	113	8	4	65	239	.259

# 2017 FLYING SQUIRRELS



## cAramis Garcia

Height/Weight: 6-2/220  
 Bats/Throws: Right/Right  
 Born: January 12, 1993 in Hialeah, FL  
 Resides: Pembroke Pines, FL  
 Acquired: Selected by the Giants in the 2nd Round  
 2014 MLB June Draft



### HIGHEST LEVEL OF ACHIEVEMENT: ADVANCED-A

#### ---THE GARCIA FILE---

Flying Squirrels Debut:

N/A

Last Team:

San Jose Giants

### Career Highs

Runs:..... 3 9x3 Last 4/26/16 vs. STK  
 Hits:..... 4 (x3) Last 8/3/15 @ LEX  
 HR:..... 2, 7/14/15 @ GVL  
 RBI:..... 4 (x3) Last, 7/14/15 @ GVL  
 SB:..... 1 (x2) Last 4/8/16 vs. LAN

### FUNN FACT:

Garcia has made his way back from a scary moment last season. On 5/22/16 Garcia tried to break up a double play while sliding into second and suffered a season-altering injury. "I made a late decision to slide," Garcia said, "and I just slid right into his knee." That slide into 2B Tim Lincecum's knee caused facial fractures for Garcia. He had surgery and plates inserted around his eye and cheekbone... Garcia sat out two months, lost about 20 pounds, then returned in late July.

### 2016

Started the season in San Jose (A+)... Injured after colliding with Rancho Cucamonga Quakes (A+) second baseman Tim Lincecum on a slide attempting to break up a double play on 5/22... Garcia was diagnosed with a facial fracture and would not return until 7/28 where he would rehab with the AZL Giants (R) for six games... Prior to the injury, he was hitting .301 with a .356 OBP... He returned to San Jose (A+) on 8/9 and finished out the season there... Had 24 RBI's in 47 games... Currently ranked as the #6 prospect in the organization.

### 2015

Played the majority of the year with Augusta (A) before being promoted to San Jose (A+) where he would finish the season... Hit .273 in Augusta with 61 RBI's and 15 home runs... Led Augusta in home runs and was second in RBI's... Hit two home runs in the playoffs and also had a game-winning RBI single in the ninth inning of Division Series Game 3... Named the Player of the Week for 7/20... Awarded Mid-Season All-Star in South Atlantic League... Awarded 2015 MiLB Organization All-Star...

### 2014

Made professional debut on 4/7/14 with Salem Keizer (A-)... Played 20 games with Salem before being assigned to the AZL Giants (R) for 8 games... Hit a combined .225... 8 game hit-streak from 7/31 to 8/13.

### PERSONAL & MISCELLANEOUS

Born on January 12, 1993 in Pembroke Pines, Florida... Played three seasons at Florida International University before getting drafted by the Giants in the second round of the 2014 draft... In his sophomore year, he was named one of the 15 semifinalists for the Johnny Bench Award recognizing Division I baseball's top catcher... Named to the All-Sun Belt Conference First team in 2013...

### GARCIA'S CAREER HITTING STATISTICS

Year	Team	League	ORG	AVG	G	AB	R	H	2B	3B	HR	RBI	BB	IBB	SO	SB	CS	OBP	SLG	OPS
2014	AZL	SF	219	.08	32	6	7	3	0	0	3	5	0	6	0	0	.324	.313	.637	
2014	Salem-Keizer	NOR	229	.20	70	5	16	3	0	2	12	5	0	19	0	0	.289	.357	.646	
2015	Augusta	SAL	273	.83	319	42	87	15	1	15	61	35	0	77	0	1	.350	.467	.817	
2015	San Jose	CAL	227	.20	75	10	17	4	0	0	5	9	0	22	1	0	.310	.280	.590	
2016	AZL	SF	227	.6	22	1	5	1	0	0	4	0	0	1	0	0	.217	.273	.490	
2016	San Jose	CAL	257	.41	144	20	37	6	0	2	20	14	0	42	1	0	.323	.340	.663	
Minor League Totals			255	.178	662	84	169	32	1	19	105	68	0	167	2	1	.328	.393	.721	

# 2017 FLYING SQUIRRELS



## INF Miguel Gomez

Height/Weight: 5-10/185  
Bats/Throws: Switch/Right  
Born: December 17, 1992 in Santo Domingo, DR  
Resides: Santo Domingo, DR  
Acquired: Signed by the Giants as NFA  
September 21, 2011



### FUNN FACT:

Gomez was signed as an 18 year-old and toiled in the Dominican Summer League for three seasons. He eventually made his state-side debut in 2015 and led the Northwest League in hits (88). Gomez blew through the South Atlantic League last season and finished the year with San Jose. His recent rise through the system earned Gomez a spot on the Giants 40-man roster.

### HIGHEST LEVEL OF ACHIEVEMENT: ADVANCED-A

#### ---THE GOMEZ FILE---

Flying Squirrels Debut:

N/A

Last Team:

San Jose Giants

### Career Highs

Runs:..... 3, (4x), Last, 7/21/16 vs. ASH  
Hits:..... 4, (Many), Last, 7/9/16 vs. COL  
HR:..... 2, 6/23/16 @ COL  
RBI:..... 4, (x5), Last, 7/9/15 vs. COL  
SB:..... 1, (Many), Last, 8/11/16 vs. HD

### 2016

Started the season with Augusta (A) where he played 66 games and batted .371...Promoted on 7/15 to San Jose (A+) where he finished the season...Named the South Atlantic League Player of the week on 6/26/16...From 6/26-7-3 he tallied 16 hits, nine RBI's and two home runs...Had a 10-game hitting streak from 5/28-6/9....Named a 2016 MiLB Organization All-Star...Was added to the Giants 40-man roster on Nov. 18, 2016.

### 2015

Played a full season with Salem-Keiser (A-)...Led the team in batting average (.319), RBI's by 22 with 52, and hits with 88...Awarded the MiLB North Western League Player of the month for July where he batted .393 with 30 RBI's, and nine doubles...Was also named a North Western League Post-Season All-Star where he slashed .385/.615/.973...Made the move from catcher to third base where he would play the majority of the season (32 games).

### 2012-2014

Played three seasons with the Dominican Summer League Giants (ROK)... had a cumulative batting average of .288... In 2014 he led the team in most offensive categories including doubles (18), home runs (5), total bases (117), and RBI's (60)...Awarded DSL Mid-Season All-Star as well as MiLB.com Organization All-Star in 2014...Played 77 games at catcher, 31 games at first base, and two games in the outfield in three years with the DSL Giants.

### PERSONAL & MISCELLANEOUS

Born and raised in Santo Domingo, Dominican Republic... Signed by San Francisco as a non-drafted free agent on Sept. 21, 2011

### GOMEZ'S CAREER HITTING STATISTICS

Year	Team	League	ORG	AVG	G	AB	R	H	2B	3B	HR	RBI	BB	IBB	SO	SB	CS	OBP	SLG	OPS
2012	DSL	SF		.231	37	121	17	28	6	2	1	17	11	0	25	2	1	.316	.339	.655
2013	DSL	SF		.315	35	111	16	35	12	1	2	23	10	1	27	1	0	.374	.495	.869
2014	DSL	SF		.318	45	258	35	82	18	1	5	60	17	0	37	3	0	.367	.453	.820
2015	Salem-Keiser	NWL	SF	.319	66	276	30	88	14	1	6	52	5	0	24	0	1	.331	.442	.773
2016	Augusta	SAL	SF	.371	66	267	41	99	17	1	8	43	12	2	25	3	2	.401	.532	.933
2016	San Jose	CAL	SF	.267	43	172	25	46	9	2	9	24	8	0	28	1	0	.302	.500	.802
2016	Minor League Totals			.314	312	1205	164	378	76	8	31	219	63	3	166	10	4	.353	.467	.820

# 2017 FLYING SQUIRRELS



Organization

2017 Flying Squirrels

2016: In Review

History & Records

Eastern League

SF Giants

General Info



## INF CJ Hinojosa

Height/Weight: 5-10/175  
 Bats/Throws: Right/Right  
 Born: July 15, 1994 in Houston, TX  
 Resides: Spring, TX  
 Acquired: Selected by the Giants in the 11th Round 2015 MLB June Draft



### HIGHEST LEVEL OF ACHIEVEMENT: DOUBLE-A

#### ---THE HINOJOSA FILE---

Flying Squirrels Debut:  
6/30/16

Last Team:  
Richmond Flying Squirrels

#### Career Highs

Runs:.....4, (x3), Last, 7/4/16 vs. REA  
 Hits:.....4, (x4), Last, 7/15/16 @ BOW  
 HR:.....2, 5/24/16 @ VIS  
 RBI:.....4, 6/24/16 @ STK  
 SB:.....1, (x2), Last, 9/5/16 vs. ALT

#### FUNN FACT

The Texas shortstop was in full multi-hit mode upon arrival to Richmond in 2016. Hinojosa racked up his first four-hit performance for the Squirrels on 7/4/16 against Reading. A short time later, Hinojosa added another four-hit day on 7/15 on the road against Bowie. Overall, Hinojosa collected 14 multi-hit games in just 57 played at Double-A

### 2016

Spent the entire season with Salem-Keiser (A-)... Batted .296 with five home runs and 19 RBI's in 48 games... Awarded the Northwest League Player of the Week on 8/17/15...from 8/10-17 he tallied 16 hits, eight RBI's...led the team in doubles...Was a non-roster invitee to 2017 Spring Training

### 2015

Played the first 69 games of the season with San Jose (A+) where he slashed .296/.348/.393...Promoted to Richmond on 6/30 where he would finish out the season...Went hitless in first seven games in Richmond but then went 9-for-24 (.375 batting average)... Made only 11 errors in 602 innings for a fielding percentage of 96.6%...Named a California League Mid-Season All-Star and a MiLB.com Organization All-Star.

### PERSONAL & MISCELLANEOUS

Rated #15 prospect by *Baseball America* entering the 2017 season...Played college baseball for the University of Texas where he was the primary shortstop for his three-years as a Longhorn...Had a career batting average of .283...Named to the 2014 College World Series All-Tournament Team...Played on the 2013 United States Collegiate National team as well as the U-16 National team in 2009...Rated the #4 high school prospect in Texas according to Perfect Game in 2012... Originally a 26th round draft pick of the Houston Astros in 2012 out of high school, but did not sign

### HINOJOSA'S CAREER BATTING STATISTICS

Year	Team	League	ORG	AVG	G	AB	R	H	2B	3B	HR	RBI	BB	IBB	SO	SB	CS	OBP	SLG	OPS
2015	Salem-Keizer	NWL	SF	.296	48	189	24	56	18	1	5	19	8	0	15	2	3	.328	.481	.809
2016	San Jose	CAL	SF	.296	69	260	45	77	14	3	6	34	36	0	46	1	4	.378	.442	.820
2016	Richmond	EAS	SF	.248	57	226	27	56	7	2	3	19	20	1	43	1	0	.312	.336	.648
	Minor League Totals			.280	174	675	96	189	39	6	14	72	64	1	104	4	7	.343	.418	.760

# 2017 FLYING SQUIRRELS



## of Tyler Horan

Height/Weight: 6-1/230  
Bats/Throws: Left/Right  
Born: December 2, 1990 in Stoughton, MA  
Resides: Middleboro, MA  
Acquired: Selected by the Giants in the 8th round  
2013 MLB June Draft



### HIGHEST LEVEL OF ACHIEVEMENT: DOUBLE-A

#### ---THE HORAN FILE---

Flying Squirrels Debut:

9/13/14 @AKR

Last Team:

Richmond Flying Squirrels

### Career Highs

Runs: .....4, 6/25/13 vs AZL Cubs  
Hits: .....4 (x2), Last, 7/4/14 vs GVL  
HR: .....2, 8/30/16 vs. HFD  
RBI: .....5, 6/26/14 vs RDM  
SB: .....1 (Many), Last, 8/6/15 @ LE

### FUNN FACT

On 8/30/16 Horan became the third player in Squirrels history to smash two home runs in the same inning. Horan joined Jarrett Parker and Ricky Oropesa in the multi-homer inning club with two liners to right field in the eighth inning. Parker accomplished the feat in the first inning on 5/26/13 and Oropesa did so in the sixth on 8/30/15 in Akron

### 2016

Spent the entire season with Richmond.... Came out of Spring Training as one of four outfielders to start with the Squirrels...Appeared in 93 games and hit 12 home runs while batting .265...Had first career multi-home run game on 8/30 against Hartford....Both home runs in the contest were hit in the same inning - an eight (8) run effort for Richmond in the eighth...Appeared in only 93 games due to two stints on the disabled list...Placed on DL from 6/8-6/17 due to hamstring issue and 7/8-7/21 due to ankle injury...Hit .282 with five (5) homers post All-Star break and batted .280 overall against left-handed pitching.

### 2015

Hit three home runs during 12 games in April, but went on San Jose's (A+) disabled list from 4/30-5/27 ... Hit just .192 with runners in scoring position for the season ... Selected as the California League Player of the Week on 7/20 after hitting a home run in three straight games from 7/16-18 ... Appeared in seven playoff games, batting .190 (4-for-21) with no home runs or RBIs, striking out eight times.

### 2014

Named an MiLB.com Organization All-Star after ranking second in the entire Giants' organization with 25 home runs, and sixth with 81 runs batted in and 76 runs scored ... Hit .273 in 102 games with Augusta, adding 52 extra-base hits, 54 runs batted in, and an .831 OPS ... Selected to the South Atlantic League Midseason All-Star team ... Spent the final month with San Jose after being reassigned on 8/1 ... In 28 regular-season games in the CAL League, hit .321 with 10 home runs and 27 runs batted in ... Added to Richmond's (AA) postseason roster and played in seven games, going 4-for-18 (.222) with two runs batted in and a pair of runs scored.

### 2013

Spent his first professional season splitting time between the AZL Giants (R) and the Salem-Keizer Volcanoes (A-) ... Did significantly better at the higher level, hitting .295 (52-for-176) with Salem-Keizer vs hitting .245 (12-for-49) with the AZL Giants.

### PERSONAL & MISCELLANEOUS

Drafted by the Giants in the 8th round of the 2013 June Draft out of Virginia Tech University ... Was an All-Atlantic Coast Conference First-Team selection in 2013 ... 2013 Collegiate Baseball Newspaper 2nd Team All-American ... 2013 NCAA Blacksburg Regional All-Tournament Team.

### HORAN'S CAREER BATTING STATISTICS

Year	Team	League	ORG	AVG	G	AB	R	H	2B	3B	HR	RBI	BB	IBB	SO	SB	CS	OBP	SLG	OPS
2013	AZL	SF	245	.13	49	14	12	5	1	0	5	6	0	12	1	0	0	.321	.388	.709
2013	Salem-Keizer	NOR	SF	.295	44	176	25	52	11	3	4	25	20	0	34	4	0	.372	.460	.832
2014	Augusta	SAL	SF	.273	102	370	59	101	22	5	15	54	39	2	97	9	4	.350	.481	.831
2014	San Jose	CAL	SF	.321	28	106	17	34	5	1	10	27	9	1	31	6	4	.376	.670	1.046
2015	San Jose	CAL	SF	.215	94	344	43	74	20	1	13	35	47	2	96	5	5	.311	.392	.703
2016	Richmond	EAS	SF	.265	93	287	43	76	12	4	12	36	31	1	79	4	3	.337	.460	.797



## of Ronnie Jebavy

Height/Weight: 6-2/205  
 Bats/Throws: Right/Right  
 Born: May 17, 1994 in Murfreesboro, TN  
 Resides: Murfreesboro, TN  
 Acquired: Selected by the Giants in the 5th round  
 2015 MLB June Draft



### HIGHEST LEVEL OF ACHIEVEMENT: ADVANCED-A

#### ---THE JEBAVY FILE---

Flying Squirrels Debut:

N/A

Last Team:

San Jose

#### Career Highs

Runs: .....3, (7x), Last, 7/21/16 vs IE  
 Hits: .....4, (2x), Last, 8/17/16 vs HIL  
 HR: .....2, 8/19/15 vs HIL  
 RBI: .....4 (2x), Last, 5/31/16 vs LAN  
 SB: .....3, 8/30/15 vs BOI

### FUNN FACT

Spent two seasons at Columbia State Junior College (TN) before transferring to MTSU. Upon returning to his hometown of Murfreesboro, Jebavy made a pair of SportsCenter top 10 plays in April of 2015. Jebavy made a diving catch against Rice that came in as #6 on SC. Four days later he managed to top that with the #4 play, robbing Austin Peay's Cayce Bredlau of a home run.

### 2016

Played in 127 games with San Jose (A+)... Led the team in runs scored (76) and hits (132)...Second on the team with 29 stolen bases...Batted .247... Led the team in strike outs by 43, striking out 153 times but was third on the team in walks with 34...Had 47 RBI's, 12 home runs and 28 doubles.

### 2015

Played in 63 games Salem-Keizer (A-) slashing .263/.303/.722... Led the team in stolen bases (23), triples (4) and hit-by-pitch (8)... Made just three errors in 559.1 innings in centerfield for a 97.7% fielding percentage

### PERSONAL & MISCELLANEOUS

Played college ball at Middle Tennessee State...Was selected by the San Francisco Giants in the 5th round of the 2015 draft...Was the highest draft pick from MTSU since former outfielder Bryce Brentz was selected number 36 overall in the 2010 draft...Was the fifth player in school history to be selected in the first five rounds...Was a Conference USA newcomer of the year after leading the school in batting average (.359), on-base percentage (.408), hits (88), and stolen bases (24)...Spent two seasons at Columbia State Junior College (TN) before transferring to MTSU.

### JEBAVY'S CAREER BATTING STATISTICS

Year	Team	League	ORG	AVG	G	AB	R	H	2B	3B	HR	RBI	BB	IBB	SO	SB	CS	OBP	SLG	OPS
2015	Salem-Keizer	NNVL	SF	.263	63	270	44	71	10	4	8	30	9	0	55	23	4	.303	.419	.722
2016	San Jose	CAL	SF	.247	127	535	76	132	28	5	12	47	34	0	153	24	14	.305	.385	.690
	Minor League Totals			.252	190	805	120	203	38	9	20	77	43	0	208	47	18	.304	.396	.701

# 2017 FLYING SQUIRRELS



## RHP Chase Johnson

Height/Weight: 6-3/190  
Bats/Throws: Right/Right  
Born: January 9, 1992 in Fallbrook, CA  
Resides: Fallbrook, CA  
Acquired: Selected by the Giants in the 3rd Round  
2013 MLB June Draft



### HIGHEST LEVEL OF ACHIEVEMENT: DOUBLE-A

#### ---THE JOHNSON FILE---

Flying Squirrels Debut:

8/21/15 @TRE

Last Team:

Richmond Flying Squirrels

#### Career Highs

IP (S): .....7.2, 6/7/15 vs HD  
IP (R): .....6.0, 8/14/15 vs LAN  
H: .....9 (x2) last, 4/27/16 @ BOW  
BB: .....4 (x3), Last, 8/13/14 @ WV  
SO: .....14, 8/14/15 vs LAN

### FUNN FACT

According to Johnson and the San Francisco Giants, the plan in 2016 was to move the righty into the bullpen after a handful of starts. Johnson was charged with the task of working on his secondary pitches as a starter, giving him more innings to do so. He was eventually moved into the bullpen on 5/26 and became a lock down option for Manager Miguel Ojeda

### 2016

Was a member of the Squirrels for the entire 2016 season....Began year in the rotation and made seven starts from 4/9 -5/20... Moved into bullpen (by design, see Funn Fact) on 5/26 @ BIN and made seven relief appearances before being placed on disabled list (shoulder)...Placed on DL 6/24 and returned 7/16...Posted a 1.93 ERA over final ten (10) appearances until being shut down for the season on 8/10...Allowed only two home runs all season...Did not allow a run in final eight outings.

### 2015

Split his first six decisions in San Jose (A+) from 4/10-6/21, pitching to a 3.55 ERA in 11 first-half starts while allowing a hit per inning ... Went 5-0 with a 0.94 ERA in seven starts during the second-half, lowering his opponents batting average from .268 to .189 ... Named the California League Pitcher of the Week on 7/13 after firing seven scoreless innings with eight strikeouts in a win against Modesto on 7/11 ... Followed that start with seven innings of one-run ball, striking out eight more on 7/19 in a win against Lancaster ... Pitched in relief once during the second half for San Jose, firing six scoreless innings while striking out a career-high 14 in a win against Lancaster on 8/14 ... Made his Richmond (AA) debut on 8/21 in Trenton, suffering the loss as he gave up five earned runs on seven hits in 4.0 IP despite nine strikeouts ... Ranked as the Giants #15 prospect by MLB.com entering the 2016 season.

### 2014

Pitched his entire first full season in Augusta (A), where he went 4-7 with a 4.58 ERA in 22 starts ... Threw seven innings in each of his last two starts after lasting seven IP for the first time in his career on 7/25 against Savannah.

### 2013

Spent time with the AZL Giants (R) and Salem-Keizer (A-) during his rookie season ... Assigned to Salem-Keizer after making three relief appearances in the Arizona League, combining to go 4-2 with a 3.88 ERA in 13 appearances, including 10 starts, between the two levels ... Made the only postseason start of his career in the Volcanoes first playoff game against Boise, surrendering two runs on six hits in five innings in a losing effort.

### PERSONAL & MISCELLANEOUS

Selected by the Giants in the third round of the 2013 June Draft out of Cal-Poly San Luis Obispo ... Previously selected by the Rangers in the 26th round of the 2010 June Draft out of Fallbrook (CA) Union High School but did not sign ... Did not allow a run in his final six college appearances as a junior in 2013, including 4.1 scoreless innings in the Los Angeles Regional at the NCAA Tournament ... Was used as Cal Poly's closer during his sophomore year after becoming a reliever during the final month of his freshman season ... Pitched for the Corvallis Knights (Flying Squirrels alumni include Matt Duffy, Andrew Susac, and Josh Osich) in the West Coast Collegiate Baseball League in 2011, and was named the 10th-best prospect by Baseball America ... Was also recruited by Wake Forest, UCLA, Duke, and Stanford. Added to 40-man roster on 11/18/16

### JOHNSON'S CAREER PITCHING STATISTICS

Year	Team	League	ORG	W	L	PCT	ERA	G	GS	CG	SHO	SV	SVO	IP	H	R	ER	HR	HB	BB	SO	AVG
2013	AZL	AZL	SF	1	0	1.000	1.69	3	0	0	0	0	0	5.1	5	1	1	0	0	1	7	.263
2013	Salem-Keizer	NOR	SF	3	2	.600	4.17	10	10	0	0	0	0	41.0	36	24	19	3	4	12	37	.240
2014	Augusta	SAL	SF	4	7	.364	4.57	23	22	0	0	0	0	110.1	111	69	56	5	10	40	94	.260
2015	San Jose	CAL	SF	8	3	.727	2.43	20	18	0	0	0	0	111.0	95	36	30	5	4	34	111	.235
2015	Richmond	EAS	SF	1	1	.500	5.92	3	3	0	0	0	0	13.2	16	9	9	0	0	8	18	.281
2016	Richmond	EAS	SF	1	4	.200	3.27	24	7	0	0	5	5	52.1	47	21	19	2	3	18	37	.242
	Minor League Totals			18	17	.514	3.61	83	60	0	0	5	6	335.2	310	160	134	15	21	113	304	.248



## LHP Christian Jones

Height/Weight: 6-3/210  
 Bats/Throws: Left/Left  
 Born: January 27, 1991 in Danville, CA  
 Resides: Danville, CA  
 Acquired: Selected by the Giants in the 18th Round 2013 MLB June Draft



### HIGHEST LEVEL OF ACHIEVEMENT: DOUBLE-A

#### ---THE JONES FILE---

#### Flying Squirrels Debut:

4/8/16 vs. HFD

#### Last Team:

Richmond Flying Squirrels

#### Career Highs

IP(S): .....7.1, (x2), Last, 7/1/14 @ ROM  
 IP(R): .....4.0, 6/30/16 @ TRE  
 H: .....10, 7/13/14 @ GVL  
 BB: .....3, (x3), Last, 8/6/16 @ BOW  
 SO: .....8, (x3), 9/19/15 vs RC

### FUNN FACT

Jones was called upon to do the heavy lifting on 6/30/16 in Trenton. With the bullpen depleted, starting pitcher Kyle Crick lasted just three innings, placing the Squirrels in a bind. Jones was summoned and tossed a career-high four scoreless innings out of the pen. Jones kept Richmond in the game but the Squirrels ultimately lost, 6-5

### 2016

Spent the entire season in the Eastern League, primarily in the Richmond bullpen....Made one spot start on 8/6/16 @ BOW...Held right-handed hitters to a .228 batting average...left-handed hitters batted .245...Made longest relief appearance of career (4.0) on 6/30/16 @ TRE...Went 0-4 at the plate with first plate appearance on 4/11 @ REA.

### 2015

Pitched in 37 regular season games with San Jose (A+), finishing third on the team with six wins to complement a 3.50 ERA ... Spent more than a month on the disabled list from 4/27-5/29 ... Made three starts to close out the regular season, never pitching more than 4.2 innings in those appearances ... Threw five scoreless innings and struck out five in a no decision in Visalia in game two of the California League Division Finals.

### 2014

Started 22 games for Augusta (A), where he was 5-9 with a 3.33 ERA in the South Atlantic League ... Struck out 100 batters and walked just 26 in 110.2 IP, leading all Greenjackets' starters with a 1.10 WHIP ... Went 2-6 with a 3.57 ERA in 11 starts during the second half.

### 2013

Debuted with the AZL Giants (R) on 7/7 against the AZL Royals ... Pitched in four games in the Arizona League before being assigned to Salem-Keizer (A-) ... Made 11 relief appearances with the Volcanoes, winning his first two professional decisions against Everett and Boise.

### PERSONAL & MISCELLANEOUS

Selected by the Giants in the 18th round of the 2013 June Draft from the University of Oregon as a redshirt-junior ... majored in business, economy and society at Oregon ... Missed the 2012 season with an elbow injury which required Tommy John surgery ... Shut out #3 Oregon State for eight innings before giving up a two-run homer in the bottom of the ninth as the Ducks upset the Beavers 7-2 during his sophomore year in 2011 ... Pitched for the Falmouth Commodores of the Cape Cod League in 2010 ... Named to the Cape Cod League All-Star Game and was chosen as Falmouth's Pitcher of the Year.

### JONES' CAREER PITCHING STATISTICS

Year	Team	League	ORG	W	L	PCT	ERA	G	GS	CG	SHO	SV	SVO	IP	H	R	ER	HR	HB	BB	SO	WP	AVG
2013	AZL	AZL	SF	0	0	--	1.69	4	0	0	0	0	0	5.1	3	1	1	0	0	2	4	0	.167
2013	Salem-Keizer	NOR	SF	2	0	1.000	3.29	11	0	0	0	0	1	13.2	14	8	5	1	1	2	14	2	.250
2014	Augusta	SAL	SF	5	9	.357	3.33	22	22	0	0	0	0	110.2	96	54	41	6	9	26	100	3	.232
2015	San Jose	CAL	SF	6	2	.750	3.50	37	3	0	0	1	2	72.0	72	35	28	4	4	21	75	7	.257
2016	Richmond	EAS	SF	2	6	.250	3.98	48	1	0	0	1	5	63.1	54	29	28	2	0	28	47	9	.235
	Minor League Totals			15	17	.469	3.50	122	26	0	0	2	8	265.0	239	127	103	13	14	79	240	21	.240

# 2017 FLYING SQUIRRELS



## 3B Ryder Jones

Height/Weight: 6-3/215  
Bats/Throws: Left/Right  
Born: June 7, 1994 in Seattle, WA  
Resides: Boone, NC  
Acquired: Selected by the Giants in the 2nd Round  
2013 MLB June Draft



### HIGHEST LEVEL OF ACHIEVEMENT: DOUBLE-A

#### ---THE JONES FILE---

#### Flying Squirrels Debut:

4/7/16 vs. HFD

#### Last Team:

Richmond Flying Squirrels

#### Career Highs

Runs: ..... 3 (Many), Last, 6/11/15 @ HD  
Hits: ..... 4, 4/16/15 vs BAK  
HR: ..... 2, 5/21/16 vs. ERI  
RBI: ..... 4 (x7), Last, 9/4/16 vs. ALT  
SB: ..... 1 (Many), Last, 7/18/16 vs. AKR

### FUNN FACT

Jones ended his season with a bang in the final series against Altoona. The Curve needed one win to clinch a playoff spot and Jones denied that on consecutive nights. On 9/3 Jones smashed a game-winning, pinch-hit grand slam against All-Star closer Montana DuRapau. The next evening Jones delivered again in the 5th inning to clear the bases with three runners aboard.

### 2016

Spent entire season with Double-A Richmond and was Opening Day starting third baseman...Led Flying Squirrels with 15 home runs and 67 RBIs...Hit grand slams on consecutive games to close out season vs. Altoona on 9/3 & 9/4...First career multi-homer game on 5/21 vs. ERI...Hit .233 before All-Star Break and .277 after...Was better against left-handed pitching (.265) than right-handed (.242).

### 2015

Led San Jose (A+) with 406 at-bats in 105 games, ending the season with a team-leading 49 runs scored ... Finished second behind Christian Arroyo with a career-best 109 hits, leading the SJ Giants with 29 doubles while ranking third with 47 runs batted in ... Hit .320 in April and had a hit in 12 of his first 13 games ... Had 17 runs batted in across 28 games in May, but totaled just 21 RBIs for the remainder of the season ... Hit .237 in 40 games during the second half of the season after hitting .288 in 65 games during the first half ... Batted .207 (24-for-116) in 32 games when batting third or fourth but .294 (85-for-289) when batting fifth or sixth.

### 2014

Began the season in Augusta (A), playing in 91 games, including 50 at third base and 34 at shortstop ... Hit .220 with the GreenJackets, adding seven home runs and 49 runs batted in ... Hit just .154 in 31 games after the All-Star break, and was assigned to Salem-Keizer (A-) on 7/27 ... Batted .181 against left-handed pitching in the South Atlantic League ... Hit .243 in 27 games with the Volcanoes, providing three home runs and 18 runs batted in.

### 2013

Debuted with the AZL Giants (R) on 6/28 against the AZL Diamondbacks, going 2-for-3 with a double and a run scored in his first professional game ... Hit .317 (46-for-145) in 37 games with 18 RBIs and 29 runs scored ... Named to the Arizona League Postseason All-Star team after going 3-for-7 with an RBI in two playoff games.

### PERSONAL & MISCELLANEOUS

Was the Giants second-round pick (64th overall) in the 2013 June Draft out of Watauga High School (Boone, N.C.) ... Was committed to playing at Stanford University before signing a professional contract ... Hit .461 with 11 home runs and 43 runs batted in during his senior year and was a Rawlings First Team All-American ... His father, Billy, is the head baseball coach at Appalachian State University ... Was a standout pitcher in high school and Baseball America noted that if the Giants convert him to pitcher at some point, he throws a low-90s fastball and a sharp slider.

### JONES CAREER BATTING STATISTICS

Year	Team	League	ORG	AVG	G	AB	R	H	2B	3B	HR	RBI	BB	IBB	SO	SB	CS	OBP	SLG	OPS
2013	AZL	AZL	SF	.317	37	145	29	46	9	0	1	18	14	0	38	0	0	.394	.400	.794
2013	Augusta	SAL	SF	.220	91	369	43	81	21	1	7	49	18	0	93	6	1	.272	.339	.611
2014	Salem-Keizer	NOR	SF	.243	27	107	17	26	5	1	3	18	7	0	21	1	0	.293	.393	.686
2014	San Jose	CAL	SF	.268	105	406	49	109	29	2	6	47	16	1	80	2	2	.296	.394	.690
2015	Richmond	EAS	SF	.247	126	473	49	117	26	0	15	67	26	0	79	1	2	.291	.397	.688
2016	Minor League Totals			.253	386	1500	187	379	90	4	32	199	81	1	311	10	5	.298	.382	.680



## RHP Rodolfo Martinez

Height/Weight: 6-2/180  
 Bats/Throws: Right/Right  
 Born: April 24, 1994 in Boca Chica, DR  
 Resides: Boca Chica, DR  
 Acquired: Signed by the Giants as a NFA  
 September 16, 2013



### HIGHEST LEVEL OF ACHIEVEMENT: DOUBLE-A

#### ---THE MARTINEZ FILE---

Flying Squirrels Debut:

6/26/16 vs. AKR

Last Team:

Richmond Flying Squirrels

#### Career Highs

IP (S):.....4.2, 7/23/14 vs AZL PAD  
 IP (R):.....2.0 (Many), Last, 9/3/15 vs CSC  
 H:.....10, 7/9/14 vs AZL ANG  
 BB:.....3 (4x), Last, 5/10/16 @ BAK  
 SO:.....8, 7/9/14 vs AZL ANG

### FUNN FACT

Martinez was one of the older players signed in the 2013 international class. The then 20-year-old still fetched a lucrative deal, thanks to his powerful arm, signing with San Francisco for \$350,000. He quickly made his way to Double-A in just his third professional season last year. Martinez encountered some difficulty in the level transition, but still managed to strike out 17 batters in 23 innings.

### 2016

Spent the majority of the season with San Jose (A+)... Gave up just one earned run in his first 15 appearances of the season... Completed 21 saves out of 23 save opportunities... Struck out 33 in 30.2 innings pitched... Was named a California League Midseason All-Star... Promoted to Richmond (AA) on 6/28 through the remainder of the season... Went 0-3 with a 6.65 ERA and gave up 17 earned runs in 23 innings pitched.

### 2015

Pitched the entire season with Augusta (A)... made an official move to the bullpen where his numbers drastically improved from 2014... Had the fourth best ERA on the team at 2.54... Pitched a career high 46.0 innings and only allowed 13 earned runs... Opponents batted just .232 against him.

### 2014

Made professional debut with the AZL Giants (ROK)... Went 1-5 with an 8.78 ERA... Pitched 27.2 innings and gave up 27 earned runs and opponents batted .375 against him... Started seven straight appearances before getting moved to the bullpen for his remaining eight appearances.

### PERSONAL & MISCELLANEOUS

Ranked the #14 prospect in the Giants organization according to *Baseball America* heading into the 2017 season... Signed by the giants at the age of 20 as an international free agent... Skipped the Giants DSL league and went straight to the AZL Giants in 2011.

### MARTINEZ'S CAREER PITCHING STATISTICS

Year	Team	League	ORG	W	L	PCT	ERA	G	GS	CG	SHO	SV	SVO	IP	H	R	ER	HR	HB	BB	SO	WP	AVG
2014	AZL	SF	1	5	.167	8.78	15	7	0	0	0	0	0	27.2	45	32	27	1	1	16	35	8	.375
2015	Augusta	SAL	SF	1	2	.333	2.54	35	0	0	0	0	0	46.0	41	16	13	1	0	14	44	7	.232
2016	San Jose	CAL	SF	1	1	.500	0.88	32	0	0	0	21	23	30.2	23	9	3	1	0	10	33	1	.205
2016	Richmond	EAS	SF	0	3	.000	6.65	25	0	0	0	3	5	23.0	29	17	17	1	2	15	17	6	.315
Minor League Totals				3	11	.214	4.24	107	7	0	0	24	28	127.1	138	74	60	4	3	55	129	22	.275

# 2017 FLYING SQUIRRELS



## RHP Jacob McCasland

Height/Weight: 6-2/225  
Bats/Throws: Right/Right  
Born: September 13, 1991 in Farmington, NM  
Resides: Farmington, NM  
Acquired: Selected by the Giants in the 26th Round  
2013 MLB June Draft



### HIGHEST LEVEL OF ACHIEVEMENT: LOW-A

---THE MCCASLAND FILE---

Flying Squirrels Debut:

N/A

Last Team:

Augusta GreenJackets

### Career Highs

IP (S): .....7.2, 6/7/15 vs HD  
IP (R): .....6.0, 8/14/15 vs LAN  
H: .....9 (x2) last, 4/27/16 @ BOW  
BB: .....4 (x3), Last, 8/13/14 @ WV  
SO: .....14, 8/14/15 vs LAN

### FUNN FACT

McCasland worked his magic in a seven-inning no-hitter on 7/17/16 against Delmarva. McCasland punched out five Shorebirds and was one error away from ea perfect game. He only needed 72 pitches in the outing and used 52 of them for strikes. It was the first no-hitter for the GreenJackets since Sergio Romo, Osiris Matos and David Quinowski accomplished the feat against the Rome Braves 5-0.

### 2016

Had his best professional year with Augusta (A)...Worked 109.1 innings and led the team with a 1.65 ERA... Tied for first on the team with 107 strikeouts... Made a switch from the bullpen to a starting role for 13 games of his 27 appearances.Went 5.0 innings in his second professional start giving up one earned run and striking out five...South Atlantic League Player of the Week on 7/17 and awarded MiLB South Atlantic League Player of the Month for August where he went 4-1 with a 1.13 ERA with 38 strikeouts.

### 2015

Pitched a full year with Augusta (A)... For the second straight year he had an ERA over 5.0 (5.40)... Gave up 30 earned runs in 50 innings pitched... Opponents batted .302 against him...Made spot start on 9/1 and tossed season-high five innings against Savannah

### 2014

Spent full season with Salem Keizer (A-)... Had the team's highest ERA of 7.76 and was second on the team in walks with 23...Tossed 26.2 innings giving up 23 earned runs... Had a 13.50 ERA in the first half of the season and a 2.57 ERA in the second half.

### 2013

Spent a full season with the AZL Giants (ROK)...Threw 13.1 innings in 15 appearances striking out 13 and allowing seven earned runs... Had a 1-0 record and did not allow a home run... Finished the year with a 4.73 ERA.

### PERSONAL & MISCELLANEOUS

Drafted by the San Francisco Giants in the 26th round of the 2013 draft out of the University of New Mexico... Born and raised in Farmington, NM...Was initially selected by San Francisco in the 38th round out of Piedra Vista HS, Farmington, N.M but did not sign...Named New Mexico's Baseball Player of the Year in 2010

### MCCASLAND'S CAREER PITCHING STATISTICS

Year	Team	League	ORG	W	L	PCT	ERA	G	GS	CG	SHO	SV	SVO	IP	H	R	ER	HR	HB	BB	SO	WP	AVG
2013	AZL	SF	1	0	1.000	4.73	15	0	0	0	0	0	0	13.1	17	8	7	0	0	10	13	0	.321
2014	Salem-Keizer	NOR	SF	2	3	.400	7.76	22	0	0	0	0	2	26.2	26	23	23	1	3	23	6		.260
2015	Augusta	SAL	SF	1	2	.333	5.40	23	1	0	0	0	1	50.0	61	35	30	5	4	19	44	1	.302
2016	Augusta	SAL	SF	8	5	.615	1.65	27	13	1	1	3	3	109.1	77	23	20	4	3	24	107	6	.197
	Minor League Totals			12	10	.545	3.61	87	14	1	1	3	6	199.1	181	89	80	10	10	76	196	13	.243

# 2017 FLYING SQUIRRELS



## RHP Tyler Mizenko

Height/Weight: 6-1/200  
 Bats/Throws: Right/Right  
 Born: April 9, 1990 in Wallingford, CT  
 Resides: Wallingford, CT  
 Acquired: Selected by the Giants in the 28th Round  
 2011 MLB June Draft



### FUNN FACT

There was no keeping Mizenko down in 2016. The reliable righty took a sharp line drive off his foot in the eighth inning against Altoona on 4/16. Mizenko finished the inning and was placed on the Disabled List the next day with a fractured toe. Mizenko, determined to get back, missed only 14 days before being reactivated on 4/30 against Hartford.

### HIGHEST LEVEL OF ACHIEVEMENT: DOUBLE-A

#### ---THE MIZENKO FILE---

#### Flying Squirrels Debut:

4/23/15 vs. NBR

#### Last Team:

Richmond Flying Squirrels

### Career Highs

IP (S):.....Has never started  
 IP (R):.....3.0 (x4), Last, 7/13/15 @ TRN  
 H:.....5 (x2), Last, 7/1/15 @ HAR  
 BB:.....4, 8/6/16 vs. BOW  
 SO:.....4, 7/13/15 @ TRN

### 2016

Returned for a second full season with Richmond (AA)...Allowed just one earned run in his first six appearances... Post All-Star break threw just 19 innings and allowing 11 earned runs for a 5.21 ERA... Finished the season with 41 strikeouts and a 4.31 ERA.

### 2015

Had his best professional season in Richmond (AA) tossing 50.0 innings allowing only 11 earned runs for a career low 1.98 ERA... Had a streak of 12 games without giving up an earned run from 5/11-6/27... Went on the disabled list twice, once in May and once in July... Had a 0.61 ERA when there were two outs, allowing just 1 earned run in 14.2 innings.

### 2014

Played the full season with San Jose (A+)... Threw a career high 62 innings and also had a career high 3.48 ERA... Completed 14 saves in 20 opportunities. In four straight appearances from 7/16 to 8/2 he gave up 10 earned runs... Three of his four wins came against Modesta (A+).

### 2013

Continued success in 2013 pitching the full season with Augusta (A)... Once again served as the primary go-to middle reliever... Gave up just 16 earned runs in 52.1 innings while striking out 50... Held opponents to a mere .227 batting average... Named a South Atlantic League All-Star.

### 2012

Went 3-0 in his first professional season with Salem-Keiser (A-)... Finished third on the team with a 1.99 ERA in 31.2 innings pitched... Appeared in 24 games, all of which coming out of the bullpen... Completed 13 of 16 save opportunities.

### PERSONAL & MISCELLANEOUS

Led the South Atlantic League with 25 saves in 2013. ... Selected by the San Francisco Giants in the 28th round of the 2011 June Draft out of Winthrop University.

### MIZENKO'S CAREER PITCHING STATISTICS

Year	Team	League	ORG	W	L	PCT	ERA	G	GS	CG	SHO	SV	SVO	IP	H	R	ER	HR	BB	BB	SO	WP	AVG
2012	Salem-Keiser	NOR	SF	3	0	1.000	1.99	24	0	0	0	13	16	31.2	27	9	7	0	0	5	29	6	.229
2013	Augusta	SAL	SF	1	4	.200	2.75	48	0	0	0	25	29	52.1	45	19	16	3	1	24	50	2	.227
2014	San Jose	CAL	SF	4	3	.571	3.48	59	0	0	0	14	20	62.0	65	26	24	5	1	17	48	4	.272
2015	Richmond	EAS	SF	4	3	.571	1.98	37	0	0	0	4	9	50.0	51	13	11	2	1	14	28	0	.274
2016	Richmond	EAS	SF	2	7	.222	4.31	51	0	0	0	2	5	54.1	61	32	26	7	3	25	41	6	.282
	Minor League Totals			14	17	.452	3.02	219	0	0	0	58	79	250.1	249	99	84	17	6	85	196	18	.260

# 2017 FLYING SQUIRRELS



## OF Carlos Moncrief

Height/Weight: 6-0/220  
 Bats/Throws: Left/Right  
 Born: November 3, 1988 in Jackson, MS  
 Resides: Goodyear, AZ  
 Acquired: Signed by the Giants as a MLB FA November, 23 2015



### FUNN FACT

Moncrief signed with the Giants in 2016 and was re-signed for 2017. The fan-favorite outfielder was once a member of the Cleveland Indians 40-man roster. Moncrief was initially selected by the Indians as a pitcher in the 14th round of the 2008 draft. He spent two years on the mound before shifting to the outfield.

### HIGHEST LEVEL OF ACHIEVEMENT: TRIPLE-A

#### ---THE MONCRIEF FILE---

Flying Squirrels Debut:

4/7/16 @ HFD

Last Team:

Richmond Flying Squirrels

### Career Highs

Runs: .....5, 7/21/11 vs. QC  
 Hits: .....4 (x2), Last 6/21/14 @ LHV  
 HR: .....2 (x2) Last 5/5/15 vs. CHA  
 RBI: .....5, 7/24/14 @ LOU  
 SB: .....2 (Many) Last 8/8/15 vs. POR

### 2016

Signed as a free agent by the Giants to a minor league contract at the end of the 2015 season...Played in 72 games with Richmond (AA)... Slashed .261/.372/.409 with 22 RBI's and 11 doubles...Committed just two errors in 297.1 innings for a fielding percentage of .971...Place on the 7-day disabled list on 8/09 and would not return for the remainder of the season.

### 2015

Started the season with Columbus (AAA, Cleveland) and had the first two-home run game of his career on 5/5 in a 10-3 win over Charlotte ... Hit just .187 in 57 games before being assigned to Akron (AA) on 7/1 ... Hit .261 in 56 games in the Eastern League, coming on late with four home runs and 18 runs batted in during 27 games in August.

### 2014

Played in a career-high 132 games with Columbus, hitting .294 in in 42 games following the All-Star break ... Hit for a higher average against left-handed pitching (.281) but showed more power against righties (.265) with nine home runs and 46 driven in ... Led all International League outfielders with 22 assists and six double plays ... Went 0-for-9 with six strikeouts in four playoff games.

### 2013

Enjoyed the best season of his career in 129 games in the Eastern League with the Akron Aeros ... Named a Midseason, Postseason, and MiLB.com Organization All-Star with Cleveland ... Ranked fourth in the EL with 230 total bases ... Established career highs in most offensive categories and led all outfielders with eight double plays started.

### 2011-2012

Finished with 53 RBIs each of his two seasons in Carolina (A+) and Lake County (A) ... Totaled 31 home runs and 37 stolen bases during his two years in A-Ball ... Named the Midwest League Batter of the Week for the week of 4/18-25 with Lake County in 2011 ... Ranked second in the MWL with 158 strikeouts and tied for fourth with 76 walks.

### 2008-2010

Came up as a pitcher in the Indians organization, making 28 appearances during his first two seasons in the rookie-level Gulf Coast League and Arizona League ... Switched to the outfield in 2010 and spent most of the season in the New York-Penn League with Mahoning Valley (SS).

### PERSONAL & MISCELLANEOUS

Selected by the Cleveland Indians in the 14th round of the 2008 June Draft out of Chipola College (Marianna, FL) ... His father Homer was a ninth round pick by the Tigers in 1980 out of Jackson State University in Mississippi ... Spent three seasons in Double-A pitching in 70 games for Birmingham and Glens Falls (White Sox).

### MONCRIEF'S CAREER HITTING STATISTICS

Year	Team	League	ORG	AVG	G	AB	R	H	2B	3B	HR	BB	IBB	SO	SB	CS	OBP	SLG	OPS	
2010	Mahoning	NYP	CLE	241	66	245	30	59	11	4	5	21	27	0	56	7	5	.324	.380	.704
2010	Kinston	CAR	CLE	111	5	9	1	1	1	0	0	0	1	0	4	0	0	.200	.222	.422
2011	Lake County	MID	CLE	233	122	464	73	108	26	7	16	53	76	2	158	20	7	.344	.422	.768
2012	Carolina	CAR	CLE	249	101	353	57	88	23	4	15	53	46	2	136	17	2	.339	.465	.804
2013	Akron	EAS	CLE	284	129	489	77	139	26	4	17	75	55	3	98	15	7	.354	.470	.824
2013	Columbus	INT	CLE	271	132	480	64	130	33	4	12	63	38	5	130	8	3	.328	.431	.759
2014	Columbus	INT	CLE	187	57	196	21	31	3	0	7	24	32	1	59	5	0	.322	.409	.731
2015	Akron	EAS	CLE	261	56	199	29	52	9	3	4	27	34	1	28	6	4	.368	.397	.765
2016	Richmond	EAS	SF	261	72	176	27	46	11	0	5	22	28	1	38	6	0	.372	.409	.781
	Minor League Totals			253	740	2581	379	654	143	29	81	338	337	15	697	84	28	.343	.425	.768



## RHP Reyes Moronta

Height/Weight: 6-0/175  
 Bats/Throws: Right/Right  
 Born: January 6, 1993 in Santiago, DR  
 Resides: Santiago, DR  
 Acquired: Signed by the Giants as NDFAs  
 September, 16 2017



### FUNN FACT

Moronta made himself known with a stellar 2016 season. For the first time in his career, Moronta is ranked as a top prospect by Baseball America (#12). The hard-throwing righty has hit triple digits on the radar gun and punched out 93 batters in 59 innings at San Jose. He took over the closer job once Rodolfo Martinez was promoted to Richmond and finished out 14 games.

### HIGHEST LEVEL OF ACHIEVEMENT: ADVANCED-A

#### ---THE MORONTA FILE---

Flying Squirrels Debut:

N/A

Last Team:

San Jose Giants

#### Career Highs

IP (S): ..... 5, 7/3/13 vs BOI  
 IP (R): ..... 3 (3x), Last, 6/19/15 vs SAV  
 H: ..... 5, 7/14/13 vs SPO  
 BB: ..... 7, 7/14/13 vs SPO  
 SO: ..... 6, 7/3/13 vs BOI

### 2016

Played a full season with San Jose (A+)... Had a 0-3 record with 2.59 ERA and played a career high 59.0 innings. Struck out 93 batters, most on the team amongst all relievers... Had a 0.69 ERA in the month of May... In 13 innings he gave up just one earned run... Held opponents to a .195 batting average... Led the team with 17 holds and was second in saves with 14. Name a California League Mid-Season All-Star.

### 2015

Had his first down year professionally going 1-7 with a 5.73 ERA... Gave up 31 earned runs in 48.2innings... Opponents hit a career high .281 against him... Did not give up a hit when he was ahead in the count (13.1 innings)

### 2014

Pitched just 19.1 innings with the AZL Giants (ROK) coming off of a season ending injury... Had a 2-2 record with a 4.98 ERA... Started all six of his six appearances.

### 2013

Pitched just 21.2 innings with Salem- Keizer (A-) giving up 12 earned and walked eight... Placed on the 60-Day disabled list on 7/29 and would not return the rest of the season.

### PERSONAL & MISCELLANEOUS

Signed with the San Francisco Giants as an international free agent on Sept. 16, 2010.

### MORONTA'S CAREER PITCHING STATISTICS

Year	Team	League	ORG	W	L	PCT	ERA	G	GS	CG	SHO	SV	SVO	IP	H	R	ER	HR	BB	HB	SO	AVG
2011	DSL Giants	DSL	SF	1	1	.500	2.13	14	0	0	0	5	6	42.1	30	11	10	3	5	13	36	.195
2012	AZL Giants	AZL	SF	3	0	1.000	3.06	17	0	0	0	1	1	17.2	16	9	6	2	0	9	18	.242
2013	Salem-Keizer	NOR	SF	2	2	.500	4.98	6	6	0	0	0	0	21.2	24	15	12	2	2	8	22	.279
2014	AZL Giants	AZL	SF	0	1	.000	4.66	20	0	0	0	5	7	19.1	16	12	10	1	2	11	30	.222
2015	Augusta	SAL	SF	1	7	.125	5.73	42	0	0	0	12	14	48.2	56	32	31	1	1	23	64	.281
2016	San Jose	CAL	SF	0	3	.000	2.59	60	0	0	0	14	18	59.0	43	20	17	7	1	20	93	.195
	Minor League Totals			7	14	.333	3.71	159	6	0	0	37	46	208.2	185	99	86	16	11	84	263	.232

# 2017 FLYING SQUIRRELS

Organization

2017 Flying Squirrels

2016: In Review

History & Records

Eastern League

SF Giants

General Info



## INF/OF Cristian Paulino

Height/Weight: 5-10/170  
 Bats/Throws: Right/Right  
 Born: September 4, 1991 in Villa Mella, DR  
 Resides: Villa Mella, DR  
 Acquired: Signed by the Giants as a NQFA  
 September 17, 2009



### FUNN FACT

Paulino appeared at second base, third base and all three outfield positions for San Jose last year. The 25-year old has developed into a reliable speedy utility option for the Giants. In addition to his offensive duties, Paulino has also appeared on the mound in an emergency role. He made his pitching debut on 4/15/15 and tossed one scoreless inning. He was called upon twice last year and allowed six runs in a 16-2 SJ Giants loss on 8/13/16

### HIGHEST LEVEL OF ACHIEVEMENT: ADVANCED-A

---THE PAULINO FILE---

Flying Squirrels Debut:

N/A

Last Team:

Richmond Flying Squirrels

### Career Highs

Runs: .....3 (2x), Last, 5/31/15 @ ASH  
 Hits: .....3 (Many), Last, 7/13/16 @ LAN  
 HR: .....2, 5/31/15 @ ASH  
 RBI: .....4, 5/31/15 @ ASH  
 SB: .. .....3 (2x), Last, 4/10/14

### 2016

Played a full season with San Jose (A+)... Led the team with 29 stolen bases and finished fifth on the team with 69 strike-outs... Had 10-game hitting streak from 8/3-9/1... Finished the year with a slash line of .259/.281/.374.

### 2015

Played a second full season with Augusta (A)... Only played in 45 games as he was placed on the disabled list on 6/19 and once again did not finish the season... Finished the first half of the season batting .299 with an .838 OPS tallying 19 extra-base hits and 19 stolen bases.

### 2014

After playing most of his career at second and third base he made the move to the outfield playing 47 games in left field, 26 games in centerfield, and 24 in right field... Hit .296 in July but hit just .146 in August... Went hitless in seven straight games from 6/12-7/23... Was placed on the disabled list on 8/22 and did not play the rest of the season... Finished the season batting just .240

### 2013

Played a third full season with the AZL Giants (R)... Finished the season with a career best .307 batting-average, and a .475 slugging percentage... Had a 10-game hit streak from 7/5-7/28 where he tallied 15 hits and nine RBI's.

### 2011-2012

Assigned to the AZL Giants (R) on 6/20/11... Finished the season second on the team with 10 stolen bases... On 8/25/11 he went 5-for-6 with three doubles scoring five runs of his own against the AZL Cubs... Played a second full season with the AZL Giants seeing action in 30 games... Assigned to Salem Keizer (A-) on 8/26/12 but the following day was sent back to the AZL Giants on a rehab assignment... Did not play the rest of the season.

### PERSONAL & MISCELLANEOUS

Signed by the San Francisco Giants as a non-drafted free agent on 9/17/09... Born in Santo Domingo, Dominican Republic.

### PAULINO'S CAREER HITTING STATISTICS

Year	Team	League	ORG	AVG	G	AB	R	H	2B	3B	HR	RBI	BB	IBB	SO	SB	CSOBP	SLG	OPS
2010	DSL	SF		.251	59	215	33	54	10	0	3	38	20	0	51	19	6	.327	.467
2011	AZL	SF		.277	34	112	36	31	7	4	1	16	16	1	17	10	1	.379	.438
2012	AZL	SF		.247	30	97	13	24	5	1	0	10	6	0	24	11	2	.298	.320
2013	AZL	SF		.307	34	101	22	31	9	1	2	16	5	0	17	13	2	.358	.475
2014	Augusta	SAL	SF	.240	92	271	36	65	8	4	3	31	15	0	56	20	5	.291	.332
2015	Augusta	SAL	SF	.299	45	167	38	50	13	3	3	24	13	0	39	19	5	.371	.467
2016	San Jose	CAL	SF	.259	81	286	35	74	17	2	4	24	8	0	69	29	10	.281	.374
	Minor League Totals			.263	375	1249	203	329	69	15	16	159	83	1	273	121	31	.321	.402

# 2017 FLYING SQUIRRELS



Organization

2017 Flying Squirrels

2016: In Review

History & Records

Eastern League

SF Giants

General Info



## INF Juniel Querecuto,

Height/Weight: 5-9/160  
Bats/Throws: Switch/Right  
Born: September 19, 1992 in Barquisimeto, VZ  
Resides: Bobare, VZ  
Acquired: Signed by the Giants as MLB FA November 17, 2016



### FUNN FACT

Juniel (yoo-knee-EL) Querecuto (care-uh-KOO-to) made his MLB debut on 9/27/16, eight days after his 24th birthday. Juniel's father Juan Querecuto was also a utility infielder and played for two seasons in the Blue Jays minor league system. Juan's career topped out at Dunedin in the Florida State League in 1995. He also played for a handful of Independent League teams.

### HIGHEST LEVEL OF ACHIEVEMENT: MLB

---THE QUERECUTO FILE---

Flying Squirrels Debut:

N/A

Last Team:

Tampa Bay Rays

### Career Highs

Runs:.....3 (2x), Last, 7/31/16 vs JXN  
Hits:.....4 (3x), Last, 6/30/15 @ WM  
HR:.....1 (Many), Last, 7/31/16 vs JXN  
RBI:.....4 (2x), Last, 4/21/16 @ TNS  
SB:.....2 (3x), Last, 5/23/14 vs LC

### 2016

Split the season between Montgomery (AA) and Durham (AAA)...combined to hit .241 with 19 doubles and 38 RBI in 96 games between the clubs...Made his Major League debut with Tampa Bay on 9/22 vs the Yankees...Recorded his first Major League hit against the CWS and RHP Matt Albers, a two-RBI triple...Went 1-for-11 with a run, two RBI in four games for the Rays.

### 2015

Made a combined 82 starts between three teams, including four games with Durham (AAA) where he hit a combined .256 with 13 doubles and 34 RBI...Batted .317 versus left-handed pitchers, compared to .232 versus righties.

### 2014

Combined for a career high 45 RBI and hit .271 between Charlotte (A+) and Bowling Green (A)

### 2013

Missed the entire season after undergoing Tommy John surgery on April 5

### 2012

Collected a career-best 17 doubles and 13 stolen bases for Bowling Green (A)...

### PERSONAL & MISCELLANEOUS

Signed by the Tampa Bay Rays as an international free agent on 7/2/09...Made his Major League Debut with the Rays on 9/22/16... His father, Juan Querecuto played 13 seasons with the Cardenales de Lara, a baseball team in the Venezuelan Professional Baseball League.

### QUERECUTO'S CAREER BATTING STATISTICS

Year	Team	League	ORG	AVG	G	AB	R	H	2B	3B	HR	RBI	BB	IBB	SO	SB	CS	OBP	SLG	OPS
2010	GCL	GCL	TB	.251	46	167	20	42	4	1	0	11	13	0	26	11	2	.315	.287	.602
2011	Hudson Valley	NYP	TB	.241	70	274	36	66	11	3	0	24	20	0	45	8	3	.292	.303	.595
2012	Bowling Green	MID	TB	.249	106	386	53	96	17	2	0	32	38	0	79	13	6	.316	.303	.619
2013	Bowling Green	MID	TB	.291	88	354	45	103	13	1	2	37	25	0	44	5	5	.339	.350	.689
2014	Port Charlotte	FSL	TB	.194	27	93	9	18	0	2	0	8	2	0	19	0	1	.211	.237	.448
2015	Durham	INT	TB	.300	4	10	1	3	1	0	0	1	2	0	4	0	0	.417	.400	.817
2015	Port Charlotte	FSL	TB	.293	41	150	23	44	7	1	1	23	14	0	26	1	1	.355	.373	.728
2015	Montgomery	SOU	TB	.209	44	129	22	27	5	1	1	10	14	0	18	0	3	.290	.287	.577
2016	Durham	INT	TB	.242	36	120	11	29	8	0	0	11	6	1	31	3	1	.289	.308	.597
2016	Montgomery	SOU	TB	.241	60	220	26	53	11	3	3	27	21	0	43	0	0	.303	.359	.662
2016	Tampa Bay	AL	TB	.091	4	11	1	1	0	1	0	2	0	0	6	0	0	.091	.273	.364
	Minor League Totals			.253	522	1903	246	481	77	14	7	184	155	1	335	41	22	.311	.319	.630
	Major League Totals			.091	4	11	1	1	0	1	0	2	0	0	6	0	0	.091	.273	.364

# 2017 FLYING SQUIRRELS



## LHP Mark Reyes

Height/Weight: 6-1/205  
Bats/Throws: Right/Left  
Born: October 8, 1992 in Mobile, AL  
Resides: Hot Springs Village, AR  
Acquired: Selected by the Giants in the 22nd Round  
2014 MLB June Draft



### FUNN FACT

Reyes attended Arkansas for one year but transferred to Crowder College in Neosho, MO. During the 2014 Region 16 baseball championships, Reyes pitched his Crowder College Roughriders to a 9-2 victory in a complete-game effort over Mineral Area Community college to capture the school's first region title in four years. Reyes, who retired the final 20 batters in order and didn't surrender a hit after the third inning

### HIGHEST LEVEL OF ACHIEVEMENT: HIGH-A

---THE REYES FILE---

Flying Squirrels Debut:

N/A

Last Team:

San Jose Giants

### Career Highs

IP (S): .....8.2, 6/9/16 @ MOD  
IP (R): .....2.0, 7/3/14 @ RAN  
H: .....10 (3x), Last, 6/15/16 vs IE  
BB: .....6, 5/15/16 @ MOD  
SO: .....6 (Many), Last, 7/3/16 @ MOD

### 2016

Spent a full year with San Jose (A+) throwing 127.1 innings... His ERA more than doubled from 2015 to 4.74 even though he started the same amount of games (23)...Gave up 13 home runs compared to just one previous year.

### 2015

Went 9-6 in his first full professional season with Augusta... Led the team in most pitching categories including innings pitched (139.2), Wins (9), and ERA for pitchers that threw over 60 innings (2.13)... Named a 2015 MiLB Organization All-Star as well as a South Atlantic League Postseason All-Star... Gave up just one home run all season.

### 2014

Joined the AZL Giants (ROK) late in the season only getting 5 appearances, giving up 4 runs in 12 innings for an ERA of 3.00.

### PERSONAL & MISCELLANEOUS

Drafted by the San Francisco Giants in the 22nd round of the 2014 MLB Draft... After his freshman year at Arkansas in 2012 he was forced to undergo Tommy John surgery... Missed 2013 season and transferred to Crowder College.

### REYES' CAREER PITCHING STATISTICS

Year	Team	League	ORG	W	L	PCT	ERA	G	GS	CG	SHO	SV	SVO	IP	H	R	ER	HR	HB	BB	SO	AVG
2014	AZL	SF	SF	1	1	.500	3.00	5	3	0	0	0	0	12.0	13	8	4	0	0	3	14	.277
2015	Augusta	SAL	SF	9	6	.600	2.13	23	23	0	0	0	0	139.2	115	47	33	1	8	36	89	.222
2016	San Jose	CAL	SF	9	9	.500	4.74	23	23	0	0	0	0	127.1	137	73	47	13	9	60	80	.279
Minor League Totals				19	16	.543	3.35	51	49	0	0	0	0	279.0	265	128	104	14	17	99	183	.251

# 2017 FLYING SQUIRRELS



Organization

2017 Flying Squirrels

2016: In Review

History & Records

Eastern League

SF Giants

General Info



## RHP Tyler Rogers

Height/Weight: 6-5/187  
 Bats/Throws: Right/Right  
 Born: December 17, 1990 in Littleton, CO  
 Resides: Littleton, CO  
 Acquired: Selected by the Giants in the 10th Round 2013 MLB June Draft



### FUNN FACT

Rogers compiled the one of the most impressive stretches of relief appearances in 2016. The submariner set a franchise record with 23.2 consecutive scoreless innings. The scoreless stretch began innocently enough on 4/24/16 in Altoona. Early on, Rogers was primarily used as a middle reliever until his continued success forced manager Miguel Ojeda to place him in the closer's role. The scoreless streak came to an end on 6/23/16 against Hartford. Four days later Rogers was promoted to Triple-A.

### HIGHEST LEVEL OF ACHIEVEMENT: TRIPLE-A

#### ---THE ROGERS FILE

Flying Squirrels Debut:

4/8/16 @ HFD

Last Team:

Sacramento River Cats

### Career Highs

IP (S):.....3.1, 8/21/16 @ FRE  
 IP (R):.....4.0, 4/6/14 vs CSC  
 H:.....7, 8/28/16 @ FRE  
 BB:.....4 (4x), Last, 7/30/16 vs SLC  
 SO:.....6, 7/13/13 vs DOD

### 2016

Started the season with Richmond (AA) without giving up an earned run in relief in his first 36 appearances... Completed 10 of 11 save opportunities and gave up just three earned runs in 35.0 innings... Struck out 24 and did not give up a home run...Had a 0.77 ERA with Richmond before getting promoted to Sacramento (AAA) on 6/28...Was used in variety of roles with Sacramento...Allowed 21 earned runs in 31.0 innings... Struck out 22 but walked 16.

### 2015

Started the season in Richmond (AA) and pitched to a 5.91 ERA in 10 appearances before being assigned to San Jose (A+) on 5/15 ... Had the fourth-lowest opponents' batting average (.202) amongst California League relievers and had the fourth-fewest baserunners/9 IP ratio amongst relievers at 8.96 ... Won a career-high five games while pitching to a 1.47 ERA in 42 games, striking out 86 batters in 79.1 IP ... 21 Home Games (4-0, 0.86 ERA) ... 21 Road Games (1-1, 2.21 ERA) ... Was the winning pitcher in game three of the CAL Mini-Series-clinching win over Stockton, pitching two scoreless innings in the 14th and 15th ... Was the losing pitcher in game two of both the Division Finals against Visalia and the Championship Series against Rancho Cucamonga, which put San Jose in an 0-2 hole in both series.

### 2014

Saw two promotions in 2014 as he started the year in Augusta (A) and earned a promotion to San Jose (A+) early in the year ... Appeared in nine games with Augusta with a 1.02 ERA to earn the promotion ... Continued success in San Jose with a 2.00 ERA ... Right-handed hitters hit .209 (32-for-153) against him ... Struck out three or more in relief in 13 games for San Jose.

### 2013

Began his professional career with the AZL Giants (R) ... Appeared in six games with the AZL Giants and did not give up a run before being promoted to Salem-Keizer (A-) ... Saw action in 14 games for the Volcanoes ... Right-handed hitters hit .156 (5-for-32) off him.

### PERSONAL & MISCELLANEOUS

Selected by the Giants in the 10th round of the 2013 June Draft out of Austin Peay State University (TN) ... Made an APSU record 38 appearances for the Governors ... Transferred from Garden City CC in Kansas ... Ranked third in the NJCAA with 13 saves ... Parents are Scott and Amy Rogers ... His brother Scott pitched at the University of Kentucky ... His twin, Taylor, is a left-handed pitcher in the Minnesota Twins organization.

### ROGER'S CAREER PITCHING STATISTICS

Year	Team	League	ORG	W	L	PCT	ERA	G	GS	CG	SHO	SV	SVO	IP	H	R	ER	HR	HB	BB	SO	WP	AVG
2013	AZL	SF		0	0	~	0.00	6	0	0	0	0	1	7.0	6	0	0	0	1	3	15	0	.214
2013	Salem-Keizer	NOR	SF	1	1	.500	3.10	14	0	0	0	0	0	20.1	16	7	7	0	1	9	16	1	.219
2014	Augusta	SAL	SF	0	0	~	1.02	9	0	0	0	0	0	17.2	10	2	2	0	0	5	11	0	.164
2014	San Jose	CAL	SF	4	0	1.000	2.00	47	0	0	0	2	3	72.0	61	17	16	1	4	22	72	0	.234
2015	Richmond	EAS	SF	0	1	.000	5.91	10	0	0	0	1	1	10.2	10	7	7	1	1	5	15	1	.250
2015	San Jose	CAL	SF	5	1	.833	1.47	42	0	0	0	1	4	79.1	57	18	13	4	2	20	86	4	.202
2016	Richmond	EAS	SF	1	1	.500	0.77	35	0	0	0	10	11	35.0	25	8	3	0	1	8	24	0	.198
2016	Sacramento	PCL	SF	1	1	.500	6.10	24	1	0	0	1	1	31.0	38	24	21	1	3	16	22	0	.297
	Minor League Totals			12	5	.706	2.27	187	1	0	0	14	21	273.0	223	83	69	7	13	88	261	6	.223

# 2017 FLYING SQUIRRELS



**Height/Weight:** 6-2/210  
**Bats/Throws:** Right/Right  
**Born:** January 17, 1992 in Naples, FL  
**Resides:** Naples, FL  
**Acquired:** Selected by the Giants in the 12th Round 2013 MLB June Draft

## cTyler Ross



### HIGHEST LEVEL OF ACHIEVEMENT: ADVANCED-A

---THE ROSS FILE---

**Flying Squirrels Debut:**

N/A

**Last Team:**

San Jose Giants

### Career Highs

**Runs:** .....2 (Many), Last, 7/23/16 @ IE  
**Hits:** .....5, 8/6/15 @ LE  
**HR:** .....1 (Many), Last, 8/12/16 @ LAN  
**RBI:** .....3 (Many), Last, 8/12/16 @ LAN  
**SB:** .....1 (x2), Last, 8/29/14 vs CSC

### FUNN FACT

Ross was a pre-season All-American prospect coming out of LSU in 2013. Ross was also named to the 2013 NCAA Regional All-Tournament Team but hit .217 in his senior season, allowing the Giants to grab him in the 12th round of the draft.

## 2016

Spent entire season with San Jose and appeared in 75 games with the SJ Giants....Threw out 32 of 101 base runners (32%)...Hit .236 (29-123) in the first half of the season and .213 (29-136) in the second half...Three of five home runs were solo shots...Played as the primary backup to Giants top catching prospect Aramis Garcia...Took over starting role when Garcia was injured and played in 20 games in June and 21 in July.

## 2015

Played in 82 games during his first season with San Jose (A+), with all but one coming behind the plate ... Rebounded from a .130 average in 14 games in April to hit .244 for the season, adding three home runs and 26 RBIs ... Was one of six CAL League players to have a five-hit game when he finished 5-for-6 with a season-high three runs batted in during an 8-7 loss in Lake Elsinore on 8/6 ... Appeared in five playoff games, going 3-for-18 with a pair of RBIs.

## 2014

Spent his first full season in Augusta (A), where he played in 117 games for the GreenJackets ... Led the South Atlantic League with 96 games caught, and threw out 26.3% (30-for-84) of baserunners during the season ... Named Player of the Week for the week of 7/28-8/4 amidst an eight-game hitting streak in which he batted .400 (12-for-30) with three home runs and seven runs batted in ... Had a career-high 14-game hitting streak from 7/9-8/4, batting .397 with 16 runs batted in during that stretch ...

## 2013

Hit .237 in 34 games as a rookie with the AZL Giants (R) and Salem-Keizer (A-) ... Made his professional debut in the Arizona League on 7/6 against the AZL Marlins, playing in three games before being assigned to Salem-Keizer on 7/10 ... Hit .295 during his first month with the Volcanoes, but just .203 during 17 games in August.

### PERSONAL & MISCELLANEOUS

Has never been on the disabled list during his first four seasons despite catching 275 games ... Selected by the Giants in the 12th round of the 2013 June draft out of LSU after starting 161 games at catcher in three seasons ... Was one of eight Tigers drafted by a Major League team in 2013 ... Named to the NCAA Baton Rouge Regional All-Tournament Team as a junior in 2013 ... Hit the game-winning single against Alabama in the SEC Tournament elimination game that year ... Played in 55 games (53 starts at catcher) as a sophomore in 2012, batting .292 with three home runs and 41 RBIs ... Threw out 36% (16 of 45) of base runners attempting to steal during the year ... His father Matthew played baseball at Santa Fe Community College and was the coach at Saint John Neumann High School in Naples, Florida.

### ROSS' CAREER BATTING STATISTICS

Year	Team	League	ORG	AVG	G	AB	R	H	2B	3B	HR	RBI	BB	SO	SB	CS	OBP	SLG	OPS
2013	AZL	AFL	SF	.182	3	11	2	2	1	0	0	2	2	1	0	0	.308	.273	.581
2013	Salem-Keizer	NOR	SF	.243	31	103	17	25	11	0	0	8	10	21	1	0	.313	.350	.663
2014	Augusta	SAL	SF	.246	117	415	45	102	24	0	6	48	38	87	1	6	.313	.347	.660
2015	San Jose	CAL	SF	.244	82	271	19	66	15	0	3	26	24	65	0	0	.303	.332	.635
2016	San Jose	CAL	SF	.224	75	259	24	58	18	0	4	38	23	49	0	1	.289	.340	.629
	Minor League Totals			.239	308	1059	107	253	69	0	13	122	97	223	2	7	.305	.341	.646

# 2017 FLYING SQUIRRELS



## INF Myles Schroder

Height/Weight: 5-11/180  
 Bats/Throws: Switch/Right  
 Born: August 1, 1987 in Pleasant Hill, CA  
 Resides: Falon, NE  
 Acquired: Selected by the Giants in the 27th Round  
 2007 MLB June Draft



### HIGHEST LEVEL OF ACHIEVEMENT: TRIPLE-A

#### ---THE SCHRODER FILE---

#### Flying Squirrels Debut:

4/3/14 @ NBR

#### Last Team:

Sacramento River Cats

#### Career Highs

Runs: .....2 (Many), Last, 7/23/16 @ IE  
 Hits: .....5, 8/6/15 @ LE  
 HR: .....1 (Many), Last, 8/12/16 @ LAN  
 RBI: .....3 (Many), Last, 8/12/16 @ LAN  
 SB: .....1 (x2), Last, 8/29/14 vs CSC

### FUNN FACT

Positive news was aplenty for Schroder in June of 2016. On 6/9/16 Schroder left the Squirrels while the team was in New Hampshire to fly home for the birth of his first child. The team continued the road trip to Portland, ME and returned home on 6/14 to meet the newest member of the Squirrels family. The following week, Schroder received his first promotion to Triple-A

### 2016

Started the year with Richmond (AA) where he hit .271 with 12 RBI's... Had a 10-game hit streak from 5/9-5/19, went 17-for-44 (.386)... In 49 games with Sacramento (AAA) he hit .221 with 13 RBI's and seven doubles. Hit .316 against left-handed pitching but just .187 against righties... Hit just .171 with runners in scoring position...

### 2015

Played in 109 games with Richmond (AA), spending time at every position except pitcher and catcher ... Moved to the outfield for the first time in his career, and made more starts in left field (27) than anywhere else, adding seven outfield assists ... Finished second behind Kelby Tomlinson with a career-high 14 steals on 20 attempts ... Batted .289 in 56 road

### 2014

Spent entire season in Richmond ... 4th on the team in games played at 110 ... Hit .295 (36-for-122) against left-handed pitching ... Played every position except CF and Pitcher.

### 2013

Spent entire season with San Jose (A+) ... Went 3-for-6 with two runs scored and a career-high four (4) RBI on 8/21 in a 16-11 win at Stockton ... Had a .951 fielding percentage ... Did not commit an error in 81 total chances at first base ... Hit .296 with 20 doubles, six (6) triples, six (6) home runs, and 33 RBI ... Had an .826 OPS.

### 2012

Saw time at five positions with Class-A Augusta (catcher, first base, second base, third base, left field) ... Spent the month of June in extended spring training ... Hit .177 with a .513 OPS on the season.

### 2011

Played in 30 games for the AZL Giants (R) ... Batted .282 with nine (9) doubles, three (3) triples, and a home run.

### PERSONAL & MISCELLANEOUS

Graduated from Castro Valley High School (CA) ... Attended Diablo Valley Junior College (CA) ... Named to the 2007 All-Northern-California Team ... Selected by the Giants in the 27th round of the 2007 June Draft ... Was on the voluntarily retired list from 2007-2010.

### SCHRODER'S CAREER BATTING STATISTICS

Year	Team	League	ORG	AVG	G	AB	R	H	2B	3B	HR	RBI	BB	IBB	SO	SB	CS	OBP	SLG	OPS
2011	AZL	AZL	SF	.282	30	110	22	31	9	3	1	12	6	0	21	6	2	.308	.445	.753
2012	Augusta	SAL	SF	.177	24	62	10	11	1	0	1	3	6	0	25	2	1	.271	.242	.513
2013	San Jose	CAL	SF	.296	86	291	42	86	20	6	6	33	25	1	73	12	4	.359	.467	.826
2014	Richmond	EAS	SF	.254	110	362	43	92	16	5	5	34	20	0	76	11	0	.305	.367	.672
2015	Richmond	EAS	SF	.252	109	369	32	93	6	4	7	32	21	0	84	14	6	.303	.347	.650
2016	Richmond	EAS	SF	.272	66	250	28	68	12	1	2	21	11	1	45	5	1	.328	.352	.680
2016	Sacramento	PCL	SF	.221	49	145	15	32	7	2	1	13	6	2	27	3	3	.256	.317	.573
	Minor League Totals			.260	474	1589	192	413	71	21	23	148	95	4	351	53	17	.313	.374	.687

# 2017 FLYING SQUIRRELS



## INF Chris Shaw

Height/Weight: 6-4/255  
Bats/Throws: Left /Right  
Born: October 20, 1993 in Stoneham, MA  
Resides: Lexington, MA  
Acquired: Selected by the Giants in the 1st (S) Round  
2015 MLB June Draft



### HIGHEST LEVEL OF ACHIEVEMENT: DOUBLE-A

---THE SHAW FILE---  
Flying Squirrels Debut:  
6/30/16 @ TRN

Last Team:  
Richmond Flying Squirrels

### Career Highs

Runs:.....3, 4/24/16 vs MOD  
Hits:.....3, (9x), Last, 7/28/16 vs NH  
HR:.....2, 5/22/16 @ RC  
RBI:.....5, 6/9/16 @ MOD  
SB:.....No Stolen Bases

### FUNN FACT

Shaw's high school friend Pete Frates was one of the driving forces of the popular ALS Ice Bucket Challenge. Shaw was a senior in high school when Frates was diagnosed with ALS. Frates and Shaw both went on to play baseball at Boston College, with Frates becoming a team captain. Shaw and the rest of his BC teammates are continually raising money to help find a cure for the disease. On 8/11/16 Shaw and his Squirrels teammates completed the Ice Bucket Challenge at The Diamond.

### 2016

Started the year with San Jose (A+)...was third on the team with 16 home runs and second on the team with 55 RBI's while only playing in 72 games... Had a 10-game hit streak from 4/23-5/3 where he hit five home runs and 14 RBI's ... Was named a 2016 California League Mid-Season All-Star... Named a High Class A All-Star by Baseball America...Assigned to Richmond (AA) on 6/30 at Trenton....Smacked first Double-A home run on 7/6 vs. Reading...Hit two doubles and drove in three on 7/4 vs. Reading...Hit .262 vs. LHP with Richmond.

### 2015

Spent the season with Salem-Keizer where he led the team and the Northwest League in home runs (12) and slugging percentage (.551)... had a 10-game hit streak from 7/2-7/17...Batted .287 on the year... Hit .308 in the postseason hitting one home run and driving two runs in in three games...Named a Northwest League Mid-Season All-Star as well as a Short Season All-Star by Baseball America.

### PERSONAL & MISCELLANEOUS

In his sophomore and junior years at Boston College, Shaw hit 17 of the Eagles 39 home runs...Drafted by the Giants in the first round (31st overall) of the 2015 draft...Led Cape Code league in homers (8) in 2014 and won the John J. Claffey Award as the New England top prospect...Giants #3 prospect by *Baseball America* heading into the 2017 season.

### SHAW'S CAREER BATTING STATISTICS

Year	Team	League	ORG	AVG	G	AB	R	H	2B	3B	HR	RBI	BB	IBB	SO	SB	CS	OBP	SLG	OPS
2015	Salem-Keizer	NWFL	SF	.287	46	178	22	51	11	0	12	30	19	0	41	0	0	.360	.551	.911
2016	San Jose	CAL	SF	.285	72	270	47	77	22	0	16	55	28	3	70	0	0	.357	.544	.901
2016	Richmond	EAS	SF	.246	60	232	26	57	16	4	5	30	20	0	55	0	0	.309	.414	.723
	Minor League Totals			.272	178	680	95	185	49	4	33	115	67	3	166	0	0	.342	.501	.843

# 2017 FLYING SQUIRRELS



## RHP Dan Slania

Height/Weight: 6-5/275  
 Bats/Throws: Right/Right  
 Born: May 24, 1992 in Phoenix, AZ  
 Resides: Tucson, AZ  
 Acquired: Selected by the Giants in the 5th Round  
 2013 MLB June Draft



### HIGHEST LEVEL OF ACHIEVEMENT: TRIPLE-A

#### ---THE SLANIA FILE---

Flying Squirrels Debut:

8/5/14 vs. BIN

Last Team:

Sacramento River Cats

#### Career Highs

IP(S): .....8, 7/25/16 @ AGR  
 IP(R): .....3.2, 6/24/14 vs ROM  
 H: .....9, 8/25/16 @ BAK  
 BB: .....4 (x3), Last, 8/5/16 vs STK  
 SO: .....9, 9/2/16 vs. FRE

### FUNN FACT

Slania found his professional calling halfway through the 2016 season in Richmond. The massive righty made his first professional start on 5/22/16 at NYSEG Stadium in Binghamton and tossed five shutout innings. The Giants stretched out Slania with pitch counts of 65, 63, 84 and 99 over his first four starts. The massive righty turned in a 1.48 ERA over ten starts, leading to a promotion to Triple-A. Slania never started during his three years at Notre Dame.

### 2016

Played in games for three different Giants minor league teams... Started and played the majority of the year with Richmond (AA) where he compiled a 7-6 record and a 2.50 ERA, lowest of any pitcher that threw over 65 innings... Pitched 82.2 innings striking out 79 with a 1.09 WHIP... Tied for third on the team in wins and fifth on the team in strikeouts... Assigned to San Jose (A+) on 8/5 where he pitched in five games, starting four of them... Had a 2-2 record with a 5.25 ERA and averaged 6.75 strikeouts per nine innings... Started and won two games with Sacramento (AAA) on 7/31 and 9/2...

### 2015

Pitched in a career-high 59 games with San Jose (A+) and tied Jacob Smith for the team lead with 16 saves ... Named a California League Midseason All-Star after pitching to a 1.91 ERA in 29 first-half appearances ... ERA spiked to 4.93 in 30 appearances during the second half ... Held left-handed batters to a .213 average while righties hit .284 against him ... 11.36 SO/9 IP ranked third in the league and his 1.77 BB/9 IP placed him second ... Pitched in five playoff games, striking out 11 batters in 7.2 innings while pitching to a 1.17 ERA.

### 2014

Started the season in Augusta (A) and pitched in 43 games, leading the GreenJackets with 12 saves in 14 opportunities, which ranked fourth in the South Atlantic League ... Went 2-5 with a 3.99 ERA before being called up to Richmond (AA) on 8/4 ... Made his Double-A debut on 8/5 against Binghamton and ultimately pitched to a 0.79 ERA in 10 appearances with the Flying Squirrels ... Assigned to Extended Spring Training on 9/2 and wasn't on Richmond's postseason roster.

### 2013

Debuted with Salem-Keizer (R) on 7/25 against Hillsboro ... Made 12 relief appearances in the Northwest League, closing out his rookie season 1-1 with a 3.95 ERA and three saves ... Pitched in one playoff game with the Volcanoes, throwing two scoreless innings with three strikeouts in a season-ending 11-7 loss to Boise on 9/4.

### PERSONAL & MISCELLANEOUS

Originally selected by the Red Sox in the 42nd round of the 2010 June Draft out of Salpointe Catholic High School (Tucson, AZ) but did not sign ... Spent three seasons at the University of Notre Dame and was selected by the Giants in the fifth round of the 2013 June Draft, signing for \$283,500 ... Became the 17th Notre Dame player selected in the top five rounds dating back to 1989 ... Closed out his three-year college career with a program-record 1.71 ERA and 30 saves ... Was named to the midseason watch lists for both the NCBWA Stopper of the Year Award and the USA Baseball Golden Spikes Award as a junior in 2013 ... Named 2nd Team All-BIG EAST during his final two seasons in 2012 and 2013 ... Didn't allow a home run in 121.0 innings in college ... Was an All-Star with the Cotuit Kettleers in the Cape Cod League in 2012, winning the Russ Ford Award (given to the top relief pitcher) after leading the league with 10 saves.

### SLANIA'S CAREER PITCHING STATISTICS

Year	Team	League	ORG	W	L	PCT	ERA	G	GS	CG	SHO	SV	SVO	IP	H	R	ER	HR	HB	BB	SO	WP	AVG
2013	Salem-Keizer	NOR	SF	1	1	500	3.95	12	0	0	0	3	3	13.2	13	7	6	1	1	3	14	0	.245
2014	Augusta	SAL	SF	2	5	.286	3.99	43	0	0	0	12	14	58.2	56	31	26	5	1	21	46	7	.263
2014	Richmond	EAS	SF	0	0	--	0.79	10	0	0	0	0	0	11.1	10	2	1	0	0	3	3	1	.244
2015	San Jose	CAL	SF	4	5	.444	3.53	59	0	0	0	16	22	71.1	70	35	28	7	1	15	90	6	.253
2015	Richmond	EAS	SF	7	6	.538	2.50	27	10	0	0	1	82.2	68	30	23	6	1	22	79	3	.223	
2016	San Jose	CAL	SF	2	2	.500	5.25	5	4	0	0	0	0	24.0	27	17	14	3	2	9	18	3	.284
2016	Sacramento	PCL	SF	2	0	1.000	1.38	2	2	0	0	0	0	13.0	8	2	2	0	0	4	14	2	.170
Minor League Totals				18	19	.486	3.28	158	16	0	0	31	40	274.2	252	124	100	22	6	77	264	22	.243

# 2017 FLYING SQUIRRELS



## LHP D.J. Snelton

Height/Weight: 6-6/215  
Bats/Throws: Left/Left  
Born: May 28, 1992 in Lake Forest, ILL  
Resides: Ingleside, ILL, KY  
Acquired: Selected by the Giants in the 8th Round  
2013 MLB June Draft



### FUNN FACT

Snelton started the first 13 games for San Jose last season before being moved into the bullpen. The move into a relief role paid immediate dividends, as Snelton did not allow an earned run over his last 15 innings pitched. Snelton was primarily a starter in college, working as the #2 pitcher behind Minnesota's ace Tom Windle. Windle was selected in the second round of the 2013 draft by the Dodgers and was eventually traded to Philadelphia.

### HIGHEST LEVEL OF ACHIEVEMENT: ADVANCED-A

---THE SNELTON FILE---

Flying Squirrels Debut:

N/A

Last Team:

San Jose Giants

### Career Highs

IP(S): .....7.2, 7/25/15 vs. DEL  
IP(R): .....4.0, 6/27/14 @ Lex  
H: .....10 (x2), Last 6/29/16 v. BAK  
BB: .....4 (x3), Last, 6/14/16 vs IE  
SO: .....11, 7/1/15 @ SAV

### 2016

Spent a full season with San Jose (A+), had a 4-7 record with a 4.11 ERA... Pitched in 31 games and gave up just two home runs in 96.1 innings... Started his first 13 appearances and was moved to the bullpen on 7/4 for the rest of the year.

### 2015

Tried his hand at becoming a full-time starter, but opened the season by going 0-5 in eight starts with San Jose (A+) ... Assigned to Augusta (A) on 5/29 and didn't win his first start until 7/1 in Savannah, when he went 7.0 innings for the first time in his career and struck out a career-high 11 batters ... Won four of his next five decisions from 7/12-8/14, but lost his last three starts to close out the season ... Lasted 6+ innings in eight straight starts from 6/25-8/8.

### 2014

Didn't make his first appearance with Augusta until 4/30 in Charleston, striking out the side in his lone inning of work ... Made 20 appearances with the GreenJackets, going 4-1 with a 1.23 ERA ... In 29.1 IP, walked 16 and struck out 32 ... Placed on the disabled list on 7/4 and started a rehab assignment with Salem-Keizer (A-) on 8/7 ... Never pitched more than 1.1 innings in his nine appearances with the Volcanoes to end the season.

### 2013


Played his entire rookie season with the AZL Giants (R), pitching in 14 games with six starts ... Went 3-1 with a 1.57 ERA, striking out 39 in 34.1 IP.

### PERSONAL & MISCELLANEOUS

Full name is Donald Marek Snelton ... Selected by the Giants in the ninth round of the 2013 June Draft out of the University of Minnesota ... Previously selected by the Padres in the 30th round of the 2010 June Draft out of Lakes Community High School (Ill.) but did not sign ... Made eight starts and two relief appearances during his final season as a junior with the Gophers in 2013, going 5-2 with a 2.15 ERA ... Missed the first month of his junior season with an elbow injury ... As a sophomore in 2012, moved into the weekend rotation in March and was the Saturday starter during the Big 10 season ... Went 4-4 with a 3.24 ERA in 16 games, including 13 starts ... Ranked second on the staff with 55 strikeouts in 86.0 innings ... Lettered in golf in high school and likes to play guitar in his spare time.

### SNELTON'S CAREER PITCHING STATISTICS

Year	Team	League	ORG	W	L	PCT	ERA	G	GS	CG	SHO	SV	SVO	IP	H	R	ER	HR	BB	HB	SO	AVG
2013	AZL	SF		3	1	.750	1.57	14	6	0	0	0	0	24.1	27	11	6	0	0	13	39	.208
2014	Augusta	SAL	SF	4	1	.800	1.23	20	0	0	0	0	0	29.1	24	4	4	0	0	16	32	.226
2014	Salem-Keizer	NOR	SF	0	0	—	6.75	9	0	0	0	0	0	9.1	12	7	7	1	0	4	12	.300
2015	San Jose	CAL	SF	0	5	.000	4.84	8	8	0	0	0	0	35.1	42	25	19	4	2	15	31	.294
2015	Augusta	SAL	SF	5	6	.455	2.86	15	15	1	1	0	0	85.0	84	29	27	3	1	19	95	.261
2016	San Jose	CAL	SF	4	7	.364	4.11	31	13	1	0	1	1	96.1	114	55	44	2	2	32	82	.302
Minor League Totals				16	20	.444	3.32	97	42	2	1	1	1	289.2	303	131	107	10	5	99	291	.271



## RHP Jeff Soptic

Height/Weight: 6-6/220  
 Bats/Throws: Right/Right  
 Born: April 8, 1991 in Leawood, KS  
 Resides: Leawood, KS  
 Acquired: Acquired by the Giants from Chicago (AL) in exchange for Conor Gillaspie on 2/2/13



### FUN FACT

Squirrels fans have been awaiting the arrival of Soptic since the Giants acquired him in a trade for former Squirrels third baseman Connor Gillaspie on 2/2/13. Soptic was twice rated as having the best fastball in the Chicago White Sox system prior to the deal. The hard-thrower continues to try and harness that power fastball, but has posted a career 6.83 BB/9 ratio.

### HIGHEST LEVEL OF ACHIEVEMENT: ADVANCED-A

---THE SOPTIC FILE---

Flying Squirrels Debut:

N/A

Last Team:

San Jose Giants

### Career Highs

IP(S): ..... Has never started  
 IP(R): ..... 4.0, 9/5/15 vs VIS  
 H: ..... 7 (2x), Last, 5/27/15 @ HD  
 BB: ..... 5, 5/28/14 @ STK  
 SO: ..... 5 (2x), Last, 8/28/16 @ VIS

### 2016

Pitched 68.0 innings for San Jose (A+), all of which coming in relief... Had a career high 6.75 ERA in his third consecutive year with the team... Gave up 51 earned runs, walked 43 and struck out 57... Opponents hit a career high .290 against him.

### 2015

Pitched the entire season in San Jose (A+) for the second straight year ... Allowed five home runs in 55.2 IP, but held opponents to a .207 average while generating 50 strikeouts ... Limited lefties to a .179 average and lowered his ERA from 4.13 in the first half to 2.30 in the second half ... Had a 1.32 ERA in 13 games at home compared to a 5.08 ERA in 19 road appearances ... Went through two DL stints from 4/23-5/4 and 6/19-7/9.

### 2014

Spent his second full season with San Jose ... Finished 4th in the California League in walks with 62 ... Right-handed hitters hit .206 against him...

### 2013

Spent most of the season with San Jose (A+) but also made four appearances for Salem-Keizer (A-) ... Appeared in 32 games, all in relief, and posted a 3-2 record ... Opponents batted .255 against him ... In 4.0 innings pitched with Salem-Keizer, allowed one run on two hits while walking one and striking out six.

### 2012

Spent first full year with Low-A Kannapolis (White Sox) ... Made 27 relief appearances ... Began season in Extended Spring, assigned to Kannapolis on 5/25, and did not pitch until 5/30 ... Threw a team-high 16 wild pitches ... Allowed just one home run in 43.1 innings pitched ... Pitched two or more innings in 14-of-27 outings ... Allowed a season-high five runs in 1.1 Innings on 6/29 in Rome ... Was rated as having the best fastball in the White Sox org. by Baseball America.

### PERSONAL & MISCELLANEOUS

Acquired by the Giants in a trade with the White Sox for 3B Conor Gillaspie on February 22, 2013 ... Selected by the White Sox in third round of the 2011 draft out of Johnson County Community College (KS) ... Graduated Shawnee Mission East High School (KS) in 2009 ... Was originally drafted in the 43rd round of the 2009 draft by Kansas City but did not sign ... Played two seasons with Johnson County Community College and reportedly turned down a scholarship offer to the University of Missouri to sign with the White Sox.

### SOPTIC'S CAREER PITCHING STATISTICS

Year	Team	League	ORG	W	L	PCT	ERA	G	GS	CG	SHO	SV	SVO	IP	H	R	ER	HR	HB	BB	SO	WP	AVG
2011	Bristol	APP	CWS	0	1	.000	0.00	3	0	0	0	1	1	2.2	2	2	0	0	1	2	2	0	.182
2012	Kannapolis	SAL	CWS	3	2	.600	5.40	27	0	0	0	2	43.1	26	26	26	1	5	29	36	16	0	.176
2013	Salem-Keizer	NOR	SF	0	0	---	2.25	4	0	0	0	0	0	4.0	2	1	1	1	1	1	6	0	.154
2013	San Jose	CAL	SF	3	2	.667	6.26	32	0	0	0	0	4	41.2	40	34	29	2	1	36	46	9	.255
2014	San Jose	CAL	SF	2	1	.667	4.60	36	0	0	0	0	1	62.2	55	36	32	4	3	62	64	14	.238
2015	San Jose	CAL	SF	2	3	.400	3.23	32	0	0	0	0	0	55.2	42	27	20	5	2	38	50	6	.207
2016	San Jose	CAL	SF	1	3	.250	6.75	41	0	0	0	0	2	68.0	78	55	51	8	8	43	57	15	.290
Minor League Totals				11	12	.478	5.15	175	0	0	0	1	10	278.0	245	181	159	21	21	211	261	60	.237

# 2017 FLYING SQUIRRELS



## LHP Andrew Suarez

Height/Weight: 6-2/210  
Bats/Throws: Left/Left  
Born: September 11, 1992 in Miami, FL  
Resides: Miami, FL  
Acquired: Selected by the Giants in the 2nd round  
2015 MLB June Draft



### FUNN FACT

Suarez closed out the 2016 season on a high note with a pair of shutout performances. The lefty carved up Hartford on 8/30/16 with seven scoreless innings. He allowed only six hits and didn't walk a batter to earn his seventh win of the season. Six days later, Suarez started the last game of the season and blanked Altoona for eight innings. He punched out eight batters in a no-decision.

### HIGHEST LEVEL OF ACHIEVEMENT: DOUBLE-A

#### ---THE SUAREZ FILE---

Flying Squirrels Debut:

5/12/16 vs. ALT

Last Team:

Richmond Flying Squirrels

### Career Highs

IP(S): .....8.0, 9/5/16 vs ALT  
IP(R): .....2.0, 7/8/15 vs RAN  
H: .....10 (4x), Last, 8/18/16 @ REA  
BB: .....10, (2x), Last, 7/18/16 vs AKR  
SO: .....3 (3x), Last, 5/18/16 @ REA

## 2016

Started the year with San Jose (A+) starting in five appearances... Gave up an earned run in each of his starts as well as striking out a season-high 10 batters on 4/28 against Stockton (A+)... Assigned to Richmond (AA) on 5/10 where he would pitch the rest of the season... In 19 starts he had a 7-7 record with a 3.95 ERA... Finished third on the team in strike outs with 90 in 114.0 innings pitched... Named Pitcher of the Week on 7/24/16.

## 2015

Pitched for three different teams in the Giants minor league system (AZL Giants, Salem-Keizer, and San Jose) with a combined 1.80 ERA... Threw a total of 39.1 innings only giving up seven earned runs and striking out six... Started 8-of-11 appearances and had a 2-0 record.

### PERSONAL & MISCELLANEOUS

Drafted by the San Francisco Giants in the second round of the 2015 MLB Draft... Ranked the #5 prospect in the Giants organization heading into the 2017 season by *Baseball America*... Posted a 9-2 record his junior year at Miami with a 3.48 ERA... Two-time All-ACC Third Team in 2014 and 2015... Struck out four batters in 2015 NCAA Coral Gables Super Regional start vs. VCU (June 5)... Made two appearances at 2015 College World Series, starting opener vs. Florida (June 13)... Totaled four strikeouts at 2015 CWS, including three in relief appearance in team's finale vs. Gators (June 17).

### SUAREZ'S CAREER PITCHING STATISTICS

Year	Team	League	ORG	W	L	PCT	ERA	G	GS	CG	SHO	SV	SVO	IP	H	R	ER	HR	HB	BB	SO	AVG
2015	AZL	SF	SF	0	0	--	1.80	3	0	0	0	0	1	5.0	2	1	1	0	0	1	6	.118
2015	Salem-Keizer	NWL	SF	1	0	1.000	1.40	5	5	0	0	0	0	19.1	17	4	3	2	0	2	15	.236
2015	San Jose	CAL	SF	1	0	1.000	1.80	3	3	0	0	0	0	15.0	13	3	3	2	0	2	16	.236
2016	San Jose	CAL	SF	2	1	.667	2.43	5	5	0	0	0	0	29.2	25	9	8	2	1	5	34	.225
2016	Richmond	EAS	SF	7	7	.500	3.95	19	19	0	0	0	0	114.0	129	61	50	11	2	24	90	.292
Minor League Totals				11	8	.579	3.20	35	32	0	0	0	1	183.0	186	78	65	17	3	34	161	.267

# 2017 FLYING SQUIRRELS



## RHP Cory Taylor

**Height/Weight:** 6-2/252  
**Bats/Throws:** Right/Right  
**Born:** December 14, 1993 in Laredo, TX  
**Resides:** Broken Arrow, OK  
**Acquired:** Selected by the Giants in the 8th round  
 2015 MLB June Draft



### HIGHEST LEVEL OF ACHIEVEMENT: DOUBLE-A

#### ---THE TAYLOR FILE---

**Flying Squirrels Debut:**

8/8/16 vs. TRN

**Last Team:**

San Jose Giants

#### Career Highs

**IP(S):** .....7.1, 5/26/16 vs AUG  
**IP(R):** .....3.0 (3x), Last, 7/11/15 @ VAN  
**H:** .....9, 7/6/16 vs HIC  
**BB:** .....3 (3x), Last, 8/8/16 vs TRN  
**SO:** .....9 (2x), Last, 7/13/16 @ WV

### FUNN FACT

Taylor dominated for Dallas Baptist University in the NCAA Regionals against the University of Texas. Taylor pitched a complete game on 5/31/15 in his last outing as a Patriot. The righty punched out nine batters and allowed one run in an 8-1 victory. DBU was ranked as the #13 team in the country, but eventually lost in the Regional round to VCU. Richmond-native Matt Lees closed out the final game.

### 2016

Spent the majority of the season with Augusta (A)... Finished second on the team in wins with 9 and third on the team in strikeouts with 100... Made two appearances for Richmond (AA) at the end of the year allowed just one earned run in 12 innings... Made three starts for San Jose (A+) going 9.1 innings and giving up seven earned runs.

### 2015

Pitched the full season with Salem-Keizer (A-)... Appeared in 18 games, all of which came from the bullpen... Posted a 2.45 ERA in 33 innings of work... Finished 3rd on the team in strikeouts with 50 and finished first on the team with 8 holds on the year.

### PERSONAL & MISCELLANEOUS

Drafted by the Giants in the eighth round of the 2015 MLB Draft out of Dallas Baptist University...

### TAYLOR'S CAREER PITCHING STATISTICS

Year	Team	League	ORG	W	L	PCT	ERA	G	GS	CG	SHO	SV	SVO	IP	H	R	ER	HR	HB	BB	SO	AVG
2015	Salem-Keizer	NWL	SF	2	0	1.000	2.45	18	0	0	0	1	2	33.0	36	11	9	1	2	12	50	.286
2016	Augusta	SAL	SF	9	5	.643	2.58	18	18	0	0	0	0	97.2	99	44	28	4	7	25	100	.261
2016	Richmond	EAS	SF	1	0	1.000	0.75	2	2	0	0	0	0	12.0	10	4	1	0	0	5	10	.227
2016	San Jose	CAL	SF	1	1	.500	6.75	3	3	0	0	0	0	9.1	12	7	7	0	1	4	11	.300
Minor League Totals				13	6	.684	2.66	41	23	0	0	1	2	152.0	157	66	45	5	10	46	171	.266

# 2017 FLYING SQUIRRELS



**c Matt Winn**

Height/Weight: 6-1/210  
Bats/Throws: Right/Right  
Born: August 5, 1992 in Richmond, VA  
Resides: Glen Allen, VA  
Acquired: Signed by the Giants in the 14th round  
2015 MLB June Draft



## HIGHEST LEVEL OF ACHIEVEMENT: DOUBLE-A

### ---THE WINN FILE---

Flying Squirrels Debut:

4/7/16 @ HFD

Last Team:

Augusta GreenJackets

### Career Highs

Runs:.....3, 5/7/16 @ ROM  
Hits:.....4, 5/7/16 @ ROM  
HR:.....2, 8/5/16 @ ASH  
RBI:.....5, 8/5/16 @ ASH  
SB:.....1, 5/19/16 @ ROM

### FUNN FACT

On Opening Day 2016, Winn became the first Richmond-born player to suit up as a member of the Flying Squirrels. Winn earned the starting job out of Spring Training and spent the first few weeks in the Eastern League. Winn was sent down to Augusta on April 29, but returned as a celebrity guest to join the Squirrels for the Charity Hot Stove Banquet on Feb 2 at the Siegel Center. Bruce Bochy was the keynote speaker for the event.

## 2016

Began the season with Richmond (AA) playing in 15 games before getting assigned to Augusta (A) for the remainder of the season... Started the season with a four game hit-streak...Awarded the South Atlantic League Player of the Week on 5/08/16 after tallying nine hits in 17 at-bats, four doubles and four RBIs...Named a mid-season All-Star in the South Atlantic League...Hit a career high 13 home runs on Augusta (A), tied for most on the team and slugged .395 for the season...Led the team in strike outs with 110.

## 2015

Made professional debut with the AZL Giants (R) on 6/28 against the AZL Cubs...Hit one of his only two home runs of the season in his first game...Played 16 games with the AZL Giants (R) before being promoted to Augusta (A) on 8/06/16 where he would finish the season...Hit .275 in Augusta (A) with seven doubles and 10 RBIs.


## PERSONAL & MISCELLANEOUS

Born and raised in Richmond, Va., Winn attended the Virginia Military Institute for four years before getting drafted by the Giants in the 14th round of the 2015 MLB draft... As a redshirt senior, he hit .304 with 14 home runs and played in all but one of VMI's games...

## WINN'S CAREER BATTING STATISTICS

Year	Team	League	ORG	AVG	G	AB	R	H	2B	3B	HR	RBI	BB	IBB	SO	SB	CS	OBP	SLG	OPS
2015	AZL	AZL	SF	.143	16	56	4	8	1	0	1	7	6	0	18	2	0	.219	.214	.433
2015	Augusta	SAL	SF	.275	20	69	9	19	7	0	1	10	5	0	18	0	0	.325	.420	.745
2016	Richmond	EAS	SF	.250	15	56	6	14	3	0	2	4	3	0	12	0	0	.288	.411	.699
2016	Augusta	SAL	SF	.230	95	331	45	76	13	1	13	49	44	0	110	1	1	.325	.393	.718
	Minor League Totals			.229	146	512	64	117	24	1	17	70	58	0	158	3	1	.310	.379	.689

# 2017 FLYING SQUIRRELS



## c Eliezer Zambrano

Height/Weight: 5-11/195  
 Bats/Throws: Switch/Right  
 Born: September 16, 1986 in San Diego, VZ  
 Resides: San Diego, VZ  
 Acquired: Signed by the Giants as a NOFA  
 February 9th, 2005



### HIGHEST LEVEL OF ACHIEVEMENT: DOUBLE-A

#### ---THE ZAMBRANO FILE---

Flying Squirrels Debut:

7/12/10 @ALT

Last Team:

Richmond Flying Squirrels

### Career Highs

Runs:.....3 (x2), Last, 8/23/09 vs CSC  
 Hits:.....4, 8/24/08 @ EUG  
 HR:.....1 (x6), Last, 7/2/15 @ HAR  
 RBI:.....3 (x4), Last, 5/25/14 vs TRN  
 SB:.....1 (Many), Last, 7/14/14 @BOW

### FUNN FACT

Zambrano is the Flying Squirrels most familiar face. Zambrano a.k.a. "Z" has been a member of the Flying Squirrels every season since the team's inception in 2010. Over the first seven seasons, Zambrano has held a variety of roles on and of the field. The experienced backstop has been a bullpen catcher, reserve catcher and starting catcher. Zambrano has also been a mainstay in the Richmond community, lending his time to countless player appearances and baseball camps.

### 2016

Played his third full season with Richmond (AA)...Appeared in 33 games and hit .185 with four home runs and four RBIs... Hit a walk-off single against Altoona on 4/15/16...

### 2015

Appeared in 57 games with Richmond (AA), marking the second-highest total of his career ... Hit home runs at Bowie and Harrisburg on for first multi-HR season

### 2014

Appeared in 60 games for Richmond ... Finished 4th on the team in batting average at .268 (52-for-194) ... Had 12 multi-hit games, including five three-hit games.

### 2013

Spent time in Augusta (A), San Jose (A+) and Richmond ... Batted .242 with a HR and 11 RBI while with San Jose ... Went 2-4 with a double and two (2) runs scored on 6/8 against Lancaster ... Had three (3) multi-hit games after being sent down to Augusta in July ...

### 2012

Spent time in Augusta (A), San Jose (A+) and Richmond ... Batted .242 with a HR and 11 RBI while with San Jose ... Went 2-4 with a double and two (2) runs scored on 6/8 against Lancaster ... Had three (3) multi-hit games after being sent down to Augusta in July ...

### 2011

Appeared in only 13 games, all with Richmond ... Collected three hits vs Altoona on 4/20 ... Threw out two base runners on six attempted steals.

### 2008-2010

2010: Split the season between Augusta and Richmond. 2009: Split the season with San Jose and Augusta ... Played two games for San Jose ... Played 32 games for Augusta and batted .200 (17-85) with a HR and sixteen RBIs ... In July batted .167 (7-42) with a HR and seven RBIs ... In August batted .294 (5-17) ... Played nine (9) games for Augusta and batted .227 (5-22) with two (2) RBIs. 2008: Played the whole season with Savannah ... Batted .174 (12-for-69) with 11 RBIs in 22 games.

### PERSONAL & MISCELLANEOUS

Signed by the Giants as a non drafted free agent on February 9, 2005.

### ZAMBRANO'S CAREER BATTING STATISTICS

Year	Team	League	ORG	AVG	G	AB	R	H	2B	3B	HR	RBI	BB	IBB	SO	SB	CS	OBP	SLG	OPS
2006	DSL	SF		.292	45	120	18	35	5	2	0	16	10	0	15	10	5	.346	.367	.713
2007	AZL	SF		.254	20	59	10	15	2	0	0	5	5	0	6	3	0	.343	.288	.631
2008	Salem-Keizer	NOR	SF	.174	22	69	4	12	3	0	0	11	3	0	16	0	0	.205	.217	.422
2009	San Jose	CAL	SF	.000	2	2	0	0	0	0	0	0	0	0	0	0	0	.000	.000	.000
2009	Salem-Keizer	NOR	SF	.200	32	85	11	17	2	2	1	16	5	0	9	1	2	.245	.306	.551
2009	Augusta	SAL	SF	.227	9	22	3	5	0	0	0	2	3	0	4	0	0	.346	.227	.573
2010	Augusta	SAL	SF	.170	31	88	7	15	2	0	0	7	1	0	23	1	0	.187	.193	.380
2010	Richmond	EAS	SF	.278	5	18	1	5	2	0	0	1	0	0	3	0	0	.278	.389	.667
2011	Richmond	EAS	SF	.217	8	23	4	5	2	0	0	3	1	0	5	0	0	.240	.304	.544
2011	Augusta	SAL	SF	.259	18	54	6	14	3	0	1	5	7	2	5	0	0	.344	.370	.714
2012	Richmond	EAS	SF	.238	13	21	2	5	0	0	0	3	4	0	6	0	0	.385	.238	.623
2013	San Jose	CAL	SF	.242	28	95	5	23	7	0	1	11	6	0	13	0	1	.296	.347	.643
2013	Augusta	SAL	SF	.230	20	61	7	14	0	0	0	6	6	0	10	2	1	.294	.230	.524
2013	Richmond	EAS	SF	.273	5	11	0	3	0	0	0	0	1	0	1	0	0	.333	.273	.606
2014	Richmond	EAS	SF	.268	60	194	15	52	4	0	1	12	10	1	26	1	1	.304	.304	.608
2015	Richmond	EAS	SF	.190	57	184	10	35	5	0	2	12	7	1	20	0	1	.232	.250	.482
2016	Richmond	EAS	SF	.185	33	81	5	15	3	0	0	4	4	1	12	0	1	.224	.222	.446
	Minor League Totals			.227	408	1187	108	270	40	4	6	114	73	5	174	18	12	.277	.283	.560

Organization

2017 Flying Squirrels

2016: In Review

History & Records

Eastern League

SF Giants

General Info



# 2016: TOP 16



The 2016 season was full of memorable moments for the Flying Squirrels. Listed below are the top 16 in '16.

16) Flying Squirrels nominated for the John Henry Moss Community Service Award for the third consecutive year.

The John Henry Moss Award is given annually by Minor League Baseball to the team that has demonstrated an outstanding, on-going commitment to charitable service and has exhibited support and leadership within its local community and the baseball industry. The Squirrels are active in the community year-round.

15) Speaking of community, how about what Flying Squirrels Charity's is up to? The non-profit wing of the Squirrels, along with Barton Malow, RIR and others, have renovated a pair of baseball fields, complete with dugouts. The charities initial goal is to revitalize one dozen dilapidated baseball fields within the city.

14) July 3, 2016: Camp Warrior; A baseball camp for autistic children.

The Squirrels and more than 40 participants, players and staff hosted the baseball camp specifically for autistic children.

13) Giants reliever Josh Osich becomes first former Squirrel to rehab with the Squirrels

Giants left-handed reliever Josh Osich, recovering from a forearm strain, suited up for the Squirrels on Aug. 9, and again on Aug. 11 en route to returning to San Francisco. Osich made a name for himself with the Squirrels in 2015 and made his MLB debut on July 3 the same year. Osich became just the third Giants player to rehab in Richmond (Ryan Vogelsong, Matt Cain) and the first to return after passing through on his way to San Francisco.

12) Squirrels lefty Adalberto Mejia gets traded, makes MLB debut with Twins.

When you lead the league in ERA, other teams take notice. That's what happened to Squirrels lefty Adalberto Mejia on July 28, 2016. Mejia posted a stellar 1.94 ERA through 11 starts before being shipped off to Minnesota for All-Star Eduardo Nunez. The trade allowed Mejia to move quicker through the depleted Twins system, and he eventually made his MLB debut on Aug. 20, 2016.

11) Tyler Horan hammers two homers in same inning.

On Aug. 30, 2016, Squirrels outfielder Tyler Horan joined Jarrett Parker and Ricky Oropesa as the only players to homer twice in the same inning for Richmond. Horan mashed his two long balls in the eighth inning against Hartford in an 11-0 win.

10) Squirrels welcome Olympic Gold Medal winner Townley Haas

After taking home the gold medal in the 4x200 meter freestyle relay during the Rio Olympics, Richmond-area native Haas stopped by The Diamond to throw out a first pitch. He received a hero's welcome by the Squirrels crowd.

9) Giants future stars make All-Star game.

The All-Star game in Akron, Ohio, was filled with a trio of Squirrels standouts. Giants top prospect Christian Arroyo, along with pitcher Tyler Beede and third baseman Ryder Jones were all voted onto the All-Star squad. Beede earned the start for the Western Division and pitched the first inning.

8) Nutasha unveiled.

The Squirrels introduced a new member to the family on Opening Day in 2016. Nutasha burst onto the scene to join Nutzy and the gang at The Diamond and in the community.



## 2016 TOP 16 MOMENTS

### 7) ASK Foundation Night

ASK Foundation Night has rapidly become one of the most anticipated evenings of the year for players, fans and staff at The Diamond. ASK is an organization dedicated to helping kids and families dealing with childhood cancer and on ASK Foundation Night the Squirrels players hand out hugs and high fives as the game comes to a stop to honor these brave children. Special jerseys and other fundraising efforts coincide with the memorable event.

### 6) Ryder Jones displays personal vendetta against the Altoona Curve.

With the Altoona Curve needing just one win over the final weekend of the season to clinch a playoff spot, Ryder Jones took it upon himself to make it as difficult as possible for the visiting club. On September 3, 2016, Jones launched a walk-off, grand slam to complete one of the most exciting comebacks of the season for Richmond. The very next day Jones drilled another grand slam, staving off the Altoona playoff celebration until the final day of the year.

### 5) Is that a six-time MLB All-Star?

In need of veteran bullpen assistance towards the end of the year, the Giants scooped up free agent reliever Joe Nathan and assigned him to Richmond. Nathan immediately adapted to the Squirrels 'pen and appeared in six games down the stretch. Nathan did not allow a run for Richmond. The Giants recalled him to San Francisco after the Squirrels season ended.

### 4) Squirrels and Jerome Bettis sellout seventh consecutive Opening Night.

That's right, former Steelers running back Jerome Bettis joined the Squirrels to begin the year. Fresh off his introduction into the Pro Football Hall of Fame, "The Bus" made a highly-anticipated stop in the RVA .

### 3) Squirrels plate a full dozen.

On Aug. 27, 2016, history was made at Canal Park in Akron, Ohio. The Flying Squirrels batted around nearly twice... in the fifth inning against the RubberDucks. When the dust settled, the damage was extensive with 17 batters sent to the plate and 12 runs pushed across. Needless to say Richmond won the game, 13-3.

### 2) Tyler Beede wins ERA title.

The Giants top pitching prospect did not disappoint in his first full season in Double-A. Beede tossed a complete game shutout in his penultimate outing of the year and finished off the season with six solid innings to lower his ERA to a league-leading 2.81. Beede became the third player in Squirrels history to lead the league in ERA, joining Chris Heston (2.24 in 2012) and Eric Surkamp (2.02 in 2011).

### 1) Sergeant Rob Champine surprises family in return home (pictured below).

The Flying Squirrels were honored to assist in an emotional surprise homecoming for Air Force Tech Sergeant Rob Champine during the Saturday, April 16 contest against Altoona. Sergeant Champine, returning from deployment in Southwest Asia and the Middle East, was hiding inside of the Squirrels Pick-A-Box promotion, unbeknownst to his entire family. Sergeant Champine's eight-year-old son Justin was selected as the Pick-A-Box contestant and given the option to win a prize from three boxes varying in sizes. Justin initially selected the middle box, winning a Squirrels jersey. The Squirrels then unveiled the other two boxes to Justin and at that moment Sergeant Champine leapt out to embrace his son Justin, daughter Alexis and wife Merly (pictured below).



## 2016 EASTERN LEAGUE FINAL STANDINGS

### WESTERN DIVISION

TEAM	W	L	PCT	GB	HOME	AWAY	DIV
<b>Akron RubberDucks #</b>	<b>77</b>	<b>64</b>	<b>.546</b>	<b>-</b>	<b>42-28</b>	<b>35-36</b>	<b>46-43</b>
Altoona Curve @	76	64	.543	0.5	43-25	33-39	53-39
Harrisburg Senators	76	66	.535	1.5	40-32	36-34	45-30
Erie SeaWolves	62	79	.440	15.0	31-40	31-39	38-43
Richmond Flying Squirrels	62	79	.440	15.0	34-36	28-43	33-45
Bowie Baysox	56	86	.394	21.5	30-41	26-45	37-53

# - Division Winner @ - Wild Card Entrant

### EASTERN DIVISION

TEAM	W	L	PCT	GB	HOME	AWAY	DIV
Reading Fightin Phils#	89	52	.631	-	51-20	38-32	45-27
Trenton Thunder@	87	55	.613	2.5	49-22	38-33	45-30
Hartford Yard Goats	74	67	.525	15.0	37-32	37-35	36-39
New Hampshire Fisher Cats	69	73	.486	20.5	38-33	31-40	50-52
Binghamton Mets	63	77	.450	25.5	32-37	31-40	35-39
Portland Sea Dogs	55	84	.396	33.0	34-39	21-45	40-64

# - Division Winner @ - Wild Card Entrant

#### Composite Club Standings

CLUB	W	L	PCT	GB
Reading	89	52	.631	-
Trenton	87	55	.613	2.5
Akron	77	64	.546	12.0
Altoona	76	64	.543	12.5
Harrisburg	76	66	.535	13.5
Hartford	74	67	.525	15.0
New Hamp.	69	73	.486	20.5
Binghamton	63	77	.450	25.5
Erie	62	79	.440	27.0
Richmond	62	79	.440	27.0
Portland	55	84	.396	33.0
Bowie	56	86	.394	33.5

#### 2016 EL Playoff Results

The Akron RubberDucks used an impressive first half of the season and overcame a mid-year lull to secure their fifth league title in franchise history ('03, '05, '09, '12, '16). The RubberDucks swept away Trenton in the finals with infielder Eric Haase earning MVP honors in the Championship Series. Akron (77-64) finished the regular season a half game ahead of Altoona prior to taking down the Curve in the Western Division Series. Despite the Akron success, they struggled during the year against the Squirrels, with Richmond picking up a winning record (8-5) against the eventual champs. The RubberDucks jumped out to a 12-8 record in April and took off by going 22-7 in May. The club pitched well for most of the year, but managed a paltry .242 team batting average, last in the 12-team circuit. Nevertheless, clutch hitting in the postseason brought home another EL crown for the club from the Rubber City

**Trenton Defeats Reading, 3-1**  
(Eastern Division Series)

**Akron Defeats Altoona, 3-1**  
(Western Division Series)

**Akron Defeats Trenton, 3-0**  
Eastern League Championship Series





## EASTERN LEAGUE AWARDS

Eastern League Most Valuable Player.....	Dylan Couzens, REA
Eastern League Rookie of the Year.....	Rhys Hoskins, REA
Eastern League Pitcher of the Year.....	German Marquez, HFD
Eastern League Post-Season Most Valuable Player.....	Eric Haase, AKR
Eastern League Manager of the Year.....	Dusty Wathan, REA

## 2016 EASTERN LEAGUE POSTSEASON ALL-STAR TEAM

First Base.....	Rhys Hoskins, Reading	Catcher.....	Chance Sisco, Bowie
Second Base.....	Erich Weiss, Altoona	Utility Player.....	Garabez Rosa, Bowie
Third Base.....	Eric Wood, Altoona	Designated Hitter ..	Rowdy Tellez, New Hampshire
Shortstop.....	Tyler Wade, Trenton	RH Starting Pitcher.....	German Marquez, Hartford
Outfield.....	Dylan Cozens, Reading	LH Starting Pitcher ...	Jordan Montgomery, Trenton
Outfield.....	Raimel Tapia, Hartford	Relief Pitcher.....	Matt Carasiti, Hartford
Outfield.....	Aneury Tavarez, Portland		

## 2016 EASTERN LEAGUE MID-SEASON ALL-STARS

### EASTERN DIVISION ROSTER

Pitchers: RHP Matt Carasiti (HFD), LHP Dietrich Enns (TRE), LHP Williams Jerez (POR), RHP German Marquez (HFD), LHP Hoby Milner (REA), LHP Jordan Montgomery (TRE), RHP Tyler Pill (BNG), RHP Nick Pivetta (REA), RHP Murphy Smith (NH), RHP Logan Taylor (BNG) Catchers: Jorge Alfaro (REA), Kyle Higashioka (TRE), Jake Romanski (POR) Infielders: Rhys Hoskins (REA), Matt Oberste (BNG), Rowdy Tellez (NH), Pat Valaika (HFD), Jesmuel Valentin (REA), Tyler Wade (TRE) Outfielders: Dylan Cozens (REA), David Dahl (HFD), Dustin Fowler (TRE), Raimel Tapia (HFD), Dillon Thomas (HFD) Manager: Dusty Wathan (REA)

### WESTERN DIVISION ROSTER

Pitchers: LHP Jayson Aquino (BOW), **RHP Tyler Beede (RICH)**, RHP Tommy Collier (ERI), RHP Tyler Eppler (ALT), RHP Perci Garner (AKR), LHP Donnie Hart (BOW), LHP Jared Lakind (ALT), RHP Tyler Mapes (HBG), LHP Shawn Morimando (AKR), RHP Andrew Robinson (HBG) Catchers: Jeremy Lucas (AKR), Chance Sisco (BOW) Infielders: **Christian Arroyo (RICH)**, Edwin Espinal (ALT), Corey Jones (ERI), **Ryder Jones (RICH)**, Nellie Rodriguez (AKR), Garabez Rosa (BOW), Neftali Soto (HBG) Outfielders: Clint Frazier (AKR), Connor Harrell (ERI), Jason Krizan (ERI), Harold Ramirez (ALT), Bradley Zimmer (AKR) Manager: David Wallace (AKR)

## 2016 EASTERN LEAGUE WEEKLY AWARD WINNERS

### Batters

April 7-17.....	Jorge Alfaro, REA
April 18-24.....	Mike Yastrzemski, BOW
April 25-May 1.....	Dean Green, ERI
May 2-8.....	Jeff McVane, ERI
May 9-15.....	Neftali Soto, HBG
May 16-22.....	Dwight Smith Jr., NH
May 23-29.....	JaCoby Jones, ERI
May 30-June 5.....	Austin Meadows, ALT
June 6-12.....	Rhys Hoskins, ALT
June 13-19.....	Dean Green, ERI
June 20-26.....	Dean Green, ERI
June 27-July 3.....	Dylan Cozens, REA
July 4-10.....	Julio Borbon, BOW
July 11-17.....	Noel Cuevas, HFD
<b>July 18-24.....</b>	<b>Steven Duggar, RIC</b>
July 25-31.....	Andrew Benintendi, POR
August 1-7.....	Dylan Cozens, REA
August 8-14.....	Barrett Barnes, ALT
August 15-21.....	Phillip Evans, BNG
August 22-28.....	Barrett Barnes, ALT
August 29-September 5.....	Rafael Bautista, HBG

### Pitchers

April 7-17.....	Aaron Wilkerson, POR
April 18-24.....	Ben Lively, REA
April 25-May 1.....	Ronald Herrera, TRE
May 2-8.....	German Marquez, HFD
May 9-15.....	Ben Lively, REA
<b>May 16-22.....</b>	<b>Matt Gage, RIC</b>
May 23-29.....	Myles Jaye, ERI
May 30-June 5.....	Jayson Aquino, BOW
June 6-12.....	Lucas Giolito, HBG
June 13-19.....	Tyler Mapes, HBG
June 20-26.....	- Brandon Waddell, ALT
June 27-July 3.....	Tommy Collier, ERI
July 4-10.....	Keith Couch, POR
July 11-17.....	Myles Jaye, ERI
<b>July 18-24.....</b>	<b>Andrew Suarez, RIC</b>
July 25-31.....	Rafael Montero, BNG
August 1-7.....	Teddy Stankiewicz, POR
August 8-14.....	Conner Greene, NH
August 15-21.....	Wilmer Font, NH
August 22-28.....	Ricky Knapp, BNG
<b>August 29-September 5.....</b>	<b>Tyler Beede, RIC</b>

## EASTERN LEAGUE 2016 TEAM BATTING

TEAM BATTING	AVG	G	AB	R	H	TB	2B	3B	HR	RBI	SAC	SF	HBP	BB	IBB	SO	SB	CS	SLG	OBP
Reading	.270	141	4854	790	1309	2186	270	26	185	747	37	41	60	515	11	1181	91	35	.450	.344
Altoona	.265	140	4638	616	1231	1848	255	55	84	577	49	47	51	457	10	956	67	42	.398	.335
Erie	.265	141	4737	618	1253	1919	231	39	119	588	30	41	69	439	7	980	98	53	.405	.333
Hartford	.263	141	4608	577	1212	1747	259	27	74	536	80	37	47	380	12	1047	145	85	.379	.323
Binghamton	.262	140	4724	571	1239	1738	240	26	69	515	31	39	38	478	12	1030	72	42	.368	.332
Portland	.262	139	4580	579	1200	1812	236	47	94	539	30	45	36	394	10	926	73	65	.396	.322
Bowie	.261	142	4771	608	1245	1843	212	31	108	562	32	44	32	471	7	1010	73	43	.386	.329
Richmond	.257	141	4737	561	1217	1767	243	29	83	523	37	43	58	405	8	1034	62	37	.373	.320
Trenton	.256	142	4668	611	1194	1768	238	45	82	578	20	47	46	475	9	1014	120	52	.379	.328
Harrisburg	.253	142	4673	569	1183	1675	190	43	72	494	56	41	46	458	6	997	142	48	.358	.323
New Hampshire	.251	142	4678	607	1173	1774	222	41	99	557	42	50	59	468	10	1034	143	70	.379	.324
Akron	.242	141	4702	644	1138	1864	256	37	132	603	32	35	81	507	6	1281	134	55	.396	.324

## EASTERN LEAGUE 2016 BATTING LEADERS

### BATTING AVERAGE\*

(Min. 378 PA)

Phillip Evans, BIN	.335	Rafael Bautista, Rafael, HAR
Tavarez, Aneury, POR	.335	Dustin Fowler, TRN
Aneury, Tapia, HFD	.323	Dominic Smith, BIN
Chance Sisco, BOW	.320	Dylan Cozens, REA
Harold Ramirez, NH	.311	Rhys Hoskins, REA

### HITS

153	Nellie Rodriguez, AKR
152	Rhys Hoskins, REA
146	Tyler Wade, TRN
144	Rowdy Tellez, NH
140	Dylan Cozens, REA

### WALKS

75	Chance Sisco, BOW	.406
71	Rowdy Tellez, NH	.387
66	Aneury Tavarez, POR	.379
63	Rhys Hoskins, REA	.377
61	Barrett Barnes, ALT	.377

### OBP\*

(Min. 378 PA)

### GAMES

Rafael Bautista, HAR	136	Dylan Cozens, REA
Rhys Hoskins, REA	135	Dillon Thomas, HFD
Dylan Cozens, REA	134	<b>Christian Arroyo, RIC</b>
Tyler Wade, TRN	133	Pat Valaika, HFD
Ryan McMahon, HFD	133	3 Others Tied

### DOUBLES

38	Art Charles, REA
37	
<b>36</b>	
33	
30	

### INTENTIONAL WALKS

### SLG\*

(Min. 378 PA)

6	Dylan Cozens, REA	.591
	Rhys Hoskins, REA	.566
	Rowdy Tellez, NH	.530
	Aneury Tavarez, POR	.506
	Jake Fox, REA	.494

### AT-BATS

Rafael Bautista, HAR	543	Dustin Fowler, TRN
Dustin Fowler, TRN	541	Aneury Tavarez, POR
Dylan Cozens, REA	521	Drew Dosch, BOW
Tyler Wade, TRN	501	Erich Weiss, ALT
Rhys Hoskins, REA	498	Isaac Ballou, HAR

### TRIPLES

15	Dylan Cozens, REA
13	Nellie Rodriguez, AKR
9	Ryan McMahon, HFD
9	Todd Hankins, AKR
9	Rhys Hoskins, REA

### STRIKEOUTS

186	Rhys Hoskins, REA	.943
186	Dylan Cozens, REA	.941
161	Rowdy Tellez, NH	.917
126	Rowdy Tellez, NH	.886
125	Phillip Evans, BIN	.859

### OPS\*

(Min. 378 PA)

### TOTAL BASES

Dylan Cozens, REA	308	Dylan Cozens, REA
Rhys Hoskins, REA	282	Rhys Hoskins, REA
Dustin Fowler, TRN	248	Nellie Rodriguez, AKR
Nellie Rodriguez, AKR	233	Rowdy Tellez, NH
Rowdy Tellez, NH	232	Jake Fox, REA

### HOME RUNS

40	Rafael Bautista, HAR
38	Roemon Fields, NH
26	Rosell Herrera, HFD
23	Bradley Zimmer, AKR
23	2 Others Tied

### STOLEN BASES

56	Dylan Cozens, REA	81
44	Rhys Hoskins, REA	65
36	Dustin Fowler, TRN	57
33	Nellie Rodriguez, AKR	56
31	Rowdy Tellez, NH	54

### EXTRA-BASE HITS

### RUNS

Dylan Cozens, REA	106	Dylan Cozens, REA
Rhys Hoskins, REA	95	Rhys Hoskins, REA
Tyler Wade, TRN	90	Dominic Smith, BIN
Ramiel Tapia, HFD	79	Dustin Fowler, TRN
Rafael Bautista, HAR	77	Nellie Rodriguez, AKR

### RBI

125	Roemon Fields, NH
116	Ramiel Tapia, HFD
91	Bradley Zimmer, AKR
88	Gustavo Nunez, ERI
85	Wilmer Difo, HAR

### CAUGHT STEALING

### HIT BY PITCH

16	Connor Harrell, ERI	15
14		
13		
12		
11		



## EASTERN LEAGUE FINAL 2016 PITCHING STATISTICS

TEAM PITCHING	W-L	PCT	ERA	G	GS	CG	SHO	SV	IP	H	R	ER	HR	SAC	SF	HB	BB	IBB	SO	WP	BK
Trenton	87-55	.613	3.12	142	142	5	15	50	1236.0	1079	491	429	65	25	37	46	420	8	1239	49	5
Richmond	62-79	.440	3.48	141	141	2	12	33	1229.1	1123	567	476	78	51	35	50	468	15	1048	89	7
Harrisburg	76-66	.535	3.75	142	142	8	11	40	1246.2	1199	591	520	111	53	37	58	454	12	1015	49	6
Hartford	74-67	.525	3.76	141	141	4	10	44	1224.1	1253	593	511	105	54	36	43	397	8	973	39	4
Akron	77-64	.546	3.81	141	141	1	7	39	1254.0	1202	594	531	84	28	38	54	445	4	1035	90	2
Reading	89-52	.631	3.85	141	141	2	8	36	1258.1	1245	598	538	108	48	54	55	422	13	1055	73	2
New Hampshire	69-73	.486	3.85	142	142	1	7	35	1245.2	1230	609	533	111	33	46	34	448	1	1033	49	5
Altoona	76-64	.543	4.05	140	140	3	8	37	1217.0	1164	598	547	93	37	51	71	547	9	993	75	6
Binghamton	63-77	.450	4.26	140	140	6	4	28	1222.2	1200	643	579	96	40	46	44	478	13	1076	85	4
Bowie	56-86	.394	4.44	142	142	3	6	30	1229.1	1329	690	606	114	40	45	68	450	7	924	78	5
Portland	55-84	.396	4.49	139	139	9	9	20	1197.1	1205	671	597	114	34	44	62	507	7	1040	60	8
Erie	62-79	.440	4.58	141	141	4	6	32	1231.2	1365	706	627	122	33	41	38	411	11	1059	72	7

## EASTERN LEAGUE 2016 PITCHING LEADERS

### WINS

Tyler Mapes, HAR	12	Tyler Mapes, HAR
Michael Peoples, AKR	12	Keith Couch, POR
Rob Kaminsky, AKR	11	Kevin McAvoy, POR
Nick Pivetta, REA	11	Tyler Pill, BNG
5 others tied	10	4 others tied

### COMPLETE GAMES

### HITS

### STRIKEOUTS

4 Zach Jemiola, HFD	186 Mitch Atkins, POR	145
3 Tyler Eppler, ALT	176 Tyler Beede, RIC	135
3 Jeremy Gabryszewski, NH	167 German Marquez, HFD	126
3 Carlos Hernandez, HFD	166 Ronald Herrera, TRN	123
2 Michael Peoples, AKR	166 D.J. Brown, AKR	117

### LOSSES

### SHUTOUTS

### RUNS

### WHIP

David Hess, BOW	13	13 tied	1	(Min. 0.8. IP/league games)	
Kyle Crick, RIC	11		Jeremy Gabryszewski, NH	96 Daniel Camarena, TRN	1.13
Jeremy Gabryszewski, NH	11		Zach Jemiola, HFD	91 German Marquez, HFD	1.16
Mickey Jannis, BNG	11		David Hess, BOW	90 Nick Pivetta, REA	1.20
Rainy Lara, BNG	11		Kevin McAvoy, POR	85 Matt Gage, RIC	1.21
			Ricardo Pinto, REA	84 Tyler Pill, BNG	1.24

### ERA

### SAVES

### EARNED RUNS

### HOLDS

(Min. 0.8. IP/league games)			29		Ryan Gonzalez, HFD	17
Tyler Beede, RIC	2.81	Matt Carasiti, HFD	22	Jeremy Gabryszewski, NH	85 Tim Peterson, BNG	15
German Marquez, NH	2.85	Montana DuRapau, ALT	17	Zach Jemiola, HFD	79 Joe Mantiply, ERI	14
Tyler Mapes, HAR	3.19	Miguel Nunez, REA	15	David Hess, BOW	76 3 others tied	12
Rob Kaminsky, AKR	3.28	Chris Smith, NH	14	Mickey Jannis, BIN	76	
Matt Gage, RIC	3.38	David Roseboom, BNG		Kevin McAvoy, POR	75	

### GAMES

### GAMES FINISHED

### HOME RUNS

### AVERAGE AGAINST

David Roseboom, BIN	52	Montana DuRapau, ALT	43	Ricardo Pinto, REA	20	Nick Pivetta, REA	.235
Paul Voelker, ERI	52	Miguel Nunez, REA	38	David Hess, BOW	19	Rob Kaminsky, AKR	.241
Tyler Mizenko, RIC	51	Wil Browning, NH	33	Jeremy Gabryszewski, NH	16	German Marquez, HFD	.245
Montana DuRapau, ALT	50	Matt Carasiti, HFD	33	Teddy Stankiewicz, POR	16	Tyler Beede, RIC	.248
Joe Mantiply, ERI	49	David Roseboom, BNG	33	3 otehrs tied	15		

### GAMES STARTED

### INNINGS PITCHED

### WALKS

### STRIKEOUTS/9 IP

Jeremy Gabryszewski, NH	28	Tyler Eppler, ALT	162.1	Cody Dickson, ALT	99	J.P. Feyereisen, AKR/TRN	12.03
Tyler Eppler, ALT	27	Zach Jemiola, HFD	162	Shane Dawson, NH	72	Chris Smith, NH	12.00
Zach Jemiola, HFD	27	Michael Peoples, AKR	159	Kyle Crick, RIC	67	Logan Taylor, BNG	10.80
Michael Peoples, AKR	27	Ricardo Pinto, REA	156	Mickey Jannis, BIN	66	Matt Wotherspoon, TRN	10.24
3 others tied	26	Tyler Mapes, HAR	156	Clay Holmes, ALT	64	Grant Sides, AKR	10.07

## FLYING SQUIRRELS 2016 BATTING STATISTICS

BATTERS	AVG	G	AB	R	H	2B	3B	HR	RBI	BB	IBB	SO	SB	CS	OBP	SLG	OPS	E
Amion, Richard	.167	3	6	1	1	0	0	0	1	4	0	4	1	0	.500	.167	.667	1
Arnold, Jeff	.220	56	164	15	36	9	1	3	19	13	0	52	1	2	.282	.341	.623	0
Arroyo, Christian	.274	119	474	57	130	36	1	3	49	29	2	72	1	1	.316	.373	.689	18
Bednar, Brandon	.286	64	224	32	64	11	1	2	31	8	0	40	4	4	.316	.371	.687	4
Bennett, T.J.	.250	1	4	0	1	1	0	0	2	0	0	1	0	0	.250	.500	.750	0
Castillo, Ali	.317	66	199	22	63	9	3	0	17	12	0	24	6	4	.359	.392	.751	2
Cole, Hunter	.271	126	469	57	127	25	3	13	62	31	0	115	2	4	.319	.420	.739	6
Duggar, Steven	.321	60	243	35	78	16	4	1	24	28	1	51	9	7	.391	.432	.823	2
Ford, Darren	.238	70	223	36	53	8	2	0	15	30	0	56	13	4	.325	.291	.617	2
Hinojosa, C.J.	.248	57	226	27	56	7	2	3	19	20	1	43	1	0	.312	.336	.648	9
Horan, Tyler	.265	93	287	43	76	12	4	12	36	31	1	79	4	3	.337	.460	.797	1
Jones, Ryder	.247	126	473	49	117	26	0	15	67	26	0	79	1	2	.291	.397	.688	23
Lerud, Steve	.229	60	170	24	39	7	0	1	19	38	0	50	0	0	.385	.288	.673	1
Moncrief, Carlos	.261	72	176	27	46	11	0	5	22	28	1	38	6	0	.372	.409	.781	2
Moreno, Rando	.215	47	177	15	38	10	0	0	11	10	0	29	1	3	.261	.271	.532	6
Oropesa, Ricky	.219	68	233	23	51	8	0	9	31	24	0	66	0	0	.300	.369	.669	3
Polonius, John	.333	3	6	2	2	0	1	0	0	1	0	2	0	0	.429	.667	1.095	1
Schroder, Myles	.272	66	250	28	68	12	1	2	21	11	1	45	5	1	.328	.352	.680	4
Shaw, Chris	.246	60	232	26	57	16	4	5	30	20	0	55	0	0	.309	.414	.722	6
Slater, Austin	.317	41	145	20	46	8	1	5	25	24	0	36	6	1	.413	.490	.902	0
Turner, Ben	.176	5	17	2	3	0	0	0	0	1	0	2	0	0	.222	.176	.399	0
Villalona, Angel	.143	24	56	4	8	2	0	1	5	6	0	20	0	0	.250	.232	.482	0
Winn, Matt	.250	15	56	6	14	3	0	2	4	3	0	12	0	0	.288	.411	.699	2
Zambrano, Eliezer	.185	33	81	5	15	3	0	0	4	4	1	12	0	1	.224	.222	.446	1
Team Total	.257	141	4737	561	1217	243	29	83	523	405	8	1034	62	37	.320	.373	.693	112

## FLYING SQUIRRELS' FINAL 2016 INDIVIDUAL BATTING LEADERS

BATTING AVERAGE*		HITS		WALKS		OBP*	
(Min. 200 PA)						(Min. 276 PA)	
Steven Duggar	.321	Christian Arroyo	130	Steven Lerud	38	Steven Duggar	.391
Ali Castillo	.317	Hunter Cole	127	Tyler Horan	31	Tyler Horan	.337
Brandon Bednar	.286	Ryder Jones	117	Hunter Cole	31	Myles Schroder	.328
Christian Arroyo	.274	Steven Duggar	78	Darren Ford	30	Hunter Cole	.319
Myles Schroder	.272	Tyler Horan	76	Christian Arroyo	29	Christian Arroyo	.316
GAMES		DOUBLES		INTENTIONAL WALKS		SLG*	
						(Min. 276 PA)	
Hunter Cole	126	Christian Arroyo	36	Christian Arroyo	2	Tyler Horan	.460
Ryder Jones	126	Ryder Jones	26	Others	1	Steven Duggar	.432
Christian Arroyo	119	Hunter Cole	25			Hunter Cole	.420
Tyler Horan	92	Chris Shaw	16			Ryder Jones	.397
Carlos Moncrief	72	Steven Duggar	16			Christian Arroyo	.373
AT-BATS		TRIPLES		STRIKEOUTS		SAC BUNTS	
Christian Arroyo	474	Tyler Horan	4	Hunter Cole	115	Christian Arroyo	4
Ryder Jones	473	Steven Duggar	4	Tyler Horan	79	Ryder Jones	4
Hunter Cole	469	Chris Shaw	4	Ryder Jones	79	Ali Castillo	3
Tyler Horan	287	Hunter Cole	3	Christian Arroyo	72	Darren Ford	3
Myles Schroder	250	Ali Castillo	3	Ricky Oropesa	66	Others	2
PLATE APPEARANCES		HOME RUNS		STOLEN BASES		EXTRA-BASE HITS	
Ricky Oropesa	499	Ryder Jones	15	Darren Ford	13	Hunter Cole	41
Mitch Delfino	494	Hunter Cole	13	Steven Duggar	9	Ryder Jones	41
Rando Moreno	484	Tyler Horan	12	Austin Slater	6	Christian Arroyo	40
Devin Harris	442	Ricky Oropesa	9	Carlos Moncrief	6	Tyler Horan	28
Myles Schroder	406	3 Others Tied	5	Ali Castillo	6	Chris Shaw	25
RUNS		RBI		CAUGHT STEALING		HIT BY PITCH	
Hunter Cole	57	Ryder Jones	67	Steven Duggar	7		
Christian Arroyo	57	Hunter Cole	62	Darren Ford	4	Hunter Cole	5
Ryder Jones	49	Christian Arroyo	49	Brandon Bednar	4	Ryder Jones	5
Tyler Horan	43	Tyler Horan	36	Ali Castillo	4	Steven Lerud	5
Darren Ford	36	Ricky Oropesa	31	Hunter Cole	4	Others	3



## FLYING SQUIRRELS' FINAL 2016 PITCHING STATISTICS

PITCHERS	W	L	ERA	G	GS	CG	SHO	SV	SVO	IP	H	R	ER	HR	HB	BB	SO	AVG
Alvarado, Carlos	1	0	2.79	16	0	0	0	0	1	19.1	13	7	6	2	0	0	24	.188
Beede, Tyler	8	7	2.81	24	24	1	1	0	0	147.1	136	58	46	9	4	53	135	.248
Black, Ray	1	4	4.88	35	0	0	0	6	7	31.1	17	17	17	1	1	32	53	.159
Casilla, Jose	2	3	3.59	32	0	0	0	0	1	47.2	53	22	19	5	2	17	33	.290
Claiborne, Preston	2	1	2.38	34	0	0	0	3	5	45.1	30	15	12	4	0	13	49	.186
Coonrod, Sam	4	3	3.03	13	13	0	0	0	0	77.1	59	33	26	7	10	38	52	.214
Crick, Kyle	4	11	5.04	23	23	0	0	0	0	109	110	72	61	8	10	67	86	.266
Gage, Matt	9	7	3.38	23	23	1	0	0	0	136	130	55	51	2	3	34	106	.248
Gregorio, Joan	0	2	2.33	5	5	0	0	0	0	27	15	7	7	1	0	6	30	.165
Horan, Tyler	0	0	.45	1	0	0	0	0	0	1	4	5	1	0	0	2	2	.571
Johnson, Chase	1	4	3.27	24	7	0	0	5	5	52.1	47	21	19	2	3	18	37	.242
Jones, Christian	2	6	3.98	48	1	0	0	1	5	63.1	54	29	28	2	0	28	47	.235
Kickham, Mike	0	1	6.75	6	0	0	0	0	0	10.2	20	10	8	0	0	4	7	.392
Martinez, Rodolfo	0	3	6.65	25	0	0	0	3	5	23	29	17	17	1	2	15	17	.315
McCormick, Phil	1	0	2.38	9	0	0	0	0	0	11.1	10	4	3	0	2	3	5	.244
Mejia, Adalberto	3	2	1.94	11	11	0	0	0	0	65	48	16	14	4	1	16	58	.203
Mizenko, Tyler	2	7	4.31	51	0	0	0	2	5	54.1	61	32	26	7	3	25	41	.282
Molina, Nestor	2	0	2.95	4	3	0	0	0	0	18.1	16	8	6	2	1	3	13	.232
Nathan, Joe	1	0	0	6	0	0	0	2	2	6	3	0	0	0	0	1	7	.143
Osich, Josh	0	1	.18	2	0	0	0	0	0	1	1	2	2	0	1	4	2	.250
Reynolds, Matt	0	0	0	8	0	0	0	0	0	5	2	0	0	0	0	1	7	.125
Rodriguez, Pedro	1	2	6.59	10	0	0	0	0	1	13.2	16	15	10	2	0	6	8	.296
Rogers, Tyler	1	1	0.77	35	0	0	0	10	11	35	25	8	3	0	1	8	24	.198
Slania, Dan	7	6	2.5	27	10	0	0	0	1	82.2	68	30	23	6	1	22	79	.223
Smith, Jake	2	1	7.08	22	0	0	0	1	4	20.1	17	19	16	1	3	23	26	.224
Suarez, Andrew	7	7	3.95	19	19	0	0	0	0	114	129	61	50	11	2	24	90	.292
Taylor, Cory	1	0	0.75	2	2	0	0	0	0	12	10	4	1	0	0	5	10	.227
Team Total	62	79	3.48	141	141	2	12	33	53	1229.1	1123	567	476	78	50	468	1048	.244

## FLYING SQUIRRELS' FINAL 2016 INDIVIDUAL PITCHING LEADERS

WINS		COMPLETE GAMES		HITS		STRIKEOUTS	
		Tyler Beede		1			
Matt Gage	9	Matt Gage	1	Tyler Beede	136	Tyler Beede	135
Tyler Beede	8			Matt Gage	130	Matt Gage	106
Andrew Suarez	7			Andrew Suarez	129	Andrew Suarez	90
Dan Slania	7			Kyle Crick	110	Kyle Crick	86
2 Others Tied	4			Dan Slania	68	Dan Slania	79
LOSSES		SHUTOUTS		RUNS		WHIP (Min. 112.0 IP)	
Kyle Crick	11	Tyler Beede	1	Kyle Crick	72	Matt Gage	1.21
Matt Gage	7			Andrew Suarez	61	Tyler Beede	1.28
Tyler Mizenko	7			Tyler Beede	58	No Other Pitchers Qualify	
Andrew Suarez	7			Matt Gage	55		
Tyler Beede	7			Sam Coonrod	33		
ERA (Min. 112.0 IP)		SAVES		EARNED RUNS		HIT BY PITCH	
Tyler Beede	2.81	Tyler Rogers	10	Kyle Crick	61	Kyle Crick	10
Matt Gage	3.38	Ray Black	6	Matt Gage	51	Sam Coonrod	10
Andrew Suarez	3.95	Chase Johnson	5	Andrew Suarez	50	Tyler Beede	4
No Other Pitchers Qualify		Rodolfo Martinez	3	Tyler Beede	46	Four Others Tied	3
		Preston Claiborne	3	Christian Jones	28		
GAMES		SAVE OPPORTUNITIES		HOME RUNS		WILD PITCHES	
		Tyler Rogers		11		Tyler Beede	
Tyler Mizenko	51	Ray Black	7	Andrew Suarez	11	Ray Black	11
Christian Jones	48	5 Others Tied	5	Tyler Beede	9	Kyle Crick	9
Ray Black	35			Kyle Crick	8	Christian Jones	9
Tyler Rogers	35			Sam Coonrod	7	Tyler Mizenko	7
Preston Claiborne	34			Tyler Mizenko	7		
GAMES STARTED		INNINGS PITCHED		WALKS		BATTERS FACED	
Tyler Beede	24	Tyler Beede	147.1	Kyle Crick	67	Tyler Beede	612
Matt Gage	23	Matt Gage	136.0	Tyler Beede	53	Matt Gage	564
Kyle Crick	23	Andrew Suarez	114.0	Sam Coonrod	38	Kyle Crick	499
Andrew Suarez	19	Kyle Crick	109.0	Matt Gage	34	Andrew Suarez	483
Sam Coonrod	13	Dan Slania	82.2	Ray Black	32	Two Others Tied	332

# FLYING SQUIRRELS 2016 DAY-BY-DAY RESULTS

DATE	OPPONENT	W/L	SCORE	REC	PLACE	GB	WINNER	LOSER	SAVE	TIME	ATT
4/7	@HFD	L	5-4	0-1	T-4th	-1.0	Freeland (1-0)	Beede (0-1)	Carasiti (1)	2:38	3,123
4/8	@HFD	L	8-3	0-2	T-4th	-2.0	Hernandez (1-0)	Jones (0-1)		3:17	2,189
4/9	@HFD #1	L	5-1	0-3			Senzatela (1-0)	Johnson (0-1)		1:53	
4/9	@HFD #2	W	4-0	1-3	5th	-2.0	Slania (1-0)	Marquez (0-1)		2:11	1,922
4/10	OFF										
4/11	@REA	L	8-5	1-4	6th	-3.5	Vasquez (1-0)	Gage (0-1)		2:35	1,711
4/12	@REA	W	7-5	2-4	4th	-3.5	Crick (1-0)	Asher (0-2)	Black (1)	2:38	1,913
4/13	@REA	L	6-4	2-5	5th	-3.5	Joaquin (1-0)	Rodriguez (0-1)	Ramos (1)	2:48	1,940
4/14	ALT	W	2-1	3-5	4th	-3.5	Slania (2-0)	Smith (0-2)	Black (2)	2:27	9,560*
4/15	ALT	W	3-2	4-5	3rd	-3.5	Smith (1-0)	McKinney (0-1)		2:46	9,560*
4/16	ALT	L	3-0	4-6	4th	-3.5	Duncan (1-0)	Black (0-1)	DuRapau (2)	2:47	6,171
4/17	ALT	L	5-3	4-7	5th	-3.5	McKinney (1-1)	Smith (1-1)	DuRapau (3)	3:04	4,734
4/18	REA	L	6-2	4-8	6th	-4.5	Lively (2-0)	Crick (1-1)	Bleich (1)	2:46	2,778
4/19	REA	L	5-4	4-9	6th	-5.5	Rios (1-0)	Black (0-2)	Ramos (3)	3:04	3,306
4/20	REA	W	3-2 (11)	5-9	6th	-5.5	Rodriguez (1-1)	Windle (0-1)		3:02	5,021
4/21	@ALT	W	5-1	6-9	5th	-4.5	Johnson (1-1)	Dickson (0-2)		2:41	2,364
4/22	@ALT	L	10-2	6-10	6th	-4.5	Whitehead (1-1)	Gregorio (0-1)		2:56	2,843
4/23	@ALT	L	4-3	6-11	6th	-4.5	Creasy (3-0)	Gage (0-2)	DuRapau (4)	2:25	3,000
4/24	@ALT	L	2-1	6-12	6th	-5.5	Holmes (1-2)	Crick (1-2)	Smith (1)	2:28	4,333
4/25	@BOW	W	8-6	7-12	6th	-4.5	Beede (1-1)	Aquino (1-2)	Smith (1)	2:44	1,355
4/26	@BOW	W	6-4	8-12	6th	-4.5	Rogers (1-0)	Stoffel (0-1)	Black (3)	2:52	1,422
4/27	@BOW	L	6-3	8-13	6th	-4.5	Hess (1-1)	Johnson (1-2)		2:24	1,195
4/28	OFF										
4/29	HFD	L	4-3 (11)	8-14	6th	-5.5	Jiminian (1-0)	Slania (2-1)	Gonzalez (1)	3:06	9,337
4/30	HFD	L	5-1	8-15	6th	-6.5	Jerniola (3-0)	Gage (0-3)		2:40	7,079
5/1	HFD	****	RAINED OUT				****				
5/2	BOW	****	RAINED OUT				****				
5/3	BOW #1	W	2-1	9-15	6th		Beede (2-1)	Crichton (1-2)	Black (4)	2:11	5,202
5/3	BOW #2	L	6-3 (8)	9-16	6th	-8.0	Rodriguez (1-2)	Fornataro (1-0)		2:31	5,201
5/4	BOW	W	4-3 (11)	10-16	6th	-7.5	Slania (3-1)	Cortright (0-1)		3:06	3,021
5/5	BOW	****	RAINED OUT				****				
5/6	@ALT	****	RAINED OUT				****				
5/7	@ALT #1	L	3-1	10-17	6th		Eppler (2-2)	Johnson (1-3)		1:34	5,541
5/7	@ALT #2	L	2-1	10-18	6th	-9.0	Dickson (1-2)	Gregorio (0-2)	DuRapau (6)	1:50	5,541
5/8	@ALT	L	6-2	10-19	6th	-10.0	Duncan (3-1)	Gage (0-4)		2:44	4,238
5/9	HBG	L	6-4	10-20	6th	-11.0	Giolito (2-1)	Mizenko (0-1)		2:41	2,706
5/10	HBG	L	7-6	10-21	6th	-12.0	Harper (1-0)	Slania (3-2)	Glover (1)	2:55	2,733
5/11	HBG	L	2-1 (12)	10-22	6th	-13.0	Self (1-0)	Kickham (0-1)		3:21*	6,951
5/12	ALT	L	3-2	10-23	6th	-14.0	Dickson (2-2)	Suarez (0-1)	DuRapau (7)	2:22	5,019
5/13	ALT	L	5-2	10-24	6th	-14.0	Neverauskas (1-0)	Black (0-3)	Lakind (2)	2:25	6,046
5/14	ALT	L	7-6	10-25	6th	-15.0	Santana (1-0)	Mizenko (0-2)	DuRapau (8)	3:15	7,495
5/15	ALT	L	6-2	10-26	6th	-16.0	Waddell (3-0)	Beede (2-2)		2:52	4,637
5/16	OFF										
5/17	@TRE	L	3-2 (11)	10-27	6th	-17.0	Jones (1-0)	Slania (3-3)		3:21	3,372
5/18	@TRE	L	2-0	10-28	6th	-17.5	Coshow (1-3)	Mejia (0-1)	Jones (2)	2:12*	6,407*
5/19	@TRE	L	12-8	10-29	6th	-18.0	Tracy (2-1)	Black (0-4)		3:16	5,732
5/20	ERI	L	6-1	10-30	6th	-19.0	Valdez (2-0)	Jones (0-2)		2:46	8,110
5/21	ERI	W	9-0	11-30	6th	-19.0	Gage (1-4)	Turley (0-1)		2:21	4,396
5/22	ERI	W	6-5	12-30	6th	-19.0	McCormick (1-0)	Alaniz (0-3)	Rogers (1)	2:28	3,260
5/23	@BNG	L	2-1	12-31	6th	-19.0	Morris (2-1)	Slania (3-4)		2:14	1,362
5/24	@BNG	W	3-0	13-31	6th	-19.0	Mejia (1-1)	Pill (3-4)	Rogers (2)	2:28	1,694
5/25	@BNG	W	11-2	14-31	6th	-19.0	Suarez (1-1)	Lara (2-5)		2:45	1,578
5/26	@BNG	W	4-1	15-31	6th	-18.0	Black (1-4)	Gsellman (1-4)	Rogers (3)	2:39	6,255
5/27	@ERI	W	7-6	16-31	6th	-18.0	Smith (2-1)	Spomer (1-1)	Rogers (4)	2:49	3,134
5/28	@ERI	L	4-2	16-32	6th	-19.0	Jaye (2-4)	Beede (2-3)	Alaniz (2)	2:28	3,778
5/29	@ERI	L	5-2	16-33	6th	-19.0	Collier (4-3)	Crick (1-3)	Jimenez (1)	2:42	2,328
5/30	@ERI	W	1-0	17-33	6th	-19.0	Mejia (2-1)	Fernandez (0-1)	Rogers (5)	2:08	4,112
5/31	BOW	L	10-0	17-34	6th	-19.0	Aquino (2-4)	Suarez (1-2)		2:29	2,982
6/1	BOW #1	W	4-2	18-34	6th	-18.0	Jones (1-2)	Hess (2-4)	Rogers (6)	1:49	4,059
6/1	BOW #2	L	3-0	18-35	6th	-18.5	Yaboniss (1-0)	Gage (1-5)	Stoffel (9)	1:51	-
6/2	BOW	W	3-0	19-35	6th	-17.5	Beede (3-3)	Means (0-2)	Black (5)	1:57*	5,294
6/3	HGB (SUSP)	L	8-1	19-36	6th	-18.5	Simms (3-2)	Crick (1-4)	Robinson (1)	2:27	5,175
6/4	HGB (7)	L	3-1	19-37	6th	-19.5	Giolito (4-2)	Mejia (2-2)	Harper (6)	1:57	8,312
6/5	HGB	W	6-2	20-37	6th	-18.0	Suarez (2-2)	Williams (1-7)		2:23	4,579
6/6	OFF										
6/7	@NHM	W	5-3	21-37	6th	-17.0	Slania (4-4)	Dawson (3-3)	Rogers (7)	3:09	5,569
6/8	@NHM	W	4-3	22-37	6th	-16.0	Gage (2-5)	Anderson (2-5)	Rogers (8)	2:38	6,480
6/9	@NHM	W	6-5	23-37	6th	-15.0	Beede (4-3)	Lawrence (2-4)	Jones (1)	2:52	3,971
6/10	@POR	L	8-3	23-38	6th	-15.0	Couch (4-1)	Crick (1-5)		2:29	5,285
6/11	@POR	W	4-1	24-38	6th	-14.0	Mejia (3-2)	Haley (5-4)	Rogers (9)	2:42	5,391
6/12	@POR	L	7-1	24-39	6th	-13.5	Atkins (2-2)	Suarez (2-3)		2:26	7,368
6/13	OFF										
6/14	BIN	W	8-1	25-39	6th	-12.5	Slania (5-4)	Jannis (1-6)		3:03	4,408
6/15	BIN	W	4-2	26-39	6th	-11.5	Gage (3-5)	Pill (3-7)	Rogers (10)	2:29	4,160
6/16	BIN	L	3-1	26-40	6th	-11.5	Lara (4-6)	Beede (4-4)	Wheeler (4)	2:37	5,451
6/17	POR	L	3-1	26-41	6th	-12.5	Jerez (1-1)	Johnson (1-4)	Shepherd (6)	2:46	5,137
6/18	POR	L	10-3	26-42	6th	-13.5	Turley (1-2)	Coonrod (0-1)	Drehoff (1)	3:24*	9,560*
6/19	POR	L	9-5	26-43	6th	-14.5	Stankiewicz (2-6)	Suarez (2-4)		3:02	7,304
6/20	OFF										



# FLYING SQUIRRELS 2016 DAY-BY-DAY RESULTS

DATE	OPPONENT	W/L	SCORE	REC	PLACE	G+/-	WINNER	LOSER	SAVE	TIME	ATT	
6/21	@HFD	W	11-3	27-43	6th	-14.5	Slania (6-4)	Howard (0-2)		3:16	50*	
6/22	@HFD	L	7-6	27-44	6th	-14.5	House (2-0)	Mizenko (0-3)	Carasiti (19)	2:53	137	
6/23	@HFD	L	4-2	27-45	6th	-14.5	Vasto (1-0)	Rogers (1-1)	Carasiti	2:44	76	
6/24	@BIN	L	7-6	27-46	6th	-14.5	Jannis (2-7)	Crick (1-6)	Wheeler (5)	3:00	3,518	
6/25	@BIN	L	4-3	27-47	6th	-15.0	McGowan (1-0)	Mizenko (0-4)	Mateo (1)	2:58	2,531	
6/26	@BIN	L	7-2	27-48	6th	-15.5	Pill (4-8)	Suarez (2-5)		2:17	2,576	
6/27	AKR	L	5-4	27-49	6th	-16.0	Morimando (10-3)	Slania (6-5)	Garner (2)	2:34	3,646	
6/28	AKR	W	6-3	28-49	6th	-15.5	Gage (4-5)	Peoples (6-3)	Black (6)	2:36	4,017	
6/29	AKR	W	2-0	29-49	6th	-15.0	Beede (5-4)	Kaminsky (2-5)	Martinez (1)	2:08	4,541	
6/30	@TRE	L	6-5	29-50	6th	-15.5	Camarena (6-1)	Crick (1-7)	Holder (6)	2:24	5,127	
7/1	@TRE	W	6-2	30-50	6th	-14.5	Coonrod (1-1)	Smith (1-3)		2:43	3,323	
7/2	@TRE	L	5-2	30-51	6th	-15.5	Montgomery (7-3)	Suarez (2-6)	Holder (7)	2:43	5,202	
7/3	@TRE	W	6-3	31-51	6th	-15.5	Slania (7-5)	Campos (3-1)	Mizenko (1)	2:29	6,112	
7/4	REA	W	18-1	32-51	6th	-14.5	Gage (5-5)	Bleich (4-2)		2:47	9,560*	
7/5	REA	L	9-7	32-52	6th	-15.0	Rodriguez (6-0)	Jones (1-3)	Milner (4)	3:15	3,183	
7/6	REA	W	9-0	33-52	6th	-15.0	Crick (2-7)	Viza (2-2)		2:53	3,030	
7/7	REA	W	6-5	34-52	6th	-14.0	Claiborne (1-0)	Milner (4-2)		2:50	7,468	
7/8	TRE	W	2-1	35-52	6th	-13.5	Casilla (1-0)	Coshow (3-6)		2:12	5,114	
7/9	TRE	L	5-0	35-53	6th	-14.5	Adams (4-0)	Slania (7-6)	Holder (9)	2:26	7,567	
7/10	TRE	W	6-4	36-53	6th	-14.5	Mizenko (1-4)	Camarena (6-2)	Martinez (2)	2:57	3,869	
7/11	ALL-STAR BREAK											
7/12	ALL-STAR BREAK											
7/13	ALL-STAR GAME											
8,054				EASTERN DIVISION WINS 10-2				Montgomery	Beede		2:31	
7/14	@BOW	L	4-3	36-54	6th	-15.5	Yacobonis (2-1)	Martinez (0-1)	2:47	1,588		
7/15	@BOW	W	13-1	37-54	6th	-15.0	Coonrod (2-1)	Barker (4-4)	Mizenko (2)	3:21	3,843	
7/16	@BOW	***	RAINED OUT									
7/17	@BOW	L	6-2	37-55	6th	-14.5	Hess (4-9)	Beede (5-5)		2:21	2,875	
7/18	AKR	W	6-2	38-55	6th	-14.0	Suarez (3-6)	Brown (5-4)		2:37	4,116	
7/19	AKR	L	5-2	38-56	6th	-14.0	Merryweather (2-2)	Jones (1-4)	Sulser (3)	3:08	3,943	
7/20	AKR	L	7-3	38-57	6th	-13.5	Peoples (8-4)	Gage (5-6)		2:42	8,294	
7/21	@HBG	L	4-2	38-58	6th	-14.5	Valdez (3-2)	Crick (2-8)	Robinson (2)	2:33	5,989	
7/22	@HBG	L	2-1	38-59	6th	-14.5	Simms (7-4)	Coonrod (2-2)	Benincasa (2)	2:14	5,094	
7/23	@HBG	L	6-3	38-60	6th	-16.5	Mapes (10-6)	Beede (5-6)	Robinson (3)	2:36	6,483	
7/24	@HBG	W	6-2	39-60	6th	-15.5	Suarez (4-6)	Blackmar (1-1)		2:35	3,024	
7/25	@AKR	W	2-1 (10)	40-60	6th	-15.5	Mizenko (2-4)	Feyereisen (4-3)	Johnson (1)	2:36	2,588	
7/26	@AKR	W	10-4	41-60	5th	-15.5	Jones (2-4)	Kaminsky (5-7)		3:23	3,174	
7/27	@AKR	W	6-5	42-60	5th	-15.5	Crick (3-8)	Pasquale (1-4)	Johnson (2)	3:07	7,476	
7/28	NHM	W	4-2	43-60	5th	-14.5	Coonrod (3-2)	Mayza (1-3)	Martinez (3)	2:45	6,397	
7/29	NHM	W	3-2	44-60	T-4th	-13.5	Beede (6-6)	Cole (2-4)	Johnson (3)	2:39	6,122	
7/30	NHM	L	3-1 (10)	44-61	5th	-14.0	Smith (4-4)	Casilla (1-1)	Smith (7)	3:10	8,780	
7/31	NHM	W	4-1	45-61	5th	-14.0	Gage (6-6)	Greene (3-3)	Johnson (4)	2:31	4,104	
8/1	OFF											
8/2	@ALT	L	5-2	45-62	5th	-13.5	Dickson (9-3)	Crick (3-9)	DuRapau (18)	2:38	5,186	
8/3	@ALT	L	2-1 (12)	45-63	5th	-14.5	Kuchno (1-1)	Jones (2-5)		3:20	2,865	
8/4	@ALT	L	2-1 (10)	45-64	5th	-14.5	Medina (2-1)	Mizenko (2-5)		2:51	3,415	
8/5	@BOW	W	6-2	46-64	5th	-14.5	Suarez (5-6)	Grimes (1-3)	Johnson (5)	2:38	8,143*	
8/6	@BOW #1	L	8-2	46-65	5th	-15.5	Garcia (5-8)	Gage (6-7)		1:48		
8/6	@BOW #2	W	8-2	47-65	5th	-15.0	laiborne (2-0)	Aquino (5-9)		2:33*	4,873^	
8/7	@BOW	L	6-4	47-66	5th	-15.0	Means (4-5)	Crick (3-10)	Hart (4)	2:30	5,384	
8/8	TRE	L	12-6	47-67	5th	-15.5	Moreno (1-0)	Casilla (1-2)	Jones (8)	3:21	4,351	
8/9	TRE	L	2-1	47-68	T-5th	-16.5	Haynes (1-0)	Osich (0-1)	Wotherspoon (4)	2:36		
7,272												
8/10	TRE	L	2-1 (10)	47-69	T-5th	-16.5	Jones (2-6)	Feyereisen (5-3)	Jones (9)	3:16	6,386	
8/11	TRE	W	7-2	48-69	T-5th	-16.5	Suarez (6-6)	Adams (8-1)		2:49	8,794	
8/12	BOW	W	4-0	49-69	5th	-16.5	Gage (7-7)	Aquino (5-10)		2:12	6,755	
8/13	BOW	L	4-1 (11)	49-70	5th	-17.5	McGough (2-0)	Martinez (0-2)	Yacobonis (4)	3:33*	7,251	
8/14	BOW	W	3-0	50-70	5th	-16.5	Taylor (1-0)	Means (4-6)	Claiborne (1)	2:14	3,310	
8/15	OFF											
8/16	@REA	W	5-1	51-70	T-4th	-16.0	Coonrod (4-2)	Eshelman (4-3)		2:35	6,046	
8/17	@REA	W	2-1	52-70	4th	-15.5	Molina (1-0)	Nunez (4-2)	Claiborne (2)	2:40	5,767	
8/18	@REA	L	6-3	52-71	T-4th	-16.0	Leiter (6-2)	Suarez (6-7)	Cordero (1)	2:42	7,355	
8/19	HBG	W	3-2	53-71	4th	-15.0	Gage (8-7)	Valdez (4-4)	Nathan (1)	2:19	6,010	
8/20	HBG	L	8-5	53-72	4th	-15.0	Self (4-2)	Mizenko (2-6)	Lee (2)	2:57	9,464	
8/21	HBG	W	6-5	54-72	4th	-15.0	Nathan (1-0)	Robinson (4-1)		2:41	3,407	
8/22	@ERI	L	4-2	54-73	4th	-16.0	Ruben Alaniz (3-3)	Martinez (0-3)	Voelker (10)	2:26	5,652	
8/23	@ERI	L	5-2	54-74	5th	-16.0	Turley (7-8)	Beede (6-7)	Voelker (11)	2:40	4,319	
8/24	@ERI	L	8-7	54-75	5th	-16.0	Riordan (5-8)	Claiborne (2-1)	Mantpliy (1)	2:35	3,669	
8/25	@AKR	W	7-4	55-75	5th	-16.0	Gage (9-7)	Pasquale (2-7)	Nathan (2)	3:02	4,502	
8/26	@AKR	L	9-3	55-76	5th	-16.0	Merryweather (5-4)	Crick (3-11)		2:52	7,996	
8/27	@AKR	W	13-3	56-76	5th	-16.0	Molina (2-0)	Brown (8-7)		3:07	7,210	
8/28	@AKR	L	8-2	56-77	5th	-16.5	Peoples (11-6)	Coonrod (4-3)		2:32	4,856	
8/29	HFD	W	4-0	57-77	5th	-16.5	Beede (7-7)	Chatwood (0-1)	2:24	6,649		
8/30	HFD	W	11-0	58-77	4th	-15.5	Suarez (7-7)	Jemiola (8-9)		2:34	5,502	
8/31	HFD	L	3-2 (11)	58-78	T-4th	-16.5	Pierpont (7-2)	Mizenko (2-7)		3:34*	7,553	
9/1	HFD	W	7-0	59-78	T-4th	-16.5	Crick (4-11)	Hernandez (6-10)		2:46		
5,164												
9/2	ALT	W	4-2	60-78	T-4th	-15.5	Alvarado (1-0)	Rosario (2-2)	Claiborne (3)	2:33	7,156	
9/3	ALT	W	7-3	61-78	T-4th	-14.5	Jose Casilla (2-2)	DuRapau (3-3)		3:00	6,405	
9/4	ALT	W	6-2	62-78	4th	-14.0	Tyler Beede (8-7)	Kingham (1-1)		2:25	6,713	
9/5	ALT											

Organization

2017 Flying Squirrels

2016: In Review

History & Records

Eastern League

SF Giants

General Info

# FLYING SQUIRRELS 2016 ASSORTED RECORDS HIGH & LOWS

## 2016 Assorted Record

	TOTAL	HOME	ROAD
Akron RubberDucks	9-1	6-0	3-1
Altoona Curve	10-10	5-5	5-5
Binghamton Mets	5-4	4-3	1-1
Bowie Baysox	11-10	7-4	4-5
Erie SeaWolves	5-5	2-1	3-4
Harrisburg Senators	11-9	6-3	5-6
New Britain Rock Cats	4-9	3-5	1-4
New Hampshire	5-1	2-1	3-0
Portland Sea Dogs	4-2	2-1	2-1
Reading Fightin Phils	5-9	3-4	2-5
Trenton Thunder	3-8	1-3	2-5
Vs. Eastern	26-33	16-17	11-16
Vs. Western	46-35	25-13	21-22
TOTALS	72-68	41-30	31-38

	TOT	HOME	ROAD	1H	2H
Overall Record	62-78	34-35	28-43	27-44	35-34
vs Eastern Division	29-34	15-15	14-19	13-20	16-14
vs Western Division	33-44	19-20	14-24	14-24	19-20
Day Games	13-20	7-5	6-15	7-13	6-7
Night Games	49-58	27-30	22-28	20-31	29-27
Day After Night	12-16	7-5	5-11	6-9	6-7
Squirrels Score 1st	40-32	20-13	20-19	16-14	24-18
Opponent Scores 1st	22-46	14-23	8-23	11-30	11-16
Games Won Last AB	7-5	7-0	0-5	3-2	4-3
Vs. RH Starters	44-55	25-25	19-30	19-32	25-23
Vs. LH Starters	18-23	9-9	9-14	8-12	10-11
Starter 6+ IP	44-34	27-20	17-14	15-19	29-15
Starter 7+ IP	21-13	14-8	7-5	7-8	14-5
Squirrels Starter 8+ IP	7-0	5-0	2-0	3-0	4-0
When Hitting a HR	35-24	18-7	17-17	14-16	21-8
When No HR	27-54	16-28	11-26	13-28	14-26
Outhit Opponents	48-23	22-8	26-15	20-13	28-10
Equal # of Hits	6-5	4-2	2-3	4-1	2-4
Outbait by Opponent	8-50	8-25	0-25	3-30	5-20
Commit 0 Errors	38-29	20-12	18-17	18-18	20-11
Commit 1-2 Errors	22-44	13-20	9-24	8-22	14-22
Commit 3+ Errors	1-5	1-2	0-3	1-4	0-1
Leading After 7th	44-7	22-4	22-3	17-4	27-3
Trailing After 7th	6-55	5-20	1-35	5-30	1-25
Tied After 7th	8-9	5-7	3-2	2-4	6-5
Leading After 8th	48-5	25-5	23-0	20-4	28-1
Trailing After 8th	4-58	3-23	1-35	2-31	2-27
Tied After 8th	6-8	4-4	2-4	2-3	4-5
Extra-Inning Games	3-9	2-6	1-3	2-4	1-5
Doubleheaders	4-6	2-2	2-4	3-5	1-1
Shortened Game	0-1	0-1	0-0	0-1	
Series Record	16-20-6	11-8-2	5-12-46	13-3	10-7-3
One-Run Games	18-25	11-10	7-15	10-13	8-12
Two-Run Games	11-15	6-7	5-8	6-9	5-6
5+ Run Games	11-14	6-6	5-8	4-8	7-6
Shutout Record	12-5	9-4	3-1	5-5	7-0
April Record	8-15	3-6	5-9	8-15	
May Record	9-19	4-10	5-9	9-19	
June Record	12-16	7-8	5-8	10-10	2-6
July Record	16-11	9-5	7-6		16-11
August Record	13-17	7-6	6-11		13-17
September Record	4-0	4-0			4-0
Monday Record	6-7	3-4	3-3	2-4	4-3
Tuesday Record	11-10	4-7	7-3	7-5	4-5
Wednesday Record	10-11	6-5	4-6	6-6	4-5
Thursday Record	10-10	6-2	4-8	5-4	5-6
Friday Record	10-11	6-5	4-6	2-8	8-3
Saturday Record	6-18	2-9	4-9	3-10	3-8
Sunday Record	9-11	7-3	2-8	2-7	7-4

## MISCELLANEOUS

LONGEST WINNING STREAK	6, July 24-29
LONGEST LOSING STREAK	14, May 7-21
LARGEST MARGIN OF VICTORY	17, 7/14 vs Rea (18-1, Franchise Record)
LARGEST MARGIN OF DEFEAT	10, 5/31 vs Bowie (Lost 10-0)
LARGEST SHUTOUT WIN	11-0, 8/30 vs HFD
LARGEST SHUTOUT LOSS	10-0, May 31 vs Bowie
LONGEST GAME, TIME	3 hours, 34 minutes (8/31 vs HFD)

## TEAM BATTING

MOST RUNS 18, July 4 vs REA	
MOST RUNS, INNING	12, 5th Inning, 8/27 @ AKR
SHUT OUT	(x5), Last, 7/9 vs TRE (5-0)
MOST HITS	19 (x2), Last, July 4 vs REA
MOST HITS, INNING	9, 5th Inning, 8/27 @ AKR
FEWEST HITS	2, June 12 @ POR
MOST HOME RUNS, GAME	4, 5/21 vs Erie
MOST HOME RUNS, INNING	(x2), Last, (8th Inning), 8/30 vs HFD
MOST DOUBLES, GAME	6, 7/15 @ BOW
MOST TRIPLES, GAME	2 (x3), Last, Horan & Ford, 8/27 @ AKR
MOST EXTRA-BASE HITS, GAME	8 (x2), Last, 7/15 @ BOW
MOST STOLEN BASES, GAME	3 (x3), Last, 8/14 vs BOW
MOST BASE ON BALLS, GAME	11, 9/3 vs ALT
MOST STRIKEOUTS, 9-INNING	14 (4/13 @ REA)
MOST STRIKEOUTS, ALL GAMES	14 (4/13 @ REA)

## TEAM PITCHING

MOST RUNS ALLOWED	12 (x2), Last, 8/8 vs TRE
MOST RUNS ALLOWED, INNING	6 (x3), Last, 5th Inning, 7/5 vs REA
LAST SHUTOUT	(x12), Last, 9/1 vs HFD (7-0)
MOST HITS ALLOWED	15, 7/15 @ BOW
MOST HITS ALLOWED, INNING	8 (x2), Last, 8/23 @ Erie
FEWEST HITS ALLOWED	1 (x2), Last, 6/2 vs BOW, 9-inning game)
MOST HOME RUNS ALLOWED	3 (x2), Last, 8/24 @ Erie
MOST HOME RUNS ALLOWED, INNING	
2 (x2), Last, 1st Inning, 7/7 vs REA	
MOST CONSECUTIVE GAMES ALLOWING A HOME RUN	5, June 5-10
MOST STRIKEOUTS, 9-INNING GAME	
13 (x3), Last, 7/18 vs AKR	
MOST STRIKEOUTS, ALL GAMES	13 (x3), Last, 7/18 vs AKR
MOST BASE ON BALLS	8 (x6), Last, 8/9 vs Trenton
MOST EXTRA-BASE HITS ALLOWED	
7, June 18 vs Portland	

## INDIVIDUAL BATTING

MOST RUNS SCORED	4 (x2), Last, Arroyo, 7/26 @ AKR
MOST HITS	5, Austin Slater, 5/10 vs HBG
MOST EXTRA-BASE HITS	3 (x2), Last, Oropesa, 6/5 vs HBG
MOST DOUBLES	2 (x12), Last, Dugger, 8/30 vs HFD
MOST HOME RUNS	
2 (x4), Last, Horan, 8/30 vs HFD (8th Inning)	
MOST TOTAL BASES	10, Jones, 5/21 vs Erie
MOST RBI	4 (x10), Last, Ryder Jones, 9/4 vs ALT
MOST STOLEN BASES	2 (x5), Last, Ford, 8/14 vs BOW
MOST BASE ON BALLS	4, Arroyo, June 14 vs BNG
MOST STRIKEOUTS	4 (x3), Last, Dugger, 8/16 @ REA
LONGEST HITTING STREAK	19, Dugger, 7/18-8/6, *** FRANCHISE
RECORD	
LONGEST ON-BASE STREAK	20, Dugger, 7/18-8/6

## INDIVIDUAL PITCHING

MOST INNINGS PITCHED, STARTER	
9.0 IP (CG), Beede, 8/29 vs HFD *** 3RD IN TEAM HISTORY	
MOST INNINGS PITCHED, RELIEVER	
4.0 IP, Jones, 6/30 @ TRE	
MOST HITS ALLOWED, STARTER	12, Beede, 7/17 @ BOW
MOST HITS ALLOWED, RELIEVER	8, Kickham, 4/18 vs REA
MOST STRIKEOUTS, STARTER	11, Beede, 8/29 vs HFD
MOST STRIKEOUTS, RELIEVER	5, Slania, 5/19 @ TRE
MOST BASE ON BALLS, STARTER	5 (x5), Last, Beede, 8/23 @ Erie
MOST BASE ON BALLS, RELIEVER	4, Mizenko, 8/6 @ BOW (Game 2)
MOST EARNED RUNS ALLOWED	7 (x2), Last, Conrod, 8/28 @ AKR
MOST CONSECUTIVE SCORELESS IP	
23.2 IP, Tyler Rogers (4/22-6/23), *** FRANCHISE RECORD	



## FLYING SQUIRRELS 2016 ASSORTED OFFENSIVE CATEGORIES

### Regular Season Scoring Breakdown

	1st	2nd	3rd	4th	5th	6th	7th	8th	9th	Extras	Totals
<b>RICH</b>	63	44	66	68	79	55	46	86	47	5	561
<b>OPP</b>	59	61	51	53	67	68	76	60	51	17	567

### Regular Season Single-Game Bests

#### Multi Hit Games

	2H	3H	4H	5+	Total
Arnold	5	2	--	--	--
Arroyo	26	5	2	--	--
Bednar	11	7	--	--	--
Castillo	13	4	1	--	--
Cole	30	6	1	--	--
Duggar	18	3	2	--	--
Ford	9	3	--	--	--
Hinojosa	8	4	2	--	--
Horan	12	6	--	--	--
R. Jones	20	5	--	--	--
Lerud	8	2	--	--	--
Moncrief	11	1	--	--	--
Moreno	8	2	--	--	--
Oropesa	9	2	--	--	--
Schroder	14	2	2	--	--
Shaw	8	3	--	--	--
Slater	5	5	--	1	--
Winn	4	--	--	--	--
Zambrano	2	--	--	--	--

#### MULTI-RBI GAMES

	TOTAL	2	3	4	5+
Arnold	3	2	1	--	--
Arroyo	6	2	4	--	--
Bednar	7	6	1	--	--
Bennett	1	--	--	--	--
Castillo	1	--	--	--	--
Cole	12	7	4	--	--
Duggar	5	4	1	--	--
Ford	2	2	--	--	--
Gage	1	--	--	1	--
Horan	7	5	2	--	--
Hinojosa	4	3	1	--	--
R. Jones	13	5	3	5	--
Lerud	5	4	1	--	--
Moncrief	3	--	3	--	--
Moreno	1	--	--	1	--
Oropesa	6	4	1	1	--
Schroder	3	3	--	--	--
Shaw	7	5	2	--	--
Slania	1	1	--	--	--
Slater	7	4	1	2	--

### Regular Season Pitchers at the Plate

BATTER	AB	H	BB	K	SAC
Tyler Beede	25	7	--	8	1
Jose Casilla	1	0	--	1	--
Preston Claiborne	1	0	--	1	--
Sam Coonrod	12	1	--	6	--
Kyle Crick	14	1	--	5	4
Matt Gage	20	5	--	6	3
Joan Gregorio	3	11	--	2	--
Chase Johnson	8	0	--	4	1
Christian Jones	4	0	--	--	1
Mike Kickham	3	2	--	1	--
Adalberto Mejia	10	2	2	5	1
Phil McCormick	1	1	--	1	--
Tyler Mizenko	2	0	--	--	1
Nestor Molina	4	1	--	1	--
Tyler Rogers	2	0	--	2	--
Dan Slania	3	10	--	2	--
Andrew Suarez	14	2	1	6	1

### Regular Season Pinch-Hitters

BATTER	H	AB	AVG
Junior Amion	0	1	.000
Jeff Arnold	1	4	.250
Christian Arroyo	1	1	1.000
Brandon Bednar	3	7	.428
Ali Castillo	2	11	.181
Hunter Cole	1	3	.333
Steven Duggar	0	0	.000
Darren Ford	1	3	.333
C.J. Hinojosa	0	1	.000
Tyler Horan	3	10	.300
Ryder Jones	1	4	.250
Steve Lerud	1	3	.333
Carlos Moncrief	7	17	.411
Rando Moreno	0	2	.000
Ricky Oropesa	2	5	.400
Myles Schroder	0	1	.000

# FLYING SQUIRRELS' 2016 TRANSACTIONS

## 2016 OPENING DAY ROSTER (25 + 4 Inactive)

**P-** Tyler Beede, Ray Black, Jose Casilla, Kyle Crick, Matt Gage\*, Joan Gregorio, Chase Johnson, Christian Jones\*, Mike Kickham\* (INA), Adalberto Mejia\*, Tyler Mizenko, Pedro Rodriguez, Tyler Rogers, Dan Slania, Jake Smith (INA)  
**C-** Jeff Arnold (INA), Matt Winn, Eliezer Zambrano (S)  
**INF** - Christian Arroyo, Ali Castillo, Ryder Jones\*, Rando Moreno (S), Ricky Oropesa\*, Myles Schroder (S), Angel Villalona (INA)  
**OF** - Hunter Cole, Tyler Horan\*, Carlos Moncrief\*, Austin Slater

### APRIL

(7) - RHP Jake Smith, LHP Mike Kickham, & IF Angel Villalona were placed on the DL  
 (14) - LHP Christian Jones (DL) & RHP Pedro Rodriguez (EST) were placed on the Inactive List; LHP Mike Kickham & RHP Jake Smith were activated from the DL  
 (17) - RHP Tyler Mizenko (fractured right toe) was placed on the DL; RHP Pedro Rodriguez was re-added to the Active Roster from EST  
 (21) - LHP Mike Kickham was placed on the Disabled List; LHP Christian Jones was re-added to the Active Roster from the 7-day DL  
 (26) - OF Austin Slater (adductor strain) was placed on the DL; IF Angel Villalona was added to the Active Roster from Extended Spring Training  
 (29) - C Matt Winn was assigned to Class-A Augusta; C Steve Lerud was added to the Active Roster from Extended Spring Training  
 (30) - RHP Jose Casilla was assigned to Triple-A Sacramento; RHP Tyler Mizenko (fractured right toe) was activated from the Disabled List

### MAY

RHP Pedro Rodriguez & IF Angel Villalona were placed on the DL; LHP Mike Kickham & OF Austin Slater were re-added to the Active Roster  
 (10) - RHP Joan Gregorio was assigned to Triple-A Sacramento; LHP Andrew Suarez was added to the Active Roster from San Jose (A+)  
 (12) - C Eliezer Zambrano was placed on the Disabled List; C Jeff Arnold was activated from the Disabled List  
 (19) - RHP Pedro Rodriguez was loaned to Leones De Yucatan (ML); C Ben Turner was added from San Jose (A+); OF Carlos Moncrief was placed on the DL  
 (20) - LHP Mike Kickham was released by the Giants organization; LHP Phil McCormick was added to the Active Roster from Sacramento (AAA)  
 (23) - C Steve Lerud (left thumb contusion) was placed on the Disabled List; C Eliezer Zambrano was re-activated from the Disabled List

### JUNE

(2) - OF Austin Slater was assigned to Triple-A Sacramento; OF Carlos Moncrief was reactivated from the Disabled List  
 C Ben Turner voluntarily retired; C Steve Lerud (left thumb contusion) was reactivated from the Disabled List  
 (7) - IF Rando Moreno was assigned to Triple-A Sacramento; IF Angel Villalona was reactivated from the Disabled List  
 (8) - OF Tyler Horan (hamstring) was placed on the Disabled List; OF Darren Ford was added to the Active Roster from Triple-A Sacramento  
 (9) - RHP Ray Black (back spasms) was placed on the Disabled List; RHP Preston Claiborne was added to the Active Roster from Ext. Spring Training  
 (10) - IF TJ Bennett added to the Active Roster from Augusta GreenJackets (A); UTIL Myles Schroder was placed on Temporary Inactive List  
 (14) - IF TJ Bennett was assigned to Sacramento RiverCats (AAA); UTIL Myles Schroder was reactivated from the Temporary Inactive List  
 (15) - LHP Phil McCormick retired; RHP Jose Casilla was re-added to the Active Roster from the Sacramento River Cats (AAA)  
 (16) - RHP Jake Smith & IF Angel Villalona were placed on the Disabled List; RHP Ray Black (back spasms) was reactivated from the Disabled List  
 (17) - LHP Adalberto Mejia was assigned to Triple-A Sacramento; Tyler Horan (hamstring) activated from Disabled List

(18) - RHP Sam Coonrod promoted from San Jose Giants (A+) and added to the Active Roster

(24) - RHP Chase Johnson (right shoulder) was placed on the Disabled List; LHP

Matt Reynolds was signed by the Giants and added to the Active Roster

(25) - UTIL Myles Schroder was assigned to Triple-A Sacramento; IF Brandon Bednar was added to the Active Roster from San Jose (A+)

(27) - RHP Tyler Rogers was assigned to Triple-A Sacramento; RHP Rodolfo Martinez was added to the Active Roster from High-A San Jose

(30) - IFs Ali Castillo & Ricky Oropesa were assigned to Triple-A Sacramento; RHP Jake Smith was DFA'd by Giants off 40-man; C Eliezer Zambrano placed on DL

(30) - IFs Chris Shaw & C.J. Hinojosa, OF Steven Duggar were added to the Active Roster from High-A San Jose

### JULY

(14) - OF Tyler Horan placed on the Disabled List, retroactive to July 8; IF Angel Villalona reactivated from the Disabled List

(15) - RHP Ray Black placed on the Disabled List, retro to 7/13; C Eliezer Zambrano reactivated from the Disabled List

(16) - RHP Chase Johnson (shoulder) was activated from the Disabled List

(21) - OF Tyler Horan (ankle) was reactivated from the Disabled List; IF Angel Villalona was placed on the Disabled List

(25) - RHP Carlos Alvarado was added to the Active Roster from Single-A Augusta; C Eliezer Zambrano was placed on the Disabled List

(28) - IF John Polonius was added to the Active Roster from Augusta (A)

(29) - RHP Dan Slania was assigned to Triple-A Sacramento; RHP Ray Black was reactivated from the Disabled List

(30) - OF Hunter Cole (groin) was placed on the Disabled List

### AUGUST

(2) - IF Angel Villalona was reactivated from the Disabled List; IF John Polonius was assigned to Single-A Augusta

(4) - IF Angel Villalona was placed on the Disabled List; OF Hunter Cole (groin) was reactivated from the 7-Day Disabled List

(8) - RHP Ray Black was placed on the DL; RHP Cory Taylor added to the Active Roster from Augusta (A)

(9) - OF Carlos Moncrief (quad) placed on Disabled List; C Eliezer Zambrano reactivated from DL; LHP Josh Osich added from Giants DL for a Rehab Assignment

(10) - RHP Chase Johnson was placed on the Disabled List

(11) - IF Angel Villalona was reactivated from the Disabled List

(16) - Added RHP Joe Nathan to Active Roster; Sent RHP Cory Taylor to San Jose (A+); Added RHP Nestor Molina to Active Roster; Placed C Eliezer Zambrano on DL

### September

N/A



## FLYING SQUIRRELS' LOGO GUIDE

# Official Club Logos



Primary Logo



Flying Squirrels - White Word Mark



Flying Squirrels - Red Word Mark



Richmond - White Word Mark



Richmond - Red Word Mark



Acorn - "Red R"



Acorn - "White R"



Squirrels Head



Cap "R" Logo

Organization

2017 Flying Squirrels

2016: In Review

History & Records

Eastern League

SF Giants

General Info

## FLYING SQUIRRELS' TEAM RECORDS - SINGLE GAME

Largest Margin of Victory.....	17, 7/4/16 vs. Reading
Largest Margin of Defeat.....	14, 4/14/13 @ Trenton
Largest Shutout Win.....	14-0, 9/2/10 @ Erie
Largest Shutout Loss.....	0-13, 7/13/13 @ Bowie
Longest Game (Innings).....	18, 4/30/11 @ Bowie
Longest Game Time (9 Innings).....	3:41, 7/15/12 @ Harrisburg
Longest Game Time (All).....	5:27, 4/30/11 @ Bowie (18)
Shortest Game (9 Innings).....	1:54, 7/29/15 @ Altoona
Shortest Game (All).....	1:26, 7/17/15 vs. Altoona (7)
Largest Home Crowd.....	9,560 (Many), Last, 8/15/15 vs. Altoona
Largest Road Crowd.....	9,784, 5/21/10 @ Reading
Smallest Road Crowd.....	50 (6/21 @ HFD in New Hampshire)
Most Errors.....	5 (x3), last 7/11/14 @ Bowie
Most Errors by Opponent.....	5 (x4), last 8/21/14 vs. New Britain
Most LOB.....	16(x2), 7/20/14 vs. Harrisonburg
Fewest LOB.....	0 (x3), last 6/5/12 @ New Hampshire
Most Runs (Game).....	20, 5/26/13 @ Altoona
Most Runs Allowed (Game).....	19, 4/17/12 vs. Reading
Most Runs (Inning).....	12, 8/27/16 @ Akron (5th)
Most Runs Allowed (Inning).....	10, 4/17/12 vs. Reading (6th)
Most Hits (Game).....	22 (x3), last 5/26/13 @ Altoona
Most Hits Allowed (Game).....	22, 4/17/12 vs. Reading
Most Hits (Inning).....	9, 8/27/16 @ Akron (5th)
Most Hits Allowed (Inning).....	9, 4/17/12 vs. Reading (6th)
Most Home Runs (Game).....	4 (x5), Last, 5/21/16 @ Erie
Most Home Runs Allowed (Game).....	4, 6/28/13 @ Erie
Most Home Runs (Inning).....	3, 8/30/15 @ Akron
Most Home Runs Allowed (Inning).....	2 (Many)

## FLYING SQUIRRELS' TEAM RECORDS - SEASON

Longest Winning Streak.....	7, 4/27/10 - 5/3/10
Longest Losing Streak.....	15, 4/15/15 - 5/3/15
Most Games Without an Error.....	7, 7/8/10 - 7/17/10
Most Games With an Error.....	10, Last, 5/23/11 - 6/1/11
Wins.....	79 (2014)
Losses.....	79 (2016)
Highest Batting Average.....	.257 (2016)
Lowest Batting Average.....	.247 (2011)
Lowest ERA.....	3.12 (2015)
Highest ERA.....	4.13 (013)
At-Bats.....	4764 (2010)
Most Runs Scored.....	611 (2013)
Fewest Runs Scored.....	503 (2015)
Most Hits.....	1217 (2016)
Fewest Hits.....	1147 (2015)
Most Doubles.....	243 (x2) (2013, 2016)
Fewest Doubles.....	202 (2015)
Most Triples.....	47 (2010)
Fewest Triples.....	19 (x2) (2012, 2013)
Most Home Runs.....	109 (2013)
Fewest Home Runs.....	61 (2015)
Most RBI.....	577 (2013)
Fewest RBI.....	462 (2015)
Most Total Bases.....	1772 (213)
Fewest Total Bases.....	1586 (2015)
Most Walks.....	510 (2014)
Fewest Walks.....	333 (2015)
Most Intentional Walks.....	18 (2011)
Fewest Intentional Walks.....	8 (2016)



## FLYING SQUIRRELS' TEAM RECORDS - SEASON (Cont.)

Most Strikeouts (Batters).....	1115 (2013)
Fewest Strikeouts (Batters) .....	957 (2012)
Most Stolen Bases.....	168 (2014)
Fewest Stolen Bases .....	62 (2016)
Most Caught Stealing.....	65 (2012)
Fewest Caught Stealing.....	37 (2016)
Highest Stolen Base Percentage.....	76% (2014)
Lowest Stolen Base Percentage .....	62% (2012)
Highest On-Base Percentage.....	333 (2013)
Lowest On-Base Percentage.....	302 (2011)
Highest Slugging Percentage.....	383 (2013)
Lowest Slugging Percentage.....	344 (2015)
Highest OPS.....	716 (2013)
Lowest OPS.....	647 (2015)
Most Sacrifice Flies.....	49 (2012)
Fewest Sacrifice Flies.....	33 (2015)
Most Sacrifice Hits.....	62 (2015)
Fewest Sacrifice Hits .....	36 (2014)
Mosts Batters Hit By Pitch.....	79 (2014)
Fewest Batters Hit By Pitch.....	41 (2011)
Most Double Plays .....	131 (2012)
Fewest Double Plays.....	93 (2011)
Most Errors Committed.....	122 (2013)
Fewest Errors Committed.....	104 (2012)
Most Complete Games .....	4 (2012)
Fewest Complete Games.....	1 (2013, 2015)
Most Shutouts (Pitchers).....	15 (x2) (2012, 2013)
Fewest Shutouts (Pitchers) .....	9 (2011)
Most Shutouts (Batters) .....	17 (2015)
Fewest Shutouts (Batters).....	6 (2016)
Most Saves.....	46 (2015)
Fewest Saves.....	33 (2016)
Most Save Opportunities .....	66 (2015)
Fewest Save Opportunities.....	53 (x2) (2011, 2016)
Most Innings Pitched .....	1253.3 (2010)
Fewest Innings Pitched.....	1219 (2013)
Most Hits Allowed .....	1227 (2010)
Fewest Hits Allowed.....	1107 (2015)
Most Runs Allowed.....	661 (2013)
Fewest Runs Allowed .....	488 (2015)
Most Earned Runs Allowed.....	585 (2013)
Fewest Earned Runs Allowed.....	426 (2015)
Most Home Runs Allowed.....	92 (2010)
Fewest Home Runs Allowed.....	52 (2015)
Most Hit By Pitch (Pitchers).....	56 (2015)
Fewest Hit By Pitch (Pitchers).....	42 (2012)
Most Intentional Walks Issued.....	27 (2012)
Fewest Intentional Walks Issued.....	9 (2013)
Most Strikeouts (Pitchers) .....	1096 (2011)
Fewest Strikeouts (Pitchers).....	915 (2010)
Most Balks .....	11 (2013)
Fewest Balks.....	6 (2010, 2015)
Most Wild Pitches .....	94 (2013)
Fewest Wild Pitches.....	69 (2014)
Most Double Plays .....	138 (2010)
Fewest Double Plays.....	96 (2011)
Lowest WHIP.....	1.29 (x2) (2015, 2016)
Highest WHIP .....	1.46 (2013)
Lowest Average Against.....	242 (2015)
Highest Average Against.....	260 (2010)
Most At-Bats Against .....	4727 (2010)
Fewest At-Bats Against.....	4572 (2015)
Most Batters Faced.....	5360 (2013)
Fewest Batters Faced .....	5179 (2015)
Most Holds .....	86 (2015)
Fewest Holds.....	40 (2013)

## FLYING SQUIRRELS' INDIVIDUAL RECORDS - SINGLE GAME

### BATTING

Runs .....	4, Many
Hits .....	5 (x7), Last, Slater, 5/10/16 vs. Harrisburg
Extra-Base Hits .....	4, Parker, 4/22/14 @ Reading
Triples .....	2, Peguero, 7/31/11 vs. Trenton
Home Runs .....	3, Neal, 6/26/10 @ Erie
RBI's .....	7 (x2), Last, Parker, 5/26/13 @ Altoona
Stolen Bases .....	5, Tomlinson, 5/9/14 vs. Erie
Walks .....	4 (x5), Last, Duggar, 8/16/16 @ Reading
Strikeouts .....	7, Koshansky, 4/30/11 @ Bowie

### PITCHING

Innings Pitched (Starter) .....	9.0 (x3), Last, Beede, 8/29/16 vs. Hartford
Innings Pitched (Reliever) .....	5.2, Surkamp, 7/4/11 vs. Trenton
Hits Allowed (Starter) .....	13, Westcott, 4/11/12 @ Bowie
Hits Allowed (Reliever) .....	8, Kickham, 4/18/16 vs. Reading
Strikeouts (Starter) .....	12 (x3), Last, Kickham, 8/2/12 vs. Reading
Strikeouts (Reliever) .....	11, Surkamp, 7/4/11 vs. Trenton
Walks (Starter) .....	6 (Many)
Walks (Reliever) .....	5, Whitaker, 6/11/10 @ Reading
Wild Pitches .....	3 (x5), Last, Heston, 8/28/12 vs. Harrisburg
Runs Allowed (Starter) .....	8 (Many)
Runs Allowed (Reliever) .....	7, Quirarte, 7/26/11 @ Erie
Earned Runs Allowed (Starter) .....	8 (x4), Last, Beede, 8/22/15 @ Trenton
Earned Runs Allowed (Reliever) .....	6, Ronick, 5/18/12 @ Akron

## FLYING SQUIRRELS' INDIVIDUAL BATTING RECORDS - SEASON

Longest Hit Streak .....	19, Stevan Duggar (7/18/16 - 8/6/16)
Batting Average (Min. 384 PA) .....	Matt Duffy, .332 (2014)
Games .....	137 (x3), Charlie Culberson (2011), Daniel Mayora (2012), Joe Panik (2013)
At-Bats .....	553, Charlie Culberson (2011)
Runs Scored .....	74, Mark Miniccozzi (2013)
Hits .....	153, Thomas Neal (2010)
Doubles .....	40, Thomas Neal (2010)
Triples .....	10, Juan Perez (2011)
Home Runs .....	18, (x2) Last, Mario Lisson (2014)
Extra-Base Hits .....	56, Javier Herrera (2013)
RBI's .....	76 (x2), Mario Lisson (2014), Ricky Oropesa (2015)
Total Bases .....	233, Javier Herrera (2013)
Walks .....	62, Mark Miniccozzi (2013)
Intentional Walks .....	5, Nick Noonan (2011)
Strikeouts .....	161, Jarrett Parker (2013)
Stolen Bases .....	49, Kelby Tomlinson (2014)
Caught Stealing .....	18, Gary Brown (2012)
Stolen Base Percentage (Min. 10 Attempts) .....	100% (11-11), Mario Lisson (2014)
On-Base Percentage (Min. 384 PA) .....	.400, Mark Miniccozzi (2013)
Slugging Percentage (Min. 384 PA) .....	.485, Javier Herrera (2013)
OPS (Min. 384 PA) .....	.861, Javier Herrera (2013)
Sacrifice Flies .....	11, Mark Miniccozzi (2012)
Sacrifice Hits .....	21, Rando Moreno (2015)
Hit By Pitch .....	19, Gary Brown (2012)
Double Plays .....	24, Daniel Mayora (2012)

## FLYING SQUIRRELS' INDIVIDUAL PITCHING RECORDS - SEASON

Longest Scoreless Innings Streak .....	23.2, Tyler Rogers, (4/22/16 - 6/23/16)
Wins .....	11, Many
Losses .....	11, Kyle Crick (2016)
Earned Run Average (Min. 114 IP) .....	2.02, Eric Surkamp (2011)
Games .....	58, Phil McCormick (2015)
Starts .....	28, Justin Fitzgerald & Craig Westcott (2012)
Complete Games .....	1, Many



## FLYING SQUIRRELS' INDIVIDUAL PITCHING RECORDS - SEASON (Cont.)

Saves.....	23, Rafael Cova (2010)
Save Opportunities.....	29, Rafael Cova (2010)
Innings Pitched.....	165.0, Craig Westcott (2012)
Hits Allowed.....	181, Craig Westcott (2012)
Runs Allowed.....	85, Craig Westcott (2012)
Earned Runs Allowed.....	75, Craig Westcott (2012)
Home Runs Allowed.....	16, Chris Gloor (2013)
Hit Batsmen.....	10 (x3), Clayton Tanner, Kyle Crick & Sam Coonrod (2011, 2016, 2016)
Walks.....	75, Mike Kickham (2012)
Intentional Walks.....	5, Daniel Turpen (2010)
Strikeouts.....	165, Eric Surkamp (2011)
Balks.....	4, Carlos Teller (2013)
Wild Pitches.....	18, Justin Fitzgerald (2012)
Double Plays Induced.....	27, Craig Westcott (2012)
WHIP (Min. 114 IP).....	1.08, Eric Surkamp (2011)
Average Against (Min. 114 IP).....	.213, Eric Surkamp (2011)
Total Batters Faced.....	698, Craig Westcott (2012)
Holds.....	15 (x2), Stephen Johnson & Jose Casilla (2015)

### Complete Domination


On August 29, 2016 San Francisco -pitching prospect Tyler just the third Squirrels to author a complete-nine inning shutout. was in command the Hartford Goats en to his 2016 title (2.81).

Beebe Squir-Jack

other did so on road against New did so on June 24, 2014 struck out 11 batters in the most stellar Squirrels

cisco Giants Beede became pitcher game, Beede against Yard route ERA

joined rels pitcher Snodgrass and Mike MacDonald as the only pitchers to ac-the feat. MacDonald August 5, 2010 on the Hampshire while Snodgrass against Harrisburg. Beede his outing, making it one of starts ever.



## FLYING SQUIRRELS' FRANCHISE FIRSTS

Game.....	4/8/10 @ Bowie (Prince George's Stadium)
.....	Bowie 6, Richmond 4 (Game Completed 4/9 Due to Rain)
Win (Team).....	(VV, Pat Egan - L, Ronnie Ray - S, Chad Thall)
.....	4/9/10 @ Bowie (Prince George's Stadium)
Loss (Team).....	Richmond 2, Bowie 0 (7 Innings) (VV, Clayton Tanner - L, Eduardo Gamboa - S, Rafael Cova)
.....	4/8/10 @ Bowie (Prince George's Stadium)
.....	Bowie 6, Richmond 4
.....	(VV, Pat Egan - L, Ronnie Ray - S, Chad Thall)
Pitcher/Batter.....	Bowie's LHP Zach Britton to Richmond's Darren Ford (4/8/10 @ Bowie, Prince George's Stadium)
.....	Ford Grounded Out to SS Pedro Florimon
Hit.....	Thomas Neal, 4/8/10 @ Bowie (4th Inning - Double - Zach Britton)
Double.....	Thomas Neal, 4/8/10 @ Bowie (4th Inning - Zach Britton)
Triple.....	Roger Kieschnick, 4/16/10 vs. Reading (3rd Inning - Yohan Flande)
Home Run.....	Conor Gillaspie, 4/10/10 @ Bowie (6th Inning - Pedro Beato)
Grand Slam.....	Chris Dominguez, 6/27/11 vs. Harrisburg (7th Inning - Hassan Pena)
Run.....	Michael Ambort, 4/8/10 @ Bowie (5th Inning)
RBI.....	Jackson Williams, 4/8/10 @ Bowie (5th Inning)
Walk.....	Brandon Crawford, 4/8/10 @ Bowie (6th Inning - Pat Egan)
Strikeout (Pitcher).....	Ronnie Ray, 4/8/10 @ Bowie (5th Inning - Danny Figueroa)
Strikeout (Batter).....	Roger Kieschnick, 4/8/10 @ Bowie (2nd Inning - Zach Britton)
Stolen Base.....	Tyler Graham, 4/8/10 @ Bowie (7th Inning)
Caught Stealing.....	Darren Ford, 4/12/10 vs. Altoona (1st Inning - Justin Wilson)
Sacrifice Fly.....	Clay Timpner, 4/9/10 @ Bowie (6th Inning)
Hit By Pitch.....	Jackson Williams, 4/8/10 @ Bowie (8th Inning - Chad Thall)
Ground Into Double Play.....	Thomas Neal, 4/10/10 @ Bowie (6th Inning - Eduardo Gamboa)
Error.....	Thomas Neal, 4/10/10 @ Bowie (7th Inning)
Wild Pitch.....	Clayton Tanner, 4/9/10 @ Bowie (3rd Inning)
Balk.....	David Mixon, 5/3/10 vs. Altoona (2nd Inning)
Win (Individual).....	Clayton Tanner, 4/9/10 @ Bowie
Loss (Individual).....	Ronnie Ray (4/8/10) @ Bowie
Save.....	Rafael Cova, 4/9/10 @ Bowie
Complete Game (Seven Innings).....	David Mixon, 4/27/10 @ New Britain
Complete Game (Nine Innings).....	Mike MacDonald, 8/5/10 @ New Hampshire
Complete-Game Shutout (Seven Innings).....	David Mixon, 4/27/10 @ New Britain
Complete-Game Shutout (Nine Innings).....	Mike MacDonald, 8/5/10 @ New Hampshire



### #21 Thomas Neal

Neal lined an opposite-field double for the Flying Squirrels first franchise hit. He lined the double down the right-field line off Bowie left-hander Zach Britton in the 4th inning of the Squirrels, 4-6, loss on April 8th, 2010.



### #10 Clayton Tanner

Tanner earned the first win in franchise history on April 9th, 2010 against Bowie at Prince George's Stadium.

The lefty tossed 5 1/3 shutout innings, fanning two, as the Squirrels prevailed, 2-0



## FLYING SQUIRRELS' CAREER BATTING LEADERS

Batting Average*	On-Base Percentage*	SLG*	OPS*
Matt Duffy..... .332	Matt Duffy..... .398	Javier Herrera ..... .485	Javier Herrera ..... .861
Austin Slater..... .305	Mark Minicozzi..... .382	Adam Duvall..... .465	Mario Lissou..... .837
Mark Minicozzi..... .299	Austin Slater..... .378	Jarrett Parker ..... .445	Mark Minicozzi..... .823
Javier Herrera ..... .296	Javier Herrera ..... .376	Mark Minicozzi..... .441	Jarrett Parker ..... .806
Thomas Neal..... .291	Jarrett Parker ..... .361	Thomas Neal..... .440	Thomas Neal..... .799
Conor Gillaspie ..... .287	Thomas Neal..... .359	Wes Hodges..... .428	Austin Slater..... .794
Daniel Mayora..... .281	Skyler Stromsmoe..... .350	Devin Harris..... .427	Adam Duvall..... .785
Juan Perez..... .280	Gary Brown..... .347	Conor Gillaspie ..... .420	Johnny Monell ..... .758
Wes Hodges..... .275	Clay Timpner..... .346	Johnny Monell ..... .419	Conor Gillaspie ..... .754
Christian Arroyo..... .274	Daniel Mayora ..... .345	Austin Slater..... .416	Devin Harris..... .747
Games	At-Bats	Plate Appearances	Runs
Ricky Oropesa ..... 381	Ricky Oropesa ..... 1276	Ricky Oropesa ..... 1409	Jarrett Parker ..... 124
Skyler Stromsmoe..... 291	Myles Schroder..... 981	Myles Schroder..... 1076	Juan Perez..... 123
Myles Schroder..... 285	Juan Perez..... 940	Juan Perez..... 1010	Kelby Tomlinson..... 119
Juan Perez..... 257	Jarrett Parker ..... 807	Jarrett Parker ..... 943	Ricky Oropesa ..... 115
Jarrett Parker ..... 231	Devin Harris..... 798	Skyler Stromsmoe..... 909	Mark Minicozzi..... 109
Hits	Doubles	Triples	Home Runs
Ricky Oropesa ..... 300	Devin Harris..... 54	Juan Perez..... 14	Ricky Oropesa ..... 37
Juan Perez..... 263	Ricky Oropesa ..... 54	Jarrett Parker ..... 11	Jarrett Parker ..... 30
Kelby Tomlinson..... 217	Juan Perez..... 51	Darren Ford ..... 11	Devin Harris..... 27
Mark Minicozzi..... 217	Johnny Monell ..... 51	Myles Schroder ..... 10	Johnny Monell ..... 21
Jarrett Parker ..... 209	Mark Minicozzi..... 49	Kelby Tomlinson..... 9	Roger Kieschnick ..... 20
RBI	Walks	Intentional Walks	Strikeouts
Ricky Oropesa ..... 165	Ricky Oropesa..... 113	Nick Noonan ..... 7	Ricky Oropesa ..... 357
Jarrett Parker ..... 115	Jarrett Parker ..... 105	Conor Gillaspie ..... 4	Jarrett Parker ..... 264
Devin Harris..... 112	Skyler Stromsmoe..... 104	Sharlou Schoop..... 4	Devin Harris..... 231
Mark Minicozzi..... 111	Mark Minicozzi..... 94	Mac Williamson..... 4	Myles Schroder..... 205
Johnny Monell ..... 99	Johnny Monell ..... 89	Five Players Tied ..... 3	Mark Minicozzi..... 187
Stolen Bases	Caught Stealing	Double Plays	Sacrifice Flies
Kelby Tomlinson..... 68	Darren Ford ..... 22	Ricky Oropesa ..... 28	Daniel Mayora ..... 11
Darren Ford ..... 56	Juan Perez..... 21	Mark Minicozzi..... 25	Mark Minicozzi..... 11
Juan Perez..... 40	Kelby Tomlinson..... 19	Daniel Mora..... 24	Skyler Stromsmoe..... 11
Tyler Graham ..... 39	Gary Brown..... 18	Johnny Monell ..... 24	Ricky Oropesa ..... 11
Gary Brown..... 33	Skyler Stromsmoe..... 17	Neal Thomas ..... 19	Roger Kieschnick ..... 9
Sacrifice Hits	HBP	Extra-Base Hits	Total Bases
Rando Moreno..... 22	Myles Schroder ..... 27	Ricky Oropesa ..... 92	Ricky Oropesa ..... 467
Ehire Adrianza..... 17	Jarrett Parker ..... 25	Devin Harris..... 85	Juan Perez..... 387
Kelby Tomlinson..... 17	Gary Brown..... 19	Juan Perez..... 80	Jarrett Parker ..... 359
Skyler Stromsmoe..... 15	Skyler Stromsmoe..... 17	Jarrett Parker ..... 79	Myles Schroder..... 349
Darren Ford ..... 14	Jackson Williams..... 13	Johnny Monell ..... 74	Devin Harris..... 341

\*Minimum of 384 Plate Appearances \*\*Minimum of 10 Attempts

## FLYING SQUIRRELS' CAREER PITCHING LEADERS

ERA*	WHIP*	Average Against*	Strikeouts/9.0 IP*
Eric Surkamp.....2.02	Eric Surkamp.....1.08	Eric Surkamp......213	Eric Surkamp.....10.43
Chris Heston.....2.24	Chris Heston.....1.10	Joan Gregorio......211	Kyle Crick.....9.30
Joe Biagini.....2.42	David Mixon.....1.19	Joe Biagini......228	Ryan Verdugo.....9.18
Jose Casilla.....2.80	Adalberto Mejia.....1.20	Chris Heston......230	Mike Kickham.....8.18
Kelvin Marte.....3.11	Matt Gage.....1.22	Mike Kickham......234	Chris Heston.....8.17
Justin Fitzgerald.....3.13	Jose Casilla.....1.23	Ryan Verdugo......241	Phil McCormick.....7.9
Ty Blach.....3.13	Jack Snodgrass.....1.24	Kyle Crick......242	Justin Fitzgerald.....7.30
Austin Fleet.....3.14	Kelvin Marte.....1.24	Adalberto Mejia......243	Adalberto Media.....7.1
Phil McCormick.....3.27	Justin Fitzgerald.....1.26	Justin Fitzgerald......244	Daryl Maday.....6.75
Mike Kickham.....3.29	Chris Gloor.....1.27	Jose Casilla......247 .251	
Wins	Losses	Winning Percentage**	Games
Jack Snodgrass.....27	Craig Westcott.....25	Eric Surkamp......714	Edwin Quirarte.....204
Craig Westcott.....19	Daryl Maday.....25	Austin Fleet......714	Phil McCormick.....175
Justin Fitzgerald.....19	Kyle Crick.....22	Brett Bochy......700	Jose Casilla.....88
Kelvin Marte.....18	Clayton Tanner.....19	Jack Snodgrass......675	Daryl Maday.....119
Edwin Quirarte.....18	Edwin Quirarte.....18	Kelvin Marte......666	Kyle Crick.....82
Games Started	Complete Games	Shutouts	Balks
Craig Westcott.....68	Jack Snodgrass.....2	Kelvin Marte.....2	Clayton Tanner.....5
Justin Fitzgerald.....61	Kelvin Marte.....2	Five Others tied.....1	Edwin Quirarte.....5
Jack Snodgrass.....56	Thirteen Pitchers.....1		Carlos Teller.....4
Kyle Crick.....56			Others.....3
Clayton Tanner.....49			
Saves	Innings Pitched	Hits Allowed	At-Bats Against
Daryl Maday.....28	Craig Westcott.....375.2	Craig Westcott.....415	Craig Westcott.....1453
Derek Law.....26	Justin Fitzgerald.....344.0	Daryl Maday.....347	Daryl Maday.....1294
Rafael Cova.....23	Daryl Maday.....340.0	Justin Fitzgerald.....311	Justin Fitzgerald.....1276
Josh Osich.....22	Jack Snodgrass.....322.1	Jack Snodgrass.....302	Clayton Tanner.....1032
Two tied with.....19	Edwin Quirarte.....306.1	Edwin Quirarte.....302	Jack Snodgrass.....1013
Total Batters Faced	Runs Allowed	Earned Runs Allowed	Home Runs Allowed
Craig Westcott.....1633	Craig Westcott.....204	Craig Westcott.....180	Daryl Maday.....28
Justin Fitzgerald.....1436	Daryl Maday.....153	Daryl Maday.....139	Craig Westcott.....27
Daryl Maday.....1434	Clayton Tanner.....149	Jack Snodgrass.....133	Clayton Tanner.....23
Jack Snodgrass.....1336	Jack Snodgrass.....146	Kyle Crick.....122	Chris Gloor.....23
Edwin Quirarte.....1313	Edwin Quirarte.....143	Justin Fitzgerald.....120	Justin Fitzgerald.....17
Hit Batsmen	Walks	Strikeouts	Wild Pitches
Edwin Quirarte.....22	Kyle Crick.....194	Justin Fitzgerald.....282	Justin Fitzgerald.....31
Clayton Tanner.....17	Craig Westcott.....141	Kyle Crick.....270	Kyle Crick.....27
Justin Fitzgerald.....16	Justin Fitzgerald.....123	Daryl Maday.....255	Clayton Tanner.....24
Jack Snodgrass.....14	Edwin Quirarte.....106	Craig Westcott.....208	Daryl Maday.....22
Three tied with.....13	Jack Snodgrass.....100	Edwin Quirarte.....208	Craig Westcott.....21

\*Minimum of 114 Innings Pitched \*\*Minimum of 10 Decisions



# FLYING SQUIRRELS' FIRST GAME



VS.



April 8th, 2010  
Prince George's Stadium

Bowie Baysox (1-0) 6, Richmond Flying Squirrels (0-1) 4  
April 8, 2010

	1	2	3	4	5	6	7	8	9	R	H	E
Richmond	0	0	0	0	2	0	0	2	0	4	11	0
Bowie	0	0	0	1	1	1	3	0	x	6	14	0

Richmond	AB	R	H	RBI	BB	SO	LOB	AVG
Ford, CF	5	0	0	0	0	1	3	.000
Crawford, SS	4	0	1	0	1	1	2	.250
Neal, LF	4	1	2	0	1	1	1	.500
Kieschnick, RF	5	1	2	0	0	3	3	.400
Gillaspie, 3B	5	0	1	2	0	0	4	.200
Ambort, 1B	3	1	1	0	1	0	2	.333
Noonan, 2B	4	1	1	0	0	0	1	.250
Williams, J, C	3	0	2	2	0	0	0	.667
Graham, T, DH	4	0	1	0	0	2	3	.250
MacDonald, P	0	0	0	0	0	0	0	.000
Ray, R, P	0	0	0	0	0	0	0	.000
Sisco, P	0	0	0	0	0	0	0	.000
Totals	37	4	11	4	3	8	19	.297

Bowie	AB	R	H	RBI	BB	SO	LOB	AVG
Figueroa, D, CF	4	0	0	0	1	1	1	.000
Abreu, M, RF	4	1	2	0	0	0	0	.500
Figueroa, P, DH	5	2	3	0	0	1	2	.600
Waring, 3B	5	1	3	1	0	0	2	.600
Widlansky, 1B	4	1	2	0	0	1	2	.500
Joseph, C	1	1	1	2	2	0	0	1.000
Henson, LF	3	0	1	2	1	0	4	.333
Adams, 2B	4	0	2	1	0	0	4	.500
Florimon Jr., SS	4	0	0	0	0	0	1	.000
Britton, Z, P	0	0	0	0	0	0	0	.000
Egan, P	0	0	0	0	0	0	0	.000
Gabino, P	0	0	0	0	0	0	0	.000
Thall, P	0	0	0	0	0	0	0	.000
Totals	34	6	14	6	4	3	16	.412

## BATTING

**2B:** Neal (1, Britton, Z), Williams, J 2 (2, Egan, Gabino), Gillaspie (1, Gabino).  
**TB:** Crawford; Neal 3; Kieschnick 2; Gillaspie 2; Ambort; Noonan; Williams, J 4; Graham, T.  
**RBI:** Williams, J 2 (2), Gillaspie 2 (2).  
**Runners left in scoring position, 2 out:** Kieschnick; Ford; Ambort; Crawford 2; Graham, T; Gillaspie.  
**Team RISP:** 3-for-13.  
**Team LOB:** 10.

## BASERUNNING

**SB:** Graham, T (1, 2nd base off Gabino/Joseph).

## FIELDING

**Outfield assists:** Kieschnick (Joseph at home).  
**DP:** (Gillaspie-Williams, J-Ambort).

Richmond	IP	H	R	ER	BB	SO	HR	ERA
MacDonald	4.0	5	1	1	2	0	0	2.25
Ray, R (L, 0-1)	2.1	6	4	4	1	2	0	15.43
Sisco	1.2	3	1	1	1	1	0	5.40
Totals	8.0	14	6	6	4	3	0	6.75

**WP:** Egan.

**HBP:** Abreu, M (by MacDonald), Williams, J (by Thall).

**Groundouts-flyouts:** MacDonald 9-1, Ray, R 3-2, Sisco 0-4, Britton, Z 7-3, Egan 3-1, Gabino 2-0, Thall 0-2.

**Batters faced:** MacDonald 17, Ray, R 14, Sisco 9, Britton, Z 16, Egan 8, Gabino 9, Thall 8.

**Inherited runners-scored:** Egan 2-2, Thall 1-0.

**Umpires:** HP: Chad Whitson. 1B: Jon Saphire. 2B: . 3B: Tim Eastman.

**Weather:** 77 degrees, clear.

**Wind:** 13 mph, Out to CF.

**T:** 2:53 (1:17 delay).

**Att:** 3,761.

## BATTING

**2B:** Adams (1, Ray, R), Henson (1, Sisco), Abreu, M (1, Sisco).  
**TB:** Abreu, M 3; Figueroa, P 3; Waring 3; Widlansky 2; Joseph; Henson 2; Adams 3.  
**RBI:** Joseph 2 (2), Waring (1), Adams (1), Henson 2 (2).  
**2-out RBI:** Waring; Henson 2.  
**Runners left in scoring position, 2 out:** Widlansky; Figueroa, D; Adams; Waring 2.  
**SF:** Joseph.  
**GIDP:** Adams.  
**Team RISP:** 6-for-14.  
**Team LOB:** 10.

## BASERUNNING

**CS:** Abreu, M (1, 2nd base by MacDonald/Williams, J).

## FIELDING

**Outfield assists:** Abreu, M (Gillaspie at 3rd base).

Bowie	IP	H	R	ER	BB	SO	HR	ERA
Britton, Z	4.1	3	2	2	0	3	0	4.15
Egan (W, 1-0)	1.2	2	0	0	1	1	0	0.00
Gabino (H, 1)	1.1	4	2	2	2	1	0	13.50
Thall (S, 1)	1.2	2	0	0	0	3	0	0.00
Totals	9.0	11	4	4	3	8	0	4.00

Compiled by MLB Advanced Media

## FLYING SQUIRRELS' DIAMOND FIRSTS

<b>Game</b> .....	4/15/10 vs. Reading
.....	Richmond 3, Reading 0
.....	(W, Daryl Maday - L, Michael Cisco - S, Rafael Cova)
<b>Win</b> .....	4/15/10 vs. Reading
.....	Richmond 3, Reading 0
.....	(W, Daryl Maday - L, Michael Cisco - S, Rafael Cova)
<b>Loss</b> .....	4/18/10 vs. Reading
.....	Reading 5, Richmond 2
.....	(W, Vance Worley - L, Mike MacDonald - S, Michael Stutes)
<b>Pitcher/Batter</b> .....	Richmond's Daryl Maday to Reading's Tyson Gillies, 4/15/10 @ 7:13 PM (Struck Out Looking)
<b>Hit</b> .....	Thomas Neal, 4/15/10 vs. Reading (2nd Inning - Single - Mike Cisco)
<b>Double</b> .....	Nick Noonan, 4/15/10 vs. Reading (2nd Inning - Mike Cisco)
<b>Triple</b> .....	Roger Kieschnick, 4/16/10 vs. Reading (3rd Inning - Yohan Flande)
<b>Home Run</b> .....	Jackson Williams, 4/15/10 vs. Reading (5th Inning - Mike Cisco)
<b>Grand Slam</b> .....	Chris Dominguez, 6/27/11 vs. Harrisburg (7th Inning - Hassan Pena)
<b>Run</b> .....	Thomas Neal, 4/15/10 vs. Reading (2nd Inning)
<b>RBI</b> .....	Nick Noonan, 4/15/10 vs. Reading (2nd Inning)
<b>Walk</b> .....	Jackson Williams, 4/15/10 vs. Reading (2nd Inning - Mike Cisco)
<b>Strikeout (Pitcher)</b> .....	Daryl Maday, 4/15/10 vs. Reading (1st Inning - Tyson Gillies)
<b>Strikeout (Batter)</b> .....	Darren Ford, 4/15/10 vs. Reading (1st Inning - Mike Cisco)
<b>Stolen Base</b> .....	Skyler Stromsroe, 4/16/10 vs. Reading (1st Inning)
<b>Caught Stealing</b> .....	Nick Noonan, 4/15/10 vs. Reading (7th Inning - Tuffy Gosewisch)
<b>Sacrifice Fly</b> .....	Conor Gillaspie, 4/19/10 vs. New Britain (3rd Inning)
<b>Hit By Pitch</b> .....	Roger Kieschnick, 4/16/10 vs. Reading (2nd Inning)
<b>Ground Into Double Play</b> .....	Roger Kieschnick, 4/15/10 vs. Reading (6th Inning, 6-4-3)
<b>Error</b> .....	Brandon Crawford, 4/16/10 vs. Reading (5th Inning)
<b>Wild Pitch</b> .....	Tony Pena Jr., 4/16/10 vs. Reading (9th Inning)
<b>Balk</b> .....	David Mixon, 5/3/10 vs. Altoona (2nd Inning)
<b>Win (Individual)</b> .....	Daryl Maday, 4/15/10 vs. Reading
<b>Loss (Individual)</b> .....	Mike MacDonald, 4/18/10 vs. Reading
<b>Save</b> .....	Rafael Cova, 4/15/10 vs. Reading
<b>Complete Game (7 Innings)</b> .....	Mike Kickham, 6/2/12 vs. Erie
<b>Complete Game (9 Innings)</b> .....	Jack Snodgrass, 6/24/14 vs. Harrisburg
<b>Complete-Game Shutout (7 Innings)</b> .....	Mike Kickham, 6/2/12 vs. Erie
<b>Complete-Game Shutout (9 Innings)</b> .....	Jack Snodgrass, 6/24/14 vs. Harrisburg

### #28 Daryl Maday



(At Left) Flying Squirrels' right-hander Daryl Maday throws the first pitch in franchise history at The Diamond. Maday's first pitch was delivered on April 15th at 7:13 PM to Reading Phillies' leadoff hitter Tyson Gillies. Maday's first offering was a ball, but he went on to strike out Gillies looking. Maday turned in a strong outing in what turned into the first victory for Richmond at the renovated Diamond. He worked 5 2/3 scoreless innings, allowing just four hits, while walking two and striking out four. He earned the victory as the Flying Squirrels posted a 3-0 shutout of Reading. Richmond catcher Jackson Williams provided the first home run for the Squirrels at The Diamond, a solo-shot in the 5th inning off Reading's Mike Cisco. Conor Gillaspie also homered in the game, curious due to the fact that the Squirrels hit just 19 more home runs in their home park on the year.



# FLYING SQUIRRELS' FIRST GAME AT THE DIAMOND



VS.



April 15th, 2010  
The Diamond

Richmond Flying Squirrels (2-6) 3, Reading Phillies (5-3) 0  
April 15, 2010

	1	2	3	4	5	6	7	8	9	R	H	E
Reading	0	0	0	0	0	0	0	0	0	0	4	0
Richmond	0	1	0	0	1	1	0	0	x	3	6	0

Reading	AB	R	H	RBI	BB	SO	LOB	AVG
Gillies, CF	3	0	0	0	1	2	0	.121
Galvis, SS	4	0	0	0	0	1	3	.258
Brown, D, RF	3	0	1	0	1	0	0	.333
Mahar, 1B-LF	3	0	0	0	1	1	1	.310
Pinckney, 3B	3	0	1	0	1	1	0	.310
Spidale, LF	4	0	0	0	0	0	4	.348
Escalona, S, P	0	0	0	0	0	0	0	.000
Gosewisch, C	4	0	1	0	0	1	0	.200
Chavez, O, 2B	3	0	0	0	1	1	1	.111
Cisco, P	2	0	1	0	0	0	0	.500
a-Stavisky, PH	1	0	0	0	0	0	0	.000
Chapman, P	0	0	0	0	0	0	0	.000
Bozied, 1B	1	0	0	0	0	0	0	.333
<b>Totals</b>	<b>31</b>	<b>0</b>	<b>4</b>	<b>0</b>	<b>5</b>	<b>7</b>	<b>9</b>	<b>.257</b>

a-Grounded out for Cisco in the 7th.

## BATTING

**2B:** Brown, D (4, Maday).  
**TB:** Brown, D 2; Pinckney; Gosewisch; Cisco.  
**Runners left in scoring position, 2 out:** Mahar; Galvis 2; Spidale 2.  
**Team RISP:** 0-for-3.  
**Team LOB:** 9.

## FIELDING

**Outfield assists:** Gillies (Crawford at 3rd base).  
**DP:** (Galvis-Chavez, O-Mahar).

Reading	IP	H	R	ER	BB	SO	HR	ERA
Cisco (L, 1-1)	6.0	6	3	3	2	4	2	3.00
Chapman	1.0	0	0	0	2	0	0	0.00
Escalona, S	1.0	0	0	0	0	2	0	0.00
<b>Totals</b>	<b>8.0</b>	<b>6</b>	<b>3</b>	<b>3</b>	<b>4</b>	<b>6</b>	<b>2</b>	<b>4.31</b>

IBB: Williams, J (by Cisco).

**Groundouts-flyouts:** Cisco 9-4, Chapman 1-1, Escalona, S 0-1, Maday 10-3, Ray, R 2-1, Stevens, J 0-1, Cova 1-1.

**Batters faced:** Cisco 24, Chapman 4, Escalona, S 3, Maday 23, Ray, R 4, Stevens, J 4, Cova 5.

**Inherited runners-scored:** Ray, R 1-0, Cova 2-0.

**Umpires:** HP: Chris Hamner. 1B: Jordan Ferrell. 2B: . 3B: Cory Hinga.

**Weather:** 73 degrees, clear.

**Wind:** 5 mph, Out to CF.

**T:** 2:38.

**Att:** 9,560.

Compiled by MLB Advanced Media

Richmond	AB	R	H	RBI	BB	SO	LOB	AVG
Ford, CF	4	0	0	0	0	1	1	.194
Crawford, SS	4	0	1	0	0	1	0	.360
Gillaspie, 3B	4	1	1	1	0	0	0	.212
Neal, LF	3	1	1	0	1	1	0	.188
Kieschnick, RF	3	0	1	0	0	0	2	.250
Ambort, 1B	3	0	0	0	0	1	2	.100
Noonan, 2B	2	0	1	1	1	0	1	.226
Williams, J, C	2	1	1	1	1	0	1	.444
Maday, P	2	0	0	0	0	2	2	.000
Ray, R, P	0	0	0	0	0	0	0	.000
a-Timpner, PH	0	0	0	0	1	0	0	.375
Stevens, J, P	0	0	0	0	0	0	0	.000
Cova, P	0	0	0	0	0	0	0	.000
<b>Totals</b>	<b>27</b>	<b>3</b>	<b>6</b>	<b>3</b>	<b>4</b>	<b>6</b>	<b>9</b>	<b>.234</b>

a-Walked for Ray, R in the 7th.

## BATTING

**2B:** Noonan (3, Cisco), Crawford (3, Cisco).  
**HR:** Williams, J (1, 5th inning off Cisco, 0 on, 0 out), Gillaspie (3, 6th inning off Cisco, 0 on, 0 out).  
**TB:** Crawford 2; Gillaspie 4; Neal; Kieschnick; Noonan 2; Williams, J 4.  
**RBI:** Noonan (1), Williams, J (3), Gillaspie (8).  
**2-out RBI:** Noonan.  
**Runners left in scoring position, 2 out:** Maday.  
**GIDP:** Kieschnick.  
**Team RISP:** 1-for-3.  
**Team LOB:** 4.

## BASERUNNING

**SB:** Noonan (2, 3rd base off Cisco/Gosewisch).  
**CS:** Noonan (1, 2nd base by Chapman/Gosewisch).

Richmond	IP	H	R	ER	BB	SO	HR	ERA
Maday (W, 1-0)	5.2	4	0	0	2	4	0	1.69
Ray, R (H, 1)	1.1	0	0	0	0	1	0	7.71
Stevens, J (H, 2)	0.2	0	0	0	2	1	0	0.00
Cova (S, 2)	1.1	0	0	0	1	1	0	0.00
<b>Totals</b>	<b>9.0</b>	<b>4</b>	<b>0</b>	<b>0</b>	<b>5</b>	<b>7</b>	<b>0</b>	<b>2.97</b>

# FLYING SQUIRRELS' ALL-TIME ROSTER

**A**  
Adrianza, Ehre - SS (2012, 2013)  
Alguacil, Jose - Manager (2015)  
Alvarado, Carlos - RHP (2014, 2016)  
Ambort, Michael - 1B (2010)  
Amion, Richard - INF (2016)  
Anders, Luke - 1B/DH (2012)  
Arnold, Jeff - C/DH (2014, 2016)  
Arroyo, Christian - SS/3B/2B (2016)

**B**  
Bandilla, Bryce - LHP (2014)  
Beede, Tyler - RHP (2015, 2016)  
Bednar, Brandon - 2B/SS (2016)  
Belt, Brandon - 1B/OF (2010)  
Beltre, Engel - OF (2015)  
Bennett, T.J. - 1B (2016)  
Biagini, Joe - RHP (2015)  
Biery, Drew - 1B (2011)  
Blair, Elliott - OF (2014)  
Blach, Ty - LHP (2014)  
Black, Ray - RHP (2016)  
Blackburn, Clayton - RHP (2014)  
Bochy, Brett - RHP (2012)  
Bond, Brock - INF (2010)  
Bowlins, Drew - RHP (2011, 2013)  
Borg, Hector - Coach (2016)  
Bose, Jim - S & C Coach (2012)  
Boyer, Brad - INF (2010)  
Bradley, Ryan - LHP (2013, 2014)  
Brown, Gary - OF (2012)

**C**  
Carbonell, Daniel - OF (2015)  
Carignan, Andrew - RHP (2014)  
Casilla, Jose - RHP (2014, 2015, 2016)  
Castillo, Ali - INF (2016)  
Castillo, Fabio - RHP (2013)  
Cavan, Ryan - 2B (2012)  
Christian, Justin - OF (2011)  
Claiborne, Preston - RHP (2016)  
Ciraco, Juan - INF (2010-2013, 2015)  
Crick, Craig - LHP (2010)  
Cole, Hunter - OF (2015, 2016)  
Coonrod, Sam - RHP (2016)  
Correa, Hector - RHP (2011)  
Cova, Rafael - RHP (2010)  
Crawford, Brandon - SS (2010)  
Crick, Kyle - RHP (2014, 2015, 2016)  
Culbertson, Charlie - 2B (2011)

**D**  
D'Alessio, Andy - 1B (2010)  
Delfino, Mitch - 3B (2015)  
Diaz, Carlos - LHP (2015)  
Dominguez, Chris - 3B/OF (2011, 2012)  
Dowdy, Justin - LHP (2011)  
Duffy, Matt - SS (2014)  
Dugger - OF (2016)  
Dunning, Jake - RHP (2012)  
Dunnington, Jacob - RHP (2012)  
Duval, Adam - 3B (2013)

**E**  
Escobar, Edwin - LHP (2013)  
Eshleman, John - UTIL (2012)

**F**  
Fairley, Wendell - OF (2011, 2012)  
Fitzgerald, Justin - RHP (2011, 2012, 2013)  
Fleet, Austin - RHP (2011, 2012, 2014)  
Flores, Jose - UTIL (2011, 2012)  
Ford, Darren - CF (2010, 2011, 2016)

**G**  
Gage, Matt - RHP (2015, 2016)  
Galindo, Jesus - OF (2015)  
Getsoff, David - Athletic Trainer (2014, 2015)  
Gillaspie, Connor - 3B (2010)  
Gonzalez, Abe - S & C Coach (2010)  
Gloor, Chris - LHP (2012, 2013)  
Graham, Tyler - OF (2010, 2014)  
Gregorio, Joan - RHP (2015, 2016)  
Grimsley, Ross - Pitching Coach (2010-2014)

**H**  
Hall, Cody - RHP (2014)  
Harris, Devin - OF (2014, 2015)  
Hembree, Heath - RHP (2011)  
Herrera, Javier - OF (2013, 2015)  
Heston, Chris - RHP (2012)  
Hinojosa, CJ - SS (2016)  
Hinslaw, Alex - LHP (2011)  
Hodges, Wes - 1B (2011, 2012)  
Horan, Tyler - OF (2014, 2016)

**I**  
Javier, Omar - RHP (2013)  
Johnson, Chase - RHP (2015, 2016)  
Johnson, Stephen - RHP (2015)  
Jones, Christian - LHP (2016)  
Jones, Ryder - 1B/3B (2016)  
Joseph, Tommy - C (2012)  
Joyce, Ken - Hitting Coach (2011-2015)

**K**  
Kickham, Mike - LHP (2012, 2016)  
Kieschnick, Roger - OF (2010, 2011)  
Klimas, Matt - C (2010)  
Kline, Steve - Pitching Coach (2015, 2016)  
Kroll, Brett - OF (2013, 2014)  
Koshansky, Joe - 1B (2011)

**L**  
Lara, Braulio - LHP (2015)  
Law, Derek - RHP (2014, 2015)  
Lawson, Brad - S & C Coach (2013)  
La Torre, Tyler - C (2010, 2013, 2014)  
Lerud, Steve - C (2016)  
Lidge, Mike - Strength & Conditioning (2016)  
Liles, Nick - OF (2012)  
Lisson, Mario - 3B (2014)  
Lively, Mitch - RHP (2010, 2011)  
Lofgren, Chuck - LHP (2011)  
Lollis, Ryan - OF (2011, 2013-2015)  
Lormand, Ryan - INF (2010, 2011)  
Lowenstein, Aaron - C (2010, 2011)

**M**  
Lujan, Matthew - LHP (2015)  
MacDonald, Mike - RHP (2010)  
Machemer, Dave - Manager (2011-2013)  
Maday, Daryl - RHP (2010, 2011, 2012, 2013)  
Main, Michael - RHP (2010)  
Marte, Kelvin - LHP (2014, 2015)  
Martin, Adrian - RHP (2010)  
Martinez-Esteve, Eddy - OF (2010)  
Martinez, Rodolfo (2016)  
Matos, Osiris - RHP (2011)  
Mayora, Daniel - 3B (2012)  
McBryde, Mike - OF (2011)  
McCormick, Phil - LHP (2013-2016)  
Mejia, Adalberto - LHP (2014, 2015, 2016)  
Miller, Blake - 2B (2014, 2015)  
Minicuzzi, Mark - INF/OF (2012, 2013)  
Mitchell, Russ - INF/OF (2012)  
Mixon, David - RHP (2010, 2011)  
Mizenko, Tyler - RHP (2015, 2016)  
Molina, Nestor - RHP (2016)  
Moss, Brad - C (2013)  
Moncrief, Carlos (2016)  
Monell, Johnny - C (2011, 2012)  
Moreno, Rando - SS (2015, 2016)  
Morman, Russ - Hitting Coach/Manager (2010, 2014)

**N**  
Navarro, Jesus - C (2012, 2013)  
Nathan, Joe - RHP (2016)  
Neal, Thomas - OF (2010)  
Noonan, Nick - 2B (2010, 2011)

**O**  
Ojeda, Miguel - Manager (2016)  
Okert, Stephen - LHP (2014)  
Oropesa, Ricky - 1B (2013-2016)  
Ortega, Eric - Athletic Trainer (2010, 2011)  
Osich, Josh - LHP (2013-2016)

**O**  
Otero, Dan - RHP (2011)

**P**  
Panik, Joe - INF (2013)  
Parker, Jarrett - OF (2013, 2014)  
Peguero, Francisco - OF (2011)  
Perez, Juan - OF (2011, 2012)  
Pena Jr., Tony - RHP (2010)  
Petra, L.J. - Athletic Trainer (2012, 2013)  
Poloniua, John - SS (2016)

**Q**  
Quinowski, David - LHP (2010, 2011)  
Quirarte, Edwin - RHP (2011-2015)

**R**  
Ray, Ronnie - RHP (2010, 2011)  
Reichard, Andy - RHP (2012)  
Relaford, Travious - INF (2013)  
Reynolds, Matt - LHP (2016)  
Rodriguez, Pedro - RHP (2015, 2016)  
Rodriguez, Wilmin - LHP (2010, 2011)  
Rogers, Taylor - RHP (2013)  
Rogers, Tyler - RHP (2015, 2016)  
Rojas, Nestor - C (2010)  
Romero, Felix - RHP (2010)  
Ronick, Ari - LHP (2012)

**S**  
Schoop, Shardon - INF (2010, 2011)  
Schroder, Myles - INF (2014, 2015, 2016)  
Schumer, Justin - RHP (2011)  
Shaw, Chris - 1B (2016)  
Sherrill, Garrett - S & C Coach (2011)  
Shuman, Scott - RHP (2013)  
Sisco, Andy - LHP (2010)  
Slania, Daniel - RHP (2014, 2016)  
Slater, Austin - 2B/OF (2015, 2016)  
Skeels, Andy - Manager (2010)  
Sosa, Henry - RHP (2011)  
Smith, Jake - RHP (2016)  
Snodgrass, Jack - LHP (2013-2015)  
Sonabend, Adam - C (2015)  
Stevens, Jake - LHP (2010)  
Stevenson, Jason - LHP (2011, 2012)  
Stoffel, Jason - RHP (2011)  
Stratton, Chris - RHP (2014, 2015)  
Stromscoe, Skyler - UTIL (2010, 2011, 2013-2015)  
Suarez, Andrew - LHP (2016)  
Susac, Andrew - C (2013)  
Surkamp, Eric - LHP (2011)

**T**  
Tanner, Clayton - LHP (2010, 2011)  
Taylor, Cory - RHP (2016)  
Teller, Carlos - LHP (2013)  
Timmer, Clay - OF (2010)  
Tomlinson, Kelby - INF (2013-2015)  
Turpen, Daniel - RHP (2010)  
Turner, Ben - C (2016)

**U**  
**V**  
Valdez, Jose - RHP (2013)  
Verdugo, Ryan - LHP (2011)  
Vessella, Tom - LHP (2011, 2012, 2013)  
Villalona, Angel - 1B (2013-2016)  
Vogelsong, Ryan - RHP (2013)

**W**  
Wagner, Mark - C (2013)  
Weeks, Joel - UTIL (2011, 2012)  
Westcott, Craig - RHP (2010, 2012, 2013)  
Whitaker, Craig - RHP (2010)  
Williams, Jackson - C (2010, 2011, 2015)  
Williamson, Mac - OF (2015)  
Wilson, Chris - RHP (2013)

**X**  
**Y**  
**Z**  
Zambrano, Elezer - C (2010-2016)



## FROM THE BOULEVARD TO THE BAY

A year-by-year breakdown of Flying Squirrels players who have reached the Major Leagues on their way through Richmond.

### 2010 Flying Squirrels

Tyler Graham - OF (RFS 2010, 2014) MLB Debut 9/7/12 (Diamondbacks)  
 Brandon Crawford - SS (RFS - 2010) MLB Debut - 5/27/11 (Giants)\*\*  
 Brandon Belt - 1B (RFS - 2010) MLB Debut - 3/31/11 (Giants)  
 Darren Ford - OF (RFS - 2010, 2011, 2016) MLB Debut - 9/1/10 (Giants)  
 Thomas Neal - OF (RFS - 2010) MLB Debut - 9/2/12 (Indians)  
 Roger Kieschnick - OF (RFS - 2010, 2011) MLB Debut - 7/31/13 (Giants)  
 Nick Noonan - INF (RFS - 2010, 2011) MLB Debut - 4/3/13 (Giants)  
 Andy Sisco - LHP (RFS - 2010) MLB Debut - 4/4/05 (Royals)\*  
 Conor Gillaspie - 3B (RFS 2010) MLB Debut -9/9/08 (Giants)\*\*\*  
 Tony Pena - RHP (RFS 2010) MLB Debut- 4/13/06 (Braves)\*  
 Clay Timpner - LHP (RFS 2010) MLB Debut - 4/8/08 (Giants)\*  
 Jackson Williams - C (RFS - 2010) MLB Debut - 8/27/14 (Rockies)

### 2011 Flying Squirrels

Justin Christian - OF (RFS 2011) MLB Debut 6/24/08 (Yankees)\*  
 Joe Koshansky- INF 9RFS 2011) MLB Debut 9/1/07 (Rockies)\*  
 Francisco Peguero - OF (RFS - 2011) MLB Debut - 8/25/12 (Giants)  
 Ryan Verdugo - LHP (RFS - 2011) MLB Debut - 7/17/12 (Royals)  
 Dan Otero - RHP (RFS - 2011) MLB Debut - 4/7/12 (Giants)  
 Heath Hembree - RHP (RFS - 2011) MLB Debut - 9/3/13 (Giants)  
 Alex Hinshaw - LHP (RFS 2011) MLB Debut -5/15/08 (Giants)\*  
 Eric Surkamp - LHP (RFS - 2011) MLB Debut - 8/27/11 (Giants)  
 Juan Perez - OF (RFS - 2011, 2012) MLB Debut - 6/9/13 (Giants)  
 Charlie Culberson - 2B (RFS - 2011) MLB Debut - 5/13/12 (Giants)  
 Chris Dominguez - 3B (RFS - 2011) MLB Debut - 9/3/14 (Giants)  
 Ryan Lollis - OF (RFS - 2011, 2013, 2014, 2015) MLB Debut 7/4/15 (Giants)  
 Johnny Monell - C (RFS 2011,2012) MLB Debut 9/5/13 (Giants)  
 Osiris Matos - RHP (RFS 2011) MLB Debut 7/3/08 (Giants)\*  
 Henry Sosa - RHP (RFS 2011) MLB Debut 8/10/11 (Astros)

### 2012 Flying Squirrels

Gary Brown - OF (RFS - 2012) MLB Debut - 9/13/14 (Giants)  
 Chris Heston - SP (RFS - 2012) MLB Debut - 9/13/14 (Giants)  
 Brett Bochy - RP (RFS - 2012) MLB Debut - 9/13/14 (Giants)  
 Ehire Adrianza - SS (RFS - 2012, 2013) MLB Debut - 9/9/13 (Giants)  
 Russ Mitchell - INF (RFS -2012) MLB Debut - 9/8/10 (Dodgers)\*  
 Jake Dunning - RP (RFS - 2012) MLB Debut - 6/16/13 (Giants)  
 Mike Kickham - LHP (RFS - 2012) MLB Debut - 5/28/13 (Giants)  
 Tommy Joseph - C (RFS 2012) MLB Debut - 5/13/16 (Phillies)



### 2013 Flying Squirrels

Joe Panik - 2B (RFS 2013) MLB Debut - 6/21/14  
 Adam Duval - 3B (RFS - 2013) MLB Debut - 6/26/14  
 Edwin Escobar - SP (RFS - 2013) MLB Debut - 8/27/14  
 Andrew Susac - C (RFS - 2013) MLB Debut - 7/26/14  
 Josh Osich - RP (RFS 2013, 2014, 2015) MLB Debut 7/3/15 (Giants)  
 Jarrett Parker - OF (RFS 2013, 2014) MLB Debut 6/13/15 (Giants)  
 Kelby Tomlinson - SS (RFS 2013, 2014, 2015) MLB Debut 8/3/15 (Giants)  
 Cody Hall - RP (RFS 2013, 2014) MLB Debut 9/3/15 (Giants)  
 Ryan Vogelsong (RFS 2-13) MLB Debut 9/2/2000 (Giants)\*\*\*

### 2014 Flying Squirrels

Andrew Carignan - RHP (RFS 2014) MLB Debut - 9/2/11 (A's)\*  
 Hunter Strickland - RHP (RFS 2014) MLB Debut - 9/1/14 (Giants)  
 Matt Duffy - INF (RFS 2014) MLB Debut - 8/1/14 (Giants)  
 Derek Law - RHP (RFS 2014, 2015) MLB Debut 4/16/16 (Giants)  
 Steven Okert- RHP (RFS 2014) MLB Debut 4/19/16 (Giants)  
 Chris Stratton - RHP (RFS 2014, 2015) MLB Debut 5/30/16 (Giants)  
 Adalberto Mejia - LHP (RFS 2014, 2015, 2016) MLB Debut 8/20/16 (Twins)  
 Ty Blach - LHP (RFS 2014) MLB Debut 9/5/16 (Giants)  
 Kelvin Marte LHP - (RFS 2014, 2015) MLB Debut 9/7/16 (Pirates)

### 2015 Flying Squirrels

Mac Williamson - OF (RFS 2015) MLB Debut 9/23/15 (Giants)  
 Joe Biagini - RHP (RFS 2015) MLB Debut 4/8/16 (Blue Jays)  
 Matt Cain - RHP (RFS 2015) MLB Debut 8/29/05 (Giants)^  
 Engle Beltre - OF (RFS 2014) MLB Debut 6/26/13 (Rangers)\*

### 2016 Flying Squirrels

Matt Reynolds - LHP (RFS 2016) MLB Debut 8/19/10 (Rockies)\*  
 Jake Smith - RHP (RFS 2016) MLB Debut 9/7/16 (Padres)  
 Preston Claiborne - RHP (RFS 2016) MLB Debut 5/5/13 (Yankees)\*  
 Steve Lerud - C (RFS 2016) MLB Debut 8/30/12 (Phillies)\*  
 Joe Nathan - RHP (RFS 2016) MLB Debut 4/21/99 (Giants)\*  
 \* Made MLB Debut prior to arriving in Richmond

\*\*Denotes MLB All-Star

\*\*\* Denotes contractual agreement made MLB debut before playing in Richmond

^Denotes MLB Rehab

## FLYING SQUIRRELS' POSTSEASON HISTORY



**2011 Western Division Championship Series**  
Richmond Flying Squirrels vs. Harrisburg Senators  
Flying Squirrels Win Series (3-0)



WDCS - Game 1	1	2	3	4	5	6	7	8	9	R	H	E
Richmond	0	1	0	0	0	2	0	2	1	6	13	0
Harrisburg	0	0	0	0	0	0	0	0	0	0	7	2

Date/Venue: 9/9/11/The Diamond WP: D. Maday (1-0) LP: E. Arnesen (0-1) S: None T: 2:51 Att.: 6,447

WDCS - Game 2	1	2	3	4	5	6	7	8	9	10	11	R	H	E
Richmond	0	0	0	0	0	0	0	2	0	0	2	4	7	0
Harrisburg	0	0	0	2	0	0	0	0	0	0	0	2	6	2

Date/Venue: 9/10/11/The Diamond WP: H. Hembree (1-0) LP: P. Lehman (0-1) S: None T: 3:21 Att.: 4,489

WDCS - Game 3	1	2	3	4	5	6	7	8	9	R	H	E
Harrisburg	0	0	0	0	0	0	0	1	0	1	5	0
Richmond	0	0	0	0	0	2	0	0	x	2	8	0

Date/Venue: 9/11/11/The Diamond WP: J. Fitzgerald (1-0) LP: T. Roark (0-1) S: H. Correa (1) T: 2:21 Att.: 2,891



**2011 Eastern League Championship Series**  
Richmond Flying Squirrels vs. N. Hampshire Fisher Cats  
Fisher Cats Win Series (3-1)



ELCS - Game 1	1	2	3	4	5	6	7	8	9	R	H	E
Richmond	1	2	0	3	1	0	1	0	2	10	17	3
New Hampshire	0	0	4	0	1	1	0	3	0	9	10	2

Date/Venue: 9/13/11/NE Delta Dental Stadium WP: H. Hembree (2-0) LP: B. Korecky (0-1) S: None T: 3:42 Att.: 2,491

ELCS - Game 2	1	2	3	4	5	6	7	8	9	R	H	E
Richmond	1	0	0	0	0	0	2	0	2	5	11	1
New Hampshire	0	3	0	0	1	0	3	0	x	7	11	1

Date/Venue: 9/14/11/NE Delta Dental Stadium WP: N. Molina (1-1) LP: D. Maday (1-1) S: None T: 3:15 Att.: 2,532

ELCS - Game 3	1	2	3	4	5	6	7	8	9	R	H	E
New Hampshire	0	0	0	0	0	5	0	0	0	5	6	1
Richmond	1	0	0	0	0	1	0	1	0	3	11	1

Date/Venue: 9/16/11/The Diamond WP: W. Etheridge (1-0) LP: J. Stevenson (0-1) S: B. Korecky (4) T: 2:59 Att.: 8,819

ELCS - Game 4	1	2	3	4	5	6	7	8	9	R	H	E
New Hampshire	0	1	0	2	0	0	0	0	1	4	8	1
Richmond	0	1	1	0	0	1	0	0	0	3	10	2

Date/Venue: 9/17/11/The Diamond WP: C. Everts (1-0) LP: H. Correa (0-1) S: B. Korecky (5) T: 2:58 Att.: 4,721



## FLYING SQUIRRELS' POSTSEASON HISTORY



### 2014 Western Division Championship Series

Richmond Flying Squirrels vs. Akron Rubberducks

Flying Squirrels Win Series (3-1)



WDCS - Game 1	I	2	3	4	5	6	7	8	9	10	11	R	H	E
Richmond	0	0	2	0	0	0	0	0	0	0	1	3	9	0
Akron	0	0	0	1	0	0	0	0	1	0	0	2	6	1

Date/Venue: 9/314/Canal Park

WP: J. Casilla (1-0)

LP: Araujo

S: None

T: 3:30

Att.: 2,414

WDCS - Game 2	I	2	3	4	5	6	7	8	9	R	H	E
Richmond	0	0	0	1	0	0	0	0	0	1	6	1
Akron	0	0	2	1	2	0	0	0	X	5	10	1

Date/Venue: 9/414/Canal Park

WP: W. Roberts (1-0)

LP: Snodgrass (0-1)

S: Smith (1)

T: 2:38

Att.: 2,672

WDCS - Game 3	I	2	3	4	5	6	7	8	9	R	H	E
Akron	0	0	0	0	0	0	0	0	0	0	3	0
Richmond	0	0	1	0	0	0	0	0	x	1	7	0

Date/Venue: 9/514/The Diamond

WP: Blach (1-0)

LP: C. Anderson (0-1)

S: Okert (1)

T: 2:35

Att.: 5,944

WDCS - Game 4	I	2	3	4	5	6	7	8	9	R	H	E
Akron	0	0	0	0	0	0	1	0	0	1	5	1
Richmond	0	0	0	2	0	0	0	3	x	5	4	0

Date/Venue: 9/614/The Diamond

WP: Stratton (1-0)

LP: Morimando (0-1)

S: None

T: 2:48

Att.: 4,893



### 2014 Eastern League Championship Series-

Richmond Flying Squirrels vs. Binghamton Mets

Mets Win Series (3-0)



ELCS - Game 1	I	2	3	4	5	6	7	8	9	R	H	E
Binghamton	0	1	0	0	2	0	0	2	0	5	11	0
Richmond	0	0	1	0	1	0	0	0	0	2	7	0

Date/Venue: 9/914/The Diamond

WP: Pill (1-0)

LP: Blackburn (0-1)

S: Satterwhite (1) T: 3:07 Att.: 2,839

ELCS - Game 2	I	2	3	4	5	6	7	8	9	R	H	E
Binghamton	0	2	0	0	0	0	0	3	0	5	6	0
Richmond	0	1	0	0	0	0	0	0	0	1	6	0

Date/Venue: 9/1014/The Diamond

WP: Peavey (1-0)

LP: Mejia (0-1)

S: Tajeron (1)

T: 2:45

Att.: 4,269

ELCS - Game 3	I	2	3	4	5	6	7	8	9	R	H	E
Richmond	0	0	0	0	0	0	0	1	0	1	4	0
Binghamton	0	0	0	1	0	0	0	0	1	2	8	0

Date/Venue: 9/1214/The Diamond

WP: Satterwhite (1-0)

LP: Okert (0-1)

S: None (1)

T: 2:45

Att.: 4,269



# EASTERN LEAGUE

**Eastern League**  
**30 Danforth St., Suite 208**  
**Portland, ME 04101**  
**Phone: (207) 761-2700**  
**Fax: (207) 761-7064**  
**www.easternleague.com**



Official Name.....	The Eastern League of Professional Baseball Clubs, Inc.
E-Mail.....	elpb@easternleague.com
President.....	Joseph R. McEacharn (15th year)
Assistant to the President.....	Bill Rosario
Years League Active.....	1923-Present
Schedule.....	140 Games, Unbalanced
2017 Opening Date.....	April 6
2017 Closing Date.....	September 4
Playoffs Begin.....	September 6
All-Star Break.....	July 10-12
2017 All-Star Game.....	July 12, Northeast Delta Dental Stadium
League Roster Limit.....	25 Players, Entire Season
Playoff Format.....	Top two teams based on winning percentage qualify
Divisional Playoffs.....	Best of Five (2-3)
League Championship Series.....	Best of Five (2-3)
Tiebreakers (First).....	Head-to-Head Season Series
Tiebreakers (Second).....	Runs scored vs. Tied teams
League Statistician.....	MLB Advanced Media
.....	75 Ninth Avenue, 5th Floor, New York, NY 10011
Batting Title Minimum.....	2.7 PA per scheduled game
ERA Title Minimum.....	0.8 IP per scheduled game

## WESTERN



**Akron RubberDucks**



**Altoona Curve**



**Bowie Baysox**



**Erie SeaWolves**



**Harrisburg  
Senators**



**Richmond  
Flying Squirrels**

## EASTERN



**Binghamton  
Rumble Ponies**



**Hartford Yard Goats**



**New Hampshire  
Fisher Cats**



**Portland Sea Dogs**



**Reading Fightin' Phils**



**Trenton Thunder**



## EASTERN LEAGUE MILEAGE CHART

	AKR	ALT	BNG	BOW	ERI	HAR	HFD	NHM	POR	REA	RIC	TRE
Akron	X	187	350	336	121	310	539	709	706	350	446	414
Altoona	187	X	201	167	175	138	378	520	552	170	271	239
Binghamton	350	201	X	266	254	181	232	338	360	143	400	165
Bowie	336	167	266	X	337	109	328	460	508	123	124	149
Erie	121	175	254	337	X	298	485	579	586	310	463	374
Harrisburg	310	138	181	109	298	X	295	430	480	65	217	132
Hartford	538	374	216	323	497	271	X	150	210	224	450	167
New Hampshire	709	520	338	460	579	430	134	X	94	370	586	304
Portland	706	552	360	508	586	480	198	94	X	420	654	360
Reading	350	170	143	123	310	65	243	370	420	X	259	73
Richmond	446	271	400	124	463	217	447	586	654	259	X	284
Trenton	414	239	165	149	374	132	187	304	360	73	284	X

## EASTERN LEAGUE UMPIRE ROSTER

#	Umpire	Resides	Experience	2016 League
4	Dave Attridge	Oshawa, Ontario	6 years	Florida State
64	Erich Bacchus	Germantown, MD	6 years	Eastern
33	Ryan Benson	Gaylordsville, CT	7 years	Eastern
98	Derek Gonzales	Orem, UT	6 years	Eastern
76	Rich Grassa	Lindenhurst, NY	5 years	Eastern
17	Justin Houser	Mattawan, MI	5 years	Carolina
5	Ben Levin	Cincinnati, OH	6 years	Eastern
59	John Mang	Poland, OH	5 years	Eastern
7	Christopher Marco	Waterdown, Ontario	4 years	Carolina
16	Takahito Matsuda	Seiyo, Japan	6 years	Eastern
9	Jacob Metz	Edmonds, WA	4 years	California
28	Michael Provine	Newtown, PA	6 years	Eastern
2	Richard Riley	Alexandria, VA	5.5 years	Eastern
14	Randy Rosenberg	Arlington, VA	6 years	Eastern
30	Mike Savakinas	Fairborn, OH	6 years	Eastern
6	Chris Scott	Davidsonville, MD	4 years	Carolina
3	Patrick Sharshel	Highlands Ranch, CO	6 years	Eastern
8	Zachery Tieche	Sebring, OH	5 years	Carolina



# RUBBERDUCKS

Canal Park  
300 South Main Street  
Akron, OH 44308  
Phone: (330) 253-5151  
Fax: (330) 253-3300  
www.rubberducks.com



Affiliation.....	Cleveland Indians (since 1997)
First Year.....	1997
Ballpark.....	Canal Park (cap. 9,447)
Field Dimensions.....	LF-331, CF-400, RF-337
League Titles.....	5 ('03, '05, '09, '12, '16)
Last Eastern League Title.....	2016
Last Playoff Appearance.....	2016 (Won Championship)
2016 Record.....	73-69
Place (Western).....	1st
2016 Record Vs. Flying Squirrels.....	5-8
All-Time Record Vs. Flying Squirrels.....	35-38
2016 Attendance (Total).....	350,077 (4th in EL)
2016 Attendance (Average).....	5,594 (4th in EL)

CEO/Owner.....	Ken Babby
General Manager/COO.....	Jim Pfander
Director of Public & Media Relations.....	Adam Liberman
Radio Broadcaster(s).....	Dave Wilson, Jim Clark
Flagship Radio Station.....	SportsRadio 1350 AM

Manager.....	Mark Budzinski
Hitting Coach.....	Johnny Narron
Pitching Coach.....	Tony Arnold
Bench Coach.....	Omir Santos
Trainer.....	Jeremy Heller

Distance from Richmond ..... 446 Miles

Flying Squirrels' Hotel in Akron..... Baymont Inn & Suites, Building A  
130 Montrose W Ave  
Copley, OH 44321-1372  
330-666-5050



Canal Park

## 2017 Series

### @Akron

5/15.....	6:35
5/16.....	10:35 (AM)
5/17.....	10:35 (AM)
7/20.....	7:05
7/21.....	7:05
7/22.....	7:05
7/23.....	2:05

### @Richmond

6/23.....	7:05
6/24.....	6:05
6/25.....	12:05
8/18.....	7:05
8/19.....	6:05
8/20.....	12:05



# CURVE

Peoples Natural Gas Field  
1000 Park Avenue  
Altoona, PA 16602  
Phone: (814) 943-5400  
Fax: (814) 943-9050  
www.altoonacurve.com



Affiliation.....Pittsburgh Pirates (since 1999)  
First Year..... 1999  
Ballpark.....Peoples Natural Gas Field (cap. 7,210)  
Field Dimensions.....LF-325, CF-405, RF-325  
League Titles.....1 ('10)  
Last Eastern League Title.....2010  
Last Playoff Appearance.....2016 (Lost in ELDS)  
2016 Record.....76-64  
Place (Western).....2nd  
2016 Record Vs. Flying Squirrels.....16-6  
All-Time Record Vs. Flying Squirrels.....82-66  
2016 Attendance (Total).....272,640 (7th in EL)  
2016 Attendance (Average).....4,131 (7th in EL)

Chief Operating Officer.....David Lozinak  
General Manager.....Derek Martin  
Radio Broadcaster.....Trey Wilson  
Flagship Radio Station.....ESPN Radio 1430 AM

Manager.....Michael Ryan  
Hitting Coach.....Kevin Riggs  
Pitching Coach.....Bryan Hickerson  
Coach.....Gregory Picart  
Trainer.....Justin Ahrens

Distance from Richmond.....271 Miles

Flying Squirrels' Hotel in Altoona.....Altoona Grand Hotel  
1 Sheraton Drive  
Altoona, PA 16601  
PH: 814.946.1631



Peoples Natural Gas Field

## 2017 Series

@Altoona	@Richmond
5/1.....6:00	4/10.....6:35
5/2.....6:00	4/11.....6:35
5/3.....10:30 (AM)	4/12.....6:35
5/9.....7:00	5/8.....6:35
6/10.....7:00	5/9.....6:35
6/11.....6:00	5/10.....12:05
5/8.....1:00	8/28.....6:35
	8/29.....6:35
	8/20.....6:35
	8/31.....6:35



# Rumble Ponies

NYSEG Stadium  
211 Henry Street  
Binghamton, NY 13901  
Phone: (607) 723-6387  
Fax: (607) 723-7779  
www.bmets.com



Affiliation.....	New York Mets (since 1992)
First Year.....	1992 (2017 will be first year as Rumble Ponies)
Ballpark.....	NYSEG Stadium (cap. 6,012)
Field Dimensions.....	LF-330, CF-400, RF-330
League Titles.....	3 ('92, '94, 14)
Last Eastern League Title.....	2014
Last Playoff Appearance.....	2015
2016 Record.....	63-77
Place (Eastern).....	5th
2016 Vs. Flying Squirrels.....	5-5
All-Time Record Vs. Flying Squirrels.....	28-26
2016 Attendance (Total).....	172,859 (11th in EL)
2016 Attendance (Average).....	3,215 (11th in EL)

General Manager.....	Jim Weed
Director of Marketing.....	Eddie Saunders
Radio Broadcaster.....	Tim Heiman
Flagship Radio Station.....	WNBF Newsradio 1290 AM

Manager.....	Luis Rojas
Hitting Coach.....	Luis Natera
Pitching Coach.....	Glenn Abbott
Trainer.....	Bob Grimes

Distance from Richmond.....	400 Miles
-----------------------------	-----------

Flying Squirrels' Hotel in Binghamton.....	Holiday Inn 2-8 Hawley St. Binghamton, NY 13901 PH: (607) 722-1212 FX: (607) 722 6063
--	---



NYSEG Stadium

## 2017 Series

### @Binghamton

6/7.....	6:35
6/8.....	6:35
6/9.....	6:35

### @Richmond

5/22.....	6:35
5/23.....	6:35
5/24.....	6:35
5/25.....	6:35



# BAYSOX

Prince George's Stadium  
 4101 NE Crain Highway  
 Bowie, MD 20716  
 Phone: (301) 805-6000  
 Fax: (301) 464-4911  
[www.baysox.com](http://www.baysox.com)



Affiliation.....	Baltimore Orioles (since 1993)
First Year.....	1993
Ballpark.....	Prince George's Stadium (cap. 10,000)
Field Dimensions.....	LF-309, CF-405, RF-309
League Titles.....	2015 (1st ever)
Last Eastern League Title.....	2015
Last Playoff Appearance.....	2015 (Won Title)
2016 Record.....	56-86
Place (Western).....	6th
2016 Vs. Flying Squirrels.....	9-11
All-Time Vs. Flying Squirrels.....	82-85
2016 Attendance (Total).....	236,349 (9th in EL)
2016 Attendance (Average).....	3,528 (9th in EL)

General Manager.....	Brian Shallcross
Assistant General Manager.....	Phil Wrye
Broadcaster.....	Adam Pohl
Flagship Radio Station.....	Baysox.com

Manager.....	Gary Kendall
Hitting Coach.....	Butch Davis
Pitching Coach.....	Kenny Steenstra
Trainer.....	Pat Wesley

Distance from Richmond.....	124 Miles
-----------------------------	-----------

Flying Squirrels' Hotel in Bowie.....	Crown Plaza - Annapolis 173 Jennifer Road Annapolis, MD 21401 PH: (410) 266-3131 FX: (410) 266-6247
---------------------------------------	---

## 2017 Series

### @Bowie

4/17.....	6:35
4/18.....	6:35
4/19.....	6:35
4/20.....	6:55
5/11.....	6:35
5/12.....	7:05
5/13.....	6:35
5/14.....	2:05
7/7.....	7:05
7/8.....	6:35
7/9.....	2:05

### @Richmond

4/24.....	6:35
4/25.....	6:35
4/26.....	10:35 (AM)
5/4.....	6:35
5/5.....	7:05
5/6.....	6:05
5/7.....	12:05
9/1.....	7:05
9/2.....	6:05
9/3.....	6:05
9/4.....	12:05



Prince George's Stadium



# SEAWOLVES

UMPC Park  
110 East 10th Street  
Erie, PA 16501  
Phone: (814) 456-1300  
Fax: (814) 456-7520  
www.seawolves.com



Affiliation.....	Detroit Tigers (since 2001)
First Year.....	1999
Ballpark.....	UMPC Park (cap. 6,952)
Field Dimensions.....	LF-312, CF-400, RF-328
League Titles.....	None
Last Eastern League Title.....	None
Last Playoff Appearance.....	2013 (Lost in Divisional Series)
2016 Record.....	62-79
Place (Western).....	4th
2016 Vs. Flying Squirrels.....	6-4
All-Time Record Vs. Flying Squirrels.....	31-41
2016 Attendance (Total).....	210,040 (10th in EL)
2016 Attendance (Average).....	3,044 (10th in EL)

President.....	Greg Coleman
Assistant General Manager/Sales.....	Mark Pirello
Assistant General Manager/Communications.....	Greg Gania
Radio Broadcaster.....	Greg Gania
Flagship Radio Station.....	Fox Sports Radio 1330 The Fan

Manager.....	Lance Parrish
Hitting Coach.....	Phil Clark
Pitching Coach.....	Willie Blaire
Trainer.....	T.J. Saunders

Distance from Richmond ..... 463 Miles

Flying Squirrels' Hotel in Erie..... Clarion Lake Erie  
2800 West 8th Street  
Erie, PA 16505  
PH: (814) 833-1116  
FX: (814) 838-3242



Jerry Uht Park

## 2017 Series

### @Erie

7/17.....	6:35
7/18.....	6:35
7/19.....	12:05
8/21.....	6:35
8/22.....	6:35
8/23.....	6:35

### @Richmond

7/4.....	6:35
7/5.....	6:35
7/6.....	6:35
7/27.....	6:35
7/28.....	7:05
7/29.....	6:05
7/30.....	12:05



# SENATORS

**Metro Bank Park**  
**112 Market Street**  
**Harrisburg, PA 17101**  
**Phone: (717) 231-4444**  
**Fax: (717) 231-4445**  
**www.senatorsbaseball.com**



Affiliation.....	Washington Nationals (since 1991)
First Year.....	1987
Ballpark.....	FNB Field (cap. 6,302)
Field Dimensions.....	LF-330, CF-400, RF-335
League Titles.....	6 ('87, '93, '96, '97, '98, '99)
Last Eastern League Title.....	1999
Last Playoff Appearance.....	2013 (Lost in ELCS)
2016 Record.....	76-66
Place (Western).....	3rd
2016 Vs. Flying Squirrels.....	9-4
All-Time Vs. Flying Squirrels.....	49-55
2016 Attendance (Total).....	269,172 (8th in EL)
2016 Attendance (Average).....	4,369 (8th in EL)

Principal Owner.....	Mark Butler
President.....	Kevin Kulp
General Manager.....	Randy Whitaker
Radio Broadcasters.....	Terry Byrom, Perry Mattern
Flagship Radio Station.....	WTKT 1460 AM The Ticket

Manager.....	Matt LeCroy
Hitting Coach.....	Brian Rupp
Pitching Coach.....	Chris Michalak
Trainer.....	Eric Montague

Distance from Richmond ..... 217 Miles

Flying Squirrels' Hotel in Harrisburg ..... Holiday Inn  
 815 S. Eisenhower Blvd.  
 Middletown, PA 17057  
 PH: 717-939-1600  
 FX: 717-939-2069



**FNB Field**

## 2017 Series

@Harrisburg		@Richmond	
7/21.....	7:00	5/9.....	6:35
7/22.....	7:00	5/10.....	6:35
7/23.....	6:00	5/11.....	12:05
7/24.....	1:35	6/3.....	7:05
		6/4.....	6:05
		6/5.....	12:05
		8/19.....	7:05
		8/20.....	6:05
		8/21.....	12:05



# YARD GOATS

Dunkin' Donuts Park  
1214 Main Street  
Hartford, CT 06103  
Phone: (860) 246-4628  
Fax: (860) 247-4628  
www.yardgoatsbaseball.com



Affiliation.....	Colorado Rockies (2015 as New Britain)
First Year.....	2016
Ballpark.....	Dunkin' Donuts Park (cap. 6,000)
Field Dimensions.....	LF-325 CF-400 RF-306
League Titles .....	N/A
Last Eastern League Title.....	N/A
Last Playoff Appearance.....	N/A
2016 Record.....	74-67
Place (Eastern).....	3rd
2016 Vs. Flying Squirrels.....	8-5
All-Time Vs. Flying Squirrels.....	8-5
2016 Attendance (Total).....	799
2016 Attendance (Average).....	41,569

President.....	Bill Dowling
General Manager.....	Tim Restall
Media Relations Contact.....	Jeff Dooley
Radio Broadcaster.....	Jeff Dooley
Flagship Radio Station.....	Fox Sports Radio AM 1410

Manager.....	Jerry Weinstein
Hitting Coach.....	Tim Doherty
Pitching Coach.....	Dave Burba

Trainer.....	Billy Whitehead
--------------	-----------------

Distance from Richmond .....	450 Miles
------------------------------	-----------

Flying Squirrels' Hotel in Hartford.....	Holiday Inn Express of Newington 2553 Berlin Turnpike Newington, CT 06111 (860) 372-4000
--	---



Dunkin' Donuts Park

## 2017 Series

@Hartford		@Richmond	
4/28.....	7:05	4/6.....	7:05
4/29.....	6:05	4/7.....	7:05
4/30.....	1:35	4/8.....	6:05
5/30.....	7:05	4/9.....	12:05
5/31.....	7:05	6/20.....	6:35
6/1.....	10:35 (AM)	6/21.....	6:35
		6/22.....	6:35



# FISHER CATS

Northeast Delta Dental Stadium  
1 Line Drive  
Manchester, NH 03101  
Phone: (603) 641-2005  
Fax: (603) 641-2055  
[www.nhfishercats.com](http://www.nhfishercats.com)



Affiliation.....	Toronto Blue Jays (since 2004)
First Year.....	2004
Ballpark.....	Northeast Delta Dental Stadium (cap. 6,500)
Field Dimensions.....	LF-326, CF-400, RF-306
League Titles.....	2 (2004, 2011)
Last Eastern League Title.....	2011
Last Playoff Appearance.....	2011 (Won Eastern League Title)
2016 Record.....	69-73
Place (Eastern).....	4th
2016 Vs. Flying Squirrels.....	1-6
All-Time Vs. Flying Squirrels.....	14-29
2016 Attendance (Total).....	338,387 (6th in EL)
2016 Attendance (Average).....	4,834 (6th in EL)

President & General Manager.....	Art Solomon
Vice President, Business Operations.....	Steve Pratt
Radio Broadcasters.....	Bob Lipman
Flagship Radio Station.....	WGIR 930 AM

Manager.....	Gary Allenson
Hitting Coach.....	Ronnie Ortegon
Pitching Coach.....	Vince Horsman
Position Player Coach.....	Andy Fermin
Trainer.....	Bob Tarpey

Distance from Richmond.....	586 Miles
-----------------------------	-----------

Flying Squirrels' Hotel in Manchester.....	Country Inn & Suites 250 River Road Bedford, N.H. 03110 PH: (603) 666-4600
--	---



Northeast Delta Dental Stadium

## 2017 Series

### @New Hampshire

8/4.....	7:05
8/5.....	7:05
8/6.....	1:35

### @Richmond

6/13.....	6:35
6/14.....	6:35
6/15.....	6:35

# PORTLAND Sea Dogs



## SEA DOGS

Hadlock Field  
271 Park Avenue  
Portland, ME 04102  
Phone: (207) 874-9300  
Fax: (207) 780-0317  
[www.seadogs.com](http://www.seadogs.com)



Affiliation.....	Boston Red Sox (since 2003)
First Year.....	1994
Ballpark.....	Hadlock Field (cap. 7,368)
Field Dimensions.....	LF-315, CF-400, RF-335
League Titles.....	1 (2006)
Last Eastern League Title.....	2006
Last Playoff Appearance.....	2014 (Lost in Divisional Series)
2016 Record.....	55-84
Place (Eastern).....	6th
2016 Vs. Flying Squirrels.....	1-5
All-Time Record Vs. Flying Squirrels.....	14-28
2016 Attendance (Total).....	390,693 (3rd in EL)
2016 Attendance (Average).....	5,354 (3rd in EL)
President.....	Charlie Eshbach
Executive Vice President/GM.....	Geoff Iacuesa
Radio Broadcaster.....	Mike Antonellis
Flagship Radio Station.....	95.5/95.9 WPEI
Manager.....	Carlos Febles
Hitting Coach.....	Lee May Jr.
Pitching Coach.....	Kevin Walker
Trainer.....	Scott Gallon
Distance from Richmond.....	654 Miles
Flying Squirrels' Hotel in Portland.....	Fireside Inn & Suites 81 Riverside Street Portland, ME 04103 PH: (207) 775-6161

### 2017 Series

#### @Portland

8/1.....	7:00
8/2.....	7:00
8/3.....	12:00

#### @Richmond

8/8.....	6:35
8/9.....	6:35
8/10.....	6:35



Hadlock Field



# FIGHTIN PHILS

**FirstEnergy Stadium**  
**1900 South Centre Avenue**  
**Reading, PA 19605**  
**Phone: (610) 375-8489**  
**Fax: (610) 373-5868**  
**www.readingphillies.com**



Affiliation.....	Philadelphia Phillies (since 1967)
First Year.....	1952
Ballpark.....	FirstEnergy Stadium (cap. 9,000)
Field Dimensions.....	LF-330, CF-400, RF-330
League Titles.....	5 ('57, '68, '73, '95, '01)
Last Eastern League Title.....	2001
Last Playoff Appearance.....	2016 (Lost in Finals)
2016 Record.....	89-52
Place (Eastern).....	1st
2016 Vs. Flying Squirrels.....	6-7
All-Time Vs. Flying Squirrels.....	53-50
2016 Attendance (Total).....	420,320 (1st in EL)
2016 Attendance (Average).....	6,092 (1st in EL)
General Manager.....	Scott Hunsicker
Executive Director of Sale.....	Joe Bailek
Radio Broadcaster.....	Mike Ventola
Flagship Radio Station.....	1340 WRAW-AM

Manager.....	Greg Legg
Hitting Coach.....	John Mizerock
Pitching Coach.....	Steve Schrenk
Trainer.....	Mickey Kozack

Distance from Richmond ..... 259 Miles

Flying Squirrels' Hotel in Reading..... Crowne Plaza Reading  
 1741 Papermill Rd.  
 Wyomissing, PA 19610  
 PH: (877) 354-1011  
 FX: (610) 375-7562



**FirstEnergy Stadium**

## 2017 Series

@Reading		@Richmond	
4/13.....	7:05	4/21.....	7:05
4/14.....	7:05	4/22.....	7:05
4/15.....	6:05	4/23.....	12:05
7/1.....	6:35	8/11.....	7:05
7/2.....	6:35	8/12.....	6:05
7/3.....	6:35	8/13.....	12:05

# SAN FRANCISCO GIANTS



## THUNDER

Arm & Hammer Park  
One Thunder Road  
Trenton, NJ 08611  
Phone: (609) 394-3300  
Fax: (609) 394-9666  
[www.trentonthunder.com](http://www.trentonthunder.com)



Affiliation.....	New York Yankees (since 2003)
First Year.....	1994
Ballpark.....	ARM & HAMMER Park (cap. 6,440)
Field Dimensions.....	LF-330, CF-407, RF-330
League Titles.....	3 ('07, '08, '13)
Last Eastern League Title.....	2013
Last Playoff Appearance.....	2016 (Lost in ELDS)
2016 Record.....	87-55
Place (Eastern).....	2nd
2016 Vs. Flying Squirrels.....	9-5
All-Time Vs. Flying Squirrels.....	36-30
2016 Attendance (Total).....	347,661 (5th in EL)
2016 Attendance (Average).....	45,039 (5th in EL)
General Manager.....	Jeff Hurley
Sr.VP of Corporate Sales and Partnerships.....	Eric Lipsman
Radio Broadcaster.....	Adam Giardino, Jon Mozes
Flagship Radio Station.....	WTSR 91.3 FM
Manager.....	Bobby Mitchell
Hitting Coach.....	Tom Slater
Pitching Coach.....	Jose Rosado
Bullpen Coach.....	JD Closser
Defensive Coach.....	Lino Diaz
Trainer.....	Jimmy Downam
Distance from Richmond.....	284 Miles

Flying Squirrels' Hotel in Trenton ..... Wyndham Garden Trenton  
1 West Lafayette Street  
Trenton, NJ 08608  
PH: (609) 421-4000  
FX: (609) 421-4002

### 2017 Series



ARM & HAMMER Park

@Trenton	@Richmond
6/26 .....7:00	6/2.....7:05
6/27 .....7:00	6/3.....6:05
6/28 .....7:00	6/4.....12:05
6/29 .....7:00	
8/24 .....7:00	
8/25 .....7:00	
8/26 .....7:00	
8/27 .....5:00	



# GIANTS

AT&T Park  
24 Willie Mays Plaza  
San Francisco, CA 94107  
Phone: (415) 972-2000  
www.sfgiants.com



## San Francisco Baseball Associates L.P.

### EXECUTIVE

President and Chief Executive Officer .....	Laurence M. Baer
Special Assistant .....	Willie Mays
Senior Advisor .....	Willie McCovey
Special Assistant .....	Will Clark
Community Ambassador .....	Orlando Cepeda
Community Ambassador .....	Jeffrey Leonard
Community Ambassador .....	Dave Dravecky
Community Ambassador .....	Jeremy Affeldt
Executive Assistant to the President & Chief Executive Officer .....	Terri Guess
Administrative Assistant .....	Misha Hurd

### BASEBALL OPERATIONS

Executive Vice President of Baseball Operations .....	Brian R. Sabean
Senior Vice President and General Manager .....	Bobby Evans
Senior Vice President, Player Personnel & Senior Advisor to the General Manager .....	Dick Tidrow
Vice President and Assistant General Manager .....	Jeremy Shelley
Vice President and Assistant General Manager, Scouting and International Operations .....	John Barr
Vice President of Baseball Operations .....	Yeshayah Goldfarb
Special Assistant to the General Manager .....	Felipe Alou
Special Assistant to the General Manager .....	Jack Hiatt
Special Assistant to the General Manager .....	Randy Winn
Director of Player Development .....	Shane Turner
Executive Assistant of Baseball Operations & Admin .....	Karen Sweeney
Senior Advisor, Baseball Operations .....	Tony Siegle
Director of Baseball Personnel Administration .....	Clara Ho
Senior Director of Application Development .....	Dan Quill
Senior Manager of Amateur & Pro Scouting .....	Adam Nieting
Manager of Minor League Operations .....	Eric Flemming
Manager of Professional Video Systems .....	Yo Miyamoto
Senior Coordinator of AZ Baseball Ops .....	Gabe Alvarez
Coordinator of Baseball Operations .....	Jose Bonilla
Coordinator of Baseball Systems .....	Paul Bien
Coordinator of Organizational Travel .....	Michael Scardino
Coordinator of Edu. & Cultural Dev. .....	Laura Núñez
App Developer, Baseball Systems .....	Michael Gries
Application Developer .....	David Fujito
Application Developer, Baseball Systems .....	Caleb Whang
Assistant, Professional Video Systems .....	Patrick Yount
Administrative Assistant, Baseball Ops .....	Michael Navolio

### COMMUNICATIONS

Executive Vice President, Communications and Senior Advisor to the CEO .....	Staci Slaughter
Executive Assistant to the Executive Vice President, Communications .....	Lyz Socha
Senior Director, Broadcast Communications and Media Operations .....	Maria Jacinto
Senior Director, Media Relations .....	Matt Chisholm
Hispanic Marketing and Media Relations Manager & Spanish Language Broadcaster .....	Erwin Higueros
Media Relations Manager .....	Liam Connolly
Media Relations Assistant .....	Megan Brown
Media & Communications Consultant .....	Joan Ryan

# SAN FRANCISCO GIANTS

## San Francisco Giants' Media Relations Department

General Phone: (415) 972-2445

General Fax: (415) 947-2800

**Staci Slaughter**, Executive VP, Communications & Senior Advisor to the CEO (415) 972-1960

**Maria Jacinto**, Senior Director, Broadcast Services (415) 972-1960

**Matt Chisholm**, Senior Director, Media Relations (415) 972-2441

**Erwin Higueros**, Hispanic Marketing & Media Relations Manager, Spanish Language Broadcaster

N/A

**Liam Connelly**, Media Relations Manager (415) 972-2443

Megan Brown, Media Relations Assistant

N/A

## GIANTS' 40-MAN ROSTER (As of March 24th)

Pitchers	B-T	Ht	Wt	DOB
<b>Ty Blach</b>	R-L	6'2"	200	Oct 20, 1990
<b>Ray Black</b>	R-R	6'5"	225	Jun 26, 1990
<b>Clayton Blackburn</b>	L-R	6'3"	230	Jan, 6 1993
Madison Bumgarner	R-L	6'5"	235	Aug 1, 1989
Matt Cain	R-R	6'3"	230	Oct 1, 1984
<b>Kyle Crick</b>	L-R	6'4"	220	Nov 30, 1992
Johnny Cueto	R-R	5'11"	220	Feb 15, 1986
Ian Gardeck	R-R	6'2"	220	Nov 21, 1990
Cory Gearrin	R-R	6'3"	200	Apr 14, 1986
<b>Joan Gregorio</b>	R-R	6'7"	180	Jan 12, 1992
Chase Johnson	R-R	6'3"	185	Jan 9, 1992
George Kontos	R-R	6'3"	215	Jun 12, 1985
<b>Derek Law</b>	R-R	6'2"	210	Sep 14, 1990
Mark Melancon	R-R	6'1"	175	Mar 28, 1985
Matt Moore	L-L	6'2"	200	Jun 18, 1989
Reyes Moronta	R-R	6'0"	175	Jan 6, 1993
<b>Steven Okert</b>	L-L	6'3"	210	July 7, 1991
<b>Josh Osich</b>	L-L	6'2"	230	Sep 3, 1988
Jeff Samardzija	R-R	6'5"	225	Jan 23, 1985
<b>Dan Slania</b>	R-R	6'4"	275	May 24, 1992
Will Smith	R-L	6'5"	265	Jul 10, 1989
<b>Chris Stratton</b>	R-R	6'3"	190	Aug 22, 1990
<b>Hunter Strickland</b>	R-R	6'4"	220	Sep 24, 1988
Albert Suarez	R-R	6'3"	235	Oct 9, 1989

Catchers	B/T	Ht	Wt	DOB
Trevor Brown	R-R	6'2"	195	Nov 15 1991
Nick Hundley	R-R	6'1"	205	Sep 8, 1983
Buster Posey	R-R	6'1"	215	Mar 27, 1987

Infielders	B/T	Ht	Wt	DOB
<b>Brandon Belt</b>	L-L	6'5"	220	Apr 20, 1988
Orlando Calixte	R-R	5'11"	180	Feb 3, 1992
<b>Brandon Crawford</b>	L-R	6'2"	215	Jan 21, 1987
<b>Conor Gillaspie</b>	L-R	6'1"	195	Jul 18, 1987
Miguel Gomez	S-R	5'10"	185	Dec 17, 1992
Eduardo Nunez	R-R	6'10"	195	Jun 15, 1987
<b>Joe Panik</b>	L-R	6'1"	190	Oct 30, 1990
<b>Kelby Tomlinson</b>	R-R	6'3"	180	Jun 16, 1990

Outfielders	B/T	Ht	Wt	DOB
Gorkys Hernandez	R-R	6'1"	190	Sep 7, 1987
<b>Jarrett Parker</b>	L-L	6'4"	210	Jan 1, 1989
Hunter Pence	R-R	6'4"	220	Apr 13, 1983
Denard Span	L-L	6'0"	210	Jul 15, 1990
<b>Mac Williamson</b>	R-R	6'4"	240	Feb 27 1984

\*\*\*BOLD Indicates Former Richmond Flying Squirrels\*\*\*





*Richmond Flying Squirrels*



## GIANTS' FIRST ROUND DRAFT PICKS OF THE DECADE

Year	Player	Pos	Rd	#	B/T	Ht	Wt	DOB
2016	Bryan Reynolds*	OF	2	59	S/R	6'3"	200	1/27/95
2015	Phil Bickford	RHP	1	18	R/R	6'4"	200	7/10/1995
2014	Tyler Beede	RHP	1	14	R/R	6'4	200	5/23/93
2013	Christian Arroyo	SS	1	25	R/R	6'1"	180	5/30/95
2012	Chris Stratton	RHP	1	20	R/R	6'3"	186	08/22/90
2011	Joe Panik	SS	1	29	L/R	6-1	195	10/30/90
2010	Gary Brown	OF	1	24	R/R	6-0	170	09/28/88
2009	Zachary Wheeler	RHP	1	6	R/R	6-3	180	05/30/90
2008	Gerald (Buster) Posey	C	1	5	R/R	6-1	205	03/27/87
2007	Madison Bumgarner	LHP	1	10	R/L	6-4	215	08/01/89
2006	Tim Lincecum	RHP	1	10	L/R	5-11	170	06/15/84
2005	Ben Copeland	OF	4	132	L/L	6-1	195	12/17/83

The Giants are well-known for drafting and developing talent from within. Madison Bumgarner (1st rd, '07), Tim Lincecum (1st rd, '06) and Buster Posey (1st rd, '08) are just a few examples of the home-grown era. Former Squirrels Joe Panik, Matt Duffy and Derek Law have carried on the legacy of the farm system as that of a top-tier organization. The 2016 draft did not produce a 1st round selection due to the free agent signing of Jeff Samardzija.



# SAN FRANCISCO GIANTS

## GIANTS' 2016 DRAFT RESULTS

Name	Pos	B/T	Ht	Wt	DOB	Round	Pick #	Signed
Bryan Reynolds	OF	S / R	6' 3"	200	01/27/1995	2	59	06/22/2016
Heath Quinn	OF	R / R	6' 2"	190	06/07/1995	3	95	06/16/2016
Matt Krook	P	L / L	6' 4"	195	10/21/1994	4	125	06/17/2016
Ryan Howard	SS	R / R	6' 2"	180	07/25/1994	5	155	06/16/2016
Gio Brusa	OF	S / R	6' 3"	220	07/26/1993	6	185	06/20/2016
Garrett Williams	P	L / L	6' 1"	205	09/15/1994	7	215	07/06/2016
Stephen Woods	P	R / R	6' 2"	200	06/10/1995	8	245	06/22/2016
Caleb Baragar	P	R / L	6' 3"	210	04/09/1994	9	275	06/16/2016
Alex Bostic	P	L / L	6' 3"	195	11/14/1994	10	305	Unsigned
Jason Delay	C	R / R	5' 11"	185	03/07/1995	11	335	Unsigned
Ryan Kirby	1B	L / R	6' 2"	180	01/25/1995	12	365	06/16/2016
Jose Layer	I	R / R	6' 0"	160	05/28/1997	13	395	07/15/2016
Conner Menez	P	L / L	6' 3"	195	05/29/1995	14	425	06/16/2016
D.J. Myers	P	L / R	6' 5"	255	12/24/1994	15	455	06/16/2016
Chris Falwell	P	L / L	6' 7"	210	04/14/1995	16	485	06/16/2016
Reagan Bazar	P	R / R	6' 7"	250	06/27/1995	17	515	06/16/2016
Jacob Heyward	OF	R / R	6' 3"	210	08/01/1995	18	545	06/28/2016
Brandon Van Horn	SS	R / R	6' 2"	175	12/18/1993	19	575	06/16/2016
Justin Alleman	P	R / R	6' 1"	220	12/20/1993	20	605	06/16/2016
Will Albertson	C	R / R	5' 11"	190	06/26/1994	21	635	06/20/2016
Malique Ziegler	CF	R / R	6' 2"	170	09/08/1996	22	665	06/20/2016
Jake Greenwalt	P	R / R	6' 1"	170	04/30/1998	23	695	06/16/2016
Jeffrey Parra	C	R / R	6' 0"	195	01/24/1998	24	725	06/28/2016
Mike Rescigno	P	R / R	6' 1"	215	10/06/1994	25	755	Unsigned
Nick Hill	CF	R / R	6' 4"	190	08/02/1994	26	785	06/16/2016
Patrick Ruotolo	P	R / R	5' 10"	218	01/15/1995	27	815	06/16/2016
Jayden O'Dell	P	R / R	6' 1"	215	05/27/1993	28	845	Unsigned
Michael Bernal	SS	R / R	5' 11"	190	09/06/1992	29	875	06/16/2016
Nick Deeg	P	L / L	6' 5"	225	06/26/1995	30	905	07/15/2016
Adam Laskey	P	R / L	6' 3"	190	03/09/1998	31	935	Unsigned
John Timmins	P	R / R	6' 6"	215	01/20/1994	32	965	06/16/2016
Jarrett Montgomery	P	R / R	6' 0"	200	06/01/1997	33	995	Unsigned
CJ Gettman	P	L / R	6' 5"	215	06/02/1994	34	1025	06/26/2016
Sidney Duprey	P	L / L	6' 3"	230	11/15/1996	35	1055	07/15/2016
Ryan Matranga	C	R / R	5' 10"	195	01/01/1995	36	1085	06/16/2016
Christoph Bono	CF	L / R	6' 1"	185	10/06/1992	37	1115	06/16/2016
David Lee	P	R / R	6' 3"	185	09/13/1995	38	1145	Unsigned
Andrew DiPiazza	P	R / R	6' 7"	215	10/07/1995	39	1175	Unsigned
Nick Bennett	P	L / L	6' 3"	200	09/01/1997	40	1205	Unsigned



## 2016 OVERALL ORGANIZATIONAL MINOR LEAGUE STANDINGS

RANK	TEAM	WON	LOST	PCT	16	17	18	19	20	21	22	23	24	25	26	27	28	29	30		
1	Seattle Mariners	451	314	.590	17	San Francisco Giants	375	388	.491	Colorado Rockies	391	393	.499	San Francisco Giants	375	388	.491	Colorado Rockies	391	393	.499
2	Philadelphia Phillies	482	348	.581	18	Cincinnati Reds	403	426	.486	San Francisco Giants	375	388	.491	Cincinnati Reds	403	426	.486	San Francisco Giants	375	388	.491
3	Boston Red Sox	464	370	.556	19	Pittsburgh Pirates	399	429	.482	Pittsburgh Pirates	399	429	.482	Pittsburgh Pirates	399	429	.482	Pittsburgh Pirates	399	429	.482
4	Minnesota Twins	408	351	.538	20	Oakland Athletics	363	394	.480	Oakland Athletics	363	394	.480	Oakland Athletics	363	394	.480	Oakland Athletics	363	394	.480
5	New York Yankees	507	441	.535	21	New York Mets	429	469	.478	New York Mets	429	469	.478	New York Mets	429	469	.478	New York Mets	429	469	.478
6	Cleveland Indians	407	357	.533	22	Detroit Tigers	386	428	.474	Detroit Tigers	386	428	.474	Detroit Tigers	386	428	.474	Detroit Tigers	386	428	.474
7	St. Louis Cardinals	438	389	.530	23	Kansas City Royals	390	435	.473	Kansas City Royals	390	435	.473	Kansas City Royals	390	435	.473	Kansas City Royals	390	435	.473
8	Los Angeles Dodgers	438	390	.529	24	San Diego Padres	357	406	.468	San Diego Padres	357	406	.468	San Diego Padres	357	406	.468	San Diego Padres	357	406	.468
9	Chicago Cubs	440	393	.528	25	Atlanta Braves	349	403	.464	Atlanta Braves	349	403	.464	Atlanta Braves	349	403	.464	Atlanta Braves	349	403	.464
10	Houston Astros	462	429	.519	26	Los Angeles Angels	352	412	.461	Los Angeles Angels	352	412	.461	Los Angeles Angels	352	412	.461	Los Angeles Angels	352	412	.461
11	Tampa Bay Rays	464	432	.518	27	Baltimore Orioles	374	465	.446	Baltimore Orioles	374	465	.446	Baltimore Orioles	374	465	.446	Baltimore Orioles	374	465	.446
12	Texas Rangers	429	403	.516	28	Milwaukee Brewers	328	423	.437	Milwaukee Brewers	328	423	.437	Milwaukee Brewers	328	423	.437	Milwaukee Brewers	328	423	.437
13	Toronto Blue Jays	421	406	.509	29	Miami Marlins	321	430	.427	Miami Marlins	321	430	.427	Miami Marlins	321	430	.427	Miami Marlins	321	430	.427
14	Arizona Diamondbacks	460	446	.508	30	Chicago White Sox	322	439	.423	Chicago White Sox	322	439	.423	Chicago White Sox	322	439	.423	Chicago White Sox	322	439	.423
15	Washington Nationals	380	381	.499																	

## 2016 GIANTS' SYSTEM BREAKDOWN

### COMPOSITE RECORD BREAKDOWN:

	W	L	PCT
DSL Giants	40	30	.571
Augusta	76	63	.547
AZL Giants	28	27	.509
San Jose	68	72	.486
Sacramento	69	75	.479
Richmond	62	79	.440
Salem-Keizer	32	42	.432
Overall	375	388	.491

### PLAYOFF REVIEW:

#### San Jose:

San Jose continued its incredible run in the California League by reaching the postseason for the 12th time in the past 13 years. The six-time champions earned a wild card berth out of the North Division for the second straight year despite sputtering in the second half with a 29-41 record. The Giants finished 68-72 overall and lost to Bakersfield in a best of three series. San Jose won the first game with home runs from TJ Bennett and Dylan Davis. The Bakersfield Blaze came back to take the next two games and the series at home. Former Squirrel Cory Taylor suffered the loss in game two.

### MINOR LEAGUE POSTSEASON ALL-STAR SELECTIONS:

Sacramento: LHP - Tyl Blach; Richmond: N/A; San Jose: N/A; Augusta: Salem-Keizer: 2B - Kevin Rivera, OF - Gio Brusa, OF - Heath Quinn; AZL Giants: OF Sandro Fabian

### MINOR LEAGUE ALL-STAR GAME SELECTIONS:

Sacramento: LHP - Ty Blach; Richmond: RHP - Tyler Beede, 3B - Ryder Jones, SS - Christian Arroyo; San Jose: RHP - Sam Coonrod, SS - C.J. Hinojosa, RHP - Rodolfo Martinez, 1B - Chris Shaw; Augusta: RHP - Phil Bickford, RHP - Michael Santos, OF - Dylan Davis, C - Matt Winn; Salem-Keizer: C - John Riley, 2B - Kevin Rivera, OF - Gio Brusa

### XM ALL-STAR FUTURES GAME SELECTIONS:

RHP - Phil Bickford (US), LHP - Adalberto Mejia (World)

### MOVING AND SHAKING:

The San Francisco Giants were busy at the trade deadline in 2016. In an attempt to fine tune the roster for a playoff push, Executive Vice President of Baseball Operations Brian Sabean moved both minor league players (above) who represented the Giants in the XM All-Star Futures Game. Bickford was selected by San Francisco in the 1st round (18th overall) in the 2015 draft out the College of Southern Nevada (JC). The talented hurler worked his way through the system and posted a 2.73 ERA in six starts with San Jose prior to the trade. The Giants received left-handed reliever Will Smith in exchange for Bickford from the Brewers to bolster their bullpen. Adalberto Mejia was moved two days prior to Bickford (July 28th) to the Twins for All-Star utility man Eduardo Nunez. Mejia later would go on to make his MLB debut with Minnesota while Nunez played a key role to jump start a sluggish Giants offense.

# SAN FRANCISCO GIANTS

## GIANTS' 2016 ORGANIZATIONAL BREAKDOWN

### 2016 TEAM BATTING STATISTICS

Team	AVG	AB	R	H	HR	BB	SO	SB	CS
Salem-Keizer	.276	2583	412	712	50	206	634	49	18
Sacramento	.272	4857	659	1320	120	430	1034	88	55
AZL Giants	.260	1868	275	486	10	167	477	73	27
San Jose	.259	4776	636	1235	126	390	1122	109	68
Richmond	.257	4737	561	1217	83	405	1034	62	37
Augusta	.250	4613	617	1152	91	389	1113	171	64

### 2016 TEAM PITCHING STATISTICS

Team	W-L	ERA	H	C	G	SHO	SV	HR	BB	SO
AZL Giants	28-27	3.36	473	0	4	15	20	180	414	
Augusta	76-63	3.42	1163	4	12	39	60	361	1156	
Richmond	62-79	3.48	1123	2	12	33	78	468	1048	
Sacramento	69-75	4.03	1253	4	10	32	103	450	1048	
San Jose	68-72	4.60	1257	2	4	42	133	472	1096	
Salem-Keizer	32-42	4.87	688	0	3	15	50	346	592	

### 2016 INDIVIDUAL BATTING TOP-10

Player	Club	AVG	G	AB	R	H	HR	RBI
Fabian, Sandro	GIA	.340	42	159	30	54	2	35
Gomez, Miguel	SJ	.330	109	439	66	145	17	67
Rivera, Kevin	SK	.320	66	253	41	81	3	31
Castillo, Ali	SAC	.313	115	380	46	119	0	31
Slater, Austin	SAC	.305	109	390	56	119	18	67
Hernandez, Gorkys	SAC	.302	116	437	74	132	8	51
Duggar, Steven	RIC	.302	130	507	78	153	10	54
Bednar, Brandon	RIC	.285	123	442	54	126	6	61
Davis, Dylan	SJ	.283	126	484	74	137	26	92

### 2016 INDIVIDUAL PITCHING TOP-10

Pitcher	Club	W-L	ERA	IP	H	BB	SO
Coonrod, Sam	RIC	9-6	2.55	141.0	105	60	94
Taylor, Cory	SJ	11-6	2.72	119.0	121	34	121
Beede, Tyler	RIC	8-7	2.81	147.1	136	53	135
Slania, Dan	SAC	11-8	2.93	119.2	103	35	111
Connolly, Michael	AUG	11-7	3.05	135.2	134	31	107
Gage, Matt	RIC	9-7	3.38	136.0	130	34	106
Blach, Ty	SAC	14-7	3.43	162.2	147	38	113
Suarez, Andrew	RIC	9-8	3.63	143.2	154	29	124
Stratton, Chris	SAC	12-6	3.87	125.2	120	39	103
Blackburn, Clayton	SAC	7-10	4.36	136.1	142	35	101

(minimum 2.7 PA/team game)

(minimum 0.8 IP/team game)

## ADDITIONAL GIANTS' 2016 ORGANIZATIONAL LEADERS

### HOME RUNS

Davis, Dylan	SJ	26
Shaw, Chris	RIC	21
Slater, Austin	SAC	18
Arenado, Jonah	SJ	17
Gomez, Miguel	SJ	17

### WINS

Blach, Ty	SAC	14
Stratton, Chris	SAC	12
Connolly, Michael	AUG	11
Slania, Dan	SAC	11
Taylor, Cory	SJ	11

### RBI

Davis, Dylan	SJ	92
Shaw, Chris	RIC	85
Arenado, Jonah	SJ	68

3 others tied at 67.

### SAVES

Martinez, Rodolfo	RIC	24
Moronta, Reyes	SJ	14
Machi, Jean	SAC	12
Rogers, Tyler	SAC	11
Koziol, Ryan	AUG	9

### STOLEN BASES

Fargas, Johneshwy	AUG	41
Paulino, Cristian	SJ	29
Fox, Lucius	AUG	25
Jebavy, Ronnie	SK	24
Geraldo, Manuel	AUG	22

### STRIKEOUTS

Gregorio, Joan	SAC	152
Beede, Tyler	RIC	135
Suarez, Andrew	RIC	124
Taylor, Cory	SJ	121
Blach, Ty	SAC	113

*Richmond Flying Squirrels*



## RIVER CATS

Raley Field  
400 Ballpark Drive  
Sacramento, CA 95691  
Phone: (916) 376-4700  
Fax: (916) 376-4710  
www.rivercats.com



Brundage



### Sacramento River Cats Field Staff

Manager ..... Dave Brundage  
Pitching Coach ..... Dwight Bernard  
Hitting Coach ..... Damon Minor  
Athletic Trainer ..... James Petra

### Sacramento River Cats

#### Pacific Coast League Standings

Pacific Northern Division	W	L	PCT	GB
Tacoma Rainiers	81	62	.566	--
Reno Aces	76	68	.528	5.5
Fresno Grizzlies	73	70	.510	8.0
Sacramento River Cats	69	75	.479	12.5

**2016 Playoffs**  
Did Not Qualify

**2016 Team Leaders**  
(\*\*\*Minimum 300 TPA or 75 IP)

<b>AVG:</b>	Grant Green (.319)***
<b>HR:</b>	Jarrett Parker (16)
<b>RBI:</b>	Travis Ishikawa (55)
<b>RUNS:</b>	Gorkys Hernandez (74)
<b>HITS:</b>	Gorkys Hernandez (132)
<b>W:</b>	Ty Blach (14)
<b>L:</b>	Clayton Blackburn (10)
<b>SV:</b>	Jean Machi (13)

### Team Information

Ballpark: ..... Raley Field (14,014)  
Ballpark Opened: ..... 2000  
Owner: ..... Susan Savage  
Radio Broadcaster: ..... Johnny Doskow  
League: ..... Pacific Coast (AAA)  
Division: ..... Pacific Northern  
First Year: ..... 1978  
Giants Affiliate Since: ..... 2015  
2016 Record (Place): ..... 69-75 (4th)



Blach

# SAN FRANCISCO GIANTS

## SACRAMENTO RIVER CATS - 2016 FINAL BATTING STATISTICS

BATTERS	AVG	G	AB	R	H	2B	3B	HR	RBI	BB	SO	SB	CS	OBP	SLG	OPS	E
Adrianza, Ehire	.257	8	35	6	9	2	0	1	3	2	4	1	3	.297	.400	.697	1
Arias, Junior	.100	5	10	1	1	0	0	0	0	0	3	0	0	.182	.100	.282	0
Bennett, T.J.	.250	4	8	1	2	1	0	0	1	1	3	0	0	.400	.375	.775	0
Carbonell, Daniel	.667	2	3	0	2	0	0	0	1	1	0	0	0	.750	.667	1.417	0
Castillo, Ali	.309	49	181	24	56	6	1	0	14	8	20	4	3	.342	.354	.696	7
Ciriaco, Juan	.269	84	201	29	54	12	1	4	26	19	37	5	2	.326	.398	.724	4
Delfino, Mitch	.242	58	186	20	45	4	0	3	23	16	39	0	1	.300	.312	.612	5
Denorfia, Chris	.255	36	110	11	28	2	0	4	15	9	17	2	0	.308	.382	.690	0
Duffy, Matt	.333	2	6	2	2	1	0	0	1	1	1	0	0	.429	.500	.929	0
Ford, Darren	.250	49	152	17	38	3	2	1	9	12	23	8	6	.311	.316	.627	2
Garvey, Robbie	.667	3	9	4	6	0	0	1	3	0	0	3	0	.667	1.000	1.667	1
Gillaspie, Conor	.314	12	51	6	16	3	0	1	4	1	6	1	0	.327	.431	.758	1
Green, Grant	.319	94	348	46	111	18	4	7	52	11	58	2	1	.336	.454	.790	11
Hernandez, Gorkys	.302	116	437	74	132	22	3	8	51	52	77	20	13	.382	.421	.803	2
Ishikawa, Travis	.257	76	268	31	69	13	0	12	55	29	81	0	0	.344	.440	.784	2
Kottaras, George	.155	23	58	10	9	1	0	1	6	11	23	0	0	.290	.224	.514	1
Lee, Hak-Ju	.265	47	162	19	43	7	1	3	12	17	49	4	3	.344	.377	.721	6
Lollis, Ryan	.253	111	372	46	94	10	3	3	40	42	56	6	1	.328	.320	.648	5
Moreno, Rando	.299	44	147	19	44	3	3	1	12	5	23	4	1	.325	.381	.706	4
Olivo, Miguel	.246	81	289	41	71	12	4	10	34	18	90	1	0	.289	.419	.708	6
Oropesa, Ricky	.158	14	19	0	3	0	0	0	2	4	7	0	0	.333	.158	.491	0
Pagan, Angel	.364	3	11	0	4	1	0	0	2	0	4	1	0	.364	.455	.818	0
Panik, Joe	.231	4	13	2	3	1	0	0	0	1	0	0	0	.286	.308	.593	0
Parker, Jarrett	.273	53	194	44	53	8	2	16	35	26	66	1	1	.365	.582	.947	1
Pena, Ramiro	.296	57	216	24	64	12	1	5	24	21	35	5	6	.361	.431	.792	2
Pence, Hunter	.417	7	24	6	10	2	0	3	7	0	3	0	0	.440	.875	1.315	0
Rodriguez, Richard	1.000	1	1	0	1	0	0	0	0	0	0	0	0	1.000	1.000	2.000	0
Sanchez, Tony	.200	16	50	6	10	1	0	2	5	8	12	0	0	.317	.340	.657	0
Schroder, Myles	.221	49	145	15	32	7	2	1	13	6	27	3	3	.256	.317	.574	6
Slater, Austin	.298	68	245	36	73	12	0	13	42	33	53	2	6	.381	.506	.887	6
I Susac, Andrew	.273	58	209	28	57	12	1	8	36	24	45	0	0	.343	.455	.798	2
Tejada, Ruben	.301	40	143	18	43	11	1	1	21	7	21	0	1	.338	.413	.750	4
Tomlinson, Kelby	.286	49	185	28	53	8	1	0	20	22	26	12	3	.370	.341	.710	5
Williamson, Mac	.269	54	208	35	56	14	0	11	42	12	53	2	1	.314	.495	.809	1
Team Total	.272	144	4857	659	1320	213	30	120	621	430	1034	88	55	.334	.402	.736	103

## SACRAMENTO RIVER CATS - 2016 FINAL PITCHING STATISTICS

PITCHERS	W	L	ERA	G	GS	CG	SHO	SV	SVO	IP	H	R	ER	HR	HB	BB	SO
Agosta, Martin	0	1	3.86	4	0	0	0	0	0	2.1	3	1	1	0	0	6	4
Blach, Ty	14	7	3.43	26	26	3	2	0	0	162.2	147	65	62	9	2	38	113
Blackburn, Clayton	7	10	4.36	25	23	0	0	0	0	136.1	142	76	66	18	6	35	101
Broadway, Mike	0	3	3.94	26	0	0	0	5	7	29.2	32	14	13	4	4	11	30
Cain, Matt	1	1	5.06	2	2	0	0	0	0	10.2	11	8	6	1	1	4	6
Casilla, Jose	0	0	3.60	3	0	0	0	0	0	5.0	6	2	2	0	0	1	2
Dunning, Jake	3	4	4.85	49	0	0	0	2	5	59.1	61	37	32	4	5	29	43
Fleet, Austin	0	1	3.44	23	2	0	0	1	1	36.2	34	17	14	3	4	16	21
Garrin, Cory	0	0	1.13	8	0	0	0	0	0	8.0	5	1	1	0	0	2	9
Gregorio, Joan	6	8	5.28	21	21	0	0	0	0	107.1	112	67	63	13	4	43	122
Heston, Chris	2	9	4.54	15	14	0	0	1	1	81.1	82	42	41	8	4	32	53
Kontos, George	0	0	2.45	4	0	0	0	0	0	3.2	5	1	1	0	0	0	2
Lara, Braulio	1	1	3.90	25	0	0	0	1	1	27.2	27	15	12	3	1	13	25
Law, Derek	0	0	0.00	3	0	0	0	0	0	3.0	1	0	0	0	0	1	2
Lujan, Matt	0	5	4.04	12	11	0	0	0	0	49.0	52	28	22	8	1	23	45
Machi, Jean	4	3	3.65	48	0	0	0	13	16	61.2	59	30	25	9	4	17	5
Mazzaro, Vin	2	2	3.22	38	4	0	0	1	1	67.0	61	27	24	4	3	27	43
McCormick, Phil	0	1	4.05	17	1	0	0	2	3	20.0	26	13	9	2	0	9	13
Mejia, Adalberto	4	1	4.20	7	7	0	0	0	0	40.2	42	19	19	5	0	11	43
Myers, D.J.	0	0	0.00	1	0	0	0	0	0	1.0	1	0	0	0	0	0	1
Okert, Steven	4	3	3.80	41	0	0	0	3	4	47.1	53	27	20	2	0	11	60
Osich, Josh	0	0	1.29	7	0	0	0	0	0	7.0	6	1	1	0	0	2	8
Reynolds, Matt	1	0	0.00	12	0	0	0	0	0	13.2	5	0	0	0	1	2	12
Rogers, Tyler	1	1	6.10	24	1	0	0	1	1	31.0	38	24	21	1	3	16	22
Romero, Ricky	0	0	4.50	2	2	0	0	0	0	8.0	6	4	4	0	0	5	6
Romo, Sergio	1	1	5.68	7	0	0	0	0	1	6.1	8	4	4	1	0	0	11
Slania, Dan	2	0	1.38	2	2	0	0	0	0	13.0	8	2	2	0	0	4	14
Stratton, Chris	12	6	3.87	21	20	1	0	0	0	125.2	120	57	54	6	4	39	103
Suarez, Albert	4	3	3.44	9	7	0	0	0	0	45.2	46	26	22	3	2	14	39
Torres, Alex	1	2	4.26	40	1	0	0	1	1	38.0	34	24	18	1	1	32	38
Welker, Duke	1	3	3.86	31	0	0	0	2	5	35.0	49	20	15	3	1	16	30
Team Total	69	75	4.03	144	144	4	10	32	46	1254.1	1253	639	561	103	50	450	1048



## GIANTS

Municipal Stadium  
588 East Alma Avenue  
San Jose, CA 95112  
Phone: (408) 297-1435  
Fax: (408) 297-1453  
www.sjgiants.com



### ROJAS



### San Jose Giants Field Staff

Manager.....Nestor Rojas  
Pitching Coach.....Michael Couchee  
Hitting Coach.....Tom Linden  
Athletic Trainer.....Aaron Schumacher

### 2016 San Jose Giants

#### California League Standings

Northern Division	W	L	PCT	GB
Visalia Rawhide	81	59	.579	-
Bakersfield Blaze	76	64	.543	5.0
<b>San Jose Giants</b>	<b>68</b>	<b>72</b>	<b>.486</b>	<b>13.0</b>
Modesto Nuts	60	80	.429	21.0
Stockton Ports	60	80	.429	21.0

#### 2016 Playoffs

Lost in 1st round to Bakersfield (2-1)

#### 2016 Team Leaders

(\*\*Minimum 300 TPA or 75 IP)

<b>AVG:</b>	CJ Hinojosa (.304)***
<b>HR:</b>	Dylan Davis (18)
<b>RBI:</b>	Jonah Arenado (68)
<b>RUNS:</b>	Ronnie Jebavy (76)
<b>HITS:</b>	Ronnie Jebavy (132)
<b>W:</b>	Mark Reyes (9)
<b>L:</b>	Mark Reyes & Jordan Johnson (9)
<b>SV:</b>	Rodolfo Martinez (21)
<b>ERA:</b>	D.J. Snelton (4.11)***
<b>IP:</b>	Mark Reyes (127.1)

### Team Information

Ballpark:.....San Jose Municipal Stadium (4,200)  
Ballpark Opened:.....1941  
President/CEO:.....Daniel Orum  
General Manager:.....Mark Wilson  
Director of Broadcasting:.....Joe Ritzo  
Chief Marketing Officer:.....Juliana Paoli  
  
League:.....California (A)  
Division:.....Northern  
First Year:.....1942  
Giants Affiliate Since:.....1988  
2016 Record (Place):.....68-72 (3rd)

### HINOJOSA



# SAN FRANCISCO GIANTS

## SAN JOSE GIANTS - 2016 FINAL BATTING STATISTICS

BATTERS	AVG	G	AB	R	H	2B	3B	HR	RBI	BB	SO	SB	CS	OBP	SLG	OPS	E
Adrianza, Ehire	.333	9	33	8	11	3	0	5	11	2	4	0	0	.361	.879	1.240	0
Arenado, Jonah	.254	128	516	64	131	36	0	17	68	18	110	0	2	.286	.422	.709	11
Arias, Junior	.179	9	28	3	5	0	0	0	1	3	12	2	0	.258	.179	.437	1
Bednar, Brandon	.284	59	218	22	62	3	1	4	30	8	46	4	1	.322	.362	.684	8
Bennett, T.J.	.284	65	222	32	63	15	1	9	28	20	67	2	1	.357	.482	.839	5
Carbonell, Daniel	.284	64	211	28	60	12	0	3	20	17	51	11	5	.348	.384	.732	2
Davis, Dylan	.278	63	248	36	69	10	1	18	49	22	61	1	0	.344	.544	.889	3
Deacon, Jared	.143	5	14	0	2	1	0	0	0	3	5	0	0	.294	.214	.508	1
Delfino, Mitch	.198	22	81	13	16	3	0	0	5	11	21	1	0	.305	.235	.540	0
Duggar, Steven	.284	70	264	43	75	12	4	9	30	44	66	6	7	.386	.462	.848	3
Fargas, Johneshwy	.172	36	134	14	23	0	3	0	9	12	40	9	7	.255	.216	.471	5
Garcia, Aramis	.257	41	144	20	37	6	0	2	20	14	42	1	0	.323	.340	.663	0
Garvey, Robbie	.269	69	242	34	65	10	4	1	17	27	48	11	7	.339	.355	.695	2
Gomez, Miguel	.267	43	172	25	46	9	2	9	24	8	28	1	0	.302	.500	.802	8
Hinojosa, C.J.	.296	69	260	45	77	14	3	6	34	36	46	1	4	.378	.442	.820	11
Jebavy, Ronnie	.247	127	535	76	132	28	5	12	47	34	153	24	14	.305	.385	.690	7
Melendez, Rene	.210	18	62	4	13	1	0	0	4	2	16	0	1	.234	.226	.460	1
Moreno, Rando	.248	32	125	15	31	5	0	0	7	11	17	1	3	.317	.288	.605	10
Paulino, Cristian	.259	81	286	35	74	17	2	4	24	8	69	29	10	.281	.374	.655	6
Quinn, Heath	.353	4	17	2	6	1	0	0	0	2	7	0	0	.421	.412	.833	0
Rodriguez, Richard	.174	36	109	9	19	1	0	0	3	5	21	2	0	.209	.183	.392	5
Ross, Ty	.224	75	259	24	58	18	0	4	38	23	49	0	1	.289	.340	.629	7
Shaw, Chris	.285	72	270	47	77	22	0	16	55	28	70	0	0	.357	.544	.902	2
Susac, Andrew	.364	3	11	2	4	1	0	0	2	1	1	0	0	.417	.455	.871	0
Tomlinson, Kelby	.250	2	8	0	2	0	0	0	1	0	1	0	0	.250	.250	.500	0
Turner, Ben	.000	3	10	0	0	0	0	0	2	2	1	0	0	.154	.000	.154	0
Vizcaino Jr., Jose	.261	83	295	35	77	17	2	7	44	29	69	3	5	.336	.403	.740	22
Team Total	.259	140	4776	636	1235	245	28	126	573	390	1122	109	68	.320	.401	.721	138

## SAN JOSE GIANTS - 2016 FINAL PITCHING STATISTICS

PITCHERS	W	L	ERA	G	GS	CG	SHO	SV	SVO	IP	H	R	ER	HR	HB	BB	SO	AVG
Agosta, Martin	3	1	3.18	10	6	0	0	0	0	39.2	28	14	14	4	5	9	25	.201
Baragar, Caleb	0	1	4.76	1	1	0	0	0	0	5.2	2	3	3	0	0	5	3	.105
Bickford, Phil	2	2	2.73	6	6	1	0	0	0	33.0	21	10	10	3	2	12	36	.186
Bostic, Alex	0	1	6.35	2	0	0	0	0	0	5.2	5	4	4	1	1	4	7	.250
Cain, Matt	0	1	20.25	1	1	0	0	0	0	4.0	10	9	9	1	1	3	2	.476
Coonrod, Sam	5	3	1.98	11	11	0	0	0	0	63.2	46	19	14	3	2	22	42	.204
Cyr, Tyler	2	1	2.35	19	0	0	0	1	2	23.0	19	8	6	1	0	9	24	.232
Diaz, Carlos	0	3	10.54	11	0	0	0	0	1	13.2	25	16	16	2	2	11	13	.397
Fleet, Austin	0	1	5.32	11	1	0	0	0	0	22.0	26	13	13	4	1	10	20	.302
Forjet, Jason	10	7	4.84	19	18	0	0	0	0	102.1	91	62	55	13	5	20	87	.235
Garvey, Robbie	0	1	18.00	1	0	0	0	0	0	1.0	4	2	2	0	0	0	0	.571
Heston, Chris	0	0	6.23	1	1	0	0	0	0	4.1	5	3	3	0	0	3	1	.294
Johnson, Jordan	8	9	5.33	22	22	0	0	0	0	120.0	133	78	71	24	5	39	111	.277
Knight, Dusten	3	1	5.02	43	0	0	0	2	2	80.2	90	49	45	11	1	20	90	.279
Martinez, Rodolfo	1	1	0.88	32	0	0	0	21	23	30.2	23	9	3	1	0	10	33	.205
Medina, Hengerber	1	0	3.86	4	0	0	0	0	0	9.1	8	5	4	1	0	5	17	.222
Menez, Conner	2	0	4.94	6	5	0	0	0	0	27.1	29	21	15	4	1	11	20	.266
Morel, Jose	2	6	5.40	27	6	0	0	0	0	58.1	59	38	35	8	5	25	46	.263
Moronta, Reyes	0	3	2.59	60	0	0	0	14	18	59.0	43	20	17	7	1	20	93	.195
Overton, Connor	0	0	54.00	1	0	0	0	0	0	0.1	1	2	1	0	0	2	1	.500
Paulino, Cristian	0	0	81.00	2	0	0	0	0	0	0.2	2	6	6	0	2	2	1	.500
Reyes, Jose	4	6	5.38	29	14	0	0	0	0	100.1	118	68	60	13	9	33	64	.296
Reyes, Mark	9	9	4.74	23	23	0	0	0	0	127.1	137	73	67	13	9	60	80	.279
Romo, Sergio	0	0	0.00	4	0	0	0	0	0	5.0	2	0	0	0	0	1	8	.118
Santos, Wilson	0	0	13.50	2	0	0	0	0	0	2.2	4	4	4	0	1	3	0	.400
Slania, Dan	2	2	5.25	5	4	0	0	0	0	24.0	27	17	14	3	2	9	18	.284
Snelten, D.J.	4	7	4.11	31	13	1	0	1	1	96.1	114	55	44	2	2	32	82	.302
Soptic, Jeff	1	3	6.75	41	0	0	0	0	2	68.0	78	55	51	8	8	43	57	.290
Suarez, Andrew	2	1	2.43	5	5	0	0	0	0	29.2	25	9	8	2	1	5	34	.225
Taylor, Cory	1	1	6.75	3	3	0	0	0	0	9.1	12	7	7	0	1	4	11	.300
Young, Pat	6	1	4.13	52	0	0	0	3	5	72.0	70	41	33	3	7	40	70	.255
Team Total	68	72	4.60	140	140	2	4	42	56	1239.0	1257	720	633	133	74	472	1096	.263



## GREENJACKETS

Lake Olmstead Stadium  
78 Milledge Road  
Augusta, GA 30904  
Phone: (706) 736-7889  
Fax: (706) 736-1122  
[www.greenjacketsbaseball.com](http://www.greenjacketsbaseball.com)



Valderrama



### Augusta GreenJackets Field Staff

Manager..... Carlos Valderrama  
Pitching Coach..... Clay Rapada  
Hitting Coach..... Eddie Taubensee  
Coach..... Ydwin Villegas  
Athletic Trainer..... Hiro Sato

### Augusta GreenJackets

#### South Atlantic League Standings (Overall)

Southern Division	W	L	PCT	GB
Augusta GreenJackets	76	63	.547	-
Charleston RiverDogs	76	63	.547	-
Greenville Drive	70	69	.504	6.0
Rome Braves	70	69	.504	6.0
Columbia Fireflies	67	73	.479	9.5
Asheville Tourists	66	72	.478	9.5
Lexington Legends	52	87	.374	24.0

#### 2016 Playoffs

Did not appear despite best overall record

#### 2016 Team Leaders

(\*\*\*Minimum 300 TPA or 75 IP)

<b>AVG:</b>	Dillon Dobson (.273)***
<b>HR:</b>	Dillon Dobson & Matt Winn (13)
<b>RBI:</b>	Dillon Dobson (60)
<b>RUNS:</b>	Jalen Miller (65)
<b>HITS:</b>	Dillon Dobson (108)
<b>W:</b>	Michael Connolly (11)
<b>L:</b>	Michael Connolly & Grant Watson (7)
<b>SV:</b>	Ryan Koziol (9)
<b>ERA:</b>	JAke McCasland (1.65)***
<b>IP:</b>	Michael Connolly (135.2)

### Team Information

Ballpark:..... Lake Olmstead Stadium (4,822)  
Ballpark Opened:..... 1995  
President:..... Jeff Eisman  
General Manager:..... Tom Denlinger  
Director of Broadcasting:..... None  
Assistant General Manager:..... Brandon Greene  
  
League:..... South Atlantic (A)  
Division:..... Southern  
First Year:..... 1988  
Giants Affiliate Since:..... 2005  
2016 Record (Place):..... 76-63 (1st)



DOBSON

# SAN FRANCISCO GIANTS

## AUGUSTA GREENJACKETS - 2016 FINAL BATTING STATISTICS

BATTERS	AVG	G	AB	R	H	2B	3B	HR	RBI	BB	SO	SB	CS	OBP	SLG	OPS	E	
Amion, Richard	.203	51	148	16	30	4	0	0	11	14	0	30	10	0	.277	.230	.507	12
Angomas, Jean	.260	95	342	35	89	17	5	1	45	19	1	39	14	9	.299	.348	.647	3
Arias, Junior	.275	59	207	29	57	9	3	11	37	12	0	66	11	5	.323	.507	.830	7
Beltre, Kelvin	.250	55	192	29	48	14	2	4	22	16	0	63	7	4	.329	.406	.735	8
Bennett, T.J.	.250	1	4	1	1	1	0	0	2	0	0	0	0	0	.250	.500	.750	0
Bowers, Zack	.170	14	47	5	8	2	0	0	3	3	0	20	0	1	.220	.213	.433	3
Brown, Tyler	.269	8	26	4	7	1	0	0	2	4	0	6	2	0	.355	.308	.663	0
Cabrera, Gustavo	.232	19	69	9	16	4	1	0	5	5	1	16	3	0	.293	.319	.612	0
Davis, Dylan	.288	63	236	38	68	17	4	8	43	30	0	58	3	1	.368	.496	.864	5
Dobson, Dillon	.273	106	396	52	108	27	5	13	60	31	1	99	2	0	.328	.465	.793	17
Dunston Jr., Shawon	.284	24	81	10	23	7	0	1	7	6	0	11	6	1	.348	.407	.755	0
Ewing, Skyler	.241	74	261	41	63	10	2	10	34	28	0	69	2	1	.331	.410	.741	3
Fargas, Johneshwy	.275	83	291	31	80	11	3	2	25	24	0	57	32	9	.340	.354	.694	3
Fox, Lucius	.207	75	285	46	59	6	4	2	16	37	0	76	25	7	.305	.277	.582	32
Fulmer, Ashford	.077	17	52	5	4	0	1	0	4	5	0	21	3	2	.186	.115	.302	0
Geraldo, Manuel	.162	43	142	12	23	2	0	0	7	4	0	51	9	2	.205	.176	.381	6
Gomez, Miguel	.371	66	267	41	99	17	1	8	43	12	2	25	3	2	.401	.532	.933	4
Harrison, Seth	.256	118	407	61	104	19	4	6	35	37	0	94	16	8	.325	.366	.691	12
Miller, Jalen	.223	112	457	65	102	20	5	5	44	26	0	107	11	5	.271	.322	.593	20
Pare, Matt	.222	44	144	21	32	4	1	6	19	13	1	36	0	0	.317	.389	.706	1
Polonius, John	.218	34	110	8	24	7	0	0	11	8	0	19	10	5	.283	.282	.565	5
Reynolds, Bryan	.317	16	63	11	20	5	0	1	8	3	1	20	1	0	.348	.444	.793	0
Sonabend, Adam	.200	20	55	2	11	0	0	0	2	8	0	20	0	1	.313	.200	.513	4
Winn, Matt	.230	95	331	45	76	13	1	13	49	44	0	110	1	1	.325	.393	.718	10
Team Total	.250	139	4613	617	1152	217	42	91	534	389	7	1113	171	64	.316	.374	.690	176

## AUGUSTA GREENJACKETS - 2016 FINAL PITCHING STATISTICS

PITCHERS	W	L	ERA	G	GS	CG	SHO	SV	SV%	IP	H	R	ER	HR	HB	BB	SO	AVG
Alvarado, Carlos	0	0	0.00	9	0	0	0	7	7	9.2	4	0	0	0	0	1	11	.121
Bickford, Phil	3	4	2.70	11	11	1	0	0	0	60.0	49	23	18	2	2	15	69	.220
Cabrera, Sandro	0	0	0.00	1	0	0	0	0	0	1.0	1	0	0	0	0	0	3	.250
Connolly, Michael	11	7	3.05	25	18	1	0	0	1	135.2	134	59	46	8	8	31	107	.258
Cyr, Tyler	3	3	2.31	20	0	0	0	2	2	50.2	36	17	13	1	5	16	65	.201
Davis, Dylan	0	1	9.00	1	0	0	0	0	0	2.0	2	2	2	0	0	3	0	.286
Ewing, Skyler	0	0	0.00	1	0	0	0	1	1	1.0	1	0	0	0	0	0	2	.333
Halstead, Ryan	4	3	3.83	40	0	0	0	4	5	54.0	52	26	23	3	0	9	62	.249
Kaden, Connor	6	3	3.71	44	0	0	0	3	5	87.1	86	41	36	3	3	26	80	.257
Koziol, Ryan	4	3	3.01	46	0	0	0	9	11	68.2	77	32	23	2	4	13	59	.277
Marshall, Mac	0	0	4.60	4	4	0	0	0	0	15.2	11	10	8	1	0	17	14	.193
Mazza, Domenic	8	3	3.93	14	14	0	0	0	0	84.2	98	42	37	6	2	16	79	.292
McCasland, Jake	8	5	1.65	27	13	1	1	3	3	109.1	77	23	20	4	3	24	107	.197
Owen, Charles	1	0	2.08	9	0	0	0	0	0	8.2	6	2	2	0	1	2	5	.200
Pino, Luis	2	1	3.77	17	4	0	0	0	0	45.1	37	21	19	6	2	23	42	.222
Pope, Matt	0	0	9.49	9	0	0	0	0	0	12.1	13	18	13	2	0	18	16	.271
Sabo, Nick	0	0	3.86	6	0	0	0	0	0	4.2	5	2	2	1	0	3	5	.278
Santos, Michael	4	2	2.91	10	10	1	1	0	0	58.2	61	24	19	0	0	5	44	.264
Slatten, Heath	2	4	2.37	27	5	0	0	4	7	49.1	48	20	13	2	1	23	44	.254
Smith, Caleb	1	2	2.35	38	0	0	0	6	6	38.1	20	13	10	0	0	22	54	.147
Solter, Matt	4	6	6.45	14	14	0	0	0	0	68.1	87	50	49	7	2	30	60	.315
Taylor, Cory	9	5	2.58	18	18	0	0	0	0	97.2	99	44	28	4	7	25	100	.261
Vizcaino, Raffi	1	1	3.27	2	2	0	0	0	0	11.0	9	5	4	0	3	1	11	.231
Watson, Grant	3	7	4.62	17	17	0	0	0	0	78.0	84	42	40	1	6	18	68	.275
Webb, Logan	2	3	6.21	9	9	0	0	0	0	42.0	54	31	29	7	1	12	30	.303
Yanez, Cesar	0	0	4.05	13	0	0	0	0	0	13.1	12	8	6	0	1	8	19	.226
Team Total	76	63	3.42	139	139	4	12	39	48	1207.1	1163	555	459	60	51	361	1156	.251




## VOLCANOES

Volcanoes Stadium  
6700 Field of Dreams Way  
Keizer, OR 97307  
Phone: (503) 390-2225  
Fax: (503) 390-2227  
www.volcanoesbaseball.com



Cabrera



### Salem-Keizer Volcanoes Field Staff

Manager.....Jolbert Cabrera  
Pitching Coach.....Matt Yourkin  
Pitching Coach.....Jerry Cram  
Hitting Coach.....Ricky Ward  
Hitting Coach.....Thomas Neal  
Athletic Trainer.....Aguiles Torrealba

### Salem-Keizer Volcanoes

#### Northwest League Standings (Overall)

West Division	W	L	PCT	GB
Eugene Emeralds	54	22	.711	-
Hillsboro Hops	42	33	.560	11.5
Boise Hawks	33	43	.434	21.0
Salem-Keizer Volcanoes	32	42	.432	21.0

#### 2016 Playoffs

Did not appear

#### 2016 Team Leaders

(\*\*\*Minimum 180 TPA or 45 IP)

<b>AVG:</b>	Kevin Rivera (.320)***
<b>HR:</b>	Gio Brusa (10)
<b>RBI:</b>	Gio Brusa (42)
<b>RUNS:</b>	Manuel Geraldo (47)
<b>HITS:</b>	Manuel Gerardo & Kevin Rivera (81)
<b>W:</b>	Melvin Adon (5)
<b>L:</b>	Victor Conception (7)
<b>SV:</b>	Pat Ruotolo & Cesar Yanez (\$)
<b>ERA:</b>	Nolan Riggs (4.24)***
<b>IP:</b>	Melvin Adon (67.1)

### Team Information

Ballpark:.....Volcanoes Stadium "The Crater" (4,252)  
Ballpark Opened:.....1997  
President & General Manager:.....Jerry Walker  
Co-Owner:.....Bill Tucker  
President, Business Operations:.....Tom Leip  
Director of Broadcasting:.....Bill Harrington

League:.....Northwest (A-)  
Division:.....West  
First Year:.....1997  
Giants Affiliate Since:.....1997  
2016 Record (Place):.....32-42 (4th)



ADON

# SAN FRANCISCO GIANTS

## SALEM-KEIZER VOLCANOES - 2016 FINAL BATTING STATISTICS

BATTERS	AVG	G	AB	R	H	2B	3B	HR	RBI	BB	IBB	SO	SB	CS	OBP	SLG	OPS	E
Angomas, Jean	.389	9	36	4	14	5	0	0	3	1	0	3	2	1	.405	.528	.933	1
Bowers, Zack	.226	49	155	22	35	12	0	2	27	24	0	52	0	0	.335	.342	.677	3
Brusa, Gio	.264	53	220	36	58	15	3	10	42	11	0	69	1	1	.298	.495	.794	0
Cabrera, Gustavo	.246	33	122	25	30	9	1	4	13	5	0	42	1	0	.285	.434	.719	3
Compton, Chase	.211	33	114	18	24	8	0	0	16	10	0	24	3	0	.283	.281	.564	10
Edwards, Woody	.269	7	26	4	7	0	0	0	0	5	0	7	2	1	.387	.269	.656	0
Fulmer, Ashford	.292	56	202	36	59	12	3	1	24	27	0	43	12	3	.396	.396	.792	4
Geraldo, Manuel	.298	62	272	47	81	10	5	0	32	14	1	69	13	7	.333	.371	.705	21
Heyward, Jacob	.286	4	14	4	4	2	0	0	4	3	0	4	0	0	.444	.429	.873	0
Hill, Nick	.231	3	13	1	3	1	0	0	0	0	0	2	1	0	.231	.308	.538	0
Howard, Ryan	.272	59	224	33	61	10	0	4	31	13	0	24	2	2	.313	.371	.683	13
Kirby, Ryan	.260	53	196	27	51	16	1	3	28	22	1	49	1	2	.345	.398	.743	8
Manwaring, Dylan	.162	16	37	3	6	1	0	0	0	0	0	15	0	0	.184	.189	.373	1
Pena, Julio	.222	20	63	12	14	3	1	2	9	2	0	20	1	0	.242	.397	.639	1
Quinn, Heath	.337	54	205	37	69	19	1	9	34	26	0	50	3	0	.423	.571	.993	1
Reynolds, Bryan	.312	40	154	28	48	12	1	5	30	11	0	41	2	0	.368	.500	.868	1
Riley, John	.274	41	146	17	40	10	0	3	14	15	0	51	0	0	.369	.404	.773	9
Rivera, Kevin	.320	66	253	41	81	14	3	3	31	11	0	47	4	0	.352	.435	.787	15
Rodriguez, Juan	.171	9	35	6	6	0	1	0	2	0	0	4	0	1	.194	.229	.423	0
Rojas, Leo	.213	24	89	9	19	4	0	3	20	5	0	18	0	0	.271	.360	.630	2
Van Horn, Brandon	.286	2	7	2	2	0	0	1	3	1	0	1	0	0	.375	.714	.089	1
Team Total	.276	74	2583	412	712	163	20	50	363	206	2	634	49	18	.338	.412	.750	107

## SALEM-KEIZER VOLCANOES - 2016 FINAL PITCHING STATISTICS

PITCHERS	W	L	ERA	G	GS	CG	SHO	SV	SVO	IP	H	R	ER	HR	HB	BB	SO	AVG
Adon, Melvin	5	5	5.48	14	14	0	0	0	0	67.1	85	53	41	3	2	34	55	.317
Alvarado, Carlos	0	0	0.00	2	0	0	0	1	1	2.1	2	1	0	0	0	0	2	.222
Brody, Greg	0	0	6.75	2	0	0	0	0	0	1.1	2	1	1	0	0	3	1	.400
Burke, Jeff	1	2	3.26	23	0	0	0	1	3	30.1	34	17	11	0	0	10	25	.276
Concepcion, Victor	4	7	6.40	15	10	0	0	0	1	57.2	73	50	41	9	2	24	46	.313
Diaz, Carlos	1	1	4.32	10	0	0	0	0	0	8.1	9	6	4	0	0	3	7	.290
Duprey, Sidney	0	0	5.06	2	0	0	0	0	0	5.1	5	3	3	1	0	0	5	.250
Falwell, Chris	0	0	5.40	1	0	0	0	0	0	1.2	1	1	1	0	0	0	2	.167
Gettman, CJ	1	0	2.78	18	0	0	0	1	2	22.2	17	8	7	1	0	12	27	.207
Hernandez, Rayan	0	3	2.78	17	0	0	0	0	0	35.2	28	14	11	4	4	16	30	.217
Krook, Matt	1	3	6.17	11	10	0	0	0	0	35.0	35	27	24	2	5	33	39	.263
Marshall, Mac	1	6	4.73	13	13	0	0	0	0	51.1	49	34	27	3	2	48	54	.255
Medina, Hengerber	2	3	4.43	12	7	0	0	0	0	44.2	45	23	22	5	2	18	37	.257
Melo, Kendry	4	1	4.99	22	0	0	0	0	0	39.2	32	26	22	1	11	24	44	.213
Menez, Conner	0	1	7.20	1	1	0	0	0	0	5.0	5	4	4	0	1	1	4	.278
Pena, Julio	0	0	0.00	1	0	0	0	0	0	0.1	0	0	0	0	0	0	0	.000
Pope, Matt	1	1	9.09	20	0	0	0	1	1	31.2	50	36	32	3	5	22	20	.355
Riggs, Nolan	3	0	4.24	21	0	0	0	0	1	46.2	47	26	22	7	4	12	36	.264
Ruotolo, Patrick	2	2	1.42	15	0	0	0	4	6	19.0	13	5	3	0	1	14	35	.188
Sabo, Nick	2	1	4.70	15	0	0	0	0	0	63.0	25	15	12	1	3	11	19	.269
Simpson, Caleb	1	0	4.05	6	0	0	0	2	2	2.2	3	3	3	0	4	6	8	.125
Timmins, John	0	0	8.16	10	0	0	0	0	1	14.1	26	17	13	3	0	6	3	.388
Vizcaino, Raffi	0	4	4.60	11	10	0	0	1	1	47.0	56	27	24	5	4	23	43	.298
Williams, Garrett	1	2	5.68	7	7	0	0	0	0	25.1	28	18	16	1	3	14	22	.275
Woods, Stephen	1	0	5.63	2	2	0	0	0	0	8.0	7	6	5	1	0	5	12	.233
Yanez, Cesar	1	0	0.60	12	0	0	0	4	5	15.0	11	2	1	0	7	16	208	.208
Team Total	32	42	4.87	74	74	0	3	15	24	645.1	688	423	349	50	53	346	592	.273



## AZL GIANTS



Giants Baseball Complex  
8045 E. Camelback Road  
Scottsdale, AZ 85251  
Phone: (480) 990-0052  
Fax: (480) 990-2349

**AZL**

### AZL Giants Field Staff

**BORG**



Pitching Coach ..... Hector Borg  
Pitching Coach ..... Glenn Dishman  
Pitching Coach ..... Mario Rodriguez  
Hitting Coach..... Billy Horton

### AZL Giants

#### Arizona League Standings (Overall)

East Division	W	L	PCT	GB
AZL Athletics	29	24	.547	-
AZL Angels	29	27	.518	1.5
AZL Giants	28	27	.509	2.0
AZL Cubs	28	28	.500	2.5
AZL D-Backs	27	29	.482	3.0

#### 2016 Playoffs

Did not appear

#### 2016 Team Leaders

(\*\*\*Minimum 150 TPA or 40 IP)

<b>AVG:</b>	Sandro Fabian (.340)***
<b>HR:</b>	Michael Bernal (4)
<b>RBI:</b>	Sandro Fabian (35)
<b>RUNS:</b>	Nick Hill (31)
<b>HITS:</b>	Nick Hill (41)
<b>W:</b>	Caleb Baragar (5)
<b>L:</b>	Alex Bostic (4)
<b>SV:</b>	Julio Benitez & John Timmins (3)
<b>ERA:</b>	D.J. Meyers (1.70)***
<b>IP:</b>	D.J. Meyers (58.1)

### Team Information

Ballpark:.....Giants Baseball Complex on Camelback  
Ballpark Opened:..... N/A  
Ownership:.....San Francisco Giants  
League:..... Arizona League (R)  
Division:.....East  
2016 Record (Place).....28-27 (1st)



**FABIAN**

# GENERAL INFORMATION

## AZL GIANTS - 2016 FINAL BATTING STATISTICS

BATTERS	AVG	G	AB	R	H	2B	3B	HR	RBI	BB	IBB	SO	SB	CS	OBP	SLG	OPS	E
Albertson, Will	.213	14	47	6	10	1	1	0	4	1	0	7	0	0	.245	.277	.521	1
Beltre, Kelvin	.333	7	24	3	8	4	1	0	5	1	0	4	1	0	.360	.583	.943	2
Bernal, Michael	.260	44	146	18	38	11	4	4	34	11	1	44	2	0	.337	.473	.810	7
*Bono, Christoph	.194	25	62	3	12	2	1	0	3	8	1	21	4	1	.333	.258	.591	0
Brickhouse, Cody	.271	17	48	7	13	1	0	0	6	11	0	9	0	0	.417	.292	.708	3
Case, Bryan	.091	3	11	1	1	1	0	0	0	1	0	4	0	0	.167	.182	.348	0
Denorfia, Chris	.350	6	20	2	7	4	0	0	1	2	0	4	0	0	.435	.550	.985	0
Drabek, Kyle	.160	10	25	2	4	1	0	0	3	2	0	6	0	0	.214	.200	.414	6
Edie, Mikey	.217	35	143	22	31	5	2	0	11	8	0	44	10	4	.287	.280	.566	3
Edwards, Woody	.294	21	68	6	20	2	0	0	6	5	0	11	8	2	.360	.324	.684	0
Fabian, Sandro	.340	42	159	30	54	13	5	2	35	7	0	28	3	1	.364	.522	.886	1
Garcia, Aramis	.227	6	22	1	5	1	0	0	4	0	0	1	0	0	.217	.273	.490	0
Heyward, Jacob	.337	28	95	27	32	10	5	1	21	24	1	30	10	2	.488	.579	1.067	1
Hill, Nick	.263	45	175	31	46	8	3	0	16	9	1	47	17	2	.330	.343	.673	16
Howard, Ryan	.250	2	8	1	2	0	0	0	0	2	0	0	0	0	.400	.250	.650	3
avier, Nathanael	.327	17	55	7	18	2	0	0	4	0	0	14	0	0	.327	.364	.691	5
Kirby, Ryan	.375	2	8	3	3	0	0	0	2	0	0	2	0	0	.333	.375	.708	0
Lacen, Luis	.056	7	18	0	1	0	0	0	1	1	0	7	2	0	.105	.056	.161	2
Layer, Jose	.283	15	53	9	15	5	0	0	9	5	1	7	1	4	.356	.377	.733	0
Matranga, Ryan	.333	5	9	1	3	2	0	0	1	0	0	0	0	0	.333	.556	.889	0
Medrano, Robinson	.222	34	108	11	24	7	2	1	13	10	0	30	2	4	.289	.352	.641	8
Mendoza, Beicker	.272	30	114	12	31	5	0	0	12	4	0	31	1	0	.300	.316	.616	1
Murray, Byron	.083	4	12	1	1	0	0	0	1	3	0	5	0	0	.250	.083	.333	0
Parra, Jeffrey	.275	16	40	6	11	1	0	1	2	3	0	8	0	1	.370	.375	.745	1
Polonius, John	.400	10	35	10	14	0	2	1	4	3	0	8	2	0	.462	.600	1.062	3
Quinn, Heath	.600	2	5	4	3	1	0	0	0	2	0	1	0	0	.778	.800	1.578	0
Ramirez, A.J.	.121	14	33	3	4	1	1	0	2	4	0	10	1	0	.216	.212	.428	5
Sabanosh, Connor	.265	12	34	8	9	2	0	0	6	4	0	9	0	0	.381	.324	.704	1
Santiago, Hector	.167	16	42	2	7	1	0	0	4	1	0	18	0	0	.182	.190	.372	7
Tona, Jesus	.148	11	27	2	4	0	1	0	2	1	1	5	0	0	.179	.222	.401	1
Van Horn, Brandon	.231	47	160	25	37	7	2	0	15	24	0	47	5	5	.328	.300	.628	11
Ziegler, Malique	.290	18	62	11	18	4	2	0	5	10	0	15	4	1	.384	.419	.803	0
Team Total	.260	55	1868	275	486	102	32	10	232	167	6	477	73	27	.334	.365	.699	98

## AZL GIANTS - 2016 FINAL PITCHING STATISTICS

PITCHERS	W	L	ERA	G	GS	CG	SHO	SV	SVO	IP	H	R	ER	HR	HB	BB	SO	AVG
Alleman, Justin	0	0	11.81	5	0	0	0	0	1	5.1	9	7	7	1	1	1	4	.360
Amaya, Luis	1	0	3.68	5	0	0	0	0	1	2	7.1	9	3	3	0	0	3	.290
Avila-Leeper, Cameron	0	0	0.00	2	0	0	0	0	0	3.0	1	0	0	0	0	0	4	.100
Baragar, Caleb	5	2	2.28	14	10	0	0	0	1	55.1	47	17	14	2	0	16	50	.236
Bazar, Reagan	2	2	4.91	16	0	0	0	0	1	18.1	23	13	10	0	1	13	15	.311
Benitez, Julio	3	2	3.79	15	1	0	0	3	3	38.0	37	22	16	2	0	11	31	.252
Bostic, Alex	2	4	5.59	13	10	0	0	0	0	46.2	51	36	29	2	0	27	39	.271
Brody, Greg	0	0	0.00	2	0	0	0	0	0	2.0	0	0	0	0	1	0	2	.000
Cabrera, Sandro	2	2	2.81	17	1	0	0	1	1	41.2	33	20	13	2	3	14	38	.209
Cain, Matt	0	0	5.40	1	1	0	0	0	0	3.1	3	2	2	1	0	0	6	.231
Deeg, Nick	1	1	4.12	8	3	0	0	0	1	19.2	23	9	9	1	2	7	19	.288
Duprey, Sidney	2	2	1.61	8	1	0	0	0	1	22.1	18	8	4	0	1	10	12	.207
Falwell, Chris	3	1	2.73	12	3	0	0	1	1	33.0	32	12	10	0	3	12	20	.256
Gettman, CJ	0	0	0.00	2	0	0	0	1	1	1.0	0	0	0	0	1	0	1	.000
Greenwalt, Jake	0	1	5.79	16	0	0	0	1	2	18.2	23	17	12	4	3	10	13	.295
Heston, Chris	0	0	0.00	2	2	0	0	0	0	6.2	7	0	0	0	0	2	7	.259
Javier, Nathanael	0	1	0.00	1	0	0	0	0	0	1.2	1	1	0	0	0	1	1	.167
Krook, Matt	0	1	1.59	2	1	0	0	0	0	5.2	6	4	1	0	1	2	2	.261
Menez, Conner	2	0	2.57	8	2	0	0	0	0	21.0	15	7	6	0	1	4	26	.190
Myers, DJ.	3	2	1.70	14	9	0	0	0	0	58.1	60	17	11	4	2	5	52	.260
Ortiz, Randy	0	1	10.12	2	0	0	0	0	1	2.2	3	3	3	0	0	6	3	.333
Owen, Charles	1	0	0.00	3	0	0	0	1	1	3.1	2	0	0	0	0	0	2	.182
Parra, Olbis	0	1	2.45	4	0	0	0	0	0	3.2	4	2	1	0	0	0	0	.267
Ruotolo, Patrick	0	0	0.00	4	0	0	0	0	0	5.0	3	1	0	0	0	0	7	.167
Santos, Wilson	0	0	2.35	6	0	0	0	1	1	7.2	5	2	2	0	0	3	10	.192
Timmins, John	0	1	4.50	8	0	0	0	3	4	8.0	11	7	4	0	0	8	3	.333
Williams, Garrett	1	0	2.57	3	1	0	0	0	1	7.0	4	2	2	0	0	3	5	.174
Woods, Stephen	0	2	2.67	10	8	0	0	0	0	27.0	25	19	8	0	3	17	25	.236
Woods, Stetson	0	1	13.50	4	2	0	0	0	0	8.2	18	14	13	1	2	5	10	.429
Team Total	28	27	3.36	55	55	0	4	15	23	482.0	473	245	180	20	25	180	414	.253



## THE DIAMOND - STADIUM FACTS

The Diamond serves as the home venue for Flying Squirrels baseball as they represent the San Francisco Giants in the Eastern League of Professional Baseball Clubs. The facility was previously the home of the Richmond Braves (Triple-A - International League) from 1985-2008. Following the 2008 season, the Richmond Braves relocated to Gwinnett, GA, becoming the Gwinnett Braves beginning in the 2009 season. Although Virginia Commonwealth University (VCU) continued to play their home games at The Diamond during the 2009 season, the ballpark was void of professional baseball for the first time since its construction. The ballpark was operated by the Richmond Metropolitan Authority (RMA). Upon their inception, the Flying Squirrels and the RMA signed a two-year lease agreement (2010-2011) with three club option years. Prior to the 2010 season, The Flying Squirrels committed more than two million dollars to renovate The Diamond. Included in those renovations was the replacement of aluminum-bleachers in the lower bowl of the ballpark with 3,164 state-of-the-art fold-down seats (pictured below). The top 11 rows of the upper bowl were also eliminated to create room for banner signage that allows the overall look of the park to become more cohesive and lowers capacity to a more intimate 9,560. The Flying Squirrels continued to enhance and refurbish their home park prior to the 2011 season, investing another \$250,000 into the park. Included in the upgrades were; converting the existing line-scoreboard to an LED display (Time Technologies), construction of a Speed of Pitch display in right-center field (Daktronics), converting existing clock in right field to an LED display, creation of party decks behind home plate and the "Cupid Section" down the right-field line, and the refurbishing of the "batter's eye" in center field. Although they continue to strive towards building a new facility, the Squirrels recognized the need to replace the playing surface at The Diamond to create a suitable competitive environment for Giants's and Eastern League prospects. To that aim, \$100,000 was invested in installing a new drainage system and infield surface prior to the 2013 season.



The Flying Squirrels continued to improve the fan experience in 2015 and 2016. Prior to the 2015 season, installation of individual seats in the upper level replaced the silver reserve bench style seating. The new "terrace level" seating provides a more comfortable viewing experience. A new stage was also constructed over the top of the front steps and the old stage was removed to open the concourse and improve traffic flow. Additional food carts and vendors on main concourse were also added and a new party deck at the end of the upper deck on the 3rd base line was created for groups.

## THE DIAMOND - STADIUM FACTS



The Flying Squirrels continued to improve the fan experience in 2015 and 2016. Prior to the 2015 season, installation of individual seats in the upper level replaced the silver reserve bench style seating. The new "terrace level" seating provides a more comfortable viewing experience. A new stage was also constructed over the top of the front steps and the old stage was removed to open the concourse and improve traffic flow. Additional food carts and vendors on main concourse were also added and a new party deck at the end of the upper deck on the 3rd base line was created for groups.

### The Diamond - Facts & Figures

#### CAPACITY

Overall Capacity.....	9,560
Chik-fil-A Richmond Field Level Capacity.....	3,164
Terrace Level Capacity.....	2,218
Gold Level Capacity.....	3,956
Suites Capacity.....	180
Handicapped Accessible Capacity.....	42

#### HISTORY

First Game.....	April 17, 1985
First Flying Squirrels' Game.....	April 15, 2010
Original Capacity.....	12,134

#### DIMENSIONS

Left Field.....	330 Feet
Center Field.....	402 Feet
Right Field.....	330 Feet
Playing Surface.....	Natural Grass
Fence Height.....	10 Feet
Bullpens.....	Out of Play

#### AESTHETICS

Video Board.....	Daktronics (2010)
Scoreboard.....	Time Technologies (2011)
Speed of Pitch.....	Daktronics (2011)



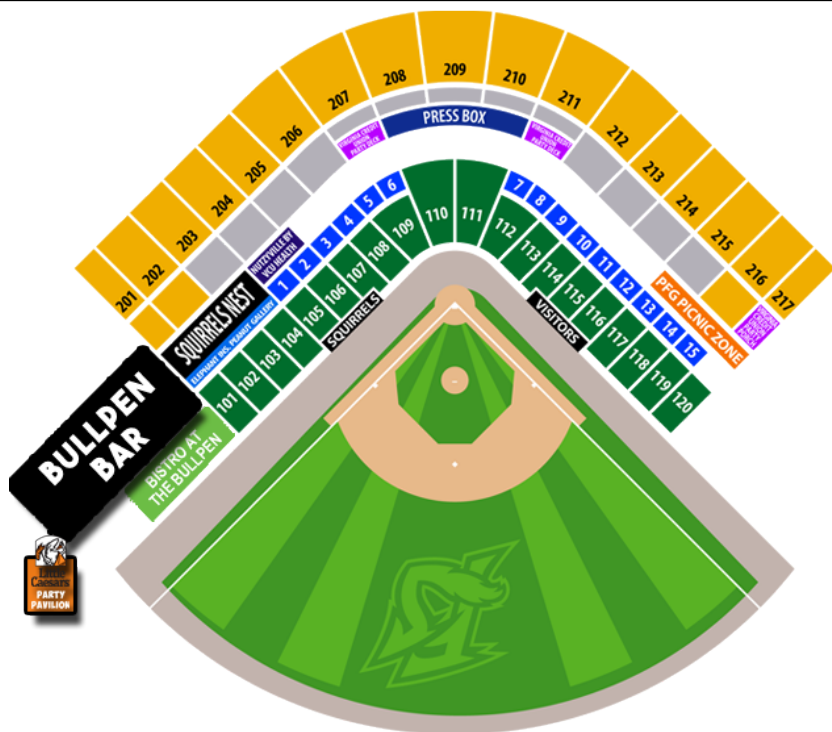
#### Bulpen Bar & Bistro at the Bulpen

In 2016 the Bulpen Bar was constructed down the right field line, directly above the Flying Squirrels bullpen. The Bulpen Bar was designed to be open to all guests at the Diamond. The area provides an entirely different vantage point of the action and has become a gathering space for small groups of fans. The Bulpen Bar opened with a variety of Stone Brewing beers, bar top tables and an on top-of-the action feel. In 2017, the Bistro at the Bulpen was also added to the Bulpen Bar area. The Bistro is an exclusive group area that provides an all-you-can-eat menu option throughout the entire game.

# GENERAL INFORMATION



## FLYING SQUIRRELS TICKET INFORMATION



**Chik-fil-A Richmond Level Seating**  
Advanced: \$12  
Day of Game: \$14

**Terrace Level Seating**  
Advanced: \$10  
Day of Game: \$12

**General Admission**  
Advanced: \$8  
Day of Game: \$9

**PEANUT GALLERY**  
Advanced: \$30 per pair  
Day of Game: \$30 per pair

Insurance Tickets are Available for Field, Terrace, and GA Seating for an Additional \$2

## FLYING SQUIRRELS PREGAME FIELD TIMES

### Field Times

7:05 PM

4:00 - 5:00 - Home BP/Infield  
5:00 - 6:00 - Visitor's BP/Infield  
6:00 - Grounds Crew

6:35 PM

3:30 - 4:30 - Home BP/Infield  
4:30 - 5:30 - Visitor's BP/Infield  
5:30 - Grounds Crew

6:05 PM

3:00 - 4:00 - Home BP/Infield  
4:00 - 5:00 - Visitor's BP/Infield  
5:00 - Grounds Crew

12:05 PM

\*All Batting in Cages  
10:45 - 10:55 - Home Infield  
10:55 - 11:05 - Visitor's Infield  
11:05 - Grounds Crew

10:35 AM

\*All Batting in Cages  
9:20 - 9:30 Home Infield  
9:30 - 9:40 - Visitor Infield  
9:40 - Grounds Crew

## MEDICAL GLOSSARY

**Abscess:** an infection, which produces pus; can be result of blister, callus, penetrating wound or laceration.

**Anterior Cruciate Ligament (ACL):** a primary stabilizing ligament within the center of the knee joint that prevents hyperextension and excessive rotation of the joint. A complete tear of the ACL necessitating reconstruction could require up to 12 months of rehabilitation.

**Anti-Inflammatory:** any agent, which prevents inflammation, such as aspirin or ibuprofen.

**Anteriogram:** a film demonstrating arteries after injection of dye.

**Arthrogram:** x-ray technique for joints using air and/or dye injected into the affected area; useful in diagnosing meniscus tears of the knee and rotator cuff.

**Arthroscope:** an instrument used to visualize the interior of a joint cavity.

**Arthroscopy:** a surgical examination of the internal structures of a joint by means of viewing through an Arthroscope. An arthroscopic procedure can be used to remove or repair damaged tissue or as a diagnostic procedure in order to inspect the extent of any damage or confirm a diagnosis.

**Atrophy:** to shrivel or shrink from disuse, as in muscular atrophy.

**Baker's Cyst:** localized swelling of a bursa sac in the posterior knee as a result of fluid that has escaped from the knee capsule. A Baker's cyst indicates that there is trauma inside the knee joint that leads to excessive fluid production.

**Bone Scan:** an imaging procedure in which a radioactive-labeled substance is injected into the body to determine the status of a bone injury. If the bone at the injury site takes up the radioactive substance, the injury will show a "hot spot" on the scan image. The bone scan is particularly useful in the diagnosis of stress fractures.

**Bursa:** a fluid-filled sac that is located in areas where friction is likely to occur; then minimizes the friction; for example between a tendon and a bone.

**Capsule:** an enclosing structure, which surrounds the joint and contains ligaments, which stabilize that joint.

**CAT Scan:** use of a computer to produce a cross sectional view of the anatomical part being investigated from x-ray data.

**Cellulitis:** inflammation of cellular of connective tissue

**Cervical Vertebrae:** group of seven vertebrae located in the neck.

**Collateral Ligament:** on either side of and acting as a radius of movement, a hinge joint, as of the elbow, knee and wrist.

**Concussion:** jarring injury of the brain resulting in dysfunction. It can be graded as mild, moderate or severe depending on loss of consciousness, amnesia and loss of equilibrium.

**Contusion:** an injury to a muscle and tissues caused by a blow from a blunt object

**Degenerative Joint Disease:** changes in the joint surfaces as a result of repetitive trauma.

**Deltoid Ligament:** ligament that connects the tibia to bones of the medial aspect of the foot and is primarily responsible for stability of the ankle on the medial side. Is sprained less frequently than other ankle ligaments.

**Deltoid Muscle:** muscles at the top of the arm, just below the shoulder, responsible for shoulder motions to the front, side and back.

**Disc, Intervertebral:** a flat, rounded plate between each of vertebrae of the spine. The disc consists of a

thick fiber ring, which surrounds a soft-gel like interior. It functions as a cushion and shock absorber for the spinal column.

**Dislocation:** complete displacement of joint surfaces

**Ecchymosis:** bleeding into the surface tissue below the skin, resulting in a "black and blue" effect.

**Effusion:** accumulation of fluid in various spaces in the body. Commonly, the knee has an effusion after an injury.

**Electromyogram (EMG):** test to determine nerve function

**Epicondylitis:** inflammation in the elbow due to overuse

**Fracture:** breach in continuity of bone. Types of fractures include simple, compound, comminuted, greenstick, incomplete, impacted, longitudinal, oblique, stress or transverse.

**Grade One Injury:** a mild injury in which ligament, tendon, or other musculoskeletal tissue may have been stretched or confused, but not torn or otherwise disrupted.

**Grade Two Injury:** a moderate injury in which musculoskeletal tissue has been partially, but not totally torn which causes appreciable limitation in function of the injured tissue.

**Grade Three Injury:** a severe injury in which tissue has been significantly, and in some cases totally, torn or otherwise disrupted causing a virtual total loss of function.

**Hematoma:** tumor-like mass produced by an accumulation of coagulated blood in a cavity.

**Inflammation:** the body's natural response to injury in which the injury site might display various degrees of pain, swelling, heat, redness and/or loss of function.

**Labrum:** an edge, rim or lip-shaped structure found in the shoulder joint.

**Ligament:** band of fibrous tissue that connects bone to bone or bone to cartilage and supports and strengthens joints.

**Magnetic Resonance Imaging (MRI):** imaging procedure in which a radio frequency pulse causes certain electrical elements of the injured tissue to react to this pulse and through this process a computer display and permanent film establish a visual image. MRI does not require radiation and is very useful in the diagnosis of soft tissue, disc and meniscus injuries.

**Meniscus:** crescent shaped cartilage, usually pertaining to the knee joint; also known as "cartilage." There are two menisci in the knee, medial and lateral. These work to absorb weight within the knee and provide stability.

**Metacarpals:** five long bones of the hand running from the wrist to the fingers.

**Metatarsals:** five long bones of the foot, running from the ankle to the toes.

**Patella Tendinitis:** inflammation of the patellar ligament; also known as "jumpers knee."

**Patellofemoral Joint:** articulation of the kneecap and femur. Inflammation of this joint can occur through: 1) acute injury to the patella, 2) overuse from excessive running particularly if there is an associated knee weakness, 3) chronic wear and tear of the knee, 4) as a result of poor foot mechanics. Patellofemoral irritation can lead to chondromalacia, which in its most chronic condition, could require surgery.

**Plica:** fold of tissue in the joint capsule and a common result of knee injury.

**Posterior Cruciate Ligament (PCL):** a primary stabilizing ligament of the knee that provides significant

stability and prevents displacement of the tibia backward within the knee joint. A complete tear of this ligament necessitating reconstruction could require up to 12 months of rehabilitation.

**Reconstruction:** surgical rebuilding of a joint using natural, artificial or transplanted materials.

**Rotator Cuff:** comprised of four muscles in the shoulder area that can be irritated by overuse. The muscles are the supraspinatus (most commonly injured), infraspinatus, teres minor and subscapularis.

**Rotator Cuff Impingement Syndrome:** a microtrauma or overuse injury caused by stress, and the four stages are: 1) tendinitis with temporary thickening of the bursa and rotator cuff; 2) fiber dissociation in the tendon with permanent thickening of the bursa and scar formation; 3) a partial rotator cuff tear of more than one cm and 4) a complete tear of one cm or more.

**Scapula:** shoulder blade.

**Sciatica:** irritation of the sciatic nerve resulting in pain or tingling running down the inside of the leg.

**Sciatic Nerve:** major nerve that carries impulses for muscular action and sensations between the low back and thigh and lower leg; it is the longest nerve in the body.

**Shin Splint:** a catch-all syndrome describing pain in the shin that is not a fracture or tumor and cannot be defined otherwise.

**Spondylolisthesis:** forward displacement of one vertebrae over another below it due to a developmental defect in the vertebrae.

**Sprain:** injury resulting from a stretch or twist of the joint and causes various degrees of stretch or tear to the muscle or tendon tissue.

**Strain:** injury resulting from a pull or torsion to the muscle or tendon that causes various degrees of stretch or tear to the muscle or tendon tissue.

**Stress Fracture:** a hair-line type break in a bone caused by overuse.

**Stress x-ray:** a continual x-ray taken when a portion of the body is stressed to its maximum in order to determine joint stability. This is a test utilized in some ankle injuries.

**Subluxation:** partial dislocation of a joint. The term usually implies that the joint can return to its normal position without formal reduction.

**Tarsals:** a group of seven bones of the foot consisting of the calcaneus, talus, cuboid and three cuneiform bones.

**Tendinitis:** inflammation of the tendon and/or tendon sheath, caused by chronic overuse or sudden injury.

**Tendon:** tissue that connects muscle to bone.

**Tomograph:** a special type of x-ray apparatus that demonstrates an organ or tissue at a particular depth.

**Transverse Process:** small lateral projection off the right and left side of each vertebra that functions as an attachment site for muscles and ligaments of the spine.

**Triangular Cartilage:** a connective tissue characterized by its nonvascularity and firm consistency; located on the little finger side of the wrist.

**Ulnar Nerve:** nerve in the elbow commonly irritated by excessive throwing.

**Wrist:** the junction between the two forearm bones (radius and ulna) and the eight wrist bones (trapezium, capitate, hamate, pisiform, triquetrum, lunate and scaphoid).



## FLYING SQUIRRELS MEDIA POLICIES

**SEASON CREDENTIALS:** Season credentials for the 2015 season will only be issued to legitimate news gathering organizations that cover the Flying Squirrels on a daily basis. The Flying Squirrels will contact media outlets on an individual basis regarding season-long credentials. Other media organizations that would like to request a season credential can do so by sending that request on company letterhead via fax (804-359-1373) or as an email attachment to Jay Burnham at [jay.burnham@squirrelsbaseball.com](mailto:jay.burnham@squirrelsbaseball.com).

**DAILY CREDENTIALS:** Daily credentials will be issued to those individuals or organizations who do not qualify for season credentials, including freelance writers and weekly and monthly publications. Daily credentials will also be issued to radio and TV stations when the need arises for extra pre/post-game personnel and to newspaper reporters providing extra coverage. The Flying Squirrels Media Relations Department should be notified at least 24 hours in advance of the game in which daily credentials are being requested. Requests should be made via email to Jay Burnham at [jay.burnham@squirrelsbaseball.com](mailto:jay.burnham@squirrelsbaseball.com). Once approved, credentials will be available for pickup at the media will call window.

**CREDENTIAL PICKUP:** The Flying Squirrels will notify those qualifying for season credentials on an individual basis prior to the season regarding pickup. Daily Credentials will only be available for pickup at the media will call window.

**OTHER ACCEPTABLE CREDENTIALS:** The Flying Squirrels will also honor credentials from the San Francisco Giants, National and American Leagues, the Baseball Writer's Association of America and Minor League Baseball.

**PHOTOGRAPHERS:** During games, photographers must work out of the photography wells adjacent to both dugouts. Special requests should be directed to Jay Burnham, Manager at least 24 hours in advance of game.

**CLUBHOUSE POLICIES:** In accordance with the regulations designated by the San Francisco Giants and Major League Baseball, both clubhouses will be open to credentialed media from 3 1/2 hours prior to game time until 45 minutes prior to game time. Following the game, clubhouses will be closed for a period of five minutes to allow the team ample time to return to the clubhouse. The clubhouse areas are also closed when the teams are on the field, unless previously approved by the Flying Squirrels Media Relations Department. There will be no clubhouse access during rain delays or between games of a doubleheader.

**FIELD ACCESS:** Credentialed media are permitted access to the field and dugout areas, but are not permitted to cross the foul lines under any circumstance. Media in violation of this policy are subject to credential revocation. Media must leave the field and dugout areas no later than 45 minutes prior to the game time.

**PRESS BOX SPACE:** The Flying Squirrels give preferred press box seating to those organizations that cover the team the most frequently. If your media organization needs special space requirements, please contact the Flying Squirrels Media Relations Department at least 24 hours prior to those dates.

**PARKING:** Media members holding season credentials are permitted to park their vehicles in the media parking area at The Diamond. Your credential will also serve as your parking pass to gain admittance to lot. Media is not permitted to park in ballpark tunnel (under The Diamond) at anytime.

**INTERVIEW POLICY:** The Flying Squirrels Media Relations Department will be glad to assist members of the media in procuring interviews with Flying Squirrels players and coaching staff members. Media members wishing to do an off-site interview or feature story should contact the Flying Squirrels no later than 48 hours prior to the scheduled interview time. Interview requests do not guarantee interview availability, as the Flying Squirrels respect the players and coaches wishes in all matters. No one will be permitted to interview starting pitchers prior to a game on the day of their start. No exceptions.

### Media Relations Contacts

**Jay Burnham, Dir. Broadcast & Media**  
Office: (804) 359-3866 x308  
Cell: (267) 994-0255  
Email: [jay.burnham@squirrelsbaseball.com](mailto:jay.burnham@squirrelsbaseball.com)

**Sam Ravech, Radio Broadcaster**  
Office: 804-359-3866  
Cell: 860-305-0311  
Email: [sam.ravech@squirrelsbaseball.com](mailto:sam.ravech@squirrelsbaseball.com)

**Edwin Rodriguez, Social Media Manager**  
Office: 804-359-3866  
Cell: 804-389-9502  
Email: [edwin@squirrelsbaseball.com](mailto:edwin@squirrelsbaseball.com)

### Local Media Contact Information

#### Television:

WWBT TV - 12 NBC - Matt Estreich.....	804.837.3223
WWBT TV - 12 NBC - Marc Davis .....	804.230.2613
WRIC TV - 8 ABC - Mitch Carr .....	804.339.6207
WRIC TV - 8 ABC - Chip Brierre.....	804.330-8814
WTVR TV - 6 CBS - Lane Casadonte .....	804.254.3645
WTVR TV - 6 CBS - Shawn Robertson.....	804.254.3600

#### Radio:

Fox Sports Richmond -Aaron Trimmer .....	804.474.0180
ESPN Radio 950 AM - Mitchell Bradley .....	804.233.7666

#### Newspaper:

Richmond Times-Dispatch - John O'Connor.....	804.649.6233
--	--------------



# GENERAL INFORMATION

## NOTES