

WEST VIRGINIA POWER GAME NOTES

South Atlantic League - Class-A affiliate of the Seattle Mariners since 2019 - 601 Morris St. Suite 201- Charleston, WV 25301 - 304-344-2287 - www.wvpower.com - Media Contact: David Kahn

WEST VIRGINIA POWER (30-33) VS. DELMARVA SHOREBIRDS (46-16)

Game: 64 (Home: 33 [18-14]) | June 10, 2019 | Appalachian Power Park | Charleston, W.Va.
Radio: The Jock 1300 and 1340 AM - wvpower.com Airtime: 6:45 P.M.

THE PITCHING MATCH-UP:

RHP Ryne Inman (5-5, 4.42 ERA) vs. RHP Grayson Rodriguez (6-1, 2.63 ERA)

Inman: Has spun three quality starts in his last four outings (Last start: 6.1 IP, 3 ER, 5K, L at HIC)
Rodriguez: Was beaten up by Kannapolis in his last start June 4, allowing seven runs over 5 IP



POWER DROPS FINALE 7-4: Keegan McGovern smacked his second home run of the season, but the Greenville Drive touched up Clay Chandler for the second straight start, using a three-run first and four unanswered in the fifth and sixth to hand West Virginia a 7-4 loss in the series finale Sunday afternoon at Appalachian Power Park. Greenville boosted themselves ahead in the first three batters of the game, as Cole Brannen and Tyler Esplin both reached and Devlin Granberg smacked a three-run homer for a 3-0 lead. McGovern's solo shot snagged one back in the home half of the first, while Manny Pazos brought the Power within one in the second with an RBI single to left. West Virginia took a short-lived lead in the fourth, as Jake Anchia singled to lead off the inning and Cesar Izturis Jr. worked a one-out walk to set the stage for Nick Rodriguez, who doubled them both in for a 4-3 advantage. However, Jordan Wren vaulted the Drive back in front in the ensuing frame with a two-run bomb, and Kole Cottam added a run-scoring single later in the stanza to end Chandler's afternoon on the hill. Devin Sweet took over in the fifth and got out of it on one pitch before dealing through the sixth and the seventh while allowing just one hit. Elias Espino spun the final two innings and gave up one base knock while striking out a pair.

SWEET AS HONEY: Since May 13, Bobby Honeyman has been one of the hottest hitters in the Power's lineup. In that 25-game stretch, Honeyman has hit safely in 21 of those contests while posting a .295 average with one homer and 11 RBI. His .295 clip is the highest on the Power in this span. Honeyman has also compiled two eight-game hitting streaks since mid-May, posting one from May 13-20 and May 24-June 2 with identical .344 averages.

HOMER HAPPY AT HOME: McGovern's first-inning blast notched West Virginia's 52nd home run of the season, tied with the Charleston RiverDogs for third-most in the South Atlantic League (Greensboro, 65 and Hickory, 69). Appalachian Power Park has been quite the hitter-friendly environment for the Power, as the sluggers have pounded 33 balls out of the ballpark in 32 games, also third-most in the league behind Greensboro (34) and Hickory (45).

MASHING MCGOVERN: McGovern has become a lethal part of West Virginia's lineup over his first nine games with the team. The University of Georgia product has hit safely in six of his last seven games, and has reached base safely in nine of the 10 contests he has played in (only two without a hit). The slugger has a .263 average with two homers and five RBI thus far in his short stint with the Power.

NEARLY UNSTOPPABLE NICK: Rodriguez had quite the series against the Greenville Drive, going 5-for-12 (.417) with two doubles and four RBI. His five knocks and four RBI are both the most the Power infielder has had in any series this season. Rodriguez has hit safely in four of his last five games, including a season-best three-hit game June 7.

"DRIVE"ING HIM CRAZY: For the second straight outing, Chandler did not fare well against the Greenville Drive. In his previous start in Greenville May 19, the Drive battered him around over 3.2 innings, tagging him for a career-high eight runs and 11 hits allowed. Overall, Chandler is 0-2 against Greenville in three starts with an 8.78 ERA, his highest ERA against an opposing team this season.

ALL-STAR ARIAS: Despite allowing his inherited runner to score in the fifth inning, Dayeison Arias spun another scoreless frame Saturday night, stretching his streak of not allowing an earned run to 18.2 innings across 13 appearances. In this stretch, the South Atlantic League Midseason All-Star has finished seven games and picked up one hold and one save. He has fanned 23 batters compared to five walks while only surrendering three unearned runs on eight hits and holding opposing hitters to a .117 average against him. No other pitcher in the South Atlantic League who has thrown as many innings as Arias has holds a spotless ERA during this time frame.

MIREN IN A TOUGH STRETCH: After posting the second-best record in team history through 24 games in April (17-7), the Power has gone 13-26 and been one of the worst teams, statistically speaking, across all of Minor League Baseball. Since May 1, West Virginia's team ERA is 5.52, the second-worst mark in MiLB from the Double-A level down (Salem Red Sox, High-A, 5.54 ERA), while their 26 losses are tied for second-most and their 13 wins are tied for ninth-lowest. The Power's .224 average in this span is eighth-lowest in Minor League Baseball as well.

POWER POINTS: The Power did not commit an error for the 22nd time this year... West Virginia went 2-for-14 with runners in scoring position, stranding nine men on base... Izturis Jr. posted his eighth two-hit game of the season.

2019 SOUTH ATLANTIC LEAGUE FIRST HALF STANDINGS

Northern Division

* = Division; & = Wild Card

W-L	GB	PCT
Delmarva 46-16	--	.742
Greensboro 40-23	6.5	.635
Hickory 38-22	7.0	.633
West Virginia 30-33	ELIM	.476
Hagerstown 28-35	ELIM	.444
Kannapolis 26-35	ELIM	.426
Lakewood 24-39	ELIM	.381

Italics=Eliminated from Playoffs

Southern Division

* = Division Winner

W-L	GB	PCT
Charleston 34-29	--	.540
Lexington 33-29	0.5	.532
Augusta 31-30	2.0	.508
Greenville 28-35	6.0	.444
Asheville 27-36	7.0	.429
Rome 26-36	7.5	.419
Columbia 23-36	ELIM	.390

Italics=Eliminated from Playoffs



PITCHING PROBABLES

Date	Opponent/Time	Probable Pitchers (Away vs. Home)
6/11/19	Delmarva/7:05PM	LHP Drew Rom (4-0, 1.36 ERA) vs. RHP Damon Casetta-Stubbs (2-5, 8.22 ERA)
6/12/19	Delmarva/7:05PM	LHP Nick Vespi (3-3, 4.60 ERA) vs. LHP Steven Moyers (5-4, 4.77 ERA)
6/13/19	Hagerstown/7:05PM	RHP Deivy Florido (2-2, 3.95 ERA) vs. TBD
6/14/19	Hagerstown/7:05PM	RHP Clay Chandler (6-3, 3.56 ERA) vs. TBD

CURRENT HOMESTAND

Record: 1-3	Season Highs
Batting Statistics:	Batting Statistics:
AVG: .222 (31-for-134)	AVG: .266 (55-for-207)
AB: 134	AB: 249
RISP: 9-for-46 (.196)	RISP: 15-for-46 (.326)
H: 31	High H: 55/Low H: 47
R: 13	High R: 43/Low R: 28
HR: 2	High HR: 11/Low HR: 4
BB: 7	BB: 34
SO: 41	High SO: 74/Low SO: 53
SB: 1	SB: 6
Defensive Statistics:	Defensive Statistics:
W-L: 1-3	W-L: 6-1
ERA: 5.50	ERA: 1.93
Quality Starts: 1	Quality Starts: 3
IP: 36.0	IP: 63.0
H: 37	H: 88
R: 24	High R: 57/Low R: 16
ER: 22	High ER: 48/Low ER: 12
SV/OPP: 1/1	SV/OPP: 2/2 (2x)
BB: 16	High BB: 25/Low BB: 14
SO: 39	High SO: 79/Low SO: 62
HR: 4	High HR: 7/Low HR: 3
Errors: 1	High Errors: 11/Low E: 4

2019 VS. SHOREBIRDS

Date	Location	Result
June 10	Charleston	7:05 P.M.
June 11	Charleston	7:05 P.M.
June 12	Charleston	7:05 P.M.
July 9	Charleston	7:05 P.M.
July 10	Charleston	7:05 P.M.
July 11	Charleston	7:05 P.M.
July 18	Charleston	7:05 P.M.
July 19	Charleston	7:05 P.M.
July 20	Charleston	6:05 P.M.
July 21	Charleston	2:05 P.M.
August 12	Delmarva	7:05 P.M.
August 13	Delmarva	7:05 P.M.
August 14	Delmarva	7:05 P.M.

2018 Results
WV 4-3

All-Time SAL Series
WV leads 97-87

POWER AT A GLANCE

2019 Season Leaders (Active Only)	
Batting Avg:	Joseph Rosa - .258
Home Runs:	Anchia/Pena - 8
RBI:	Onil Pena - 31
Stolen Bases:	Charlie McConnell - 6
Wins:	Clay Chandler - 6
Innings:	Clay Chandler - 78.1
ERA:	Clay Chandler - 3.56
Strikeouts:	Steven Moyers - 71
Saves:	Arias/Ellingson - 3

This Date in Mariners History (2002)

Former Japanese Orix Blue Wave teammates Ichiro Suzuki and So Taguchi play against each other when the Mariners blank the Cardinals, 10-0. The Safeco Field contest marks the first time two Japanese position players have played in the same major league game.

TONIGHT'S STARTING PITCHER

15 | RYNE INMAN | RHP | 5-5, 4.42 ERA, 12G, 12GS

Height: 6-5 **Weight:** 215 **DOB:** May 13, 1996 **Resides:** Atlanta, Georgia
Acquired: Selected in the 15th round of the 2015 draft by Seattle **Drafted:** 2015 Draft (15th Round)
2019: 5-5/12G/12GS/4.42ERA/57.0IP/68K/23BB/5HR/.222 **2018:** 4-10/25G/25GS/4.57ERA/112.1IP/117K/44BB/11HR/.249
Career Stats (5 Seasons): 16-27/77G/70GS/4.46 ERA/337.1 IP/336 K/131 BB/29 HR/.252 AVG

Currently:

- Spun first quality start of season 4/11 vs. Augusta (6 IP, 2H, 8K)
- **Hurled 5.1 no-hit innings April 23 vs. COL with a career-high 10 K**
-

Career:

- Tabbed as a Midwest League All-Star with Clinton (1-3, 3.62 ERA in 7GS); Had most starts in Clinton's rotation (25)
- Tossed the second-highest innings on the LumberKings (112.1); Posted league's third-lowest BAA for SP (.249)
- Fanned a career-high nine batters July 5, 2017, vs. Tri-City; Didn't give up a run in four of first five pro appearances
- Spent first two seasons with AZL Mariners before promotion to Everett/Clinton in 2017 (4-8, 5.57 ERA, 16G, 14GS)
- Attended same HS as former Gold Glover and 13-year MLB outfielder **Jeff Francoeur** and current A's 1B **Matt Olson**



THE ^{WEST VIRGINIA} POWER REPertoire



2019 DAY-BY-DAY STATISTICS (GAMES STARTED ONLY)

DATE	OPP.	DEC.	IP	H	R	ER	HR	K	BB
4/6	@GVL	ND	4.0	4	4	4	0	7	2
4/11	AUG	W (1-0)	6.0	2	0	0	0	8	1
4/17	LWD	W (2-0)	5.0	3	1	1	0	7	1
4/23	COL	W (3-0)	5.1	0	0	0	0	10	2
4/28	ASH	L (3-1)	2.2	4	6	4	1	5	3
5/4	@GBO	L (3-2)	4.0	4	5	0	1	7	1
5/10	AUG	W (4-2)	5.0	5	3	3	0	2	3
5/15	@CSC	ND	5.0	5	4	3	0	6	3
5/20	@GRV	L (4-3)	6.0	7	3	3	0	4	1
5/25	LEX	W (5-3)	6.0	4	0	0	0	7	1
5/31	@ASH	L (5-4)	1.2	3	7	7	1	0	5
6/5	@HIC	L (5-5)	6.1	7	5	3	2	5	0

2019 POWER HIGHS

CG.....0
 IP.....6.1 (6/5)
 K.....10 (4/23)
 BB.....5 (5/31)
 H.....7 (5/20)
 R.....7 (5/31)
 ER.....7 (5/31)
 Win Streak.....3 (4/11-4/23)
 Losing Streak.....2 (2x, 5/20-Current)

CAREER HIGHS

CG.....0
 IP.....6.1 (6/5/19)
 K.....10 (4/23/19)
 BB.....5 (2x, 5/31/19)
 H.....10 (2x, 8/15/17)
 R.....7 (4x, 5/31/19)
 ER.....7 (3x, 5/31/19)
 Win Streak....3 (4x, 4/11/19 - 4/23/19)
 Losing Streak.....6 (6/6-8/4/18)

Among the League Leaders:

5 Wins (T-6th)
 12 GS (T-4th)
 68 K (12th)
 .222 BAA (13th)

CAREER VS. SHOREBIRDS

W-L	ERA	IP	H	R	ER	HR	K	BB	Notes
0-0	0.00	0.0	0	0	0	0	0	0	First career start against the Delmarva Shorebirds

POWER BULLPEN

37 | DAYEISON ARIAS | RHP | FASTBALL, SLIDER, CHANGE | 2019: 0-1, 1.40 ERA 20G 3SV 3SVO 34K 7BB

Currently: Has not allowed an earned run in his last 13 appearances (18.2 innings), dating back to April 25 vs. Asheville

- Tabbed as a 2019 South Atlantic League Midseason All-Star
- Spun a season-high two scoreless innings 4/28 vs. ASH
-

Career:

- Did not allow a run in second half of 2018 (10APP, 20K, .082AVG)
- Finished third among NWL leaders in K/9 (12.7) and BAA (.167)
- Struck out at least one batter in 17 of 19 appearances in 2018
- Did not cede a run in first seven pro appearances

Current Homestand: 1.0 IP, 1H, BB, 2K

Last Road Trip: 2.0 IP, 1H, 0R, 0ER, 0BB, 0K

Last 3 Outings							
Date	Opp	Dec	IP	H	ER	BB	K
6/8	GRV	ND	1.0	1	0	1	2
6/4	@HIC	S, 3	0.2	1	0	0	0
5/30	@ASH	ND	1.1	0	0	0	0

2019 Highs:

IP.....	2.2 (5/15)	IP.....	2.2 (2x, 5/15/19)
H.....	4 (4/18)	H.....	4 (3x, 4/18/19)
R.....	2 (4/18)	R.....	3 (2x, 8/22/17)
ER.....	2 (4/18)	ER.....	3 (7/21/17)
BB.....	2 (2x, 5/22)	BB.....	2 (6x, 5/22/19)
K.....	5 (5/22)	K.....	5 (3x, 5/22/19)

Career Highs:

30 | SAL BIASI | RHP | FASTBALL, SLIDER, CHANGE | 2019: 4-1, 5.68 ERA 17G 0SV 0SVO 31K 14BB

Currently: Traded to Mariners for catcher David Freitas on April 14, 2019

- Allowed just two hits through four innings with Low-A Wiscconsin prior to trade
- Struck out a season-high four batters May 11 vs. Kannapolis and May 17 at Greenville
-

Career:

- Split 2018 between Royals (Lexington) and Brewers organizations (Wisconsin) - Went 3-3 with a 4.34 ERA in 33 appearances with 3 saves
- Originally drafted out of Penn State by KC in 2017 (11th round), where he pitched for three seasons
- Spent 2017 season between AZL Royals and Burlington (4-2 with a 2.41 ERA in 13 games, 8 starts); named *Baseball America* Rookie All-Star
- Led Nittany Lions in strikeouts as junior and sophomore (66) and held lowest bullpen ERA as freshman in 2015 (2.62)

Current Homestand: 3.0 IP, 2H, R, ER, BB, 4K

Last Road Trip: 1.0 IP, 3H, 3R, 3ER, 2BB, K

Last 3 Outings							
Date	Opp	Dec	IP	H	ER	BB	K
6/6	GRV	ND	3.0	2	1	1	4
6/1	@ASH	ND	0.1	3	3	2	1
5/26	LEX	W (4-1)	2.0	2	0	1	4

2019 Power Highs:

IP.....	3.0 (6/6)	IP.....	5.0 (8x, 8/30/17)
H.....	4 (5/11)	H.....	6 (7/31/17)
R.....	6 (5/22)	R.....	6 (5/22/19)
ER.....	6 (5/22)	ER.....	6 (5/22/19)
BB.....	2 (5x, 6/1)	BB.....	3 (4x, 8/13/18)
K.....	4 (4x, 6/6)	K.....	7 (8/18/17)

Career Highs:

52 | DAVID ELLINGSON | RHP | FASTBALL, SLIDER, CHANGE | 2019: 2-2, 2.93 ERA 16G 3SV 3SVO 29K 12BB

Currently:

- Hurlled two shutout frames in Power debut vs. GRV April 4
- Tied career-high in Ks April 25 vs. Asheville (4)/May 14 at Charleston
-

Career:

- Spent first month of 2018 with EVE (2-0, 2.19 ERA) before promotion
- Had strong August 2017 (1.17 ERA, 6G; 9.90 ERA in previous 9G)
- Did not allow an earned run in any of his 12 appearances in AZL '16
- 11 SVs in 2016 are tied for most in Georgetown history

Current Homestand: 1.0 IP, 2H, R, ER, 2BB, K, 1 Save

Last Road Trip: 1.1 IP, 0H, 0R, 2K, Save

Last 3 Outings							
Date	Opp	Dec	IP	H	ER	BB	K
6/7	GRV	S (3)	1.0	2	1	2	1
6/2	@ASH	S (2)	1.1	0	0	0	2
5/28-1	LEX	W (2-2)	1.0	0	0	0	0

2019 Highs:

IP.....	2.2 (4/12)	IP.....	3.0 (2x, 6/25/18)
H.....	6 (4/12)	H.....	6 (4/12/19)
R.....	3 (4/12)	R.....	4 (6/27/17)
ER.....	3 (4/12)	ER.....	4 (6/27/17)
BB.....	3 (5/24)	BB.....	3 (2x, 5/24/19)
K.....	4 (2x, 5/14)	K.....	4 (4x, 5/14/19)

Career Highs:

47 | ELIAS ESPINO | RHP | FASTBALL, SINKER, CHANGE, CURV | 2019: 0-1, 5.21 ERA 9G 0SV 0SVO 23K 13BB

Currently:

- Earned first hold of year with three scoreless innings April 17 vs. Lakewood
- Missed 25 games on the injured list from May 2-27
-

Career:

- Made US debut 6/14/18 with Modesto (4 IP, 1ER); Most of 2018 in AZL
- Struck out a season-best six batters August 20, 2018, in AZL
- Went 4-0 with a 0.77 ERA over 8G (7GS) btwn 6/7-6/31/17 in DSL
- Set down career-high seven batters 7/6/17 in DSL

Current Homestand: 4.2 IP, 4H, 3R, 2ER, BB, 5K

Last Road Trip: 1.1 IP, 5H, 5R, 5ER, 3BB, 1K

Last 3 Outings							
Date	Opp	Dec	IP	H	ER	BB	K
6/9	GRV	ND	2.0	1	0	0	2
6/6	GRV	ND	2.2	3	2	1	3
6/1	@ASH	ND	0.1	3	5	3	1

2019 Highs:

IP.....	4.0 (4/7)	IP.....	6.0 (2x, 7/10/18)
H.....	4 (4/7)	H.....	9 (7/4/18)
R.....	5 (6/1)	R.....	5 (2x, 6/1/19)
ER.....	5 (6/1)	ER.....	5 (6/1/19)
BB.....	4 (4/12)	BB.....	4 (3x, 4/12/19)
K.....	5 (4/12)	K.....	7 (7/6/17)

Career Highs:

POWER BULLPEN

34 | DEIVY FLORIDO | RHP | 4SFB, SINK, SLID, CH | 2019 (LOW-A ONLY): 2-2, 3.95 ERA 7G 0SV 0SVO 21K 5BB

Currently: Promoted to the Power May 6 from Extended Spring Training

- Assigned to Triple-A Tacoma from DSL Mariners April 14; Pitched in one game and tossed two innings while giving up three hits

•

Career: Signed by the Mariners as an international free agent July 7, 2017

- Went 3-2 with a 3.47 ERA in 14 games (nine starts) over 62.1 IP in 2018 with the DSL Mariners
- Struck out 48 batters compared to nine walks in 2018
- Won three straight decisions from July 16-August 2, hurling 18 IP and allowing just two runs on 11 hits while striking out 14 versus two walks
- Fared much better at home, posting a 3-1 mark with a 1.95 ERA in five games opposed to an 0-1 record with a 4.67 ERA in nine games on the road

Current Homestand: 4.0 IP, 5H, 2R, 2ER, 2K

Last Road Trip: 4.0 IP, 6H, 6R, 3 ER, BB, 2K, Loss

Last 3 Outings							
Date	Opp	Dec	IP	H	ER	BB	K
6/8	GRV	ND	4.0	5	2	0	2
6/3 (GS)	@HIC	L (2-2)	4.0	6	3	1	2
5/28-2	LEX	L (2-1)	3.0	4	1	1	3

2019 Highs:

Career Highs:

IP.....	5.1 (5/9-2)	IP.....	7.0 (7/16/18)
H.....	8 (5/23)	H.....	8 (2x, 5/23/19)
R.....	6 (6/3)	R.....	6 (6/3/19)
ER.....	5 (5/23)	ER.....	5 (2x, 5/23/19)
BB.....	1 (6x, 6/3)	BB.....	2 (8/25/18)
K.....	6 (5/18)	K.....	8 (8/8/18)

31 | BEN ONYSHKO | LHP | FASTBALL, SLIDER, CHANGE | 2019: 1-0, 3.09 ERA 16G 0SV 0SVO 38K 7BB

Currently:

- Hurled three scoreless frames in South Atlantic League debut April 5 at Greenville
- Struck out a then-career-high four batters April 15 vs. Lakewood
- Tossed a career-best 4.2 innings and struck out a career-high six batters May 8 vs. Augusta

Career:

- Did not allow an earned run in eight of final 10 outings w/Everett in '18
- Locked down in pen for Stetson in 2018, ceding run in just 5 of 20 APP
- Was a member of the Canadian Junior National Team for two years
- Selected by Brewers in 16th of 2014 draft, but elected to go to Stetson

Current Homestand: 1.0 IP, K, 1 Hold

Last Road Trip: 3.1 IP, 5H, 2R, 2ER, BB, 5K

Last 3 Outings							
Date	Opp	Dec	IP	H	ER	BB	K
6/7	GRV	H, 3	1.0	0	0	0	1
5/31	@ASH	ND	3.1	5	2	1	5
5/25	LEX	H, 2	2.0	3	0	0	4

2019 Highs:

Career Highs:

IP.....	4.2 (5/8)	IP.....	4.2 (5/8/19)
H.....	5 (2x, 5/31)	H.....	5 (2x, 5/31/19)
R.....	5 (5/2)	R.....	5 (5/2/19)
ER.....	3 (5/2)	ER.....	3 (5/2/19)
BB.....	2 (4/18)	BB.....	2 (3x, 8/21/18)
K.....	6 (5/8)	K.....	6 (5/8/19)

23 | BRYAN PALL | RHP | FASTBALL, SLIDER, CHANGE | 2019: 0-0, 3.38 ERA 15G 2SV 2SVO 24K 8BB

Currently: Tabbed as a 2019 South Atlantic League Midseason All-Star

- Struck out the side in professional debut 4/6 at Greenville
- Fanned a career-high five batters April 15 vs. Lakewood
- Recorded first pro save May 1 at Lakewood

Career: Missed all 2017 and 2018 after getting Tommy John surgery on right elbow

- Leading U-M relievers in saves (4) and wins (3) in 2016 over 25G
- Fanned career-high six batters in two IP against Hawaii on 3/11/16
- Louisville Slugger Freshman All-American and All-B1G FR in 2015
- Posted career 1.10 ERA and 153 strikeouts at Carl Sandburg HS

Current Homestand: 0.1 IP, K

Last Road Trip: 1.0 IP, 4H, 3R, 3ER, 2K

Last 3 Outings							
Date	Opp	Dec	IP	H	ER	BB	K
6/6	GRV	ND	0.1	0	0	0	1
6/1	@ASH	ND	1.0	4	3	0	2
5/25	LEX	ND	1.0	2	1	0	1

2019 Highs:

Career Highs:

IP.....	2.0 (4x, 5/19)	IP.....	2.0 (4x, 5/19/19)
H.....	4 (6/1)	H.....	4 (6/1/19)
R.....	3 (6/1)	R.....	3 (6/1/19)
ER.....	3 (6/1)	ER.....	3 (6/1/19)
BB.....	3 (4/27)	BB.....	3 (4/27/19)
K.....	5 (4/15)	K.....	5 (4/15/19)

16 | DEVIN SWEET | RHP | 4SFB, 2SFB, CHANGE, SLIDER | 2019: 2-2, 4.15 ERA 18G 0SV 0SVO 48K 9BB

Currently:

- Earned win Opening Day after tossing a career-high three frames
- Struck out a career-high five batters May 22 vs. Greensboro

•

Career: Was 10th NCCU Eagle to sign pro contract in program's modern era

- Did not allow a run in nine of 15 appearances out of bullpen in 2018
- Threw 6.1 innings without giving up a hit from 7/25-8/13/18
- Left North Carolina Central as all-time wins (18) and Ks (246) leader
- Grew up just miles from the Greensboro Grasshoppers' ballpark

Current Homestand: 2.1 IP, H, R, ER, BB

Last Road Trip: 1.2 IP, 1H, 3K

Last 3 Outings							
Date	Opp	Dec	IP	H	ER	BB	K
6/9	GRV	ND	2.1	1	1	1	0
6/5	@HIC	ND	1.2	1	0	0	3
5/26	LEX	ND	2.0	4	4	1	3

2019 Highs:

Career Highs:

IP.....	3.0 (2x, 4/28)	IP.....	3.0 (2x, 4/28/19)
H.....	5 (4/20)	H.....	5 (2x, 4/20/19)
R.....	4 (5/26)	R.....	4 (5/26/19)
ER.....	4 (5/26)	ER.....	4 (5/26/19)
BB.....	2 (4/28)	BB.....	3 (7/20/18)
K.....	5 (5/22)	K.....	5 (5/22/19)

POWER BATTERS

14 JAKE ANCHIA C R/R	Current Hitting Streak: 5	Longest 2019 Hitting Streak: 5
Currently: <i>Tabbed as a 2019 South Atlantic League Midseason All-Star</i> <ul style="list-style-type: none"> Had game-winning single on Opening Night at Greenville (1-0 Win) Cranked first SAL homer 4/11 vs. Augusta in 2-for-4 effort Posted first career multi-HR (B2B ABs) game and career-best 5 RBI in game 1 May 9 vs. Augusta Career: <ul style="list-style-type: none"> Had a base hit in 10 of 15 appearances, including an eight-game hitting streak from 6/22-7/1/18 Dubbed Best Division II Defensive Catcher per <i>Baseball America</i> in 2018 Left Nova Southeastern as school's all-time homers leader, breaking J.D. Martinez's mark Hit .340 with 22 homers and 64 RBI in his senior year to break that record Among the League Leaders:		On-Base Streak (Long): June 1-Current (5) May 18-May 25 (6) 2019 Season Highs: H: 3 (2x, 6/3) R: 2 (2x, 5/9-1) HR: 2 (5/9-1) RBI: 5 (5/9-1) SB: 0 K: 3 (6x, 6/8) Career Highs: H: 3 (2x, 6/3/19) R: 2 (3x, 5/9/19-1) HR: 2 (5/9/19-1) RBI: 5 (5/9/19-1) SB: 0 K: 3 (7x, 6/8/19)
Last Game: 1-for-3, R, K Last Series: 2-for-7, RBI, R, 4K Current Homestand: 2-for-7, RBI, R, 4K Last HR: June 3 at Hickory		
3 BOBBY HONEYMAN INF L/R	Current Hitting Streak: 4	Longest 2019 Hitting Streak: 8
Currently: <i>Has hit safely in 21 of his last 25 games</i> <ul style="list-style-type: none"> Smacked first South Atlantic League home run April 5 at Greenville Put together a pair of eight-game hitting streaks (May 13-20 and May 24-June 2) Career: <i>Has only struck out more than once 6x in 120 career MiLB games</i> <ul style="list-style-type: none"> Posted second-best average in Northwest League (.346), and second-best RBI (29) with Everett in 2018 Recorded a hit in 12 of first 13 professional games and was named a NWL Postseason All-Star in 2018 Named an All-America East honoree at Stony Brook in 2018; Struck out in just 3% of his at-bats (7 of 242). Father, Rob, played football at Central Connecticut State; Uncle, Jimmy Dietz, pitched for the Tigers. Among the League Leaders:		On-Base Streak (Long): June 6-Current (4) May 12-May 20 (9) 2019 Season Highs: H: 2 (10x, 6/6) R: 3 (5/16) HR: 1 (4x, 5/25) RBI: 2 (4x, 6/2) SB: 0 K: 3 (2x, 4/15) Career Highs: H: 5 (8/1/18) R: 3 (5/26/19) HR: 1 (7x, 5/25/19) RBI: 3 (8/3/18) SB: 1 (4x, 8/31/18) K: 3 (2x, 4/15/19)
Last Game: 1-for-4, 2B Last Series: 5-for-15, 3 2B, R, BB, 4K Current Homestand: 5-for-15, 3 2B, R, BB, 4K Last HR: May 25 vs. Lexington		
# UTAH JONES INF S/R	Current Hitting Streak: 0	Longest 2019 Hitting Streak: 0
Currently: <i>Assigned to the Power June 10 from Extended Spring Training</i>		On-Base Streak (Long):
Career: <i>Drafted by the Mariners in the 29th round of the 2019 draft out of North Greenville College</i> <ul style="list-style-type: none"> Finished 2019 with .403 AVG/5HR/21RBI, earning him Conference Carolinas & SE Region PoTY honors Led team with .492 OBP his senior year; Claimed 1st Team All Conf., Region and All-American Transferred from UNC after sophomore year, where he was mainly a defensive replacement over 38G Brother, Ryder, was 2nd round pick by SFG in 2013/Father, Billy, has been a collegiate coach for 20+ years, including stops at Oregon State (99-00), ASU (01), NC State (02-04), Oklahoma State (05-12), App State (13-16) and Tulane (2017). Among the League Leaders:		2019 Season Highs: H: R: HR: RBI: SB: K: Career Highs: H: R: HR: RBI: SB: K:
Last Game: Last Series: Current Homestand: Last HR:		
19 CHARLIE MCCONNELL OF L/R	Current Hitting Streak: 2	Longest 2019 Hitting Streak: 4
Currently: <ul style="list-style-type: none"> Snapped an 0-for-14 start to the year with a double April 10 at Lexington Posted first multi-hit game of season April 12 vs Augusta (2-for-4, RBI) Socked a three-run homer May 26 vs. Lexington, second HR of homestand (5/21-28) Career: <ul style="list-style-type: none"> Swiped third-most stolen bases for Everett (11); Posted nine-game hitting streak 8/22-9/1/18 Named CAA PoTY in 2018 with Northeastern (.347 AVG, 82 hits and 37 SB [both led conference]) Fifth-highest NE position player drafted; Posted career .306 AVG and stole program-record 76 bases Set career record for stolen bases (60) at Belmont HS, where he also played hockey Among the League Leaders:		On-Base Streak (Long): June 8-Current (2) April 15 - April 24 (8) 2019 Season Highs: H: 3 (5/19) R: 3 (4/23) HR: 1 (2x, 5/26) RBI: 3 (5/26) SB: 1 (4x, 5/17) K: 4 (2x, 5/22) Career Highs: H: 3 (4x, 5/19/18) R: 4 (7/19/18) HR: 1 (6x, 5/26/19) RBI: 3 (2x, 5/26/19) SB: 2 (6/29/18) K: 4 (2x, 5/22/19)
Last Game: 1-for-3, BB, K Last Series: 3-for-14, BB, 7K Current Homestand: 3-for-14, BB, 7K Last HR: 5/26 vs. Lexington		

POWER BATTERS

35 DEAN NEVAREZ C R/R	Current Hitting Streak: 1	Longest 2019 Hitting Streak: 3
<p>Currently: <i>Has two hits in his last 28 at-bats with 15 Ks</i></p> <ul style="list-style-type: none"> Earned non-roster invite to Spring Training 2019; Struck out in only at-bat Smashed two home runs, including a walk-off dinger, April 26 vs. Asheville Recorded the Power's first home grand slam since Tito Polo (2016) May 26 vs. Lexington <p>Career:</p> <ul style="list-style-type: none"> Earned the Edgar Martinez PTPA (Productive Team Plate Appearance) Award for being the hitter that best embodied the "Control the Zone" philosophy and having a team approach at the plate Smacked first pro homer July 14 vs. AZL Athletics; Had seven multi-hit games with AZL Mariners in 2018 Spent 3 yrs at San Diego St.; Finished 3rd in HRs on team in '18 (8); .301 AVG with 9HR (2nd) in 2017 Has incredibly close relationship with his father after his dad nearly died while Dean was in college in 2017 <p>Among the League Leaders:</p> <p>Last Game: DNP Last Series: 1-for-4, 3K Current Homestand: 1-for-4, 3K Last HR: May 26 vs. Lexington</p>		<p>On-Base Streak (Long): June 7-Current (1) May 15-May 18 (3)</p> <p>2019 Season Highs: H: 2 (3x, 5/17) R: 2 (2x, 4/26) HR: 2 (4/26) RBI: 5 (5/26) SB: 0 K: 3 (6/7)</p> <p>Career Highs: H: 3 (6/28/18) R: 3 (8/21/18) HR: 2 (4/26/19) RBI: 5 (5/26/19) SB: 1 (7/14/18) K: 3 (6/7/19)</p>
10 MANNY PAZOS C R/R	Current Hitting Streak: 1	Longest 2019 Hitting Streak: 2
<p>Currently:</p> <ul style="list-style-type: none"> Promoted to Modesto April 19 from West Virginia Hit .236 with five RBI in 21 games with High-A Modesto from April 19 to June 3 Transferred to West Virginia June 3 <p>Career: <i>Signed as a minor league free agent by the Mariners on June 22, 2017</i></p> <ul style="list-style-type: none"> Limited to just 46 games in 2018 between Modesto and Tacoma due to a hamstring injury Collected a career-best four RBI August 24, 2018, with Modesto versus San Jose Split 2017 between AZL and Everett, averaging .210 with 15 RBI Posted a .201 career average with 47 career RBI over 155 games at the University of Pittsburgh <p>Among the League Leaders:</p> <p>Last Game: 1-for-4, RBI, K Last Series: 1-for-8, RBI, R, 2K Current Homestand: 1-for-8, RBI, R, 2K Last HR:</p>		<p>On-Base Streak (Long): June 9-Current (1) April 6 - April 10 (4)</p> <p>2019 Season Highs: H: 3 (4/18) R: 2 (4/18) HR: 1 RBI: 1 (3x, 6/9) SB: 0 K: 3 (6/5)</p> <p>Career Highs: H: 3 (2x, 4/18/19) R: 2 (5x, 4/18/19) HR: 1 (2x, 8/27/18) RBI: 4 (8/24/18) SB: 0 K: 3 (5x, 6/5/19)</p>
32 ONIL PENA 1B R/R	Current Hitting Streak: 1	Longest 2019 Hitting Streak: 9
<p>Currently: <i>Put together a season-long 11-game on-base streak from May 2-15</i></p> <ul style="list-style-type: none"> Doubled in consecutive at-bats 4/6 at Greenville Mashed two doubles in a 3-for-4 night April 12 vs. Augusta Posted a nine-game hitting streak from April 12-22, averaging .400 with a homer and 11 RBI <p>Career: <i>Signed as an international free agent by the Mariners on July 2, 2013</i></p> <ul style="list-style-type: none"> Had 10 multi-hit games in 2018, splitting season between Everett and Clinton Ranked among NWL leaders in 2017 in XBH (3rd, 25), HR (4th, 10), SLG (5th, .465) and OPS (5th, .834) Compiled season-high 16-game hitting streak from June 11-July 2, 2014 (.397 AVG, 12 RBI) Spent first two pro seasons in DSL (2014 and 2015); Set career highs in HR (5) and RBI (40). <p>Among the League Leaders:</p> <p>Last Game: DNP Last Series: 2-for-12, 2 2B, 2 RBI, 2K Current Homestand: 2-for-12, 2 2B, 2 RBI, 2K Last HR: June 4 at Hickory</p>		<p>On-Base Streak (Long): June 8-Current (1) May 2-May 15 (11)</p> <p>2019 Season Highs: H: 3 (3x, 6/2) R: 2 (3x, 5/30) HR: 1 (8x, 6/4) RBI: 3 (4/16) SB: 0 K: 3 (4x, 5/20)</p> <p>Career Highs: H: 4 (5x, 8/14/17) R: 3 (4x, 7/20/17) HR: 1 (29x, 6/4/19) RBI: 4 (6/21/14) SB: 2 (8/19/15) K: 4 (6/13/15)</p>
27 RYAN RAMIZ OF L/L	Current Hitting Streak: 0	Longest 2019 Hitting Streak: 6
<p>Currently:</p> <ul style="list-style-type: none"> Collected three-hit game in series finale vs. Greenville (3-for-6, R) Put together a six-game hitting streak from May 3-9, averaging .381 (8-for-21) with 5 RBI <p>Career:</p> <ul style="list-style-type: none"> Posted 15 multi-hit games in 2018; Launched two-run bomb for first pro homer August 3, 2018 Only Pirate to play and start in all 51 games as senior, hit .316 to earn All-Big East 1st Team honor Led Seton Hall in stolen bases in 2017 and was named to All-Big East 2nd Team Earned starting outfield job midway through freshman year and never gave it back <p>Among the League Leaders: 34 BB (T-1st)</p> <p>Last Game: 0-for-5, 2K Last Series: 2-for-13, 2B, RBI, 2R, 3BB, 3K Current Homestand: 2-for-13, 2B, RBI, 2R, 3BB, 3K Last HR: May 25 vs. Lexington</p>		<p>On-Base Streak (Long): May 3-May 11 (8)</p> <p>2019 Season Highs: H: 3 (4/7) R: 2 (4x, 6/7) HR: 1 (2x, 5/25) RBI: 2 (5x, 5/30) SB: 0 K: 4 (5/1)</p> <p>Career Highs: H: 3 (4x, 4/7/19) R: 3 (8/20/18) HR: 1 (4x, 5/25/19) RBI: 3 (8/3/18) SB: 1 (6x, 8/5/18) K: 4 (5/1/19)</p>

POWER BATTERS

<div>44 JULIO RODRIGUEZ OF R/R</div> <div><div>Currently:</div><div>Ranked as #4 Mariners prospect per <i>Baseball America</i> and #5 per <i>MLB.com</i></div><div><div><div>Earned non-roster invite to Spring Training 2019 and went 4-for-7 in 5G with a double and two runs</div><div>Only Power player to reach base safely in first seven games (includes six-game hitting streak)</div><div>Was on injured list from April 16- June 10; Team went 21-28 and hit .225 during his absence</div></div></div><div><div>Career:</div><div>Signed as an international free agent at 16 years old on July 2, 2017, from the Dominican Republic</div><div><div>Among DSL leaders in 3B (T-1st, 9), .SLG (7th, .525) and OPS (9th, .929)</div><div>Named a <i>Baseball America</i> 2018 DSL All-Star, Midseason All-Star and team MVP</div><div>Tabbed as a top-10 <i>MLB.com</i> international prospect when Seattle signed him</div><div>Focused on learning English at the Mariners' High Performance camp in summer 2018</div></div><div>Among the League Leaders:</div><div><div>Last Game:</div><div>N/A</div><div>Last Series:</div><div>N/A</div><div>Last Homestand:</div><div>N/A</div><div>Last HR:</div><div></div></div></div></div>	<div><div>Current Hitting Streak:</div><div>0</div></div> <div><div>Longest 2019 Hitting Streak:</div><div>6</div></div> <div><div>On-Base Streak (Long):</div><div>April 4 - April 10 (7)</div><div><div>2019 Season Highs:</div><div>H: 3 (4/7)</div><div>R: 2 (2x, 4/9)</div><div>HR:</div><div>RBI: 2 (4/7)</div><div>SB:</div><div>K: 2 (2x, 4/11)</div></div><div><div>Career Highs:</div><div>H: 4 (8/1/18)</div><div>R: 4 (7/2/18)</div><div>HR: 2 (8/9/18)</div><div>RBI: 3 (2x, 8/9/18)</div><div>SB: 1 (10x, 8/14/18)</div><div>K: 3 (6/22/18)</div></div></div>
<div>7 NICK RODRIGUEZ INF R/R</div> <div><div>Currently:</div><div>Transferred to the Power from Extended Spring Training April 19</div><div><div>Pitched in the ninth inning May 21 vs. GBO; tossed a scoreless inning, then hit HR in B9</div></div><div><div>Career:</div><div>Had the second-most home runs on the AquaSox in 2018 (7), along with 24 RBI</div><div>Fared much better in first half of 2018 with Everett (.323 in 37 games vs. .141 second-half clip)</div><div>Posted career .287 average at UNLV (4yrs); Ranked in top 100 in six different NCAA career stats</div><div>Totaled 196 hits in college, with 55 going for extra bases (32 doubles, 13 homers and 10 triples)</div><div>Among the League Leaders:</div><div><div>Last Game:</div><div>1-for-4, 2B, 2 RBI, BB</div><div>Last Series:</div><div>5-for-12, 2 2B, 4 RBI, R, BB, K</div><div>Current Homestand:</div><div>5-for-12, 2 2B, 4 RBI, R, BB, K</div><div>Last HR:</div><div>May 21 vs. Greensboro</div></div></div></div>	<div><div>Current Hitting Streak:</div><div>3</div></div> <div><div>Longest 2019 Hitting Streak:</div><div>2</div></div> <div><div>On-Base Streak (Long):</div><div>June 7-Current (3) May 11-May 22 (9)</div><div><div>2019 Season Highs:</div><div>H: 3 (6/7)</div><div>R: 2 (5/22)</div><div>HR: 1 (5/21)</div><div>RBI: 2 (3x, 6/9)</div><div>SB:</div><div>K: 3 (5/1)</div></div><div><div>Career Highs:</div><div>H: 4 (8/5/18)</div><div>R: 2 (8x, 5/22/19)</div><div>HR: 1 (8x, 5/21/19)</div><div>RBI: 4 (2x, 8/20/18)</div><div>SB: 1 (2x, 8/22/18)</div><div>K: 4 (6/17/18)</div></div></div>
<div>2 JOSEPH ROSA INF S/R</div> <div><div>Currently:</div><div>Reached base safely in first six games of the season (five-game hitting streak 4/5-4/9)</div><div><div>Has reached base safely in 44 of 56 games this season</div><div>Was 2-for-27 before going 4-for-7 with a double, three RBI and three runs in May 9 DH vs. Augusta</div></div><div><div>Career:</div><div>Signed as an international free agent by the Mariners on July 2, 2014, out of the Dominican Republic</div><div><div>Tied career-high with six homers with Clinton in 2018</div><div>Named a NWL Midseason and <i>Baseball America</i> Short-Season All-Star with Everett in 2017</div><div>Had a hit in 18 of 20 games from 6/15-7/7/17; Put together a 12-game hitting streak from 7/15-7/26/17</div><div>Finished among DSL leaders in 2015 in runs scored (2nd, 63), hits (T-8th, 84) and triples (T-8th, 7)</div></div><div>Among the League Leaders:</div><div><div>Last Game:</div><div>1-for-4, 2B, R, K</div><div>Last Series:</div><div>1-for-11, 2B, R, 5K</div><div>Current Homestand:</div><div>1-for-11, 2B, R, 5K</div><div>Last HR:</div><div>April 25 vs. Asheville</div></div></div></div>	<div><div>Current Hitting Streak:</div><div>1</div></div> <div><div>Longest 2019 Hitting Streak:</div><div>5</div></div> <div><div>On-Base Streak (Long):</div><div>June 9-Current (1) April 30-May 5 (6)</div><div><div>2019 Season Highs:</div><div>H: 3 (3x, 5/23)</div><div>R: 2 (3x, 5/9-2)</div><div>HR: 1 (2x, 4/25)</div><div>RBI: 2 (5x, 5/30)</div><div>SB: 1 (5x, 5/1)</div><div>K: 3 (4x, 5/17)</div></div><div><div>Career Highs:</div><div>H: 4 (7/15/16)</div><div>R: 4 (8/1/15)</div><div>HR: 1 (16x, 4/25/19)</div><div>RBI: 4 (8/13/16)</div><div>SB: 4 (7/4/15)</div><div>K: 4 (6/15/18)</div></div></div>
<div>12 JOHNNY SLATER OF L/L</div> <div><div>Currently:</div><div>Assigned to Triple-A Tacoma April 30 and went 2-for-13 in four games with one RBI and six strikeouts</div><div><div>Transferred to the Power May 10</div></div><div><div>Career:</div><div>Selected by the Mariners in the 28th round of the 2017 draft out of the University of Michigan</div><div><div>Missed all of 2018 due to an injured left Achilles Tendon; Had 10 multi-hit games in 2017</div><div>Averaged .225 between Everett/Clinton in 2017 with five homers and 14 RBI (52G in Clinton/3 with EVE)</div><div>All B1G 3rd Team selection in 2017; Led Mich. in 3B (7) in 2017; Was a two-way player in high school</div><div>Originally drafted by ATL in 2013 31st rd. out of HS, where he posted a school-record .573 AVG in 2012</div></div><div>Among the League Leaders:</div><div><div>Last Game:</div><div>DNP</div><div>Last Series:</div><div>1-for-11, 2B, R, 6K</div><div>Current Homestand:</div><div>1-for-11, 2B, R, 6K</div><div>Last HR:</div><div>June 5 at Hickory</div></div></div></div>	<div><div>Current Hitting Streak:</div><div>0</div></div> <div><div>Longest 2019 Hitting Streak:</div><div>3</div></div> <div><div>On-Base Streak (Long):</div><div>June 4-June 6 (3)</div><div><div>2019 Season Highs:</div><div>H: 2 (4x, 6/4)</div><div>R: 2 (5/11)</div><div>HR: 1 (6/5)</div><div>RBI: 3 (5/22)</div><div>SB: 2 (5/24)</div><div>K: 3 (5x, 5/19)</div></div><div><div>Career Highs:</div><div>H: 2 (14x, 6/4/19)</div><div>R: 2 (7x, 5/11/19)</div><div>HR: 1 (6x, 6/5/19)</div><div>RBI: 3 (2x, 5/22/19)</div><div>SB: 2 (2x, 5/24/19)</div><div>K: 3 (10x, 5/19/19)</div></div></div>

SEASON BATTING STATISTICS

Multi-Hit Game

Player	2H	3H	4H	5H	6H	T
Anchia	6	2	0	0	0	8
Davis	5	1	0	0	0	6
Honeyman	10	0	0	0	0	10
Izturis, Jr.	8	0	0	0	0	8
Kelenic	13	3	1	0	0	17
McConnell	11	1	0	0	0	12
McGovern	2	0	0	0	0	2
Nevarez	3	0	0	0	0	3
Ogren	1	0	0	0	0	1
Pazos	2	1	0	0	0	3
Pena	7	3	0	0	0	10
Ramiz	7	2	0	0	0	9
Rodriguez, J.	3	1	0	0	0	4
Rodriguez, N.	3	1	0	0	0	4
Rosa	11	3	0	0	0	14
Slater	3	0	0	0	0	3
Trejo	1	0	1	0	0	2
TOTALS	96	18	2	0	0	116

Hit streaks of six games or more (7)

Player	Games	Start	End	H	AB	Avg.	HR	RBI
Jarred Kelenic	18	4/11	5/2	32	72	.444	6	17
Cesar Izturis Jr.	9	4/12	4/26	15	31	.484	0	7
Onil Pena	9	4/12	4/22	14	35	.400	1	11
Bobby Honeyman	8	5/13	5/20	11	32	.344	0	2
Bobby Honeyman	8	5/24	6/2	11	32	.344	1	8
Julio Rodriguez	6	4/4	4/9	11	23	.478	0	3
Ryan Ramiz	6	5/3	5/9-2	8	21	.381	0	5

Active

Longest

Multi-RBI Games

Player	2RBI	3RBI	4RBI	5RBI	6+RBI	T
Anchia	3	1	0	1	0	5
Davis	3	0	0	0	0	3
Honeyman	5	0	0	0	0	5
Izturis	1	1	0	0	0	2
Kelenic	4	2	0	0	0	6
McConnell	2	1	0	0	0	3
McGovern	1	0	0	0	0	1
Nevarez	1	1	1	1	0	4
Ogren	0	0	0	0	0	0
Pazos	0	0	0	0	0	0
Pena	5	1	0	0	0	6
Ramiz	6	0	0	0	0	6
Rodriguez, J.	1	0	0	0	0	1
Rodriguez, N.	3	0	0	0	0	3
Rosa	5	0	0	0	0	5
Slater	0	1	0	0	0	1
Trejo	2	1	0	0	0	3
TOTALS	42	9	1	2	0	54

Power Designated Hitters

Batter	Starts	Rec	H	AB	Avg.	2B	3B	HR	RBI
Anchia	4	2-2	3	14	.214	0	0	1	2
Davis	7	4-3	6	25	.240	2	0	0	1
Honeyman	1	0-1	1	5	.200	0	0	0	0
Hoover	1	1-0	0	3	.000	0	0	0	0
Izturis	0	0-0	0	0	.000	0	0	0	0
Kelenic	6	2-4	5	21	.238	2	0	1	3
McConnell	3	1-2	1	12	.083	0	0	1	1
McGovern	10	4-6	10	38	.263	3	1	2	5
Nevarez	5	4-1	2	17	.118	0	0	0	0
Ogren	0	0-0	0	0	.000	0	0	0	0
Pazos	0	0-0	0	0	.000	0	0	0	0
Pena	2	0-2	2	8	.250	0	0	0	1
Ramiz	6	2-4	3	22	.136	0	0	0	1
Rodriguez, J.	1	0-1	0	0	.000	0	0	0	0
Rodriguez, N.	5	3-2	5	19	.263	2	0	0	3
Rosa	1	0-1	0	4	.000	0	0	0	0
Trejo	11	7-4	5	41	.122	1	0	2	8

TOTALS	42	225	.187	10	1	7	25
---------------	-----------	------------	-------------	-----------	----------	----------	-----------

HOME RUNS/ WALK-OFFS

Home Run Log

Player	HR	Home	Road	Solo	2R	3R	GS	NoOut	1Out	2Out	7th/later	Last HR
Anchia	8	5	3	3	3	2	0	1	5	2	0	6/3 at HIC
Davis	1	0	1	0	1	0	0	0	1	0	0	5/30 at ASH
Honeyman	4	3	1	1	3	0	0	1	2	1	0	5/25 vs. LEX
Izturis	0	0	0	0	0	0	0	0	0	0	0	N/A
Kelenic	11	8	3	8	2	1	0	5	4	2	2	5/28-1 vs. LEX
McConnell	2	2	0	1	0	1	0	1	0	1	0	5/26 vs. LEX
McGovern	2	2	0	2	0	0	0	1	0	1	1	6/9 vs. GVL
Nevarez	5	3	2	2	2	0	1	2	1	2	3	5/26 vs. LEX
Ogren	2	1	1	2	0	0	0	0	1	1	0	4/23 vs. COL
Pazos	0	0	0	0	0	0	0	0	0	0	0	N/A
Pena	8	3	5	8	0	0	0	6	0	2	1	6/4 at HIC
Ramiz	2	2	0	1	1	0	0	1	0	1	0	5/25 vs. LEX
Rodriguez	1	1	0	0	1	0	0	0	1	0	1	5/21 vs. GBO
Rosa	2	2	0	1	1	0	0	0	1	1	0	4/25 vs. ASH
Slater	1	0	1	1	0	0	0	1	0	0	0	6/5 at HIC
Trejo	3	2	1	1	1	1	0	1	1	1	1	5/8 vs. AUG
TOTAL	52	33	19	31	15	5	1	20	18	14	9	6/9 vs. GVL

Home Runs by Ballpark

Ballpark	HR	Games
Appalachian Power Park	33	32
Arthur W. Perdue Stadium (DEL)	0	0
FirstEnergy Park (LWD)	1	3
First National Bank Field (GBO)	3	4
Fluor Field (GRV)	4	8
Intimidators Stadium (KAN)	0	N/A
Joseph P. Riley Jr. Park (CSC)	2	3
L.P. Frans Stadium (HIC)	3	3
McCormick Field (ASH)	4	7
Municipal Stadium (HAG)	0	0
Segra Park (COL)	0	N/A
SRP Park (AUG)	0	N/A
State Mutual Stadium (ROM)	0	0
Whitaker Bank Ballpark (LEX)	2	3

Walk-off wins/losses (4-4)

Date	Opponent	Batter	Play	Inning	Score
4/5	Greenville	Grant Williams	Sacrifice Fly	9th	3-2, Loss
4/7	Greenville	Triston Casas	Sacrifice Fly	10th	6-5, Loss
4/15	Lakewood	Onil Pena	RBI single	11th	5-4, Win (F/11)
4/26	Asheville	Dean Nevarez	Home Run	9th	4-3, Win
5/14	Charleston	Mickey Gasper	Wild Pitch	9th	6-5, Loss
5/15	Charleston	Josh Stowers	Single	11th	7-6, Loss (F/11)
5/26	Lexington	Dean Nevarez	Walk	10th	10-9, Win (F/10)
5/28-1	Lexington	Onil Pena	Sacrifice Fly	7th	5-4, Win (F/7)

ADDITIONAL STATISTICS

Series, Homestand and Road Trip Season Highs (Current Batters; Only with Power)

Player	H	HR	RBI	K	Player	H	HR	RBI	K
Anchia					Honeyman				
Series:	6 (5/8-10)	2 (5/8-10)	5 (5/8-10)	7 (5/30-6/2)	Series:	5 (6/6-9)	1 (5/25-28)	5 (5/30-6/2)	4 (6/6-9)
Road Trip:	5 (5/30-6/5)	2 (5/14-20)	4 (5/14-20)	9 (5/30-6/5)	Road Trip:	9 (5/14-20)	1 (4/4-10)	6 (5/30-6/5)	6 (4/4-10)
Homestand:	8 (5/8-13)	3 (5/8-13)	8 (5/8-13)	9 (4/11-17)	Homestand:	8 (5/21-28)	1 (5/21-28)	3 (5/21-28)	5 (4/11-17)
Jones					McConnell				
Series:	0	0	0	0	Series:	5 (5/17-20)	1 (5/25-28)	4 (5/25-28)	7 (6/6-9)
Road Trip:	0	0	0	0	Road Trip:	7 (5/30-6/5)	0	2 (5/30-6/5)	6 (5/30-6/5)
Homestand:	0	0	0	0	Homestand:	5 (4/11-17)	2 (5/21-28)	6 (5/21-28)	10 (5/21-28)
Nevarez					Pazos				
Series:	3 (5/17-20)	2 (4/25-28)	4 (5/17-20)	5 (5/25-28)	Series:	3 (4/8-10)	0	1 (6/6-9)	3 (6/3-5)
Road Trip:	2 (4/30-5/6)	1 (4/30-5/6)	1 (4/30-5/6)	6 (5/30-6/5)	Road Trip:	5 (4/4-10)	0	1 (4/4-10)	3 (6/3-5)
Homestand:	5 (4/22-28)	2 (4/22-28)	6 (4/22-28)	6 (4/22-28)	Homestand:	0	0	0	1 (4/11-17)
Pena					Ramiz				
Series:	6 (4/15-17)	1 (6/3-5)	7 (4/15-17)	7 (5/17-20)	Series:	5 (4/4-7)	1 (5/25-28)	4 (5/8-10)	6 (4/30-5/1)
Road Trip:	6 (5/30-6/5)	2 (5/30-6/5)	4 (5/30-6/5)	9 (5/14-20)	Road Trip:	6 (4/4-10)	0	2 (5/30-6/5)	10 (4/30-5/6)
Homestand:	10 (4/11-17)	1 (5/21-28)	9 (4/11-17)	10 (4/25-28)	Homestand:	4 (5/8-13)	1 (5/21-28)	4 (5/8-13)	9 (4/22-28)
J. Rodriguez					N. Rodriguez				
Series:	8 (4/4-7)	0	3 (4/4-7)	3 (4/4-7)	Series:	5 (6/6-9)	1 (5/21-24)	4 (6/6-9)	5 (5/25-28)
Road Trip:	11 (4/4-10)	0	3 (4/4-10)	3 (4/4-10)	Road Trip:	2 (5/14-20)	0	2 (5/14-20)	4 (5/30-6/5)
Homestand:	0	0	0	2 (4/11-17)	Homestand:	6 (5/8-13)	1 (5/21-28)	3 (4/22-28)	10 (5/21-28)
Rosa					Slater				
Series:	6 (4/22-24)	1 (4/25-28)	4 (4/22-24)	7 (5/3-6)	Series:	4 (5/21-24)	1 (6/3-5)	4 (5/21-24)	6 (6/6-9)
Road Trip:	8 (4/4-10)	0	4 (4/4-10)	8 (4/30-5/6)	Road Trip:	4 (5/30-6/5)	1 (5/30-6/5)	1 (5/30-6/5)	10 (5/14-20)
Homestand:	7 (5/21-28)	2 (4/22-28)	5 (4/22-28)	9 (5/8-13)	Homestand:	4 (5/21-28)	0	4 (5/21-28)	9 (5/21-28)

Big Innings (5)

Runs	Inning	Date
6	6th	4/18
5	2nd	4/23
5	1st	5/9-1
5	3rd	5/11
5	1st	5/17

Team Season-Highs	H	HR	RBI	K
Series:	8 (Rodriguez; 4/4-7)	3 (Kelenic; 4/25-4/28)	7 (Pena; 4/15-4/17)	7 (7 players; 6/6-6/9)
Road Trip:	11 (Rodriguez; 4/4-4/10)	2 (2 players; 5/30-6/5)	6 (Honeyman; 5/30-6/5)	11 (Kelenic; 4/4-4/10)
Homestand:	12 (Kelenic; 4/11-4/17)	4 (Kelenic; 5/21-5/28)	9 (Pena; 4/11-4/17)	10 (4 players; 5/21-5/28)

Batting Around (3)

ABs	Inning	Date
10	6th	4/18
10	2nd	4/23
10	4th	5/10

Sweeps (2-4)					Errorless Streaks (Total Team Errors - 62)											
Dates	Opponent	Run Differential	Player	Streak	Total	Last E	Type	Opponent								
4/15-17	Lakewood	+13	Anchia	4	6	6/1	Throwing	Asheville								
4/22-24	Columbia	+13	Davis	12	1	5/12	Throwing	Kannapolis								
5/3-5/6	@Greensboro	-13	Honeyman	5	5	6/2	Fielding	Asheville								
5/11-13	Kannapolis	-8	Hoover	2	1	5/1	Fielding	Lakewood								
5/14-5/16	@Charleston	-7	Izturis	10	5	5/21	Fielding	Greensboro								
5/21-5/24	Greensboro	-16	Kelenic	19	4	5/4	Throwing	Greensboro								
			McConnell	20	2	5/15	Fielding	Charleston								
			McGovern	0	0	N/A	None	N/A								
			Nevarez	9	1	5/15	Throwing	Charleston								
			Ogren	0	2	4/23	Throwing	Columbia								
			Pazos	4	3	4/16	Throwing	Lakewood								
			Pena	16	6	5/22	Fielding	Greensboro								
			Ramiz	5	6	6/3	Fielding	Hickory								
			Rodriguez, J.	8	0	N/A	None	N/A								
			Rodriguez, N.	4	4	6/3	Fielding	Hickory								
			Rosa	2	9	6/6	Fielding	Greenville								
			Slater	14	2	5/22	Fielding	Greensboro								
			Trejo	16	0	N/A	None	N/A								
			All Pitchers	4	6	6/5	Throwing	Hickory								
			Totals	3	62	6/6	Fielding	Greenville								
Weather Affected Games (8)																
Game Status	Rain	Snow	Field Conditions	Other												
Postponed	2	0	1	0												
Delayed	4	0	0	0												
Suspend.	1	0	0	0												
Cancelled	0	0	0	0												
Average Time of Delay: 1 hour and 4 mins. (5 games, 5:21 total)					# of Errorless Games (22) Fielding Percentage: .972 (SAL Rank: T-5th)											
Last Weather Affected Game: 6/7 vs. Greenville (Delayed)																
Home Weather Affected Games: 4 (Last: 6/7 vs. GRV; Delayed)																
Road Weather Affected Games: 4 (Last: 5/5 at GBO; Delayed)																
Extra Innings			8th	9th	10th	11th	12th	13th	14th	15th	16th	17th	18th+	TOTAL		
# of Times Played to			0	0	3	2	0	0	0	0	0	0	0	0		
W-L Record			0-0	0-0	2-1	1-1	0-0	0-0	0-0	0-0	0-0	0-0	0-0	0-0		
Max Runs Per Inning			1st	2nd	3rd	4th	5th	6th	7th	8th	9th	10th	11th	12th		
Runs			5	6	5	4	4	6	3	4	3	1	2	0		
Date			5/17	4/23	5/11	5/10	5/30	4/18	6/7	5/26	5/22	5/26	4/15	N/A		

SEASON PITCHING/CATCHING STATISTICS

Starter-Reliever Breakdown (First Half)

	Rec	IP	H	ER	BB	SO	ERA
Starters	22-23	316.2	334	169	94	316	4.80
Relievers	8-10	226.2	194	95	89	274	3.77
TOTAL	30-33	543.1	528	264	183	590	4.37

Starter/ Reliever Breakdown (Second Half)

	Rec	IP	H	ER	BB	SO	ERA
Starters	0-0	0.0	0	0	0	0	0.00
Relievers	0-0	0.0	0	0	0	0	0.00
TOTAL	0-0	0.0	0	0	0	0	0.00

Starter/ Reliever Breakdown (Overall)

	Rec	IP	H	ER	BB	SO	ERA
Starters	22-23	316.2	334	169	94	316	4.80
Relievers	8-10	226.2	194	95	89	274	3.77
TOTAL	30-33	543.1	528	264	183	590	4.37

Catcher's Box

	Rec	IP	SB	SBA	CS	CS%	PB	E
Anchia	20-18	328.0	41	57	16	28%	6	6
Nevarez	7-11	150.2	23	28	5	18%	1	1
Pazos	3-4	64.2	9	16	7	44%	2	1
TOTAL	30-33	543.1	73	101	28	28%	9	8

Starting Pitcher Log

Pitcher	GS	Team Record	SB/SBA(%)	Support	QS	K/9
Casetta-Stubbs	9	3-6	7/9 (78%)	17 (1.9)	0	7.0
Chandler	13	6-7	11/17 (65%)	60 (4.6)	7	7.9
De Los Santos	5	0-5	4/4 (100%)	5 (1.0)	0	7.8
Espino	1	0-1	0/0 (0%)	1 (1.0)	0	1.7
Florida	4	2-2	1/3 (33%)	16 (4.0)	0	7.3
Gilbert	5	5-0	3/4 (75%)	11 (2.2)	0	14.3
Inman	12	6-6	16/18 (89%)	35 (2.9)	4	10.7
Jaskie	2	1-1	2/3 (67%)	5 (2.5)	0	11.0
Moyers	12	7-5	6/10 (60%)	40 (3.3)	8	8.9

Relief Pitcher Effectiveness

Pitcher	IR	IRS	% Scored	Holds	1st batters
Arias	4	1	25%	1	1-17, HR, 7K, BB
Biasi	7	3	43%	1	4-8, 2B, 3B, 2K, 5 BB
De Los Santos	0	0	0%	0	0-3, 2K
Ellingson	1	0	0%	0	3-14, 5K, BB
Espino	2	0	0%	1	1-6, 2K, 2 BB
Florida	0	0	0%	0	1-3, 2B
Hoffman	6	0	0%	0	1-8, 2K, BB
Jaskie	0	0	0%	0	0-1, K
Nevarez	2	2	100%	0	1-1, HR
Onyshko	6	2	33%	3	3-15, HR, 2B, BB, 6K
Pall	5	0	0%	2	4-15, 2 2B, 8K
Rodriguez	0	0	0%	0	1-2, 2B
Slater	1	0	0%	0	0-1
Sweet	6	2	33%	2	6-17, 2B, 3B, 4K, HBP
Wade	0	0	0%	0	0-0, 2 BB
Willrodt	1	0	0%	1	1-7, 3K
Totals	41	10	24%	11	27-118 (.229), 1 HBP, 13 BB, 7 2B, 2 3B, 3 HR, 43 K

Saves (12): (5 pitchers with a save)

Pitcher(#)	Date	Opp.
Arias (1)	4/6	@GRV
Arias (2)	4/13	AUG
Hoffman (1)	4/18	@ASH
Hoffman (2)	4/24	COL
Hoffman (3)	4/27	ASH
Hoffman (4)	4/30	@LWD
Pall (1)	5/1	@LWD
Pall (2)	5/9 (G2)	AUG
Ellingson (1)	5/10	AUG
Ellingson (2)	6/2	@ASH
Arias (3)	6/4	@HIC
Ellingson (3)	6/7	GRV

Blown Saves (#):

Pitcher(#)	Date	Opp.
------------	------	------

Record by Relief Appearance:

Pitcher	Rec	Streak
Arias	10-9	L1
Biasi	7-7	L2
De Los Santos	1-2	L2
Ellingson	10-6	W3
Espino	4-4	L3
Hoffman	7-2	W7
Florida	0-3	L3
Jaskie	0-1	L1
Nevarez	0-1	L1
Onyshko	6-9	W1
Pall	9-6	L2
Rodriguez	0-2	L2
Slater	0-1	L1
Sweet	6-12	L2
Wade	1-1	L1
Willrodt	1-6	L4

POWER SEASON BY THE NUMBERS

Score by Inning	1	2	3	4	5	6	7	8	9	10	11	12	13	14	15+	TOTAL				
Power	32	25	39	44	28	33	20	17	18	3	2	0	0	0	0	260				
Opponent	35	38	40	27	47	38	25	24	23	2	2	0	0	0	0	304				
Margin of W	1	2	3	4	5	6	7	8	9	10	11	12	13	14	15	16	17	18	19	20
Power	10	4	2	5	4	3	1	0	0	1	0	0	0	0	0	0				
Opponent	8	1	7	6	3	4	0	0	0	2	0	0	1	0	1	0				

Starts/Record by Field Position

Record when

Power scores

0: 0-4
1: 1-6
2: 4-7
3: 0-5
4: 7-2
5: 7-5
6: 3-1
7: 2-3
8: 1-0
9: 0-0
10: 3-0
11: 1-0
12: 1-0
13: 0-0
14: 0-0
15: 0-0
16: 0-0
17: 0-0
18: 0-0
19: 0-0
20: 0-0

CATCHER:

Jake Anchia (20-18)
Dean Nevarez (7-11)
Manny Pazos (3-4)

FIRST BASE:

Onil Pena (28-28)
Nick Rodriguez (2-4)
Bobby Honeyman (0-1)

SECOND BASE:

Joseph Rosa (11-14)
Cesar Izturis, Jr. (8-4)
Nick Rodriguez (5-7)
J.R. Davis (3-6)
Connor Hoover (2-1)
Manny Pazos (1-0)
Ryne Ogren (0-1)

SHORTSTOP:

Joseph Rosa (15-14)
Cesar Izturis, Jr. (9-16)
Ryne Ogren (6-3)

THIRD BASE:

Bobby Honeyman (26-27)
Nick Rodriguez (2-4)
Ryne Ogren (2-1)
Connor Hoover (0-1)

LEFT FIELD:

Ryan Ramiz (24-21)
Charlie McConnell (5-8)
Jarred Kelenic (1-2)
Manny Pazos (0-1)
Nick Rodriguez (0-1)

CENTER FIELD:

Jarred Kelenic (20-13)
Charlie McConnell (7-9)
J.R. Davis (3-4)
Johnny Slater (0-5)
Julio Rodriguez (0-2)

RIGHT FIELD:

Charlie McConnell (8-8)
Johnny Slater (7-10)
Cesar Trejo (8-3)
Jarred Kelenic (2-6)
Julio Rodriguez (4-2)
Nick Rodriguez (0-2)
Ryan Ramiz (1-0)
J.R. Davis (0-1)
Manny Pazos (0-1)

DESIGNATED HITTER:

Cesar Trejo (7-4)
Keegan McGovern (4-6)
J.R. Davis (4-3)
Jarred Kelenic (2-4)
Ryan Ramiz (2-4)
Dean Nevarez (4-1)
Nick Rodriguez (3-2)
Jake Anchia (2-2)
Charlie McConnell (1-2)
Onil Pena (0-2)
Connor Hoover (1-0)
Bobby Honeyman (0-1)
Julio Rodriguez (0-1)
Joseph Rosa (0-1)

Record when

Opponent score

0: 5-0
1: 11-0
2: 3-2
3: 4-3
4: 3-1
5: 1-2
6: 0-7
7: 1-5
8: 0-6
9: 1-1
10: 0-3
11: 0-0
12: 0-0
13: 0-0
14: 0-1
15: 0-0
16: 0-1
17: 0-1
18: 0-0
19: 0-0
20: 0-0

Starts/Record by Batting Order

FIRST:

Charlie McConnell (8-16)
Ryan Ramiz (12-6)
Johnny Slater (1-6)
J.R. Davis (3-1)
Bobby Honeyman (1-2)
Ryne Ogren (2-0)
Nick Rodriguez (2-0)
Cesar Izturis, Jr. (1-0)
Jarred Kelenic (0-1)

SECOND:

Jarred Kelenic (25-21)
J.R. Davis (2-5)
Nick Rodriguez (2-3)
Charlie McConnell (2-0)
Manny Pazos (0-2)
Bobby Honeyman (0-1)

THIRD:

Onil Pena (16-7)
Keegan McGovern (5-5)
Julio Rodriguez (4-5)
Joseph Rosa (4-4)
J.R. Davis (2-5)
Jarred Kelenic (0-3)
Ryan Ramiz (0-2)
Dean Nevarez (0-1)

CLEANUP:

Onil Pena (11-15)
Ryan Ramiz (10-8)
Bobby Honeyman (5-2)
Jake Anchia (2-3)
Dean Nevarez (3-1)
J.R. Davis (0-2)
Joseph Rosa (0-1)

FIFTH:

Bobby Honeyman (7-13)
Joseph Rosa (11-6)
Ryan Ramiz (4-6)
J.R. Davis (3-1)
Cesar Trejo (2-2)
Onil Pena (1-2)
Jake Anchia (1-1)
Dean Nevarez (1-1)
Charlie McConnell (0-1)

SIXTH:

Joseph Rosa (7-9)
Jake Anchia (9-4)
Bobby Honeyman (5-3)
Onil Pena (0-6)
Dean Nevarez (2-3)
Cesar Trejo (1-3)
Nick Rodriguez (2-1)
Ryan Ramiz (1-2)
Johnny Slater (2-0)
Ryne Ogren (1-1)
Charlie McConnell (0-1)

SEVENTH:

Jake Anchia (6-9)
Bobby Honeyman (5-5)
Dean Nevarez (4-5)
Joseph Rosa (2-6)
Cesar Trejo (6-0)
Charlie McConnell (3-2)
Nick Rodriguez (1-3)
Manny Pazos (2-1)
Johnny Slater (0-2)
Ryan Ramiz (1-0)

EIGHTH:

Nick Rodriguez (3-10)
Cesar Trejo (6-2)
Charlie McConnell (5-3)
Jake Anchia (4-3)
Johnny Slater (3-3)
Bobby Honeyman (3-2)
Manny Pazos (2-3)
Joseph Rosa (2-3)
Connor Hoover (1-2)
Dean Nevarez (1-1)
Ryne Ogren (0-1)

NINTH:

Cesar Izturis, Jr. (16-20)
Ryne Ogren (4-3)
Charlie McConnell (3-4)
Nick Rodriguez (3-2)
Johnny Slater (1-4)
Connor Hoover (2-0)
Bobby Honeyman (1-0)

POWER SEASON BREAKDOWNS

HIGHS AND LOWS

MISCELLANEOUS

Winning streak:	7 (April 20 (G2)-April 27)
Losing streak:	6 (3x, May 19-May 24)
Home W streak:	10 (April 13-April 27)
Home L streak:	7 (May 11-May 24)
Road W streak:	3 (April 20 (G2)-May 1)
Road L streak:	8 (May 2-May 16)
Winning margin:	10 (May 9 (G1) vs. AUG)
Losing margin:	15 (June 1 at ASH)
Largest deficit overcome in win:	5 (May 26 vs. LEX)
Longest game, innings:	11 (2x, May 15 at CSC)
Longest game, time (no delay):	4:01 (April 18 at ASH)
Longest game, time (delay):	3:37 (April 12 vs AUG (:56))
Longest 9-inning game, time:	4:01 (April 18 at ASH)
Shortest 9-inning game, time:	2:10 (June 3 at HIC)
Longest 7-inning game, time:	2:32 (April 20 (G2) at ASH)
Shortest 7-inning game, time:	1:51 (May 28 (G2) vs. LEX)
Largest home crowd:	6027 (May 13 vs. KAN)
Smallest home crowd:	525 (May 12 vs. KAN)
Largest road crowd:	7551 (April 4 at GRV)
Smallest road crowd:	808 (June 3 at HIC)

TEAM BATTING

Most runs, game:	12 (April 18 at ASH)
Most runs, inning:	6 (2x, 2nd, April 23 vs. COL)
Most hits, game:	18 (April 18 at ASH)
Most hits, inning:	6 (2x, 1st, May 17 at GRV)
Fewest hits, 9-inning game:	3 (4x, May 12 vs. KAN)
Most doubles:	5 (3x, May 30 at ASH)
Most triples:	2 (5/22 vs. GBO)
Most home runs:	3 (3x, May 26 vs. LEX)
Most walks:	9 (April 6 at GRV)
Most strikeouts:	16 (May 1 at LWD)
Most stolen bases:	3 (May 24 vs. GBO)
Most runners LOB:	14 (April 6 at GRV)
Most DPs hit into:	3 (5x, June 3 at HIC)

TEAM PITCHING/FIELDING

Runs allowed, game:	17 (May 22 vs. GBO)
Runs allowed, inning:	7 (2x, 2nd, May 31 at ASH)
Hits allowed, game:	19 (June 1 at ASH)
Hits allowed, inning:	6 (2x, 1st, May 22 vs. GBO)
Fewest hits allowed:	2 (April 11 vs. AUG)
Strikeouts:	19 (2x, April 15 vs. LWD)
Walks:	11 (April 12 vs. AUG)
Fewest walks allowed:	0 (7x, June 5 at HIC)
Home runs allowed:	4 (June 1 at ASH)
Most errors:	4 (May 21 vs. GBO)
Most errors by opponent:	4 (April 7 at GRV)
Most DPs turned:	3 (May 23 vs. GBO)

INDIVIDUAL BATTING:

Runs scored:	3 (3x, Bobby Honeyman, May 26 vs. LEX)
Hits:	4 (2x, Cesar Trejo, May 3 at GBO)
Doubles:	2 (11x, Charlie McConnell, June 1 at ASH)
Triples:	1 (9x, Keegan McGovern, June 4 at HIC)
Home runs:	2 (3x, Jake Anchia, May 9 (G1) vs. AUG)
RBI:	5 (2x, Dean Nevarez, May 26 vs. LEX)
Walks:	3 (2x, Cesar Trejo, April 27 vs. ASH)
Stolen bases:	2 (Johnny Slater, May 24 vs. GBO)
Hitting streak:	18 (Jarred Kelenic, April 11-May 2)
On-Base streak:	26 (Jarred Kelenic, April 10-May 9-2)

INDIVIDUAL PITCHING

Longest outing, starter:	8.1 (Clay Chandler, June 4 at HIC)
Shortest outing, starter:	1.2 (Ryne Inman, May 31 at ASH)
Innings, in relief:	4.2 (Ben Onyshko, May 8 vs. AUG)
Strikeouts, starter:	10 (2x, Ryne Inman, April 23 vs. COL)
Strikeouts, reliever:	8 (Jamal Wade, April 6 at GRV)
Walks, starter:	6 (Oliver Jaskie, April 7 at GRV)
Walks, reliever:	5 (Oliver Jaskie, April 12 vs AUG)
Home runs allowed:	3 (Elias Espino, June 1 at ASH)

POWER RECORD WHEN

Overall record:

30-33

Day game (Before 5 pm):	6-11
Night game:	24-22
Doubleheaders:	4-2
Extra innings:	3-2
Score first:	23-9
Allow first run:	7-24
Winner never trailed:	21-19
* Lead after 6 innings:	17-0
* Trail after 6 innings:	2-25
* Tied after 6 innings:	5-5
* Lead after 7 innings:	20-0
* Trail after 7 innings:	3-26
* Tied after 7 innings:	3-4
* Lead after 8 innings:	21-0
* Trail after 8 innings:	2-28
* Tied after 8 innings:	3-2

* Scheduled nine inning games only

Starter goes 6+	14-8
Starter goes 7+	6-1
Starter goes 8+	1-0
Quality Start:	14-5
Games decided in last at-bat:	6-6
Walk-offs:	4-4
Shutouts:	5-4
One-run games:	10-8
Come-from-behind wins (3+ runs only):	3
vs. RHP Starters:	22-30
vs. LHP Starters:	8-3

Commit an error:	16-25
No errors:	14-8
Commit multiple errors:	6-10
Power hit a home run:	19-19
No home runs:	10-14
Outhit opponent:	21-4
Outhit by opponent:	4-25
Hits are even:	5-4

vs. NL affiliates:	20-14
vs. AL affiliates:	10-18

Opponent	Rec.	Home	Road
Delmarva Shorebirds	0-0	0-0	0-0
Greensboro Grasshoppers	0-8	0-4	0-4
Hagerstown Suns	0-0	0-0	0-0
Hickory Crawdads	1-2	0-0	1-2
Kannapolis Intimidators	0-3	0-3	N/A
Lakewood BlueClaws	5-1	3-0	2-1
vs. Northern	6-14	3-7	3-7
Asheville Tourists	7-4	3-1	4-3
Augusta GreenJackets	5-2	5-2	N/A
Charleston RiverDogs	0-3	0-0	0-3
Columbia Fireflies	3-0	3-0	N/A
Greenville Drive	5-7	1-3	4-4
Lexington Legends	4-3	3-1	1-2
Rome Braves	0-0	0-0	0-0
vs. Southern	24-19	15-7	9-12

Days	Rec.	Months	Rec.
Monday	2-5	April	17-7
Tuesday	5-2	May	10-20
Wednesday	3-5	June	3-6
Thursday	7-3	July	0-0
Friday	4-6	Aug.	0-0
Saturday	6-5	Sept.	0-0
Sunday	2-6		

First game of series:	10-8	White Jerseys:	3-1
Last game of series:	6-12	Gray Jerseys:	8-5
Rubber game:	1-2	Black Jerseys:	11-24
Travel day:	2-0	White Sleeveless Jerseys:	3-2
Getaway day:	2-9	Throwback Jerseys (yellow):	1-1
After a day off:	3-1	Camo Jerseys:	3-0
Series won/loss/split:	8-7-3	Wheeler's Jerseys (white):	1-0

POWER TRANSACTIONS/MONTHLY STATS

Date	Player	To	First Half From April	Action
4/04				Opening Day Roster Announced
4/04	RHP Sam Carlson	Injured List	Active Roster	Placed on injured list April 4
4/04	RHP Joey O'Brien	Injured List	Active Roster	Placed on injured list April 4
4/04	LHP Max Roberts	Injured List	Active Roster	Placed on injured list April 4
4/11	RHP Jamal Wade	Injured List	Active Roster	Placed on seven-day injured list April 11
4/11	RHP Matthew Willrodt	Active Roster	Ext. Spring Training	Transferred to Power from Extended Spring Training
4/15	RHP Sal Biasi	Active Roster	Wisconsin Timber Rattlers (Trade w/MIL)	Added to Power roster after being traded to Mariners
4/15	RHP Matt Willrodt	Ext. Spring Training	Active Roster	Transferred to Extended Spring Training from Power
4/19	OF Julio Rodriguez	Injured List	Active Roster	Placed on injured list (retroactive to April 16)
4/19	C Manny Pazos	Modesto Nuts	West Virginia Power	Promoted to High-A Modesto from West Virginia
4/19	C Dean Nevarez	Active Roster	Active Roster	Transferred to Power from Extended Spring Training
4/19	INF Nick Rodriguez	Active Roster	Ext. Spring Training	Transferred to Power from Extended Spring Training
4/24	LHP Oliver Jaskie	Ext. Spring Training	Active Roster	Transferred to Extended Spring Training from Power
4/24	IF Ryne Ogren	Baltimore Orioles	Active Roster	Traded to the Baltimore Orioles for RHP Mike Wright
4/24	RHP Damon Casetta-Stubbs	Active Roster	Extended Spring Training	Transferred to Power from Extended Spring Training
4/24	IF Connor Hoover	Active Roster	Arkansas Travelers	Transferred to the Power from Double-A Arkansas
April Stats - Batting: AVG (.238, 6th), RPG (4.4, T-4th), HR (20, 3rd), SB (13, 11th); Pitching: ERA (2.59, 2nd), K (258, 2nd), SV (6, T-4th)				
5/1	RHP Logan Gilbert	Modesto Nuts	West Virginia Power	Promoted to High-A Modesto from West Virginia
5/1	RHP Josias De Los Santos	Active Roster	Ext. Spring Training	Transferred to Power from Extended Spring Training
5/3	RHP Elias Espino	Injured List	Active Roster	Placed on injured list (retroactive to May 2)
5/3	RHP Matthew Willrodt	Active Roster	Extended Spring Training	Transferred to Power from Extended Spring Training
5/6	RHP Nolan Hoffman	Injured List	Active Roster	Placed on injured list May 6
5/6	RHP Deivy Florido	Active Roster	Extended Spring Training	Transferred to Power from Extended Spring Training
5/7	INF Connor Hoover	Ext. Spring Training	Active Roster	Transferred to Extended Spring Training from Power
5/7	OF J.R. Davis	Active Roster	Tacoma Rainiers	Transferred to Power from Triple-A Tacoma
5/10	OF Cesar Trejo	Ext. Spring Training	Active Roster	Transferred to Extended Spring Training from Power
5/10	OF Johnny Slater	Active Roster	Tacoma Rainiers	Transferred to the Power from Triple-A Tacoma
5/27	RHP Elias Espino	Active Roster	Injured List	Activated from the injured list (retroactive to May 27)
5/27	RHP Matthew Willrodt	Ext. Spring Training	Active Roster	Transferred to Extended Spring Training from Power
5/29	OF Jarred Kelenic	Modesto Nuts	West Virginia Power	Promoted to High-A Modesto from West Virginia
5/29	OF Keegan McGovern	Active Roster	Modesto Injured List	Activated from the IL and transferred to West Virginia
May Stats - Batting: AVG (.224, 11th), RPG (4.3, 8th), HR (27, T-2nd), SB (15, 11th); Pitching: ERA (5.44, 14th), K (263, 9th), SV (4, 13th)				
6/3	INF/OF J.R. Davis	Injured List	Active Roster	Placed on injured list June 3
6/3	C/UTIL Manny Pazos	Active Roster	Modesto Nuts	Transferred to West Virginia from High-A Modesto
6/10	OF Keegan McGovern	Modesto Nuts	Active Roster	Promoted to High-A Modesto from West Virginia
6/10	OF Julio Rodriguez	Active Roster	Injured List	Activated from the IL and placed on the active roster
6/10	INF Cesar Izturis Jr.	Everett AquaSox	Active Roster	Transferred to Short Season Everett from the Power
6/10	INF Utah Jones	Active Roster	Extended Spring Training	Transferred to Power from Extended Spring Training

INJURED LIST (6) *(Current players in Bold)

Player Name	Dates on IL	Team Average/ERA and W-L during stint on IL	Injury Details
RHP Sam Carlson	April 4-Present	4.37 ERA (264ER/543.1IP) 30-33	Opening Day Roster Announced
RHP Joey O'Brien	April 4-Present	4.37 ERA (264ER/543.1IP) 30-33	Opening Day Roster Announced
LHP Max Roberts	April 4-Present	4.37 ERA (264ER/543.1IP) 30-33	Opening Day Roster Announced
RHP Jamal Wade	April 11-Present	4.60 ERA (246ER/481.0 IP) 26-29	Placed on seven-day injured list
OF Julio Rodriguez	April 16-June 10	.225 AVG (352H/1566AB) 21-28	Placed on injured list (retroactive to April 16)
RHP Elias Espino	May 2-May 27	5.44 ERA (130ER/215.0IP) 7-18	Was on injured list from May 2-27
RHP Nolan Hoffman	May 6-Present	5.65 ERA (177ER/282.0IP) 12-21	Placed on injured list May 6
INF/OF J.R. Davis	June 3-Present	.224 AVG (51H/228AB) 2-5	Placed on injured list June 3

AWARDS LIST

Player Name	Award	Date
Clay Chandler	SAL Pitcher of the Week	4/22-28

EJECTIONS (5)

Player/Coach/Manager (Inning)	Date	Opponent
David Berg (6th)	4/6	@Greenville
Eric Farris (9th)	5/12	Kannapolis
Jarred Kelenic (8th)	5/15	@Charleston
David Berg (8th)	5/25	Lexington
Eric Farris (9th)	6/2	@Asheville

THE LAST TIME IT HAPPENED...

Category: Most Recent (Previous if known)

BATTING

Four-Hit Game: Cesar Trejo, 5/3/19 at GBO (Jarred Kelenic, 4/16/19 vs. LWD)
Five-Hit Game: Daniel Arribas, 5/28/16 vs. COL (Jerrick Suiter, 8/05/15 vs. GRV)
Three Doubles in a Game: Ben Bengtson, 7/14/18 vs. DEL (Oneil Cruz, 5/10/18 at HAG)
Two Triples in a Game: Oneil Cruz, 6/16/18 vs. DEL (Logan Hill, 7/22/16 vs. CSC)
Had at least a 10-game hitting streak: Jarred Kelenic, 18 games - 4/11/19 - 5/2/19 (Chris Sharpe, 12 - 6/10/18 - 6/25 (G1))
Had at least a 15-game hitting streak: Jarred Kelenic, 18 games, 4/11/19 - 5/2/19 (Ben Bengtson, 15 games, 5/29/18 - 6/14/18)
Had at least a 20-game hitting streak: Harold Ramirez, 23 games, 6/05/14 - 7/1/14 (Starling Marte, 22 games, 7/09/09-8/09/09)
Hit for the Cycle: Eric Fryer, 8/09/08 vs. HIC
1st inning lead-off HR: Charlie McConnell, 5/21/19 vs. GBO (Oneil Cruz, 7/29/18 vs. ASH)
1st inning lead-off HR by opponent: Brandon Lockridge, 5/14/19 at CSC (Kyle Isbel, 7/19/18 at LEX)
Inside-the-Park HR: Lolo Sanchez, 4/10/18 vs. LWD (Game 1) (Casey Hughston, 7/14/16 vs. AUG)
Back-to-Back HR Ryan Ramiz and Joseph Rosa, 4/25/19 vs. ASH (Kyle Watson/Rafelin Lorenzo, 4/8/18 vs. GVL (G2))
Back-to-Back HR by OPP Micah Brown and Marcos Rivera, 6/1/18 at GSO (Unknown)
Two-Home Run Game: Jake Anchia, 5/9/19-1 vs. AUG (Jarred Kelenic, 4/27/19 vs. ASH)
Grand Slam: Dean Nevarez, 5/26/19 vs. LEX (Deon Stafford 8/11/18 at ROM)
Homered in consecutive games: Jarred Kelenic, 5/26-5/28/19 vs. LEX (Jarred Kelenic, 5/21-5/22/19 vs. GBO)
Homered in three straight games: Adrian Valerio, 6/22/17 - 6/24/17-2 vs. LEX (JaCoby Jones, 7/4/14 - 7/6/14 @ GBO)
Homered in four straight games: Eric Avila, 8/16/12- 8/19/12 @ KAN (Caleb Gindl, 8/19/08-8/22/08 vs. ASH)
Walk-off home run: Dean Nevarez, 4/26/19 vs. ASH (Ryan Peurifoy, 5/1/18 vs. AUG)
Pitcher hits a home run: Nick Rodriguez, 5/21/19 vs. GBO
Four-Run Game: Yoel Gonzalez, 8/02/17 @ LEX (Albert Baur, 7/10/17 @ ROM)
Five-Run Game: Brent Brewer, 4/18/08 @ ASH (Mat Gamel, 6/16/06 vs. HIC)
Five-RBI Game: Dean Nevarez, 5/26/19 vs. LEX (Jake Anchia, 5/9/19-1 vs. AUG)
Six-RBI Game: Deon Stafford, 8/11/18 at ROM (Chase Simpson, 8/05/15 vs. GRV)
Seven-RBI Game: Carlos Munoz, 6/01/16 vs. LWD (Edwin Espinal, 8/28/14 @ LEX)
West Virginia Scores 10 Runs (Game): 10, 5/26/19 vs. LEX (10, 5/17/19 at GRV)
West Virginia Scores 10 Runs (Inning): 10, 7/22/17 vs. LEX (10, 7/17/08 vs. COL)
West Virginia Scores 15+ Runs (Game): 15, 4/14/18 at HIC (16, 7/22/17 vs. LEX)
Opponent Scores 10 Runs (Game): 16, 6/1/19 at ASH (14, 5/31/19 at ASH)
Opponent Scores 10 Runs (Inning): 10, 8/26/09 @ BG (12, 6/06/09 @ KAN)
Opponent Scores 15+ Runs (Game): 15, 4/10/18 vs. LWD (Game 2) (15, 4/5/13 vs. ASH)

PITCHING

Threw a complete game shutout: Luis Escobar, 9/02/17 @ DEL (6-0 in Five Innings) (Mike Wallace, 8/30/17-2 @ LWD (2-0))
Threw a no-hitter: Stephen Tarpley- 7/07/15 vs DEL (6 Innings)(Jake Burnette, Jose Regalado & Eric Dorsch- 4/15/15-1 vs. HAG)
Threw a one-hitter: MacGregor, Escobar, Susler, 8/09/18-1 @ GBO (5-3 in 7 IP)
..... (Luis Escobar, 9/02/17 @ DEL (6-0 in 5 IP)
Threw a one-hitter - 9 Innings: John Kuchno, Lance Breedlove & Jhondaniel Medina, 8/14/13 vs. GBO (Kyle McPherson & Ryan Kelly, 5/25/10 vs. LEX)
Threw a two-hitter: Ike Schlabach and Max Kranick at CSC, 9/1/18 (Max Kranick and Elvis Escobar vs. ASH, 7/29/18)
Threw a complete game: Clay Chandler, 7 innings, 5/9/19-1 vs. AUG (Hunter Stratton, 6 innings, 7/26/18-1 @ KAN)
Threw a shutout: Casetta-Stubbs, Bias, Arias, Hoffman, 4/30/19 at LWD (Chandler, Ellingson, Espino, Hoffman, 4/22/19 vs. COL)
Threw a nine-inning shutout: .. Casetta-Stubbs, Bias, Arias, Hoffman, 4/30/19 at LWD (Chandler, Ellingson, Espino, Hoffman, 4/22/19 vs. COL)
Had double-digit strikeouts: Ryne Inman, 10, 4/23/19 vs. COL (Clay Chandler, 10, 4/22/19 vs. COL)
Position Player Pitched: Johnny Slater - 6/1/19 at ASH (Nick Rodriguez - 5/31/19 at ASH)






MISCELLANEOUS

1-0 Final Score: 4/4/19 Win @ GRV (6/25/18 (G2) Loss vs. LWD/8/06/16 Win @ DEL)
No-hit by Opponent: 3-0 vs. KAN on 6/03/14 (Five Innings) (1-0 @ HAG on 6/19/05)
Back-to-Back Shutout wins: 8/19/18-8/20/18 vs. CSC (6/8/18 at HIC (DH))
Back-to-Back Shutout losses: 6/26/17 & 6/27/17 @ AUG (7/03/13 @ HAG & 7/04/13 vs LEX)
Steal more than five bases in a game: 7, 7/14/18 vs. DEL (5/03/15 at GBO, 6)
Four Game Series Sweep: 8/27/18-8/30/18 vs. HAG (6/11/18-6/14/18 @ AUG)
Four Game Sweep by Opponent: 5/21/19 - 5/24/19 vs. GBO (5/3/19 - 5/6/19 at GBO)
Five Game Series Sweep: 6/25/15-6/29/15 vs. GBO (9/01/11-9/05/11 @ DEL)
Five Game Sweep by Opponent: 4/19/11-4/23/11 @ KAN
Hit into triple play: Wyatt Mathisen, 2nd Inning, 4/06/14 @ LEX (1-6-3-2) (Jodaneli Carvajal, 3rd Inning on 4/19/12 @ CSC)
Ejected Player: Jarred Kelenic - 8th Inning, 5/15/19 @ CSC by Nolan Earley (Deon Stafford - 6th Inning, 6/13/18 @ AUG by Forrest Ladd)
Ejected Staff: Eric Farris - 9th, 6/2/19 at ASH by Nolan Earley (David Berg - 8th, 5/25/19 vs. LEX by Evin Johnson)



AROUND THE MARINERS SYSTEM



<u>THE PARENT CLUB AND ITS AFFILIATES</u>		<u>TODAY'S GAME</u>
	SEATTLE MARINERS (MLB) <i>WHERE THEY STAND:</i> 28-41, 5th Place, AL West (18.0 GB) <i>LAST NIGHT'S RECAP:</i> Seattle 9, Los Angeles (AL) 3 Hitter Stats: Encarnacion and Murphy: 2-for-5, 2 HR, 3 RBI, 2R each Pitcher Stats: LeBlanc: 6 IP, 6H, 2R, BB, 8K; Bass: 1 IP, BB, K	OFF DAY
	Tacoma Rainiers (Triple-A) <i>WHERE THEY STAND:</i> 30-34, 3rd, PCL Pacific Northern (2.5 GB) <i>LAST NIGHT'S RECAP:</i> Nashville 3, Tacoma 0 Hitter Stats: Brugman: 1-for-4, 2B; Miller: 1-for-3, 2B Pitcher Stats: Misiewicz: 5 IP, 4H, 3R, 3BB, 4K; Rumbelow: 3IP, 3K	2:35 P.M. vs. Nashville Sounds
	ARKANSAS TRAVELERS (Double-A) <i>WHERE THEY STAND:</i> 40-21, Clinched Playoffs, Texas League North <i>LAST NIGHT'S RECAP:</i> Arkansas 11, Tulsa 7 (Clinched Playoff Berth) Hitter Stats: White: 3-for-5, HR, 2 RBI, 2R; Fraley: 2-for-5, 2 HR Pitcher Stats: Moore: 5.1 IP, 3H, 4R, BB, 4K; Anderson: 2 IP, 1H	OFF DAY
	MODESTO NUTS (A-Advanced) <i>WHERE THEY STAND:</i> 28-35, T-3rd Place, CAL North (13.5 GB) <i>LAST NIGHT'S RECAP:</i> Visalia 10, Modesto 2 Hitter Stats: Rizzo: 2-for-5, RBI; Raleigh: 2-for-4, 2B, R Pitcher Stats: Hutchison: 6 IP, 7H, 3ER, 2BB, 9K; Willrodt: 2 IP, 2K	9:00 P.M. at Visalia Rawhide
	EVERETT AQUASOX (Short-Season A) <i>WHERE THEY STAND:</i> 0-0, 1st Place, NWL North (- GB) <i>LAST NIGHT'S RECAP:</i> Stats:	Season starts June 14
	AZL MARINERS (Rookie) <i>WHERE THEY STAND:</i> 0-0, 1st Place, AZL West (- GB) <i>LAST NIGHT'S RESULT:</i> Stats:	Season starts June 17
	DSL Mariners (Rookie) <i>WHERE THEY STAND:</i> 4-3, 3rd Place, DSL Northeast (2.0 GB) <i>LAST NIGHT'S RESULT:</i> OFF DAY	10:30 A.M. at DSL Giants

Bold/Italic: Denotes Current Power Player **MARINERS ORGANIZATIONAL LEADERS**

Batter: Austin Nola (.335, TAC)
HR: Jarred Kelenic (13, MOD)
RBI: Jake Fraley (45, Arkansas)
SB: Ian Miller (16, Tacoma)

Pitcher: Nabil Crismatt (2.72, Arkansas)
Wins: **Clay Chandler (6, WV)**
Saves: Joey Gerber (8, Modesto)
Strikeouts: Ljay Newsome (94, Modesto)

Team Batting: Tacoma, AVG: .285
HR: 69, RBI: 343, H: 641, R: 368, SB: 72-of-94
Team Pitching: Arkansas, W-L: 40-21
ERA: 3.33, Saves: 20, Strikeouts: 568, SHO: 6

POWER GAME LOG

Game	Date	Opponent	Score	Power				Opponent				Winning Pitcher	Losing Pitcher	Save	Rec.	Standings	Attendance	Time (Delay)
				R	H	E	LOB	R	H	E	LOB							
1	4/4	at Greenville	1-0 W (F/10)	1	4	1	8	0	4	2	8	Devin Sweet (1-0)	Hunter Haworth (0-1)	None	1-0	T-1st	7551	2:50
2	4/5	at Greenville	3-2 L	2	6	3	8	3	6	1	7	Logan Browning (1-0)	Nolan Hoffman (0-1)	None	1-1	T-4th (-1.0)	5111	2:45
3	4/6	at Greenville	6-5 W	6	11	2	14	5	7	3	8	Jamal Wade (1-0)	Yorvin Pantoja (0-1)	Dayeison Arias (1)	2-1	T-2nd (-1.0)	5137	3:39
4	4/7	at Greenville	6-5 L (F/10)	5	11	0	12	6	9	4	7	Rio Gomez (1-0)	Devin Sweet (1-1)	None	2-2	5th (-1.0)	4451	3:34
5	4/8	at Lexington	6-1 L	1	6	0	4	6	12	0	8	Jonathan Bowlan (1-0)	Steven Moyers (0-1)	Tyler Gray (1)	2-3	T-5th (-1.5)	1419	2:24
6	4/9	at Lexington	4-0 W	4	5	2	6	0	3	1	7	Logan Gilbert (1-0)	Austin Cox (0-1)	None	3-3	T-4th (-2.0)	1590	2:41
7	4/10	at Lexington	2-1 L	1	3	1	8	2	7	3	6	Jon Heasley (2-0)	Jamal Wade (1-1)	None	3-4	T-4th (-3.0)	4848	2:41
8	4/11	vs. Augusta	4-0 W	4	10	0	11	0	2	2	3	Ryne Inman (1-0)	Gregory Santos (0-2)	None	4-4	T-3rd (-3.0)	4223	2:40
9	4/12	vs. Augusta	9-3 L	3	10	1	11	9	10	0	14	Tyler Schimpf (1-0)	Elias Espino (0-1)	None	4-5	T-4th (-3.0)	601	3:37 (:56)
10	4/13	vs. Augusta	2-1 W	2	7	0	9	1	6	1	4	Steven Moyers (1-1)	Keaton Winn (1-1)	Dayeison Arias (2)	5-5	T-3rd (-3.0)	1825	2:15
	4/14	vs. Augusta	Postponed due to inclement weather.....Doubleheader set for Thursday, May 9 at 6:05 p.m. in West Virginia															
11	4/15	vs. Lakewood	5-4 W (F/11)	5	7	2	6	4	4	0	5	Ben Onyshko (1-0)	Tyler Carr (0-1)	None	6-5	3rd (-3.5)	747	3:14
12	4/16	vs. Lakewood	7-1 W	7	13	1	9	1	4	1	5	Clay Chandler (1-0)	Jhordany Mezquita (0-2)	None	7-5	3rd (-3.5)	947	2:34
13	4/17	vs. Lakewood	7-1 W	7	8	0	8	1	5	3	6	Ryne Inman (2-0)	Francisco Morales (0-1)	None	8-5	3rd (-3.5)	2899	2:29
14	4/18	at Asheville	12-7 W	12	18	1	9	7	12	1	14	Sal Biasi (1-0)	Alfredo Garcia (0-2)	Nolan Hoffman (1)	9-5	3rd (-3.5)	3550	4:01
	4/19	at Asheville	Postponed due to inclement weather.....Doubleheader set for Saturday, April 20 at 1:05 p.m.															
15	4/20	at Asheville (G1)	8-5 L (F/7)	5	7	0	7	8	13	0	7	Nick Kennedy (2-0)	Devin Sweet (1-2)	Alex Martinez (3)	9-6	3rd (-3.5)	-----	2:23
16	4/20	at Asheville (G2)	6-2 W (F/7)	6	13	1	9	2	4	3	4	Devin Sweet (2-2)	Ryan Feltner (0-3)	None	10-6	3rd (-3.5)	2005	2:32 (:32)
17	4/22	vs. Columbia	5-0 W	5	8	2	6	0	4	3	4	Clay Chandler (2-0)	Jose Butto (0-3)	None	11-6	3rd (-3.5)	1399	2:36
18	4/23	vs. Columbia	10-3 W	10	12	1	9	3	5	2	6	Ryne Inman (3-0)	Jaison Vilera (1-2)	None	12-6	3rd (-3.5)	1301	3:01
19	4/24	vs. Columbia	2-1 W	2	3	0	5	1	3	3	6	Damon Casetta-Stubbs (1-0)	Christian James (0-3)	Nolan Hoffman (2)	13-6	3rd (-3.5)	1249	2:17
20	4/25	vs. Asheville	5-1 W	5	6	3	10	1	6	1	10	Steven Moyers (2-1)	Frederis Parra (0-1)	None	14-6	3rd (-3.5)	1413	3:01
21	4/26	vs. Asheville	4-3 W	4	7	0	4	3	5	2	8	Sal Biasi (2-0)	Alexander Martinez (0-1)	None	15-6	3rd (-3.0)	899	2:40
22	4/27	vs. Asheville	5-1 W	5	7	0	6	1	7	0	8	Clay Chandler (3-0)	Nick Bush (1-2)	Nolan Hoffman (3)	16-6	2nd (-2.5)	1674	2:38
23	4/28	vs. Asheville	8-2 L	2	4	1	10	8	6	0	4	Shelby Lackey (1-2)	Ryne Inman (3-1)	None	16-7	3rd (-2.5)	1111	2:57
24	4/30	at Lakewood	2-0 W	2	3	0	8	0	6	0	5	Damon Casetta-Stubbs (2-0)	James McArthur (0-2)	Nolan Hoffman (4)	17-7	3rd (-2.5)	1597	2:30
25	5/1	at Lakewood	2-1 W	2	4	1	11	1	6	3	5	David Ellingson (1-0)	Kyle Glogoski (0-1)	Bryan Pall (1)	18-7	3rd (-2.5)	1976	2:39
26	5/2	at Lakewood	10-0 L	0	5	1	6	10	14	0	8	Tyler McKay (1-2)	Josias De Los Santos (0-1)	None	18-8	3rd (-3.5)	4487	2:30
27	5/3	at Greensboro	3-2 L	2	6	1	11	3	6	1	3	Oswaldo Bido (5-0)	Clay Chandler (3-1)	Braeden Ogle (1)	18-9	3rd (-4.5)	5772	2:46
28	5/4	at Greensboro	6-3 L	3	8	3	7	6	7	2	7	Alex Manasa (3-0)	Ryne Inman (3-2)	Samuel Reyes (3)	18-10	4th (-5.5)	3861	3:12 (2:12)
29	5/5	at Greensboro	8-2 L	2	8	1	4	8	14	1	4	Brad Case (4-1)	Damon Casetta-Stubbs (2-1)	None	18-11	4th (-6.5)	3176	2:32 (1:05)
30	5/6	at Greensboro	6-3 L	3	4	1	3	6	11	0	4	Nicholas Economos (4-1)	Steven Moyers (2-2)	Logan Stoelke (4)	18-12	4th (-7.5)	6682	2:31
31	5/8	vs. Augusta	8-3 L	3	12	2	10	8	9	1	6	Sean Hjelte (1-2)	Josias De Los Santos (0-2)	None	18-13	4th (-7.5)	1385	2:58
32	5/9	vs. Augusta (G1)	11-1 W (F/7)	11	9	1	4	1	5	0	4	Clay Chandler (4-1)	Jesus Ozoria (0-2)	None	19-13	-----	-----	2:15
33	5/9	vs. Augusta (G2)	6-1 W (F/7)	6	8	0	8	1	6	3	7	Deivy Florido (1-0)	Keaton Winn (1-2)	Bryan Pall (2)	20-13	4th (-7.0)	1299	2:28
34	5/10	vs. Augusta	5-3 W	5	8	0	11	3	6	2	5	Ryne Inman (4-2)	Blake Rivera (1-1)	David Ellingson (1)	21-13	4th (-6.0)	2888	3:11
35	5/11	vs. Kannapolis	10-7 L	7	7	1	7	10	15	2	6	Davis Martin (3-2)	Sal Biasi (2-1)	Bennett Sousa (3)	21-14	4th (-7.0)	1599	2:41
36	5/12	vs. Kannapolis	2-1 L	1	3	2	5	2	9	0	6	Jason Bilous (1-1)	Steven Moyers (2-3)	Andrew Perez (1)	21-15	4th (-7.5)	525	
37	5/13	vs. Kannapolis	6-2 L	2	7	1	6	6	9	0	6	Vince Arobie (2-1)	Matthew Willrodt (0-1)	None	21-16	4th (-7.5)	6,027	2:51
38	5/14	at Charleston	6-5 L	5	7	2	4	6	12	2	9	Jeffry Valdez (1-1)	David Ellingson (1-1)	None	21-17	4th (-8.5)	2641	2:26
39	5/15	at Charleston	7-6 L (F/11)	6	10	2	10	7	7	0	11	Aaron McGarity (2-2)	Dayeison Arias (0-1)	None	21-18	4th (-9.0)	3156	3:43
40	5/16	at Charleston	5-0 L	0	6	0	5	5	10	0	7	Luis Gil (2-2)	Damon Casetta-Stubbs (2-2)	Jhony Brito (2)	21-19	4th (-10.0)	4077	2:22
41	5/17	at Greenville	10-4 W	10	14	2	8	4	6	2	5	Steven Moyers (3-3)	Brayan Bello (1-3)	None	22-19	4th (-10.0)	5506	2:58
42	5/18	at Greenville	4-1 W	4	8	0	6	1	6	0	6	Deivy Florido (2-0)	Angel Padron (1-4)	Josias De Los Santos (1)	23-19	4th (-9.5)	5048	2:32
43	5/19	at Greenville	8-4 L	4	9	0	8	8	12	0	6	Yoan Aybar (1-1)	Clay Chandler (4-2)	None	23-20	4th (-10.5)	4816	2:55
44	5/20	at Greenville	4-0 L	0	6	1	5	4	8	0	6	Thaddeus Ward (3-2)	Ryne Inman (4-3)	Hunter Haworth (1)	23-21	4th (-11.5)	3032	2:11
45	5/21	vs. Greensboro	10-7 L	7	5	4	3	10	14	2	14	Colin Selby (1-0)	Damon Casetta-Stubbs (2-3)	None	23-22	4th (-11.5)	1139	3:10
46	5/22	vs. Greensboro	17-7 L	7	8	2	3	17	16	2	7	Alex Manasa (5-0)	Steven Moyers (3-4)	Cam Alldred (1)	23-23	4th (-12.5)	1288	3:11
47	5/23	vs. Greensboro	6-5 L	5	9	2	4	6	10	1	5	Brad Case (7-1)	Josias De Los Santos (0-3)	John O'Reilly (2)	23-24	4th (-13.5)	1698	2:42
48	5/24	vs. Greensboro	7-5 L	5	8	1	4	7	14	1	9	Will Gardner (1-0)	David Ellingson (1-2)	Y. De Los Santos (2)	23-25	T-4 (-14.5)	2272	3:12
49	5/25	vs. Lexington	4-1 W	4	5	0	5	1	9	1	9	Ryne Inman (5-3)	Jon Heasley (4-2)	None	24-25	4th (-14.5)	2297	2:38
50	5/26	vs. Lexington	10-9 W (F/10)	10	10	0	7	9	13	0	7	Sal Biasi (3-1)	Daniel James (3-1)	None	25-25	4th (-14.0)	890	3:30
	5/27	vs. Lexington	Postponed due to unplayable field conditions.....Doubleheader set for Tuesday, May 28 at 5:05 p.m.															
51	5/28	vs. Lexington (G1)	5-4 W (F/7)	5	6	1	4	4	6	1	3	David Ellingson (2-2)	Kyle Hinton (0-4)	None	26-25	-----	----	2:04
52	5/28	vs. Lexington (G2)	3-0 L (F/7)	0	1	1	4	3	6	2	5	Austin Cox (3-3)	Deivy Florido (2-1)	Josh Dye (3)	26-26	4th (-15.0)	801	1:51
53	5/30	at Asheville	8-3 W	8	10	1	6	3	9	2	5	Clay Chandler (5-2)	Shelby Lackey (1-6)	None	27-26	4th (-15.0)	3291	2:52
54	5/31	at Asheville	14-1 L (F/7)	1	5	0	4	14	13	0	7	Colten Schmidt (1-2)	Ryne Inman (5-4)	None	27-27	4th (-14.5)	3594	2:19
55	6/1	at Asheville	16-1 L	1	6	1	7	16	19	0	12	Alfredo Garcia (1-4)	Damon Casetta-Stubbs (2-4)	None	27-28	4th (-15.5)	3888	3:07
56	6/2	at Asheville	5-4 W	5	9	1	8	4	7	1	6	Steven Moyers (4-4)	Ryan Feltner (3-5)	David Ellingson (2)	28-28	4th (-14.5)	2041	2:45
57	6/3	at Hickory	7-2 L	2	7	2	3	7	7	0	2	Ronny Henriquez (1-3)	Deivy Florido (2-2)	None	28-29	4th (-15.5)	808	2:10
58	6/4	at Hickory	4-2 W	4	9	0	5	2	6	0	5	Clay Chandler (6-2)	Cole Winn (0-2)	Dayeison Arias (3)	29-29	4th (-14.5)	1340	2:35
59	6/5	at Hickory	5-1 L	1	4	1	6	5	8	0	4	Tyree Thompson (2-2)	Ryne Inman (5-5)	Grant Anderson (5)	29-30	4th (-15.5)	3556	2:18
60	6/6	vs. Greenville	7-3 L	3	6	1	6	7	8	1	6	Thaddeus Ward (5-2)	Damon Casetta-Stubbs (2-5)	None	29-31	4th (-16.5)	3196	2:38
61	6/7	vs. Greenville	4-2 W	4	9	0	8	2	6	0	9	Steven Moyers (5-4)	Hunter Haworth (1-4)	David Ellingson (3)	30-31	4th (-15.5)	1177	2:30 (:36)
62	6/8	vs. Greenville	8-2 L	2	7	0	5	8	12	0	6	Chris Machamer (2-2)	Josias De Los Santos (0-4)	None	30-32	4th (-16.5)	2412	2:41
63	6/9	vs. Greenville	7-4 L	4	9	0	9	7	11	2	7	Brayan Bello (3-5)	Clay Chandler (6-3)	Kevin Biondic (1)	30-33	4th (-16.5)	787	2:43
64	6/10	vs. Delmarva																
65	6/11	vs. Delmarva																
66	6/12	vs. Delmarva																
67	6/13	at Hagerstown																
68	6/14	at Hagerstown																

POWER GAME LOG

Game	Date	Opponent	Score	Power				Opponent				Winning Pitcher	Losing Pitcher	Save	Rec.	Standings	Attendance	Time
				R	H	E	LOB	R	H	E	LOB							
71	6/20	at Lakewood																
72	6/21	at Lakewood																
73	6/22	at Lakewood																
74	6/23	at Lakewood																
75	6/24	at Greensboro																
76	6/25	at Greensboro																
77	6/26	at Greensboro																
78	6/27	vs. Kannapolis																
79	6/28	vs. Kannapolis																
80	6/29	vs. Kannapolis																
81	6/30	vs. Kannapolis																
82	7/1	vs. Hickory																
83	7/2	vs. Hickory																
84	7/3	vs. Hickory																
85	7/4	at Lexington																
86	7/5	at Lexington																
87	7/6	at Lexington																
88	7/7	at Lexington																
89	7/9	vs. Delmarva																
90	7/10	vs. Delmarva																
91	7/11	vs. Delmarva																
92	7/12	at Greensboro																
93	7/13	at Greensboro																
94	7/14	at Greensboro																
95	7/15	vs. Columbia																
96	7/16	vs. Columbia																
97	7/17	vs. Columbia																
98	7/18	vs. Delmarva																
99	7/19	vs. Delmarva																
100	7/20	vs. Delmarva																
101	7/21	vs. Delmarva																
102	7/23	at Hickory																
103	7/24	at Hickory																
104	7/25	at Hickory																
105	7/26	at Rome																
106	7/27	at Rome																
107	7/28	at Rome																
108	7/29	at Rome																
109	7/31	vs. Greensboro																
110	8/1	vs. Greensboro																
111	8/2	vs. Greensboro																
112	8/3	vs. Rome																
113	8/4	vs. Rome																
114	8/5	vs. Rome																
115	8/6	vs. Rome																
116	8/8	at Lakewood																
117	8/9	at Lakewood																
118	8/10	at Lakewood																
119	8/11	at Lakewood																
120	8/12	at Delmarva																
121	8/13	at Delmarva																
122	8/14	at Delmarva																
123	8/15	vs. Hagerstown																
124	8/16	vs. Hagerstown																
125	8/17	vs. Hagerstown																
126	8/18	vs. Hagerstown																
127	8/20	at Charleston																
128	8/21	at Charleston																
129	8/22	at Charleston																
130	8/23	vs. Lakewood																
131	8/24	vs. Lakewood																
132	8/25	vs. Lakewood																
133	8/26	at Lexington																
134	8/27	at Lexington																
135	8/28	at Lexington																
136	8/29	at Lexington																
137	8/30	vs. Greensboro																
138	8/31	vs. Greensboro																
139	9/1	vs. Greensboro																
140	9/2	vs. Greensboro																