


*2018 Eastern League  
Media Guide and  
Record Book*



# ***TicketReturn***

Smart. Simple. Reliable. Ticketing.



## **Trust a Veteran.**

For over 17 years, TicketReturn has been the trusted leader in ticketing solutions for MiLB. Just like your team, we work hard to make each season our best ever, and 2018 is no exception.

### ***New Enhancements Include...***

- Added Features to Non-Ticket Inventory Online
- Email Marketing Functionality
- Correspondence History Tracking
- Integrations with Groupmatics and Stadium 1
- Flex Plans Available Online

# FREE HISTORIC LOGO PENNANT\*



\* WITH THE PURCHASE  
OF OFFICIAL  
MiLB HOMETOWN COLLECTION  
MERCHANDISE\*\*



\*\* AT PARTICIPATING LOCATIONS  
ONLY WHILE SUPPLIES LAST;  
SEE INDIVIDUAL TEAM STORES  
FOR DETAILS.


	1	2	3	4	5	6	7	8	9	10	R	H	E
VISITOR													
HOME													
AT BAT													
BALLS													
STRIKES													
OUTS													
											H	E	



MINOR LEAGUE BASEBALL™

Hometown  
COLLECTION





**Appetize**

# Appetize Modern Enterprise Point Of Sale Solutions



**Self-Serve  
Kiosks**



**Mobile  
Ordering**



**POS  
Terminals**



**Handhelds**

Trusted By Over 700 Enterprises



6601 Center Dr. W, Suite 700, Los Angeles, CA 90045  
[www.appetizeapp.com](http://www.appetizeapp.com) // 877.559.4225 // [sales@appetizeapp.com](mailto:sales@appetizeapp.com)

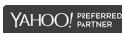
# Find Out Why Dozens Of MiLB Teams Have Chosen Hibu For Their Digital Marketing Needs...



**At Hibu, we make it easy for you to make a big impact online.** Our innovative digital marketing solutions get you found, put you ahead of your competition, and help you grow your business.

We make sure your website is a big hit with your fans by creating tailored display campaigns that appear on the internet's most popular websites. Each campaign includes retargeting, Facebook ads and a huge mobile presence that results in increased ticket sales and revenues. Best of all, we do all the work and let you run your business.

**Call or e-mail Bill Klock to discuss your 2018 digital marketing plan.  
(610) 731-2547 | [william.klock@hibu.com](mailto:william.klock@hibu.com)**



# YOUR STADIUM'S MVP



**Ephesus All Field**

 ephesus

Benefits of All Field LED sports lighting versus traditional lighting:

- 10x better uniformity ✓
- 70% less energy consumed ✓
- 0 maintenance events ✓
- 250% more light on the field per fixture ✓
- Nearly 0% light depreciation over time ✓
- Fan experience effects ✓
- 10x less light spill ✓
- Better for broadcast ✓

 ephesus

**EAT•N**

[eaton.com/ephesus](http://eaton.com/ephesus)

# EXPERIENCE THE NEVCO DIFFERENCE

**COLUMBUS STATE UNIVERSITY**

LOGGERS WIN

AT BAT	BALL	STRIKE	OUT	H	E
12	2	1	1	1	0

	1	2	3	4	5	6	7	8	9	10	RUNS	HITS	ERRORS
Guests	10	0	0	1	1	0	0	0	0	0	3	6	3
COACHES	20	10	3	2	1	1	1	2	1	1	12	15	0

HOME OF THE WHOPPER

**COLUMBUS STATE UNIVERSITY  
COLUMBUS, GA**

**PETERSEN HOTELS FIELD**

COUNTRY INN & SUITES BY CARLSON

Holiday Inn & Suites

WINGATE BY WYNDHAM

Hampton Inn & Suites BY HILTON

LOUISVILLE Slugger SPORTS COMPLEX

BOBS

AT BAT	BALL	STRIKE	OUT	H	E
85	3	2	2	8	0

	1	2	3	4	5	6	7	8	9	10	RUNS	HITS	ERRORS
WILDCATS	0	0	0	0	0	0	0	0	0	0	0	2	3
BATS	0	0	0	0	0	0	0	0	0	0	3	8	0

88:00 TIME

LOUISVILLE Slugger SPORTS COMPLEX  
PEORIA, IL

FLORIDA GULF COAST UNIVERSITY

DONATED BY LEO J. & JEAN E. HERTZOG FAMILY TRUST

HOME RUN

SOFTBALL

AT BAT	BALL	STRIKE	OUT	H	E
34	2	1	2	1	0

	1	2	3	4	5	6	7	8	9	10	RUNS	HITS	ERRORS
EAGLES	1	2	0	0	0	0	0	0	0	0	3	4	1
FGCU	2	1	1	0	0	0	0	0	0	0	4	5	0

CONFERENCE CHAMPIONS  
2008, 2012, 2012 (NCAA)

FLORIDA GULF COAST UNIVERSITY  
FORT MEYERS, FL

WHOLESALE SCREEN PRINTING CO. (888) 383-4876

HOME OF THE WITTENBERG TIGERS & CHAMPION CITY KINGS

Welcome To CARLETON DAVIDSON STADIUM

SO sospringfield.com everything.springfield.ohio

OHIO VALLEY surgical hospital

Coors LIGHT

Speedway

AT BAT	BALL	STRIKE	OUT	H	E
45	3	2	2	8	0

	1	2	3	4	5	6	7	8	9	10	RUNS	HITS	ERRORS
WOOSTER	1	0	0	0	0	0	0	0	0	0	2	3	1
WITT	0	0	3	0	0	0	0	0	0	0	3	8	0

Kroger Kroger Kroger

IN MEMORY OF **Bob Pyle** PITCHER

CARLETON DAVIDSON STADIUM  
SPRINGFIELD, OH

**NEVCO**

INTEGRATED DISPLAY AND SCORING SOLUTIONS

Providing facilities with the highest quality scoring and display products for over 80 years.

1.800.851.4040 | WWW.NEVCO.COM




OFFICIAL SIGNAGE  
SUPPLIER OF



# BASEBALL SIGNAGE

## NOW OFFERING

### PATRIOTIC DECOR



## ORDER TODAY! 603-664-7174

### CUSTOM PRINTED PENNANT STRINGS

Printed in full color with long lasting, fade resistant ink. Choose from single sided or double sided.



223 Drake Hill Rd. Strafford, NH 03884  
amigraphics.com | 603-664-7174

© Minor League Baseball Trademarks are used with permission.  
All rights reserved.



# THE MARK OF A PRO<sup>®</sup>



MINOR LEAGUE

THE OFFICIAL BATTING HELMET AND BALL SUPPLIER OF MINOR LEAGUE BASEBALL<sup>®</sup>



THE OFFICIAL BATTING HELMET AND BALL SUPPLIER OF MAJOR LEAGUE BASEBALL<sup>®</sup>

Est. 1994



U.S.A.

**OT Sports**

## Official Jersey Provider of the 2018 Eastern League All-Star Game



Replica Jerseys



Specialty Jerseys

**Official on-field supplier and licensed  
retail supplier of Minor League Baseball**



Outerwear



Apparel

Elaine Gastineau  
479.986.0434



[www.otsports.com](http://www.otsports.com)  
[info@otsports.com](mailto:info@otsports.com)

# ACKNOWLEDGEMENTS

*Editor* . . . . . Bill Rosario  
*Records By* . . . . . Major League Baseball Advanced Media  
*Printer* . . . . . Creative Imaging Group  
*Photo Contributors* . . National Baseball Hall of Fame Library, Cooperstown  
Dave Schofield, Ralph Trout, Rodolfo P. Tellez,  
Roger Wood, Andrew Woolley

## EASTERN LEAGUE BASEBALL

*96 Years of Excellence*  
1923 - 2018



# Table of Contents

Page

Eastern League Officials, Managers, Umpires and General Information . . . . .	1
Eastern League President Joseph McEacharn . . . . .	2
Eastern League Umpire Crews . . . . .	3
Eastern League History: 1923-2017 . . . . .	5

## 2017 EASTERN LEAGUE SEASON

2017 Final Standings/Division Standings . . . . .	9
2017 Attendance/Managers/All-Star Team . . . . .	10
2017 Award Winners . . . . .	11
2017 Eastern League Diamond Pro Sports Field Manager of the Year . . . . .	13
2017 Players of the Week/Pitchers of the Week . . . . .	14
2017 Eastern League All-Star Game . . . . .	25

## 2017 EASTERN LEAGUE LEADERS

Top Ten Hitters/Batting Departmental Leaders . . . . .	81
Fielding Leaders . . . . .	82
Top Ten Pitchers/Pitching Departmental Leaders . . . . .	85
Caught Stealing Catchers/Pitchers . . . . .	86
Miscellaneous Statistics . . . . .	87

## 2018 EASTERN LEAGUE TEAMS

Club Directories (including staff, team records, and 2015 statistics)	
AKRON RUBBERDUCKS . . . . .	29
ALTOONA CURVE . . . . .	33
BINGHAMTON RUMBLE PONIES . . . . .	37
BOWIE BAYSOX . . . . .	42
ERIE SEAWOLVES . . . . .	46
HARRISBURG SENATORS . . . . .	50
HARTFORD YARD GOATS . . . . .	55
NEW HAMPSHIRE FISHER CATS . . . . .	59
PORTLAND SEA DOGS . . . . .	63
READING FIGHTIN PHILS . . . . .	67
RICHMOND FLYING SQUIRRELS . . . . .	72
TRENTON THUNDER . . . . .	76

## 2018 EASTERN LEAGUE INFORMATION

2018 Eastern League Schedule . . . . .	137
2018 Eastern League Mileage Chart . . . . .	144
2018 Visiting Teams Hotel List . . . . .	143
Eastern League Cities . . . . .	88
Major League Affiliations: Listing by Eastern League city . . . . .	91
Major League Affiliations: Listing by Major League Affiliate . . . . .	92

## ATTENDANCE

Eastern League Club Attendance (1958-2017) .....	93
Eastern League Yearly Total Attendance .....	90
Top 20 Individual Team Season Attendance .....	89

## STANDINGS AND RECORDS

Eastern League Alumni in Sports Halls of Fame .....	7
Eastern League Standings and Playoff Results (1923-2017) .....	96
Eastern League Single Season Leaders-Batting Average .....	118
Eastern League Single Season Leaders-Hits .....	119
Eastern League Single Season Leaders-Doubles .....	120
Eastern League Single Season Leaders-Triples .....	121
Eastern League Single Season Leaders-Home Runs .....	122
Eastern League Single Season Leaders-Total Bases .....	123
Eastern League Single Season Leaders-Slugging Percentage .....	124
Eastern League Single Season Leaders-RBI .....	125
Eastern League Single Season Leaders-Runs Scored .....	126
Eastern League Single Season Leaders-Stolen Bases .....	127
Eastern League Single Season Leaders-Wins .....	128
Eastern League Single Season Leaders-ERA .....	129
Eastern League Single Season Leaders-Strikeouts .....	130
Eastern League Single Season Leaders-Winning Percentage .....	131
Eastern League Single Season Leaders-Saves .....	132
Eastern League Individual Season Records-Pitching & Batting .....	133
Eastern League No-Hitters .....	134
Eastern League Most Valuable Player Award Winners .....	15
Eastern League Pitcher of the Year Award Winners .....	15
Eastern League Rookie of the Year Award Winners .....	16
Eastern League Manager of the Year Award Winners .....	16
Eastern League Executive of the Year Award Winners .....	17
Eastern League Rawlings Woman Executive of the Year Award Winners .....	17
Eastern League Charles K. Murphy Patriot Award Winners .....	17
Eastern League Warren Giles Award Winners .....	17
Eastern League Larry MacPhail Award Winners .....	17
Eastern League John H. Johnson Award Winners .....	17
Baseball America Award Winners .....	18
Eastern League Season Ending All-Star Teams .....	19
Total League Championships .....	89

## EASTERN LEAGUE MEDIA GUIDE ADVERTISERS

‘47	Ephesus
AMI Graphics	Fans for the Cure
Appetize	hibu
The BairFind Foundation	Minor League Baseball
Baseball America	Nevco
Baseball Assistance Team	OT Sports
Collins Company	Rawlings
Detex	Team Magnet Promotions
Diamond Pro	TicketReturn
Eastern League All-Star Game	Vistar

**THE EASTERN LEAGUE OF PROFESSIONAL BASEBALL CLUBS, INC.**

30 Danforth Street, Suite 208, Portland, ME 04101

Phone: (207) 761-2700 Fax: (207) 761-7064

Web Site: [www.easternleague.com](http://www.easternleague.com) E-Mail: [elpb@easternleague.com](mailto:elpb@easternleague.com)

**EASTERN LEAGUE OFFICE STAFF**

President: Joseph McEacharn

Assistant to the President: Bill Rosario

**LEAGUE DIRECTORS**

Fernando Aguirre, Ken Babby, Mark Butler, Lou DiBella,  
Joe Finley, John Hughes, Geoff Iacuesa, Bob Lozinak,  
Brian Shallcross, Art Solomon, Josh Solomon, Craig Stein

**2018 EASTERN LEAGUE UMPIRES**

(Highest 2017 Assignment Listed)

- Derek Gonzales - Eastern League
- Rich Grassa - Eastern League
- Aaron Higgins - Eastern League
- Justin Houser - Eastern League
- Ben Levin - Eastern League
- John Mang - Eastern League
- Christopher Marco - Eastern League
- Takahito Matsuda - Eastern League
- Jacob Metz - Eastern League
- Thomas Roche - Carolina League
- Greg Roemer - Florida State League
- Randy Rosenberg - Eastern League
- Michael Savakinas - Eastern League
- Chris Scott - Eastern League
- Sean Shafer-Markle - Florida State League
- Patrick Sharshel - Eastern League
- Derek Thomas - Florida State League
- JC Velez-Morales - Florida State League

**2018 FIELD MANAGERS**

- Akron: Tony Mansolino
- Altoona: Michael Ryan
- Binghamton: Luis Rojas
- Bowie: Gary Kendall
- Erie: Andrew Graham
- Harrisburg: Matt LeCroy
- Hartford: Warren Schaeffer
- New Hampshire: John Schneider
- Portland: Darren Fenster
- Reading: Greg Legg
- Richmond: Willie Harris
- Trenton: Jay Bell

**LEAGUE STATISTICIAN**

Major League Baseball Advanced Media  
75 Ninth Avenue, 5th Floor  
New York, NY 10011  
Phone: (212) 485-3444  
Fax: (212) 485-3456

**Schedule:** 140 Games **Opening Date:** April 5 **Closing Date:** September 3

**Eastern League All-Star Game:** Wednesday, July 11 at Trenton, NJ

**Divisional Playoffs:** The 1st and 2nd place teams in each division will play a best three out of five series with a 2-3 format. The 2nd place team opens at home.

**League Championships:** The winner of each Divisional playoff series will play a best three out of five series with a 2-3 format. The Championship will begin in the Western Division on even number years and in the Eastern on odd number years.

**Roster Limits:** 25 players throughout the entire season.

## JOSEPH McEACHARN, EASTERN LEAGUE PRESIDENT



Joseph McEacharn took office as the 11th President in Eastern League history on January 1, 2003. He replaced former President, William B. Troubh, who retired from the position on December 31, 2002.

The 2018 season marks President McEacharn's 22nd with the Eastern League. Mr. McEacharn originally joined the league as a member of President Troubh's staff in 1997 and served as Vice President of the league for three seasons prior to being named Eastern League President.

President McEacharn, who was the 2006 recipient of the Warren Giles Award, received his bachelor's degree from the University of Massachusetts at Amherst and also graduated from the University of Maine School of Law.

He is a member of both the Maine and Massachusetts Bar Associations and currently resides in Scarborough, Maine, with his wife Mary.

"I consider it a privilege to be part of the Eastern League and Minor League Baseball," states President McEacharn. "We will continue to strive to maintain Minor League Baseball as affordable family entertainment as we address the new challenges that lie ahead."

Assisting Mr. McEacharn in his duties as Eastern League President is Bill Rosario. The 2018 season is Bill's 17th with the Eastern League. He originally joined the league office as an administrative assistant prior to the 2002 season. He received his bachelor's degree in Sports Management from Springfield College and previously worked with the Springfield Falcons of the American Hockey League and the athletic department at Springfield College. Mr. Rosario currently resides in Biddeford, Maine with his wife Annie and their daughter Zoe.

### EASTERN LEAGUE PRESIDENTS

John H. Farrell (1923-1929)

Perry B. Farrell (1929-1937)

Thomas H. Richardson (1937-1960)

A. Rankin Johnson (1960-1968)

Thomas H. Richardson (1968-1970)

Roy Jackson (1970-1974)

P. Patrick McKernan (1974-1981)

Charles E. Eshbach (1981-1993)

John Levenda (1993-1997)

William B. Troubh (1997-2002)

Joseph McEacharn (2003-Present)

# Eastern League Umpire Crews

## Crew 1



**Takahito Matsuda**



**John Mang  
(Crew Chief)**



**Aaron Higgins**

## Crew 2



**Chris Marco**



**Derek Gonzales  
(Crew Chief)**



**Derek Thomas**

## Crew 3



**Justin Houser**



**Mike Savakinas  
(Crew Chief)**



**Thomas Roche**



# Eastern League Umpire Crews

## Crew 4



**Ben Levin**



**Randy Rosenberg  
(Crew Chief)**



**Sean Shafer-Markle**


## Crew 5



**Chris Scott**



**Patrick Sharshel  
(Crew Chief)**



**Greg Roemer**

## Crew 6



**Jacob Metz**



**Rich Grassa  
(Crew Chief)**



**JC Velez**


# EASTERN LEAGUE HISTORY: 1923-2017

Formed on March 23, 1923 at the Arlington Hotel in Binghamton, New York as a six-team circuit located entirely within two states, the Eastern League (EL) is now composed of two six-team divisions with teams in nine different states.

For the first 15 years of its existence the Eastern League was known as the New York-Pennsylvania League. The original six members of the league were Binghamton and Elmira, New York and Scranton, Wilkes-Barre, Williamsport and York, Pennsylvania. The following year, Harrisburg, Pennsylvania and Utica, New York joined the fold, increasing the league's membership to eight teams. On July 2, 1936, the York franchise made a mid-season transfer to Trenton, New Jersey, creating the league's first-ever member outside of New York and Pennsylvania, the Trenton Senators. In 1938, the Scranton franchise moved to Hartford, Connecticut and the New York-Penn League became known as the Eastern League. Although there were franchise relocations, the league remained an eight-team unit through 1957. League membership fluctuated between six and eight teams until 1994, when the league grew to ten teams with the addition of the New Haven Ravens and the Portland Sea Dogs. In 1999, the Eastern League expanded to 12 teams, with the addition of the Altoona Curve and the Erie SeaWolves, making it double the size it was just 20 years earlier. Prior to the 2016 season, the New Britain Rock Cats relocated to Hartford, Connecticut, making the Hartford Yard Goats the most recent addition to the league. Since 1923, there have been Eastern League franchises in 52 different cities which have been located in 13 different states and two Canadian provinces.

The first game in league history took place in Williamsport on May 9, 1923, when the Billies stomped the visiting Wilkes-Barre Barons 10-4. Since then, more than 56,000 Eastern League games have been played in front of more than 118-million fans. Attendance has risen dramatically in recent seasons, with the Eastern League breaking the all-time attendance record during the 2010 season, when 3,966,241 fans paid their way into Eastern League ballparks.

A total of 39 Eastern League alumni have been enshrined in the Baseball Hall of Fame in Cooperstown, New York, with the latest member, **Ken Griffey Jr.**, inducted in the summer of 2016. Many of these players, including **Greg Maddux, Nolan Ryan, Juan Marichal, Mike Schmidt, Whitey Ford, Bill Mazeroski, Warren Spahn, Richie Ashburn, Carlton Fisk and Ralph Kiner**, played in the league prior to starting their MLB careers. **Jim Palmer** pitched for Elmira in 1968 while rehabbing an arm injury. A year earlier, **Robin Roberts** closed out his pro career pitching for the Reading Phillies. Following a Hall of Fame career in the Negro Leagues right-hander **Leon Day** played for the Scranton Miners. **Lefty Gomez, Heinie Manush, Travis Jackson, Tony Lazzeri,** and **Rabbit Maranville** all managed in the league following the completion of their big league days. Hall of Fame Manager **Earl Weaver** was an Eastern League skipper for four years (Elmira 1962-65) prior to becoming the manager of the Baltimore Orioles in 1968.



Former Elmira  
Pioneer Manager  
and Hall of Famer  
Earl Weaver



Hall of Fame  
Umpire  
Jocko Conlan

**Jim Bunning**, who entered the Hall with Weaver in 1996, pitched for the Williamsport Tigers in 1952 prior to his major league career and his post playing career in the United States Senate. Twenty years later he returned to the Eastern League to manage the Reading Phillies. One of the few umpires in Baseball's Pantheon, **Al Barlick**, called 'em as he saw 'em in the Eastern League in 1939, while **Jocko Conlan**, who umpired in the Eastern League during the 1936 and 1937 seasons, also earned enshrinement.

The list of Eastern League products in a sports hall of fame does not end in Cooperstown. **Don Hutson**, a charter member of the professional Football Hall of Fame in Canton, Ohio, played for the 1937 Albany Senators. **Ken Strong**, who earned election to the Football Hall of Fame in 1967, is still the co-holder of the Eastern League record for home runs in a single season. Strong, who like Hutson was an outfielder, belted 41 round trippers for the Hazelton Mountaineers in 1930. Another outfielder, **Bill Sharman**, played for Elmira in 1950 before putting his energies full-time into another sport. He subsequently played and coached his way into the Basketball Hall of Fame in 1975. **Glenn Killinger**, the manager and second baseman for the League Champion 1928 Harrisburg Senators, played quarterback for Penn State from 1918-1921 and was inducted into the College Football Hall of Fame in 1971. Killinger played football professionally with the New York Giants in 1926 and went on to coach basketball, football and baseball at West Chester State Teachers College.

In the history of the Eastern League only five players have managed to win the "Triple Crown" (lead the league in home runs, RBI, and batting average). The most recent winner came in 2008 when Bowie Baysox outfielder **Lou Montanez** hit .335 with 26 home runs and 97 RBIs. Other Triple Crown winners include **Joe Munson** of the 1925 Harrisburg Senators (his .400 average is still the league's single season record), **Bob Chance** of the 1963 Charleston Indians, **George Scott** of the 1965 Pittsfield Red Sox and **Danny Thomas** of the 1976 Berkshire Brewers.

Among the Eastern League hurlers who have won the pitching equivalent of the Triple Crown (league leader in wins, ERA, and strikeouts) are Wilkes-Barre's **Red Embree** in 1941, **Chet Covington** of Scranton in 1943, **Mark Davis** of the 1980 Reading Phillies, and two members of the Springfield Giants: **Juan Marichal** (1959) and **Gerry Thomas** (1961).

**Bryce Harper**, **Manny Machado**, **Aaron Judge**, **Mookie Betts** and **Stephen Strasburg** were among the 26 Eastern League alumni named to the rosters for the 2017 MLB All-Star Game. Additionally, of the 50 players on the rosters for the 2017 World Series, 16 played in the Eastern League during their career, including ALCS MVP **Justin Verlander** and NLCS co-MVP **Justin Turner**. The list of Eastern League alumni award winners also included 2017 American League Cy Young winner **Corey Kluber** and American League Rookie of the Year **Aaron Judge**.



2017 AL Cy Young Corey Kluber  
on Rehab With Akron in 2017  
(Juli Donlen Photography)

# EASTERN LEAGUE ALUMNI IN SPORTS HALL OF FAMES

## BASEBALL HALL OF FAME

Richie Ashburn.....	Utica 1945, 1947
Jeff Bagwell.....	New Britain, 1990
Al Barlick.....	Umpire 1939
Wade Boggs.....	Bristol, 1978-79
Jim Bunning.....	Williamsport 1952, Reading (Mgr.) 1972
Gary Carter.....	Quebec City 1973
Jocko Conlan.....	Umpire 1936-37
Bobby Cox.....	West Haven (Mgr.) 1972
Nestor Chylak.....	Umpire, 1950-51
Andre Dawson.....	Quebec City 1976
Leon Day.....	Scranton 1952
Carlton Fisk.....	Pittsfield 1969, Pawtucket 1970
Whitey Ford.....	Binghamton 1949
Pat Gillick.....	Elmira, 1962-63
Lefty Gomez.....	Binghamton (Player/Mgr.) 1946-47
Ken Griffey Jr.....	Vermont, 1988
Ricky Henderson.....	Jersey City 1978
Travis Jackson.....	Hartford (Mgr.) 1951
Ralph Kiner.....	Albany 1941-42
Tony La Russa.....	Binghamton 1962
Barry Larkin.....	Vermont, 1985
Bob Lemon.....	Wilkes-Barre 1940-41
Tony Lazzeri.....	Wilkes-Barre (Player/Mgr.) 1943
Greg Maddux.....	Pittsfield 1986
Heinie Manush.....	Scranton (Mgr.) 1944
Rabbit Maranville.....	Elmira (Player/Mgr.) 1936, Albany (Mgr.) 1939, Springfield (Mgr.) 1941
Juan Marichal.....	Springfield 1959
Pedro Martinez.....	Reading 2009
Bill Mazerowski.....	Williamsport 1954-55
John Mize.....	Elmira 1932
Jim Palmer.....	Elmira 1968
Tim Raines.....	Norwich, 1996-97
Jim Rice.....	Bristol 1973
Robin Roberts.....	Reading 1967
Ivan Rodriguez.....	Harrisburg, 2011
Nolan Ryan.....	Williamsport 1966
Ryne Sandberg.....	Reading 1980
Mike Schmidt.....	Reading 1971
John Smoltz.....	Glens Falls 1987, Portland 2009
Warren Spahn.....	Hartford 1942
Earl Weaver.....	Elmira (Mgr.) 1962-65
Early Wynn.....	Springfield 1941

## BASKETBALL HALL OF FAME

Bill Sharman.....	Elmira 1950
-------------------	-------------

## FOOTBALL HALL OF FAME

Don Hutson.....	Albany 1937
Ken Strong.....	Hazleton 1930

## COLLEGE FOOTBALL HALL OF FAME

Glenn Killinger.....	Harrisburg (Player/Mgr.) 1928, Williamsport (Player/Mgr.) 1929-32
----------------------	---

*We are a true baseball family. Within the Minor Leagues, my daughter works in promotions, my husband was a groundskeeper and I am a merchandise manager. My husband experienced a life changing medical event that has left him with little hope to ever return to his job. The Baseball Assistance Team kept us from losing our home. I honestly don't know what I would have done without them!*

**We are Minor League Club Employees**

**We are part of the Baseball Family**

**We are B.A.T. grant recipients**



The Baseball Assistance Team provides members of the Baseball Family with medical, financial and psychological assistance through charitable contributions from corporations, foundations and individuals. If you know of a member of the Baseball Family in need of assistance please contact B.A.T. at 866-605-4594. All grants are confidential.



Connect with us on Facebook and Twitter  
[www.baseballassistanceteam.com](http://www.baseballassistanceteam.com)

## 2017 FINAL STANDINGS

	W	L	Pct.	GB	TR	BN	AL	BO	RE	AK	PO	ER	RI	HF	HB	NH
Trenton	92	48	.657	--	x	3	8	6	10	5	13	8	5	9	7	18
Binghamton	85	54	.612	6.5	3	x	3	3	6	10	12	13	5	8	9	13
Altoona	74	66	.529	18.0	5	3	x	5	5	10	3	13	7	7	11	5
Bowie	72	68	.514	20.0	1	3	14	x	5	12	3	8	12	5	6	3
Reading	72	68	.514	20.0	4	1	1	10	x	6	10	5	10	7	10	8
Akron	69	71	.493	23.0	4	9	10	7	7	x	5	7	7	2	7	4
Portland	65	74	.468	26.5	6	8	3	3	11	1	x	5	5	9	3	11
Erie	65	75	.464	27.0	6	6	8	10	2	9	1	x	4	4	10	5
Richmond	63	77	.450	29.0	6	2	9	10	3	6	1	9	x	7	8	2
Hartford	62	77	.446	29.5	7	6	2	5	3	4	12	3	6	x	6	8
Harrisburg	60	80	.429	32.0	3	5	6	6	4	6	4	3	12	8	x	3
New Hampshire	59	80	.424	32.5	3	8	2	3	12	2	10	1	4	11	3	x

## 2017 DIVISION STANDINGS

<b>EASTERN DIVISION</b>	<b>W</b>	<b>L</b>	<b>PCT</b>	<b>GB</b>
Trenton Thunder	92	48	.657	--
Binghamton Rumble Ponies	85	54	.612	6.5
Reading Fightin Phils	72	68	.514	20.0
Portland Sea Dogs	65	74	.468	26.5
Hartford Yard Goats	62	77	.446	29.5
New Hampshire Fisher Cats	59	80	.424	32.5

<b>WESTERN DIVISION</b>	<b>W</b>	<b>L</b>	<b>PCT</b>	<b>GB</b>
Altoona Curve	74	66	.529	--
Bowie Baysox	72	68	.514	2.0
Akron RubberDucks	69	71	.493	5.0
Erie SeaWolves	65	75	.464	9.0
Richmond Flying Squirrels	63	77	.450	11.0
Harrisburg Senators	60	80	.429	14.0

**PLAYOFFS**—Trenton defeated Binghamton three games to one in the Eastern Division Championship Series. Altoona defeated Bowie three games to none in the Western Division Championship Series. Altoona defeated Trenton three games to none in the Eastern League Championship Series.

## 2017 ATTENDANCE

TEAM	TOTAL	AVERAGE
Akron .....	343,351	5,202
Altoona .....	294,486	4,395
Binghamton .....	190,765	3,289
Bowie .....	234,789	3,453
Erie .....	214,394	3,350
Harrisburg .....	262,872	3,983
Hartford .....	395,196	5,812
New Hampshire .....	284,108	4,735
Portland .....	356,153	5,653
Reading .....	411,698	6,054
Richmond .....	386,185	6,034
Trenton .....	349,013	5,133
<b>TOTAL SEASON ATTENDANCE</b>	<b>3,723,010</b>	<b>4,773</b>
PLAYOFF ATTENDANCE (10 GAMES)	23,759	2,376

## 2017 MANAGERS

<b>Akron</b> .....	Mark Budzinski
<b>Altoona</b> .....	Michael Ryan
<b>Binghamton</b> .....	Luis Rojas
<b>Bowie</b> .....	Gary Kendall
<b>Erie</b> .....	Lance Parrish
<b>Harrisburg</b> .....	Matt LeCroy
<b>Hartford</b> .....	Jerry Weinstein
<b>New Hampshire</b> .....	Gary Allenson
<b>Portland</b> .....	Carlos Febles
<b>Reading</b> .....	Greg Legg
<b>Richmond</b> .....	Kyle Haines
<b>Trenton</b> .....	Bobby Mitchell

## 2017 ALL-STAR TEAM

<b>Catcher</b> .....	Francisco Mejia, Akron
<b>1st Base</b> .....	Edwin Espinal, Altoona
<b>2nd Base</b> .....	Luis Guillorme, Binghamton
<b>3rd Base</b> .....	Josh Fuentes, Hartford
<b>Shortstop</b> .....	Thairo Estrada, Trenton
<b>Outfield</b> .....	Jeremy Barfield, Portland
.....	Danny Mars, Portland
.....	Christin Stewart, Erie
<b>Utility</b> .....	Garabez Rosa, Bowie
<b>Designated Hitter</b> .....	Eric Haase, Akron
<b>Right-Handed Pitcher</b> .....	Corey Oswalt, Binghamton
<b>Left-Handed Pitcher</b> .....	P.J. Conlon, Binghamton
<b>Relief Pitcher</b> .....	Shane Broyles, Hartford

# 2017 Eastern League Award Winners

## **MOST VALUABLE PLAYER** **Garabez Rosa, Bowie Baysox**

Garabez Rosa of the Bowie Baysox was named the 2017 Eastern League MVP after hitting .310 with 24 doubles, two triples, 14 home runs, 91 RBIs, 75 runs scored, one stolen base, a .444 slugging percentage, and a .333 on-base percentage in 124 games while appearing in games at first base, second base, third base, left field, center field, and right field. Garabez won two of the three legs of the Eastern League Triple Crown, leading the league in batting average (.310) and RBIs (91) while helping Bowie clinch a playoff berth with a record of 72-68. He also led the league in hits (162) and ranked among the league leaders in total bases (232-2nd) and runs scored (75-tied 2nd). Rosa was selected as the utility player on the Eastern League All-Star Team and was chosen as a member of the Western Division roster for the 2017 Eastern League All-Star Game in New Hampshire.

## **PITCHER OF THE YEAR** **Corey Oswalt, Binghamton Rumble Ponies**

Binghamton right-handed starter Corey Oswalt was selected as the 2017 Eastern League Pitcher of the Year after putting together a record of 12-5 with 119 strikeouts and a 2.28 ERA in 24 starts while making his Double-A debut for the Rumble Ponies. Corey led all Eastern League pitchers with his 2.28 ERA and he also ranked among the league leaders in wins (12-2nd), shutouts (1-tied 2nd), WHIP (1.18-3rd), complete games (2-tied 3rd), batting average against (.236-5th), and strikeouts (119-6th). He gave up three earned runs or less in 22 of his 24 starts for the Rumble Ponies this season, including 10 starts in which he did not allow any earned runs. Oswalt was selected as the right-handed starting pitcher on the Eastern League All-Star Team, was a member of the Eastern Division roster for the 2017 Eastern League All-Star Game in New Hampshire, and was the winner of the Eastern League Pitcher of the Week Award for the period of July 31st-August 6th.

## **ROOKIE OF THE YEAR** **Francisco Mejia, Akron RubberDucks**

Catcher Francisco Mejia made his Double-A debut for the Akron RubberDucks in 2017 and batted .297 with 21 doubles, two triples, 14 home runs, 52 RBIs, 52 runs scored, seven stolen bases, a .346 on-base percentage, and a .490 slugging percentage in 92 games. Francisco was rewarded for his performance with a promotion to the Cleveland Indians on September 1st. Mejia was ranked among the Eastern League leaders in batting average (.297-tied 6th), slugging percentage (.490-8th), and OPS (.835-8th) at the time of his promotion. He also led all Eastern League catchers in assists (86) while throwing out 30-percent of would be base stealers, which ranked seventh in the league. Mejia was selected as the catcher on Eastern League All-Star Team, won the Eastern League Player of the Week for the period of June 5th-11th, was chosen as a member of the World Team at the 2017 MLB Futures Game in Miami, and was named to the Western Division roster for the Eastern League All-Star Game in New Hampshire.

## **MANAGER OF THE YEAR** **Bobby Mitchell, Trenton Thunder**

Bobby Mitchell was selected as the 2017 Eastern League Manager of the Year after leading the Trenton Thunder to a league-best record of 92-48 while helping the team clinch their first Eastern Division regular season crown since the 2012 season. The .657 winning percentage posted by the club was a new franchise record and the 92 wins tied the franchise record, which was originally set during the 1999 season.



## EASTERN LEAGUE PLAYERS OF THE MONTH

**April:** Ryan McMahon, Hartford Yard Goats  
(20 G, .375 BA, 30 H, 8 2B, 4 HR, 20 RBI, 12 R)

**May:** Scott Kingery, Reading Fightin Phils  
(30 G, .325 BA, 41 H, 7 2B, 10 HR, 13 RBI, 30 R)

**June:** Mitch Walding, Reading Fightin Phils  
(25 G, .337 BA, 31 H, 4 2B, 13 HR, 27 RBI, 21 R)

**July:** Jeremy Barfield, Portland Sea Dogs  
(30 G, .336 BA, 37 H, 5 2B, 12 HR, 33 RBI, 26 R)

**August:** Josh Fuentes, Hartford Yard Goats  
(19 G, .487 BA, 38 H, 10 2B, 3 HR, 16 RBI, 11 R)

## EASTERN LEAGUE EXECUTIVE OF THE YEAR

**Tim Restall, Hartford Yard Goats**



Hartford Yard Goats General Manager Tim Restall was named the 2017 Eastern League Executive of the Year. It is the first time in his career Restall has won this award. The work for Tim and the rest of the Yard Goats staff came long before opening day, as the organization spent more than two years overseeing the opening of Dunkin' Donuts Park, their brand new stadium in downtown Hartford. Restall's leadership helped the Yard Goats to have a wildly successful inaugural season at Dunkin' Donuts Park. The Yard Goats welcomed a total of 395,196 fans through the turnstiles at Dunkin' Donuts Park in 2017, which was the second highest total in the Eastern League. They also ranked third in the league in average attendance, with 5,812 fans per game coming out to the ballpark. The team welcomed sellout crowds to 41 of their 68 home games during the season, including selling out 26 of their final 31 home games.

Restall, who is a native of Raymond, New Hampshire and attended New Hampshire College and UNH Manchester, is an 18-year veteran of the baseball industry. Tim became the General Manager of the New Britain Rock Cats in 2013 and has remained in that role through the organizations relocation to Hartford. He started his baseball career working as the Food and Beverage Manager for the West Michigan White Caps from 2000-2003 and followed that up by joining the New Hampshire Fisher Cats for their inaugural season in 2004. Restall then worked as the General Manager for Centerplate from 2005-2007 before returning to the Fisher Cats as the Vice President of Business Operations in 2008.

# 2017 EASTERN LEAGUE DIAMOND PRO SPORTS FIELD MANAGER OF THE YEAR Kyle Calhoon, Hartford Yard Goats



Kyle Calhoon of the Hartford Yard Goats was the winner of the Eastern League Diamond Pro Sports Field Manager of the Year for the 2017 season. It is the first time in his career Kyle has won this award, which is based on voting by Eastern League field staff and umpires.

Kyle is currently in his second season as the Sports Turf Manager with the Hartford Yard Goats at Dunkin' Donuts Park. He was instrumental in the planning and design of the playing surface and agronomics program of the new ballpark. Prior to becoming a member of the Yard Goats franchise Kyle was the Grounds Manager at Levi's Stadium for the National Football League's San Francisco 49ers in 2014. Kyle was also the assistant groundskeeper for the New York Yankees from 2012-2014. Calhoon is a native of Mentor, Ohio had the opportunity to work on the grounds crew for his hometown Cleveland Indians, Cleveland Browns and Lake County Captains. He is graduate of Walsh University and currently resides in Manchester, CT.

"We are extremely proud of our Sports Turf Manager Kyle Calhoon on being named the 2017 Diamond Pro Award recipient," said Hartford Yard Goats General Manager Tim Restall. "Kyle and his staff, which includes assistant groundskeeper J. Matthew Picard, take great pride on the playing field at Dunkin' Donuts Park. Maintaining a baseball field at this level is an incredibly difficult task, one that Kyle and his team has performed to perfection."

Chris was joined on the grounds crew at Dunkin' Donuts Park last season by Assistant Groundskeeper J. Matthew Picard.



**Hartford's Kyle Calhoon receives the 2017 Eastern League  
Diamond Pro Sports Field Manager of the Year Award**

## 2017 EASTERN LEAGUE WEEKLY AWARD WINNERS

### PERIOD OF

April 6-16  
April 17-23  
April 24-30  
May 1-7  
May 8-14  
May 15-21  
May 22-28  
May 29-June 4  
June 5-11  
June 12-18  
June 19-25  
June 26-July 2  
July 3-9  
July 10-16  
July 17-23  
July 24-30  
July 31-August 6  
August 7-13  
August 14-20  
August 21-27  
August 28-September 4

### PLAYER OF THE WEEK

Cedric Mullins, Bowie  
Ryan McMahon, Hartford  
Champ Stuart, Binghamton  
Rafael Devers, Portland  
Mike Gerber, Erie  
Scott Kingery, Reading  
Gabriel Quintana, Erie  
Jordan Luplow, Altoona  
Francisco Mejia, Akron  
Billy McKinney, Trenton  
Jiandido Tromp, Reading  
Jorge Mateo, Trenton  
Eric Haase, Akron  
Billy Fleming, Trenton  
Josh Fuentes, Hartford  
Jeremy Barfield, Portland  
Josh Fuentes, Hartford  
Harold Castro, Erie  
Reese McGuire, New Hampshire  
Jose Marmolejos, Harrisburg  
Yadiel Hernandez, Harrisburg

### PERIOD OF

April 6-16  
April 17-23  
April 24-30  
May 1-7  
May 8-14  
May 15-21  
May 22-28  
May 29-June 4  
June 5-11  
June 12-18  
June 19-25  
June 26-July 2  
July 3-9  
July 10-16  
July 17-23  
July 24-30  
July 31-August 6  
August 7-13  
August 14-20  
August 21-27  
August 28-September 4

### PITCHER OF THE WEEK

Chance Adams, Trenton  
Yency Almonte, Hartford  
Julian Merryweather, Akron  
P.J. Conlon, Binghamton  
Drew Anderson, Reading  
Yefry Ramirez, Trenton  
Justus Sheffield, Trenton  
Drew Anderson, Reading  
Ronald Herrera, Trenton  
Justus Sheffield, Trenton  
Matt Gage, Richmond  
David Hess, Bowie  
Brody Koerner, Trenton  
Chris Flexen, Binghamton  
P.J. Conlon, Binghamton  
Cory Taylor, Richmond  
Corey Oswalt, Binghamton  
Beau Burrows, Erie  
Dan Slania, Richmond  
David Hess, Bowie  
Austin Coley, Altoona

# **EASTERN LEAGUE AWARD WINNERS**

## **EASTERN LEAGUE MVP/PLAYER OF THE YEAR**

1962 .....Jim Ray Hart, Springfield  
1963 .....Bob Chance, Charleston  
1964 .....Frank Bertaina, Elmira  
1965 .....Owen Johnson, Pittsfield  
1966 .....Tom Fisher, Elmira  
1967 .....Bernie Smith, Williamsport  
1968 .....Carmen Fanzone, Pittsfield  
1969 .....Angel Mangual, York  
1970 .....Greg Luzinski, Reading  
1971 .....Gene Locklear, Trois Rivieres  
1972 .....Fernando Gonzales, Sherbrooke  
1973 .....Tom Robson, Pittsfield  
1974 .....Ken Macha, Thetford Mines  
1975 .....Dave Bergman, West Haven  
1976 .....Danny Thomas, Berkshire  
1977 .....Harry Spilman, Trois Rivieres  
1978 .....Jeff Yurak, Holyoke  
1979 .....Rick Lancelloti, Buffalo  
1980 .....Mark Davis, Reading  
1981 .....Ron Kittle, Glens Falls  
1982 .....Jim Bennett, West Haven  
1983 .....Jeffrey Stone, Reading  
1984 .....Pat Adams, Glens Falls  
1985 .....Cory Snyder, Waterbury  
1986 .....Rafael Palmeiro, Pittsfield  
1987 .....Mark Grace, Pittsfield  
1988 .....Rob Richie, Glens Falls  
1989 .....Wes Chamberlain, Harrisburg

1990 .....Jeff Bagwell, New Britain  
1991 .....Matt Stairs, Harrisburg  
1992 .....Russ Davis, Albany-Colonie  
1993 .....Cliff Floyd, Harrisburg  
1994 .....Mark Grudzielanek, Harrisburg  
1995 .....Jay Payton, Binghamton  
1996 .....Vladimir Guerrero, Harrisburg  
1997 .....Kevin Millar, Portland  
1998 .....Calvin Pickering, Bowie  
1999 .....Andy Tracy, Harrisburg  
2000 .....Adam Hyzdu, Altoona  
2001 .....Marlon Byrd, Reading  
2002 .....Victor Martinez, Akron  
2003 .....Alexis Rios, New Haven  
2004 .....Ryan Howard, Reading  
2005 .....Mike Jacobs, Binghamton  
2006 .....Adam Lind, New Hampshire  
2007 .....Jordan Brown, Akron  
2008 .....Lou Montanez, Bowie  
2009 .....Carlos Santana, Akron  
2010 .....Brandon Laird, Trenton  
2011 .....Travis d'Arnaud, New Hampshire  
2012 .....Darin Ruf, Reading  
2013 .....Allan Dykstra, Binghamton  
2014 .....Steven Moya, Erie  
2015 .....Brock Stassi, Reading  
2016 .....Dylan Cozens, Reading  
2017 .....Garabez Rosa, Bowie

## **EASTERN LEAGUE PITCHER OF THE YEAR**

1985.....Brad Arnsberg, Albany-Colonie  
1986.....Jim Neidlinger, Nashua  
1987.....Rob Lopez, Vermont  
1988.....Cesar Mejia, Glens Falls  
1989.....Rodney Imes, Albany-Colonie  
1990.....Mike Gardiner, Williamsport  
1991.....Arthur Rhodes, Hagerstown  
1992.....Bobby Jones, Binghamton  
1993.....Joey Eischen, Harrisburg  
1994.....Juan Acevedo, New Haven  
1995.....Paul Wilson, Binghamton  
1996.....Carl Pavano, Trenton  
1997.....Mike Vavrek, New Haven  
1998.....Brent Stentz, New Britain  
1999.....Michael Tejera, Portland  
2000.....Greg Wooten, New Haven  
2001.....John Stephens, Bowie

2002.....Ryan Madson, Reading  
2003.....Sean Burnett, Altoona  
2004.....Gustavo Chacin, New Hampshire  
2005.....Jon Lester, Portland  
2006.....Adam Miller, Akron  
2007.....Alan Horne, Trenton  
2008.....Brad Bergesen, Bowie  
2009.....Jeanmar Gomez, Akron  
2010.....Kyle Drabek, New Hampshire  
2011.....Brad Peacock, Harrisburg  
2012.....Chris Heston, Richmond  
2013.....Anthony Ranaudo, Portland  
2014.....Henry Owens, Portland  
2015.....Michael Fulmer, Erie/Binghamton  
2016.....German Marquez, Hartford  
2017.....Corey Oswalt, Binghamton

## **EASTERN LEAGUE ROOKIE OF THE YEAR**

1996.....Vladimir Guerrero, Harrisburg	2007.....Jordan Brown, Akron
1997.....Mark Kotsay, Portland	2008.....Wes Hodges, Akron
1998.....Calvin Pickering, Bowie	2009.....Michael Taylor, Reading
1999.....Pat Burrell, Reading	2010.....Brandon Laird, Trenton
2000.....Alex Escobar, Binghamton	2011.....Starling Marte, Altoona
2001.....Marlon Byrd, Reading	2012.....Darin Ruf, Reading
2002.....Dee Haynes, New Haven	2013.....Alex Dickerson, Altoona
2003.....Grady Sizemore, Akron	2014.....Michael Taylor, Harrisburg
2004.....Ryan Howard, Reading	2015.....Gavin Cecchini, Binghamton
2005.....Chris Roberson, Reading	2016.....Rhys Hoskins, Reading
2006.....Kory Casto, Harrisburg	2017.....Francisco Mejia, Akron

## **EASTERN LEAGUE MANAGER OF THE YEAR**

1960.....Frank Lucchesi, Williamspport	1989.....Buck Showalter, Albany-Colonie
1961.....Andy Gilbert, Springfield	1990.....Chris Cambliss, London
1962.....Frank Lucchesi, Williamspport	1991.....Mike Quade, Harrisburg
1963.....John Lipson, Charleston	1992.....Steve Swisher, Binghamton
1964.....Earl Weaver, Elmira	1993.....Jim Tracy, Harrisburg
1965.....Eddie Popowski, Pittsfield	1994.....Dave Jauss, Harrisburg
1966.....Darrell Johnson, Elmira	1995.....Bill Dancy, Reading
1967.....Jack Reed, Binghamton	1996.....Carlos Tosca, Portland
1968.....Billy Gardner, Pittsfield	1997.....Al LeBeouf, Reading
1969.....Joe Morgan, York	1998.....John Gibbons, Binghamton
1970.....John "Red" Davis, Waterbury	1999.....DeMarlo Hale, Trenton
1971.....Jim Snyder, Trois Rivieres	2000.....Gary Varsho, Reading
1972.....Karl Kuehl, Quebec City	2001.....Stan Cliburn, New Britain
1973.....Doc Edwards, West Haven	2002.....Brad Komminsk, Akron
1974.....Stan Williams, Bristol	2003.....Marty Pevey, New Haven
1975.....Bob Wellman, Reading	2004.....Mike Basso, New Hampshire
1976.....Roy Majtyka, Trois Rivieres	2005.....Torey Lovullo, Akron
1977.....Mike Ferraro, West Haven .....Andy Gilbert, Waterbury	2006.....Tim Bogar, Akron
1978.....Lee Elia, Reading	2007.....Matt Walbeck, Erie
1979.....Stump Merrill, West Haven	2008.....Brad Komminsk, Bowie
1980.....Lee Sigman, Holyoke	2009.....Mike Sarbaugh, Akron
1981.....Jim Mahoney, Glens Falls	2010.....Matt Walbeck, Altoona
1982.....Mickey Bowers, Lynn	2011.....Sal Fasano, New Hampshire
1983.....Bill Dancy, Reading	2012.....Tony Franklin, Trenton
1984.....Keith Lieppman, Albany-Colonie	2013.....Pedro Lopez, Binghamton
1985.....Barry Foote, Albany-Colonie	2014.....Billy McMillon, Portland
1986.....Bob Schaefer, Glens Falls	2015.....Dusty Wathan, Reading
1987.....Dave Trembley, Harrisburg	2016.....Dusty Wathan, Reading
1988.....Rich Morales, Vermont	2017.....Bobby Mitchell, Trenton

## **EASTERN LEAGUE EXECUTIVE OF THE YEAR**

1986.....Julian McCracken, Reading	2002.....Charlie Eshbach, Portland
1987.....Rick Redd, Harrisburg	2003.....Rick Brenner, Trenton
1988.....Chuck Domino, Reading	2004.....Todd Parnell, Altoona
1989.....Chuck Domino, Reading	2005.....Scott Brown, Binghamton
1990.....Scott Carter, Harrisburg	2006.....Chuck Domino, Reading
1991.....Craig Stein, Reading	2007.....Scott Hunsicker, Reading
1992.....R.C. Reuteman, Binghamton	2008.....Rick Brenner, New Hampshire
1993.....Keith Lupton, Bowie	2009.....John Willi, New Britain
1994.....Charlie Eshbach, Portland	2010.....Chuck Domino, Richmond
1995.....Wayne Hodes, Trenton	2011.....Will Smith, Trenton
1996.....Todd Vander Woude, Harrisburg	2012.....Scott Hunsicker, Reading
1997.....Chuck Domino, Reading	2013.....Todd Parnell, Richmond
1998.....Wayne Hodes, Trenton	2014.....Rob Egan, Altoona
1999.....Jon Danos, Bowie	2015.....Geoff Iacuesa, Portland
2000.....Bill Dowling, New Britain	2016.....Jim Pfander, Akron
2001.....Todd Vander Woude, Harrisburg	2017.....Tim Restall, Hartford

## **MINOR LEAGUE BASEBALL RAWLINGS WOMAN EXECUTIVE OF THE YEAR**

2006.....Ashley Forlini, Reading

## **MINOR LEAGUE BASEBALL CHARLES K. MURPHY PATRIOT AWARD**

2017.....Richard Tylicki, Binghamton

## **MINOR LEAGUE BASEBALL WARREN GILES AWARD**

1984.....Charlie Eshbach	2006.....Joe McEacharn
2000.....Bill Troubh	

## **MINOR LEAGUE BASEBALL LARRY MACPHAIL AWARD**

1994.....Reading Phillies	2004.....Altoona Curve
1999.....Reading Phillies	2010.....New Hampshire Fisher Cats
2003.....Trenton Thunder	2015.....Akron RubberDucks

## **MINOR LEAGUE BASEBALL JOHN H. JOHNSON AWARD**

2000.....Portland Sea Dogs	2005.....Trenton Thunder
2003.....Reading Phillies	2006.....Altoona Curve

**BASEBALL AMERICA  
MINOR LEAGUE PLAYER OF THE YEAR**

1993.....Manny Ramirez, Canton	2003.....Joe Mauer, New Britain
1994.....Derek Jeter, Albany	2008.....Matt Wieters, Bowie
2001.....Josh Beckett, Portland	2016.....Yoan Moncada, Portland

**BASEBALL AMERICA  
MINOR LEAGUE EXECUTIVE OF THE YEAR**

2003.....Chuck Domino, Reading	2011.....Todd Parnell, Richmond
--------------------------------	---------------------------------

**BASEBALL AMERICA  
MINOR LEAGUE MANAGER OF THE YEAR**

1989.....Buck Showalter, Albany	2007.....Matt Walbeck, Erie
1996.....Carlos Tosca, Portland	2016.....Dave Wallace, Akron
2006.....Todd Claus, Portland	

**BASEBALL AMERICA  
MINOR LEAGUE TEAM OF THE YEAR**

1993.....Harrisburg Senators	2009.....Akron Aeros
1999.....Trenton Thunder	2014.....Portland Sea Dogs
2002.....Akron Aeros	

**BASEBALL AMERICA  
DOUBLE-A FREITAS AWARD**

1991.....Reading Phillies	2003.....New Britain Rock Cats
1993.....Harrisburg Senators	2006.....Altoona Curve
1997.....Bowie Baysox	2009.....New Hampshire Fisher Cats
1998.....Trenton Thunder	2011.....Harrisburg Senators
1999.....Portland Sea Dogs	2015.....Richmond Flying Squirrels
2000.....Reading Phillies	2017.....Reading Fightin Phils

# EASTERN LEAGUE ALL-STAR TEAM (1946-2017)

1946	1951	1956
C Tex Auld, Scranton	C Sammy White, Scranton	C Lamar North, Binghamton
1B Len Kensecke, Scranton	1B Dick Gernert, Scranton	C Richard Czekaj, Allentown
2B Al Kozar, Scranton	2B Dick Young, Schenectady	1B Tony Bartiromo, Williamsport
3B Victor Barnhart, Albany	3B Bob Wilson, Elmira	2B Moises Camacho, Allentown
SS Carl Cox, Albany	SS Don Zimmer, Elmira	3B Dick Sanders, Binghamton
OF Joe Frazier, Wilkes-Barre	OF Bob DiPietro, Scranton	SS Pumpsie Green, Albany
OF Sam Mele, Scranton	OF Dave Pope, Wilkes-Barre	OF Gerald Thomas, Allentown
OF Don Manno, Hartford	OF Eulas Hutson, Wilkes-Barre	OF Don Landrum, Schenectady
UTL Ray Uniak, Binghamton	P Gene Conley, Hartford	OF Marvin Melton, Johnstown
UTL Nick Picciuto, Utica	P Bill George, Schenectady	P Richard Bunker, Schenectady
P Tom Fine, Scranton		P Bobby Locke, Reading
P Bob Kuzava, Wilkes-Barre		
1947	1952	1957
C Stan Lopata, Utica	C Jim Robertson, Binghamton	C Frank Bishop, Reading
1B Frank Heller, Williamsport	1B Paul Campbell, Williamsport	C Lamar North, Binghamton
2B Ralph Caballero, Utica	2B Stanley Pawloski, Reading	1B Matthew Daskalakis, Albany
3B Pinky May, Albany	3B Frank Verdi, Binghamton	2B Bob Deakin, Binghamton
SS Granny Hamner, Utica	3B Herbert Rossman, Albany	3B Ramon Conde, Springfield
OF Richie Ashburn, Utica	SS Ted Kazanski, Schenectady	SS Paul Jones, Reading
OF Johnny Groth, Williamsport	OF Mike Lutz, Reading	OF Deron Johnson, Binghamton
OF Ken Wood, Elmira	OF Bill Smith, Hartford	OF Felipe Alou, Springfield
UTL Harry Heslet, Binghamton	OF Rufus Jake Crawford, Scranton	OF Dave Mann, Reading
P Mike Garcia, Wilkes-Barre	P Charles Haig, Albany	P Ed Dick, Binghamton
P Dick Koecher, Utica	P Roberto Vargas, Reading	P Leverette Spencer, Allentown
1948	1953	1958
C Joe Ginsberg, Williamsport	C Kenneth Worley, Elmira	C Roger McCardell, Springfield
1B Billy Glynn, Utica	C Charles Saverine, Schenectady	C Don Gile, Allentown
2B Fred Lanifero, Albany	1B Joe Altobelli, Reading	1B Walt Matthews, York
3B Bruce Blanchard, Williamsport	2B James Cleverly, Reading	2B Steve Jankowski, Reading
SS Frank Stauct, Albany	3B Jim Finigan, Binghamton	3B Jose Pagan, Springfield
OF Don Manno, Albany	SS Tom Korczowski, Wilkes-Barre	SS Chico Valentin, Albany
OF Dick Welker, Utica	OF Danny Schell, Schenectady	OF John Easton, Williamsport
OF Ken Humphrey, Williamsport	OF Rocky Colavito, Reading	OF Dave Mann, reading
UTL Frank Bocek, Binghamton	OF James Engleman, Binghamton	OF Paul Leslie, York
P Lou Kretlow, Williamsport	P Wally Burnette, Binghamton	U IF Cooter Jones, Reading
P Dick Koecher, Utica	P Steve Kraly, Binghamton	U OF Dale Bennetch, Williamsport
		P Ed Drapcho, Reading
		P Bill Stafford, Binghamton
1949	1954	1959
C Frank Baldwin, Hartford	C Joe Pignatano, Elmira	C Bob Tillman, Allentown
1B Henry Ertman, Hartford	1B Fred Koenig, Allentown	C Tom Haller, Springfield
2B Bill Reed, Hartford	2B Bobby Richardson, Binghamton	1B Fred Hopke, Williamsport
3B Herschel Held, Albany	3B Clyde Parris, Elmira	2B Wilbur Johnson, Williamsport
SS Frank Stauct, Albany	SS Sherwin Dixon, Allentown	3B James Woods, Lancaster
OF Ted DelGuercio, Scranton	OF Fred Flemming, Wilkes-Barre	SS Mike de la Hoz, Reading
OF Harry Simpson, Wilkes-Barre	OF Joe Belcastro, Albany	OF Tony Curry, Williamsport
OF Gus Bell, Albany	OF Stan Palys, Schenectady	OF Dave Mann, Reading
P Oriie Arntzen, Albany	P Al Schroll, Albany	OF Lou Jackson, Lancaster
P Whitey Ford, Binghamton	P Jim Stump, Wilkes-Barre	U IF Chico Valentin, Albany
	P Clifford Ross, Schenectady	U OF Bill Kern, Albany
	P Hank Aguirre, Reading	P Julius Grant, Reading
		P Juan Marichal, Springfield
1950	1955	1960
C Dick Kinaman, Wilkes-Barre	C John Blanchard, Binghamton	C Dick Harris, Williamsport
1B George Crowe, Hartford	C William Onuska, Williamsport	C Tim Talton, Springfield
2B Doug Hansen, Wilkes-Barre	1B Neal Hertweck, Allentown	1B Bud Zipfel, Binghamton
3B Walt Derucki, Utica	2B Martin Devlin, Elmira	2B Pedro Gonzalez, Binghamton
SS Jim Brideweser, Binghamton	3B Milt Graff, Williamsport	3B Don Eaddy, Lancaster
OF Russ Sullivan, Williamsport	SS Richard Barone, Williamsport	SS Larry Brown, Reading
OF Clark Henry, Albany	OF Roger Maris, Reading	OF Don Lock, Binghamton
OF Art Schult, Binghamton	OF Sam Suplizio, Binghamton	OF John Herrnstein, Williamsport
P Bob Chakales, Wilkes-Barre	OF John Zeke Bella, Binghamton	OF Bill Williams, Reading
P Pete Fox, Hartford	P Jim Singleton, W-B/Johnstown	P Julius Grant, Reading
	P Don Minnick, Reading	P Jim Duffalo, Springfield



1961	
C	Archie Skeen, Johnstown
C	Larry Cutrigger, Williamsport
1B	Charley Keller, Binghamton
2B	Lou Vassie, Williamsport
3B	George Banks, Binghamton
SS	Tony Martinez, Reading
OF	Jim O'Rourke, Lancaster
OF	Bob Stotsky, Johnstown
OF	Keith Williams, Reading
UTL	Danny Cater, Williamsport
P	Gerry Thomas, Springfield
P	Marcelino Lopez, Williamsport

1962	
C	Duke Sims, Charleston
C	Bob Barton, Springfield
1B	Ken Harrelson, Binghamton
2B	Bobby Sanders, Williamsport
3B	Jim Ray Hart, Springfield
SS	Dalton Jones, York
OF	Richie Allen, Williamsport
OF	Ray Youngdahl, Elmira
OF	Jerry Griffin, Williamsport
P	Dave McNally, Elmira
P	Herm Starrette, Elmira

1963	
C	Frank Zupo, York
1B	Robert Chance, Charleston
2B	Dan Wallace, Elmira
3B	Mickey McGuire, Elmira
SS	Rico Petrocelli, Reading
OF	Tony Curry, Charleston
OF	Duke Sims, Charleston
OF	Jim Liggett, Elmira
OF	Bob Stotsky, Reading
P	Darold Knowles, Elmira
P	Frank Linzy, Springfield

1964	
C	Andy Etchebarren, Elmira
C	Mike Ryan, Reading
1B	Tony Horton, Reading
2B	Johnny Parker, Charleston
3B	Frank Johnson, Springfield
SS	Mike Andrews, Reading
OF	Paul Blair, Elmira
OF	Ron Swodoba, Williamsport
OF	Jim McClain, Springfield
LHP	Frank Bertania, Elmira
RHP	Tom Arruda, Springfield

1965	
C	Owen Johnson, Pittsfield
1B	Johnny Riddle, Elmira
2B	Johnny Parker, Reading
3B	George Scott, Pittsfield
SS	Mark Belanger, Elmira
OF	Chris Colletta, Pittsfield
OF	Harold Allen, York
OF	Howard Bedell, York
LHP	Bill MacLeod, Pittsfield
RHP	Tom Arruda, Springfield

1966	
C	Lloyd Flodin, Williamsport
1B	Tony Torchia, Pittsfield
2B	Dave Nelson, Pawtucket
3B	Frank Peters, Elmira
SS	Kevin Collins, Williamsport
OF	Howie Bedell, York
OF	Curt Motton, Elmira
OF	Bob Taylor, Waterbury
P	Fred Beene, Elmira
P	Tom Fisher, Elmira

1967	
C	Gerald Moses, Pittsfield
1B	David McDonald, Binghamton
2B	Donald Mason, Waterbury
3B	Earl Scripture, Elmira
SS	Damaso Blanco, Waterbury
OF	William Schlesinger, Pittsfield
OF	Bernard Smith, Williamsport
OF	Mervin Rettemund, Elmira
P	Kenneth Brett, Pittsfield
P	James Horsford, Binghamton

1968	
C	Kenneth Watkins, Reading
C	Thurmon Munson, Binghamton
1B	James Campbell, Elmira
2B	Robert Doyle, Reading
3B	Carmen Fanzone, Pittsfield
SS	Luis Alyardo, Pittsfield
OF	Anthony Torchia, Pittsfield
OF	Alfredo Rico, Elmira
OF	Howard Bedell, Reading
P	Richard Baney, Pittsfield
P	Gareth Jones, Binghamton

1969	
C	Fred Kendall, Elmira
C	Carlton Fisk, Pittsfield
1B	Ronald Allen, Reading
2B	Patrick Locanto, Reading
3B	Edward Gagle, Manchester
SS	Pablo Cruz, York
OF	Robert Kelly, Reading
OF	Ronald Blomberg, Manchester
OF	Jose Mangual, York
P	Kenneth Reynolds, Reading
P	Joseph Dawson, Manchester

1970	
C	Richard Stelmazek, Pittsfield
1B	Gregory Luzinski, Reading
2B	Harold Hunter, Pawtucket
3B	Luther Quinn, Waterbury
SS	Colbert Harrah, Pittsfield
OF	Dennis Baldrige, Manchester
OF	Eugene Clines, Waterbury
OF	Melwood Civil, Waterbury
P	William Gogolewski, Pittsfield
P	John Curtis, Pawtucket

1971	
C	William Fahey, Pittsfield
1B	Andre Thornton, Reading
2B	Joseph Lovitto, Pittsfield
3B	Gary Sanaerino, Elmira
SS	Jesus Frias, Quebec City
OF	Gene Locklear, Trois Rivieres
OF	Jose Mangual, Quebec City
OF	Robert Carson, Manchester
P	Mike Ruddell, Trois Rivieres
P	Craig Skok, Pawtucket

1972	
C	Barry Foote, Quebec City
1B	Daniel Driessen, Trois Rivieres
2B	Thomas Silicato, Reading
3B	Jose Gonzalez, Sherbrooke
SS	Larry Lintz, Quebec City
OF	Leslie Spikes, West Haven
OF	David Augustine, Sherbrooke
OF	George Griffey, Trois Rivieres
P	Laurence Gowell, West Haven
P	William McEnaney, Trois Rivieres

1973	
C	James Essian, Reading
1B	Thomas Robson, Pittsfield
2B	Michael Cabbage, Pittsfield
3B	Luther Quinn, Sherbrooke
SS	Mario Mendoza, Sherbrooke
OF	Jesus Alvarez, Waterbury
OF	David Arrington, Sherbrooke
OF	James Rice, Bristol
P	Gregory Heydeman, Waterbury
P	Charles Ross, Bristol

1974	
C	Kenneth Macha, Thetford Mines
1B	Jack Baker, Bristol
2B	Freddie Andrews, Reading
2B	William Randolph, Thet. Mines
3B	Larry Parrish, Quebec City
SS	Roy Smalley, Pittsfield
OF	Warren Cromartie, Quebec City
OF	Jose Moreno, Thetford Mines
OF	Joe Simpson, Waterbury
P	Steven Barr, Bristol

1975	
C	John Bastable, Reading
1B	David Bergman, West Haven
2B	Lenn Sakata, Thetford Mines
3B	Clell Hobson, Bristol
SS	Rafael Landestoy, Waterbury
OF	Gary Roeneke, Quebec City
OF	Richard Bossetti, Reading
OF	Wendell Alston, West Haven
UTL	Ellcott Wills, Pittsfield
P	Randy Lerch, Reading
P	Thomas Farias, Bristol
P	Douglas Heinold, West Haven

1976	
C	Timothy Blackwell, Reading
1B	Pedro Guerrero, Waterbury
2B	Charles Meyers, Bristol
3B	James Gantner, Pittsfield
SS	Ronald Oester, Trois Rivieres
OF	Steven Henderson, Trois Rivieres
OF	Danny Thomas, Pittsfield
OF	Richard Berg, Bristol
OF	Larry Murray, West Haven
P	Gerald Hannahs, Quebec City
P	Paul Moskau, Trois Rivieres

1977	
C	Jerry Narron, West Haven
1B	Harry Spilman, Trois Rivieres
2B	Tony Bernazard, Quebec City
3B	Tim Doerr, Trois Rivieres
SS	Rafel Santo Domingo, T. Rivieres
OF	Gary Smith, West Haven
OF	Casey Parsons, Waterbury
OF	Gary Purcell, Bristol
OF	Lanny Phillips, Holyoke
DH	George Weicker, Trois Rivieres
P	Alan Wirth, Waterbury
P	Jeff Little, Waterbury

1978	
C	Mike Heath, West Haven
1B	Jim McDonald, West Haven
2B	Mike Rex, Waterbury
3B	Neil Rasmussen, Holyoke
SS	Mike Henderson, Holyoke
OF	Jeff Yurak, Holyoke
OF	Rick Stenholm, West Haven
OF	Ricky Henderson, Jersey City
OF	Nate Chapman, West Haven
DH	John Hughes, Reading
UTL	Dennis Sherrill, West Haven
UTL	Julio Valdez, Bristol
P	Steve Schneck, Bristol
P	Paul Semall, West Haven

1979	
C	Tony Pena, Buffalo
1B	Chick Valley, Buffalo
2B	Jerry McDonald, Buffalo
3B	Wade Boggs, Bristol
SS	Tom Soto, Holyoke
OF	Rick Lancellotti, Buffalo
OF	Joe Lefebvre, West Haven
OF	Luis Salazar, Buffalo
OF	George Vukovich, Reading
DH	Dave Schmidt, Bristol
UTL	John Loviglio, Reading
RHP	Bob Walk, Reading
LHP	Dave Righetti, West Haven

1980	
C	Adalberto Ortiz, Buffalo
1B	Hediberto Vargas, Buffalo
2B	Steven Curry, Reading
3B	Nicholas Esasky, Waterbury
SS	Ryne Sandberg, Reading
OF	Kevin Bass, Holyoke
OF	Robert Bernier, Reading
OF	David Green, Holyoke
OF	Randall Johnson, Glens Falls
DH	Alfred Torres, Buffalo
DH	Oswaldo Virgil, Reading
P	Mark Davis, Reading
P	Jose Brito, Waterbury

1981	
C	Miguel Ibarra, Reading
1B	Gregory Walker, Glens Falls
2B	Thomas Lawless, Waterbury
3B	Edward Jurak, Bristol
SS	Julio Franco, Reading
OF	Michael Brown, Holyoke
OF	Luis Rois, Glens Falls
OF	Randall Johnson, Glens Falls
DH	Ronald Kittle, Glens Falls
UTL	Joseph Bruno, Reading
RHP	Brian Denman, Bristol
LHP	Gorman Heim Mueller, W. Haven

1982	
C	Joel Skinner, Glens Falls
1B	Reggie Whittemore, Bristol
2B	Tim Hulett, Glens Falls
3B	Skeeter Barnes, Waterbury
SS	Jackie Gutierrez, Bristol
OF	Jim Bennett, West Haven
OF	Dave Yobs, Glens Falls
OF	John Moses, Lynn
DH	Al Torres, Buffalo
UTL	Phil Klimas, Glens Falls
RHP	Dennis Boyd, Bristol
LHP	Bill Krueger, West Haven

1983	
C	Darren Daulton, Reading
1B	Francisco Melendez, Reading
2B	Shanie Dugas, Buffalo
3B	Timothy Pyznarski, Albany
SS	Rafael Belliard, Lynn
OF	Benito Distefano, Lynn
OF	Thomas Romano, Albany
OF	Jeffrey Stone, Reading
UTL	Kenneth Dowell, Reading
RHP	Curtis Heidenreich, Waterbury
LHP	Donald Carman, Reading
RP	Jeffrey Zaske, Lynn

1984	
C	Mickey Tettleton, Albany
1B	Pat Adams, Glens Falls
2B	Norm Carrasco, Waterbury
3B	Rick Stromer, Waterbury
SS	Jeff Moronko, Buffalo
OF	Kal Daniels, Vermont
OF	Don Carter, Buffalo
OF	John Cangelosi, Glens Falls
DH	Wally Joyner, Waterbury
UTL	Thad Reece, Albany
RHP	Scott Terry, Vermont
LHP	Dave Lochner, Vermont
RP	Chuck Dale, New Britain

1985	
C	Andy Allanson, Waterbury
1B	Russ Morman, Glens Falls
2B	Jeff Treadway, Vermont
3B	Cory Snyder, Waterbury
SS	Mike Brumley, Pittsfield
OF	Dana Williams, New Britain
OF	Randy Washington, Waterbury
OF	David Clark, Waterbury
DH	Orestes Destrade, Albany
UTL	Steve Hammond, Pittsfield
RHP	Brad Armsberg, Albany
LHP	Scott Bailes, Nashua/Waterbury
RP	Barry Jones, Nashua

1986	
C	Rey Palcios, Glens Falls
1B	Phil Stephenson, Pittsfield
2B	Jose Lind, Nashua
3B	Len Harris, Vermont
SS	Raul Noce, Pittsfield
OF	Rafael Palmeiro, Pittsfield
OF	Jim Olander, Reading
OF	Dan Boever, Vermont
DH	Bernardo Brito, Waterbury
UTL	Jay Bell, Waterbury
RHP	Jim Neidinger, Nashua
LHP	Steve Searcy, Glens Falls
RP	Jeff Gray, Vermont

1987	
C	Tom Prince, Harrisburg
1B	Mark Grace, Pittsfield
2B	Tom Barrett, Reading
3B	Doug Strange, Glens Falls
SS	Ken Jackson, Reading
OF	Dwight Smith, Pittsfield
OF	Darren Reed, Albany
OF	Tommy Gregg, Harrisburg
DH	Mark Higgins, Williamsport
UTL	Benny Ruiz, Glens Falls
RHP	Rob Lopez, Vermont
LHP	Rich Sauvour, Harrisburg
RP	Todd Frohwirth, Reading

1988	
C	Chris Hoiles, Glens Falls
1B	Kevin Maas, Albany
2B	Andy Stankiewicz, Albany
3B	Shane Turner, Reading
SS	Omar Vizquel, Vermont
OF	Rob Richie, Glens Falls
OF	Jerome Walton, Pittsfield
OF	Azcar Azocar, Albany
DH	Jim Wilson, Vermont
UTL	Bryan House, Pittsfield
RHP	Cesar Mejia, Glens Falls
LHP	Ken Williams, Glens Falls
RP	Dean Wilkins, Pittsfield

1989	
C	Jeff Banister, Harrisburg
1B	Rob Sepanek, Albany
2B	Andy Stankiewicz, Albany
3B	Leo Gomez, Hagerstown
SS	Travis Fryman, London
OF	Wes Chamberlain, Harrisburg
OF	Beau Allred, Canton-Akron
OF	Joey Belle, Canton-Akron
DH	Troy Neel, Canton-Akron
UTL	Jim Leyritz, Albany
RHP	Rodney Imes, Albany
LHP	Steve Adkins, Albany
RP	Daryl Irvine, New Britain

1990	
C	Mitch Lyden, Albany
1B	Rico Brogna, London
2B	Pat Kelly, Albany
3B	Jeff Bagwell, New Britain
SS	Mark Lewis, Canton-Akron
OF	Scott Meadows, Hagerstown
OF	Bernie Williams, Albany
OF	Luis Mercedes, Hagerstown
DH	Jeff Grotewold, Hagerstown
UTL	Gary Alexander, Reading
RHP	Mike Gardiner, Williamsport
LHP	Randy Tomlin, Harrisburg
RP	Darrin Chapin, Albany

1991	
C	Bob Natal, Harrisburg
1B	J.T. Snow, Albany
2B	Rodney Lofton, Hagerstown
3B	Jim Thome, Canton-Akron
SS	Dave Silvestri, Albany
OF	Rob Katarzoff, Harrisburg
OF	Bruce Dostal, Reading
OF	Jeromy Burnitz, Williamsport
DH	Carlos Martinez, Canton-Akron
UTL	Matt Stairs, Harrisburg
RHP	Ed Martel, Albany
LHP	Arthur Rhodes, Hagerstown
RP	Larry Stanford, Albany

1992	
C	Mike Lieberthal, Reading
1B	Ivan Cruz, London
2B	Hector Vargas, Albany
3B	Russ Davis, Albany
SS	Mike Lansing, Harrisburg
OF	Ken Ramos, Canton-Akron
OF	Mark Smith, Hagerstown
OF	Tracy Sanders, Canton-Akron
DH	Greg Sparks, London
UTL	Don Sparks, Albany
RHP	Bobby Jones, Binghamton
LHP	Ed Riley, New Britain
RP	Len Picota, Harrisburg

1993	
C	Gregg Zau, Bowie
1B	Cliff Floyd, Harrisburg
2B	Quilvio Veras, Binghamton
3B	Butch Huskey, Binghamton
SS	Robert Eenhorn, Albany-Colonie
OF	Manny Ramirez, Canton-Akron
OF	Omar Ramirez, Canton-Akron
OF	Rondell White, Harrisburg
DH	T.R. Lewis, Bowie
DH	Alan Zinter, Binghamton
P	Albie Lopez, Canton-Akron
P	Felipe Lira, London
P	Gabe White, Harrisburg

1994	
C	Charles Johnson, Portland
1B	Tate Seefried, Albany
2B	Hector Vargas, Bowie
3B	Bryn Kosco, New Haven
SS	Mark Grudzielanek, Harrisburg
OF	Curtis Goodwin, Bowie
OF	Jose Malave, New Britain
OF	Kevin Northrup, Harrisburg
DH	Tony Clark, Trenton
P	Jimmy Haynes, Bowie
P	Rob Pedraza, New Haven
P	Bill Pulsipher, Binghamton
P	Alberto Reyes, Harrisburg
P	Juan Acevedo, New Haven

1995	
C	Mike Figga, Norwich
1B	David Kennedy, New Haven
2B	Todd Walker, New Britain
3B	Rob Grable, Reading
SS	Nomar Garciaparra, Trenton
OF	Angel Echevarria, New Haven
OF	Billy McMillon, Portland
OF	Jay Payton, Binghamton
DH	Pork Chop Pough, Trenton
P	Paul Wilson, Binghamton
P	Eric Ludwick, Binghamton
P	Jay Powell, Portland
P	Dan Serafini, New Britain

1996	
C	Walt Mckeel, Trenton
1B	Todd Helton, New Haven
2B	Luis Castillo, Portland
3B	Scott Rolan, Reading
SS	Enrique Wilson, Canton-Akron
OF	Todd Dunwoody, Portland
OF	Vladimir Guerrero, Harrisburg
OF	Adam Hyzdu, Trenton
DH	Rod McCall, Canton-Akron
RHP	Carl Pavano, Trenton
RHP	Mike Welch, Binghamton
LHP	Matt Beech, Reading
LHP	Tony Saunders, Portland

1997	
C	Bob Henley, Harrisburg
1B	Kevin Millar, Portland
2B	Rudy Gomez, Norwich
3B	Corey Koskie, New Britain
SS	Alex Gonzalez, Portland
OF	Mark Kotsay, Portland
OF	David Dellucci, Bowie
OF	Derrick Gibson, New Haven
UTL	Lionel Hastings, Portland
DH	Chan Perry, Akron
RHP	Mike Saipe, New Haven
RHP	Steve Montgomery, Bowie
LHP	Mike Vavrek, New Haven
LHP	Jesus Sanchez, Binghamton

1998	
C	Michael Barrett, Harrisburg
1B	Calvin Pickering, Bowie
2B	Marcos Scutaro, Akron
3B	Jose Fernandez, Harrisburg
SS	Cristian Guzman, New Britain
OF	Jacque Jones, New Britain
OF	Scott Hunter, Binghamton
OF	Dernell Stenson, Trenton
DH	Doug Mientkiewicz, New Britain
RHP	Mike Lincoln, New Britain
LHP	Mike Kusiewicz, New Haven
RP	Brent Stentz, New Britain

1999	
C	Brian Schneider, Harrisburg
1B	Nick Johnson, Norwich
2B	David Eckstein, Trenton
3B	Andy Tracy, Harrisburg
SS	Alfonso Soriano, Norwich
OF	Raul Gonzalez, Trenton
OF	Pat Burrell, Reading
OF	Scott Morgan, Akron
OF	Julio Ramirez, Portland
UTL	Larry Barnes, Erie
DH	Chris Norton, Portland
R-SP	Tony Armas, Harrisburg
R-SP	Brian Cooper, Erie
L-SP	Matt Riley, Bowie
L-SP	Michael Tejera, Portland
RP	Eric Cammack, Binghamton

2000	
C	Mike Kinkade, Bing./Bowie
1B	Shea Hillenbrand, Trenton
2B	Pablo Ozuna, Portland
3B	Scott Seabol, Norwich
SS	Ramon Vazquez, New Haven
OF	Adam Hyzdu, Altoona
OF	Alex Escobar, Binghamton
OF	Eric Valent, Reading
UTL	Rick Short, Bowie
DH	Juan Thomas, New Haven
R-SP	Greg Wooten, New Haven
R-SP	Donnie Bridges, Harrisburg
L-SP	Sam McConnell, Altoona
L-SP	Wilson Guzman, Altoona
RP	Jerrold Riggan, Binghamton

2001	
C	Mike Rivera, Erie
1B	Eric Munson, Erie
2B	Willie Harris, Bowie
3B	Michael Cuddyer, New Britain
SS	Omar Infante, Erie
OF	Marcus Thames, Norwich
OF	Dustan Mohr, New Britain
OF	Marlon Byrd, Reading
UTL	J.P. Roberge, Reading
DH	Alejandro Freire, Erie
R-SP	John Stephens, Bowie
L-SP	Bard Thomas, New Britain
RP	Alex Pacheco, Norwich

2002	
C	Victor Martinez, Akron
1B	Carlos Rivera, Altoona
2B	Jesus Medrano, Portland
3B	Travis Chapman, Reading
SS	Jose Reyes, Binghamton
OF	Tony Alvarez, Altoona
OF	Low Ford, New Britain
OF	Dee Haynes, New Haven
OF	Cody Ross, Erie
UTL	Freddy Sanchez, Trenton
DH	John Gall, New Haven
R-SP	Ryan Madson, Reading
L-SP	Billy Traber, Akron
RP	Matt Duff, New Haven

2003	
C	Guillermo Quiroz, New Haven
1B	Craig Brazell, Binghamton
2B	Mike Fontenot, Bowie
3B	Terry Tiffee, New Britain
SS	Jason Bartlett, New Britain
OF	Jeff Inglin, Reading
OF	Alex Rios, New Haven
OF	Grady Sizemore, Akron
UTL	Kevin Youkilis, Portland
DH	Alejandro Freire, Norwich
R-SP	Kyle Denney, Akron
L-SP	Sean Burnett, Altoona
RP	Brian Schmack, Erie

2004	
C	Ronny Paulino, Altoona
1B	Ryan Howard, Reading
2B	Jeff Keppinger, Altoona/Bing.
3B	Mike Cervanak, Norwich
SS	Aaron Hill, New Hampshire
OF	Curtis Granderson, Erie
OF	Val Majewski, Bowie
OF	Kevin West, New Britain
UTL	John Castellano, Reading
DH	Mitch Jones, Trenton
R-SP	Ian Snell, Altoona
L-SP	Gustavo Chacin, N. Hampshire
RP	Bobby Korecky, New Britain

2005	
C	Mike Jacobs, Binghamton
1B	Shelley Duncan, Trenton
2B	Dustin Pedroia, Portland
3B	Jose Bautista, Altoona
SS	Hanley Ramirez, Portland
OF	Dan Ortmeier, Norwich
OF	Chris Roberson, Reading
OF	Alexander Romero, New Britain
UTL	Don Kelly, Erie
DH	Randy Ruiz, Reading
R-SP	Joel Zumaya, Erie
L-SP	Jon Lester, Portland
RP	Edwin Almonte, Erie

2006	
C	Curtis Thigpen, New Hampshire
1B	Michel Abreu, Binghamton
2B	Eider Torres, Akron
3B	Kevin Kouzmanoff, Akron
SS	Manuel Mayorson, N. Hampshire
OF	Vic Butler, Altoona
OF	Kory Casto, Harrisburg
OF	Adam Lind, New Hampshire
UTL	Melvin Dorta, Harrisburg
DH	Randy Ruiz, Trenton
R-SP	Adam Miller, Akron
L-SP	Shane Youman, Altoona
RP	Henry Owens, Binghamton

2007	
C	Jason Hill, Reading
1B	Jordan Brown, Akron
2B	Michael Hollimon, Erie
3B	Oscar Salazar, Bowie
SS	Asdrubal Cabrera, Akron
OF	John Bowker, Connecticut
OF	Garrett Guzman, New Britain
OF	Greg Jacobs, Reading
UTL	Mark Kiger, Binghamton
DH	Brett Harper, Binghamton
R-SP	Alan Horne, Trenton
L-SP	Matt Maloney, Reading
RP	Matt Peterson, Altoona

2008	
C	Lou Marson, Reading
1B	Mike Carp, Binghamton
2B	Scott Campbell, N. Hampshire
3B	Wes Hodges, Akron
SS	Jason Donald, Reading
OF	Lou Montanez, Bowie
OF	Wilkin Ramirez, Erie
OF	Nolan Reimold, Bowie
UTL	Daniel Murphy, Binghamton
DH	Travis Snider, New Hampshire
R-SP	Brad Bergesen, Bowie
L-SP	Phil Coke, Trenton
RP	Eddie Guiz, Binghamton

2009	
C	Carlos Santana, Akron
1B	Brett Pill, Connecticut
2B	Brock Bond, Connecticut
3B	Neil Sellers, Reading
SS	Eduardo Nunez, Trenton
OF	Quintin Berry, Reading
OF	Brennan Boesch, Erie
OF	Michael Taylor, Reading
UTL	Brian Dinkelmann, New Britain
DH	Brian Dopirak, New Hampshire
R-SP	Jeanmar Gomez, Akron
L-SP	Joe Savery, Reading
RP	Anthony Slama, New Britain

2010	
C	Hector Gimenez, Altoona
1B	Matt Rizzotti, Reading
2B	Ryan Adams, Bowie
3B	Brandon Laird, Trenton
SS	Danny Espinosa, Harrisburg
OF	Darin Mastroianni, N. Hampshire
OF	Ben Revere, New Britain
OF	Eric Thames, New Hampshire
UTL	Ray Chang, Portland
DH	Joel Guzman, Bowie
R-SP	Kyle Drabek, New Hampshire
L-SP	Rudy Owens, Altoona
RP	Rafael Cova, Richmond

2011	
C	Travis d'Arnaud, N. Hampshire
1B	Tyler Moore, Harrisburg
2B	Yangervis Solarte, New Britain
3B	Will Middlebrooks, Portland
SS	Adeiny Hechavarria, N. Hampshire
OF	Chih-Hsien Chiang, Portland
OF	Anthony Gose, New Hampshire
OF	Starling Marte, Altoona
UTL	Joshua Satin, Binghamton
DH	Matt Rizzotti, Reading
R-SP	Brad Peacock, Harrisburg
L-SP	Eric Surkamp, Richmond
RP	Cory Burns, Akron

2012	
C	Tommy Joseph, Reading/Rich.
1B	Darin Ruf, Reading
2B	Cesar Hernandez, Reading
3B	Debinson Romero, New Britain
SS	Niومان Romero, Erie
OF	Zoilo Almonte, Trenton
OF	Aaron Hicks, New Britain
OF	Thomas Neal, Akron
UTL	Brock Holt, Altoona
DH	Chris Colabello, New Britain
R-SP	Chris Heston, Richmond
L-SP	Michael Kickham, Richmond
RP	Preston Guilmet, Akron

2013	
C	Josmil Pinto, New Britain
1B	Allan Dykstra, Binghamton
2B	Hernan Perez, Erie
3B	Mark Miniccozzi, Richmond
SS	Danny Santana, New Britain
OF	Alex Dickerson, Altoona
OF	Javier Herrera, Richmond
OF	Carlos Moncrief, Akron
UTL	Caleb Joseph, Bowie
DH	Jesus Aguilar, Akron
R-SP	Anthony Ranaudo, Portland
L-SP	Jack Snodgrass, Richmond
RP	Jeff Walters, Binghamton

2014	
C	Elias Diaz, Altoona
1B	Christian Walker, Bowie
2B	Devon Travis, Erie
3B	Niومان Romero, Bowie
SS	Matt Duffy, Richmond
OF	Dariel Alvarez, Bowie
OF	Steven Moya, Erie
OF	Michael Taylor, Harrisburg
UTL	Brian Burgamy, Binghamton
DH	Reynaldo Rodriguez, New Britain
R-SP	Adrian Sampson, Altoona
L-SP	Henry Owens, Portland
RP	Oliver Drake, Bowie

2015	
C	Pedro Severino, Harrisburg
1B	Brock Stassi, Reading
2B	Max Moroff, Altoona
3B	Yandy Diaz, Akron
SS	Gavin Cecchini, Binghamton
OF	Wynton Bernard, Erie
OF	Quincy Latimore, Bowie
OF	Mike Tauchman, New Britain
UTL	Josh Rodriguez, Binghamton
DH	Dean Green, Erie
R-SP	Michael Fulmer, Erie/Binghamton
L-SP	Richard Bleier, Harrisburg
RP	Stephen Shackleford, Reading

2016	
C	Chance Sisco, Bowie
1B	Rhys Hoskins, Reading
2B	Erich Weiss, Altoona
3B	Eric Wood, Altoona
SS	Tyler Wade, Trenton
OF	Dylan Cozens, Reading
OF	Raimel Tapia, Hartford
OF	Aneury Tavarez, Portland
UTL	Garabez Rosa, Bowie
DH	Rowdy Tellez, New Hampshire
R-SP	German Marquez, Hartford
L-SP	Jordan Montgomery, Trenton
RP	Matt Carasiti, Hartford

2017	
C	Francisco Mejia, Akron
1B	Edwin Espinal, Altoona
2B	Luis Guillorme, Binghamton
3B	Josh Fuentes, Hartford
SS	Thairo Estrada, Trenton
OF	Jeremy Barfield, Portland
OF	Danny Mars, Portland
OF	Christin Stewart, Erie
UTL	Garabez Rosa, Bowie
DH	Eric Haase, Akron
R-SP	Corey Oswalt, Binghamton
L-SP	P.J. Conlon, Binghamton
RP	Shane Broyles, Hartford

# FANS for the CURE

**PROSTATE CANCER IS A MAJOR CAUSE OF DEATH OF MEN IN AMERICA.**

Protect the At-Risk Men in Your Life.



## KEY PROSTATE CANCER FACTS + CONSIDERATIONS

### RISK FACTORS

**Age** – Most prostate cancer cases occur in men age 60 and older. Yet, a significant number of men are diagnosed in their 40's and early 50's.

**Race/Ethnicity** – Black men have the highest death rate for prostate cancer of any racial or ethnic group in the US, over twice the rate of white men according to the American Cancer Society.

**Family History** – Men with a father or brother with prostate cancer are 2.5 times more likely to develop the disease.

### CANCER SCREENING

Prostate cancer screening is via a simple blood test - the PSA - which checks the concentration of prostate-specific antigens.

There is a strong correlation between both elevated PSA levels and/or high percentage changes in scores between tests and the presence of prostate cancer. Yet, there are other conditions besides prostate cancer that can raise PSA levels.

High or rapidly changing PSA levels can lead to additional tests. These are often sophisticated blood tests and biopsies.

### TREATMENT

**Early Detection** – Early diagnosis allows for more treatment options and leads to far more favorable outcomes.

**Active Surveillance** – Increasingly men with milder cases of prostate cancer are advised by doctors to begin with non-surgical treatment - monitoring tumors via the PSA and other blood tests - to measure the disease's progress.

**Get Another Opinion** – As testing and detection of prostate cancer improve, its treatments evolve. Seeking a second or third opinion is a great approach.

At Fans for the Cure, one of our goals is to become a trusted source for information on prostate cancer, early detection awareness, treatment options, and clinical trials.

Get detailed, fact-based information about prostate cancer on our website.

[fansfortheure.org/MiLB2018](http://fansfortheure.org/MiLB2018)

# 2017 Eastern League All-Star Game



The 2017 Eastern League All-Star Classic and its surrounding events returned to Northeast Delta Dental Stadium in Manchester, New Hampshire for the first time since 2011. The event spanned over two days on Tuesday, July 11th and Wednesday, July 12th.

The All-Star festivities kicked off on Tuesday night when Northeast Delta Dental Stadium played host to the Eastern League Home Run Derby. The Home Run Derby winner was **Aderlin Rodriguez** of the Bowie Baysox, who hit a total of 28 home runs during the event. In the final round Rodriguez hit 14 home runs to edge Erie's **Gabriel Quintana**, who hit 13 homers during the final round. Prior to the home run derby, fans were able to enjoy the Army vs. Celebrity Softball game, which kicked off the event on Tuesday night.

A crowd of 6,120 fans returned to Northeast Delta Dental Stadium on Wednesday night for the Eastern League All-Star Game, which the Eastern Division won 7-1 against the Western Division.

The Western Division jumped out to an early lead in the top of the second inning when Bowie's **Aderlin Rodriguez** hit a two-out double and then came around to score on an RBI double by Akron's **Yu-Cheng Chang**.

The score remaining 1-0 until the bottom of the sixth inning when the Eastern Division rallied with seven runs to take a commanding lead. The Eastern Division tied the game on a two-out RBI single by New Hampshire's **Ryan McBroom**, and took the lead when Trenton's **Zach Zehner** followed with a two-run single to give the Eastern Division a 3-1 lead. Portland's **Danny Mars** added an RBI single and New Hampshire's **Gunnar Heidt** hit a two-run double later in the inning.

Seven different Eastern Division pitchers combined to close out the win with seven shutout innings, including New Hampshire's **Conner Greene**, who struck out four batters over two scoreless innings of relief.

Reading's **Drew Anderson** pitched a perfect top of the sixth inning to earn the win for the Eastern Division and New Hampshire's **Dusty Isaacs** struck out the side while pitching a perfect inning in the top of the eighth.

Zehner finished the game with a pair of hits, two RBIs and one run scored to earn the BUSH'S Beans All-Star MVP Award.

Mars finished with three hits, including a double, while driving in one run and scoring once for the Eastern Division, and Reading's **Carlos Tocci** added a pair of singles and scored one run.

## Eastern League All-Star Game Results (2003-Present)

Date	City	Result	Attendance
7/12/17	Manchester, NH	Eastern 7, Western 1	6,120
7/13/16	Akron, OH	Eastern 10, Western 2	8,054
7/15/15	Portland, ME	Eastern 4, Western 4*	7,368
7/16/14	Altoona, PA	Western 5, Eastern 2	6,055
7/10/13	New Britain, CT	Western 5, Eastern 0	8,633
7/11/12	Reading, PA	Eastern 5, Western 4	9,477
7/13/11	Manchester, NH	Western 8, Eastern 3	8,756
7/14/10	Harrisburg, PA	Western 10, Eastern 3	8,078
7/15/09	Trenton, NJ	Southern 5, Northern 3	7,474
7/16/08	Manchester, NH	Northern 5, Southern 3	8,762
7/11/07	Norwich, CT	Game called in top of third inning due to fog	
7/12/06	Altoona, PA	Southern 5, Northern 3	9,308
7/13/05	Portland, ME	Northern 9, Southern 6	6,975
7/14/04	Bowie, MD	Southern 4, Northern 1	9,166
7/16/03	New Britain, CT	Northern 6, Southern 5	7,168

\* - Eastern Division declared winner after winning Home Run Derby tiebreaker

## Double-A Association All-Star Game Results

Date	City	Result	Attendance
7/10/02	Norwich, CT	American 11, National 2	8,009
7/11/01	Round Rock, TX	National 8, American 3	12,046
7/12/00	Bowie, MD	American 5, National 2	14,077
7/14/99	Mobile, AL	National 3, American 0	6,174
7/08/98	New Haven, CT	National 2, American 1	6,248
7/07/97	San Antonio, TX	American 4, National 0	7,114
7/08/96	Trenton, NJ	National 6, American 2	8,369
7/10/95	Shreveport, LA	American 3, National 1	6,247
7/11/94	Binghamton, NY	American 10, National 4	6,524
7/12/93	Memphis, TN	National 12, American 7	6,335
7/13/92	Charlotte, NC	American 4, National 3	4,009
7/10/91	Huntsville, AL	American 8, National 2	4,022

## All-Star Game MVP

Year	Player	Team
2017	Zack Zehner	Trenton
2016	Matt Oberste	Binghamton
2015	Marco Hernandez	Portland
2014	Steven Moya	Erie
2013	Javier Herrera	Richmond
2012	Eric Campbell	Binghamton
2011	Brock Holt	Altoona
2010	Chase d'Arnaud	Altoona
2009	Miguel Abreu	Bowie
2008	Luke Hughes	New Britain
2007	Award Not Given	
2006	Brett Roneberg	Altoona
2005	Daniel Matienzo	New Britain
2004	Jeff Keppinger	Altoona
2003	Terry Tiffie	New Britain
2002	Jorge Sequea	Erie
2001	Mike Cudoyer	New Britain
2000	Tony DeRosso	Trenton
1999	Ryan Anderson	New Haven
1998	Wonderful Monds	New Haven
1997	Melvin Rosario	Bowie
1996	Todd Dunwoody	Portland
1995	Pork Chop Pough	Trenton
1994	Matt Stairs	New Britain
1993	Rondell White	Harrisburg
1992	Len Picota	Harrisburg
1991	Jim Thome	Canton-Akron

# 2017 Eastern League All-Star Game Rosters

## EASTERN DIVISION

### ***Pitchers***

Yency Almonte, Hartford  
Drew Anderson, Reading  
Shane Broyles, Hartford  
P.J. Conlon, Binghamton  
Nestor Cortes, Trenton  
Conner Greene, New Hampshire  
Dusty Isaacs, New Hampshire  
Corey Oswalt, Binghamton  
Yefry Ramirez, Trenton  
Yacksel Rios, Reading  
Justus Sheffield, Trenton  
Teddy Stankiewicz, Portland

### ***Catchers***

Danny Jansen, New Hampshire  
Tomas Nido, Binghamton

### ***Infielders***

Rafael Devers, Portland  
Thairo Estrada, Trenton  
Mike Ford, Trenton  
Ashley Graeter, Hartford  
Luis Guillorme, Binghamton  
Gunnar Heidt, New Hampshire  
Ryan McBroom, New Hampshire  
Mitch Walding, Reading

### ***Outfielders***

Danny Mars, Portland  
Kevin Taylor, Binghamton  
Carlos Tocci, Reading  
Jiandido Tromp, Reading  
Drew Weeks, Hartford  
Zack Zehner, Trenton

### ***Manager***

Gary Allenson, New Hampshire

### ***Hitting Coach***

Ronnie Ortega, New Hampshire

### ***Pitching Coach***

Vince Horsman, New Hampshire

### ***Position Player Coach***

Andy Fermin, New Hampshire

### ***Athletic Trainer***

Bob Tarpey, New Hampshire

### ***Strength & Conditioning Coach***

Brian Pike, New Hampshire

## WESTERN DIVISION

### ***Pitchers***

Ryan Brinley, Harrisburg  
Tyler Cyr, Richmond  
Montana DuRapau, Altoona  
Matt Gage, Richmond  
Cameron Hill, Akron  
Jairo Labourt, Erie  
Lucas Long, Bowie  
Alex McRae, Altoona  
Thomas Pannone, Akron  
Tanner Scott, Bowie  
John Simms, Harrisburg

### ***Catchers***

Francisco Mejia, Akron\*  
Raudy Read, Harrisburg

### ***Infielders***

Yu-Cheng Chang, Akron  
Edwin Espinal, Altoona  
Dominic Ficociello, Erie  
Miguel Gomez, Richmond  
C.J. Hinojosa, Richmond  
Kevin Kramer, Altoona  
Adrian Marin, Bowie  
Wyatt Mathisen, Altoona  
Gabriel Quintana, Erie  
Aderlin Rodriguez, Bowie

### ***Outfielders***

Mike Gerber, Erie  
Slade Heathcott, Richmond  
Jordan Luplow, Altoona  
Jose Marmolejos, Harrisburg  
Garabez Rosa, Bowie  
Christin Stewart, Erie

### ***Manager***

Mark Budzinski, Akron

### ***Hitting Coach***

Johnny Narron, Akron

### ***Pitching Coach***

Tony Arnold, Akron

### ***Bench Coach***

Omir Santos, Akron

### ***Athletic Trainer***

Jeremy Heller, Akron

### ***Strength & Conditioning Coach***

Paul Synenkyj, Akron





# ALL STAR CELEBRATION

# JULY 10<sup>TH</sup> & 11<sup>TH</sup>



PRESENTED BY



PRESENTED BY



*BEN GAMEL*  
'14 EL ALL-STAR | NYJ

*GAVIN CECCHINI*  
'15 EL ALL-STAR | NYM

*TRAVIS D'ARNAUD*  
'11 EL ALL-STAR | NYM

FOR MORE INFO CALL 609-394-3300 OR VISIT  
[TRENTONTHUNDER.COM/2018ASG](http://TRENTONTHUNDER.COM/2018ASG)



Park

# AKRON RUBBERDUCKS

Major League Affiliate:  
CLEVELAND INDIANS  
(1989-Present)



Address: 300 South Main Street  
Akron, OH 44308-1204  
Phone: (330) 253-5151  
Fax: (330) 253-3300  
E-mail: [information@akronrubberducks.com](mailto:information@akronrubberducks.com)  
Website: [www.akronrubberducks.com](http://www.akronrubberducks.com)

## ADMINISTRATIVE STAFF

Principal Owner/CEO: Ken Babby  
General Manager/COO: Jim Pfander  
Assistant General Manager: Scott Riley  
Director, Ticketing Operations: Brian Flenner  
Director, Ticket Sales: Jody Sellers  
Director, Food & Beverage: Brian Manning  
Director, Corporate Partnerships: David Bordonaro  
Director, Public & Media Relations: Adam Liberman  
Director, Broadcasting: David Wilson  
Director, Premium Experience: Sam Dankoff  
Director, Ballpark Operations: Adam Horner  
Director, Player Facilities: Shad Gross  
Controller: Leslie Wenzlawsh  
Head Groundskeeper: Chris Walsh  
Executive Chef: James Phillips  
Assistant Director, Food & Beverage: Bob Demyan  
Assistant Director, Ballpark Operations: James Parsons  
Senior Manager, Group Sales: Mitch Cromes  
Manager, Corporate Partnerships: Juli Donlen  
Office Manager: Missy Dies  
Manager, Merchandise: Jeff Campano  
Manager, Community Relations: Alex Hawks  
Coordinator, Creative Services: Zach Aaron  
Coordinator, Promotions: Sara Varela  
Ticket Sales Executives: Dominic DeMarco, Kyle Hixenbaugh,  
Roy Jacobs, Ryan Jones, Joe Mayancsik, Thyran Nowden, Rik Segel  
Graphic Designer: Scott Watkins  
Assistant Groundskeeper: James Petrella  
Ticket Sales Associates: Claudia Behrens, Anthony Chadwick,  
Sam Cranor, Ricky Hayden, Jacob Lambert, Ian Wilkinson  
Temporary Accounting Assistant: Patrick Kabasinski  
Executive Assistant to Ken Babby: Jill Popov



JIM PFANDER

## FIELD STAFF



TONY MANSOLINO

Manager: Tony Mansolino  
Hitting Coach: Kevin Howard  
Pitching Coach: Rigo Beltran  
Bench Coach: Dennis Malave  
Athletic Trainer: Jeremy Heller  
Strength & Conditioning Coach: Paul Synenkyj

# CANAL PARK



## STADIUM INFORMATION

Name of Park: Canal Park  
Capacity: 7,630  
Outfield Distances:  
LF: 331', CF: 400', RF: 337'  
Outfield Fence Height:  
LF-CF: 11.5', CF-RF: 12', RF: 8'  
Year Opened: 1997

## TICKET INFORMATION

Homerville: \$25  
Duck Row: \$17  
Reserved Seating: \$11 (\$13 day of game)  
Youth (12 & under): \$10 (\$12 day of game)  
Seniors (60 & over): \$10 (\$12 day of game)  
General Admission: \$5 (\$7 day of game)

## DIRECTIONS TO CANAL PARK

**From Cleveland:** I-77 South to Route 59 East. Exit at Exchange/Cedar and turn right onto Cedar. Go to Main Street, turn left and ballpark is on the left. Or Route 8 South to Perkins Street exit, turn right off exit, follow to South High Street, turn left, follow to State Street, turn right, go one block to ballpark.

**From Canton:** I-77 North to Main/Downtown exit. Follow to Broadway Street, turn left on Exchange Street, right at Main Street, ballpark is on the left.

**From Youngstown:** I-76 West to Main/Downtown exit. Follow to Broadway Street, turn left on Exchange Street, right at Main Street, ballpark is on the left.

**From Medina/Wooster/Mansfield:** I-76 East to 59 East. Exit at Exchange/Cedar and turn right onto Cedar. Go to Main Street, turn left and ballpark is on the left.

## BROADCAST INFORMATION

Radio: Fox Sports 1350 AM - WARF  
Broadcasters: Dave Wilson, Jim Clark

## NEWSPAPER COVERAGE

*Akron Beacon Journal*

## DIRECTOR OF PLAYER DEVELOPMENT

James Harris  
Progressive Field  
2401 Ontario Street  
Cleveland, OH 44115  
(216) 420-4200

# AKRON RECORDS

Year	W	L	PCT.	Overall Finish	Playoff Results	Attendance	Manager	Affiliate
1989	70	69	.504	3	vs. Harrisburg 2-3	204,001	Bob Molinaro	Indians
1990	76	64	.543	3	vs. London 2-3	204,193	Ken Bolek	Indians
1991	75	65	.536	4	vs. Harrisburg 1-3	218,397	Ken Bolek	Indians
1992	80	58	.580	1	vs. Albany 3-1	194,362	Brian Graham	Indians
1993	75	63	.543	2	vs. Binghamton 2-3 vs. Bowie 3-2 vs. Harrisburg 2-3	273,639	Brian Graham	Indians
1994	69	73	.486	6		255,002	Ted Kubiak	Indians
1995	67	75	.472	7		195,049	Ted Kubiak	Indians
1996	71	71	.500	6		213,278	Jeff Datz	Indians
1997	51	90	.362	10		473,232	Jeff Datz	Indians
1998	81	60	.574	3	vs. Harrisburg 1-3	521,122	Joel Skinner	Indians
1999	69	71	.493	7		522,459	Joel Skinner	Indians
2000	75	68	.524	6		481,060	Eric Wedge	Indians
2001	68	74	.479	7		485,582	Chris Bando	Indians
2002	93	48	.660	1	vs. Harrisburg 2-3	400,187	Brad Komminsk	Indians
2003	88	53	.624	1	vs. Altoona 3-1 vs. New Haven 3-0	445,603	Brad Komminsk	Indians
2004	63	78	.447	11		478,611	Brad Komminsk	Indians
2005	84	58	.592	1	vs. Altoona 3-2 vs. Portland 3-1	455,056	Torey Lovullo	Indians
2006	87	55	.613	1	vs. Altoona 3-2 vs. Portland 2-3 vs. Erie 3-1	412,995	Tim Bogar	Indians
2007	80	61	.567	3	vs. Trenton 1-3 vs. Bowie 3-1	355,376	Tim Bogar	Indians
2008	80	62	.563	3	vs. Trenton 1-3 vs. Trenton 1-3 vs. Reading 3-0 vs. Connecticut 3-1	342,816	Mike Sarbaugh	Indians
2009	89	53	.627	1		316,836	Mike Sarbaugh	Indians
2010	71	71	.500	6		261,563	Joel Skinner	Indians
2011	73	69	.514	6		266,265	Chris Tremie	Indians
2012	82	59	.582	1	vs. Bowie 3-2 vs. Trenton 3-1	256,473	Chris Tremie	Indians
2013	68	73	.482	T-8		295,459	Edwin Rodriguez	Indians
2014	73	69	.514	T-4	vs. Richmond 1-3	350,704	David Wallace	Indians
2015	73	69	.514	T-5		340,916	David Wallace	Indians
2016	77	64	.546	3	vs. Altoona 3-1 vs. Trenton 3-0	350,077	David Wallace	Indians
2017	69	71	.493	6		343,351	Mark Budzinski	Indians
<b>29</b>	<b>2177</b>	<b>1914</b>	<b>.532</b>		<b>62-49 .559</b>	<b>9,913,664</b>		

League Champions: 2003, 2005, 2009, 2012, 2016

## INDIVIDUAL SEASON BATTING RECORDS

<b>Games:</b>	139	Darren Stumberger	1998
<b>At Bats:</b>	545	Darren Stumberger	1998
<b>Runs</b>	116	Omar Ramirez	1993
<b>Hits:</b>	169	Alex Ramirez	1996
<b>Total Bases:</b>	263	Alex Ramirez	1996
<b>Doubles:</b>	39	Darren Stumberger	1998
<b>Triples:</b>	12	Alex Ramirez	1996
<b>Home Runs:</b>	27	Rod McCall	1996
	27	Jonathan Van Every	2005
<b>RBI:</b>	105	Jesus Aguilar	2013
<b>Walks:</b>	90	Carlos Santana	2009
<b>Strikeouts:</b>	185	Nellie Rodriguez	2016
<b>Sacrifices:</b>	19	Eider Torres	2005
<b>Sacrifice Flies:</b>	12	Wes Hodges	2008
<b>Stolen Bases:</b>	49	Jose Constanza	2009
<b>Average:</b>	.340	Manny Ramirez	1993

## TEAM SEASON BATTING RECORDS

Most		Least	
143	2000	138	1992-93
4913	1996	4377	1989
768	1996	558	1990-91
1377	1996	1091	1990
2143	1996	1543	1990
283	2002	174	1989
46	1996, 2004	21	1993
155	2005	55	1991
717	1997	494	1991
593	1997	351	2001
1281	2016	738	1993
60	2009	11	1996
64	2009	31	1999
176	2006	53	2010
280	1996	242	2016

## INDIVIDUAL SEASON PITCHING RECORDS

<b>Games:</b>	61	Jeff Fassero	1990
<b>Complete Games:</b>	9	Charles Nagy	1990
<b>Shutouts:</b>	5	Greg McMichael	1989
<b>Wins:</b>	15	Adam Miller	2006
<b>Losses:</b>	16	Alan Embree	1994
<b>Saves:</b>	35	Cory Burns	2011
<b>Innings:</b>	186.1	Frankie Sanders	1998
<b>Walks:</b>	81	Maximo DeLaRosa	1996
<b>Strikeouts:</b>	157	Adam Miller	2006
<b>ERA:</b>	1.80	Jeff Mutis	1991

## TEAM SEASON PITCHING RECORDS

Most		Least	
143	2000	138	1992-93
28	1989	0	2013
20	2002	4	1994, 1996
93	2002	51	1997
90	1997	48	2002
46	2003	19	1997
1272.2	2015	1176	1989
588	1997	379	2015
1150	2013	786	1995
5.26	1991	3.03	2012

## 2017 AKRON RUBBERDUCKS STATISTICS

BATTER	AVG	G	AB	R	H	2B	3B	HR	RBI	TB	BB	IBB	SO	SB	CS	OBP	SLG	OPS
#Allen, Greg	.264	71	258	37	68	16	1	2	24	92	22	0	55	21	2	.344	.357	.701
*Bradley, Bobby	.251	131	467	66	117	25	3	23	89	217	55	2	122	3	3	.331	.465	.796
#Castillo, Ivan	.203	28	69	10	14	3	0	1	8	20	10	0	13	1	2	.317	.290	.607
Chang, Yu-Cheng	.220	126	440	72	97	24	5	24	66	203	52	0	134	11	4	.312	.461	.774
*Chisenhall, Lonnie	.125	5	16	1	2	0	0	0	0	2	1	0	4	0	0	.176	.125	.301
#De La Cruz, Juan	.133	12	30	0	4	1	0	0	3	5	3	0	9	0	0	.212	.167	.379
Haase, Eric	.258	95	333	59	86	17	5	26	59	191	44	0	116	4	2	.349	.574	.923
Hankins, Todd	.228	73	232	28	53	7	1	2	19	68	21	1	70	15	5	.289	.293	.582
*Kipnis, Jason	.143	5	14	1	2	0	0	1	1	5	0	0	6	0	0	.200	.357	.557
#Krieger, Tyler	.225	119	418	55	94	25	2	6	43	141	42	0	107	12	6	.303	.337	.640
Laureano, Jonathan	.200	3	10	1	2	1	0	0	2	3	1	0	0	1	0	.273	.300	.573
*Marabell, Connor	.268	11	41	2	11	1	0	0	2	12	3	0	8	0	0	.318	.293	.611
Mathias, Mark	.212	35	104	17	22	5	1	1	13	32	13	0	34	4	0	.328	.308	.636
Medina, Yhoxian	.182	11	33	6	6	0	0	1	2	9	3	0	7	0	1	.308	.273	.580
*Mejia, Francisco	.297	92	347	52	103	21	2	14	52	170	24	1	53	7	2	.346	.490	.835
#Mendoza, Yonathan	.196	15	51	2	10	2	0	1	6	15	4	0	9	2	0	.255	.294	.549
*Murphy, Taylor	.203	25	79	13	16	1	0	3	13	26	13	1	29	3	1	.344	.329	.673
*Papi, Mike	.267	87	296	50	79	13	0	10	37	122	50	4	61	5	2	.374	.412	.786
Paulino, Dorssys	.257	94	315	37	81	12	2	6	37	115	42	0	76	6	2	.349	.365	.714
Rodriguez, Jorma	.238	7	21	2	5	0	0	0	0	5	0	0	6	0	0	.238	.238	.476
*Rodriguez, Luigi	.276	82	286	31	79	22	1	13	40	142	19	1	94	8	8	.319	.497	.816
*Salters, Daniel	.200	4	10	3	2	1	0	0	1	3	1	0	2	0	0	.308	.300	.608
Sever, Joe	.282	118	440	46	124	21	2	7	54	170	32	0	82	5	2	.333	.386	.719
*Smith, Jordan	.268	41	157	23	42	6	0	2	13	54	19	0	37	5	5	.348	.344	.692
Stamets, Eric	.325	14	40	7	13	3	1	1	5	21	8	0	13	2	0	.429	.525	.954
<b>Team Total</b>	<b>.251</b>	<b>140</b>	<b>4507</b>	<b>621</b>	<b>1132</b>	<b>227</b>	<b>26</b>	<b>144</b>	<b>589</b>	<b>1843</b>	<b>482</b>	<b>10</b>	<b>1147</b>	<b>115</b>	<b>47</b>	<b>.330</b>	<b>.409</b>	<b>.738</b>

PITCHER	W-L	ERA	G	GS	CG	SH	SV	IP	H	R	ER	HR	HBP	BB	SO	WHIP	AVG
Aviles, Robbie	7-4	3.12	38	0	0	0	3	57.2	51	22	20	3	2	13	35	1.11	.238
Baker, Dylan	0-1	2.84	13	0	0	0	0	12.2	15	4	4	1	0	1	10	1.26	.288
Banwart, Travis	1-1	5.73	3	2	0	0	0	11	17	7	7	1	0	2	8	1.73	.347
Bieber, Shane	2-1	2.32	9	9	0	0	0	54.1	56	15	14	2	0	5	49	1.12	.264
Brown, D.J.	1-7	4.72	29	5	0	0	1	74.1	76	45	39	9	0	20	63	1.29	.269
Brown, Mitch	1-2	6.33	33	0	0	0	4	48.1	41	36	34	3	3	39	40	1.66	.238
Chiang, Shao-Ching	1-2	6.61	6	6	0	0	0	32.2	43	24	24	4	3	11	20	1.65	.314
DeMasi, Dominic	1-0	1.80	1	1	0	0	0	5	2	1	1	0	0	1	6	0.60	.118
Esparza, Matt	5-5	4.94	17	17	0	0	0	94.2	90	55	52	16	3	36	72	1.33	.251
Garcia, Justin	1-0	0.00	1	0	0	0	0	2.2	1	0	0	0	0	1	2	0.75	.111
Garner, Perci	0-0	3.14	10	0	0	0	1	14.1	7	5	5	0	1	9	18	1.12	.146
*Herrera, Alsis	0-0	9.00	1	0	0	0	0	2	8	2	2	0	0	0	4	4.00	.615
Hill, Cameron	4-4	3.18	41	0	0	0	13	62.1	55	26	22	7	1	16	50	1.14	.235
Holland, Neil	3-1	4.85	26	0	0	0	5	29.2	34	19	16	4	5	3	21	1.25	.283
*Kaminsky, Rob	0-1	9.00	1	1	0	0	0	5	6	5	5	0	0	2	1	1.60	.316
Kluber, Corey	1-0	0.00	1	1	0	0	0	5	1	0	0	0	0	0	1	0.20	.067
Lee, Jacob	1-1	9.18	14	0	0	0	0	16.2	25	17	17	2	1	11	10	1.16	.362
Linares, Leandro	2-2	3.78	23	0	0	0	3	33.1	39	19	14	2	0	21	37	1.80	.295
*Lugo, Luis	8-7	4.35	26	25	1	0	0	134.1	140	74	65	19	5	55	93	1.45	.268
Merryweather, Julian	4-2	3.38	9	9	0	0	0	50.2	37	21	19	3	5	10	52	0.93	.196
Milbrath, Jordan	3-2	3.90	15	0	0	0	2	30	30	20	13	5	4	11	29	1.37	.259
1 *Pannone, Thomas	6-1	2.62	14	14	1	0	0	82.1	67	27	24	5	3	21	81	1.07	.223
Pasquale, Nick	3-8	5.90	19	16	0	0	0	82.1	85	58	54	10	7	39	74	1.51	.267
Peoples, Michael	2-5	5.58	9	9	0	0	0	50	61	33	31	7	1	14	30	1.50	.298
Salazar, Danny	0-1	16.20	1	1	0	0	0	1.2	3	3	3	1	1	2	3	3.00	.375
*Speer, David	2-3	5.60	38	2	0	0	5	53	69	38	33	2	2	18	47	1.64	.312
Sulser, Cole	1-1	2.93	10	0	0	0	1	15.1	12	7	5	2	0	4	11	1.04	.222
*Tully, Tanner	1-1	4.32	3	3	0	0	0	16.2	25	12	8	2	0	5	4	1.80	.357
*Whitehouse, Matt	8-8	4.47	28	19	1	0	1	110.2	118	69	55	15	5	27	87	1.31	.266
<b>Team Total</b>	<b>69-71</b>	<b>4.43</b>	<b>140</b>	<b>140</b>	<b>3</b>	<b>7</b>	<b>39</b>	<b>1188.2</b>	<b>1214</b>	<b>664</b>	<b>585</b>	<b>125</b>	<b>52</b>	<b>397</b>	<b>958</b>	<b>1.36</b>	<b>.264</b>

\* = left-handed

# = switch hitter

I, 2, T = Applies to players who played with two clubs within the Eastern League this season.

I = First Team Stats Only    2 = Second team Stats Only    T = Total League Stats

# ALTOONA CURVE

Major League Affiliate:  
PITTSBURGH PIRATES  
(1999–Present)



Address: 1000 Park Avenue  
Altoona, PA 16602  
Telephone: (814) 943-5400  
Fax: (814) 943-9050  
E-mail: [frontoffice@altoonacurve.com](mailto:frontoffice@altoonacurve.com)  
Website: [www.altoonacurve.com](http://www.altoonacurve.com)

## ADMINISTRATIVE STAFF

Managing Members: Bob and Joan Lozinak  
Chief Operating Officer: David Lozinak  
Chief Financial Officer: Mike Lozinak  
Senior Advisor: Sal Baglieri  
General Manager: Derek Martin  
Director of Finance: Mary Lamb  
Administrative Assistant: Donna Harpster  
Director of Communications & Broadcasting: Trey Wilson  
Communications & Broadcasting Assistant: Garett Mansfield  
Director of Corporate Partnerships: Corey Homan  
Director of Business Development: Adam Erikson  
Manager of Partnership Services: Jade Giantini  
Director of Ticketing: Nathan Bowen  
Box Office Manager: Jess Knott  
Ticket Sales Manager: Ed Moffett  
Ticket Sales Manager: Joel Fox  
Ticket Sales Manager: Briana Hornung  
Director of Community Relations: Emily Rosencrants  
Director of Ballpark Operations: Doug Mattern  
Head Groundskeeper: Chris Mason  
Director of Concessions: Glenn McComas  
Assistant Director of Concessions: Michelle Anna  
Director of Entertainment & Branding: Isaiah Arpino  
Director of Marketing, Promotions & Special Events:  
Mike Kessler  
Director of Creative Services: David Gallagher  
Director of Merchandise: Michelle Gravert



**DEREK MARTIN**

## FIELD STAFF



**MICHAEL RYAN**

Manager: Michael Ryan  
Hitting Coach: Keoni De Renne  
Pitching Coach: Bryan Hickerson  
Trainer: Justin Ahrens  
Strength & Conditioning Coach: Joe Schlesinger

# PEOPLES NATURAL GAS FIELD



## STADIUM INFORMATION

Name of Park:  
Peoples Natural Gas Field  
Capacity: 7,210  
Outfield Distances:  
LF: 325', CF: 405', RF: 325'  
Year Opened: 1999

## TICKET INFORMATION

Rail Kings: \$14.00  
Toyota Diamond Club: \$12.00  
Terrace: \$10.00  
Grandstand: \$8.00  
UPMC Health Plan HR Junction: \$7.00  
General Admission Bleachers: \$7.00  
Note: All ticket prices increase by \$2.00 on the day of the game.

## DIRECTIONS TO PEOPLES NATURAL GAS FIELD

**From the West:** Take I-76/I-376 East to US 22 East. Drive on 22 East for approx. 80 miles. Merge onto I-99/US-220 North approximately six miles from Altoona. Stay on I-99 North and take the Frankstown Road exit. Go straight at the light at the top of the ramp (crossing over Frankstown Road). The ballpark is on the right.

**From the East:** Take Pennsylvania Turnpike West to Bedford exit. Following the toll booths, take a left at the light. Follow signs and get on I-99/US 220 North. Take Frankstown Road exit. Go straight at the light at the top of the ramp (crossing over Frankstown Road). The ballpark is on the right.

**From the North:** Take US 322 West to I-99/US 220 South. Take Frankstown Road exit. At the top of the ramp, turn right at the light onto Frankstown Road. Take a right at the next light onto Park Avenue. Ballpark is on the right.

**From the South:** Take I-99/U.S. 220 North toward Altoona. Take the Frankstown Road exit. Go straight at the light at the top of the ramp (crossing over Frankstown Road). The ballpark is on the right.

**From I-80 Traveling East:** Take the Philipsburg/Woodland Exit to US 322 East. After about 25 miles, take US 220 South. 220 South merges with I-99 South. Drive on I-99 South for approximately 20 miles. Take the Frankstown Road exit. Turn right at the exit, the ballpark will be to your right.

**From I-80 Traveling West:** Take the Altoona/Milesburg exit and bear onto US 220 South. After approximately 30 miles merge onto I-99 South. Drive on I-99 South for approximately 20 miles. Take the Frankstown Road exit. Turn right at the exit, the ballpark will be on your right.

## BROADCAST INFORMATION

Radio: *Flagship:* 1240 AM/98.5 FM WRTA (Altoona)  
*Affiliates:* WTRN 1340 AM (Tyrone), 1400 AM WWGE (Ebensburg),  
1370 AM WKMC (Roaring Spring), WTRN 100.7 FM (Tyrone)  
Broadcaster: Trey Wilson, Nate Bowen, Garrett Mansfield

## NEWSPAPER COVERAGE

*Altoona Mirror:* Cory Giger  
*Johnstown Tribune-Democrat:* Eric Knopsnyder  
*Indiana Gazette:* Tony Coccagna  
*Tyrone Daily Herald:* Bob Miller

## DIRECTOR OF MINOR LEAGUE OPERATIONS

Larry Broadway  
PNC Park at North Shore  
115 Federal Street  
Pittsburgh, PA 15212  
(412) 325-4737

# ALTOONA RECORDS

Year	W	L	PCT.	Overall Finish	Playoff Results	Attendance	Manager	Affiliate
1999	67	73	.479	8		323,932	Marty Brown	Pirates
2000	74	68	.521	7		333,968	Marty Brown	Pirates
2001	63	79	.444	10		348,316	Dale Sveum	Pirates
2002	72	69	.511	7		363,871	Dale Sveum	Pirates
2003	78	63	.553	3	vs. Akron 1-3	365,376	Dale Sveum	Pirates
2004	85	56	.603	1	vs. Erie 3-0 vs. New Hampshire 0-3	394,062	Tony Beasley	Pirates
2005	76	66	.535	T-2	vs. Akron 2-3	390,239	Tony Beasley	Pirates
2006	75	64	.540	3	vs. Akron 2-3	365,407	Tim Leiper	Pirates
2007	73	68	.514	4		356,339	Tim Leiper	Pirates
2008	65	77	.458	9		346,973	Tim Leiper	Pirates
2009	62	80	.437	11		275,945	Matt Walbeck	Pirates
2010	82	60	.577	2	vs. Harrisburg 3-1 vs. Trenton 3-1	286,321	Tony Beasley	Pirates
2011	64	77	.454	11		285,906	P.J. Forbes	Pirates
2012	72	70	.507	6		270,613	P.J. Forbes	Pirates
2013	63	79	.444	11		286,277	Carlos Garcia	Pirates
2014	61	81	.430	11		275,823	Carlos Garcia	Pirates
2015	74	68	.521	4	vs. Bowie 1-3	302,761	Tom Prince	Pirates
2016	76	64	.543	4	vs. Akron 1-3	272,640	Joey Cora	Pirates
2017	74	66	.529	3	vs. Bowie 3-0 vs. Trenton 3-0	294,486	Michael Ryan	Pirates
<b>19</b>	<b>1356</b>	<b>1328</b>	<b>.505</b>		<b>22-20 .524</b>	<b>6,139,255</b>		

League Champions: 2010, 2017

## INDIVIDUAL SEASON BATTING RECORDS

<b>Games:</b>	142	Adam Hyzdu	2000
<b>At Bats:</b>	536	Starling Marte	2011
<b>Runs</b>	96	Adam Hyzdu	2000
<b>Hits:</b>	178	Starling Marte	2011
<b>Total Bases:</b>	285	Adam Hyzdu	2000
<b>Doubles:</b>	40	Nate McLouth	2004
<b>Triples:</b>	14	Vic Buttler	2006
<b>Home Runs:</b>	31	Adam Hyzdu	2000
<b>RBI:</b>	106	Adam Hyzdu	2000
<b>Walks:</b>	71	Stetson Allie	2014
<b>Strikeouts:</b>	145	Willy Garcia	2014
<b>Sacrifices:</b>	16	Luis Figueroa	1999
<b>Sacrifice Flies:</b>	10	Tike Redman	1999
	10	Josh Harrison	2010
<b>Stolen Bases:</b>	45	Rajai Davis	2005
	45	Rich Thompson	2005
<b>Average:</b>	.338	Jeff Keppinger	2004

## TEAM SEASON BATTING RECORDS

	Most	Least
<b>Games:</b>	142 2000, 2005	139 2006
	2008-10, 2012-15	
<b>At Bats:</b>	4835 2010	4510 2012
<b>Runs</b>	697 2004	539 2008
<b>Hits:</b>	1294 2010	1157 2013
<b>Total Bases:</b>	2001 2004	1724 2012
<b>Doubles:</b>	274 2003	213 2006
<b>Triples:</b>	55 2016	24 2009
<b>Home Runs:</b>	141 2005	72 2012
<b>RBI:</b>	664 1999	499 2008
<b>Walks:</b>	527 2000	376 2001
<b>Strikeouts:</b>	1155 2014	849 2002
<b>Sacrifices:</b>	74 2012	39 2006
<b>Sacrifice Flies:</b>	59 2015	29 2001
<b>Stolen Bases:</b>	159 2014	67 2016
<b>Average:</b>	.273 2004	.252 2013

## INDIVIDUAL SEASON PITCHING RECORDS

<b>Games:</b>	55	David Daniels	1999
<b>Complete Games:</b>	4	Brian O'Connor	2000
<b>Shutouts:</b>	2	Steve Sparks	2000
	2	Ian Snell	2004
<b>Wins:</b>	15	Bronson Arroyo	1999
<b>Losses:</b>	13	John Grabow	2002
	13	Josh Shortslef	2007
<b>Saves:</b>	29	Matt Peterson	2007
<b>Innings:</b>	162.2	Landon Jacobsen	2003
<b>Walks:</b>	93	Cody Dickson	2016
<b>Strikeouts:</b>	142	Ian Snell	2004
<b>ERA:</b>	2.46	Rudy Owens	2010

## TEAM SEASON PITCHING RECORDS

	Most	Least
<b>Games:</b>	142 2000, 2005	139 2006
	2008-10, 2012-15	
<b>Complete Games:</b>	7 2007	1 2010-11
<b>Shutouts:</b>	16 2015	5 1999, 2005
<b>Wins:</b>	85 2004	61 2014
<b>Losses:</b>	81 2014	56 2004
<b>Saves:</b>	49 2006	30 2001
<b>Innings:</b>	1268 2010	1198.1 2007
<b>Walks:</b>	570 1999	363 2003
<b>Strikeouts:</b>	1094 2010	814 2007
<b>ERA:</b>	4.35 2008	3.32 2003



## 2017 ALTOONA CURVE STATISTICS

<b>BATTER</b>	<b>AVG</b>	<b>G</b>	<b>AB</b>	<b>R</b>	<b>H</b>	<b>2B</b>	<b>3B</b>	<b>HR</b>	<b>RBI</b>	<b>TB</b>	<b>BB</b>	<b>IBB</b>	<b>SO</b>	<b>SB</b>	<b>CS</b>	<b>OBP</b>	<b>SLG</b>	<b>OPS</b>
*Chavez, Zane	.111	19	63	5	7	1	0	0	5	8	5	0	9	0	0	.171	.127	.298
Diaz, Chris	.375	10	24	6	9	1	2	0	3	14	6	0	6	1	0	.500	.583	1.083
*Escobar, Elvis	.277	116	383	42	106	12	5	3	32	137	25	2	69	5	7	.319	.358	.676
Espinal, Edwin	.283	95	367	41	104	25	0	15	72	174	18	2	48	0	1	.322	.474	.797
#Feliz, Anderson	.246	48	175	23	43	9	3	2	21	64	26	1	46	9	4	.343	.366	.709
#George, Jordan	.302	30	106	14	32	9	0	1	18	44	8	2	12	1	0	.353	.415	.768
Hill, Logan	.278	22	79	12	22	5	0	2	9	33	14	0	21	0	0	.385	.418	.803
*Hughton, Casey	.200	2	5	0	1	0	1	0	2	3	0	0	3	0	0	.200	.600	.800
*Jhang, Jin-De	.231	72	273	29	63	9	2	3	25	85	17	1	24	1	0	.280	.311	.591
Joe, Connor	.240	74	242	29	58	11	4	5	30	92	34	3	40	2	4	.338	.380	.718
*Kramer, Kevin	.297	53	202	31	60	17	3	6	27	101	17	2	50	7	2	.380	.500	.880
Luplow, Jordan	.287	73	254	45	73	15	0	16	37	136	29	2	45	1	3	.368	.535	.903
Maffei, Justin	.258	32	89	15	23	3	0	0	4	26	16	1	16	4	1	.400	.292	.692
Mathisen, Wyatt	.272	114	375	43	102	16	2	5	31	137	44	1	75	3	2	.357	.365	.722
Morales, Tomas	.188	36	117	7	22	6	0	2	14	34	6	0	24	2	0	.228	.291	.518
Newman, Kevin	.259	82	343	42	89	18	2	4	30	123	22	1	40	4	2	.310	.359	.669
Ratledge, Logan	.108	15	37	2	4	1	0	0	0	5	3	0	10	0	0	.175	.135	.310
Reyes, Pablo	.274	115	420	62	115	21	3	10	50	172	51	1	70	21	14	.356	.410	.765
Schwind, Jonathan	.353	12	17	4	6	2	0	2	5	14	1	0	4	1	0	.389	.824	1.212
#Simpson, Chase	.176	43	125	13	22	5	1	4	13	41	9	1	42	1	2	.237	.328	.565
Suchy, Michael	.200	78	250	31	50	8	1	4	17	72	21	0	95	2	2	.273	.288	.561
Suiter, Jerrick	.285	100	347	47	99	20	3	10	58	155	47	1	83	7	2	.372	.447	.819
*Tolman, Mitchell	.222	3	9	1	2	1	0	1	5	6	0	0	2	0	0	.200	.667	.867
#Tucker, Cole	.257	42	167	25	43	4	5	2	18	63	21	2	31	11	3	.349	.377	.726
Williams, Jackson	.212	25	85	9	18	1	0	1	7	22	9	0	18	0	0	.299	.259	.558
<b>Team Total</b>	<b>.255</b>	<b>140</b>	<b>4666</b>	<b>584</b>	<b>1192</b>	<b>223</b>	<b>37</b>	<b>99</b>	<b>540</b>	<b>1786</b>	<b>454</b>	<b>23</b>	<b>931</b>	<b>83</b>	<b>49</b>	<b>.327</b>	<b>.383</b>	<b>.710</b>

<b>PITCHER</b>	<b>W-L</b>	<b>ERA</b>	<b>G</b>	<b>GS</b>	<b>CG</b>	<b>SH</b>	<b>SV</b>	<b>IP</b>	<b>H</b>	<b>R</b>	<b>ER</b>	<b>HR</b>	<b>HBP</b>	<b>BB</b>	<b>SO</b>	<b>WHIP</b>	<b>AVG</b>
Agrazal, Dario	0-1	4.50	1	1	0	0	0	4	3	2	2	0	0	2	2	1.25	.231
Anderson, Tanner	10-8	3.38	30	19	0	0	0	133.1	134	54	50	6	1	33	97	1.25	.263
Borden, Buddy	5-1	2.37	23	0	0	0	1	38	25	13	10	1	1	25	36	1.32	.187
*Brentz, Jake	0-1	5.79	14	0	0	0	0	14	7	9	9	3	2	15	16	1.57	.146
Brubaker, J.T.	7-6	4.44	26	24	0	0	0	129.2	150	73	64	9	8	45	109	1.50	.291
Coley, Austin	6-4	3.01	29	23	0	0	0	143.2	144	49	48	10	7	31	114	1.22	.261
Cumpton, Brandon	3-3	4.50	13	0	0	0	1	20	24	12	10	2	0	9	18	1.65	.289
Diaz, Chris	0-0	27.00	1	0	0	0	0	1	3	3	3	1	0	0	0	3.00	.500
*Dickson, Cody	2-4	5.85	12	6	0	0	0	32.1	39	22	21	8	4	20	31	1.82	.298
DuRapau, Montana	2-2	1.49	27	0	0	0	14	36.1	28	7	6	0	1	14	39	1.16	.209
Garcia, Yeudy	4-7	5.25	29	11	0	0	5	72	76	48	42	8	9	46	67	1.69	.273
Hellweg, Johnny	0-1	4.50	4	0	0	0	0	6	5	3	3	2	1	1	6	1.00	.238
Heredia, Luis	3-3	3.10	36	0	0	0	2	52.1	41	18	18	3	2	31	43	1.38	.211
Keller, Mitch	2-2	3.12	6	6	0	0	0	34.2	25	14	12	2	2	11	45	1.04	.197
*Keselica, Sean	4-2	3.54	42	3	0	0	3	73.2	67	34	29	2	6	39	72	1.44	.245
Kuchno, John	0-1	8.38	6	0	0	0	1	9.2	18	10	9	0	2	3	9	2.17	.400
*Lakind, Jared	1-1	6.81	22	0	0	0	2	35.2	49	29	27	3	1	17	38	1.85	.322
McRae, Alex	10-5	3.61	27	25	1	0	0	149.2	170	71	60	9	6	36	89	1.38	.291
Morales, Tomas	1-1	3.86	2	0	0	0	0	2.1	2	1	1	0	1	2	0	1.71	.250
Rosario, Miguel	3-1	1.80	27	0	0	0	3	45	36	12	9	1	7	35	43	1.58	.221
Sadler, Casey	2-3	3.91	10	6	1	0	0	48.1	49	21	21	5	1	3	40	1.08	.259
Scioneaux, Tate	6-5	2.39	47	0	0	0	14	83	67	27	22	4	2	15	67	0.99	.219
Simpson, Chase	0-1	16.20	2	0	0	0	0	1.2	4	3	3	0	0	1	1	3.00	.444
Taillon, Jameson	0-0	0.00	1	1	0	0	0	3	1	0	0	0	0	1	6	0.67	.100
*Waddell, Brandon	3-3	3.55	15	15	0	0	0	66	60	28	26	3	4	27	56	1.32	.240
*Zamora, Daniel	0-0	0.00	2	0	0	0	0	3	2	0	0	0	0	2	2	1.33	.200
<b>Team Total</b>	<b>74-66</b>	<b>3.67</b>	<b>140</b>	<b>140</b>	<b>2</b>	<b>9</b>	<b>46</b>	<b>1238.1</b>	<b>1229</b>	<b>563</b>	<b>505</b>	<b>82</b>	<b>68</b>	<b>464</b>	<b>1046</b>	<b>1.37</b>	<b>.259</b>

\* = left-handed

# = switch hitter

*I, 2, T* = Applies to players who played with two clubs within the Eastern League this season.

*I* = First Team Stats Only

*2* = Second team Stats Only

*T* = Total League Stats

# BINGHAMTON RUMBLE PONIES

Major League Affiliate:  
NEW YORK METS  
(1992-Present)



Address: 211 Henry St.  
Binghamton, NY 13901  
Telephone: (607) 722-3866  
Fax: (607) 723-7779  
E-Mail: [info@bingrp.com](mailto:info@bingrp.com)  
Website: [www.bingrp.com](http://www.bingrp.com)

## ADMINISTRATIVE STAFF

President: John Hughes  
Managing Director & Assistant General Manager: John Bayne  
Director of Broadcasting & Media Relations: Tim Heiman  
Director of Marketing and Promotions: Eddie Saunders  
Director of Stadium Operations: Richard Tylicki  
Interim Director of Stadium Operations: Tim Thorick  
Director of Video Production: Jonathan Beck  
Director of Community Relations & Box Office Manager:  
Branden Kimble  
Director of Creative Services: Sabrina Warren  
Director of Food and Beverage: Bill Koehler  
Sports Turf Manager: Tyler Spry  
Sales Manager: Steve Poploski  
Senior Account Executive: Seth Distler  
Account Executive: Tony Rogers



JOHN BAYNE

## FIELD STAFF



LUIS ROJAS

Manager: Luis Rojas  
Pitching Coach: Frank Viola  
Hitting Coach: Valentino Pascucci  
Bench Coach: Luis Rivera  
Athletic Trainer: Bob Grimes  
Strength & Conditioning Coach: Kory Wan

# NYSEG STADIUM



## STADIUM INFORMATION

Name of Park: NYSEG Stadium  
Capacity: 6,012  
Outfield Distances:  
LF: 330', CF: 400', RF: 330'  
Year Opened: 1992

## TICKET INFORMATION

Box Seats: \$11.00  
Seniors & Children: \$9.00  
Reserved Grandstand: \$9.00  
Seniors & Children: \$7.00  
*Note: All ticket prices increase by \$1.00 on the day of the game.*

## DIRECTIONS TO NYSEG STADIUM

**From Points North (I-81):** Take I-81 South to Binghamton and get off at Exit #5 (I-88 E/Front St/Broome CC). Go 0.2 miles and turn left onto US-11 N/Front St for 0.5 miles. Turn left onto US-11 N/Front St and go 0.2 miles. Turn left onto Country Rd 145/Bevier St and drive 0.2 miles. At the 1st right turn onto Chenango St and continue 0.6 miles. Turn left and stay on Chenango St for 0.7 miles. Turn left onto Centennial Plaza and go 335 feet. Take the 1st left onto Henry Street and go 0.1 miles. NYSEG Stadium will appear on your left side.

**From Points South (I-81):** Take I-81 North to Binghamton and get off at Exit #4S. Take Rt. 7 approximately 0.75 miles and get off at U.S. Rt. 11 exit. Travel straight through the traffic light to the stadium.

**From Points South/East (17/Future I-86):** Follow NY Rt. 17 West to Exit #4S. Take Rt. 7 approximately 0.75 miles and get off at U.S. Rt. 11 exit. Travel straight through the traffic light to the stadium.

**From Points West (17/Future I-86):** Follow NY Rt. 17 East to Exit #4S. (Keep in my mind that NY Rt. 17 and I-81 are the same road at this point). Take Rt. 7 approximately 0.75 miles and get off at the U.S. Rt. 11 exit. Travel straight through the traffic light to the stadium.

**From Points North/East (I-88):** Take I-88 West to Exit #1. Follow Rt. 7 South through two traffic lights and approximately 3 miles and exit at the U.S. Rt. 11 exit. Travel straight through the traffic light to the stadium.

**From Points North/East (Route 12):** Take NY Rt. 12 South until it ends. At its ending point Rt. 12 will turn into U.S. Rt. 11 South. Follow Rt. 11 for 0.2 miles and turn right on to I-81 South. Take I-81 South to Exit #4S. Take Rt. 7 approximately 0.75 miles and get off at the U.S. Rt. 11 exit. Travel straight through the traffic light to the stadium.

**From Points South (Route 7):** Follow NY Rt. 7 North through Conklin into Binghamton. Turn right on to Tompkins St. and cross the bridge. Travel through the first light after crossing the bridge and turn left at the second light (Henry Street). At the second light take a right into NYSEG Stadium parking lot.

## BROADCAST INFORMATION

Radio: *Flagship:* WNBC 1290 AM,  
WYOS 1360 AM (weekend day games)  
Broadcaster: Tim Heiman

## NEWSPAPER COVERAGE

*Binghamton Press & Sun Bulletin*

## DIRECTOR OF MINOR LEAGUE OPERATIONS

Ian Levin  
Citi Field  
126th Street  
Flushing, NY 11368  
(718) 507-6387

# BINGHAMTON RECORDS

Year	W	L	PCT.	Overall Finish	Playoff Results	Attendance	Manager	Affiliate
1923	67	55	.549	4			John Hummel	
1924	63	65	.488	5			John Haddock Mick Konnick Bud Weiser	
1925	65	63	.508	3			John Haddock Mick Konnick	
1926	67	67	.500	5			Mick Konnick	
1927	57	81	.413	7			Mike McNally	
1928	83	57	.593	2			Mike McNally	
1929	83	56	.597	1			Mike McNally	
1930	67	72	.482	4		53,100	Billy Webb	
1931	76	64	.543	3			Heinie Groh	
1932	69	71	.493	4			Heinie Groh Billy Meyer	Yankees
1933	79	55	.590	1			Billy Meyer	Yankees
1934	76	62	.551		vs. Williamsport 2-4		Billy Meyer	Yankees
	41	28	.594	1 (1st half)				
	35	34	.507	3 (2nd half)				
1935	75	60	.555		vs. Scranton 4-3		Billy Meyer	Yankees
	35	31	.530	5 (1st half)				
	40	29	.580	1 (2nd half)				
1936	81	58	.583				Bill Skiff	Yankees
	38	32	.543	2 (1st half)				
	43	26	.623	2 (2nd half)				
1937	67	69	.493	4		72,714	Bill Skiff	Yankees
1938	84	51	.622	1	vs. Elmira 2-3	114,791	Bruno Betzel	Yankees
1939	71	69	.507	5		104,377	Bruno Betzel	Yankees
1940	77	82	.554	2	vs. Albany 3-1 vs. Hartford 4-1	95,308	Bruno Betzel	Yankees
1941	68	69	.497	5		61,300	Phil Page	Yankees
1942	80	60	.571	3	vs. Albany 3-2 vs. Scranton 1-4	103,528	Eddie Sawyer	Yankees
1943	74	66	.529	5		45,306	Eddie Sawyer	Yankees
1944	64	71	.474	3	vs. Albany 3-0 vs. Utica 4-2	64,771	Gene Martin	Yankees
1945	56	81	.409	7		52,555	Bill Cronin	Yankees
1946	51	89	.364	8		85,480	Garland Braxton Lefty Gomez	Yankees
1947	52	88	.371	8		110,277	Lefty Gomez	Yankees
1948	58	82	.414	6		109,515	Buddy Hassett	Yankees
1949	70	70	.500	4	vs. Scranton 4-0 vs. Wilkes-Barre 4-3	182,778	George Selkirk	Yankees
1950	81	58	.583	2	vs. Albany 4-1 vs. Wilkes-Barre 1-4	161,388	George Selkirk	Yankees
1951	69	69	.500	6		90,757	Bill Skiff	Yankees
1952	77	60	.562	2	vs. Schenectady 4-3 vs. Reading 4-1	79,902	Jim Gleeson	Yankees
1953	96	55	.636	2	vs. Albany 4-1 vs. Reading 4-2	89,301	Phil Page	Yankees
1954	70	70	.500	5		49,221	Phil Page	Yankees
1955	75	62	.547	3	vs. Allentown 1-3	89,529	George Stirnweiss	Yankees
1956	81	58	.583	2	vs. Reading 0-3	77,317	Freddie Fitzsimmons	Yankees
1957	85	55	.607	1	vs. Albany 2-3	94,092	Steve Souchock	Yankees
1958	66	68	.493		vs. Williamsport 3-0	62,357	Steve Souchock	Yankees
	45	27	.672	1 (1st half-N)	vs. Lancaster 3-2			
	21	41	.339	4 (2nd half-N)				
1959	71	68	.511	4	vs. Springfield 0-3	60,449	Charlie Silvera	Yankees
1960	70	69	.504	2	vs. Springfield 1-2	71,671	Dee Phillips	Yankees
1961	75	64	.540	3		62,283	Jim Gleeson	Yankees
1962	60	80	.429	6		71,810	Granny Hamner Dan Carnavale	Athletics
1963	65	75	.464	4		47,465	John McNamara	Athletics

1967	82	58	.586	1 (East)	vs. Elmira 3-1	52,538	Jack Reed	Yankees
1968	67	72	.482	4	vs. Reading 0-2	47,834	Frank Verdi Cloyd Boyer Jim Gleeson	Yankees
1992	78	59	.572	2	vs. Harrisburg 3-1 vs. Canton-Akron 3-2	259,183	Steve Swisher	Mets
1993	68	72	.486	5		225,467	Steve Swisher	Mets
1994	82	59	.582	3	vs. New Haven 3-0 vs. Harrisburg 3-1	217,600	John Tamargo	Mets
1995	67	75	.472	8		200,077	John Tamargo	Mets
1996	76	66	.535	3	vs. Harrisburg 2-3	202,461	John Tamargo	Mets
1997	66	76	.465	8		200,513	Rick Sweet	Mets
1998	82	60	.577	2	vs. New Britain 1-3	216,191	John Gibbons	Mets
1999	54	88	.380	12		203,674	Doug Davis	Mets
2000	82	58	.586	2	vs. New Haven 1-3	184,695	Doug Davis	Mets
2001	73	68	.518	6		197,113	Howie Freiling	Mets
2002	73	68	.518	6		214,289	Howie Freiling	Mets
2003	63	78	.447	9		211,533	John Stearns	Mets
2004	76	66	.535	4	vs. New Hampshire 1-3	216,493	Ken Oberkfell	Mets
2005	63	79	.444	T-11		222,243	Jack Lind	Mets
2006	70	70	.500	6		215,336	Juan Samuel	Mets
2007	61	81	.430	11		230,053	Mako Oliveras	Mets
2008	73	69	.514	T-5		220,638	Mako Oliveras	Mets
2009	54	86	.386	12		210,526	Mako Oliveras	Mets
2010	66	76	.465	T-10		203,823	Tim Teufel	Mets
2011	65	76	.461	10		209,044	Wally Backman	Mets
2012	68	74	.479	9		196,929	Pedro Lopez	Mets
2013	86	55	.610	1	vs. Trenton 0-3	185,093	Pedro Lopez	Mets
2014	83	59	.585	2	vs. Portland 3-2 vs. Richmond 3-0	171,279	Pedro Lopez	Mets
2015	77	64	.546	3	vs. Reading 0-3	188,104	Pedro Lopez	Mets
2016	63	77	.450	8		172,859	Pedro Lopez	Mets
2017	85	54	.612	2	vs. Trenton 1-3	190,765	Luis Rojas	Mets
<b>69</b>	<b>4925</b>	<b>4667</b>	<b>.513</b>		<b>92-81 .532</b>	<b>7,829,695</b>		

*Note:* Attendance records are incomplete

League Champions: 1929, 1933, 1935, 1940, 1944, 1949, 1952, 1953, 1958, 1967, 1992, 1994, 2014

**INDIVIDUAL SEASON  
BATTING RECORDS**

**TEAM SEASON  
BATTING RECORDS**

				<b>Most</b>	<b>Least</b>		
<b>Games:</b>	148	Jim Engleman	1953**	151	1953**	134	1933, 1958
<b>At Bats:</b>	571	Pete Suder	1940	4971	1953**	4126	1923
<b>Runs</b>	113	Don Curry	1935	776	1935	432	1968
<b>Hits:</b>	200	Tommy Holmes	1938	1434	1934	866	1968
<b>Total Bases:</b>	296	Ken Harrelson	1962	2161	1936	1207	1968
<b>Doubles:</b>	48	George McQuinn	1933	312	2010	115	1968
<b>Triples:</b>	23	Sol Mishkin	1934	100	1934	19	2007, 2010
<b>Home Runs:</b>	38	Ken Harrelson	1962	182	1997	15	1943
<b>RBI:</b>	138	Ken Harrelson	1962	689	1935	359	1967
<b>Walks:</b>	114	Jim Adlam	1942	693	1957	388	1934
<b>Strikeouts:</b>	184	Bryon Gainey	1999	1176	2011	374	1928
<b>Sacrifices:</b>	37	Mickey Dzurilla	1929	198	1924	9	2015
<b>Sacrifice Flies:</b>	9	Lee Thomas	1959	55	1994	24	2001
		9	Jeff Barry				
		9	Jason Hardtke				
		9	Josh Thole				
		9	Matt Oberste				
<b>Stolen Bases:</b>	66	Esix Sneed	2002	215	2002	48	2010
<b>Average:</b>	.381	Paul Dunlap	1936	.280	2003	.245	1992

**INDIVIDUAL SEASON  
PITCHING RECORDS**

**TEAM SEASON  
PITCHING RECORDS**

				<b>Most</b>	<b>Least</b>		
<b>Games:</b>	63	Jim McCready	1994	151	1953**	134	1933, 1958
<b>Complete Games:</b>	24	Bob Vines	1923	22	1992	1	1999, 2004, 2011
		24	Dutch Gransbach				
<b>Shutouts:</b>	8	Mel Queen	1941	<b>20</b>	<b>2017</b>	4	2016
<b>Wins:</b>	23	Wally Burnette	1953**	96	1953**	51	1946
<b>Losses:</b>	17	Gale Pringle	1947	89	1946	51	1938
<b>Saves:</b>	38	Jeff Walters	2013	49	2000	26	2005
<b>Innings:</b>	267	Herm Holdshouser	1928	1261.1	1994	<b>1176.2</b>	<b>2017</b>
<b>Walks:</b>	133	Kent Sterling	1942	573	2003	359	2014
<b>Strikeouts:</b>	258	Fred Norman	1963	1185	2013	717	1993
<b>ERA:</b>	1.61	Whitey Ford	1949	4.99	2010	3.12	1992

\*\*1953 season had 154 scheduled games

# 2017 BINGHAMTON RUMBLE PONIES STATISTICS

BATTER	AVG	G	AB	R	H	2B	3B	HR	RBI	TB	BB	IBB	SO	SB	CS	OBP	SLG	OPS
Alonso, Peter	.311	11	45	7	14	4	1	2	5	26	2	0	7	0	0	.340	.578	.918
*Biondi, Patrick	.235	94	264	36	62	3	2	2	19	75	34	0	59	26	10	.326	.284	.610
Burdick, Dale	.227	31	75	15	17	1	1	2	9	26	10	0	25	1	0	.322	.347	.669
#Cabrera, Asdrubal	.400	2	5	0	2	0	0	0	0	2	0	0	0	0	0	.400	.400	.800
Decker, Cody	.263	37	114	18	30	9	0	7	24	60	15	1	37	0	0	.351	.526	.877
*Guillorme, Luis	.283	128	481	70	136	20	0	1	43	159	72	0	55	4	3	.376	.331	.706
*Kaczmarek, Kevin	.274	128	452	66	124	18	5	5	52	167	61	3	84	15	8	.370	.369	.739
Lagares, Juan	.241	8	29	3	7	0	0	0	7	0	0	0	6	0	0	.241	.241	.483
*Mazeika, Patrick	.333	6	21	3	7	5	0	0	5	12	2	0	6	0	0	.391	.571	.963
Mazzilli, L.J.	.259	94	324	45	84	20	1	4	36	118	40	1	53	7	2	.343	.364	.707
Mier, Jio	.240	32	104	9	25	9	0	2	19	40	6	0	29	2	2	.283	.385	.668
*Moore, Tyler	.188	29	64	6	12	3	0	0	7	15	9	0	20	0	1	.280	.234	.514
Nido, Tomas	.232	102	367	41	85	19	1	8	60	130	30	0	63	0	0	.287	.354	.641
2 #Nunez, Gustavo	.270	78	244	24	66	11	2	1	24	84	14	1	39	8	5	.307	.344	.651
T #Nunez, Gustavo	.263	82	259	26	68	11	2	1	24	86	16	1	40	9	5	.302	.332	.634
Oberste, Matt	.284	129	455	59	129	27	3	5	62	177	52	2	106	3	1	.360	.389	.749
Plaia, Colton	.241	42	137	19	33	7	0	1	20	43	19	2	31	0	0	.342	.314	.656
#Rodriguez, J.C.	.286	3	7	2	2	0	0	0	2	1	0	1	0	0	0	.375	.286	.661
Stuart, Champ	.222	101	320	43	71	16	2	5	34	106	38	0	122	35	6	.310	.331	.641
*Taylor, Kevin	.292	114	383	44	112	20	1	3	46	143	54	2	53	2	1	.375	.373	.749
Thompson, David	.263	133	476	62	125	29	1	16	68	204	40	3	92	8	6	.325	.429	.754
<b>Team Total</b>	<b>.260</b>	<b>139</b>	<b>4457</b>	<b>582</b>	<b>1159</b>	<b>222</b>	<b>20</b>	<b>66</b>	<b>540</b>	<b>1619</b>	<b>503</b>	<b>15</b>	<b>918</b>	<b>111</b>	<b>45</b>	<b>.337</b>	<b>.363</b>	<b>.700</b>

PITCHER	W-L	ERA	G	GS	CG	SH	SV	IP	H	R	ER	HR	HBP	BB	SO	WHIP	AVG
*Baldonado, Alberto	0-0	0.00	11	0	0	0	6	16.2	8	0	0	0	0	5	25	0.78	.145
Bashlor, Tyler	1-0	0.00	12	0	0	0	3	14.2	7	0	0	0	0	4	23	0.75	.143
Beavan, Blake	1-1	3.72	3	3	0	0	0	19.1	18	8	8	2	1	4	14	1.14	.247
Burns, Cory	2-2	4.02	36	0	0	0	19	40.1	40	19	18	1	1	14	49	1.34	.267
Church, Andrew	0-1	19.29	1	1	0	0	0	4.2	10	10	10	2	0	6	3	3.43	.500
*Conlon, P.J.	8-9	3.38	28	22	3	3	1	136	130	53	51	14	4	38	108	1.24	.253
Delgado, Casey	11-6	4.59	23	19	0	0	0	113.2	124	63	58	7	4	55	80	1.57	.282
Familia, Jeurys	0-0	0.00	1	0	0	0	0	1	0	0	0	0	0	1	0	0.00	.000
Flexen, Chris	6-1	1.66	7	7	2	1	0	48.2	28	10	9	4	0	7	50	0.72	.165
*Griset, Ben	4-1	2.39	35	0	0	0	0	49	33	13	13	2	1	22	36	1.12	.193
Gsellman, Robert	1-0	2.92	4	4	0	0	0	12.1	15	7	4	0	0	5	9	1.62	.306
Hand, Donovan	3-2	3.08	8	8	1	1	0	49.2	40	19	17	3	1	12	33	1.05	.216
Harvey, Matt	0-0	5.87	2	2	0	0	0	7.2	9	7	5	1	1	2	5	1.43	.281
Jannis, Mickey	8-7	3.60	21	21	2	1	0	122.1	115	56	49	10	4	38	83	1.25	.252
Knapp, Ricky	1-0	2.00	4	4	1	0	0	27	25	6	6	1	0	3	22	1.04	.240
Lugo, Seth	1-1	2.77	2	2	1	0	0	13	14	4	4	1	0	2	15	1.23	.286
Mateo, Luis	1-0	4.50	18	0	0	0	0	22	20	14	11	3	2	14	23	1.55	.233
*Milone, Tommy	1-0	4.95	4	4	0	0	0	20	26	11	11	8	0	2	11	1.40	.313
Molina, Marcos	3-7	3.92	13	12	2	0	0	78	77	37	34	5	2	21	63	1.26	.260
Moore, Tyler	0-0	0.00	1	0	0	0	0	1	0	0	0	0	0	1	0	1.00	.000
Oswalt, Corey	12-5	2.28	24	24	2	1	0	134.1	118	40	34	9	4	40	119	1.18	.236
Peterson, Tim	5-3	1.14	41	0	0	0	7	55.1	33	8	7	1	0	10	53	0.78	.176
Pill, Tyler	1-0	0.00	2	2	0	0	0	10.1	11	2	0	0	0	1	3	1.16	.282
*Regnault, Kyle	2-0	1.17	11	0	0	0	1	15.1	8	2	2	0	0	6	18	0.91	.157
Reyes, Scarilyn	2-0	4.02	23	3	0	0	0	40.1	37	18	18	4	2	13	27	1.24	.243
*Secrest, Kelly	1-1	4.03	25	1	0	0	0	38	45	17	17	3	1	18	46	1.66	.285
Smith, Drew	3-2	1.80	11	0	0	0	0	15	8	4	3	1	0	5	17	0.87	.151
*Smoker, Josh	0-0	0.00	1	0	0	0	0	1	2	0	0	0	0	2	2	2.00	.400
Taylor, Corey	5-5	3.61	42	0	0	0	3	62.1	69	28	25	3	3	14	47	1.33	.290
Taylor, Logan	0-0	16.20	2	0	0	0	0	1.2	3	3	3	0	0	2	0	3.00	.429
Uceta, Adonis	2-0	4.50	4	0	0	0	1	6	6	3	3	1	0	1	5	1.17	.250
<b>Team Total</b>	<b>85-54</b>	<b>3.20</b>	<b>139</b>	<b>139</b>	<b>14</b>	<b>20</b>	<b>41</b>	<b>1176.2</b>	<b>1079</b>	<b>462</b>	<b>419</b>	<b>86</b>	<b>31</b>	<b>365</b>	<b>990</b>	<b>1.23</b>	<b>.245</b>

\* = left-handed

# = switch hitter

I, 2, T = Applies to players who played with two clubs within the Eastern League this season.

I = First Team Stats Only      2 = Second team Stats Only      T = Total League Stats

# BOWIE BAYSOX

Major League Affiliate:  
BALTIMORE ORIOLES  
(1993-Present)

Address: 4101 Crain Highway  
Bowie, MD 20716  
Telephone: (301) 805-6000  
Fax: (301) 464-4911  
E-Mail: [info@baysox.com](mailto:info@baysox.com)  
Website: [www.baysox.com](http://www.baysox.com)




## ADMINISTRATIVE STAFF

President: Ken Young  
General Manager: Brian Shallcross  
Assistant General Manager & Director of Marketing: Phil Wrye  
Bookkeeper: Carol Terwilliger  
Director of Ticket Operations: Charlene Fewer  
Director of Corporate Partnerships: Matt McLaughlin  
Director of Game Day Staff: Darlene Mingioli  
Director of Broadcasting & Corporate Sponsorship Account Mgr.:  
Adam Pohl  
Assistant Director of Ticket Operations: Samantha Colein  
Box Office Manager: Landon Ferrell  
Communications Manager: Joe Fitzhenry  
Community Programs Manager: Kelsey Carter  
Group Events Managers: Stephen Clark, Scott Rupp  
Promotions Manager: Chris Rogers  
Video Production Manager: Mitchell Block  
Head Groundskeeper: Stephen King Jr.  
Facility Manager & Assistant Groundskeeper:  
Marcus Vönhertsenberg  
Manager, Spectra Food Services: David Corrigan



**BRIAN SHALLCROSS**

## FIELD STAFF



**GARY KENDALL**

Manager: Gary Kendall  
Hitting Coach: Keith Bodie  
Pitching Coach: Kennie Steenstra  
Athletic Trainer: Brian Guzman  
Strength Coach: Pat Armstrong

# PRINCE GEORGE'S STADIUM



## STADIUM INFORMATION

Name of Park: Prince George's Stadium  
Capacity: 10,000  
Outfield Distance:  
LF: 309', CF: 405', RF: 309'  
Outfield fence height: 8'  
Year opened: 1994

## TICKET INFORMATION

Box Seating: \$16  
Adult Reserved: \$13  
Kids/Senior/Military Reserved: \$11  
General Admission - Adult: \$11  
General Admission - Kids/Senior/Military: \$8  
*Note: All ticket prices increase by \$2.00 on the day of the game.*

## DIRECTIONS TO PRINCE GEORGE'S STADIUM

**From Washington DC, Northern VA, or Capitol Beltway:** Follow Capitol Beltway or New York Ave. to U.S. 50 East (Exit 19 A off Beltway). Exit U.S. 50 at MD 197 (South). Follow until it ends at U.S. 301. Turn left onto 301 North, then right at the first light into Ballpark Drive. Additional parking available by turning right at the second light onto Governors Bridge Rd.

**From Baltimore Beltway:** Take Exit 4 [Rt. 97 South] toward Annapolis. Proceed to Exit 7 [Rt. 3, South to Bowie/ Oden-ton]. Remain on Rt. 3 [approximately 11 miles]. After passing under the Rt. 50 Overpass, proceed to second traffic light and turn left into Ballpark Drive. [Note: Rt. 3 changes to 301 South at Rt. 50]. Additional parking available off Governors Bridge Rd. Turn left at first light south of Rt. 50.

**From Southern Maryland:** Take Rt. 301 North past Upper Marlboro. Proceed through traffic light at the Rt. 197 inter-section [Rip's Country Inn will be on the right] to the next traffic light, then turn into Ballpark Dr.

**From Annapolis, Maryland:** Take Rt. 50 West to Exit 13A [Rt. 301 South]. Proceed to the second traffic light and turn left into Ballpark Dr. Additional parking available off Governors Bridge Rd. Turn left at first light south of Route 50.

**From Columbia, Maryland:** Take Rt. 32 East to Rt. 3 South [toward Bowie]. After passing under the Rt. 50 Overpass, proceed to second traffic light and turn left into Ballpark Dr. [Note: Rt. 3 changes to 301 South at Rt. 50].

**From Laurel, Maryland:** Take Rt. 197 South through Bowie until it ends at Rt. 301. Turn left [North] on Rt. 301 and stay in right lane. Proceed to first traffic light and turn right into Ballpark Dr.

## BROADCAST INFORMATION

Radio: 1430 AM WNAV  
Online: [www.1430wnav.com](http://www.1430wnav.com)  
Broadcaster: Adam Pohl

## NEWSPAPER COVERAGE

*Bowie Blade/Annapolis Capital:* John McNamara  
*P.G. Sentinel:* Shawn McFarland

## DIRECTOR OF PLAYER DEVELOPMENT

Brian Graham  
Baltimore Orioles  
333 West Camden Street  
Baltimore, MD 21201  
(410) 685-9800



# BOWIE RECORDS

Year	W	L	PCT.	Overall Finish	Playoff Results	Attendance	Manager	Affiliate
1993*	72	68	.514	3	vs. Canton-Akron 2-3	254,861	Don Buford	Orioles
1994	84	58	.592	2	vs. Harrisburg 2-3	293,665	Pete Mackanin	Orioles
1995	68	74	.479	6		463,976	Moe Drabowsky Tim Blackwell	Orioles
1996	54	88	.380	10		396,086	Bob Miscik	Orioles
1997	75	67	.528	3	vs. Harrisburg 2-3	409,285	Joe Ferguson	Orioles
1998	71	71	.500	6		400,058	Joe Ferguson	Orioles
1999	70	71	.496	6		421,398	Joe Ferguson	Orioles
2000	65	77	.458	10		400,338	Andy Etchebarren	Orioles
2001	59	82	.418	11		350,127	Dave Machemer	Orioles
2002	55	85	.393	11		341,322	Dave Cash Dave Stockstill	Orioles
2003	69	72	.489	8		329,679	Dave Trembley	Orioles
2004	73	69	.514	5		312,354	Dave Trembley	Orioles
2005	74	68	.521	T-4		314,277	Don Werner	Orioles
2006	67	74	.475	8		285,277	Don Werner	Orioles
2007	72	68	.514	5		287,098	Bien Figueroa	Orioles
2008	84	58	.592	2	vs. Akron 1-3	261,459	Brad Komminsk	Orioles
2009	73	69	.514	4		247,660	Brad Komminsk	Orioles
2010	75	67	.528	5		251,728	Brad Komminsk	Orioles
2011	75	66	.532	4		255,832	Gary Kendall	Orioles
2012	78	64	.549	3	vs. Akron 2-3	248,210	Gary Kendall	Orioles
2013	71	71	.500	5		252,593	Gary Kendall	Orioles
2014	72	70	.507	6		248,630	Gary Kendall	Orioles
2015	79	63	.556	2	vs. Altoona 3-1 vs. Reading 3-2	256,865	Gary Kendall	Orioles
2016	56	86	.394	12		236,349	Gary Kendall	Orioles
2017	72	68	.514	T-4	vs. Altoona 0-3	234,789	Gary Kendall	Orioles
<b>25</b>	<b>1763</b>	<b>1774</b>	<b>.498</b>		<b>15-21</b>	<b>.417</b>	<b>7,753,916</b>	

\*1993 team played games at Memorial Stadium in Baltimore, MD

League Champions: 2015

## INDIVIDUAL SEASON BATTING RECORDS

<b>Games:</b>	142	Curtis Goodwin	1994
<b>At Bats:</b>	597	Curtis Goodwin	1994
<b>Runs</b>	105	Curtis Goodwin	1994
<b>Hits:</b>	171	Curtis Goodwin	1994
<b>Total Bases:</b>	276	Calvin Pickering	1998
<b>Doubles:</b>	43	Ryan Adams	2010
<b>Triples:</b>	17	Brad Tyler	1993
<b>Home Runs:</b>	33	Walter Young	2004
	33	Joel Guzman	2010
<b>RBI:</b>	114	Calvin Pickering	1998
<b>Walks:</b>	98	Calvin Pickering	1998
<b>Strikeouts:</b>	179	Brandon Waring	2010
<b>Sacrifices:</b>	25	Augie Ojeda	1999
<b>Sacrifice Flies:</b>	12	Alex Ochoa	1994
<b>Stolen Bases:</b>	59	Curtis Goodwin	1994
<b>Average:</b>	.335	Lou Montanez	2008

## TEAM SEASON BATTING RECORDS

Most	Least
142	140
1994-98, 2000, 2003-05, 2008-10, 2012-16	1993, 2002, 2007, 2017
4841	4482
2014	2009
750	561
1994	2009
1361	1147
2017	2009
2100	1683
2017	2002
268	201
2014, 2017	1998
44	16
1993	1995, 1997
143	79
2017	2002, 2009
683	502
2008	2002
584	372
2012	2002
1143	775
2011	1994
69	27
1999	2014
60	24
1994	1998
192	52
1994	2008
.283	.252
2017	1996

## INDIVIDUAL SEASON PITCHING RECORDS

<b>Games:</b>	67	Matt Snyder	1997
<b>Complete Games:</b>	5	Josh Towers	1999
<b>Shutouts:</b>	3	Calvin Maduro	1996
	3	John Stephens	2001
<b>Wins:</b>	15	Brad Bergesen	2008
<b>Losses:</b>	13	Shane Hale	1996
	13	Mike Paradis	2001
	13	Mike Paradis	2002
	13	David Hess	2016
<b>Saves:</b>	32	Julio Manon	2008
<b>Innings:</b>	189.0	Josh Towers	1999
<b>Walks:</b>	86	Chris Waters	2007
<b>Strikeouts:</b>	177	Jimmy Haynes	1994
<b>ERA:</b>	1.84	John Stephens	2001

## TEAM SEASON PITCHING RECORDS

Most	Least
142	140
1994-98, 2000, 2003-05, 2008-10, 2012-16	1993, 2002, 2007, 2017
19	0
1994	2004, 2010
16	5
2003	1995
84	54
1994, 2008	1996
88	58
1996	1994, 2008
51	25
2012	1996
1260.2	1196.2
1999	2009
567	351
2007	2001
1168	887
2005	1993
4.62	3.44
2002	2009

# 2017 BOWIE BAYSOX STATISTICS

BATTER	AVG	G	AB	R	H	2B	3B	HR	RBI	TB	BB	IBB	SO	SB	CS	OBP	SLG	OPS
Araiza, Armando	.267	4	15	1	4	1	0	0	2	5	3	0	4	0	0	.389	.333	.722
*Billingsley, Cole	.500	3	4	0	2	0	0	0	0	2	1	0	0	0	0	.600	.500	1.100
Castillo, Wellington	.200	4	10	0	2	0	0	0	0	2	1	0	2	0	0	.333	.200	.533
Coyle, Sean	.187	42	134	15	25	11	1	1	8	41	16	0	36	2	4	.273	.306	.579
Davis, Glynn	.235	28	98	9	23	5	1	1	6	33	4	0	24	1	2	.272	.337	.609
*Dosch, Drew	.424	9	33	6	14	3	1	0	9	19	5	1	7	1	0	.513	.576	1.089
*Flaherty, Ryan	.395	12	38	18	15	3	0	2	6	24	10	0	3	0	0	.531	.632	1.162
Gassaway, Randolph	.185	9	27	4	5	0	0	0	3	5	5	0	2	0	0	.313	.185	.498
*Gonzalez, Jay	.284	44	134	21	38	7	3	0	10	51	27	0	33	13	3	.396	.381	.777
Hays, Austin	.330	64	261	39	86	17	2	16	54	155	13	0	45	1	1	.367	.594	.960
Kemp, Jeff	.256	22	78	8	20	2	0	2	8	28	9	1	23	1	0	.330	.359	.689
Marin, Adrian	.266	110	433	58	115	23	3	2	38	150	26	0	90	8	1	.308	.346	.655
Mercedes, Yermín	.295	12	44	5	13	3	0	1	7	19	2	0	8	1	0	.326	.432	.758
Mountcastle, Ryan	.222	39	153	18	34	13	0	3	15	56	3	0	35	0	0	.239	.366	.605
#Mullins, Cedric	.265	76	309	53	82	19	1	13	37	142	27	1	58	9	7	.319	.460	.778
*Nathans, Tucker	.284	24	88	11	25	3	0	3	10	37	2	0	25	1	0	.308	.420	.728
#O'Brien, Chris	.203	23	74	9	15	2	0	2	8	23	13	0	19	0	0	.333	.311	.644
Perez, Audry	.301	50	193	22	58	17	0	2	22	81	9	1	30	0	0	.333	.420	.753
Rodriguez, Aderlin	.279	125	484	61	135	25	1	22	76	228	43	5	102	0	0	.341	.471	.812
Rosa, Garabez	.310	124	523	75	162	24	2	14	91	232	17	1	98	1	5	.333	.444	.776
#Salcedo, Erick	.260	121	408	46	106	16	1	5	47	139	35	0	50	2	5	.320	.341	.661
*Santander, Anthony	.380	15	50	13	19	5	0	5	14	39	7	1	9	0	0	.458	.780	1.238
Schoop, Sharlon	.348	8	23	4	8	0	1	0	4	10	3	0	3	0	0	.423	.435	.858
*Stewart, D.J.	.278	126	457	80	127	26	2	21	79	220	65	1	87	20	4	.378	.481	.859
Walker, Adam Brett	.426	12	47	13	20	5	0	6	12	43	2	1	13	0	1	.449	.915	1.364
#Walkerson, Steve	.294	71	245	34	72	13	0	6	30	103	20	2	53	5	2	.354	.420	.775
Wynns, Austin	.281	105	370	54	104	19	1	10	46	155	52	0	64	1	0	.377	.419	.796
*Yastrzemski, Mike	.386	20	83	20	32	6	1	6	19	58	9	0	17	1	1	.436	.699	1.135
<b>Team Total</b>	<b>.283</b>	<b>140</b>	<b>4816</b>	<b>697</b>	<b>1361</b>	<b>268</b>	<b>21</b>	<b>143</b>	<b>661</b>	<b>2100</b>	<b>429</b>	<b>15</b>	<b>940</b>	<b>68</b>	<b>36</b>	<b>.345</b>	<b>.436</b>	<b>.781</b>

PITCHER	W-L	ERA	G	GS	CG	SH	SV	IP	H	R	ER	HR	HBP	BB	SO	WHIP	AVG
Barker, Brandon	7-5	4.67	25	14	0	0	0	117.2	128	65	61	10	7	44	103	1.46	.279
*Berry, Tim	4-1	3.45	33	0	0	0	4	44.1	44	18	17	1	6	36	52	1.80	.265
*Bradley, Jed	0-2	11.70	7	0	0	0	0	10	16	13	13	3	0	5	8	2.10	.356
*Britton, Zach	0-0	4.91	4	0	0	0	0	3.2	4	2	2	1	0	2	5	1.64	.267
Bundy, Bobby	1-1	8.18	9	0	0	0	0	11	20	10	10	0	1	4	11	2.18	.400
Castro, Miguel	3-0	4.44	6	0	0	0	0	24.1	23	13	12	1	0	6	11	1.19	.258
<i>I</i> *Cleavinger, Garrett	2-4	6.28	27	0	0	0	3	38.2	38	29	27	4	4	23	42	1.58	.245
*Fry, Paul	0-0	0.75	7	0	0	0	1	12	7	1	1	0	1	5	18	1.00	.171
Garcia, Jason	6-4	5.26	38	0	0	0	0	75.1	85	47	44	6	5	40	74	1.66	.283
Grimes, Matthew	4-8	5.40	17	15	0	0	0	85	100	55	51	17	3	32	53	1.55	.297
Hernandez, Jefri	1-3	3.47	30	0	0	0	2	49.1	56	21	19	10	0	17	37	1.48	.295
Hess, David	11-9	3.85	27	26	0	0	0	154.1	137	75	66	16	2	53	123	1.23	.235
Keller, Jon	0-1	22.50	5	0	0	0	0	4	8	10	10	1	1	11	2	4.75	.421
Kipper, Jordan	2-1	3.29	9	3	0	0	0	41	47	16	15	5	0	11	22	1.41	.299
*Lazo, Raudel	0-1	4.35	8	0	0	0	0	10.1	9	5	5	2	1	3	9	1.16	.243
Liranzo, Jesus	3-4	4.85	31	12	0	0	2	65	54	36	35	12	3	43	75	1.49	.224
Long, Lucas	9-6	2.95	31	14	2	0	5	128.1	124	45	42	7	1	33	106	1.22	.256
McGough, Scott	1-3	1.95	27	0	0	0	13	32.1	34	14	7	2	1	8	36	1.30	.266
*Means, John	9-9	4.11	26	24	0	0	0	142.1	158	77	65	16	6	36	124	1.36	.274
Meisinger, Ryan	4-3	3.00	41	0	0	0	6	63	55	24	21	2	0	21	67	1.21	.232
2 Ramirez, Yefry	5-0	3.66	6	6	1	0	0	32	27	13	13	6	1	11	26	1.19	.241
<i>T</i> Ramirez, Yefry	15-3	3.47	24	24	3	1	0	124.1	105	51	48	15	6	49	117	1.24	.232
*Scott, Tanner	0-2	2.22	24	24	0	0	0	69	45	17	17	2	2	46	87	1.32	.188
Tillman, Chris	0-1	5.68	2	2	0	0	0	6.1	7	4	4	2	0	1	6	1.26	.280
<b>Team Total</b>	<b>72-68</b>	<b>4.10</b>	<b>140</b>	<b>140</b>	<b>3</b>	<b>9</b>	<b>36</b>	<b>1219.1</b>	<b>1226</b>	<b>610</b>	<b>556</b>	<b>126</b>	<b>45</b>	<b>491</b>	<b>1097</b>	<b>1.41</b>	<b>.262</b>

\* = left-handed

# = switch hitter

*I, 2, T* = Applies to players who played with two clubs within the Eastern League this season.

*I* = First Team Stats Only    *2* = Second team Stats Only    *T* = Total League Stats

# ERIE SEAWOLVES

Major League Affiliate:  
DETROIT TIGERS  
(2001-Present)

Address: 110 East 10th Street  
Eric, PA 16501  
Telephone: (814) 456-1300  
Fax: (814) 456-7520  
E-mail: seawolves@seawolves.com  
Website: www.seawolves.com



## ADMINISTRATIVE STAFF

Owner: Fernando Aguirre  
President: Greg Coleman  
Assistant GM/Communications: Greg Gania  
Assistant GM/Sales: Mark Pirrello  
Director, Accounting and Finance: Amy McArdle  
Director, Ticket Sales: Brendan O'Neill  
Community Engagement Manager: Hunter Horenstein  
Account Executive: Dan Jones  
Director, Entertainment: Nathan Brecht  
Director, Operations: Chris McDonald  
Director, Merchandise: Brennan Becker  
Head Groundskeeper: Brandon Schanz  
Director, Food and Beverage (Pro Sports Catering): William Cleis



GREG COLEMAN

## FIELD STAFF



ANDREW GRAHAM

Manager: Andrew Graham  
Hitting Coach: Mike Hessman  
Pitching Coach: Willie Blair  
Coach: Santiago Garrido  
Athletic Trainer: T.J. Obergefell  
Strength & Conditioning Coach: Allan Williamson

# UPMC PARK



## STADIUM INFORMATION

Name of Park: UPMC Park  
Seating Capacity: 6,000  
Outfield Distances:  
LF: 317', CF: 400', RF: 328'  
Year Opened: 1995

## TICKET INFORMATION

Dugout Box Seats: \$16  
Baseline Box Seats: \$13  
Upper Box Seats - Adult: \$10  
Upper Box Seats - Child (12 & under): \$9  
Upper Box Seats - Senior (60 & over): \$9  
Upper Box Seats Reserved - Military: \$9

## DIRECTIONS TO UPMC PARK

**From the South:** Take US 79 North to East 12th St. (Exit 183A). Take a left onto State St. and a right onto 10th St. Ballpark is located on the left hand side on 10th St.

**From the North:** Take I-90 West to US 79 North. Exit onto East 12th St. (Exit 183A). Take a left onto State St. and a right onto 10th St. Ballpark is located on the left hand side on 10th St.

**From the West:** Take I-90 East to US 79 North. Exit onto East 12th St. (Exit 183A). Take a left onto State St. and a right onto 10th St. Ballpark is located on the left hand side on 10th St.

**From the East:** Take I-86 West towards Erie. Merge onto I-90 West. Take the PA-430 exit (Exit 32) Turn right onto PA-430 W/Bayfront Connector. Continue to follow Bayfront Connector. Turn left onto East 12th St. Turn right onto Holland then left onto 10th St. Ballpark is located on the right hand side of 10th St.

## BROADCAST INFORMATION

Radio: Fox Sports Radio 1330 AM WFNN  
Internet: [www.seawolves.com](http://www.seawolves.com)  
Broadcaster: Greg Gania

## NEWSPAPER COVERAGE

*Erie Times News:* Tom Reisenweber

## DIRECTOR OF MINOR LEAGUE OPERATIONS

Dan Lunetta  
Comerica Park  
2100 Woodward Avenue  
Detroit, MI 48201  
(313) 471-2000

# ERIE RECORDS

Year	W	L	PCT.	Overall Finish	Playoff Results	Attendance	Manager	Affiliate
1999	81	61	.570	2	vs. Harrisburg 1-3	234,257	Garry Templeton	Angels
2000	47	94	.333	12		206,208	Don Wakamatsu	Angels
2001	84	58	.592	2	vs. Reading 1-3	246,404	Luis Pujols	Tigers
2002	52	89	.369	12		211,899	Kevin Bradshaw	Tigers
2003	72	70	.507	5		197,656	Kevin Bradshaw	Tigers
2004	80	62	.563	3	vs. Altoona 0-3	242,449	Rick Sweet	Tigers
2005	63	79	.444	T-11		233,415	Duffy Dyer	Tigers
2006	60	81	.426	12		206,875	Duffy Dyer	Tigers
2007	81	59	.579	2	vs. Akron, 1-3	220,401	Matt Walbeck	Tigers
2008	68	74	.479	8		234,955	Tom Brookens	Tigers
2009	71	70	.504	6		220,909	Tom Brookens	Tigers
2010	66	76	.465	T-10		218,748	Phil Nevin	Tigers
2011	67	75	.472	9		224,443	Chris Cron	Tigers
2012	57	84	.404	12		208,725	Chris Cron	Tigers
2013	76	66	.535	3	vs. Harrisburg 1-3	206,780	Chris Cron	Tigers
2014	71	71	.500	7		209,299	Lance Parrish	Tigers
2015	64	78	.451	11		203,655	Lance Parrish	Tigers
2016	62	79	.440	T-9		210,040	Lance Parrish	Tigers
2017	65	75	.464	8		214,394	Lance Parrish	Tigers
<b>19</b>	<b>1287</b>	<b>1401</b>	<b>.479</b>		<b>4-15</b>	<b>.211</b>		<b>4,151,512</b>

## INDIVIDUAL SEASON BATTING RECORDS

## TEAM SEASON BATTING RECORDS

				Most	Least
<b>Games:</b>	142	Eric Munson	2001	142	1999, 2001, 2003-05, 2008 2010-11, 2013-15
<b>At Bats:</b>	540	Omar Infante	2001	4833	2005
<b>Runs</b>	97	Clete Thomas	2007	741	2001
<b>Hits:</b>	163	Omar Infante	2001	1320	2001
<b>Total Bases:</b>	286	Steven Moya	2014	2131	2004
<b>Doubles:</b>	35	Eric Munson	2001	278	2014
<b>Triples:</b>	11	Andres Torres	2007	49	2009
<b>Home Runs:</b>	35	Steven Moya	2014	180	2004
<b>RBI:</b>	105	Steven Moya	2014	684	2008
<b>Walks:</b>	101	Jamie Johnson	2013	590	2004
<b>Strikeouts:</b>	171	James Robbins	2013	1192	2006
<b>Sacrifices:</b>	13	Anderson Hernandez	2004	58	1999
	13	Craig Albernaz	2014		
<b>Sacrifice Flies:</b>	16	Larry Barnes	1999	51	2007
<b>Stolen Bases:</b>	59	Trent Durrington	1999	180	1999
<b>Average:</b>	.311	Dean Green	2014	.276	2001
					2006

## INDIVIDUAL SEASON PITCHING RECORDS

## TEAM SEASON PITCHING RECORDS

				Most	Least
<b>Games:</b>	59	Terry Pearson	2001	142	1999, 2001, 2003-05, 2008 2010-11, 2013-15
<b>Complete Games:</b>	6	Brian Cooper	1999	19	1999
<b>Shutouts:</b>	2	Ramon Ortiz	1999	16	2004
	2	Jeff Farnsworth	2003		
	2	Brooks Brown	2010		
<b>Wins:</b>	15	Tim Kalita	2001	84	2001
<b>Losses:</b>	14	Nathan Bumstead	2006	94	2000
	14	Chad Green	2015		
<b>Saves:</b>	33	Edwin Almonte	2005	42	2001, 2005
<b>Innings:</b>	200	Tim Kalita	2001	1252.1	2010
<b>Walks:</b>	79	Nathan Bumstead	2006	557	2000
<b>Strikeouts:</b>	153	Seth Etherton	1999	<b>1097</b>	<b>2017</b>
<b>ERA:</b>	2.68	Nathan Cornejo	2001	5.29	2002
					3.75
					1999

## 2017 ERIE SEAWOLVES STATISTICS

BATTER	AVG	G	AB	R	H	2B	3B	HR	RBI	TB	BB	IBB	SO	SB	CS	OBP	SLG	OPS
Allen, Will	.000	2	7	0	0	0	0	0	0	0	1	0	1	0	0	.125	.000	.125
*Castro, Harold	.290	106	414	51	120	16	4	1	30	147	18	0	53	20	9	.325	.355	.680
*Cox, Zack	.281	85	274	31	77	13	0	3	33	99	30	0	70	1	0	.351	.361	.713
Diaz, Argenis	.083	4	12	1	1	0	0	1	1	4	1	0	2	0	0	.154	.333	.487
*Eaves, Kody	.272	88	305	48	83	18	2	13	41	144	31	0	74	7	3	.343	.472	.815
#Ficociello, Dominic	.306	90	330	53	101	21	2	7	39	147	42	0	87	10	2	.379	.445	.825
*Gerber, Mike	.291	92	350	62	102	22	2	13	45	167	39	0	85	10	6	.363	.477	.840
Gonzalez, Miguel	.242	26	91	12	22	1	0	4	10	35	8	0	18	1	0	.324	.385	.708
Greiner, Grayson	.241	98	328	34	79	20	1	14	42	143	38	0	72	0	0	.323	.436	.759
*Hinkle, Wade	.133	23	75	7	10	2	0	3	12	21	9	0	24	0	0	.241	.280	.521
Kivett, Ross	.218	25	78	12	17	5	0	2	4	28	12	0	12	4	3	.337	.359	.696
*Krizan, Jason	.393	14	56	10	22	4	0	4	14	38	8	0	3	2	1	.455	.679	1.133
Lugo, Dawel	.269	43	175	18	47	6	1	6	22	73	12	1	21	2	1	.314	.417	.731
*Maddox, Will	.297	17	64	5	19	1	0	1	5	23	2	0	15	3	0	.318	.359	.678
McVaney, Jeff	.234	42	171	19	40	8	2	3	19	61	16	1	34	3	3	.325	.357	.681
*Moya, Steven	.246	59	224	23	55	10	1	11	35	100	19	1	65	2	0	.305	.446	.751
1 #Nunez, Gustavo	.133	4	15	2	2	0	0	0	0	2	2	0	1	1	0	.235	.133	.369
Quintana, Gabriel	.265	118	434	61	115	30	3	22	73	217	20	2	124	1	0	.299	.500	.799
Remes, Tim	.143	28	84	5	12	1	1	0	6	15	3	0	36	0	0	.169	.179	.347
Simcox, A.J.	.250	125	436	55	109	22	5	8	36	165	27	0	72	12	5	.293	.378	.671
*Stewart, Christin	.256	136	485	67	124	29	3	28	86	243	56	1	138	3	0	.335	.501	.836
Valdes, Luis	.200	6	20	2	4	1	0	0	0	5	1	0	8	0	0	.238	.250	.488
*Watkins, Logan	.239	72	238	36	57	6	2	2	20	73	34	0	44	4	6	.349	.307	.655
<b>Team Total</b>	<b>.261</b>	<b>140</b>	<b>4666</b>	<b>614</b>	<b>1218</b>	<b>236</b>	<b>29</b>	<b>146</b>	<b>573</b>	<b>1950</b>	<b>429</b>	<b>61059</b>	<b>86</b>	<b>39</b>	<b>.327</b>	<b>.418</b>	<b>.744</b>	
PITCHER	W-L	ERA	G	GS	CG	SH	SV	IP	H	R	ER	HR	HBP	BB	SO	WHIP	AVG	
Achter, A.J.	0-0	5.34	14	2	0	0	1	28.2	30	17	17	3	0	14	24	1.53	.265	
Alaniz, Ruben	2-1	2.10	23	2	0	0	3	34.1	29	13	8	3	2	8	36	1.08	.221	
Alcantara, Victor	1-2	3.46	30	2	0	0	1	54.2	46	26	21	1	1	34	57	1.46	.231	
*Alexander, Tyler	8-9	5.07	27	26	1	0	0	138.1	178	95	78	20	7	23	120	1.45	.309	
Baez, Sandy	0-1	4.50	2	2	0	0	0	10	9	6	5	3	0	5	13	1.40	.237	
Burrows, Beau	6-4	4.72	15	15	1	0	0	76.1	79	40	40	5	0	33	75	1.47	.269	
Cox, Zack	0-0	0.00	2	0	0	0	0	2	1	0	0	0	0	1	0	1.00	.143	
*Crouse, Matt	7-6	4.60	23	18	0	0	0	109.2	127	64	56	16	1	31	69	1.44	.286	
Donatello, Sean	4-3	3.45	42	0	0	0	6	57.1	56	25	22	5	1	18	52	1.29	.263	
Ecker, Mark	0-0	2.00	15	0	0	0	3	18	15	4	4	2	0	8	18	1.28	.242	
Ferrell, Jeff	1-0	1.04	8	0	0	0	1	8.2	4	1	1	1	0	1	10	0.58	.133	
Garcia, Bryan	1-1	0.96	17	0	0	0	8	18.2	7	2	2	1	1	8	24	0.80	.115	
Garrido, Santiago	0-1	8.68	4	0	0	0	0	9.1	14	9	9	4	0	3	10	1.82	.350	
*Hall, Matt	1-0	3.09	6	6	0	0	0	35	30	16	12	2	1	21	39	1.46	.224	
Jaye, Myles	1-7	4.29	14	14	1	1	0	71.1	77	41	34	8	6	23	73	1.40	.270	
Joaquin, Waldis	2-4	6.06	12	1	0	0	0	16.1	23	12	11	3	1	6	14	1.78	.324	
*Labourt, Jairo	1-1	2.64	21	0	0	0	4	30.2	23	10	9	3	0	7	36	0.98	.215	
Ladwig, A.J.	7-6	5.16	21	20	1	0	0	106.1	135	67	61	16	2	21	75	1.47	.308	
Lewicki, Artie	9-4	3.76	20	20	0	0	0	110	107	53	46	5	3	24	90	1.19	.250	
Long, Grayson	0-1	13.50	1	1	0	0	0	4	8	6	6	2	1	1	3	2.25	.444	
Moreno, Gerson	0-3	6.43	20	0	0	0	0	28	23	20	20	4	3	17	36	1.43	.221	
Navilhon, Joe	0-1	27.00	1	0	0	0	0	1	4	3	3	1	0	0	2	4.00	.571	
Nesbitt, Angel	0-0	9.00	2	0	0	0	0	2	5	2	2	1	0	1	3	3.00	.455	
Ravenelle, Adam	0-5	5.16	42	0	0	0	1	52.1	59	33	30	8	0	21	49	1.53	.291	
Reininger, Zac	1-1	1.48	16	0	0	0	1	24.1	13	5	4	0	0	8	29	0.86	.167	
Spomer, Kurt	6-4	4.50	40	0	0	0	2	46	42	26	23	1	3	23	33	1.41	.232	
Thompson, Jeff	1-0	0.00	1	0	0	0	0	2	2	0	0	0	0	1	4	1.50	.250	
*Turley, Josh	0-2	5.56	5	2	0	0	0	11.1	12	8	7	1	4	10	8	1.94	.279	
Turnbull, Spencer	0-3	6.20	4	4	0	0	0	20.1	22	16	14	1	3	8	22	1.48	.272	
*Vasquez, Anthony	3-1	2.84	5	5	0	0	0	31.2	34	12	10	3	0	5	18	1.23	.272	
Voelker, Paul	1-2	2.17	28	0	0	0	7	29	23	7	7	3	0	7	30	1.03	.215	
Watkins, Logan	0-0	0.00	1	0	0	0	0	1	1	0	0	0	0	1	0	2.00	.250	
*Zagurski, Mike	2-2	2.16	12	0	0	0	0	16.2	12	4	4	2	0	5	25	1.02	.203	
<b>Team Total</b>	<b>65-75</b>	<b>4.22</b>	<b>140</b>	<b>140</b>	<b>4</b>	<b>9</b>	<b>38</b>	<b>1205.1</b>	<b>1250</b>	<b>643</b>	<b>565</b>	<b>128</b>	<b>40</b>	<b>397</b>	<b>1097</b>	<b>1.37</b>	<b>.266</b>	

\* = left-handed

# = switch hitter

I, 2, T = Applies to players who played with two clubs within the Eastern League this season.

I = First Team Stats Only

2 = Second team Stats Only

T = Total League Stats

# HARRISBURG SENATORS

Major League Affiliate:  
WASHINGTON NATIONALS  
(2005-Present)

Address: FNB Field  
City Island  
Harrisburg, PA 17101  
Telephone: (717) 231-4444  
Fax: (717) 231-4445  
E-mail: [information@senatorsbaseball.com](mailto:information@senatorsbaseball.com)  
Website: [www.senatorsbaseball.com](http://www.senatorsbaseball.com)



## ADMINISTRATIVE STAFF

Principal Owner: Mark Butler  
President: Kevin Kulp  
General Manager: Randy Whitaker  
Assistant General Manager/Ticket Sales Manager: Jon Boles  
Accounting Manager: Donna Demczak  
Accounting Assistant: Izzy Carter  
Senior Corporate Sales Executive: Todd Matthews  
Corporate Sales Executive: Joseph Quinn  
Director of Group Sales: Jessica Moyer  
Account Executives: Brenton Bender, Sage Berry, Kevin Hickey  
Group Sales Account Executives: Jeff Bell, Tyler Lyles  
Sales Service Coordinator: Josh Bleyer  
Group Sales Interns: Jason Croft, Kyle Kondracki  
Box Office Manager: Matt McGrady  
Box Office Intern: Adam Polsky  
Director of Merchandise: Ann Marie Naumes  
Director of Stadium Operations: Tim Foreman  
Head Groundskeeper: Brandon Forsburg  
Stadium Operations & Groundskeeping Intern: Tyler Rivera  
Director of Public Relations & Broadcaster: Terry Byrom  
Broadcasting and Media Assistant: Gregory Wong  
Director of Marketing: Ashley Grotte  
Community Relations Coordinator: JK McKay  
Marketing & Community Relations Intern: Annie Choiniere  
Director of Game Entertainment: Scott Ciaccia  
Game Entertainment Coordinator: Sami Lesniak



KEVIN KULP

## FIELD STAFF



MATT LECROY

Manager: Matt LeCroy  
Coach: Brian Rupp  
Pitching Coach: Michael Tejera  
Athletic Trainer: T.D. Swinford  
Strength & Conditioning Coach: R.J. Guyer

# FNB FIELD



## STADIUM INFORMATION

Name of Park: FNB Field  
Capacity: 6,300  
Outfield Distance:  
LF: 325', CF: 400', RF: 325'  
Outfield Fence Height: 8'  
Year opened: 1987

## TICKET INFORMATION

Club Seats: \$36.00  
Dugout Box Seats: \$15.00  
Field Box Seats: \$13.00  
Box Seats: \$11.00  
LB Smith Ford Lincoln Value Seats: \$9.00  
Ollies Cheap Seats: \$9.00  
*Note: All ticket prices increase by \$2.00 on the day of the game.*

## DIRECTIONS TO FNB FIELD

**From I-83 South:** Take the 2nd St. Exit at Harrisburg (exit 43). At the fourth traffic light, turn left onto Market St. Stay in the right hand lane. Go straight at the next traffic light and proceed across the Market St. Bridge. The entrance to City Island and FNB Field is halfway across the bridge on the right hand side.

**From I-83 North:** Take the 2nd St. Exit. At the fourth traffic light, turn left onto Market St. Stay in the right hand lane. Go straight at the next traffic light and proceed across the Market St. Bridge. The entrance to City Island and FNB Field is halfway across the bridge on the right hand side.

## BROADCAST INFORMATION

Radio: *Flagship:* 1400 AM, 96.5 FM, 95.3 FM  
Broadcasters: Terry Byrom, Greg Wong

## NEWSPAPER COVERAGE

*Harrisburg Patriot News*  
*Carlisle Sentinel*

## DIRECTOR OF PLAYER DEVELOPMENT

Mark Scialabba  
Nationals Park  
1500 South Capitol Street, SE  
Washington, DC 20003  
(202) 675-6287



# HARRISBURG RECORDS

Year	W	L	PCT.	Overall Finish	Playoff Results	Attendance	Manager	Affiliate
1924	70	60	.538	4			Steve Yerkes Mickey LaLonge Glenn Killinger	
1925	61	69	.469	5			A. Rankin Johnson	
1926	47	84	.359	8			A. Rankin Johnson	
1927	87	51	.630	1			Winn Clark	
1928	82	54	.603	1			Glenn Killinger	
1929	75	62	.547	3			John Tillman	
1930	70	69	.504	4		61,242	John Tillman	
1931	83	56	.597	1			Joe Cobbs Edward Onslow	
1932	74	66	.529	2			Edward Onslow	Braves
1933	60	76	.441	7			Edward Onslow	Braves
1934	60	75	.444	8			Leslie Mann	Braves
	31	39	.443	8 (1st half)				
	29	36	.446	7 (2nd half)				
1935	59	77	.434	7			Art Shires	Senators
	33	34	.493	6 (1st half)				
	26	43	.377	8 (2nd half)				
1987	77	63	.550	2	vs. Reading 3-2 vs. Vermont 3-1	212,141	Dave Trembley	Pirates
1988	65	73	.471	7		216,940	Dave Trembley	Pirates
1989	71	65	.522	2	vs. Canton-Akron 3-2 vs. Albany 1-3	200,196	Dave Trembley	Pirates
1990	69	69	.500	5		223,033	Marc Bombard	Pirates
1991	87	53	.621	1	vs. Canton-Akron 3-1 vs. Albany 0-3	233,423	Mike Quade	Expos
1992	78	59	.569	2	vs. Canton-Akron 1-3	209,159	Mike Quade	Expos
1993	94	44	.681	1	vs. Albany-Colonie 3-1 vs. Canton-Akron 3-2	250,476	Jim Tracy	Expos
1994	88	51	.633	1	vs. Bowie 3-2 vs. Binghamton 1-3	234,774	Dave Jauss	Expos
1995	61	80	.433	10		240,488	Pat Kelly	Expos
1996	74	68	.521	4	vs. Trenton 3-1 vs. Portland 3-1	230,744	Pat Kelly	Expos
1997	86	56	.606	1	vs. Bowie 3-2 vs. Portland 3-1	242,431	Rick Sofield	Expos
1998	73	69	.514	4	vs. Akron 3-1 vs. New Britain 3-1	259,381	Rick Sweet	Expos
1999	76	66	.535	4	vs. Erie 3-1 vs. Norwich 3-2	253,299	Doug Sisson	Expos
2000	76	67	.531	5	vs. Reading 0-3	250,384	Doug Sisson	Expos
2001	66	76	.465	9		279,691	Luis Dorante	Expos
2002	79	63	.556	2	vs. Akron 3-2 vs. Norwich 2-3	266,808	Dave Huppert	Expos
2003	60	82	.423	12		257,898	Dave Machemer	Expos
2004	52	90	.366	12		255,978	Dave Machemer	Expos
2005	64	78	.451	10		264,718	Keith Bodie	Nationals
2006	67	75	.472	9		253,937	John Stearns	Nationals
2007	55	86	.390	12		229,241	Scott Little	Nationals
2008	73	69	.514	T-5		164,182	John Stearns	Nationals
2009	70	72	.493	7		228,741	John Stearns	Nationals
2010	77	65	.542	4	vs. Altoona 1-3	294,325	Randy Knorr	Nationals
2011	80	62	.563	1	vs. Richmond 0-3	291,248	Tony Beasley	Nationals
2012	64	78	.451	10		280,964	Matt LeCroy	Nationals
2013	77	65	.542	2	vs. Erie 3-1 vs. Trenton 0-3	284,361	Matt LeCroy	Nationals
2014	53	89	.373	12		273,645	Brian Daubach	Nationals
2015	67	75	.472	10		301,588	Brian Daubach	Nationals
2016	76	66	.535	5		269,172	Matt LeCroy	Nationals
2017	60	80	.429	11		262,872	Matt LeCroy	Nationals
<b>43</b>	<b>3162</b>	<b>3105</b>	<b>.505</b>		<b>57-51</b>	<b>.528</b>	<b>7,777,480</b>	

*Note:* Attendance records are incomplete

League Champions: 1927, 1928, 1931, 1987, 1993, 1996, 1997, 1998, 1999

**INDIVIDUAL SEASON  
BATTING RECORDS**

**TEAM SEASON  
BATTING RECORDS**

				<b>Most</b>		<b>Least</b>	
<b>Games:</b>	141	Jamey Carroll	1999	143	2000	130	1924
	141	Chris Marrero	2010				
<b>At Bats:</b>	565	Brandon Watson	2003	4759	1991	4292	1989
<b>Runs</b>	134	Lawrence Fischer	1932	802	1993	519	1988
<b>Hits:</b>	198	Horace McBride	1930	1393	1930	1078	1992
<b>Total Bases:</b>	355	Joe Munson	1925	2056	1930	1486	1933
<b>Doubles:</b>	40	Horace McBride	1930	256	1999	150	1933
<b>Triples:</b>	21	Horace McBride	1930	109	1930	18	2007
<b>Home Runs:</b>	37	Andy Tracy	1999	170	1993	13	1933
<b>RBI:</b>	129	Joe Munson	1925	738	1993	438	1926
<b>Walks:</b>	93	Val Pascucci	2002	569	2002	331	1925
<b>Strikeouts:</b>	139	Andy Tracy	1999	1165	2014	338	1930
	139	Tyler Moore	2011				
<b>Sacrifices:</b>	30	Glenn Killinger	1928	86	2008	19	1989
<b>Sacrifice Flies:</b>	11	Lance Belen	1988	61	2003	21	2009
<b>Stolen Bases:</b>	56	Rafael Bautista	2016	197	2000	44	1934
<b>Average:</b>	.400	Joe Munson	1925	.301	1927	.242	2013

**INDIVIDUAL SEASON  
PITCHING RECORDS**

**TEAM SEASON  
PITCHING RECORDS**

				<b>Most</b>		<b>Least</b>	
<b>Games:</b>	60	Alberto Reyes	1994	143	2000	130	1924
<b>Complete Games:</b>	22	Louis Polli	1927	29	1989	1	2002, 2007
<b>Shutouts:</b>	5	Louis Polli	1927	16	1991	4	1994, 2007
<b>Wins:</b>	23	Clint Brown	1928	94	1993	51	2004
<b>Losses:</b>	18	Chant Parkes	1929	90	2004	44	1993
<b>Saves:</b>	35	Alberto Reyes	1994	48	2006	25	2014
<b>Innings:</b>	292	Chant Parkes	1929	1257.1	1991	1116.1	1989
<b>Walks:</b>	130	Bill Dietrich	1931	543	1995	365	2011
<b>Strikeouts:</b>	161	Ronald Chiavacci	2001	1187	2011	704	1990
<b>ERA:</b>	2.15	Clint Brown	1928	4.82	2007	2.97	1991



**Harrisburg Single-Season Sacrifice Record Holder and  
College Football Hall of Famer Glenn Killinger**

## 2017 HARRISBURG SENATORS STATISTICS

BATTER	AVG	G	AB	R	H	2B	3B	HR	RBI	TB	BB	IBB	SO	SB	CS	OBP	SLG	OPS
Abreu, Osvaldo	.246	125	431	40	106	16	4	5	42	145	27	0	107	1	6	.299	.336	.636
*Ballou, Isaac	.194	49	124	13	24	4	2	2	7	38	15	0	44	2	0	.284	.306	.590
*Collier, Zach	.278	30	97	16	27	8	1	2	8	43	8	0	32	1	0	.340	.443	.783
*Gamache, Dan	.296	50	186	24	55	12	1	5	27	84	17	0	46	0	0	.358	.452	.809
#Gushue, Taylor	.083	4	12	0	1	0	0	0	0	1	1	0	1	0	0	.154	.083	.237
Heisey, Chris	.000	2	4	0	0	0	0	0	0	0	0	0	2	0	0	.200	.000	.200
*Hernandez, Yadiel	.292	120	397	57	116	21	1	12	59	175	56	3	66	5	2	.379	.441	.819
*Joseph, Corban	.299	55	201	28	60	10	0	7	27	91	19	0	23	0	4	.357	.453	.810
*Keller, Alec	.264	77	288	41	76	13	2	3	18	102	18	0	60	6	1	.316	.354	.670
Kieboom, Spencer	.183	19	60	6	11	5	0	2	6	22	10	0	13	0	0	.300	.367	.667
Lisson, Mario	.192	65	203	23	39	11	0	7	28	71	24	1	50	3	0	.276	.350	.626
*Lowery, Jake	.214	19	56	6	12	4	0	0	5	16	10	0	16	0	0	.333	.286	.619
*Marmolejos, Jose	.288	107	400	68	115	18	4	14	66	183	44	2	79	0	2	.361	.458	.819
Norfolk, Khayyan	.268	95	280	38	75	11	0	3	22	95	27	0	64	2	1	.344	.339	.683
#Perez, Stephen	.213	82	230	30	49	6	1	4	20	69	30	0	69	9	2	.316	.300	.616
Read, Raudy	.265	108	411	44	109	25	1	17	61	187	27	0	79	2	0	.312	.455	.767
1 Rickles, Nick	.000	2	5	0	0	0	0	0	0	0	0	0	2	0	0	.000	.000	.000
Robles, Victor	.324	37	139	24	45	12	1	3	14	68	12	0	22	11	3	.394	.489	.883
Sanchez, Adrian	.250	5	16	4	4	0	0	1	3	7	1	1	3	0	0	.294	.438	.732
#Sandford, Darian	.226	50	146	20	33	2	0	0	5	35	19	0	37	21	7	.319	.240	.559
Soto, Neftali	.329	67	252	33	83	19	2	10	44	136	25	0	53	0	0	.386	.540	.925
*Stevenson, Andrew	.350	20	80	14	28	5	1	0	12	35	11	1	19	1	3	.429	.438	.866
Taylor, Michael A.	.154	6	26	3	4	2	0	1	4	9	2	0	8	3	0	.214	.346	.560
*Ward, Drew	.235	121	413	47	97	20	0	10	53	147	55	1	131	0	0	.325	.356	.681
<b>Team Total</b>	<b>.258</b>	<b>140</b>	<b>4614</b>	<b>588</b>	<b>1189</b>	<b>225</b>	<b>21</b>	<b>109</b>	<b>538</b>	<b>1783</b>	<b>468</b>	<b>9</b>	<b>1082</b>	<b>67</b>	<b>31</b>	<b>.330</b>	<b>.386</b>	<b>.716</b>

PITCHER	W-L	ERA	G	GS	CG	SH	SV	IP	H	R	ER	HR	HBP	BB	SO	WHIP	AVG
Bacus, Dakota	1-2	2.41	11	0	0	0	2	18.2	18	5	5	2	0	4	17	1.18	.247
Blackmar, Mark	3-3	6.89	8	6	0	0	0	31.1	42	24	24	4	4	11	14	1.69	.331
Blanton, Joe	0-0	0.00	1	1	0	0	0	1	0	0	0	0	0	0	2	0.00	.000
Brinley, Ryan	4-4	4.60	37	0	0	0	7	45	48	26	23	2	1	13	40	1.36	.265
*Collins, Tim	1-1	14.54	10	0	0	0	0	8.2	12	14	14	2	2	10	8	2.54	.333
Cordero, Jimmy	2-6	6.84	41	0	0	0	0	51.1	52	47	39	7	2	38	40	1.75	.264
*Crownover, Matthew	1-7	4.50	17	14	0	0	1	84	90	43	42	11	2	34	45	1.48	.280
Dragmire, Brady	5-1	3.13	18	5	0	0	2	46	53	21	16	2	1	21	21	1.61	.298
Eitel, Derek	3-2	3.63	12	7	1	0	0	44.2	36	19	18	3	1	28	41	1.43	.221
Estevez, Wirkin	4-1	3.63	11	11	0	0	0	62	65	30	25	3	4	27	36	1.48	.286
Fedde, Erick	3-3	3.04	17	7	0	0	0	56.1	45	21	19	4	1	18	54	1.12	.215
Glover, Koda	0-0	0.00	1	0	0	0	0	1	1	0	0	0	0	0	1	1.00	.250
Hill, Taylor	4-6	5.28	18	17	1	0	0	104	120	72	61	16	7	27	49	1.41	.293
Johansen, Jake	0-0	6.17	10	0	0	0	0	11.2	11	8	8	1	0	8	13	1.63	.250
*Lara, Braulio	3-2	4.08	34	0	0	0	1	39.2	45	24	18	6	1	32	47	1.94	.287
Long, Jaron	5-6	2.73	13	13	1	0	0	79	78	28	24	8	4	15	51	1.18	.259
McGowin, Kyle	1-5	6.54	8	8	0	0	0	42.2	58	35	31	12	2	16	39	1.73	.317
*Orlan, R.C.	1-3	5.09	25	0	0	0	0	23	26	14	13	5	1	10	24	1.57	.277
Robinson, Andrew	1-2	3.69	38	0	0	0	13	39	29	19	16	5	1	13	47	1.08	.197
Rodriguez, Francisco	0-0	3.00	3	0	0	0	0	3	2	2	1	0	0	1	2	1.00	.182
Ross, Greg	5-4	5.97	10	10	1	0	0	57.1	71	41	38	8	4	17	39	1.53	.311
Schepel, Kyle	0-0	7.62	10	0	0	0	0	13	16	11	11	2	0	10	11	2.00	.291
Self, Derek	4-3	3.86	36	2	0	0	1	58.1	58	27	25	7	0	18	36	1.30	.262
Simms, John	5-6	3.54	19	19	0	0	0	112	96	46	44	9	9	28	87	1.11	.235
Suero, Wander	0-1	1.96	18	0	0	0	10	23	18	8	5	2	1	5	23	1.00	.205
Valdez, Phillips	0-2	2.72	25	0	0	0	1	43	37	14	13	1	1	13	34	1.16	.233
Voth, Austin	3-4	5.13	10	10	0	0	0	54.1	63	34	31	8	2	13	44	1.40	.288
Williams, Austen	1-6	6.85	10	10	0	0	0	46	67	38	35	6	3	11	34	1.70	.340
<b>Team Total</b>	<b>60-80</b>	<b>4.50</b>	<b>140</b>	<b>140</b>	<b>4</b>	<b>5</b>	<b>38</b>	<b>1199</b>	<b>1257</b>	<b>671</b>	<b>599</b>	<b>136</b>	<b>54</b>	<b>441</b>	<b>899</b>	<b>1.42</b>	<b>.271</b>

\* = left-handed

# = switch hitter

I, 2, T = Applies to players who played with two clubs within the Eastern League this season.

I = First Team Stats Only

2 = Second team Stats Only

T = Total League Stats

# HARTFORD YARD GOATS

Major League Affiliate:  
COLORADO ROCKIES  
(2016-Present)

Address: 1214 Main Street  
Hartford, CT 06103  
Telephone: (860) 246-4628  
Fax: (860) 247-4628  
E-mail: [info@yardgoatsbaseball.com](mailto:info@yardgoatsbaseball.com)  
Website: [www.yardgoatsbaseball.com](http://www.yardgoatsbaseball.com)



## ADMINISTRATIVE STAFF

Directors: Josh Solomon, Jim Solomon, Jennifer Goorno  
President: Tim Restall  
General Manager: Mike Abramson  
Asst. General Manager, Sales: Josh Montinieri  
Asst. General Manager, Operations: Dean Zappalorti  
Director of Broadcasting & Media Relations: Jeff Dooley  
Executive Director of Business Development: Steve Given  
Director of Event Services: Conor Geary  
Special Events Coordinator: Mellaney Castro  
Director of Security: John Netkovich  
Asst. Director of Operations: Narjay Hinds  
Operations Assistant: Jimmy Bruno  
Director of Community Partnerships: Tiffany Young  
Controller: Jim Bonfiglio  
Human Resources Manager: Shannon White  
Client & Team Relations Manager: Amanda Goldsmith  
Promotions and Creative Services Manager: Caroline Jette  
Game Production Manager: Mike Doyle  
Marketing Manager: Jacqueline Crockwell  
Merchandise Manager: AJ Massaro  
Box Office Manager: Sage Vigliarolo  
Ticket Sales Manager: Steve Mekkelsen  
Ticket Sales Account Executives: Kyle Abad, Tom Baxter, Matt DiBona,  
Anna Franzreb, Travis Mistretta, Shawn Perry, Tacara Robinson  
Sports Turf Manager: Kyle Calhoon  
Asst. Sports Turf Manager: J. Matthew Picard  
Administrative Assistant: Brisely Tifa  
Asst. Director of Operations (Professional Sports Catering): Stew Silvis  
Sr. Concessions Manager (Professional Sports Catering): Zack Hermayer  
Executive Chef (Professional Sports Catering): Chris Micci  
Premium Manager (Professional Sports Catering): Denise Picard



TIM RESTALL

## FIELD STAFF



WARREN SCHAEFFER

Manager: Warren Schaeffer  
Hitting Coach: Lee Stevens  
Pitching Coach: Mark Brewer  
Athletic Trainer: Hoshito Mizutani

# DUNKIN' DONUTS PARK



## STADIUM INFORMATION

Name of Park: Dunkin' Donuts Park  
Capacity: 6,064  
Outfield Distances:  
LF: 325', CF: 392', RF: 308'  
Year Opened: 2017

## TICKET INFORMATION

High Top Swivel: \$18  
The Hartford Terrace: \$16  
Field Box: \$13  
Outfield Premium Swivel: \$12  
Right Field Porch: \$10  
Left Field Grandstand: \$6  
*Note: All ticket prices increase by \$2.00 on the day of the game.*

## DIRECTIONS TO DUNKIN' DONUTS PARK

**From the West:** Take 84 East to Exit 50 (Main Street). Take Exit 50 toward Main St. Use the left lane to merge onto Chapel St S. Turn left onto Trumbull St. Use the middle lane to turn left onto Main St.

**From the East:** Take 84 West to Exit 50 (US-44 W/Morgan Street). Follow I-91 S/Main St. Take a slight right onto Main St.

**From the North:** Take 91 South to Exit 32A - 32B (Trumbull St). Turn left onto Market St. Turn right onto Morgan St. Take a slight right onto Main St.

**From the South:** Take 91 North to Exit 32A - 32B (Market St). Use the left lane to take Exit 32A-32B for Trumbull St. Use the middle lane to turn left onto Market St. Turn right onto Morgan St. Take a slight right onto Main St.

## BROADCAST INFORMATION

Radio: 1410 AM WPOP

Spanish Radio: 1120 AM WPRX

Broadcasters: Jeff Dooley, Dan Lovallo

Broadcasters: Danny Rodriguez, Derik Rodriguez

## NEWSPAPER COVERAGE

*Hartford Courant:*

John Altavila, Don Amore, Mike Anthony

*New Haven Register:* Dave Borges

## SENIOR DIRECTOR, PLAYER DEVELOPMENT

Zach Wilson

Coors Field

2001 Blake Street

Denver, CO 80205

Phone: (303) 292-0200

# HARTFORD RECORDS

Year	W	L	PCT.	Overall Finish	Playoff Results	Attendance	Manager	Affiliate
1938	67	67	.500	4	vs. Hazelton 0-3		Eddie Onslow	Bees
1939	58	82	.414	7			Fresco Thompson	Bees
1940	72	66	.522	3	vs. Scranton 3-1 vs. Binghamton 1-4		Jack Onslow	Bees
1941	54	81	.400	7			Jack Onslow	Braves
1942	62	78	.443	7			Del Bissonette	Braves
1943	77	59	.566	3	vs. Scranton 1-3		Del Bissonette	Braves
1944	99	38	.723	1	vs. Utica 2-3		Del Bissonette	Braves
1945	68	67	.504	4	vs. Wilkes-Barre 2-4		James Collins	Braves
1946	71	67	.514	4	vs. Albany 4-2 vs. Scranton 1-4		Dutch Dorman	Braves
1947	58	82	.414	6		92,397	Dutch Dorman	Braves
1948	74	67	.525	4	vs. Albany 3-4	122,563	Earle Brown	Braves
1949	66	74	.471	T-5		138,306	Earle Brown (to 6/18) James Collins (from 6/19)	Braves
1950	80	59	.576	3	vs. Wilkes-Barre 2-4	84,159	James Collins	Braves
1951	75	65	.536	T-3	vs. Scranton 0-4	106,801	Tommy Homes (to 6/24) Travis Jackson (from 6/25)	Braves
1952	59	79	.428	7		36,281	Del Bissonette	Braves
2016	74	67	.525	6		41,569*	Darin Everson	Rockies
2017	62	77	.446	10		395,196	Jerry Weinstein	Rockies
<b>17</b>	<b>1176</b>	<b>1175</b>	<b>.500</b>		<b>19-36 .345</b>			<b>975,703</b>

*Note:* Attendance records are incomplete

\*Team played home games on the road and at Dodd Stadium in Norwich, CT

## INDIVIDUAL SEASON

### BATTING RECORDS

<b>Games:</b>	133	Ryan McMahon	2016
<b>At Bats:</b>	<b>470</b>	<b>Drew Weeks</b>	<b>2017</b>
<b>Runs</b>	79	Raimel Tapia	2016
<b>Hits:</b>	137	Raimel Tapia	2016
<b>Total Bases:</b>	<b>214</b>	<b>Josh Fuentes</b>	<b>2017</b>
<b>Doubles:</b>	37	Dillon Thomas	2016
<b>Triples:</b>	7	<b>Josh Fuentes</b>	<b>2017</b>
<b>Home Runs:</b>	17	<b>Drew Weeks</b>	<b>2017</b>
<b>RBI:</b>	75	Ryan McMahon	2016
<b>Walks:</b>	56	Rosell Herrera	2016
<b>Strikeouts:</b>	161	Ryan McMahon	2016
<b>Sacrifices:</b>	9	Pat Valaika	2016
<b>Sacrifice Flies:</b>	6	Ryan McMahon	2016
<b>Stolen Bases:</b>	36	Rosell Herrera	2016
<b>Average:</b>	.323	Raimel Tapia	2016

## TEAM SEASON

### BATTING RECORDS

	Most	Least
<b>Games:</b>	141 2016	<b>139 2017</b>
<b>At Bats:</b>	4608 2016	<b>4506 2017</b>
<b>Runs</b>	577 2016	<b>549 2017</b>
<b>Hits:</b>	1212 2016	<b>1107 2017</b>
<b>Total Bases:</b>	1747 2016	<b>1715 2017</b>
<b>Doubles:</b>	259 2016	<b>210 2017</b>
<b>Triples:</b>	<b>31 2017</b>	27 2016
<b>Home Runs:</b>	<b>112 2017</b>	74 2016
<b>RBI:</b>	536 2016	<b>515 2017</b>
<b>Walks:</b>	<b>439 2017</b>	380 2016
<b>Strikeouts:</b>	<b>1145 2017</b>	1047 2016
<b>Sacrifices:</b>	80 2016	<b>55 2017</b>
<b>Sacrifice Flies:</b>	37 2016	<b>25 2017</b>
<b>Stolen Bases:</b>	145 2016	<b>111 2017</b>
<b>Average:</b>	.263 2016	<b>.246 2017</b>

## INDIVIDUAL SEASON

### PITCHING RECORDS

<b>Games:</b>	47	Shane Broyles	2017
<b>Complete Games:</b>	2	Zach Jemiola	2016
	2	<b>Jack Wynkoop</b>	<b>2017</b>
<b>Shutouts:</b>	1	Yency Almonte	2016
	1	Zach Jemiola	2016
	1	<b>Ryan Castellani</b>	<b>2017</b>
	1	<b>Sam Howard</b>	<b>2017</b>
<b>Wins:</b>	9	German Marquez	2016
	9	<b>Ryan Castellani</b>	<b>2017</b>
	9	<b>Konner Wade</b>	<b>2017</b>
<b>Losses:</b>	12	<b>Ryan Castellani</b>	<b>2017</b>
<b>Saves:</b>	29	Matt Carasiti	2016
<b>Innings:</b>	162.0	Zach Jemiola	2016
<b>Walks:</b>	52	<b>Parker French</b>	<b>2017</b>
<b>Strikeouts:</b>	132	<b>Ryan Castellani</b>	<b>2017</b>
<b>ERA:</b>	2.85	German Marquez	2016

## TEAM SEASON

### PITCHING RECORDS

	Most	Least
<b>Games:</b>	141 2016	<b>139 2017</b>
<b>Complete Games:</b>	5 2017	4 2016
<b>Shutouts:</b>	10 2016-17	10 2016-17
<b>Wins:</b>	74 2016	<b>62 2017</b>
<b>Losses:</b>	77 2017	67 2016
<b>Saves:</b>	44 2016	<b>37 2017</b>
<b>Innings:</b>	1224.1 2016	<b>1203 2017</b>
<b>Walks:</b>	<b>413 2017</b>	397 2016
<b>Strikeouts:</b>	973 2016	<b>971 2017</b>
<b>ERA:</b>	<b>4.35 2017</b>	3.76 2016

*Note:* Team and Individual Records listed are for the current Hartford organization (2016-Present)

## 2017 HARTFORD YARD GOATS STATISTICS

BATTER	AVG	G	AB	R	H	2B	3B	HR	RBI	TB	BB	IBB	SO	SB	CS	OBP	SLG	OPS
Cardullo, Stephen	.195	41	128	17	25	5	1	4	17	44	22	2	22	1	0	.318	.344	.662
*Carrizales, Omar	.248	120	432	47	107	20	5	5	41	152	48	1	96	12	12	.328	.352	.680
Ciriaco, Juan	.196	33	92	5	18	2	0	2	9	26	3	0	15	3	2	.219	.283	.501
*Ferguson, Collin	.179	24	67	5	12	2	2	2	7	24	7	0	22	0	0	.267	.358	.625
Fuentes, Josh	.307	122	414	48	127	28	7	15	72	214	24	1	92	8	5	.352	.517	.869
Graeter, Ashley	.247	95	348	42	86	17	1	10	38	135	23	4	70	7	4	.301	.388	.688
Jean, Luis	.213	61	136	13	29	3	1	0	11	34	6	1	20	6	3	.250	.250	.500
#Jimenez, Emerson	.127	23	55	4	7	0	1	0	0	9	6	0	20	5	0	.213	.164	.377
*McMahon, Ryan	.326	49	181	28	59	16	2	6	32	97	20	2	39	7	0	.390	.536	.926
Metzler, Ryan	.250	17	44	6	11	1	0	0	6	12	3	0	15	1	2	.292	.273	.564
Mundell, Brian	.302	52	172	30	52	12	0	3	19	73	25	0	26	1	1	.394	.424	.819
*Nunez, Dom	.202	95	297	37	60	10	1	11	28	105	53	2	83	7	1	.335	.354	.689
Phillips, Anthony	.209	99	287	22	60	9	0	4	24	81	21	4	73	2	6	.265	.282	.548
Prime, Correlle	.272	91	272	31	74	7	2	8	29	109	22	3	90	2	9	.333	.401	.734
Rodgers, Brendan	.260	38	150	20	39	5	0	6	17	62	8	0	36	0	2	.323	.413	.737
#Soto, Elvin	.063	6	16	0	1	1	0	0	2	2	1	0	4	0	0	.118	.125	.243
*Thomas, Dillon	.229	83	271	33	62	14	1	6	37	96	23	1	101	9	5	.301	.354	.656
#Vazquez, Jan	.289	62	187	28	54	7	1	6	34	81	25	0	48	3	3	.393	.433	.826
Weeks, Drew	.245	128	470	69	115	22	2	17	63	192	41	1	114	13	14	.313	.409	.721
*White, Max	.243	113	371	55	90	22	4	7	24	141	52	0	118	24	13	.336	.380	.716
<b>Team Total</b>	<b>.246</b>	<b>139</b>	<b>4506</b>	<b>549</b>	<b>1107</b>	<b>210</b>	<b>31</b>	<b>112</b>	<b>515</b>	<b>1715</b>	<b>439</b>	<b>22</b>	<b>1145</b>	<b>111</b>	<b>82</b>	<b>.319</b>	<b>.381</b>	<b>.700</b>
PITCHER	W-L	ERA	G	GS	CG	SH	SV	IP	H	R	ER	HR	HBP	BB	SO	WHIP	AVG	
*Additon, Nick	0-4	2.45	5	5	0	0	0	25.2	23	14	7	1	1	9	26	1.25	.242	
Almonte, Yency	5-3	2.00	14	14	0	0	0	76.1	58	19	17	4	3	31	71	1.17	.212	
*Ascher, Steve	0-0	4.91	9	0	0	0	0	7.1	6	4	4	0	3	7	2	1.77	.240	
Bettis, Chad	0-0	1.93	2	1	0	0	0	4.2	3	2	1	1	0	1	6	0.86	.167	
Brazoban, Huascar	2-1	6.29	24	0	0	0	0	24.1	28	17	17	0	1	13	16	1.68	.286	
Broyles, Shane	3-1	1.84	47	0	0	0	21	53.2	36	15	11	7	0	16	78	0.97	.186	
Castellani, Ryan	9-12	4.81	27	27	1	1	0	157.1	163	94	84	16	12	47	132	1.33	.264	
Farris, James	0-0	1.45	17	0	0	0	9	18.2	14	4	3	1	1	2	28	0.86	.203	
French, Parker	8-11	6.37	24	24	1	0	0	128.2	154	108	91	22	4	52	69	1.60	.297	
Frias, Edison	3-4	3.94	31	0	0	0	1	45.2	44	22	20	1	3	18	34	1.36	.243	
Holman, David	1-1	6.14	16	0	0	0	0	22	26	15	15	4	4	12	20	1.73	.299	
*Howard, Sam	1-4	2.33	9	9	1	1	0	46.1	31	13	12	5	2	10	40	0.88	.185	
Jean, Luis	0-0	0.00	1	0	0	0	0	0.1	0	0	0	0	0	0	0	0.00	.000	
Jiminian, Johendi	0-3	5.73	18	2	0	0	0	33	45	21	21	7	0	19	24	1.94	.319	
Johnson, D.J.	1-1	2.80	43	0	0	0	4	64.1	53	24	20	4	7	24	51	1.20	.226	
*Lamb, Will	1-1	3.50	10	0	0	0	0	18	18	9	7	3	0	12	22	1.67	.269	
Neiman, Troy	4-2	3.66	35	0	0	0	0	64	60	31	26	7	3	25	62	1.33	.247	
Niebla, Luis	1-5	6.31	15	10	0	0	0	45.2	55	35	32	5	0	27	30	1.80	.309	
Pierpont, Matt	8-1	2.02	28	0	0	0	2	62.1	38	14	14	5	4	13	55	0.82	.176	
Ramirez, Luis	0-2	20.25	4	0	0	0	0	4	9	9	9	1	0	6	4	3.75	.474	
Schlitter, Craig	1-3	10.64	9	8	0	0	0	34.2	56	44	41	7	1	19	37	2.16	.368	
Wade, Konner	9-7	4.28	33	15	0	0	0	109.1	118	55	52	15	3	21	79	1.27	.278	
*Wright, Austin	0-0	5.40	7	0	0	0	0	6.2	6	5	4	1	0	7	5	1.95	.240	
*Wynkoop, Jack	5-11	4.44	24	24	2	0	0	150	170	80	74	17	6	22	80	1.28	.293	
<b>Team Total</b>	<b>62-77</b>	<b>4.35</b>	<b>139</b>	<b>139</b>	<b>5</b>	<b>10</b>	<b>37</b>	<b>1203</b>	<b>1214</b>	<b>654</b>	<b>581</b>	<b>134</b>	<b>58</b>	<b>413</b>	<b>971</b>	<b>1.35</b>	<b>.262</b>	

\* = left-handed

# = switch hitter

*I, 2, T* = Applies to players who played with two clubs within the Eastern League this season.

*I* = First Team Stats Only      *2* = Second team Stats Only      *T* = Total League Stats

# NEW HAMPSHIRE FISHER CATS

Major League Affiliate:  
TORONTO BLUE JAYS  
(2004-Present)



Address: One Line Drive  
Manchester, NH 03101  
Telephone: (603) 641-2005  
Fax: (603) 641-2055  
E-Mail: [info@nhfishercats.com](mailto:info@nhfishercats.com)  
Website: [www.nhfishercats.com](http://www.nhfishercats.com)

## ADMINISTRATIVE STAFF

Operated By: DSF Sports  
Owner: Art Solomon  
President: Mike Ramshaw  
General Manager: Jim Flavin  
Deputy General Manager: Jenna Raizes  
Vice President, Sales: Jeff Tagliaferro  
Vice President, Stadium Operations: Tim Hough  
Executive Director, Sales: Erik Lesniak  
Executive Director, Finance & Human Resources: Debbie Morin  
Director, Hospitality & Special Events: Stephanie Fournier  
Director, Ticket Sales: Matt Freeman  
Corporate Sales Manager: Tom Devarenne  
Box Office Manager: Tara Leeth  
Marketing & Promotions Manager: Sarah Lenau  
Merchandise Manager: Jake Moore  
Broadcasting & Media Relations Manager: Tyler Murray  
Production Manager: Evan O'Brien  
Facility Operations Manager: D.J. Peer  
Sports Turf Manager: Christo Wallace  
Corporate Sales & Promotions Coordinator: Andrew Marais  
Ticket Sales Account Executives: Colin Cyr, John Evans,  
Xavier Rentz



MIKE RAMSHAW

## FIELD STAFF



JOHN SCHNEIDER

Manager: John Schneider  
Hitting coach: Hunter Mense  
Pitching Coach: Vince Horsman  
Position Player Coach: Andy Fermin  
Athletic Trainer: Drew MacDonald  
Strength and Conditioning Coach: Ryan Maedel



# NORTHEAST DELTA DENTAL STADIUM



## STADIUM INFORMATION

Name of Park:

Northeast Delta Dental Stadium

Capacity: 6,500

Outfield Distances:

LF: 326', CF: 400', RF: 306'

Outfield Fence Height: 12'

Year opened: 2005

## TICKET INFORMATION

Individual Tickets

In Advance: \$12

On Game Day: \$14

## DIRECTIONS TO NORTHEAST DELTA DENTAL STADIUM

**From the North:** Take I-93 South to I-293 South. Follow I-293 South and take Exit 5. Take a left onto Granite Street and immediately move into the right lane. At light take a right on South Commercial Street. The ballpark is directly ahead.

**From the South:** Take I-93 North to I-293 North, then take Exit 5 (Granite St.). Take a right onto Granite St. and immediately move into the right lane. At light take a right on South Commercial Street. The ballpark is directly ahead.

**From the East:** Follow Rt. 101 heading west to I-93 S. Go about half a mile and stay right, exiting onto I-293 N/Rt. 101 W (right hand exit off I-93 S - this exit is not numbered). Once on I-293 N/Rt. 101 W go past the Mall of NH and Brown Avenue exits. After crossing the river stay to the right as I-293 bears right. Follow I-293 N and take Exit 5. Turn right at the bottom of the ramp onto Granite Street. Take a right onto South Commercial Street. The ballpark is directly ahead.

**From Route 3 (Everett Turnpike):** Follow Route 3 to the Everett Turnpike heading north. Just south of Manchester this road becomes I-293 North. Follow I-293 North and take Exit 5. Turn right at the bottom of the ramp onto Granite Street. Take a right onto South Commercial Street. The ballpark is directly ahead.

**From the West:** Take Route 101 East to Route 293 North. Follow I-293 North and take Exit 5. Turn right at the bottom of the ramp onto Granite Street. Take a right onto South Commercial Street. The ballpark is directly ahead.

## BROADCAST INFORMATION

Radio: (*Flagship*) WGIR (610 AM)

*Affiliates:* WGIN (930 AM), WTSL (1400 AM/94.3 FM)

Announcers: Tyler Murray, Bob Lipman, Tyler Zickel

## NEWSPAPER COVERAGE

*NH Union Leader:* Chris Duffy

*Concord Monitor:* Tim O'Sullivan

*Nashua Telegraph:* Alan Greenwood

## DIRECTOR OF PLAYER DEVELOPMENT

Gil Kim

Rogers Centre

1 Blue Jays Way, Suite 3200

Toronto, Ontario, Canada M5V 1J1

(416) 341-1000

# NEW HAMPSHIRE RECORDS

Year	W	L	PCT.	Overall Finish	Playoff Results	Attendance	Manager	Affiliate
1969	64	75	.460	5		91,165	Jerry Walker	Yankees
1970	66	73	.475	5		36,928	Gene Hassell	Yankees
1971	61	75	.449	8		28,981	Mickey Vernon	Yankees
2004	84	57	.592	2	vs. Binghamton 3-1 vs. Altoona 3-0	215,961	Mike Basso	Blue Jays
2005	68	74	.479	9		279,556	Mike Basso	Blue Jays
2006	68	73	.482	7		300,049	Doug Davis	Blue Jays
2007	70	73	.490	T-8		371,710	Bill Masse	Blue Jays
2008	61	81	.430	11		373,227	Gary Cathcart	Blue Jays
2009	64	78	.451	10		386,991	Gary Cathcart	Blue Jays
2010	79	62	.560	3	vs. Trenton 0-3	386,102	Luis Rivera	Blue Jays
2011	77	65	.542	2	vs. Reading 3-1 vs. Richmond 3-1	373,482	Sal Fasano	Blue Jays
2012	61	81	.430	11		377,317	Sal Fasano	Blue Jays
2013	68	72	.486	7		353,639	Gary Allenson	Blue Jays
2014	66	76	.465	T-9		340,299	Bobby Meacham	Blue Jays
2015	69	71	.493	T-8		348,539	Bobby Meacham	Blue Jays
2016	69	73	.486	7		338,387	Bobby Meacham	Blue Jays
2017	59	80	.424	12		284,108	Gary Allenson	Blue Jays
<b>17</b>	<b>1154</b>	<b>1239</b>	<b>.482</b>		<b>12-6</b>	<b>.667</b>		<b>4,886,441</b>

League Champions: 2004, 2011

## INDIVIDUAL SEASON

### BATTING RECORDS

<b>Games:</b>	137	Brad Emaus	2009
	137	Anthony Gose	2011
<b>At Bats:</b>	546	Ryan Goins	2012
<b>Runs</b>	101	Darin Mastroianni	2010
<b>Hits:</b>	158	Darin Mastroianni	2010
	158	Ryan Goins	2012
<b>Total Bases:</b>	261	Eric Thames	2010
<b>Doubles:</b>	37	Mike McDade	2011
<b>Triples:</b>	11	Justin Singleton	2004
<b>Home Runs:</b>	27	Chip Cannon	2006
	27	Eric Thames	2010
<b>RBI:</b>	104	Eric Thames	2010
<b>Walks:</b>	79	Ryan Schimpf	2013
<b>Strikeouts:</b>	158	Chip Cannon	2006
<b>Sacrifices:</b>	19	Ryan Goins	2012
<b>Sacrifice Flies:</b>	11	Anthony Hill	2004
<b>Stolen Bases:</b>	70	Anthony Gose	2011
<b>Average:</b>	.311	Travis d'Arnaud	2011

## TEAM SEASON

### BATTING RECORDS

	Most	Least
<b>Games:</b>	143 2007	139 2017
<b>At Bats:</b>	4877 2007	4460 2017
<b>Runs</b>	723 2010	540 2005
<b>Hits:</b>	1287 2007	1090 2009
<b>Total Bases:</b>	2064 2007	1633 2009
<b>Doubles:</b>	309 2007	214 2015
<b>Triples:</b>	41 2016	11 2006
<b>Home Runs:</b>	144 2007	84 2009
<b>RBI:</b>	672 2010	499 2005
<b>Walks:</b>	561 2010	352 2014
<b>Strikeouts:</b>	1131 2005	864 2015
<b>Sacrifices:</b>	49 2006	13 2013
<b>Sacrifice Flies:</b>	51 2010	25 2013
<b>Stolen Bases:</b>	170 2011	33 2008
<b>Average:</b>	.264 2007	.238 2009

## INDIVIDUAL SEASON

### PITCHING RECORDS

<b>Games:</b>	59	Daryl Harang	2008
<b>Complete Games:</b>	3	Brandon Magee	2008
<b>Shutouts:</b>	1	Jamie Vermilyea	2004
	1	Cam Reimers	2005
	1	Shaun Marcum	2005
	1	Kyle Yates	2006
	1	Davis Romero	2006
	1	Michael MacDonald	2006
	1	David Purcey	2007
	1	Brandon Magee	2008
	1	Marty McLeary	2009
	1	Kyle Drabek	2010
	1	Marcus Walden	2013
	1	Casey Lawrence	2014
	1	Radhames Liz	2014
	1	Taylor Cole	2015
	1	Conner Greene	2016
<b>Wins:</b>	16	Gustavo Chacin	2004
<b>Losses:</b>	15	Deck McGuire	2012
<b>Saves:</b>	24	Lee Gronkiewicz	2005
<b>Innings:</b>	171.1	Michael MacDonald	2006
<b>Walks:</b>	83	Conner Greene	2017
<b>Strikeouts:</b>	152	Joel Carreno	2011
<b>ERA:</b>	2.86	Gustavo Chacin	2004

## TEAM SEASON

### PITCHING RECORDS

	Most	Least
<b>Games:</b>	143 2007	139 2017
<b>Complete Games:</b>	6 2008	1 2016
<b>Shutouts:</b>	15 2015	5 2006, 2008
<b>Wins:</b>	84 2004	59 2017
<b>Losses:</b>	81 2008, 2012	57 2004
<b>Saves:</b>	46 2004	26 2017
<b>Innings:</b>	1264.2 2010	1175 2017
<b>Walks:</b>	561 2008	317 2005
<b>Strikeouts:</b>	1150 2013	881 2008
<b>ERA:</b>	5.00 2008	3.49 2004

*Note:* Team and Individual Records listed are for the current New Hampshire organization (2004-Present)

## 2017 NEW HAMPSHIRE FISHER CATS STATISTICS

BATTER	AVG	G	AB	R	H	2B	3B	HR	RBI	TB	BB	IBB	SO	SB	CS	OBP	SLG	OPS
Alford, Anthony	.310	68	245	41	76	14	0	5	24	105	35	2	45	18	3	.406	.429	.835
Cantwell, Patrick	.250	2	4	0	1	1	0	0	2	2	0	0	1	0	0	.250	.500	.750
#Cardenas, J.C.	.200	9	30	3	6	0	0	0	1	6	2	0	10	1	1	.250	.200	.450
Davis, Jonathan	.249	128	446	75	111	20	4	10	45	169	69	0	110	20	14	.361	.379	.740
Dean, Matt	.196	33	97	8	19	3	0	4	14	34	12	0	39	0	0	.282	.351	.632
#De La Cruz, Michael	.500	7	22	5	11	3	0	1	2	17	4	1	3	0	0	.577	.773	1.350
Diaz, Jonathan	.273	5	11	3	3	0	0	1	1	6	7	0	3	0	0	.556	.545	1.101
*Fields, Roemon	.237	16	59	7	14	2	1	0	5	18	3	0	9	7	0	.274	.305	.579
Guerrero, Emilio	.263	74	266	31	70	14	2	4	28	100	18	0	57	2	1	.311	.376	.687
Guillotte, Andrew	.244	64	213	28	52	4	1	3	10	67	20	0	43	8	7	.316	.315	.631
Gurriel, Lourdes	.241	46	170	20	41	10	0	4	28	63	10	0	30	2	0	.286	.371	.657
Heidt, Gunnar	.229	126	432	62	99	20	1	13	48	160	45	1	138	10	5	.303	.370	.673
*Hisey, Ryan	.100	3	10	0	1	0	0	0	2	1	0	0	1	0	0	.100	.100	.200
Jansen, Danny	.291	52	179	23	52	15	1	2	20	75	22	2	19	1	0	.378	.419	.797
Lopes, Tim	.271	128	469	49	127	27	4	7	50	183	49	1	86	19	9	.338	.390	.729
*Lopez, Raffy	.262	14	42	7	11	1	1	4	11	26	8	0	15	0	0	.380	.619	.999
*Loveless, Derrick	.253	69	190	35	48	9	1	1	23	62	38	0	55	2	5	.379	.326	.706
I McBroom, Ryan	.243	96	346	45	84	19	0	12	54	139	30	1	77	0	2	.321	.402	.723
*McGuire, Reese	.278	34	115	19	32	5	1	6	20	57	16	1	19	2	1	.366	.496	.861
Monsalve, Alex	.284	24	81	9	23	3	0	0	5	26	1	0	7	0	0	.310	.321	.631
Pearce, Steve	.000	4	15	0	0	0	0	0	0	0	1	0	3	0	0	.063	.000	.063
Ramirez, Harold	.266	121	444	46	118	19	2	6	53	159	32	2	65	5	3	.320	.358	.678
*Reeves, Mike	.286	7	21	1	6	2	0	0	2	8	2	0	5	0	0	.375	.381	.756
Sotillo, Andres	.200	3	10	1	2	1	0	1	2	6	1	0	5	0	0	.273	.600	.873
*Thomas, Jake	.182	14	33	2	6	2	0	0	2	8	9	0	8	0	0	.357	.242	.600
#Urena, Richard	.247	129	510	44	126	36	3	5	60	183	30	2	100	0	1	.286	.359	.645
<b>Team Total</b>	<b>.255</b>	<b>139</b>	<b>4460</b>	<b>564</b>	<b>1139</b>	<b>230</b>	<b>22</b>	<b>89</b>	<b>512</b>	<b>1680</b>	<b>464</b>	<b>13</b>	<b>953</b>	<b>97</b>	<b>52</b>	<b>.330</b>	<b>.377</b>	<b>.707</b>

PITCHER	W-L	ERA	G	GS	CG	SH	SV	IP	H	R	ER	HR	HBP	BB	SO	WHIP	AVG
*Borucki, Ryan	2-3	1.94	7	7	0	0	0	46.1	31	11	10	2	4	8	42	0.84	.187
Case, Andrew	4-0	1.58	32	0	0	0	8	40	31	7	7	1	1	10	23	1.03	.209
*Dawson, Shane	4-9	6.16	27	18	1	0	0	111	145	82	76	20	2	48	62	1.74	.317
Dean, Matt	0-0	0.00	1	0	0	0	0	1	2	0	0	0	0	0	0	2.00	.500
DeGraaf, Josh	0-0	3.45	9	1	0	0	0	15.2	15	6	6	1	0	10	11	1.60	.263
*Fernandez, Jose	1-2	5.44	41	0	0	0	4	46.1	52	30	28	4	1	26	48	1.68	.278
Glaude, Griffin	0-1	3.86	2	0	0	0	0	2.1	2	1	1	0	1	2	3	1.71	.250
*Gonzalez, Alonzo	1-4	7.49	25	0	0	0	0	33.2	40	33	28	5	0	23	25	1.87	.290
Greene, Conner	5-10	5.29	26	25	0	0	0	132.2	141	86	78	7	4	83	92	1.69	.275
Harris, Jon	7-11	5.41	26	26	0	0	0	143	169	97	86	20	4	47	113	1.51	.292
Herdenez, Yonardo	0-0	2.25	2	0	0	0	0	4	4	1	1	0	0	1	1	1.25	.286
Isaacs, Dusty	4-3	3.79	41	0	0	0	4	61.2	47	26	26	7	9	28	76	1.22	.214
*Mayza, Tim	1-1	4.59	29	0	0	0	4	33.1	32	18	17	5	1	15	42	1.41	.252
McFarland, Blake	0-0	1.42	5	0	0	0	0	6.1	4	1	1	0	0	2	7	0.95	.174
2 *Pannone, Thomas	1-2	3.63	6	6	0	0	0	34.2	31	16	14	9	2	8	29	1.13	.237
T *Pannone, Thomas	7-3	2.92	20	20	1	0	0	117	98	43	38	14	5	29	110	1.09	.227
Ramirez, Carlos	2-0	0.00	18	0	0	0	3	23.2	10	2	0	0	1	7	29	0.72	.123
Reid-Foley, Sean	10-11	5.09	27	27	0	0	0	132.2	145	82	75	22	6	53	122	1.49	.278
Rios, Francisco	3-9	4.29	23	17	0	0	0	86	90	57	41	10	1	39	63	1.50	.269
Robson, Tom	0-0	2.45	2	0	0	0	0	3.2	2	1	1	1	2	1	1	0.82	.154
Rowley, Chris	3-2	1.73	17	5	0	0	1	52	33	10	10	4	3	9	49	0.81	.179
Santos, Luis	0-1	5.68	4	0	0	0	0	6.1	6	4	4	1	0	3	4	1.42	.240
Shafer, Justin	5-2	3.41	37	0	0	0	1	58	45	23	22	6	2	26	48	1.22	.214
Smith, Murphy	0-0	8.10	2	0	0	0	0	3.1	4	3	3	0	0	1	3	1.50	.286
Sparkman, Glenn	1-1	3.12	2	2	0	0	0	8.2	6	3	3	2	0	3	6	1.04	.194
Stilson, John	0-1	3.60	4	0	0	0	0	5	4	2	2	0	0	2	5	1.20	.235
Straka, John	1-2	8.18	3	2	1	0	0	11	20	10	10	1	1	3	9	2.09	.408
Villegas, Kender	2-4	4.73	20	3	0	0	1	40	41	23	21	3	4	24	26	1.63	.265
*Young, Daniel	2-1	3.86	21	0	0	0	0	32.2	30	15	14	2	2	14	23	1.35	.236
<b>Team Total</b>	<b>59-80</b>	<b>4.47</b>	<b>139</b>	<b>139</b>	<b>2</b>	<b>6</b>	<b>26</b>	<b>1175</b>	<b>1182</b>	<b>650</b>	<b>584</b>	<b>133</b>	<b>51</b>	<b>496</b>	<b>962</b>	<b>1.43</b>	<b>.261</b>

\* = left-handed

# = switch hitter

I, 2, T = Applies to players who played with two clubs within the Eastern League this season.

I = First Team Stats Only

2 = Second team Stats Only

T = Total League Stats

# PORTLAND SEA DOGS

Major League Affiliate:  
BOSTON RED SOX  
(2003-Present)



Address: 271 Park Ave.  
Portland, ME 04102  
Telephone: (207) 874-9300  
Fax: (207) 780-0317  
E-Mail: [seadogs@seadogs.com](mailto:seadogs@seadogs.com)  
Website: [www.seadogs.com](http://www.seadogs.com)


## ADMINISTRATIVE STAFF

Chairman: Bill Burke  
Treasurer: Sally McNamara  
President: Charlie Eshbach  
Executive Vice President & General Manager: Geoff Iacussa  
Senior Vice President: John Kameisha  
Vice President, Financial & Game Operations: Jim Heffley  
Vice President, Communications & Fan Experience: Chris Cameron  
Assistant General Manager, Sales: Dennis Meehan  
Director, Corporate Sales: Justin Phillips  
Director, Broadcasting & Media Relations: Mike Antonellis  
Account Executive, Sales: John Muzzy  
Director, Creative Services: Ted Seavey  
Ticket Office Manager: Bryan Pahigian  
Assistant Ticket Office Manager: Allison Casiles  
Mascot Coordinator & Community Relations: Tim Jorn  
Ticket Office Coordinator: Alan Barker  
Ticket Office Coordinator: Samantha Fletcher  
Director, Food Service: Mike Scorza  
Assistant Director, Food Service: Greg Moyes  
Head Groundskeeper: Jason Cooke  
Home Clubhouse Manager: Mike Coziahr  
Visiting Clubhouse Manager: Juan Huitron  
Director of Game Day Operations/Head Usher: Dave McConnell  
Director of Security: Bob Mitchell  
P.A. Announcer: Paul Coughlin  
Official Scorer: Thom Hinton



GEOFF IACUSSA

## FIELD STAFF



DARREN FENSTER

Manager: Darren Fenster  
Hitting Coach: Lee May Jr.  
Pitching Coach: Paul Abbott  
Trainer: Scott Gallon  
Strength & Conditioning Coach: Chris Messina

# HADLOCK FIELD



## STADIUM INFORMATION

Name of Park: Hadlock Field  
Seating Capacity: 7,368  
Outfield Distances:  
LF: 315', CF: 400', RF: 330'  
Outfield Fence Height: 37', 8', 16'  
Year opened: 1994

## TICKET INFORMATION

Box seats: \$11.00  
Seniors & Children: \$10.00  
U.S. Cellular Pavilion: \$11.00  
Seniors & Children: \$10.00  
Reserved seats: \$10.00  
Seniors & Children: \$9.00  
Sky View: \$10.00  
Seniors & Children: \$9.00  
General Admission: \$9.00  
Seniors & Children: \$6.00  
*Note: All ticket prices increase by \$1.00 on the day of the game.*

## DIRECTIONS TO HADLOCK FIELD

**From I-295 South:** Take Exit 5A (Congress St.). Merge onto Congress St. Turn left on St. John St. Merge right onto Park Ave. Ballpark will be immediately on the left.

**From I-295 North:** Take Exit 6A (Forest Ave.). Merge onto Forest Ave., staying to right. Take right onto Rt. 77 (State St.) through Deering Oaks Park. At the light turn right onto Park Ave. Ballpark will be on the right about 1 mile down.

## BROADCAST INFORMATION

Radio: (*Flagship*) WPEI (95.5/95.9 FM), WKTQ (1450 AM), WTME (780 AM)  
Broadcaster: Mike Antonellis

## NEWSPAPER COVERAGE

*Portland Press Herald:* Kevin Thomas

## DIRECTOR OF PLAYER DEVELOPMENT

Ben Crockett  
Fenway Park  
4 Yawkey Way  
Boston, MA 02215  
(617) 226-6000

# PORTLAND RECORDS

Year	W	L	PCT.	Overall Finish	Playoff Results	Attendance	Manager	Affiliate
1994	60	81	.426	7		375,197	Carlos Tosca	Marlins
1995	86	56	.606	1	vs. New Haven 1-3	429,763	Carlos Tosca	Marlins
1996	83	58	.589	2	vs. Binghamton 3-2 vs. Harrisburg 1-3	408,503	Carlos Tosca	Marlins
1997	79	63	.556	2	vs. Norwich 3-2 vs. Harrisburg 1-3	397,117	Fredi Gonzalez	Marlins
1998	66	75	.468	7		398,800	Lynn Jones	Marlins
1999	65	77	.458	T-9		402,582	Frank Cacciatore	Marlins
2000	71	70	.504	8		370,702	Rick Renteria	Marlins
2001	77	65	.542	5		383,022	Rick Renteria	Marlins
2002	63	77	.450	T-9		382,738	Eric Fox	Marlins
2003	72	70	.507	T-5		405,021	Ron Johnson	Red Sox
2004	69	73	.486	T-7		434,684	Ron Johnson	Red Sox
2005	76	66	.535	T-2	vs. Trenton 3-2	396,277	Todd Claus	Red Sox
2006	72	67	.518	4	vs. Akron 1-3 vs. Trenton 3-1 vs. Akron 3-2	400,534	Todd Claus	Red Sox
2007	71	72	.497	T-6	vs. Trenton 1-3	421,368	Arnie Beyeler	Red Sox
2008	74	66	.529	4	vs. Trenton 0-3	412,403	Arnie Beyeler	Red Sox
2009	67	74	.475	9		404,709	Arnie Beyeler	Red Sox
2010	70	71	.496	7		390,772	Arnie Beyeler	Red Sox
2011	59	83	.415	12		369,424	Kevin Boles	Red Sox
2012	68	73	.482	8		374,930	Kevin Boles	Red Sox
2013	68	73	.482	T8		341,420	Kevin Boles	Red Sox
2014	88	54	.620	1	vs. Binghamton 2-3	359,427	Billy McMillon	Red Sox
2015	53	89	.373	12		368,291	Billy McMillon	Red Sox
2016	55	84	.396	11		374,746	Carlos Febles	Red Sox
2017	65	74	.468	7		356,153	Carlos Febles	Red Sox
<b>24</b>	<b>1677</b>	<b>1711</b>	<b>.495</b>		<b>22-30</b>	<b>.423</b>	<b>9,358,583</b>	

League Champions: 2006

## INDIVIDUAL SEASON

### BATTING RECORDS

<b>Games:</b>	141	Billy McMillon	1995
<b>At Bats:</b>	568	Julio Ramirez	1999
<b>Runs</b>	104	Ralph Millard	1995
	104	Nate Spears	2010
<b>Hits:</b>	175	Kevin Millar	1997
<b>Total Bases:</b>	309	Kevin Millar	1997
<b>Doubles:</b>	40	Jon Still	2009
<b>Triples:</b>	13	Aneury Tavarez	2016
<b>Home Runs:</b>	38	Chris Norton	1999
<b>RBI:</b>	131	Kevin Millar	1997
<b>Walks:</b>	96	Billy McMillon	1995
<b>Strikeouts:</b>	166	Josh Booty	1997
<b>Sacrifices:</b>	14	Amaury Garcia	1998
<b>Sacrifice Flies:</b>	10	Jeff Natale	2007
	10	Nate Spears	2010
<b>Stolen Bases:</b>	64	Julio Ramirez	1999
<b>Average:</b>	.342	Kevin Millar	1997

## INDIVIDUAL SEASON

### PITCHING RECORDS

<b>Games:</b>	60	Mick Pageler	1998
<b>Complete Games:</b>	6	Brandon Leese	2000
<b>Shutouts:</b>	2	Joel Adamson	1994
	2	Rey Mendoza	1996
	2	Michael Tejera	1998
	2	Tim Kester	2003
	2	Henry Owens	2014
<b>Wins:</b>	14	Henry Owens	2014
<b>Losses:</b>	16	Justin Haley	2015
<b>Saves:</b>	30	Bill Hurst	1996
<b>Innings:</b>	175.2	Brian Meadows	1997
<b>Walks:</b>	72	Charlie Zink	2004
<b>Strikeouts:</b>	183	Brent Billingsley	1998
<b>ERA:</b>	1.75	Brian Johnson	2014

## TEAM SEASON

### BATTING RECORDS

Most		Least	
143	2007	<b>139</b>	<b>2006, 2016-17</b>
4890	1997	4508	2016
824	1997	539	2015
1407	1997	1138	2002
2304	1997	1717	2001
298	2011	213	2001
47	2016	<b>18</b>	<b>2009, 2017</b>
191	1997	66	2015
765	1997	508	2015
590	2007	394	2016
1114	2009	888	2006
63	1995	8	2008
54	2008	<b>27</b>	<b>2017</b>
153	1996	54	2008
288	1997	244	2001

## TEAM SEASON

### PITCHING RECORDS

Most		Least	
143	2007	<b>139</b>	<b>2006, 2016-17</b>
14	2000	0	2008, 2010, 2015
16	2005-06	3	1994
88	2014	53	2015
89	2015	54	2014
45	1996	20	2016
1255	1995	<b>1170.1</b>	<b>2017</b>
553	2007	356	2001
1126	2013	864	2000
4.78	2011	3.24	2001

## 2017 PORTLAND SEA DOGS STATISTICS

<b>BATTER</b>	<b>AVG</b>	<b>G</b>	<b>AB</b>	<b>R</b>	<b>H</b>	<b>2B</b>	<b>3B</b>	<b>HR</b>	<b>RBI</b>	<b>TB</b>	<b>BB</b>	<b>IBB</b>	<b>SO</b>	<b>SB</b>	<b>CS</b>	<b>OBP</b>	<b>SLG</b>	<b>OPS</b>
Barfield, Jeremy	.288	92	344	62	99	21	0	27	75	201	30	0	89	1	0	.359	.584	.944
Bethea, Danny	.239	22	67	9	16	3	0	2	11	25	7	0	17	0	0	.311	.373	.684
Chavis, Michael	.250	67	248	39	62	18	0	14	39	122	20	2	56	1	0	.310	.492	.802
*De La Guerra, Chad	.270	52	196	34	53	15	0	4	23	80	23	0	48	2	1	.353	.408	.761
DePew, Jake	.218	32	101	11	22	0	0	2	11	28	8	0	20	1	0	.288	.277	.566
*Devers, Rafael	.300	77	287	48	86	19	3	18	56	165	31	4	55	0	3	.369	.575	.944
*Holt, Brock	.250	4	12	2	3	0	0	0	1	3	2	0	1	0	0	.357	.250	.607
*Lin, Tzu-Wei	.302	48	159	31	48	9	3	5	19	78	20	0	27	8	2	.379	.491	.870
Longhi, Nick	.262	62	237	26	62	15	0	6	33	95	13	0	40	0	1	.306	.401	.706
#Lopez, Deiner	.247	73	231	38	57	5	1	3	17	73	16	0	66	5	0	.296	.316	.612
Novullo, Nick	.294	6	17	0	5	0	0	0	2	5	3	0	5	0	0	.400	.294	.694
#Mars, Danny	.304	119	477	62	145	21	4	6	47	192	33	2	95	12	10	.351	.403	.754
Meneses, Heiker	.229	20	70	8	16	3	0	0	4	19	7	1	14	2	2	.295	.271	.566
Meyers, Mike	.083	3	12	1	1	1	0	0	0	2	0	0	4	0	0	.083	.167	.250
Monge, Joseph	.238	55	193	26	46	10	1	2	19	64	10	0	49	5	2	.307	.332	.638
*Ockimey, Josh	.272	31	103	12	28	7	0	3	11	44	17	1	33	0	0	.372	.427	.799
Olt, Mike	.245	113	392	51	96	23	2	16	57	171	48	0	117	0	0	.332	.436	.768
*Procyshen, Jordan	.200	68	215	25	43	9	0	4	21	64	27	0	67	0	3	.295	.298	.593
Romanski, Jake	.233	33	120	13	28	3	0	1	8	34	2	0	19	0	1	.246	.283	.529
Rosario, Jose	.140	16	50	3	7	1	0	0	3	8	2	0	13	0	1	.189	.160	.349
Rutledge, Josh	.000	1	3	0	0	0	0	0	0	0	1	0	1	0	0	.250	.000	.250
*Sturgeon, Cole	.264	118	406	43	107	21	4	6	52	154	39	0	86	11	4	.326	.379	.705
*Tavarez, Aneury	.377	18	61	13	23	3	0	1	6	29	12	0	6	6	3	.473	.475	.948
#Tobias, Josh	.268	92	332	32	89	19	0	3	34	117	19	3	72	4	3	.321	.352	.674
Tovar, Carlos	.000	1	5	0	0	0	0	0	0	0	0	0	1	0	0	.000	.000	.000
*Urrutia, Henry	.284	63	211	30	60	13	0	3	29	82	23	0	49	4	2	.360	.389	.749
<b>Team Total</b>	<b>.264</b>	<b>139</b>	<b>4549</b>	<b>619</b>	<b>1202</b>	<b>239</b>	<b>18</b>	<b>126</b>	<b>578</b>	<b>1855</b>	<b>413</b>	<b>13</b>	<b>1050</b>	<b>62</b>	<b>38</b>	<b>.331</b>	<b>.408</b>	<b>.739</b>
<b>PITCHER</b>	<b>W-L</b>	<b>ERA</b>	<b>G</b>	<b>GS</b>	<b>CG</b>	<b>SH</b>	<b>SV</b>	<b>IP</b>	<b>H</b>	<b>R</b>	<b>ER</b>	<b>HR</b>	<b>HBP</b>	<b>BB</b>	<b>SO</b>	<b>WHIP</b>	<b>AVG</b>	
*Ball, Trey	7-12	5.27	25	24	2	0	0	124.2	161	93	73	17	6	57	103	1.75	.322	
*Barfield, Jeremy	0-1	3.00	1	0	0	0	0	3	2	1	1	1	0	0	3	0.67	.182	
Barnes, Matt	0-0	0.00	1	1	0	0	0	1	1	0	0	0	0	1	1	2.00	.250	
*Beeks, Jalen	5-1	2.19	9	9	1	1	0	49.1	35	12	12	3	3	22	58	1.16	.199	
Bethea, Danny	0-0	27.00	1	0	0	0	0	0.1	3	1	1	1	0	0	0	9.00	.750	
Buttrey, Ty	1-4	3.72	30	0	0	0	4	46	39	22	19	1	2	23	56	1.35	.234	
Callahan, Jamie	4-1	1.38	10	0	0	0	2	13	8	2	0	0	0	0	20	0.62	.170	
Cosart, Jake	5-2	3.10	38	0	0	0	2	49.1	28	23	17	5	5	41	52	1.40	.163	
Dahlstrand, Jacob	5-4	6.66	29	8	0	0	0	77	93	60	57	9	2	46	38	1.81	.308	
*Drehoff, Jake	1-2	9.53	11	3	0	0	0	28.1	43	33	30	5	0	11	28	1.91	.352	
*Elias, Roenis	0-1	3.38	1	1	0	0	0	2.2	2	1	1	1	0	1	1	1.13	.200	
Grover, Taylor	3-5	5.16	29	7	0	0	0	75	77	47	43	11	3	33	82	1.47	.263	
*Jerez, Williams	2-0	3.16	29	0	0	0	4	51.1	50	21	18	3	1	17	47	1.31	.258	
*Jimenez, Dedgar	5-0	2.91	8	8	0	0	0	46.1	45	16	15	4	2	18	25	1.36	.253	
Kelley, Trevor	1-1	3.62	16	0	0	0	0	27.1	28	12	11	1	2	7	17	1.28	.267	
Lakins, Travis	0-4	6.23	8	8	0	0	0	30.1	34	25	21	2	1	21	19	1.81	.301	
Maddox, Austin	0-1	1.35	10	0	0	0	2	13.1	9	2	2	0	1	5	8	1.05	.205	
McAvoy, Kevin	6-9	4.28	22	21	0	0	0	117.2	117	65	56	8	11	46	97	1.39	.260	
*Owens, Henry	3-6	4.58	12	12	0	0	0	57	40	34	29	2	11	55	49	1.67	.205	
Pimentel, Yankory	1-0	6.00	4	0	0	0	1	6	5	4	4	2	0	3	6	1.33	.208	
*Poyner, Bobby	0-1	0.94	27	0	0	0	9	38.1	19	7	4	2	1	11	52	0.78	.142	
*Rodriguez, Eduardo	0-1	15.00	1	1	0	0	0	3	9	6	5	1	0	0	3	3.00	.529	
Smith, Carson	0-1	54.00	1	1	0	0	0	0.1	0	2	2	0	0	3	0	9.00		
*Smith, Josh	5-1	3.26	33	0	0	0	1	66.1	61	27	24	5	8	34	75	1.43	.243	
Stankiewicz, Teddy	5-6	5.03	25	23	1	0	0	139.2	169	83	78	13	9	36	107	1.47	.303	
Villanueva, Elih	5-5	7.85	14	12	0	0	0	57.1	85	53	50	12	4	15	48	1.74	.337	
*Ysla, Luis	1-5	5.05	29	0	0	0	1	46.1	47	28	26	2	0	32	44	1.71	.266	
<b>Team Total</b>	<b>65-74</b>	<b>4.62</b>	<b>139</b>	<b>139</b>	<b>4</b>	<b>12</b>	<b>26</b>	<b>1170.1</b>	<b>1210</b>	<b>680</b>	<b>601</b>	<b>111</b>	<b>72</b>	<b>538</b>	<b>1039</b>	<b>1.49</b>	<b>.269</b>	

\* = left-handed

# = switch hitter

*I, 2, T* = Applies to players who played with two clubs within the Eastern League this season.

*I* = First Team Stats Only    *2* = Second team Stats Only    *T* = Total League Stats

# READING FIGHTIN PHILS

Major League Affiliate:  
PHILADELPHIA PHILLIES  
(1967-Present)

Address: 1900 South Centre Avenue  
Reading, PA 19605  
Telephone: (610) 375-8469  
Fax: (610) 373-5868  
E-Mail: [info@fightins.com](mailto:info@fightins.com)  
Website: [www.fightins.com](http://www.fightins.com)



## ADMINISTRATIVE STAFF

Managing Partner: Craig Stein  
General Manager: Scott Hunsicker  
Exec. Director, Sales: Joe Bialek  
Exec. Director, Operations: Matt Hoffmaster  
Exec. Director, Baseball Operations & Merchandise:  
Kevin Sklenarik  
Exec. Director, Tickets: Mike Becker  
Exec. Director, Community & Fan Development: Mike Robinson  
Exec. Director, Business Development: Anthony Pignetti  
Controller: Kris Haver  
Head Groundskeeper: Dan Douglas  
Chief Director, Promotions: Todd Hunsicker  
Director, Marketing & Exec. Director, Baseballtown Charities:  
Tonya Petrunak  
Video Director: Andy Kauffman  
Director, Food & Beverage: Travis Hart  
Office Manager: Deneen Giesen  
Director, Groups: Jon Nally  
Director, Public Relations & Media Relations & Radio Broadcaster:  
Mike Ventola  
Director, Client Fulfillment/Clubhouse Operations: Andrew Nelson  
Director, Extra Events: Stephen Thomas  
Director, Graphic Arts/Merchandise: Ryan Springborn  
Asst. Director, Groups: Brian Wells  
Asst. Director, Operations: Jarred Smeltz  
Asst. Director, Food & Beverage: Nick Crosby



SCOTT HUNSICKER

## FIELD STAFF



GREG LEGG

Manager: Greg Legg  
Hitting Coach: Kevin Riggs  
Pitching Coach: Steve Schrenk  
Assistant Coach: Rico Brogna  
Athletic Trainer: Mickey Kozack  
Strength & Conditioning Coach: Mike Lidge



# FIRSTENERGY STADIUM



## STADIUM INFORMATION

Name of Park: FirstEnergy Stadium  
Capacity: 9,000  
Outfield Distances:  
LF: 330', CF: 400', RF: 330'  
Year Opened: 1951

## TICKET INFORMATION

Dugout Suite: \$25.00  
Blue Field Box: \$11.00  
Green Box Seats: \$9.00  
Adult General Admission: \$7.00  
Child & Senior General Admission: \$5.00  
*Note: All ticket prices increase by \$2.00 on the day of the game.*

## DIRECTIONS TO FIRSTENERGY STADIUM

**From the EAST - Via the Turnpike:** Take the Turnpike west to the Morgantown exit, to 176 North, to 422 West, to Route 12 East, to the Route 61 South Exit. The stadium is one block down on the right.

**Via the Schuylkill Expressway:** Take 76 West to King of Prussia, to 422 West toward Pottstown, to Route 12 East, to the Route 61 South Exit. The stadium is one block down on the right.

**From the WEST - Via Route 422:** Take 422 East to Route 222 North, to Route 12 East, to the Route 61 South Exit. The stadium is one block down on the right.

**Via Route 78:** Take 78 East to the Route 61 South Exit. The stadium is on the north side of Reading on the right.

**From the NORTH:** Take Route 222 South to Route 61 South Exit. The stadium is on Route 61 South approximately four miles down on the right hand side.

**From the SOUTH:** Take Route 222 North to Route 12 East to Route 61 South, the Stadium will be one block down on the right.

## BROADCAST INFORMATION

Radio: 610 AM Sports

Online: [www.fightins.com](http://www.fightins.com)

Broadcasters: Michael Ventola, Gregg Caserta

Television: Service Electric

Broadcasters: Steve Degler, Tim Neiman

## NEWSPAPER COVERAGE

*Reading Eagle:* Mike Drago

*Pottsville Republican:* Leroy Boyer

## DIRECTOR OF PLAYER DEVELOPMENT

Joe Jordan

Citizens Bank Park

One Citizens Bank Way

Philadelphia, PA 19148

(215) 463-6000

# READING RECORDS

Year	W	L	PCT.	Overall Finish	Playoff Results	Attendance	Manager	Affiliate
1933	80	56	.588	2			Nemo Leibold	Red Sox
1934	72	66	.522				Nemo Leibold	Red Sox
	37	32	.536	2 (1st half)				
	35	34	.507	4 (2nd half)				
1952	75	63	.543	3	vs. Albany 4-1	97,757	Kerby Farrell	Indians
					vs. Binghamton 1-4			
1953	101	47	.682	1	vs. Schenectady 4-2	106,368	Kerby Farrell	Indians
					vs. Binghamton 2-4			
1954	71	69	.507	4	vs. Elmira 4-0	76,076	Merrill May	Indians
					vs. Albany 1-4			
1955	84	53	.613	1	vs. Schenectady 1-3	99,142	Jo Jo White	Indians
1956	80	59	.576	3	vs. Binghamton 3-0	102,418	Don Heffner	Indians
					vs. Schenectady 0-3			
1957	74	66	.529	3	vs. Schenectady 3-0	95,528	Jo Jo White	Indians
					vs. Albany 3-1			
1958	75	58	.564			70,722	Clyde McCullouch	Indians
	40	31	.563	2 (1st half-S)				
	35	27	.565	2 (2nd half-S)				
1959	71	69	.507	5		81,311	Al Hollingsworth	Indians
1960	69	71	.493	4	vs. Williamsport 0-2	75,777	Ray Mueller	Indians
1961	59	81	.421	6		53,283	Ray Mueller	Indians
1963	61	79	.436	6		46,541	Eddie Popowski	Red Sox
1964	80	60	.571	2		51,200	Eddie Popowski	Red Sox
1965	53	86	.381	6		40,594	George Kurowski	Indians
1967	70	69	.504	3 (West Div.)		85,559	Frank Lucchesi	Phillies
1968	81	59	.579	2	vs. Binghamton 2-1	107,168	Frank Lucchesi	Phillies
					vs. Pittsfield 3-1			
1969	81	59	.579	2	vs. Elmira 0-1	69,350	Bob Wellman	Phillies
1970	78	69	.553	2		96,684	Andy Seminick	Phillies
1971	72	67	.518	2 (Nat. Div.)		78,737	Nolan Campbell	Phillies
1972	70	69	.504	4 (Nat. Div.)		65,874	Jim Bunning	Phillies
1973	76	62	.551	1 (Nat. Div.)	vs. Pittsfield 3-1	76,651	Cal Emery	Phillies
1974	69	66	.511	3 (Nat. Div.)		73,509	Bob Wellman	Phillies
1975	84	53	.613		vs. Bristol 0-3	85,257	Bob Wellman	Phillies
	41	20	.672	1 (1st half)				
	43	33	.566	2 (2nd half)				
1976	54	82	.397	3 (Sou. Div.)		71,152	Bob Wellman Granville Hamner	Phillies
1977	63	75	.457	3 (Can-Am Div.)		57,540	Lee Elia	Phillies
1978	79	57	.581	2	vs. Bristol 0-2	66,969	Lee Elia	Phillies
1979	77	61	.558			84,200	Jim Snyder	Phillies
	37	32	.536	2 (1st half)				
	40	29	.580	2 (2nd half)				
1980	78	61	.561		vs. Waterbury 0-2	97,235	Ron Clark	Phillies
	30	39	.434	3 (1st half-S)				
	48	22	.686	1 (2nd half-S)				
1981	76	63	.547		vs. Bristol 0-2	117,050	Ron Clark	Phillies
	42	28	.600	1 (1st half-S)				
	34	35	.493	2 (2nd half-S)				
1982	63	75	.450			81,875	John Felske	Phillies
	33	31	.516	3 (1st half-S)				
	30	44	.405	3 (2nd half-S)				
1983	96	44	.686	1	vs. New Britain 1-2	88,484	Bill Dancy	Phillies
1984	56	83	.403	8		67,333	Bill Dancy	Phillies
1985	58	79	.423	8		76,819	Tony Taylor	Phillies
1986	77	59	.566	1	vs. Glens Falls 3-1	83,506	George Culver	Phillies
					vs. Vermont 2-3			
1987	76	63	.547	3	vs. Harrisburg 2-3	100,895	George Culver	Phillies
1988	67	69	.493	5		144,107	Bill Dancy	Phillies
1989	68	71	.489	4	vs. Albany 1-3	178,734	Mike Hart	Phillies
1990	55	82	.401	8		204,240	Don McCormack	Phillies

1991	72	68	.514	5		250,610	Don McCormack	Phillies
1992	61	77	.442	6		287,078	Don McCormack	Phillies
1993	62	78	.443	7		313,083	Don McCormack	Phillies
1994	58	82	.414	9		338,249	Bill Dancy	Phillies
1995	73	69	.514	3	vs. Trenton 3-0 vs. New Haven 3-2	383,984	Bill Dancy	Phillies
1996	66	75	.468	7-T		375,326	Bill Robinson	Phillies
1997	74	68	.521	4		398,182	Al LeBoeuf	Phillies
1998	56	85	.397	10		414,658	Al LeBoeuf	Phillies
1999	73	69	.514	5		448,367	Gary Varsho	Phillies
2000	85	57	.599	1	vs. Harrisburg 3-0 vs. New Haven 1-3 vs. Erie 3-1 co-champions w/ New Britain	452,343	Gary Varsho	Phillies
2001	77	65	.542	4		458,585	Gary Varsho	Phillies
2002	76	66	.535	4		486,570	Greg Legg	Phillies
2003	62	79	.440	T-10		465,717	Greg Legg	Phillies
2004	64	77	.454	9		478,257	Greg Legg	Phillies
2005	69	73	.486	8		469,105	Steve Swisher	Phillies
2006	71	69	.507	5		460,216	P.J. Forbes	Phillies
2007	70	71	.496	T-6		466,385	P.J. Forbes	Phillies
2008	53	89	.373	12		436,789	P.J. Forbes	Phillies
2009	75	67	.528	3	vs. Akron 0-3	460,791	Steve Roadcap	Phillies
2010	69	72	.489	8		456,466	Steve Roadcap	Phillies
2011	74	68	.521	5	vs. New Hampshire 1-3	456,957	Mark Parent	Phillies
2012	76	66	.535	4	vs. Trenton 1-3	426,623	Dusty Wathan	Phillies
2013	62	80	.437	12		436,134	Dusty Wathan	Phillies
2014	66	76	.465	T-10		394,458	Dusty Wathan	Phillies
2015	80	61	.567	1	vs. Binghamton 3-0 vs. Bowie 2-3 vs. Trenton 1-3	417,010	Dusty Wathan	Phillies
2016	89	52	.631	1		420,320	Dusty Wathan	Phillies
2017	72	68	.514	T-4		411,698	Greg Legg	Phillies
<b>66</b>	<b>4714</b>	<b>4507</b>	<b>.511</b>		<b>63-67 .485</b>	<b>14,462,066</b>		

*Note:* Attendance records are incomplete for 1933 and 1934 seasons  
League Champions: 1957, 1968, 1973, 1995, 2001

**INDIVIDUAL SEASON  
BATTING RECORDS**

**TEAM SEASON  
BATTING RECORDS**

				<b>Most</b>	<b>Least</b>
<b>Games:</b>	141	Greg Luzinski	1970	149	1953@
	141	Nate Espy	2002		134
	141	Jeff Inglin	2003		1958
<b>At Bats:</b>	559	Ray Flood	1933	4871	2005
<b>Runs</b>	112	James Cleverly	1953@	801	1983
<b>Hits:</b>	189	Ray Flood	1933	1358	1953@
<b>Total Bases:</b>	308	Dylan Cozens	2016	2186	2016
<b>Doubles:</b>	39	David Doster	1995	273	2015
	39	Greg Jacobs	2007		141
<b>Triples:</b>	20	Ray Flood	1933	78	1953@
<b>Home Runs:</b>	40	Dylan Cozens	2016	185	2016
<b>RBI:</b>	125	Dylan Cozens	2016	747	2016
<b>Walks:</b>	132	Bob Beall	1972	699	1964
<b>Strikeouts:</b>	186	Dylan Cozens	2016	1181	2016
<b>Sacrifices:</b>	18	Andy Machado	2002	110	1954
<b>Sacrifice Flies:</b>	14	George Vukovich	1979	67	2012
<b>Stolen Bases:</b>	90	Jeff Stone	1983	272	1983
<b>Average:</b>	.349	Randy Ruiz	2005	.288	1980
					.232
					1965

**INDIVIDUAL SEASON  
PITCHING RECORDS**

**TEAM SEASON  
PITCHING RECORDS**

				<b>Most</b>	<b>Least</b>
<b>Games:</b>	67	Wayne Gomes	1996	149	1953@
<b>Complete Games:</b>	19	Warren Brusstar	1976	64	1975
<b>Shutouts:</b>	6	Gene Rounsaville	1968	21	1968
<b>Wins:</b>	19	Mark Davis	1980	101	1953@
<b>Losses:</b>	17	Warren Brusstar	1976	89	2008
<b>Saves:</b>	30	Stephen Shackleford	2015	53	2000
<b>Innings:</b>	226	Larry Locke	1956	1269.1	2000
<b>Walks:</b>	126	Julius Grant	1960	653	1982
<b>Strikeouts:</b>	192	Gary Bell	1956	1133	2011
<b>ERA:</b>	1.83	Brooks Lawrence	1953@	5.23	2008
					2.17
					1968

\*Team batting records do not include 1933-1934 seasons.

\*\*Team pitching records are incomplete for seasons prior to 1963  
@1953 season had 154 scheduled games

# 2017 READING FIGHTIN PHILS STATISTICS

BATTER	AVG	G	AB	R	H	2B	3B	HR	RBI	TB	BB	IBB	SO	SB	CS	OBP	SLG	OPS
Angula, Osmel	.244	25	82	10	20	5	1	3	13	36	11	0	15	0	0	.330	.439	.769
Antequera, Jose	.250	2	4	1	1	0	0	0	0	1	0	0	0	0	0	.250	.250	.500
Bossart, Austin	.250	1	4	0	1	0	0	0	0	1	0	0	1	0	0	.250	.250	.500
*Brown, Aaron	.222	28	90	6	20	3	0	2	8	29	1	0	34	0	1	.239	.322	.561
Campbell, Derek	.162	13	37	3	6	1	0	1	2	10	0	0	10	0	0	.184	.270	.454
Canelo, Malquin	.226	112	389	50	88	22	2	6	34	132	42	0	113	12	5	.301	.339	.640
*Coppola, Zachary	.252	85	325	46	82	9	1	0	24	93	38	0	61	29	9	.330	.286	.616
Fisher, Joel	.154	9	26	3	4	0	0	1	2	7	5	0	11	0	0	.290	.269	.560
Flores, Jorge	.231	9	26	1	6	2	0	0	4	8	1	0	7	0	0	.241	.308	.549
Green, Zach	.222	15	45	3	10	2	0	1	5	15	3	0	20	0	0	.294	.333	.627
Grullon, Deivi	.229	23	83	10	19	3	0	4	13	34	5	0	19	0	0	.270	.410	.679
*Herrera, Odubel	1.000	1	2	2	2	0	0	1	2	5	1	0	0	0	0	1.000	2.500	3.500
Kendrick, Howie	.250	1	4	2	1	0	0	1	1	4	0	0	0	0	0	.250	1.000	1.250
Kingery, Scott	.313	69	278	62	87	18	5	18	44	169	28	2	51	19	3	.379	.608	.987
*Marrero, Christian	.400	10	35	5	14	2	0	2	7	22	4	1	5	0	0	.462	.629	1.090
*Martin, Kyle	.193	123	436	60	84	15	1	22	68	167	50	3	134	2	1	.288	.383	.671
Martinez, Harold	.232	38	99	17	23	6	0	1	6	32	10	1	20	0	0	.309	.323	.632
#Mora, Angelo	.295	80	298	42	88	19	3	9	47	140	24	1	60	4	2	.348	.470	.818
#Nava, Daniel	.250	1	4	1	1	0	0	0	0	1	0	0	0	0	0	.250	.250	.500
#Numata, Chace	.249	84	305	32	76	17	1	4	28	107	30	2	37	0	1	.318	.351	.668
*Pullin, Andrew	.308	67	266	40	82	22	1	14	46	148	22	0	43	2	0	.368	.556	.925
2 Rickles, Nick	.274	26	95	9	26	8	0	4	12	46	5	0	9	1	0	.304	.484	.788
T Rickles, Nick	.260	28	100	9	26	8	0	4	12	46	5	0	11	1	0	.290	.460	.750
*Rodriguez, Herlis	.280	9	25	2	7	2	0	1	3	12	0	0	8	0	0	.280	.480	.760
*Sandberg, Cord	.263	33	99	11	26	6	0	4	11	44	3	0	30	1	0	.282	.444	.726
*Stankiewicz, Drew	.302	53	149	19	45	6	1	4	16	65	21	1	29	1	1	.392	.436	.828
*Stassi, Brock	.333	2	6	1	2	0	0	0	1	2	1	0	0	0	0	.429	.333	.762
Tocci, Carlos	.307	113	430	59	132	19	7	2	48	171	29	0	66	4	5	.362	.398	.760
Tomscha, Damek	.314	48	159	22	50	5	0	4	17	67	11	0	18	1	0	.374	.421	.795
Tromp, Jiandido	.285	122	456	64	130	31	3	18	62	221	28	0	112	10	7	.329	.485	.813
*Walding, Mitch	.236	99	351	52	83	15	4	25	62	181	44	0	127	1	1	.327	.516	.842
<b>Team Total</b>	<b>.261</b>	<b>140</b>	<b>4700</b>	<b>642</b>	<b>1226</b>	<b>240</b>	<b>30</b>	<b>153</b>	<b>590</b>	<b>1985</b>	<b>423</b>	<b>11</b>	<b>1080</b>	<b>87</b>	<b>36</b>	<b>.326</b>	<b>.422</b>	<b>.749</b>

PITCHER	W-L	ERA	G	GS	CG	SH	SV	IP	H	R	ER	HR	HBP	BB	SO	WHIP	AVG
Anderson, Drew	9-4	3.59	21	21	0	0	0	107.2	81	49	43	13	8	40	86	1.12	.207
Arano, Victor	1-2	4.19	32	0	0	0	9	38.2	39	20	18	7	1	11	38	1.29	.264
Arauz, Harold	0-0	0.00	1	0	0	0	0	2.1	3	0	0	0	0	2	3	2.14	.300
Bergjans, Tommy	1-6	6.57	12	11	0	0	0	50.2	64	41	37	13	2	14	40	1.54	.314
Casimiro, Ranfi	1-5	3.57	20	4	0	0	1	45.1	43	22	18	5	0	12	31	1.21	.251
2 *Clevinger, Garrett	0-1	5.28	11	0	0	0	1	15.1	19	13	9	1	1	9	17	1.83	.317
T *Clevinger, Garrett	2-5	6.00	38	0	0	0	4	54	57	42	36	5	5	32	59	1.65	.265
*Davis, Austin	4-2	2.87	32	0	0	0	1	47	45	17	15	3	1	20	46	1.38	.257
*DeNato, Joey	5-1	1.09	22	0	0	0	0	33	27	4	4	0	1	22	24	1.48	.233
Eickhoff, Jerad	0-1	1.80	1	1	0	0	0	5	2	1	1	1	0	1	5	0.60	.118
Eshelman, Tom	3-0	3.10	5	5	0	0	0	29	27	11	10	6	1	5	22	1.10	.257
*Garcia, Elniery	2-1	1.75	5	5	0	0	0	25.2	17	8	5	0	1	17	10	1.32	.193
Hockenberry, Matt	0-0	30.37	4	0	0	0	0	2.2	7	9	9	0	0	5	3	4.50	.538
*Hollands, Mario	1-0	4.15	10	0	0	0	1	13	15	9	6	1	0	12	9	2.08	.288
*Irvin, Cole	5-3	4.06	13	13	0	0	0	84.1	72	41	38	12	5	24	66	1.14	.228
Kilome, Franklyn	1-3	3.64	5	5	0	0	0	29.2	25	15	12	2	0	15	20	1.35	.238
*Leibrandt, Brandon	6-2	3.34	13	13	0	0	0	72.2	77	29	27	4	0	23	52	1.38	.284
Martinez, Harold	0-0	0.00	1	0	0	0	0	1	0	0	0	0	0	0	0	0.00	.000
Murray, Colton	0-0	1.46	8	0	0	0	3	12.1	9	2	2	0	1	1	18	0.81	.209
Nunez, Miguel	1-4	3.57	24	2	0	0	3	35.1	31	14	14	4	2	20	25	1.44	.244
Richy, John	1-3	7.16	10	6	0	0	0	32.2	51	28	26	3	1	10	22	1.87	.362
Rios, Yacksel	1-2	1.89	24	0	0	0	2	38	22	12	8	2	2	10	47	0.84	.168
Rivero, Alexis	4-3	4.08	35	1	0	0	2	57.1	55	29	26	7	1	23	46	1.36	.257
Sanchez, Mario	4-2	2.88	19	7	0	0	0	56.1	52	20	18	7	2	13	32	1.15	.251
*Singer, Jeff	0-2	5.54	12	0	0	0	2	13	11	9	8	1	2	9	12	1.54	.220
Taveras, Jose	0-1	3.97	2	2	0	0	0	11.1	10	5	5	2	0	1	11	0.97	.233
Therrien, Jesen	2-1	1.26	21	0	0	0	7	28.2	14	5	4	1	0	3	39	0.59	.149
Tirado, Alberto	0-0	6.75	10	0	0	0	0	12	13	9	9	0	2	19	8	2.67	.283
Velasquez, Vince	0-0	6.00	1	1	0	0	0	3	3	3	2	1	0	1	4	1.33	.250
Viza, Tyler	10-10	5.22	26	26	1	0	0	139.2	152	90	81	20	9	48	100	1.43	.277
Waguespack, Jacob	3-2	3.65	7	6	0	0	0	37	37	17	15	2	2	16	35	1.43	.262
Watson, Shane	4-5	4.10	33	11	0	0	1	83.1	97	42	38	12	4	40	45	1.64	.299
*Windle, Tom	3-2	4.24	36	0	0	0	2	51	37	26	24	4	3	21	44	1.14	.200
<b>Team Total</b>	<b>72-68</b>	<b>3.94</b>	<b>140</b>	<b>140</b>	<b>1</b>	<b>8</b>	<b>35</b>	<b>1214</b>	<b>1157</b>	<b>600</b>	<b>532</b>	<b>134</b>	<b>52</b>	<b>467</b>	<b>960</b>	<b>1.34</b>	<b>.254</b>

\* = left-handed

# = switch hitter

I, 2, T = Applies to players who played with two clubs within the Eastern League this season.

I = First Team Stats Only

2 = Second team Stats Only

T = Total League Stats

# RICHMOND FLYING SQUIRRELS

Major League Affiliate:  
**SAN FRANCISCO GIANTS**  
(2010-Present)



Address: 3001 N. Boulevard  
Richmond, VA 23230  
Telephone: (804) 359-3866  
Fax: (804) 359-1373  
E-Mail: [info@squirrelsbaseball.com](mailto:info@squirrelsbaseball.com)  
Website: [www.squirrelsbaseball.com](http://www.squirrelsbaseball.com)

## ADMINISTRATIVE STAFF

Managing Partner: Lou DiBella  
Chief Executive Manager: Chuck Domino  
Vice President & Chief Operating Officer: Todd Parnell  
General Manager: Ben Rothrock  
Exec. Director of Business Development: Marty Steele  
Exec. Director of Community Outreach: Megan Angstadt  
Exec. Director of Corporate Partnerships: Ben Terry  
Exec. Director of Field & Ballpark Operations: Steve Ruckman  
Exec. Director of Group Sales: Camp Peery  
Exec. Director of Promotions & Marketing: Anthony Oppermann  
Exec. Director of Ticket Sales: Patrick Flower  
Director of Broadcasting & Media: Jay Burnham  
Director of Food & Beverage: Josh Barban  
Director of Stadium Operations: Evan Smith  
Community Relations Manager: Matt Wease  
Field Operations Manager: Keith Salmon  
Marketing & Promotions Manager: Hannah DeFrank  
Merchandise & Kids Club Manager: Lynnse Caler  
Assistant Director of Group Sales: Chris Walker  
Suites Coordinator: Sam Mireles  
Corporate Sales Executives: Michael Caddell, Shelby Moody  
Gameday Personnel Coordinator & Ticket Sales Executive:  
Stacey Shippey  
Group Sales Executives: Garrett Erwin, Caroline Phipps  
Food & Beverage Assistant: Malcolm Mountcastle  
Controller: Faith Casey-Harris  
Assistant Controller: Debbie Srock



TODD PARNELL

## FIELD STAFF



WILLIE HARRIS

Manager: Willie Harris  
Hitting Coach: Francisco Morales  
Pitching Coach: Glenn Dishman  
Special Assistant: Gene Clines  
Bullpen Coach: Eliezer Zambrano  
Athletic Trainer: Hiro Sato  
Strength & Conditioning Coach: Jonathan Medici

# THE DIAMOND



## STADIUM INFORMATION

Name of Park: The Diamond  
Seating Capacity: 9,560  
Outfield Distances:  
LF: 330', CF: 402', RF: 330'  
Year opened: 1985

## TICKET INFORMATION

Field Level: \$12.00  
Terrace Level: \$10.00  
General Admission: \$8.00

*Note: Field Level and Terrace Level prices increase by \$2.00 on day of game. General Admission prices increase by \$1.00 on day of game.*

## DIRECTIONS TO THE DIAMOND

**From the North/South:** I-95, traveling north or south, Exit 78 (Boulevard-161 Exit). The Diamond is two blocks south after exiting.

**From the East/West:** I-64, traveling east or west, will merge with I-95. Use Exit 78 (Boulevard-161 Exit) off I-95. The Diamond is two blocks south after exiting.

**From Powhite Parkway:** Travel Powhite Parkway to I-195 north, take the Broad St. exit and turn left onto Roseneath Rd., take the second right (Moore St.) and follow it the Boulevard (161), turn left onto the Boulevard which will take you past The Diamond.

## BROADCAST INFORMATION

Radio: *Flagship:* WRNL (910 AM)  
Broadcasters: Jay Burnham, Sam Ravech

## NEWSPAPER COVERAGE

*Richmond Times Dispatch:* John O'Connor

## VICE PRESIDENT OF PLAYER DEVELOPMENT

David Bell  
AT&T Park  
24 Willie Mays Plaza  
San Francisco, CA 94107  
(415) 972-2000

# RICHMOND FLYING SQUIRRELS RECORDS

Year	W	L	PCT.	Overall Finish	Playoff Results	Attendance	Manager	Affiliate
2010	68	73	.482	9		463,842	Andy Skeels	Giants
2011	76	66	.535	3	vs. Harrisburg 3-0 vs. New Hampshire 1-3	447,520	Dave Machemer	Giants
2012	70	71	.496	7		438,002	Dave Machemer	Giants
2013	70	72	.493	6		434,769	Dave Machemer	Giants
2014	79	63	.556	3	vs. Akron 3-1 vs. Binghamton 0-3	418,147	Russ Morman	Giants
2015	72	68	.514	T-5		417,828	Jose Alguacil	Giants
2016	62	79	.440	T-9		390,693	Miguel Ojeda	Giants
2017	63	77	.450	9		386,185	Kyle Haines	Giants
<b>8</b>	<b>560</b>	<b>569</b>	<b>.496</b>		<b>7-7 .500</b>	<b>3,396,986</b>		

## INDIVIDUAL SEASON BATTING RECORDS

## TEAM SEASON BATTING RECORDS

				Most	Least
<b>Games:</b>	137	Charlie Culberson	2011	142	2011, 2013-14
	137	Daniel Mayora	2012		<b>140</b> 2015, 2017
	137	Joe Panik	2013		
<b>At Bats:</b>	553	Charlie Culberson	2011	4764	2010
<b>Runs:</b>	74	Mark Minicozzi	2013	611	2013
<b>Hits:</b>	153	Thomas Neal	2010	1217	2016
<b>Total Bases:</b>	233	Javier Herrera	2013	1772	2013
<b>Doubles:</b>	40	Thomas Neal	2010	243	2013, 2016
<b>Triples:</b>	10	Juan Perez	2011	47	2010
<b>Home Runs:</b>	18	Jarrett Parker	2013	109	2013
	18	Mario Lisson	2014		61 2015
<b>RBI:</b>	76	Mario Lisson	2014	577	2013
	76	Ricky Oropesa	2015		462 2015
<b>Walks:</b>	62	Mark Minicozzi	2013	510	2013
<b>Strikeouts:</b>	161	Jarrett Parker	2013	1115	2013
<b>Sacrifices:</b>	21	Rando Moreno	2015	62	2015
<b>Sacrifice Flies:</b>	11	Daniel Mayora	2012	49	2012
<b>Stolen Bases:</b>	49	Kelby Tomlinson	2014	168	2014
<b>Average:</b>	.332	Matt Duffy	2014	.257	2016
					.247 2011

## INDIVIDUAL SEASON PITCHING RECORDS

## TEAM SEASON PITCHING RECORDS

				Most	Least
<b>Games:</b>	58	Phil McCormick	2013	142	2011, 2013-14
	58	Phil McCormick	2015		<b>140</b> 2015, 2017
<b>Complete Games:</b>	<b>2</b>	<b>Cory Taylor</b>	<b>2017</b>	<b>5</b>	<b>2017</b>
<b>Shutouts:</b>	1	Mike MacDonald	2010	15	2012-13
	1	David Mixon	2010		<b>8</b> 2017
	1	Michael Kickham	2012		
	1	Kelvin Marte	2014		
	1	Jack Snodgrass	2014		
	1	Kelvin Marte	2015		
	1	Tyler Beede	2016		
	<b>1</b>	<b>Matt Gage</b>	<b>2017</b>		
	<b>1</b>	<b>Dan Slania</b>	<b>2017</b>		
	<b>1</b>	<b>Cory Taylor</b>	<b>2017</b>		
<b>Wins:</b>	12	Jack Snodgrass	2013	79	2014
<b>Losses:</b>	12	Craig Westcott	2013	79	2016
<b>Saves:</b>	23	Rafael Cova	2010	46	2015
<b>Innings:</b>	165.0	Craig Westcott	2012	1253.2	2010
<b>Walks:</b>	75	Michael Kickham	2012	559	2013
<b>Strikeouts:</b>	165	Eric Surkamp	2011	1096	2011
<b>ERA:</b>	2.02	Eric Surkamp	2011	4.32	2013
					3.12 2015

# 2017 RICHMOND FLYING SQUIRRELS STATISTICS

BATTER	AVG	G	AB	R	H	2B	3B	HR	RBI	TB	BB	IBB	SO	SB	CS	OBP	SLG	OPS
Arnold, Jeff	.184	61	185	19	34	10	1	6	22	64	29	2	70	0	1	.300	.346	.646
Bednar, Brandon	.280	117	411	54	115	24	1	1	34	144	26	0	63	2	2	.326	.350	.676
*Bennett, T.J.	.242	24	66	11	16	6	1	1	4	27	6	0	12	0	0	.315	.409	.724
Carbonell, Daniel	.242	55	190	21	46	11	1	4	22	71	11	1	39	5	2	.288	.374	.661
Castillo, Ali	.297	34	101	1	30	3	0	0	7	33	6	0	9	1	2	.336	.327	.663
Cole, Hunter	.249	83	281	29	70	20	5	7	34	121	31	0	64	2	1	.323	.431	.753
*Crawford, Brandon	.500	2	8	1	4	1	0	0	0	5	0	0	0	0	0	.500	.625	1.125
Davis, Dylan	.217	99	327	32	71	17	0	10	38	118	26	0	92	0	0	.280	.361	.641
Garcia, Aramis	.282	22	78	11	22	12	0	0	8	34	9	0	21	0	0	.360	.436	.795
#Garcia, Carlos	.242	47	132	15	32	4	1	2	12	44	3	0	20	6	3	.266	.333	.600
*Gindl, Caleb	.284	44	169	27	48	4	7	8	25	90	14	1	35	0	1	.335	.533	.868
*Gomez, Miguel	.305	78	308	43	94	19	2	8	38	141	12	0	36	0	0	.330	.458	.788
*Heathcott, Slade	.262	93	347	52	91	20	2	12	33	151	37	0	88	8	6	.339	.435	.774
Hinojosa, C.J	.265	99	373	47	99	16	0	4	35	127	31	1	42	5	4	.321	.340	.662
*Hobson, K.C.	.246	56	203	26	50	5	1	11	35	90	17	2	55	1	0	.305	.443	.748
*Horan, Tyler	.218	33	78	6	17	3	1	1	9	25	7	0	22	0	2	.279	.321	.600
*Lollis, Ryan	.230	57	165	9	38	4	0	0	13	42	10	0	25	1	1	.277	.255	.531
#Moreno, Rando	.200	68	185	13	37	5	0	0	16	42	12	1	25	3	3	.247	.227	.475
Nunez, Eduardo	.333	1	3	1	1	1	0	0	0	2	0	0	1	0	0	.333	.667	1.000
Sands, Jerry	.298	64	215	30	64	17	4	5	28	104	38	2	44	3	1	.402	.484	.885
#Schroder, Myles	.259	89	332	47	86	22	4	7	30	137	36	1	76	4	1	.353	.413	.765
*Shaw, Chris	.301	37	133	16	40	10	0	6	29	68	18	2	26	0	0	.390	.511	.901
Sonabend, Adam	.231	4	13	1	3	1	0	0	2	4	1	0	2	0	0	.286	.308	.593
Winn, Matt	.125	12	40	3	5	0	0	0	0	5	7	0	17	0	0	.255	.125	.380
#Zambrano, Eliezer	.200	35	115	4	23	2	1	0	4	27	3	0	19	0	1	.220	.235	.455
<b>Team Total</b>	<b>.250</b>	<b>140</b>	<b>4591</b>	<b>523</b>	<b>1148</b>	<b>238</b>	<b>33</b>	<b>93</b>	<b>485</b>	<b>1731</b>	<b>399</b>	<b>13</b>	<b>971</b>	<b>41</b>	<b>31</b>	<b>.313</b>	<b>.377</b>	<b>.690</b>

PITCHER	W-L	ERA	G	GS	CG	SH	SV	IP	H	R	ER	HR	HBP	BB	SO	WHIP	AVG
Alvarado, Carlos	1-4	3.22	43	0	0	0	2	58.2	50	21	21	6	0	28	70	1.33	.235
Balester, Collin	1-4	2.75	12	1	0	0	1	19.2	15	7	6	1	0	3	21	0.92	.211
Black, Vic	1-1	5.28	19	0	0	0	0	29	27	20	17	2	2	28	16	1.90	.245
Cabrera, Yordy	0-1	7.04	11	0	0	0	0	15.1	25	15	12	3	4	10	11	2.28	.368
Coonrod, Sam	4-11	4.69	24	18	0	0	0	103.2	96	62	54	7	10	42	94	1.33	.249
Cyr, Tyler	5-2	2.19	47	0	0	0	18	49.1	50	20	12	3	2	20	57	1.42	.260
Flores, Jose	3-1	2.09	19	7	0	0	0	47.1	33	12	11	0	1	15	45	1.01	.194
*Gage, Matt	4-4	2.88	13	13	1	1	0	78	77	25	25	5	4	20	55	1.24	.261
*Gindl, Caleb	1-0	0.00	1	0	0	0	0	2	1	0	0	0	0	3	2	2.00	.167
Hall, Cody	4-2	2.79	25	0	0	0	1	29	23	10	9	3	0	12	40	1.21	.215
Halstead, Ryan	2-0	4.56	26	0	0	0	0	23.2	28	13	12	3	0	7	21	1.48	.295
Herb, Tyler	2-3	2.76	10	10	1	0	0	65.1	61	27	20	5	3	18	48	1.21	.246
Horan, Tyler	1-0	9.00	1	0	0	0	0	1	1	1	1	0	1	2	0	3.00	.250
Johnson, Jordan	4-6	4.48	21	15	0	0	0	92.1	89	51	46	12	4	37	65	1.36	.259
Johnson, Stephen	0-1	9.82	6	0	0	0	0	3.2	3	5	4	2	1	3	4	1.64	.200
*Jones, Christian	0-3	5.33	20	0	0	0	1	25.1	34	16	15	2	2	12	24	1.82	.330
*Lollis, Ryan	0-0	0.00	1	0	0	0	0	1	0	0	0	0	0	2	0	2.00	.000
*Lujan, Matt	4-5	4.99	15	11	0	0	0	70.1	88	39	39	8	1	18	55	1.51	.307
*Martin, Jarret	4-2	2.04	37	1	0	0	1	39.2	22	9	9	0	3	30	40	1.31	.167
Martinez, Rodolfo	0-0	5.63	8	0	0	0	0	8	12	7	5	0	1	5	5	2.13	.364
2 McNamara, Dillon	0-3	5.48	8	6	0	0	0	21.1	19	14	13	3	0	12	11	1.45	.238
T McNamara, Dillon	0-5	5.73	18	6	0	0	1	33	32	23	21	5	2	20	23	1.58	.250
Moreno, Rando	0-0	18.00	2	0	0	0	0	2	4	4	4	1	0	2	0	3.00	.444
Moronta, Reyes	0-1	4.00	19	0	0	0	5	18	15	9	8	1	0	12	26	1.50	.217
Pino, Luis	0-0	11.66	9	0	0	0	0	14.2	26	19	19	0	1	8	10	2.32	.394
*Reed, Nate	3-2	6.40	11	8	0	0	0	52	62	39	37	6	4	26	44	1.69	.300
Rosin, Seth	2-1	4.67	22	1	0	0	0	27	31	14	14	6	0	7	26	1.41	.304
Slania, Dan	5-3	3.59	13	13	1	1	0	80.1	81	35	32	5	0	28	55	1.36	.266
*Snelten, D.J.	4-1	1.66	15	0	0	0	0	21.2	19	6	4	0	1	5	28	1.11	.226
*Suarez, Andrew	4-4	2.96	11	11	0	0	0	67	72	30	22	3	3	15	55	1.30	.276
Taylor, Cory	4-11	4.30	25	24	2	1	0	127.2	125	66	61	9	5	58	100	1.43	.258
Young, Pat	0-1	8.59	5	1	0	0	0	7.1	11	7	7	0	3	9	4	2.73	.344
<b>Team Total</b>	<b>63-77</b>	<b>4.04</b>	<b>140</b>	<b>140</b>	<b>5</b>	<b>8</b>	<b>29</b>	<b>1201.1</b>	<b>1200</b>	<b>603</b>	<b>539</b>	<b>96</b>	<b>56</b>	<b>497</b>	<b>1032</b>	<b>1.41</b>	<b>.262</b>

\* = left-handed

# = switch hitter

*I, 2, T* = Applies to players who played with two clubs within the Eastern League this season.

*I* = First Team Stats Only      *2* = Second team Stats Only      *T* = Total League Stats



# TRENTON THUNDER


Major League Affiliate:  
NEW YORK YANKEES  
(2003-Present)

Address: One Thunder Road  
Trenton, NJ 08611  
Telephone: (609) 394-3300  
Fax: (609) 394-9666  
E-Mail: fun@trentonthunder.com  
Website: www.trentonthunder.com



## ADMINISTRATIVE STAFF

Ownership: Garden State Baseball, LLP  
Managing Partners: Joe Finley, Joe Caruso, Joe Plumeri  
General Manager/Chief Operating Officer: Jeff Hurley  
Senior V.P., Corporate Sales & Partnerships: Eric Lipsman  
Vice President, Ticket Sales: John Fierko  
Vice President, Marketing and Sponsorships: Lydia Rios  
Director, Merchandising: Joe Pappalardo  
Director, Food & Beverages, Food Service America: Kelly Kromer  
Director, Creative Services: Dee Lugo  
Director, Corporate & Community Affairs: Vince Marcucci  
Director, Groups: Jon Bodnar  
Director, Grounds: Jason Smith  
Office Manager: Lauren Cox  
Manager, Web & Creative Services: Dylan Desimine  
Broadcast & Public Relations Manager: Jon Mozes  
Box Office Manager: Sean O'Brien  
Ticket Sales Account Executive: Bernadette Marco  
Manager, Group Sales & Intern Coordinator: Jack Rymal  
Manager, Special Events: Chuck Keller  
Manager, Group Sales: Nick Luongo, Mike Heyer  
Group Sales Account Executive: Kevin Brady, Brian Davis, Matt Hillman  
Ticket Sales Account Representatives: Tommy Kay, Ted Smallwood, Freddie Strebeck  
Database Manager: Jackie Mott  
Controller: Trevor Hain  
Manager, Baseball & Stadium Operations: Bryan Rock  
Video Production Coordinator: Ben Wolverton  
All-Star Game & Promotions Coordinator: Casey Borish  
Chef: Corey Anderson



JEFF HURLEY

## FIELD STAFF



JAY BELL

Manager: Jay Bell  
Hitting Coach: Ty Hawkins  
Pitching Coach: Tim Norton  
Defensive Coach: Raul Dominguez  
Bullpen Coach: Luis Dorante  
Athletic Trainer: Jimmy Downam  
Strength and Conditioning Coach: Anthony Velazquez

# ARM & HAMMER PARK



## STADIUM INFORMATION

Name of Park: Samuel J. Plumeri Field  
at ARM & HAMMER Park  
Capacity: 6,150  
Outfield Distances:  
LF: 330', CF: 407', RF: 330'  
Outfield Fence Height: 8'  
Year Opened: 1994

## TICKET INFORMATION

Club Seats: \$12  
Pavilion Seats (Adult): \$11  
Pavilion Seats (Kids/Seniors/Military): \$10  
*Note: All ticket prices increase by \$1.00 on the day of the game.*

## DIRECTIONS TO ARM & HAMMER PARK

**From Rt. 1 South/Northern New Jersey:** Rt. 1 South to Rt. 129, South Broad St./Chambersburg exit. Take Rt. 129 South to the second light (Cass St.). Turn right onto Cass St. west. Go through three lights and ballpark is on the left.

**From Rt. 295 North/Southern New Jersey:** Rt. 295 North to Exit 60 for 195/29/129. After exiting 295 North, stay left and follow signs for Rt. 29 North. Continue staying left and following signs for 29 North/Capitol Complex/Lambertville. Ballpark is on left after exiting tunnel.

**From New Jersey Turnpike Exit 7A:** Take Interstate 195 West toward Trenton to Rt. 29 North. Stay left and follow signs for 29 North/Capitol Complex/ Lambertville. Ballpark is on left after exiting tunnel.

**From Rt. 1 North/Pennsylvania:** Interstate 95 North to Rt. 1 North (Morrisville exit). Take first exit in New Jersey (immediately after toll bridge for John Fitch Way) for Rt. 29. Take Rt. 29 South and follow signs for parking (ballpark is on right).

## BROADCAST INFORMATION

Radio: All Games: Fox Sports 920 The Jersey - WNJE (920 AM)  
Select Games: WBCB (1490 AM), WCHR (1040 AM)  
Broadcaster: Jon Mozes

## NEWSPAPER COVERAGE

*The Trentonian*  
*Times of Trenton*

*Hunterdon County Democrat*  
*Bucks County Courier Times*

## VICE PRESIDENT , PLAYER DEVELOPMENT

Kevin Reese  
Yankee Stadium  
One East 161st Street  
Bronx, NY 10451  
(718) 293-4300

# TRENTON RECORDS

Year	W	L	PCT.	Overall Finish	Playoff Results	Attendance	Manager	Affiliate
1936*	40	99	.288	8			Dutch Dorman/ Walter Smallwood	
1937	54	80	.403	7			Bud Shaney/ Spencer Abbott	Senators
1938	62	77	.446	7			Spencer Abbott	Senators
1994	55	85	.393	10		318,252	Tom Runnells	Tigers
1995	73	69	.514	3	vs. Reading 0-3	453,915	Ken Macha	Red Sox
1996	86	56	.606	1	vs. Harrisburg 1-3	437,396	Ken Macha	Red Sox
1997	71	70	.504	6		446,527	DeMarlo Hale	Red Sox
1998	71	70	.504	5		457,344	DeMarlo Hale	Red Sox
1999	92	50	.648	1	vs. Norwich 2-3	440,033	DeMarlo Hale	Red Sox
2000	67	75	.472	9		408,262	Billy Gardner Jr.	Red Sox
2001	67	75	.472	8		411,322	Billy Gardner Jr.	Red Sox
2002	63	77	.450	T-9		408,463	Ron Johnson	Red Sox
2003	70	71	.496	7		427,567	Stump Merrill	Yankees
2004	64	78	.451	10		402,280	Stump Merrill	Yankees
2005	74	68	.521	T-4	vs. Portland 2-3	410,926	Bill Masse	Yankees
2006	80	62	.563	2	vs. Portland 1-3	413,068	Bill Masse	Yankees
2007	83	59	.585	1	vs. Portland 3-1 vs. Akron 3-1	412,312	Tony Franklin	Yankees
2008	86	54	.614	1	vs. Portland 3-0 vs. Akron 3-1	409,131	Tony Franklin	Yankees
2009	69	72	.489	8		371,602	Tony Franklin	Yankees
2010	83	59	.585	1	vs. New Hampshire 3-0 vs. Altoona 1-3	384,028	Tony Franklin	Yankees
2011	68	73	.482	8		379,501	Tony Franklin	Yankees
2012	79	63	.556	2	vs. Reading 3-1 vs. Akron 1-3	373,355	Tony Franklin	Yankees
2013	74	67	.525	4	vs. Binghamton 3-0 vs. Harrisburg 3-0	360,010	Tony Franklin	Yankees
2014	67	75	.472	8		361,369	Tony Franklin	Yankees
2015	71	71	.500	7		347,231	Al Pedrique	Yankees
2016	87	55	.613	2	vs. Reading 3-1 vs. Akron 0-3	347,661	Bobby Mitchell	Yankees
2017	92	48	.657	1	vs. Binghamton 3-1 vs. Altoona 0-3	349,013	Bobby Mitchell	Yankees
<b>27</b>	<b>1948</b>	<b>1858</b>	<b>.512</b>		<b>38-33</b>	<b>.535</b>	<b>9,530,568#</b>	

\* - Team played in York, PA until July 2, 1936 and then moved to Trenton, NJ

# - Attendance records are incomplete

League Champions: 2006, 2008, 2013

## INDIVIDUAL SEASON BATTING RECORDS

<b>Games:</b>	142	Shelley Duncan	2005
<b>At Bats:</b>	544	Ben Gamel	2014
<b>Runs</b>	109	David Eckstein	1999
<b>Hits:</b>	171	Shea Hillenbrand	2000
<b>Total Bases:</b>	272	Mitch Jones	2004
<b>Doubles:</b>	38	Corban Joseph	2011
<b>Triples:</b>	15	Dustin Fowler	2016
<b>Home Runs:</b>	39	Mitch Jones	2004
<b>RBI:</b>	103	Raul Gonzalez	1999
<b>Walks:</b>	107	Brian Myrow	2003
<b>Strikeouts:</b>	152	Mitch Jones	2004
<b>Sacrifices:</b>	13	David Eckstein	1999
<b>Sacrifice Flies:</b>	10	Mitch Jones	2003
	10	Aaron Rifkin	2004
<b>Stolen Bases:</b>	68	Justin Christian	2006
<b>Average:</b>	.337	Adam Hyzdu	1996

## TEAM SEASON BATTING RECORDS

Most	Least
142	140
1995-96, 1999 2000, 2004-07 2010, 2012, 2014-16	1994, 2002, 2008, 2017
5124	4437
1995	1994
785	527
1999	1994
1352	1015
1999	1994
2099	1520
1999	1994
292	191
2001	1994
49	20
2011	1998
162	65
2012	2008
731	473
1999	1994
598	385
1995	2015
1195	801
2011	1999
55	17
1997	2000
53	23
2007	1994
151	72
1999	1998, 2009
.279	.229
1999	1994

## INDIVIDUAL SEASON PITCHING RECORDS

<b>Games:</b>	69	Sal Urso	1998
<b>Complete Games:</b>	6	Trevor Miller	1994
	6	Carl Pavano	1996
<b>Shutouts:</b>	2	Carl Pavano	1996
	2	Brian Rose	1996
	2	Jason Sekany	1999
	2	Justin Duchscherer	2000
<b>Wins:</b>	16	Carl Pavano	1996
<b>Losses:</b>	20	Corey Spencer	2001
<b>Saves:</b>	29	Justin Pope	2005
<b>Innings:</b>	186.2	Rafael Orellano	1995
<b>Walks:</b>	83	Jared Fernandez	1996
<b>Strikeouts:</b>	175	Tyler Clippard	2006
<b>ERA:</b>	2.23	Zach McAllister	2009

## TEAM SEASON PITCHING RECORDS

Most	Least
142	140
1995-96, 1999 2000, 2004-07 2010, 2012, 2014-16	1994, 2002, 2008, 2017
24	0
1994	2005, 2009, 2012
20	2
2017	1994, 2003, 2011
92	55
1999, 2017	1994
85	48
1994	2017
53	23
1999	1994
1271.2	1174.1
1995	1994
597	380
2013	2001
1239	737
2016	1994
4.92	2.83
1997	2017

Note: Team and Individual Records listed are for the current Trenton organization (1994-Present)



# BairFind

THE BAIRFIND FOUNDATION • FINDING MISSING CHILDREN

2016 MiLB Presidential Citation Award Recipient



**Thank You Eastern League!**

**PROUD PARTNER FOR THE 2018 SEASON**

# 2017 STATISTICAL LEADERS

## TOP TEN HITTERS (Minimum 2.7 Plate Appearances Per Team Game)

PLAYER	TEAM	AVG	G	AB	R	H	2B	HR	RBI	BB	SB	SLG	OBP
Garabez Rosa	BOW	.310	124	523	75	162	24	14	91	17	1	.333	.444
Carlos Tocchi	REA	.307	113	430	59	132	19	2	48	29	4	.362	.398
Josh Fuentes	HFD	.307	122	414	48	127	28	15	72	24	8	.352	.517
Dominic Ficociello	ERI	.306	90	330	53	101	21	7	39	42	10	.379	.445
Danny Mars	POR	.304	119	477	62	145	21	6	47	33	12	.351	.403
Thairo Estrada	TRN	.301	122	495	72	149	19	6	48	34	8	.353	.392
Francisco Mejia	AKR	.297	92	347	52	103	21	14	52	24	7	.346	.490
Kevin Taylor	BNG	.292	114	383	44	112	20	3	46	54	2	.375	.373
Yadiel Hernandez	HBG	.292	120	397	57	116	21	12	59	56	5	.379	.441
Mike Gerber	ERI	.291	92	350	62	102	22	13	45	39	10	.363	.477

## BATTING DEPARTMENTAL LEADERS

GAMES			AT BATS		
Christin Stewart	ERI	136	Garabez Rosa	BOW	523
Ryan McBroom	NH/TRN	134	Richard Urena	NH	510
David Thompson	BNG	133	Thairo Estrada	TRN	495
Bobby Bradley	AKR	131	Ryan McBroom	NH/TRN	486
Two Players Tied At		129	Christin Stewart	ERI	485

HOME RUNS			RBI		
Christin Stewart	ERI	28	Garabez Rosa	BOW	91
Jeremy Barfield	POR	27	Bobby Bradley	AKR	89
Eric Haase	AKR	26	Christin Stewart	ERI	86
Mitch Walding	REA	25	D.J. Stewart	BOW	79
Yu-Cheng Chang	AKR	24	Aderlin Rodriguez	BOW	76

STOLEN BASES			HITS		
Champ Stuart	BNG	35	Garabez Rosa	BOW	162
Zachary Coppola	REA	29	Thairo Estrada	TRN	149
Patrick Biondi	BNG	26	Danny Mars	POR	145
Max White	HFD	24	Luis Guillorme	BNG	136
Three Players Tied At		21	Aderlin Rodriguez	BOW	135

DOUBLES			ON-BASE PERCENTAGE		
Richard Urena	NH	36	Mike Ford	TRN	.410
Jiandido Tromp	REA	31	Dominic Ficociello	ERI	.379
Gabriel Quintana	ERI	30	Yadiel Hernandez	HBG	.379
Christin Stewart	ERI	29	D.J. Stewart	BOW	.378
David Thompson	BNG	29	Austin Wynns	BOW	.377

**SLUGGING PERCENTAGE**

Jeremy Barfield	POR	.584
Eric Haase	AKR	.574
Josh Fuentes	HFD	.517
Mitch Walding	REA	.516
Christin Stewart	ERI	.501

**EXTRA-BASE HITS**

Christin Stewart	ERI	60
Gabriel Quintana	ERI	55
Yu-Cheng Chang	AKR	53
Jiandido Tromp	REA	52
Bobby Bradley	AKR	51

**RUNS SCORED**

D.J. Stewart	BOW	80
Jonathan Davis	NH	75
Garabez Rosa	BOW	75
Thairo Estrada	TRN	72
Yu-Cheng Chang	AKR	72

**TRIPLES**

Josh Fuentes	HFD	7
Caleb Gindl	RIC	7
Carlos Tocci	REA	7
Nine Players Tied At		5

**TOTAL BASES**

Christin Stewart	ERI	243
Garabez Rosa	BOW	232
Aderlin Rodriguez	BOW	228
Jiandido Tromp	REA	221
D.J. Stewart	BOW	220

**STRIKEOUTS**

Gunnar Heidt	NH	138
Christin Stewart	ERI	138
Yu-Cheng Chang	AKR	134
Kyle Martin	REA	134
Drew Ward	HBG	131

**BASE ON BALLS**

Mike Ford	TRN	76
Luis Guillorme	BNG	72
Jonathan Davis	NH	69
D.J. Stewart	BOW	65
Zack Zehner	TRN	64

**ADDITIONAL BATTING DEPARTMENTAL LEADERS**

**Sacrifice Hits**—Jonathan Davis, New Hampshire, 11

**Sacrifice Flies**—Christin Stewart, Erie and Drew Ward, Harrisburg, 8 each

**Hit By Pitch**—Ryan McBroom, New Hampshire/Trenton, 14

**Intentional Base on Balls**—Aderlin Rodriguez, Bowie and Mike Ford, Trenton, 5 each

**Caught Stealing**—Drew Weeks, Hartford and Jonathan Davis, New Hampshire and Pablo Reyes, Altoona, 14 each

**Grounded into Double Play**—Tomas Nido, Binghamton, 27

**FIELDING LEADERS**

**FIRST BASEMEN**

PLAYER	TEAM	PCT	G	PO	A	E	TC	DP
Ryan McBroom	NH/TRN	.997	108	866	65	3	934	72

**SECOND BASEMEN**

PLAYER	TEAM	PCT	G	PO	A	E	TC	DP
Tyler Krieger	AKR	.967	101	197	237	15	449	46

**THIRD BASEMEN**

PLAYER	TEAM	PCT	G	PO	A	E	TC	DP
Josh Fuentes	HFD	.965	113	77	252	12	341	28

**SHORTSTOP**

PLAYER	TEAM	PCT	G	PO	A	E	TC	DP
Erick Salcedo	BOW	.966	104	149	246	14	409	54

**OUTFIELDERS**

PLAYER	TEAM	PCT	G	PO	A	E	TC	DP
Jiandido Tromp	REA	1.000	106	190	4	0	194	1

**CATCHERS**

PLAYER	TEAM	PCT	G	PO	A	E	TC	DP	PB
Austin Wynns	BOW	.998	92	740	63	2	805	3	5

**PITCHERS**

PLAYER	TEAM	PCT	G	PO	A	E	TC	DP
Parker French	HFD	1.000	24	8	21	0	29	4

**ADDITIONAL FIELDING LEADERS****FIRST BASE**

- Most Games**—Bobby Bradley, Akron, 125
- Most Total Chances**—Bobby Bradley, Akron, 1099
- Most Putouts**—Bobby Bradley, Akron, 1028
- Most Assists**—Kyle Martin, Reading, 73
- Most Errors**—Aderlin Rodriguez, Bowie, 10
- Most Double Plays**—Kyle Martin, Reading, 102

**SECOND BASE**

- Most Games**—Tyler Krieger, Akron, 101
- Most Total Chances**—Tyler Krieger, Akron, 449
- Most Putouts**—Tyler Krieger, Akron, 197
- Most Assists**—Tyler Krieger, Akron, 237
- Most Errors**—Tyler Krieger, Akron, 15
- Most Double Plays**—Josh Tobias, Portland, 60

**THIRD BASE**

- Most Games**—David Thompson, Binghamton, 129
- Most Total Chances**—Josh Fuentes, Hartford, 341
- Most Putouts**—David Thompson, Binghamton, 82
- Most Assists**—Josh Fuentes, Hartford, 252
- Most Errors**—Gunnar Heidt, New Hampshire, 17
- Most Double Plays**—Josh Fuentes, Hartford, 28

**SHORTSTOP**

- Most Games**—A.J. Simcox, Erie, 125
- Most Total Chances**—Yu-Cheng Chang, Akron, 573
- Most Putouts**—Oswaldo Abreu, Harrisburg, 187
- Most Assists**—Yu-Cheng Chang, Akron, 373
- Most Errors**—A.J. Simcox, Erie and Oswaldo Abreu, Harrisburg, 29 each
- Most Double Plays**—Oswaldo Abreu, Harrisburg, 81



#### OUTFIELD

**Most Games**—Jonathan Davis, New Hampshire, 125  
**Most Total Chances**—Jonathan Davis, New Hampshire, 312  
**Most Putouts**—Jonathan Davis, New Hampshire, 305  
**Most Assists**—Drew Weeks, Hartford, 11  
**Most Errors**—Drew Weeks, Hartford, 9  
**Most Double Plays**—Hunter Cole, Richmond, 4

#### CATCHER

**Most Games**—Raudy Read, Harrisburg, 104  
**Most Total Chances**—Austin Wynns, Bowie, 805  
**Most Putouts**—Austin Wynns, Bowie, 740  
**Most Assists**—Francisco Mejia, Akron, 86  
**Most Errors**—Raudy Read, Harrisburg, 10  
**Most Double Plays**—Jin-De Jhang, Altoona, 11  
**Most Passed Balls**—Colton Plaia, Binghamton, 16

#### PITCHER

**Most Games**—Shane Broyles, Hartford and Tate Scioneaux, Altoona and Tyler Cyr, Richmond, 47 each  
**Most Total Chances**—Jack Wynkoop, Hartford, 50  
**Most Putouts**—Alex McRae, Altoona, 14  
**Most Assists**—Jack Wynkoop, Hartford, 41  
**Most Errors**—Sam Coonrod, Richmond, 5  
**Most Double Plays**—Jon Harris, New Hampshire and Parker French, Hartford, 4 each



**2017 Batting Champion**  
**Garabez Rosa**  
(Patrick Cavey/MiLB)



**2017 ERA Leader**  
**Corey Oswalt**  
(Tom Ryder Photography)

**TOP TEN PITCHERS**  
(Minimum 0.8 Innings Pitched Per Scheduled Game)

PLAYER	TEAM	W-L	ERA	G	GS	CG	SHO	SV	IP	H	R	ER	BB	SO
Corey Oswalt	BNG	12-5	2.28	24	24	2	1	0	134.1	118	40	34	40	119
Thomas Pannone	AKR/NH	7-3	2.92	20	20	1	0	0	117	98	43	38	29	110
Lucas Long	BOW	9-6	2.95	31	14	2	0	5	128.1	124	45	42	33	106
Austin Coley	ALT	6-4	3.01	29	23	0	0	0	143.2	144	49	48	31	114
Tanner Anderson	ALT	10-8	3.38	30	19	0	0	0	133.1	134	54	50	33	97
P.J.Conlon	BNG	8-9	3.38	28	22	3	3	1	136	130	53	51	38	108
Yefry Ramirez	TRN/BOW	15-3	3.47	24	24	3	1	0	124.1	105	51	48	49	117
John Simms	HBG	5-6	3.54	19	19	0	0	0	112	96	46	44	28	87
Mickey Jannis	BNG	8-7	3.6	21	21	2	1	0	122.1	115	56	49	38	83
Alex McRae	ALT	10-5	3.61	27	25	1	0	0	149.2	170	71	60	36	89

**PITCHING DEPARTMENTAL LEADERS**

**WINS**

Yefry Ramirez	TRN/BOW	15	Shane Broyles	HFD	21
Corey Oswalt	BNG	12	Cory Burns	BNG	19
Casey Delgado	BNG	11	Tyler Cyr	RIC	18
David Hess	BOW	11	Cale Coshow	TRN	15
Four Players Tied At		10	Two Players Tied At		14

**SAVES**

**GAMES**

Shane Broyles	HFD	47	Ryan Castellani	HFD	27
Tyler Cyr	RIC	47	Sean Reid-Foley	NH	27
Tate Scioneaux	ALT	47	Four Players Tied At		26
Carlos Alvarado	RIC	43			
D.J. Johnson	HFD	43			

**GAMES STARTED**

**GAMES FINISHED**

Shane Broyles	HFD	37	Ryan Castellani	HFD	132
Cale Coshow	TRN	35	John Means	BOW	124
Tyler Cyr	RIC	35	David Hess	BOW	123
Cory Burns	BNG	30	Sean Reid-Foley	NH	122
Cameron Hill	AKR	28	Tyler Alexander	ERI	120

**STRIKEOUTS**

**COMPLETE GAMES**

P.J. Conlon	BNG	3	P.J. Conlon	BNG	3
Yefry Ramirez	TRN/BOW	3	13 Players Tied At		1
Eight Players Tied At		2			

**SHUTOUTS**

INNINGS PITCHED			WALKS		
Ryan Castellani	HFD	157.1	Conner Greene	NH	83
David Hess	BOW	154.1	Cory Taylor	RIC	58
Jack Wynkoop	HFD	150.0	Trey Ball	POR	57
Alex McRae	ALT	149.2	Three Players Tied At		55
Austin Coley	ALT	143.2			

HOME RUNS ALLOWED			LOSSES		
Parker French	HFD	22	Trey Ball	POR	12
Sean Reid-Foley	NH	22	Ryan Castellani	HFD	12
Four Players Tied At		20	Six Players Tied At		11

WHIP			OPPONENTS AVG		
Thomas Pannone	AKR/NH	1.09	Thomas Pannone	AKR/NH	.227
John Simms	HBG	1.11	Yefry Ramirez	TRN/BOW	.232
Corey Oswalt	BNG	1.18	David Hess	BOW	.235
Austin Coley	ALT	1.22	John Simms	HBG	.235
Lucas Long	BOW	1.22	Corey Oswalt	BNG	.236

HOLDS		
Tim Peterson	BNG	12
Sean Keselica	ALT	11
Jarret Martin	RIC	10
Austin Davis	REA	9
D.J. Johnson	HFD	9

#### ADDITIONAL PITCHING DEPARTMENTAL LEADERS

**Winning Percentage**—Yefry Ramirez, Bowie, .833

**Hits Allowed**—Tyler Alexander, Erie, 178

**At-Bats Against**—Ryan Castellani, Hartford, 617

**Total Batters Faced**—Ryan Castellani, Hartford, 682

**Runs Allowed**—Parker French, Hartford, 108

**Earned Runs Allowed**—Parker French, Hartford, 91

**Sacrifice Hits Allowed**—P.J. Conlon, Binghamton, 8

**Sacrifice Flies Allowed**—Sean Reid-Foley, New Hampshire and D.J. Brown, Akron, 9 each

**Hit Batters**—Ryan Castellani, Hartford, 12

**Wild Pitches**—Conner Greene, New Hampshire and Ryan Castellani, Hartford, 13 each

**Balks**—Ty Buttrey, Portland, 3

CAUGHT STEALING/CATCHERS					CAUGHT STEALING/PITCHERS						
PLAYER	TEAM	CS	SB	ATT	PCT	PLAYER	TEAM	CS	SB	ATT	PCT
Chace Numata	REA	35	39	74	.473	Austin Coley	ALT	1	0	1	1.000
Tomas Nido	BNG	23	28	51	.451	Trey Ball	POR	11	4	15	.733
Austin Wynns	BOW	29	47	76	.382	P.J. Conlon	BNG	6	3	9	.667
Grayson Greiner	ERI	29	49	78	.372	Alex McRae	ALT	11	7	18	.611
Dom Nunez	HFD	22	43	65	.338	Jack Wynkoop	HFD	9	6	15	.600
Raudy Read	HBG	22	50	72	.306	John Means	BOW	3	3	6	.500
Francisco Mejia	AKR	18	42	60	.300	Corey Oswalt	BNG	6	6	12	.500
						Teddy Stankiewicz	POR	5	5	10	.500

**MISCELLANEOUS STATISTICS**

**HITTING**

**LOWEST TPA/SO RATIO**

Luis Guillorme	BNG
C.J. Hinojosa	RIC
Thairo Estrada	TRN
Erick Salcedo	BOW
Harold Castro	ERI

10.15
9.93
9.68
9.20
8.47

**BEST HR/AB RATIO**

Jeremy Barfield	POR	1/12.74
Eric Haase	AKR	1/12.81
Mitch Walding	REA	1/14.04
Christin Stewart	ERI	1/17.32
Yu-Cheng Chang	AKR	1/18.33

**PITCHING**

**STARTERS**

**LOWEST BATTING AVERAGE**

		H	AB	AVG
Thomas Pannone	NH/AKR	98	432	.227
Yefry Ramirez	TRN/BOW	105	452	.232
John Simms	HBG	96	409	.235
Corey Oswalt	BNG	118	500	.236
David Hess	BOW	136	572	.238

**RELIEVERS**

**LOWEST BATTING AVERAGE**

		H	AB	AVG
Matt Pierpont	HFD	38	216	.176
Dusty Isaacs	NH	47	220	.214
Justin Shafer	NH	45	210	.214
Tate Scioneaux	ALT	67	306	.219
D.J. Johnson	HFD	53	235	.226

**STARTERS**

**HIGHEST SO/9 IP RATIO**

		SO	IP	RATIO
Yefry Ramirez	TRN/BOW	117	124.1	8.47
Thomas Pannone	NH/AKR	110	117.0	8.46
Sean Reid-Foley	NH	122	132.2	8.28
Corey Oswalt	BNG	119	134.1	7.97
John Means	BOW	113	131.1	7.74

**RELIEVERS**

**HIGHEST SO/9 IP RATIO**

		SO	IP	RATIO
Dusty Isaacs	NH	76	61.2	11.09
Carlos Alvarado	RIC	70	58.2	10.74
Josh Smith	POR	75	66.1	10.18
Ryan Meisinger	BOW	67	63.0	9.57
Jason Garcia	BOW	74	75.1	8.84

**STARTERS**

**LOWEST BB-IBB/9 IP RATIO**

		BB-IBB	IP	RATIO
Jack Wynkoop	HFD	22	150.0	1.32
Tyler Alexander	ERI	22	134.1	1.47
P.J. Conlon	BNG	28	128.2	1.96
Austin Coley	ALT	30	130.1	2.07
Alex McRae	ALT	34	146.2	2.09

**RELIEVERS**

**LOWEST BB-IBB/9 IP RATIO**

		BB-IBB	IP	RATIO
Tate Scioneaux	ALT	15	83.0	1.63
Corey Taylor	BNG	12	62.1	1.73
Robbie Aviles	AKR	12	57.2	1.87
Matt Pierpont	HFD	13	62.1	1.88
Cameron Hill	AKR	16	62.1	2.31

**STARTERS**

**FEWEST BASERUNNERS/9 1P RATIO**

		BR	IP	RATIO
Thomas Pannone	NH/AKR	132	117.0	10.15
John Simms	HBG	133	112.0	10.69
Corey Oswalt	BNG	162	134.1	10.85
David Hess	BOW	189	150.1	11.31
P.J. Conlon	BNG	164	128.2	11.47

**RELIEVERS**

**FEWEST BASERUNNERS/9 1P RATIO**

		BR	IP	RATIO
Matt Pierpont	HFD	55	62.1	7.94
Tate Scioneaux	ALT	84	83.0	9.11
Robbie Aviles	AKR	66	57.2	10.30
Cameron Hill	AKR	72	62.1	10.40
Ryan Meisinger	BOW	76	63.0	10.86

Qualifications for pitchers:

Starters (minimum 0.8 IP/142 games)

Relievers (minimum 0.4 IP/142 games)

# EASTERN LEAGUE CITIES

CITY	YEARS IN LEAGUE	ALL TIME ATTENDANCE
<b>Binghamton, NY</b>	<b>69</b> (1923-1963, 1967-1968) (1991-201)	<b>7,829,695</b>
<b>Reading, PA</b>	<b>66</b> (1933-1934, 1952-1961, 1963-1965, 1967-2018)	<b>14,519,606</b>
Williamsport, PA	48 (1923-1942, 1944-1956, 1958-1962, 1964-1967, 1987-1991)	2,636,808*
Elmira, NY	44 (1923-1955, 1962-1972)	2,502,122*
<b>Harrisburg, PA</b>	<b>43</b> (1924-1935, 1987-2018)	<b>7,777,480*</b>
Albany, NY	35 (1937-1959, 1983-1994)	5,256,841*
New Britain, CT	32 (1983-2015)	6,855,239
Wilkes-Barre, PA	32 (1932-1951, 1953-1955)	1,574,365*
Scranton, PA	29 (1923-1937, 1939-1952)	2,250,691*
<b>Trenton, NJ</b>	<b>27</b> (1936-1938, 1994-2018)	<b>9,530,568*</b>
<b>Bowie, MD</b>	<b>25</b> (1993-2018)	<b>7,753,916</b>
<b>Portland, ME</b>	<b>24</b> (1994-2018)	<b>9,358,583</b>
York, PA	22 (1923-1933, 1936, 1958-1959, 1962-1969)	530,392*
<b>Akron, OH</b>	<b>21</b> (1997-2018)	<b>8,155,743</b>
Waterbury, CT	20 (1966-1971, 1973-1986)	1,058,526
<b>Altoona, PA</b>	<b>19</b> (1999-2018)	<b>6,139,205</b>
<b>Erie, PA</b>	<b>19</b> (1999-2018)	<b>4,151,512</b>
<b>Hartford, CT</b>	<b>18</b> (1938-1952, 2016-2018)	<b>1,705,068</b>
<b>Manchester, NH</b>	<b>17</b> (1969-1971, 2004-2018)	<b>4,886,441</b>
Pittsfield, MA	16 (1965-1976, 1985-1988)	736,938
Norwich, CT	15 (1995-2009)	3,232,084
Springfield, MA	14 (1939-1943, 1957-1965)	1,022,537
West Haven, CT	11 (1972-1982)	571,298
Bristol, CT	10 (1973-1982)	576,081
New Haven, CT	10 (1994-2003)	2,262,855
Allentown, PA	9 (1935-1936, 1954-1960)	446,414*
Glens Falls, NY	9 (1980-1988)	665,837
Hazelton, PA	9 (1929-1932, 1934-1938)	127,994*
Utica, NY	9 (1924, 1943-1950)	718,594*
Canton, OH	8 (1989-1996)	1,544,643
<b>Richmond, VA</b>	<b>8</b> (2010-2018)	<b>3,396,986</b>
Quebec City, QUE	7 (1971-1977)	616,969
Schenectady, NY	7 (1951-1957)	486,885
Three Rivers, QUE	7 (1971-1977)	583,523
Buffalo, NY	6 (1979-1984)	848,337
Holyoke, MA	6 (1977-1982)	359,387
Burlington, VT	5 (1984-1988)	375,070
London, ON	5 (1989-1993)	700,561
Pawtucket, RI	5 (1966-1967, 1970-1972)	382,716
Hagerstown, MD	4 (1989-1992)	523,108
Lancaster, PA	4 (1958-1961)	265,211
Lynn, MA	4 (1980-1983)	144,620
Nashua, NH	4 (1983-1986)	338,160
Charleston, WV	3 (1962-1964)	151,825
Johnstown, PA	3 (1955-1956, 1961)	167,077
Shamokin, PA	3 (1925-1927)	*
Syracuse, NY	3 (1928, 1956-1957)	84,168*
Jersey City, NJ	2 (1977-1978)	89,993
Sherbrooke, QUE	2 (1972-1973)	136,558
Thetford Mines, QUE	2 (1974-1975)	38,876
Oneonta, NY	1 (1924)	*

\* Records are incomplete

### Franchise shifts during the year:

1924 Utica moved to Oneonta on August 7th.	1929 Syracuse moved to Hazelton on June 16th
1935 Reading moved to Allentown on July 9th.	1936 York moved to Trenton on July 2nd.
1955 Wilkes-Barre moved to Johnstown on July 1st.	1957 Syracuse moved to Allentown on July 13th.

## TOP TWENTY INDIVIDUAL TEAM SEASON ATTENDANCE

Akron 1999 .....	522,459	Reading 2003 .....	465,717
Akron 1998 .....	521,122	Bowie 1995 .....	463,976
Reading 2002 .....	486,570	Richmond 2010 .....	463,842
Akron 2001 .....	485,582	Reading 2009 .....	460,791
Akron 2000 .....	481,060	Reading 2006 .....	460,216
Akron 2004 .....	478,611	Reading 2001 .....	458,585
Reading 2004 .....	478,257	Trenton 1998 .....	457,344
Akron 1997 .....	473,232	Reading 2011 .....	456,975
Reading 2005 .....	469,105	Reading 2010 .....	456,466
Reading 2007 .....	466,385	Akron 2005 .....	455,056

## TOTAL LEAGUE CHAMPIONSHIPS

<b>Binghamton</b> .....	<b>13</b>	<b>New Hampshire</b> .....	<b>2</b>
<b>Harrisburg</b> .....	<b>9</b>	Waterbury .....	2
Scranton.....	8	York .....	2
Elmira.....	7	Allentown .....	1
<b>Akron</b> .....	<b>5</b>	Charleston.....	1
Albany.....	5	<b>Bowie</b> .....	<b>1</b>
<b>Reading</b> .....	<b>5<sup>^</sup></b>	Holyoke.....	1
West Haven .....	4	London.....	1
Williamsport.....	4*	New Haven .....	1
Springfield.....	3*	Norwich .....	1
<b>Trenton</b> .....	<b>3</b>	Pittsfield.....	1
Vermont.....	3	<b>Portland</b> .....	<b>1</b>
Wilkes-Barre .....	3	Schenectady .....	1
<b>Altoona</b> .....	<b>2</b>	Thetford Mines .....	1
New Britain.....	2 <sup>^</sup>	Utica.....	1

\* Co-Champions in 1960

<sup>^</sup> Co-Champions in 2001

- Current Eastern League Cities Listed In Bold

# EASTERN LEAGUE YEARLY ATTENDANCE

Year	Season Total	All-Star Playoffs	All-Star Game	Year	Season Total	All-Star Playoffs	All-Star Game
1923	NA*			1973	602,899	3,586	3,437
1924-1928	NA			1974	437,588	6,073	1,080
1929	514,408			1975	379,074	4,046	
1930	564,129			1976	397,066	2,508	
1931-1932	NA			1977	467,447	3,218	5,000
1933	379,186			1978	301,483*	2,482	
1934	401,221			1979	436,040*		
1935	NA			1980	579,113	12,335	
1936	417,172			1981	620,893	10,750	
1937	590,457			1982	504,574	2,803	
1938	718,400			1983	909,015	16,581	
1939	1,074,796	61,860		1984	957,172	12,528	6,753
1940	783,681	48,733		1985	823,132	16,380	1,385
1941	789,464	45,592		1986	792,215	12,441	1,967
1942	747,690	47,302		1987	975,005	24,693	3,548
1943	542,655	66,461		1988	944,590	11,544	2,878
1944	640,558	42,582		1989	1,272,812	27,595	1,847
1945	758,185	84,878		1990	1,370,104	22,296	4,023
1946	1,054,878	86,209		1991	1,461,427	12,598	4,022
1947	945,925	98,862		1992	1,464,355	31,664	4,009
1948	952,925	78,788		1993	1,699,822	19,486	6,335
1949	1,016,789	64,040		1994	2,554,570#	47,543	6,542
1950	712,576	28,443		1995	3,057,051#	45,913	6,247
1951	676,057	52,388		1996	2,947,665#	51,801	8,369
1952	607,945	36,363		1997	3,195,352#	42,157	7,114
1953	618,785	26,389		1998	3,290,356#	36,656	6,248
1954	561,537	15,621	2,861	1999	3,868,732&	37,309	6,174
1955	633,484	23,382	4,354	2000	3,719,724&	38,510	14,077
1956	576,404	9,072	3,259	2001	3,839,275&	30,047	12,046
1957	501,701	8,953	1,942	2002	3,745,929&	52,132	8,009
1958	543,710	15,299	4,400	2003	3,669,260&	68,146	7,168
1959	571,526	17,572	3,589	2004	3,914,027&	35,562	9,166
1960	449,152*	4,823	2,035	2005	3,944,195&	61,146	6,975
1961	382,132*		3,413	2006	3,812,907&	79,278	9,308
1962	422,216	11,628	2,167	2007	3,887,334&	50,078	6,512
1963	334,428*		2,909	2008	3,770,333&	37,131	8,762
1964	311,913*		1,864	2009	3,694,397&	40,110	7,474
1965	366,749*			2010	3,966,241&	45,129	8,078
1966	375,866*			2011	3,923,381&	49,694	7,517
1967	429,381	5,628		2012	3,791,241&	31,297	9,477
1968	340,227*	6,736	4,826	2013	3,743,582&	28,842	8,633
1969	382,933*	557	4,985	2014	3,705,945&	43,541	6,055
1970	410,452*	3,043		2015	3,760,165&	37,196	7,368
1971	559,198*	7,774	1,344	2016	3,424,513&	35,582	8,054
1972	671,464	7,552		2017	3,723,010&	23,759	6,120
<b>Totals</b>				<b>118,339,549</b>	<b>2,153,370</b>	<b>256,136</b>	

\* Six Team League

# Ten Team League

& Twelve Team League

(all other years the league had eight teams)

# **EASTERN LEAGUE--MAJOR LEAGUE AFFILIATIONS**

## **Listing by Eastern League City**

<b>Akron</b>	<b>Cleveland, 1997-Present</b>
Albany	Cincinnati, 1938-39; Pittsburgh, 1940-50; Boston, 1952-54, 1956-57; Kansas City, 1958-59, Oakland, 1983-84, New York (AL), 1985-94
Allentown	Brooklyn, 1936; St. Louis, 1954-56; Boston, 1958-60
<b>Altoona</b>	<b>Pittsburgh, 1999-Present</b>
Berkshire	Milwaukee, 1976
<b>Binghamton</b>	New York (AL), 1932-61, 1967-68; Kansas City, 1962-63; <b>New York (NL), 1992-Present</b>
<b>Bowie</b>	<b>Baltimore, 1993-Present</b>
Bristol	Boston, 1973-82
Buffalo	Pittsburgh, 1979-82; Cleveland, 1983-84
Canton-Akron	Cleveland, 1989-96
Charleston	Cleveland, 1962-64
Elmira	St. Louis, 1932-34, 1945-49; Boston, 1936; Brooklyn, 1937-40, 1950-55; Detroit, 1941-42, Philadelphia, 1943-44; Baltimore 1962-68; Kansas City & San Diego, 1969-70; Kansas City, 1971; Cleveland, 1972
<b>Erie</b>	Anaheim, 1999-2000; <b>Detroit 2001-Present</b>
Glens Falls	Chicago (AL), 1980-85; Detroit, 1986-88
Hagerstown	Baltimore, 1989-92
<b>Harrisburg</b>	Boston (NL), 1932-35; Pittsburgh, 1987-90; Montreal, 1991-2003; <b>Washington 2005-Present</b>
<b>Hartford</b>	Boston (NL), 1938-52, <b>Colorado 2016-Present</b>
Hazleton	Boston, 1932, 1937-38; Philadelphia, 1934-36
Holyoke	Milwaukee, 1977-80; California, 1981-82
Jersey City	Cleveland, 1977; Oakland, 1978
Johnstown	New York (NL), 1955-56; Boston, 1961
Lancaster	Detroit, 1958; Chicago (NL), 1959-60; St. Louis 1961
London	Detroit, 1989-93
Lynn	Seattle, 1980-82; Pittsburgh, 1983
<b>Manchester</b>	New York (AL), 1969-71; <b>Toronto, 2004-Present</b>
Nashua	California, 1983; Pittsburgh, 1984-86
New Britain	Boston, 1983-94; Minnesota, 1997-2014; Colorado, 2015
New Haven	Colorado, 1994-98; Seattle, 1999-2000; St. Louis 2001-2002; Toronto, 2003
Norwich	New York (AL), 1995-2002; San Francisco, 2003-2009
Pawtucket	Cleveland, 1966-67; Boston, 1970-72
Pittsfield	Boston, 1965-69; Washington, 1970-71; Texas, 1972-75; Chicago (NL), 1985-88
<b>Portland</b>	Florida, 1994-2002; <b>Boston, 2003-Present</b>
Quebec	Montreal, 1971-77
<b>Reading</b>	Boston (AL), 1933-34, 1964; Cleveland, 1952-61, 1965; <b>Philadelphia (NL), 1967-Present</b>
<b>Richmond</b>	<b>San Francisco, 2010- Present</b>
Schenectady	Philadelphia (NL), 1951-57
Scranton	Pittsburgh, 1936; Boston (NL), 1937; Boston (AL), 1939-51; St. Louis, 1952; Washington, 1953
Sherbrooke	Pittsburgh, 1972-73
Springfield	Washington, 1939; New York (NL), 1943, 1957; San Francisco, 1958-65
Syracuse	Detroit, 1956
Theftord Mines	Pittsburgh, 1974; Milwaukee, 1975
<b>Trenton</b>	Washington, 1937-38; Detroit, 1994; Boston, 1995-2002; <b>New York (AL), 2003-Present</b>
Trois Rivieres	Cincinnati, 1971-77
Utica	Philadelphia (NL), 1943-50
Vermont	Cincinnati, 1984-87; Seattle, 1988
Waterbury	San Francisco, 1966-67, 1977-78; Cleveland, 1968-69, 1985-86; Pittsburgh, 1970-71; Los Angeles, 1973-76; Oakland, 1979; Cincinnati 1980-83
West Haven	New York (AL), 1972-79; Oakland, 1980-82



Wilkes-Barre Williamsport	Cleveland, 1939-51; Detroit, 1954; New York (NL), 1955 Cleveland, 1932, 1987-88; Philadelphia, 1933-42, 1953, 1958-62; Washington, 1944-45; Detroit, 1946-52; Pittsburgh, 1954-56; New York (NL), 1964-67, 1991; Seattle, 1989-90
York	Brooklyn, 1933; St. Louis, 1958-59; Boston, 1962; Washington, 1963-67; Pitts- burgh, 1968-69

### Listing by Major League Affiliate

Anaheim	Erie, 1999-00
<b>Baltimore</b>	Elmira, 1962-68; Hagerstown, 1989-92; <b>Bowie, 1993-Present</b>
<b>Boston (AL)</b>	Hazleton, 1932, 1937-38; Reading, 1933-34, 1964; Elmira, 1936; Scranton, 1939- 51; Albany, 1952-54, 1956-57; Allentown, 1958-60; Johnstown, 1961; York, 1962; Pittsfield, 1965-69; Pawtucket, 1970-72; Bristol, 1973-82; New Britain, 1983-94; Trenton, 1995-2002; <b>Portland, 2003-Present</b>
Boston (NL)	Harrisburg, 1932-35; Scranton, 1937; Hartford, 1938-52
Brooklyn	York, 1933; Allentown, 1936; Elmira, 1937-40, 1950-55
California	Holyoke, 1981-82; Nashua, 1983; Waterbury, 1984
Chicago (AL)	Glens Falls, 1980-85
Chicago (NL)	Lancaster, 1959-60; Pittsfield, 1985-88
Cincinnati	Albany, 1938-39; Trois Rivieres, 1971-77; Waterbury, 1980-83; Vermont, 1984-87
<b>Cleveland</b>	Williamsport, 1932, 1976, 1987-88; Wilkes-Barre, 1939-51; Reading, 1952-61, 1965; Charleston, 1962-64; Pawtucket, 1966-67; Waterbury, 1968-69, 1985-86; Elmira, 1972; Jersey City, 1977; Buffalo, 1983-84; Canton-Akron, 1989-96; <b>Akron, 1997-Present</b>
<b>Colorado</b>	New Haven, 1994-98; New Britain, 2015; <b>Hartford, 2016-Present</b>
<b>Detroit</b>	Elmira, 1941-42; Williamsport, 1946-52; Wilkes-Barre, 1954; Syracuse, 1956; Lancaster, 1958; Glens Falls, 1986-88; London, 1989-93; Trenton, 1994; <b>Erie, 2001-Present</b>
Florida	Portland 1994-2002
Kansas City	Albany, 1958-59; Binghamton, 1962-63; Elmira, 1969-71
Los Angeles	Waterbury, 1973-76
Milwaukee	Thetford Mines, 1975; Berkshire, 1976; Holyoke, 1977-80
Minnesota	Hardware City, 1995-96; New Britain, 1997-2014
Montreal	Quebec, 1971-77; Harrisburg, 1991-2004
<b>New York (AL)</b>	Binghamton, 1932-61, 1967-68; Manchester, 1969-71; West Haven, 1972-79; Al- bany-Colonie, 1985-94; Norwich, 1995-2002; <b>Trenton, 2003-Present</b>
<b>New York (NL)</b>	Springfield, 1943, 1957; Johnstown, 1955-56; Wilkes-Barre, 1955; Williamsport, 1964-67, 1991; <b>Binghamton, 1992-Present</b>
Oakland	Jersey City, 1978; Waterbury, 1979; West Haven, 1980-82; Albany-Colonie, 1983- 84
Philadelphia (AL)	Williamsport, 1933-42, 1953; Elmira, 1943-44
<b>Philadelphia (NL)</b>	Hazleton, 1934-36; Utica 1943-50; Schenectady, 1951-57; Williamsport, 1958-62; <b>Reading, 1967-Present</b>
<b>Pittsburgh</b>	Scranton, 1936; Albany, 1940-50; Williamsport, 1954-56; York, 1968-69; Water- bury, 1970-71; Sherbrooke, 1972-73; Thetford Mines, 1974; Buffalo, 1979-82; Lynn, 1983; Nashua, 1984-86; Harrisburg, 1987-90 <b>Altoona, 1999-Present</b>
San Diego	Elmira, 1969-70
<b>San Francisco</b>	Springfield, 1958-65; Waterbury, 1966-67, 1977-78; Norwich, 2003-2009; <b>Rich- mond, 2010-Present</b>
Seattle	Lynn, 1980-82; Vermont, 1988; Williamsport, 1989-90; New Haven, 1999-2000
St. Louis (AL)	Elmira, 1945-49; Scranton, 1952
St. Louis (NL)	Elmira, 1932-34; Allentown, 1954-56; York, 1958-59; Lancaster, 1961; New Haven, 2001-2002
Texas	Pittsfield, 1972-75
<b>Toronto</b>	New Haven, 2003, <b>Manchester 2004-Present</b>
<b>Washington</b>	Trenton, 1937-38; Springfield, 1939; Williamsport, 1944-45; Scranton, 1953; York, 1963-67; Pittsfield, 1970-71; <b>Harrisburg 2005-Present</b>

## EASTERN LEAGUE ATTENDANCE (1958-2017)

<b>1958</b>		<b>1965</b>		<b>1972</b>		<b>1978</b>	
Springfield	84,794	Pittsfield	79,001	Quebec City	148,818	Reading	66,969
Lancaster	81,932	Elmira	67,075	Three Rivers	119,751	Bristol	64,921
York	76,139	Williamsport	65,189	West Haven	102,537	Holyoke	48,565
Williamsport	75,867	Springfield	61,545	Pawtucket	66,650	West Haven	46,048
Reading	70,722	York	53,345	Sherbrooke	66,101	Waterbury	46,011
Binghamton	62,357	Reading	40,594	Reading	65,874	Jersey City	28,969
Allentown	47,795	Total	366,749	Elmira	54,534	Total	301,483
Albany	43,685	<b>1966</b>		Pittsfield	47,199	<b>1979</b>	
Total	543,471	Waterbury	80,042	Total	671,464	Buffalo	133,148
<b>1959</b>		Pawtucket	74,479	<b>1973</b>		Reading	84,200
Springfield	110,499	Elmira	65,771	Quebec City	116,236	West Haven	71,302
Williamsport	91,819	Williamsport	61,873	Three Rivers	99,565	Bristol	66,844
Allentown	84,430	Pittsfield	51,113	Reading	76,651	Holyoke	50,207
Reading	81,311	York	42,588	West Haven	75,128	Waterbury	30,339
Binghamton	60,499	Total	375,866	Waterbury	73,241	Total	436,040
Lancaster	49,073	<b>1967</b>		Sherbrooke	70,457	<b>1980</b>	
York	48,449	Reading	85,559	Bristol	47,288	Buffalo	130,674
Albany	45,446	Pawtucket	61,401	Pittsfield	44,333	Reading	97,235
Total	571,526	Williamsport	55,704	Total	602,889	Glens Falls	84,472
<b>1960</b>		Elmira	55,189	<b>1974</b>		Bristol	65,991
Allentown	51,654	Binghamton	52,538	Three Rivers	84,843	Holyoke	65,036
Binghamton	71,671	Waterbury	50,744	Quebec City	82,133	Waterbury	54,807
Lancaster	82,895	Pittsfield	40,420	Reading	73,509	Lynn	50,786
Reading	75,777	York	27,826	Waterbury	54,506	West Haven	30,112
Springfield	66,857	Total	429,381	Bristol	47,969	Total	579,113
Williamsport	100,298	<b>1968</b>		West Haven	42,878	<b>1981</b>	
Total	449,152	Reading	107,168	Pittsfield	29,234	Reading	117,050
<b>1961</b>		Elmira	54,998	Thetford Mines	22,516	Glens Falls	101,567
Williamsport	79,183	Pittsfield	48,067	Total	437,588	Buffalo	83,464
Springfield	77,893	Binghamton	47,834	<b>1975</b>		Holyoke	80,117
Binghamton	62,283	York	42,005	Reading	85,257	Bristol	77,066
Johnstown	58,179	Waterbury	40,205	Waterbury	63,847	Waterbury	67,609
Reading	53,283	Total	340,277	Quebec City	55,509	West Haven	55,552
Lancaster	51,311	<b>1969</b>		Three Rivers	54,436	Lynn	38,468
Total	382,132	Manchester	91,165	Bristol	42,238	Total	620,893
<b>1962</b>		Pittsfield	79,642	Pittsfield	34,878	<b>1982</b>	
Elmira	83,328	Reading	69,350	West Haven	26,549	Glens Falls	93,428
Springfield	78,375	York	52,934	Thetford Mines	16,360	Reading	81,875
Williamsport	77,595	Elmira	52,471	Total	379,121	Buffalo	77,077
Binghamton	71,810	Waterbury	37,371	<b>1976</b>		Bristol	67,564
York	57,173	Total	382,933	Reading	71,152	Waterbury	54,757
Charleston	53,935	<b>1970</b>		Waterbury	64,912	Holyoke	54,291
Total	422,216	Pawtucket	105,027	Three Rivers	62,655	West Haven	51,971
<b>1963</b>		Reading	96,684	Quebec City	54,061	Lynn	23,791
Elmira	74,811	Waterbury	70,031	Williamsport	53,757	Total	504,580
Springfield	70,376	Elmira	51,907	Bristol	38,637	<b>1983</b>	
Charleston	52,468	Pittsfield	49,875	West Haven	28,331	Buffalo	220,531
Binghamton	47,465	Manchester	36,928	Berkshire	23,561	Albany	200,126
Reading	46,541	Total	410,452	Total	397,066	Nashua	138,050
York	42,827	<b>1971</b>		<b>1977</b>		New Britain	130,433
Total	334,488	Three Rivers	109,436	Waterbury	76,626	Reading	88,484
<b>1964</b>		Quebec City	99,688	Holyoke	61,171	Glens Falls	64,562
Elmira	65,528	Reading	78,737	Quebec City	60,524	Waterbury	55,274
Springfield	63,221	Pawtucket	75,159	Jersey City	60,024	Lynn	31,575
Reading	51,200	Waterbury	64,568	Bristol	57,563	Total	909,015
Williamsport	51,002	Elmira	52,949	Reading	57,540	<b>1978</b>	
Charleston	45,422	Pittsfield	49,770	Three Rivers	52,927	Reading	88,484
York	35,540	Manchester	28,981	West Haven	41,072	Glens Falls	64,562
Total	311,913	Total	559,198	Total	467,447	Waterbury	55,274

<b>1984</b>		<b>1990</b>		<b>1996</b>		<b>2001</b>	
Buffalo	223,443	Harrisburg	223,503	Trenton	437,396	Akron	485,582
Albany	199,534	Reading	204,240	Portland	408,503	Reading	458,585
Nashua	126,263	Albany	203,423	Bowie	396,086	Trenton	411,322
Vermont	121,012	Canton-Akron	203,096	Reading	375,326	Portland	383,022
Glens Falls	103,225	Hagerstown	167,725	Norwich	269,022	Bowie	350,127
New Britain	79,949	London	167,664	New Haven	254,084	Altoona	348,316
Reading	67,333	New Britain	123,017	Harrisburg	230,744	Harrisburg	279,691
Waterbury	36,323	Williamsport	76,921	Canton-Akron	213,278	New Britain	261,331
Total	957,082	Total	1,369,589	Binghamton	202,461	Erie	246,404
<b>1985</b>		<b>1991</b>		Hardware City	160,765	Norwich	231,481
Albany	324,003	Reading	250,610	Total	2,947,665	Binghamton	197,113
New Britain	90,802	Harrisburg	233,423	<b>1997</b>		New Haven	186,301
Vermont	90,478	Canton-Akron	218,397	Akron	473,232	Total	3,839,275
Reading	76,819	Hagerstown	193,753	Trenton	446,527	<b>2002</b>	
Nashua	73,867	Albany	171,466	Bowie	409,285	Reading	486,570
Glens Falls	69,260	London	150,435	Reading	398,182	Trenton	408,463
Pittsfield	60,585	New Britain	146,632	Portland	397,117	Akron	400,187
Waterbury	37,318	Williamsport	96,711	Norwich	244,246	Portland	382,738
Total	823,132	Total	1,461,427	Harrisburg	242,431	Altoona	363,871
<b>1986</b>		<b>1992</b>		New Haven	232,101	Bowie	341,322
Albany	316,034	Reading	287,078	Binghamton	200,513	Harrisburg	266,808
Reading	83,508	Binghamton	259,183	New Britain	151,718	New Britain	265,484
New Britain	81,617	Harrisburg	209,159	Total	3,195,352	Norwich	222,134
Nashua	78,103	Canton-Akron	194,362	<b>1998</b>		Binghamton	214,289
Vermont	77,959	Albany	145,936	Akron	521,122	Erie	211,899
Glens Falls	70,020	Hagerstown	130,331	Trenton	457,344	New Haven	182,164
Pittsfield	47,709	New Britain	125,393	Reading	414,658	Total	3,745,929
Waterbury	37,267	London	112,913	Bowie	400,058	<b>2003</b>	
Total	792,215	Total	1,464,355	Portland	398,800	Reading	465,717
<b>1987</b>		<b>1993</b>		Harrisburg	259,381	Akron	445,603
Albany	285,016	Reading	313,083	Norwich	243,817	Trenton	427,567
Harrisburg	212,141	Canton-Akron	273,639	Binghamton	216,191	Portland	405,021
Reading	100,895	Bowie	254,861	New Haven	197,342	Altoona	365,376
Vermont	85,621	Harrisburg	250,476	New Britain	181,643	Bowie	324,813
New Britain	83,338	Binghamton	225,467	Total	3,290,356	New Britain	268,532
Glens Falls	79,303	New Britain	140,915	<b>1999</b>		Harrisburg	257,898
Williamsport	77,140	Albany-Colonie	137,541	Akron	522,459	Binghamton	211,533
Pittsfield	51,551	London	103,840	Reading	448,367	Erie	197,656
Total	976,005	Total	1,699,822	Trenton	440,033	Norwich	158,622
<b>1988</b>		<b>1994</b>		Bowie	421,398	New Haven	140,922
Harrisburg	216,740	Portland	375,197	Portland	402,582	Total	3,669,260
Albany	214,663	Reading	338,249	Altoona	323,932	<b>2004</b>	
Reading	144,107	Trenton	318,252	Harrisburg	253,399	Akron	478,611
Williamsport	100,586	Bowie	293,665	Norwich	244,442	Reading	478,257
New Britain	77,965	New Haven	276,316	Erie	234,257	Portland	434,684
Vermont	68,894	Canton-Akron	255,002	Binghamton	203,674	Trenton	402,280
Glens Falls	57,314	Harrisburg	234,774	New Haven	197,163	Altoona	394,062
Pittsfield	53,121	Binghamton	217,600	New Britain	177,026	Bowie	312,354
Total	933,390	New Britain	129,696	Total	3,868,732	New Britain	311,671
<b>1989</b>		Albany-Colonie	115,819	<b>2000</b>		Harrisburg	255,978
Canton-Akron	203,986	Total	2,554,570	Akron	481,060	Erie	245,117
Harrisburg	200,196	<b>1995</b>		Reading	452,343	Binghamton	216,493
Albany	192,862	Bowie	463,976	Trenton	408,262	New Hampshire	215,961
Reading	178,734	Trenton	453,915	Bowie	400,338	Norwich	168,559
London	167,679	Portland	429,763	Portland	370,702	Total	3,914,027
Hagerstown	161,630	Reading	383,984	Altoona	333,968		
New Britain	110,943	New Haven	283,766	Harrisburg	250,384		
Williamsport	66,767	Norwich	281,473	Norwich	226,551		
Total	1,272,797	Harrisburg	240,488	New Britain	220,127		
		Binghamton	200,077	Erie	206,208		
		Canton-Akron	195,049	New Haven	185,086		
		Hardware City	124,560	Binghamton	184,695		
		Total	3,057,051	Total	3,719,724		

<b>2005</b>		<b>2009</b>		<b>2013</b>		<b>2017</b>	
Reading	469,105	Reading	460,791	Reading	436,134	Reading	411,698
Akron	455,056	Portland	404,709	Richmond	434,769	Richmond	386,185
Trenton	410,926	New Hampshire	386,991	Trenton	360,010	Hartford	395,196
Portland	396,277	New Britain	366,682	New Hampshire	353,639	Portland	356,153
Altoona	390,239	Trenton	371,602	Portland	341,420	Akron	343,351
New Britain	337,687	Akron	316,836	New Britain	307,097	Trenton	349,013
Bowie	314,277	Altoona	275,945	Akron	295,459	New Hampshire	284,108
New Hampshire	279,556	Bowie	247,660	Altoona	286,227	Altoona	294,486
Harrisburg	264,728	Harrisburg	228,771	Harrisburg	284,367	Harrisburg	262,872
Erie	233,415	Erie	220,909	Bowie	252,593	Bowie	234,789
Binghamton	222,243	Binghamton	210,526	Erie	206,780	Erie	214,394
Norwich	170,686	Connecticut	203,005	Binghamton	185,093	Binghamton	190,765
Total	3,944,195	Total	3,694,397	Total	3,743,582	Total	3,723,010
<b>2006</b>		<b>2010</b>		<b>2014</b>			
Reading	460,216	Richmond	463,842	Richmond	418,147		
Trenton	413,068	Reading	456,466	Reading	394,458		
Akron	412,995	Portland	390,772	Portland	359,427		
Portland	400,534	New Hampshire	386,102	Akron	350,704		
Altoona	365,407	New Britain	368,523	New Hampshire	340,299		
New Britain	328,406	Trenton	384,028	Trenton	361,369		
New Hampshire	300,049	Harrisburg	294,325	New Britain	302,865		
Bowie	285,277	Altoona	286,321	Harrisburg	273,645		
Harrisburg	253,937	Akron	261,563	Altoona	275,823		
Binghamton	215,336	Bowie	251,728	Bowie	248,630		
Erie	206,875	Erie	218,748	Erie	209,299		
Connecticut	170,807	Binghamton	203,823	Binghamton	171,279		
Total	3,812,907	Total	3,966,241	Total	3,705,945		
<b>2007</b>		<b>2011</b>		<b>2015</b>			
Reading	466,385	Reading	456,957	Richmond	417,828		
Portland	421,368	Richmond	447,520	Reading	417,010		
Trenton	412,312	New Britain	363,759	Portland	368,291		
New Hampshire	371,710	Trenton	379,501	New Hampshire	348,539		
Altoona	356,339	New Hampshire	373,482	Trenton	347,231		
Akron	355,376	Portland	369,424	Akron	340,916		
New Britain	341,816	Harrisburg	291,248	Altoona	302,761		
Bowie	287,098	Altoona	285,906	Harrisburg	301,588		
Binghamton	230,053	Akron	266,265	New Britain	267,377		
Harrisburg	229,241	Bowie	255,832	Bowie	256,865		
Erie	220,401	Erie	224,443	Erie	203,655		
Connecticut	195,235	Binghamton	209,044	Binghamton	188,104		
Total	3,887,334	Total	3,923,381	Total	3,760,165		
<b>2008</b>		<b>2012</b>		<b>2016</b>			
Reading	436,789	Richmond	438,002	Reading	420,320		
Portland	412,403	Reading	426,623	Richmond	390,693		
Trenton	409,131	New Hampshire	377,317	Portland	374,746		
New Hampshire	373,227	Portland	374,930	Akron	350,077		
New Britain	365,756	Trenton	373,355	Trenton	347,661		
Altoona	346,973	New Britain	339,100	New Hampshire	338,387		
Akron	342,816	Harrisburg	280,964	Altoona	272,640		
Bowie	261,459	Altoona	270,613	Harrisburg	269,172		
Erie	234,955	Akron	256,473	Bowie	236,349		
Binghamton	220,638	Bowie	248,210	Erie	210,040		
Connecticut	202,004	Erie	208,725	Binghamton	172,859		
Harrisburg	164,182	Binghamton	196,929	Hartford	41,569		
Total	3,770,333	Total	3,791,241	Total	3,424,513		

# LEAGUE STANDINGS AND PLAYOFF RESULTS 1923-2017

## 1923 (New York-Pennsylvania League)

TEAM	W	L	PCT.	GB	MANAGER
<b>Williamsport Billies</b>	<b>82</b>	<b>42</b>	<b>.661</b>	---	<b>Harry Hinchman</b>
York White Roses	73	51	.589	9	Frank Desseau
Scranton Miners	68	54	.557	13	Joe Ward
Binghamton Triplets	67	55	.549	14	John Hummel
Wilkes-Barre Barons	47	74	.388	33.5	Tom Downey
Elmira Red Jackets	30	91	.248	50.5	John Riley

## 1924 (New York-Pennsylvania League)

TEAM	W	L	PCT.	GB	MANAGER
<b>Williamsport Grays</b>	<b>87</b>	<b>46</b>	<b>.654</b>	---	<b>Harry Hinchman</b>
York White Roses	80	48	.625	4.5	Frank Desseau
Scranton Miners	72	61	.541	15	Jack Egan
Harrisburg Senators	70	60	.539	15.5	Steve Yerkes/Mickey LaLonge/Glenn Killinger
Binghamton Triplets	62	65	.488	22	John Hummel/Mick Konnick/Bud Weiser
Elmira Colonels	57	76	.429	30	Armando Marsans/Leo Hanley
Wilkes-Barre Barons	51	82	.383	36	Tom Downey/Dutch Bannon/Joe Wall
Utica Indians/Oneonta Indians	43	84	.339	41	Ambrose McConnell/Ben Egan/Roy Thomas

**NOTE:** The Utica franchise moved to Oneonta on August 7th.

## 1925 (New York-Pennsylvania League)

TEAM	W	L	PCT.	GB	MANAGER
<b>York White Roses</b>	<b>77</b>	<b>55</b>	<b>.583</b>	---	<b>Frank Desseau</b>
Williamsport Grays	77	55	.583	---	Harry Hinchman
Binghamton Triplets	65	63	.508	10	John Haddock/Mick Konnick
Elmira Colonels	66	65	.504	10.5	Ed Barney
Scranton Miners	64	69	.481	13.5	Jack Egan
Harrisburg Senators	61	69	.469	15	Rankin Johnson
Wilkes-Barre Barons	60	71	.458	16.5	James Sharpe/George Maisel
Shamokin Shammies	54	77	.412	22.5	Amos Strunk/Clyde Mearke

**Playoffs:** York defeated Williamsport (3-1).

## 1926 (New York-Pennsylvania League)

TEAM	W	L	PCT.	GB	MANAGER
<b>Scranton Miners</b>	<b>84</b>	<b>50</b>	<b>.627</b>	---	<b>Jack Egan</b>
York White Roses	79	57	.581	6	Frank Desseau
Williamsport Grays	69	65	.515	15	Harry Hinchman
Elmira Colonels	68	67	.504	16.5	Joseph Dunn
Binghamton Triplets	67	67	.500	17	Mike Konnick
Shamokin Indians	61	68	.473	20.5	W.G. "Allen" Killinger
Wilkes-Barre Barons	56	73	.434	25.5	George Maisel/Earl Potteiger
Harrisburg Senators	47	84	.359	35.5	Rankin Johnson/Joe Lightner

## 1927 (New York-Pennsylvania League)

TEAM	W	L	PCT.	GB	MANAGER
<b>Harrisburg Senators</b>	<b>87</b>	<b>51</b>	<b>.630</b>	---	<b>Win Clark</b>
Wilkes-Barre Barons	80	56	.588	6	Earl Potteiger
York White Roses	79	58	.577	7.5	Frank Desseau/Johnny Tillman
Elmira Colonels	67	73	.479	21	Joseph Dunn
Scranton Miners	61	72	.459	23.5	Gus Getz
Shamokin Indians	62	78	.443	26	Irvin Trout
Binghamton Triplets	57	81	.413	30	Mike McNally
Williamsport Grays	56	80	.412	30	George Burns

## 1928 (New York-Pennsylvania League)

TEAM	W	L	PCT.	GB	MANAGER
<b>Harrisburg Senators</b>	<b>82</b>	<b>54</b>	<b>.603</b>	---	<b>Glenn Killinger</b>
Binghamton Triplets	83	57	.593	1	Mike McNally
Wilkes-Barre Barons	71	65	.522	11	Mike Konnick
Williamsport Grays	69	71	.493	15	George Burns
York White Roses	65	72	.474	17.5	Win Clark
Syracuse Stars	64	74	.464	19	Mike O'Neill
Scranton Miners	58	77	.430	23.5	Gus Getz
Elmira Colonels	58	80	.420	25	Jack Sheehan

\*League Champion Listed in Bold

**1929 (New York-Pennsylvania League)**

TEAM	W	L	PCT.	GB	MANAGER
<b>Binghamton Triplets</b>	<b>83</b>	<b>56</b>	<b>.597</b>	---	<b>Mike McNally</b>
Williamsport Grays	79	60	.568	4	Glenn Killinger
Harrisburg Senators	75	62	.547	7	Johnny Tillman
York White Roses	71	66	.518	11	John Bentley
Elmira Colonels	66	72	.478	16.5	Jake Pitler
Scranton Miners	64	75	.460	19	Mike O'Neill
Syracuse Stars/Hazleton Mountaineers	63	74	.460	19	Irvin "Kaiser" Wilhelm
Wilkes-Barre Barons	50	86	.368	31.5	Mike Konnick/Don Sykes/Charles "Punch" Knoll

*NOTE:* The Syracuse franchise moved to Hazleton on June 16th.

**1930 (New York-Pennsylvania League)**

TEAM	W	L	PCT.	GB	MANAGER
<b>Wilkes-Barre Barons</b>	<b>79</b>	<b>59</b>	<b>.572</b>	---	<b>Mike McNally</b>
Elmira Colonels	73	64	.533	5.5	Jake Pitler
Williamsport Grays	74	65	.532	5.5	Glenn Killinger
Harrisburg Senators	70	69	.504	9.5	Johnny Tillman
Binghamton Triplets	67	72	.482	12.5	Billy Webb
York White Roses	66	73	.475	13.5	John Bentley
Hazleton Mountaineers	63	76	.453	16.5	Walter Holke
Scranton Miners	62	76	.449	17	Buck Elliott

**1931 (New York-Pennsylvania League)**

TEAM	W	L	PCT.	GB	MANAGER
<b>Harrisburg Senators</b>	<b>83</b>	<b>56</b>	<b>.597</b>	---	<b>Joe Cobb/Eddie Onslow</b>
Wilkes-Barre Barons	80	59	.576	3	Mike McNally
Binghamton Triplets	76	64	.543	7.5	Heinie Groh
Williamsport Grays	76	64	.543	7.5	Glenn Killinger
York White Roses	73	67	.521	10.5	Jack Bentley/Frank Uzman
Scranton Miners	69	70	.496	14	Buck Elliott/Ernie Vick
Hazleton Mountaineers	57	82	.410	26	Hugh Fitzgerald/Jake Pitler
Elmira Colonels	44	96	.314	39.5	Jake Pitler/Freddy Coumbe/Joe Sugden

**1932 (New York-Pennsylvania League)**

TEAM	W	L	PCT.	GB	MANAGER
<b>Wilkes-Barre Barons</b>	<b>78</b>	<b>61</b>	<b>.561</b>	---	<b>Mike McNally</b>
Harrisburg Senators	74	66	.529	4.5	Eddie Onslow
York White Roses	72	66	.522	5.5	Russ Wrightstone/Frank Dessau
Scranton Miners	72	68	.514	6.5	Bill Clymer/Bob Shawkey
Binghamton Triplets	69	71	.493	9.5	Heinie Groh/Bill Meyer
Hazleton Mountaineers	67	72	.482	11	Jake Pitler
Williamsport Grays	63	76	.453	15	Herb Moran/Harry Hinchman/Glenn Killinger
Elmira Red Wings	62	77	.446	16	Jack Bentley/Clay Hopper

**1933 (New York-Pennsylvania League)**

TEAM	W	L	PCT.	GB	MANAGER
<b>Binghamton Triplets</b>	<b>79</b>	<b>55</b>	<b>.590</b>	---	<b>Bill Meyer</b>
Reading Red Sox	80	56	.588	---	Nemo Leibold
Wilkes-Barre Barons	71	67	.514	10	Elmer Yoter
Elmira Red Wings	67	69	.493	13	Bobby Rice/Eddie Dyer
Scranton Miners	64	70	.478	15	Bob Shawkey
Williamsport Grays	64	73	.467	16.5	Mike McNally
Harrisburg Senators	60	76	.441	20	Eddie Onslow
York White Roses	59	78	.431	21.5	Frank Dessau

**1934 (New York-Pennsylvania League)**

Overall Standings	W	L	PCT.	GB	MANAGER
<b>Williamsport Grays</b>	<b>78</b>	<b>60</b>	<b>.565</b>	---	<b>Mike McNally</b>
Binghamton Triplets	76	62	.551	2	Bill Meyer
Reading Red Sox	72	66	.522	6	Nemo Leibold
Scranton Miners	71	67	.514	7	Jake Pitler
Wilkes-Barre Barons	66	67	.496	9.5	Elmer Yoter
Elmira Red Wings	63	75	.457	15	Ira Smith/Joe Mathes
Hazleton Mountaineers	61	75	.449	16	Frank Uzman
Harrisburg Senators	60	75	.444	16.5	Leslie Mann

**\*League Champion Listed in Bold**

**1934 (New York-Pennsylvania League)**

<i>First Half Standings</i>					<i>Second Half Standings</i>				
	W	L	PCT.	GB		W	L	PCT.	GB
Binghamton Triplets	41	28	.594	---	<b>Williamsport Grays</b>	<b>41</b>	<b>27</b>	<b>.603</b>	---
Reading Red Sox	37	32	.536	4	Scranton Miners	39	29	.574	4
<b>Williamsport Grays</b>	<b>37</b>	<b>33</b>	<b>.529</b>	<b>4.5</b>	Binghamton Triplets	35	34	.507	6.5
Elmira Red Wings	35	35	.500	6.5	Reading Red Sox	35	34	.507	6.5
Wilkes-Barre Barons	34	35	.493	7	Wilkes-Barre Barons	32	32	.500	7
Scranton Miners	32	38	.457	9.5	Hazleton Mountaineers	30	37	.448	10.5
Hazleton Mountaineers	31	38	.449	10	Harrisburg Senators	29	36	.446	10.5
Harrisburg Senators	31	39	.443	10.5	Elmira Red Wings	28	40	.412	13

**Playoffs:** Williamsport defeated Binghamton (4-2).

**1935 (New York-Pennsylvania League)**

<i>Overall Standings</i>					MANAGER
	W	L	PCT.	GB	
Scranton Miners	81	54	.600	---	Joe Shaute
Wilkes-Barre Barons	79	57	.581	2.5	Elmer Yoter
Hazleton Mountaineers	74	56	.569	4.5	Andy High
<b>Binghamton Triplets</b>	<b>75</b>	<b>60</b>	<b>.556</b>	<b>6</b>	<b>Bill Meyer</b>
Williamsport Grays	64	69	.481	16	Mike McNally
Harrisburg Senators	59	77	.434	22.5	Art Shires
Elmira Pioneers	58	79	.426	24	Bill Hunnenfeld/Frank Bedenk/Emmet McCann/Fred Coumbe
Reading Keys/Allentown Brooks	49	87	.360	32.5	Zach Taylor

<i>First Half Standings</i>					<i>Second Half Standings</i>				
	W	L	PCT.	GB		W	L	PCT.	GB
Scranton Miners	44	23	.657	---	<b>Binghamton Triplets</b>	<b>40</b>	<b>29</b>	<b>.580</b>	---
Wilkes-Barre Barons	41	26	.612	3	Hazleton Mountaineers	40	30	.571	.5
Hazleton Mountaineers	34	26	.567	6.5	Elmira Pioneers	38	30	.559	1.5
Williamsport Grays	35	28	.556	7	Wilkes-Barre Barons	38	31	.551	2
<b>Binghamton Triplets</b>	<b>35</b>	<b>31</b>	<b>.530</b>	<b>8.5</b>	Scranton Miners	37	31	.544	2.5
Harrisburg Senators	33	34	.493	11	Williamsport Grays	29	41	.414	11.5
Reading Keys	21	46	.313	23	Reading/Allentown Brooks	28	41	.406	12
Elmira Pioneers	20	49	.290	25	Harrisburg Senators	26	43	.377	14

**Playoffs:** Binghamton defeated Scranton (4-3).

**NOTE:** The Reading franchise moved to Allentown on July 9th.

**1936 (New York-Pennsylvania League)**

<i>Overall Standings</i>					MANAGER
	W	L	PCT.	GB	
Binghamton Triplets	81	58	.583	---	Bill Skiff
<b>Scranton Miners</b>	<b>78</b>	<b>60</b>	<b>.565</b>	<b>2.5</b>	<b>Elmer Yoter</b>
Elmira Pioneers	79	61	.564	2.5	Rabbit Maranville
Williamsport Grays	78	62	.557	3.5	Mike McNally
Allentown Brooks	71	68	.511	10	Bruno Betzel
Hazleton Mountaineers	66	72	.478	14.5	Andy High/Frank Uzmann
Wilkes-Barre Barons	62	75	.453	18	Jake Pitler
York White Roses/Trenton Senators	40	99	.288	41	Dutch Dorman/Walter Smallwood

<i>First Half Standings</i>					<i>Second Half Standings</i>				
	W	L	PCT.	GB		W	L	PCT.	GB
<b>Scranton Miners</b>	<b>42</b>	<b>27</b>	<b>.609</b>	---	Elmira Pioneers	44	26	.629	---
Binghamton Triplets	38	32	.543	4.5	Binghamton Triplets	43	26	.623	.5
Williamsport Grays	37	33	.529	5.5	Williamsport Grays	41	29	.586	3
Hazleton Mountaineers	36	34	.514	6.5	Allentown Brooks	37	33	.529	7
Elmira Pioneers	35	35	.500	7.5	<b>Scranton Miners</b>	<b>36</b>	<b>33</b>	<b>.522</b>	<b>7.5</b>
Allentown Brooks	34	35	.493	8	Wilkes-Barre Barons	30	38	.441	13
Wilkes-Barre Barons	32	37	.464	10	Hazleton Mountaineers	30	38	.441	13
York White Roses	24	45	.348	18	Trenton Senators	16	54	.229	28

**Playoffs:** Scranton defeated Elmira (4-0 with one tie).

**NOTE:** The York franchise moved to Trenton for the start of the second half on July 2nd.

**\*League Champion Listed in Bold**

**1937 (New York-Pennsylvania League)**

TEAM	W	L	PCT.	GB	MANAGER
<b>Elmira Pioneers</b>	<b>84</b>	<b>51</b>	<b>.622</b>	---	<b>Bruno Betzel</b>
Wilkes-Barre Barons	77	57	.575	6.5	Mike McNally
Hazleton Red Sox	76	61	.555	9	George "Specs" Toporcer
Binghamton Triplets	67	69	.493	17.5	Bill Skiff
Williamsport Grays	67	69	.493	17.5	Ollie Marquardt
Scranton Miners	63	75	.457	22.5	Bob Coleman
Trenton Senators	54	80	.403	29.5	Bud Shaney/Spencer Abbott
Albany Senators	54	80	.403	29.5	Bill McCorry

**Playoffs:** Binghamton defeated Williamsport in a one game playoff for fourth place. Elmira defeated Hazleton (3-1). Wilkes-Barre defeated Binghamton (3-1). Elmira defeated Wilkes-Barre (4-1).

**1938**

TEAM	W	L	PCT.	GB	MANAGER
Binghamton Triplets	84	51	.622	---	Bruno Betzel
Hazleton Red Sox	81	58	.583	5	George "Specs" Toporcer
<b>Elmira Pioneers</b>	<b>71</b>	<b>65</b>	<b>.522</b>	<b>13.5</b>	<b>Clyde Sukeforth</b>
Hartford Laurels	67	67	.500	16.5	Eddie Onslow
Albany Senators	68	70	.493	17.5	Bill McCorry
Williamsport Grays	65	74	.468	21	Marty McManus
Trenton Senators	62	77	.446	24	Spencer Abbott
Wilkes-Barre Barons	51	87	.370	34.5	Mike McNally

**Playoffs:** Hazleton defeated Hartford (3-0). Elmira defeated Binghamton (3-2). Elmira defeated Hazleton (4-1).

**1939**

TEAM	W	L	PCT.	GB	MANAGER
<b>Scranton Red Sox</b>	<b>80</b>	<b>60</b>	<b>.571</b>	---	<b>Nemo Leibold</b>
Elmira Pioneers	75	64	.540	4.5	Clyde Sukeforth
Springfield Nationals	74	66	.529	6	Spencer Abbott
Albany Senators	72	67	.518	7.5	Rabbit Maranville
Binghamton Triplets	71	69	.507	9	Bruno Betzel
Williamsport Grays	71	69	.507	9	Marty McManus
Hartford Bees	58	82	.414	22	Fresco Thompson
Wilkes-Barre Barons	58	82	.414	22	Eddie Phillips

**Playoffs:** Scranton defeated Springfield (3-2). Albany defeated Elmira (3-2). Scranton defeated Albany (4-1).

**1940**

TEAM	W	L	PCT.	GB	MANAGER
Scranton Red Sox	79	60	.568	---	Nemo Leibold
<b>Binghamton Triplets</b>	<b>77</b>	<b>62</b>	<b>.554</b>	<b>2</b>	<b>Bruno Betzel</b>
Hartford Bees	72	66	.522	6.5	Jack Onslow
Albany Senators	70	70	.500	9.5	George "Specs" Toporcer
Springfield Nationals	68	69	.496	10	Spencer Abbott
Elmira Pioneers	67	72	.482	12	Bill Killefer
Williamsport Grays	60	74	.448	16.5	Fresco Thompson
Wilkes-Barre Barons	56	76	.424	19.5	Earl Wolgamot

**Playoffs:** Binghamton defeated Albany (3-1). Hartford defeated Scranton (3-1). Binghamton defeated Hartford (4-1).

**1941**

TEAM	W	L	PCT.	GB	MANAGER
Wilkes-Barre Barons	87	51	.630	---	Earl Wolgamot
Williamsport Grays	82	55	.599	4.5	Spencer Abbott
<b>Elmira Pioneers</b>	<b>71</b>	<b>67</b>	<b>.514</b>	<b>16</b>	<b>Ray Brubaker</b>
Scranton Red Sox	71	68	.511	16.5	Nemo Leibold
Binghamton Triplets	68	69	.496	18.5	Phil Page
Albany Senators	66	73	.475	21.5	George "Specs" Toporcer
Hartford Bees	54	81	.400	31.5	Jack Onslow
Springfield Nationals	50	85	.370	35.5	Rabbit Maranville

**Playoffs:** Elmira defeated Wilkes-Barre (3-0 with one tie). Williamsport defeated Scranton (3-0). Elmira defeated Williamsport (4-3).

**\*League Champion Listed in Bold**



**1942**

<b>TEAM</b>	<b>W</b>	<b>L</b>	<b>PCT.</b>	<b>GB</b>	<b>MANAGER</b>
Albany Senators	84	56	.600	---	James "Rip" Collins
<b>Scranton Red Sox</b>	<b>83</b>	<b>57</b>	<b>.593</b>	<b>1</b>	<b>Nemo Leibold</b>
Binghamton Triplets	80	60	.571	4	Eddie Sawyer
Wilkes-Barre Barons	79	61	.564	5	Earl Wolgamot
Williamsport Grays	76	63	.547	7.5	Spencer Abbott
Elmira Pioneers	62	77	.446	21.5	Ray Brubaker
Hartford Bees	62	78	.443	22	Del Bissonette
Springfield Rifles	33	107	.236	51	Les Bell

**Playoffs:** Scranton defeated Wilkes-Barre (3-0). Binghamton defeated Albany (3-2). Scranton defeated Binghamton (4-1).

**1943**

<b>TEAM</b>	<b>W</b>	<b>L</b>	<b>PCT.</b>	<b>GB</b>	<b>MANAGER</b>
Scranton Red Sox	87	51	.630	---	Nemo Leibold
<b>Elmira Pioneers</b>	<b>79</b>	<b>60</b>	<b>.568</b>	<b>8.5</b>	<b>Ray Brubaker</b>
Hartford Bees	77	59	.566	9	Del Bissonette
Wilkes-Barre Barons	77	61	.558	10	Tony Lazzeri
Albany Senators	74	65	.532	13.5	James "Rip" Collins
Binghamton Triplets	74	66	.529	14	Eddie Sawyer
Springfield Rifles	46	88	.343	39	Spencer Abbott
Utica Braves	37	101	.268	50	Wally Schang

**Playoffs:** Scranton defeated Hartford (3-1). Elmira defeated Wilkes-Barre (3-2). Elmira defeated Scranton (4-2 with one tie).

**1944**

<b>TEAM</b>	<b>W</b>	<b>L</b>	<b>PCT.</b>	<b>GB</b>	<b>MANAGER</b>
Hartford Laurels	99	38	.723	---	Del Bissonette
Albany Senators	91	47	.659	8.5	James "Rip" Collins
Utica Blue Sox	69	69	.500	30.5	Eddie Sawyer
<b>Binghamton Triplets</b>	<b>64</b>	<b>71</b>	<b>.474</b>	<b>34</b>	<b>Gene Martin</b>
Williamsport Grays	64	75	.460	36	Ray Kolp
Elmira Pioneers	58	80	.420	41.5	Al Todd
Scranton Miners	56	83	.403	44	Heinie Manush
Wilkes-Barre Barons	51	89	.364	49.5	Jack Sanford

**Playoffs:** Binghamton defeated Albany (3-0). Utica defeated Hartford (3-2). Binghamton defeated Utica (4-2).

**1945**

<b>TEAM</b>	<b>W</b>	<b>L</b>	<b>PCT.</b>	<b>GB</b>	<b>MANAGER</b>
Utica Blue Sox	83	52	.615	---	Eddie Sawyer
Wilkes-Barre Barons	78	59	.569	6	Dick Porter/Mike McNally
<b>Albany Senators</b>	<b>79</b>	<b>61</b>	<b>.564</b>	<b>6.5</b>	<b>James "Rip" Collins</b>
Hartford Bees	68	67	.504	15	Merle Settlemyre
Scranton Miners	67	69	.493	16.5	Elmer Yoter
Elmira Pioneers	64	73	.467	20	Jimmy Adair
Binghamton Triplets	56	81	.409	28	Bill Cronin
Williamsport Grays	52	85	.380	32	Ray Kolp

**Playoffs:** Albany defeated Utica (4-2). Wilkes-Barre defeated Hartford (4-2). Albany defeated Wilkes-Barre (4-3).

**1946**

<b>TEAM</b>	<b>W</b>	<b>L</b>	<b>PCT.</b>	<b>GB</b>	<b>MANAGER</b>
<b>Scranton Red Sox</b>	<b>96</b>	<b>43</b>	<b>.691</b>	---	<b>Elmer Yoter</b>
Albany Senators	78	62	.557	18.5	James "Rip" Collins
Wilkes-Barre Barons	76	62	.551	19.5	Dick Porter
Hartford Bees	71	67	.514	24.5	Dutch Dorman
Elmira Pioneers	65	72	.475	30	Ralph Winegarner
Williamsport Grays	59	80	.424	37	Gerard Lipscomb/Harry Davis
Utica Blue Sox	59	80	.424	37	Eddie Sawyer
Binghamton Triplets	51	89	.364	45.5	Garland Braxton/Lefty Gomez

**Playoffs:** Scranton defeated Wilkes-Barre (4-0). Hartford defeated Albany (4-2). Scranton defeated Hartford (4-1).

\*League Champion Listed in Bold

**1947**

<b>TEAM</b>	<b>W</b>	<b>L</b>	<b>PCT.</b>	<b>GB</b>	<b>MANAGER</b>
<b>Utica Blue Sox</b>	<b>90</b>	<b>48</b>	<b>.652</b>	---	<b>Eddie Sawyer</b>
Albany Senators	80	58	.580	10	Pinky May
Wilkes-Barre Barons	80	60	.571	11	Bill Norman
Scranton Red Sox	78	62	.557	13	Eddie Popowski
Williamsport Tigers	66	74	.471	25	George Detore
Hartford Chiefs	58	82	.414	33	Dutch Dorman
Elmira Pioneers	54	86	.386	37	Ralph Winegarner
Binghamton Triplets	52	88	.371	39	Lefty Gomez

**Playoffs:** Utica defeated Wilkes-Barre (4-2). Albany defeated Scranton (4-3). Utica defeated Albany (4-3).

**1948**

<b>TEAM</b>	<b>W</b>	<b>L</b>	<b>PCT.</b>	<b>GB</b>	<b>MANAGER</b>
<b>Scranton Red Sox</b>	<b>89</b>	<b>51</b>	<b>.636</b>	---	<b>Mike Ryba</b>
Albany Senators	86	54	.614	3	Pinky May
Utica Blue Sox	83	56	.597	5.5	Dick Porter/Pat Colgan
Hartford Chiefs	74	67	.525	15.5	Earle Browne
Williamsport Tigers	73	68	.518	16.5	Gene Desautels
Binghamton Triplets	58	82	.414	31	Buddy Hassett
Elmira Pioneers	49	91	.350	40	Stan "Packy" Rogers
Wilkes-Barre Barons	48	91	.345	40.5	Bill Norman

**Playoffs:** Hartford defeated Williamsport in a one-game playoff for fourth place. Scranton defeated Utica (4-1). Albany defeated Hartford (4-3). Scranton defeated Albany (4-0).

**1949**

<b>TEAM</b>	<b>W</b>	<b>L</b>	<b>PCT.</b>	<b>GB</b>	<b>MANAGER</b>
Albany Senators	93	47	.664	---	Pinky May
Scranton Red Sox	79	61	.564	14	Mike Ryba/Jack Burns
Wilkes-Barre Indians	77	63	.550	16	Bill Norman
<b>Binghamton Triplets</b>	<b>70</b>	<b>70</b>	<b>.500</b>	<b>23</b>	<b>George Selkirk</b>
Hartford Chiefs	66	74	.471	27	Earle Brown/James "Rip" Collins
Williamsport Tigers	66	74	.471	27	Gene Desautels
Elmira Pioneers	58	82	.414	35	Donald Heffner/John Tobin/Salvador Madrid
Utica Blue Sox	51	89	.364	42	Pat Colgan

**Playoffs:** Wilkes-Barre defeated Albany (4-0). Binghamton defeated Scranton (4-0). Binghamton defeated Wilkes-Barre (4-3).

**1950**

<b>TEAM</b>	<b>W</b>	<b>L</b>	<b>PCT.</b>	<b>GB</b>	<b>MANAGER</b>
<b>Wilkes-Barre Barons</b>	<b>90</b>	<b>48</b>	<b>.652</b>	---	<b>Bill Norman</b>
Binghamton Triplets	81	58	.583	9.5	George Selkirk
Hartford Chiefs	80	59	.576	10.5	James "Rip" Collins
Albany Senators	66	73	.475	24.5	Pinky May
Utica Blue Sox	64	73	.467	25.5	Leon Riley
Williamsport Grays	61	77	.442	29	Jack Tighe
Elmira Pioneers	58	81	.417	32.5	Greg Mulleavy/George Fallon
Scranton Miners	54	85	.388	36.5	Jack Burns

**Playoffs:** Wilkes-Barre defeated Hartford (4-2). Binghamton defeated Albany (4-1). Wilkes-Barre defeated Binghamton (4-1).

**1951**

<b>TEAM</b>	<b>W</b>	<b>L</b>	<b>PCT.</b>	<b>GB</b>	<b>MANAGER</b>
Wilkes-Barre Indians	85	54	.612	---	Bill Norman
<b>Scranton Red Sox</b>	<b>77</b>	<b>60</b>	<b>.562</b>	<b>7</b>	<b>Jack Burns</b>
Elmira Pioneers	74	64	.536	10.5	George Fallon
Hartford Chiefs	75	65	.536	10.5	Tommy Holmes/Travis Jackson
Schenectady Blue Jays	73	66	.525	12	Leon Riley
Binghamton Triplets	69	69	.500	15.5	Bill Skiff
Williamsport Tigers	55	84	.396	30	Schoolboy Rowe
Albany Senators	46	92	.333	38.5	Pinky May

**Playoffs:** Elmira defeated Wilkes-Barre (4-3). Scranton defeated Hartford (4-0). Scranton defeated Elmira (4-0).

**\*League Champion Listed in Bold**

**1952**

<b>TEAM</b>	<b>W</b>	<b>L</b>	<b>PCT.</b>	<b>GB</b>	<b>MANAGER</b>
Albany Senators	82	54	.603	---	Jack Burns
<b>Binghamton Triplets</b>	<b>77</b>	<b>60</b>	<b>.562</b>	<b>5.5</b>	<b>Jimmy Gleason</b>
Reading Indians	75	63	.543	8	Kerby Farrell
Schenectady Blue Jays	73	65	.529	10	Dan Carnevale
Elmira Pioneers	72	68	.514	12	George Fallon
Scranton Miners	66	73	.475	17.5	Zack Taylor
Hartford Chiefs	59	79	.428	24	Del Bissonette
Williamsport Tigers	48	90	.348	35	Paul Campbell

**Playoffs:** Reading defeated Albany (4-1). Binghamton defeated Schenectady (4-3). Binghamton defeated Reading (4-1).

**1953**

<b>TEAM</b>	<b>W</b>	<b>L</b>	<b>PCT.</b>	<b>GB</b>	<b>MANAGER</b>
Reading Indians	101	47	.682	---	Kerby Farrell
<b>Binghamton Triplets</b>	<b>96</b>	<b>55</b>	<b>.636</b>	<b>6.5</b>	<b>Phil Page</b>
Schenectady Blue Jays	86	65	.570	16.5	Skeeter Newsome
Albany Senators	78	74	.513	25	Jack Burns/Elmer Yoter
Elmira Pioneers	70	80	.467	32	Albert Brancato
Williamsport Athletics	65	85	.433	37	George Staller
Wilkes-Barre Barons	54	95	.362	47.5	Danny Litwhiler
Scranton Miners	51	100	.338	51.5	Morris Aderholt

**Playoffs:** Reading defeated Schenectady (4-2). Binghamton defeated Albany (4-1). Binghamton defeated Reading (4-2).

**1954**

<b>TEAM</b>	<b>W</b>	<b>L</b>	<b>PCT.</b>	<b>GB</b>	<b>MANAGER</b>
Wilkes-Barre Barons	80	59	.576	---	Dan Carnevale
Elmira Pioneers	77	63	.550	3.5	Tommy Holmes
<b>Albany Senators</b>	<b>75</b>	<b>64</b>	<b>.540</b>	<b>5</b>	<b>Jack Burns</b>
Reading Indians	71	69	.507	9.5	Pinky May
Binghamton Triplets	70	70	.500	10.5	Phil Page
Allentown Cardinals	66	74	.471	14.5	Dutch Dorman/Harold Olt
Williamsport Grays	63	77	.450	17.5	Larry Shepard
Schenectady Blue Jays	57	83	.407	23.5	George Stimweiss/Lew Krausse

**Playoffs:** Albany defeated Wilkes-Barre (4-2). Reading defeated Elmira (4-0). Albany defeated Reading (4-1).

**1955**

<b>TEAM</b>	<b>W</b>	<b>L</b>	<b>PCT.</b>	<b>GB</b>	<b>MANAGER</b>
Reading Indians	84	53	.613	---	Jo Jo White
<b>Allentown Cardinals</b>	<b>78</b>	<b>60</b>	<b>.565</b>	<b>6.5</b>	<b>Harold Olt</b>
Binghamton Triplets	75	62	.547	9	George Stimweiss
Schenectady Blue Jays	74	64	.536	10.5	Don Osborn
Williamsport Grays	71	66	.518	13	Larry Shepard
Wilkes-Barre Barons/Johnstown Johnnies	59	78	.431	25	Mike McCormick
Elmira Pioneers	56	83	.403	29	Ray Hathaway
Albany Senators	53	84	.387	31	Bert Haas

**Playoffs:** Schenectady defeated Reading (3-1). Allentown defeated Binghamton (3-1). Allentown defeated Schenectady (3-2).

**NOTE:** The Wilkes-Barre franchise moved to Johnstown on July 1st.

**1956**

<b>TEAM</b>	<b>W</b>	<b>L</b>	<b>PCT.</b>	<b>GB</b>	<b>MANAGER</b>
<b>Schenectady Blue Jays</b>	<b>84</b>	<b>54</b>	<b>.609</b>	---	<b>Dick Carter</b>
Binghamton Triplets	81	58	.583	3.5	Freddie Fitzsimmons
Reading Indians	80	59	.576	4.5	Don Heffner
Allentown Cardinals	70	67	.511	13.5	Roland LeBlanc
Syracuse Chiefs	62	77	.446	22.5	Red McQuillen/Joe Torpey/Frank Calo
Albany Senators	61	77	.442	23	Sheriff Robinson
Williamsport Grays	60	78	.435	24	John Fitzpatrick
Johnstown Johnnies	55	83	.399	29	Andy Gilbert/Frank Genovese

**Playoffs:** Schenectady defeated Allentown (3-0). Reading defeated Binghamton (3-0). Schenectady defeated Reading (3-0).

**\*League Champion Listed in Bold**

1957

TEAM	W	L	PCT.	GB	MANAGER
Binghamton Triplets	85	55	.607	---	Steve Souchock
Schenectady Blue Jays	83	57	.593	2	Dick Carter
<b>Reading Indians</b>	<b>74</b>	<b>66</b>	<b>.529</b>	<b>11</b>	<b>Jo Jo White</b>
Albany Senators	66	73	.475	18.5	Eddie Popowski
Syracuse Chiefs/Allentown Chiefs	56	84	.400	29	Frank Calo
Springfield Giants	55	84	.396	29.5	Mike McCormick/Ray Murray

**Playoffs:** Albany defeated Binghamton (3-2). Reading defeated Schenectady (3-0). Reading defeated Albany (3-1).

**NOTE:** The Syracuse franchise moved to Allentown on July 13th.

1958

*Overall Standings*

NORTHERN DIVISION	W	L	PCT.	GB	MANAGER
Springfield Giants	68	65	.511	---	Andy Gilbert
Williamsport Grays	67	65	.508	.5	Dick Carter
<b>Binghamton Triplets</b>	<b>66</b>	<b>68</b>	<b>.493</b>	<b>2.5</b>	<b>Steve Souchock</b>
Albany Senators	57	70	.449	8	Alfred Evans
SOUTHERN DIVISION	W	L	PCT.	GB	MANAGER
Lancaster Red Roses	75	57	.568	---	Johnny Pesky
Reading Indians	75	58	.564	.5	Clyde McCullough
York White Roses	68	61	.527	5.5	Joe Schultz
Allentown Red Sox	51	83	.381	25	Eddie Popowski

*First Half Standings*

NORTHERN DIVISION	W	L	PCT.	GB
<b>Binghamton Triplets</b>	<b>45</b>	<b>27</b>	<b>.625</b>	---
Springfield Giants	36	35	.507	8.5
Williamsport Grays	33	38	.465	11.5
Albany Senators	26	40	.394	16
SOUTHERN DIVISION	W	L	PCT.	GB
York White Roses	40	28	.588	---
Reading Indians	40	31	.563	1.5
Lancaster Red Roses	37	33	.529	4
Allentown Red Sox	24	49	.329	18.5

*Second Half Standings*

NORTHERN DIVISION	W	L	PCT.	GB
Williamsport Grays	34	27	.557	---
Springfield Giants	32	30	.516	2.5
Albany Senators	31	30	.508	3
<b>Binghamton Triplets</b>	<b>31</b>	<b>41</b>	<b>.339</b>	<b>13.5</b>
SOUTHERN DIVISION	W	L	PCT.	GB
Lancaster Red Roses	38	24	.613	---
Reading Indians	35	27	.565	3
York White Roses	28	33	.459	9.5
Allentown Red Sox	27	34	.443	10.5

**Playoffs:** Lancaster defeated York (3-1). Binghamton defeated Williamsport (3-0). Binghamton defeated Lancaster (3-2).

1959

TEAM	W	L	PCT.	GB	MANAGER
<b>Springfield Giants</b>	<b>85</b>	<b>55</b>	<b>.607</b>	---	<b>Andy Gilbert</b>
Allentown Red Sox	82	59	.582	3.5	Sheriff Robinson
Williamsport Grays	81	60	.574	4.5	Frank Lucchesi
Binghamton Triplets	71	68	.511	13.5	Charles Silvera
Reading Indians	71	69	.507	14	Al Hollingsworth
York White Roses	59	81	.421	26	Mike Ryba/Eddie Lyons
Lancaster Red Roses	57	83	.407	28	Nick Cullopp
Albany Senators	54	85	.388	30.5	Alfred Evans

**Playoffs:** Allentown defeated Williamsport in a one game playoff to determine second place. Springfield defeated Binghamton (3-0). Williamsport defeated Allentown (3-0). Springfield defeated Williamsport (3-1).

1960

TEAM	W	L	PCT.	GB	MANAGER
<b>Williamsport Grays</b>	<b>76</b>	<b>62</b>	<b>.551</b>	---	<b>Frank Lucchesi</b>
Binghamton Triplets	70	69	.504	6.5	Damon Phillips
<b>Springfield Giants</b>	<b>69</b>	<b>70</b>	<b>.496</b>	<b>7.5</b>	<b>Andy Gilbert</b>
Reading Indians	69	71	.493	8	Ray Mueller
Allentown Red Sox	67	72	.482	9.5	Sheriff Robinson
Lancaster Red Roses	66	73	.475	10.5	Phil Cavarretta

**Playoffs:** Williamsport defeated Reading (2-0). Springfield defeated Binghamton (2-1). Williamsport and Springfield declared co-champions when championship series was stopped due to rain with Williamsport leading 1 game to 0.

**\*League Champion Listed in Bold**

**1961**

<b>TEAM</b>	<b>W</b>	<b>L</b>	<b>PCT.</b>	<b>GB</b>	<b>MANAGER</b>
<b>Springfield Giants</b>	<b>85</b>	<b>54</b>	<b>.612</b>	---	<b>Andy Gilbert</b>
Williamsport Grays	79	61	.564	6.5	Andy Seminick
Binghamton Triplets	75	64	.540	10	Jimmy Gleeson
Johnstown Red Sox	61	79	.436	24.5	Eddie Popowski
Lancaster Red Roses	60	80	.429	25.5	Chase Riddle
Reading Indians	59	81	.421	26.5	Ray Mueller

**1962**

<b>TEAM</b>	<b>W</b>	<b>L</b>	<b>PCT.</b>	<b>GB</b>	<b>MANAGER</b>
Williamsport Grays	83	57	.593	---	Frank Lucchesi
<b>Elmira Pioneers</b>	<b>72</b>	<b>68</b>	<b>.514</b>	<b>11</b>	<b>Earl Weaver</b>
York White Roses	70	70	.500	13	Mel Parnell
Springfield Giants	68	72	.486	15	Andy Gilbert
Charleston Indians	67	73	.479	16	John Lipon
Binghamton Triplets	60	80	.429	23	Granny Hamner/Dan Carnevale

**Playoffs:** Williamsport defeated Springfield (2-1). Elmira defeated York (2-1). Elmira defeated Williamsport (3-1).

**1963**

<b>TEAM</b>	<b>W</b>	<b>L</b>	<b>PCT.</b>	<b>GB</b>	<b>MANAGER</b>
<b>Charleston Indians</b>	<b>83</b>	<b>57</b>	<b>.593</b>	---	<b>John Lipon</b>
Elmira Pioneers	76	64	.543	7	Earl Weaver
Springfield Giants	72	68	.514	11	Buddy Kerr
Binghamton Triplets	65	75	.464	18	John McNamara
York White Roses	63	77	.450	20	Danny O'Connell/John Schiave
Reading Red Sox	61	79	.436	22	Eddie Popowski

**1964**

<b>TEAM</b>	<b>W</b>	<b>L</b>	<b>PCT.</b>	<b>GB</b>	<b>MANAGER</b>
<b>Elmira Pioneers</b>	<b>82</b>	<b>58</b>	<b>.586</b>	---	<b>Earl Weaver</b>
Reading Red Sox	80	60	.571	2	Eddie Popowski
Springfield Giants	77	63	.550	5	Andy Gilbert
Charleston Indians	70	70	.500	12	Bob Nieman
Williamsport Mets	56	84	.400	26	Ernie White
York White Roses	55	85	.393	27	Jim Lemon

**1965**

<b>TEAM</b>	<b>W</b>	<b>L</b>	<b>PCT.</b>	<b>GB</b>	<b>MANAGER</b>
<b>Pittsfield Red Sox</b>	<b>85</b>	<b>55</b>	<b>.607</b>	---	<b>Eddie Popowski</b>
Elmira Pioneers	83	55	.601	1	Earl Weaver
York White Roses	67	72	.482	17.5	Billy Klaus
Williamsport Mets	67	73	.479	18	Kerby Farrell/Bunky Warren
Springfield Giants	63	77	.450	22	Andy Gilbert
Reading Indians	53	86	.381	31.5	Whitey Kurowski

**1966**

<b>TEAM</b>	<b>W</b>	<b>L</b>	<b>PCT.</b>	<b>GB</b>	<b>MANAGER</b>
<b>Elmira Pioneers</b>	<b>88</b>	<b>51</b>	<b>.633</b>	---	<b>Darrell Johnson</b>
Pawtucket Indians	68	71	.489	20	Clay Bryant
Pittsfield Red Sox	68	71	.489	20	Eddie Popowski
Williamsport Mets	68	72	.486	20.5	Bill Virdon
Waterbury Giants	64	76	.457	24.5	Andy Gilbert
York White Roses	62	77	.446	26	Billy Klaus

**1967**

<b>EASTERN DIVISION</b>	<b>W</b>	<b>L</b>	<b>PCT.</b>	<b>GB</b>	<b>MANAGER</b>
<b>Binghamton Triplets</b>	<b>82</b>	<b>58</b>	<b>.586</b>	---	<b>Jack Reed</b>
Pittsfield Red Sox	75	62	.547	5.5	Billy Gardner
Waterbury Giants	71	69	.507	11	Andy Gilbert
Pawtucket Indians	67	71	.486	14	John "Red" Davis
<b>WESTERN DIVISION</b>	<b>W</b>	<b>L</b>	<b>PCT.</b>	<b>GB</b>	<b>MANAGER</b>
Elmira Pioneers	74	65	.532	---	Billy DeMars
Williamsport Mets	73	66	.525	1	Roy Sievers
Reading Phillies	70	69	.504	4	Frank Lucchesi
York White Roses	43	95	.312	30.5	Billy Klaus/George Case

**Playoffs:** Binghamton defeated Elmira (3-1).

**\*League Champion Listed in Bold**

**1968**

<b>TEAM</b>	<b>W</b>	<b>L</b>	<b>PCT.</b>	<b>GB</b>	<b>MANAGER</b>
Pittsfield Red Sox	84	55	.604	---	Billy Gardner
<b>Reading Phillies</b>	<b>81</b>	<b>59</b>	<b>.579</b>	<b>3.5</b>	<b>Frank Lucchesi</b>
Elmira Pioneers	77	63	.550	7.5	Cal Ripken, Sr.
Binghamton Triplets	67	72	.482	17	Frank Verdi/Cloyd Boyer/Jim Gleeson
York Pirates	58	82	.414	26.5	Joe Morgan
Waterbury Indians	52	88	.371	32.5	Phil Cavarretta/Ray Mueller

**Playoffs:** Pittsfield defeated Elmira (2-0). Reading defeated Binghamton (2-0). Reading defeated Pittsfield (3-1).

**1969**

<b>TEAM</b>	<b>W</b>	<b>L</b>	<b>PCT.</b>	<b>GB</b>	<b>MANAGER</b>
<b>York Pirates</b>	<b>89</b>	<b>50</b>	<b>.640</b>	---	<b>Joe Morgan</b>
Reading Phillies	81	59	.579	8.5	Bob Wellman
Elmira Pioneers	70	71	.496	20	Harry Bright
Pittsfield Red Sox	68	72	.486	21.5	Billy Gardner
Manchester Yankees	64	75	.460	25	Jerry Walker
Waterbury Indians	48	93	.340	42	Clay Bryant

**Playoffs:** Cancelled due to weather with Elmira leading Reading 1 game to 0 and Pittsfield leading York 1 game to 0.

**1970**

<b>TEAM</b>	<b>W</b>	<b>L</b>	<b>PCT.</b>	<b>GB</b>	<b>MANAGER</b>
<b>Waterbury Pirates</b>	<b>79</b>	<b>62</b>	<b>.560</b>	---	<b>John "Red" Davis</b>
Reading Phillies	78	63	.553	1	Andy Seminick
Pittsfield Senators	72	66	.522	5.5	Dick Gernert/Joe Klein
Pawtucket Red Sox	68	70	.493	9.5	Matt Sczesny
Manchester Yankees	66	73	.475	12	Gene Hassell
Elmira Pioneers	55	84	.396	23	Harry Malmberg

**Playoffs:** Waterbury defeated Reading in a one game playoff to determine championship.

**1971**

<b>AMERICAN DIVISION</b>	<b>W</b>	<b>L</b>	<b>PCT.</b>	<b>GB</b>	<b>MANAGER</b>
<b>Elmira Royals</b>	<b>78</b>	<b>61</b>	<b>.561</b>	---	<b>Harry Malmberg</b>
Pittsfield Senators	68	69	.496	9	Joe Klein
Pawtucket Red Sox	63	76	.453	15	Billy Gardner
Manchester Yankees	61	75	.449	15.5	Mickey Vernon
<b>NATIONAL DIVISION</b>	<b>W</b>	<b>L</b>	<b>PCT.</b>	<b>GB</b>	<b>MANAGER</b>
Trois Rivières Aigles	78	59	.569	---	Jim Snyder
Reading Phillies	72	67	.518	7	Nolan Campbell
Waterbury Pirates	68	70	.493	10.5	John "Red" Davis
Quebec City Carnivals	64	75	.460	15	Gus Niarhos

**Playoffs:** Elmira defeated Trois Rivières (3-1).

**1972**

<b>AMERICAN DIVISION</b>	<b>W</b>	<b>L</b>	<b>PCT.</b>	<b>GB</b>	<b>MANAGER</b>
<b>West Haven Yankees</b>	<b>84</b>	<b>56</b>	<b>.600</b>	---	<b>Bobby Cox</b>
Pittsfield Senators	66	73	.475	17.5	Joe Klein
Pawtucket Red Sox	61	79	.436	23	Don Lock
Elmira Pioneers	46	91	.336	36.5	Len Johnston
<b>NATIONAL DIVISION</b>	<b>W</b>	<b>L</b>	<b>PCT.</b>	<b>GB</b>	<b>MANAGER</b>
Trois Rivières Aigles	76	60	.559	---	Jim Snyder
Sherbrooke Pirates	77	63	.550	1	Steve Demeter
Quebec City Carnivals	75	64	.540	2.5	Karl Kuehl
Reading Phillies	70	69	.504	7.5	Jim Bunning

**Playoffs:** West Haven defeated Trois Rivières (3-0).

**\*League Champion Listed in Bold**

## 1973

AMERICAN DIVISION	W	L	PCT.	GB	MANAGER
Pittsfield Rangers	75	61	.551	---	Joe Klein
West Haven Yankees	72	66	.522	4	Doc Edwards
Bristol Red Sox	62	77	.446	14.5	Rac Slider
Waterbury Dodgers	59	79	.428	17	Don LeJohn
NATIONAL DIVISION	W	L	PCT.	GB	MANAGER
<b>Reading Phillies</b>	<b>76</b>	<b>62</b>	<b>.551</b>	---	<b>Cal Emery</b>
Sherbrooke Pirates	76	63	.547	.5	Tim Murtaugh
Trois Rivieres Aigles	67	72	.482	9.5	Jim Snyder
Quebec City Carnavals	65	72	.474	10.5	Karl Kuehl

Playoffs: Reading defeated Pittsfield (3-1).

## 1974

AMERICAN DIVISION	W	L	PCT.	GB	MANAGER
Bristol Red Sox	74	61	.548	---	Stan Williams
Pittsfield Rangers	69	70	.496	7	Joe Klein
Waterbury Dodgers	64	72	.471	10.5	Don LeJohn
West Haven Yankees	58	79	.423	17	Doc Edwards
NATIONAL DIVISION	W	L	PCT.	GB	MANAGER
Quebec City Carnavals	76	64	.543	---	Lance Nichols
<b>Thetford Mines Pirates</b>	<b>75</b>	<b>65</b>	<b>.536</b>	<b>1</b>	<b>Tim Murtaugh</b>
Reading Phillies	69	66	.511	4.5	Bob Wellman
Trois Rivieres Aigles	65	73	.471	10	Jim Snyder

Playoffs: Thetford Mines defeated Bristol (2-0). Pittsfield defeated Quebec City (2-0). Thetford Mines defeated Pittsfield (2-0).

## 1975

<i>Overall Standings</i>	W	L	PCT.	GB	MANAGER
Reading Phillies	84	53	.613	---	Bob Wellman
<b>Bristol Red Sox</b>	<b>81</b>	<b>57</b>	<b>.587</b>	<b>3.5</b>	<b>Dick McAuffiffe/Bill Slack</b>
Waterbury Dodgers	77	59	.566	6.5	Don LeJohn
West Haven Yankees	66	71	.482	18	Pete Ward
Quebec City Carnavals	63	73	.463	20.5	Lance Nichols
Pittsfield Rangers	59	73	.447	22.5	Jackie Moore/Orlando Martinez
Thetford Mines Pirates	59	80	.424	26	John Felske
Trois Rivieres Aigles	57	80	.416	27	Jim Snyder/Ron Plaza

<i>First Half Standings</i>	W	L	PCT.	GB	<i>Second Half Standings</i>	W	L	PCT.	GB
Reading Phillies	41	20	.672	---	<b>Bristol Red Sox</b>	<b>46</b>	<b>27</b>	<b>.630</b>	---
Waterbury Dodgers	42	26	.618	2.5	Reading Phillies	43	33	.566	4.5
<b>Bristol Red Sox</b>	<b>35</b>	<b>30</b>	<b>.538</b>	<b>8</b>	West Haven Yankees	39	34	.534	7
Pittsfield Rangers	27	32	.458	13	Waterbury Dodgers	35	33	.515	8.5
Thetford Mines Pirates	28	35	.444	14	Quebec City Carnavals	35	37	.486	10.5
Quebec City Carnavals	28	36	.438	14.5	Pittsfield Rangers	32	41	.438	14
West Haven Yankees	27	37	.422	15.5	Trois Rivieres Aigles	32	43	.427	15
Trois Rivieres Aigles	25	37	.403	16.5	Thetford Mines Pirates	31	34	.408	16.5

Playoffs: Bristol defeated Reading (3-0).

## 1976

NORTH DIVISION	W	L	PCT.	GB	MANAGER
Trois Rivieres Aigles	83	55	.601	---	Roy Majtyka
Quebec City Metros	78	59	.569	4.5	Lance Nichols
Berkshire Brewers	68	68	.500	14	John Felske
Waterbury Dodgers	62	73	.459	19.5	Don LeJohn
SOUTH DIVISION	W	L	PCT.	GB	MANAGER
<b>West Haven Yankees</b>	<b>80</b>	<b>59</b>	<b>.576</b>	---	<b>Pete Ward</b>
Bristol Red Sox	74	60	.552	3.5	John Kennedy
Reading Phillies	54	82	.397	24.5	Bob Wellman/Granny Hamner
WilliamSPORT Tomahawks	48	91	.345	32	John "Red" Davis

Playoffs: West Haven defeated Trois Rivieres (3-0).

\*League Champion Listed in Bold

1977

CANADIAN-AMERICAN DIVISION					
	W	L	PCT.	GB	MANAGER
Trois Rivieres Aigles	76	62	.551	---	Chuck Goggin
Quebec City Metros	65	70	.481	9.5	Doc Edwards
Reading Phillies	63	75	.457	13	Lee Elia
Jersey City Indians	40	97	.292	35.5	John Orsino
NEW ENGLAND DIVISION					
	W	L	PCT.	GB	MANAGER
<b>West Haven Yankees</b>	<b>86</b>	<b>52</b>	<b>.623</b>	---	<b>Mike Ferraro</b>
Waterbury Giants	77	63	.550	10	Andy Gilbert
Holyoke Millers	73	66	.525	13.5	Matt Galante
Bristol Red Sox	72	67	.518	14.5	John Kennedy

Playoffs: West Haven defeated Trois Rivieres (3-0).

1978

Overall Standings									
	W	L	PCT.	GB	MANAGER				
West Haven Yankees	82	57	.590	---	Stump Merrill				
Reading Phillies	79	57	.581	1.5	Lee Elia				
<b>Bristol Red Sox</b>	<b>72</b>	<b>66</b>	<b>.522</b>	<b>9.5</b>	<b>Tony Torchia</b>				
Waterbury Giants	65	74	.468	17	Andy Gilbert				
Holyoke Millers	61	76	.445	20	George Farson				
Jersey City A's	54	83	.394	27	John Kennedy				
First Half Standings			Second Half Standings						
W	L	PCT.	GB	W	L	PCT.	GB		
<b>Bristol Red Sox</b>	<b>40</b>	<b>29</b>	<b>.580</b>	---	Reading Phillies	43	24	.642	---
West Haven Yankees	39	31	.557	1.5	West Haven Yankees	43	26	.623	1
Reading Phillies	36	33	.522	4	Waterbury Giants	37	32	.536	7
Holyoke Millers	35	34	.507	5	<b>Bristol Red Sox</b>	<b>32</b>	<b>37</b>	<b>.464</b>	<b>12</b>
Jersey City A's	30	39	.435	10	Holyoke Millers	26	42	.382	17.5
Waterbury Giants	28	42	.400	12.5	Jersey City A's	24	44	.353	19.5

Playoffs: Bristol defeated Reading (2-0).

1979

Overall Standings									
	W	L	PCT.	GB	MANAGER				
<b>West Haven Yankees</b>	<b>83</b>	<b>56</b>	<b>.597</b>	---	<b>Stump Merrill</b>				
Reading Phillies	77	61	.558	5.5	Jim Snyder				
Bristol Red Sox	73	66	.525	10	Tony Torchia				
Buffalo Bisons	72	67	.518	11	Steve Demeter				
Holyoke Millers	63	76	.453	20	George Farson				
Waterbury A's	49	91	.350	34.5	Ed Nottle				
First Half Standings			Second Half Standings						
W	L	PCT.	GB	W	L	PCT.	GB		
<b>West Haven Yankees</b>	<b>42</b>	<b>28</b>	<b>.600</b>	---	<b>West Haven Yankees</b>	<b>41</b>	<b>28</b>	<b>.594</b>	---
Reading Phillies	37	32	.536	4.5	Reading Phillies	40	29	.580	1
Bristol Red Sox	37	33	.529	5	Bristol Red Sox	36	33	.522	5
Buffalo Bisons	36	33	.522	5.5	Buffalo Bisons	36	34	.514	5.5
Holyoke Millers	33	37	.471	9	Holyoke Millers	30	39	.435	11
Waterbury A's	24	46	.343	18	Waterbury A's	25	45	.357	16.5

1980

Overall Standings					
NORTHERN DIVISION					
	W	L	PCT.	GB	MANAGER
<b>Holyoke Millers</b>	<b>78</b>	<b>61</b>	<b>.561</b>	---	<b>Lee Sigman</b>
Buffalo Bisons	67	70	.489	10	Steve Demeter
Lynn Sailors	66	71	.482	11	Bobby Floyd
Glens Falls White Sox	63	74	.460	14	Mike Pazik
SOUTHERN DIVISION					
	W	L	PCT.	GB	MANAGER
Bristol Red Sox	79	60	.568	---	Tony Torchia
Reading Phillies	78	61	.561	1	Ron Clark
Waterbury Reds	75	64	.540	4	Mike Compton
West Haven White Caps	47	92	.338	32	Ed Nottle

\*League Champion Listed in Bold



1980

*First Half Standings*

NORTHERN DIVISION	W	L	PCT.	GB
Buffalo Bisons	39	29	.574	---
Glens Falls White Sox	37	31	.544	2
Lynn Sailors	35	32	.522	3.5
<b>Holyoke Millers</b>	<b>35</b>	<b>34</b>	<b>.507</b>	<b>4.5</b>

SOUTHERN DIVISION	W	L	PCT.	GB
Waterbury Reds	41	28	.594	---
Bristol Red Sox	32	37	.464	9
Reading Phillies	30	39	.435	11
West Haven White Caps	25	44	.362	16

*Second Half Standings*

NORTHERN DIVISION	W	L	PCT.	GB
<b>Holyoke Millers</b>	<b>43</b>	<b>27</b>	<b>.614</b>	---
Lynn Sailors	31	39	.443	12
Buffalo Bisons	28	41	.406	14.5
Glens Falls White Sox	26	43	.377	16.5

SOUTHERN DIVISION	W	L	PCT.	GB
Reading Phillies	48	22	.686	---
Bristol Red Sox	47	23	.671	1
Waterbury Reds	34	36	.486	14
West Haven White Caps	22	48	.314	26

**Playoffs:** Holyoke defeated Buffalo (2-0). Waterbury defeated Reading (2-0). Holyoke defeated Waterbury (2-1).

1981

*Overall Standings*

NORTHERN DIVISION	W	L	PCT.	GB	MANAGER
Glens Falls White Sox	83	52	.615	---	Jim Mahoney
Holyoke Millers	68	70	.493	16.5	Jim Saul
Lynn Sailors	62	76	.449	22.5	Bobby Floyd
Buffalo Bisons	56	81	.409	28	John Lipon

SOUTHERN DIVISION	W	L	PCT.	GB	MANAGER
<b>Bristol Red Sox</b>	<b>79</b>	<b>58</b>	<b>.577</b>	---	<b>Tony Torchia</b>
Reading Phillies	76	63	.547	4	Ron Clark
West Haven A's	71	67	.514	8.5	Bob Didier
Waterbury Reds	55	83	.399	24.5	George Scherger

*First Half Standings*

NORTHERN DIVISION	W	L	PCT.	GB
Glens Falls White Sox	41	27	.603	---
Holyoke Millers	37	32	.536	4.5
Lynn Sailors	30	39	.435	11.5
Buffalo Bisons	23	46	.333	18.5

SOUTHERN DIVISION	W	L	PCT.	GB
Reading Phillies	41	28	.609	---
West Haven A's	32	37	.571	2
<b>Bristol Red Sox</b>	<b>30</b>	<b>39</b>	<b>.544</b>	<b>4</b>
Waterbury Reds	25	44	.377	15.5

*Second Half Standings*

NORTHERN DIVISION	W	L	PCT.	GB
Glens Falls White Sox	42	25	.627	---
Buffalo Bisons	33	35	.485	9.5
Lynn Sailors	32	37	.464	11
Holyoke Millers	31	38	.449	12

SOUTHERN DIVISION	W	L	PCT.	GB
<b>Bristol Red Sox</b>	<b>42</b>	<b>27</b>	<b>.609</b>	---
Reading Phillies	34	35	.493	8
West Haven A's	31	37	.456	10.5
Waterbury Reds	29	40	.420	13

**Playoffs:** Bristol defeated Reading (2-0). Bristol defeated Glens Falls (3-2).

1982

*Overall Standings*

NORTHERN DIVISION	W	L	PCT.	GB	MANAGER
Lynn Sailors	82	57	.590	---	Mickey Bowers
Glens Falls White Sox	77	63	.550	5.5	Jim Mahoney
Holyoke Millers	63	77	.450	19.5	Jack Hiatt
Buffalo Bisons	55	84	.396	27	Tommy Sandt

SOUTHERN DIVISION	W	L	PCT.	GB	MANAGER
<b>West Haven A's</b>	<b>86</b>	<b>54</b>	<b>.614</b>	---	<b>Bob Didier</b>
Bristol Red Sox	75	65	.536	11	Tony Torchia
Reading Phillies	63	75	.457	22	John Felske
Waterbury Reds	56	82	.406	29	Jim Lett

*First Half Standings*

NORTHERN DIVISION	W	L	PCT.	GB
Glens Falls White Sox	36	29	.554	---
Lynn Sailors	30	30	.500	3.5
Holyoke Millers	29	39	.426	8.5
Buffalo Bisons	25	43	.368	12.5

SOUTHERN DIVISION	W	L	PCT.	GB
<b>West Haven A's</b>	<b>42</b>	<b>21</b>	<b>.667</b>	---
Bristol Red Sox	34	30	.531	8.5
Reading Phillies	33	31	.516	9.5
Waterbury Reds	29	35	.453	13.5

*Second Half Standings*

NORTHERN DIVISION	W	L	PCT.	GB
Lynn Sailors	52	27	.658	---
Glens Falls White Sox	41	34	.547	9
Holyoke Millers	34	38	.472	14.5
Buffalo Bisons	30	41	.423	18

SOUTHERN DIVISION	W	L	PCT.	GB
<b>West Haven A's</b>	<b>44</b>	<b>33</b>	<b>.571</b>	---
Bristol Red Sox	41	35	.539	2.5
Reading Phillies	30	44	.405	12.5
Waterbury Reds	27	47	.365	15.5

**Playoffs:** Lynn defeated Glens Falls (2-0). West Haven defeated Lynn (3-0).

\*League Champion Listed in Bold

**1983**

<b>TEAM</b>	<b>W</b>	<b>L</b>	<b>PCT.</b>	<b>GB</b>	<b>MANAGER</b>
Reading Phillies	96	44	.686	---	Bill Dancy
Lynn Pirates	77	62	.554	18.5	Tommy Sandt
Buffalo Bisons	74	65	.532	21.5	Al Gallagher
<b>New Britain Red Sox</b>	<b>72</b>	<b>67</b>	<b>.518</b>	<b>23.5</b>	<b>Rac Slider</b>
Albany-Colonie A's	63	73	.463	31	Pete Whisenant
Nashua Angels	60	80	.429	36	Winston Llenas
Waterbury Reds	59	80	.424	36.5	Jim Lett
Glens Falls White Sox	53	83	.390	41	Adrian Garrett

**Playoffs:** New Britain defeated Reading (2-1). Lynn defeated Buffalo (2-0). New Britain defeated Lynn (3-1).

**1984**

<b>TEAM</b>	<b>W</b>	<b>L</b>	<b>PCT.</b>	<b>GB</b>	<b>MANAGER</b>
Albany-Colonie A's	81	57	.587	---	Keith Lieppman
Glens Falls White Sox	75	63	.543	6	John Boles
Waterbury Angels	76	64	.543	6	Winston Llenas
<b>Vermont Reds</b>	<b>75</b>	<b>65</b>	<b>.536</b>	<b>7</b>	<b>Jack Lind</b>
Buffalo Bisons	72	67	.518	9.5	Jack Aker
New Britain Red Sox	64	76	.457	18	Rac Slider
Nashua Pirates	58	82	.414	24	Bill Scripture
Reading Phillies	56	83	.403	25.5	Bill Dancy

**Playoffs:** Vermont defeated Albany (3-0). Waterbury defeated Glens Falls (3-1). Vermont defeated Waterbury (3-2).

**1985**

<b>TEAM</b>	<b>W</b>	<b>L</b>	<b>PCT.</b>	<b>GB</b>	<b>MANAGER</b>
Albany-Colonie Yankees	82	57	.590	---	Barry Foote
Waterbury Indians	75	64	.540	7	Jack Aker
New Britain Red Sox	75	64	.540	7	Ed Nottle
<b>Vermont Reds</b>	<b>71</b>	<b>67</b>	<b>.514</b>	<b>10.5</b>	<b>Jack Lind</b>
Glens Falls White Sox	68	71	.489	14	Steve Dillard
Nashua Pirates	66	73	.475	16	John Lipon
Pittsfield Cubs	59	79	.428	22.5	Tom Spencer
Reading Phillies	58	79	.423	23	Tony Taylor

**Playoffs:** Vermont defeated Albany-Colonie (3-1). New Britain defeated Waterbury (3-1). Vermont defeated New Britain (3-1).

**1986**

<b>TEAM</b>	<b>W</b>	<b>L</b>	<b>PCT.</b>	<b>GB</b>	<b>MANAGER</b>
Reading Phillies	77	59	.566	---	George Culver
<b>Vermont Reds</b>	<b>77</b>	<b>62</b>	<b>.554</b>	<b>1.5</b>	<b>Jay Ward</b>
Pittsfield Cubs	76	64	.543	3	Tom Spencer
Glens Falls Tigers	67	71	.486	11	Bob Schaefer
Waterbury Indians	66	73	.475	12.5	Orlando Gomez
Albany-Colonie Yankees	65	74	.468	13.5	Jim Saul
New Britain Red Sox	64	73	.467	13.5	Tony Torchia
Nashua Pirates	62	78	.443	17	Dennis Rogers

**Playoffs:** Vermont defeated Pittsfield (3-2). Reading defeated Glens Falls (3-1). Vermont defeated Reading (3-2).

**1987**

<b>TEAM</b>	<b>W</b>	<b>L</b>	<b>PCT.</b>	<b>GB</b>	<b>MANAGER</b>
Pittsfield Cubs	87	51	.630	---	Jim Essian
<b>Harrisburg Senators</b>	<b>77</b>	<b>63</b>	<b>.550</b>	<b>11</b>	<b>Dave Trembley</b>
Reading Phillies	76	63	.547	11.5	George Culver
Vermont Reds	73	67	.521	15	Tom Runnells
Albany-Colonie Yankees	64	75	.460	23.5	Tommy Jones
New Britain Red Sox	61	79	.436	27	Dave Holt
Williamsport Bills	60	79	.432	27.5	Steve Swisher/Orlando Gomez
Glens Falls Tigers	58	79	.423	28.5	Tom Burgess/Tom Gamboa/Paul Felix

**Playoffs:** Harrisburg defeated Reading (3-2). Vermont defeated Pittsfield (3-1). Harrisburg defeated Vermont (3-1).

\*League Champion Listed in Bold

**1988**

<b>TEAM</b>	<b>W</b>	<b>L</b>	<b>PCT.</b>	<b>GB</b>	<b>MANAGER</b>
Glens Falls Tigers	80	57	.584	---	John Wackenfuss
Vermont Mariners	79	60	.568	2	Rich Morales
Pittsfield Cubs	75	63	.543	5.5	Jim Essian
<b>Albany-Colonie Yankees</b>	<b>72</b>	<b>66</b>	<b>.522</b>	<b>8.5</b>	<b>Tommy Jones/Stump Merrill</b>
Reading Phillies	67	69	.493	12.5	Bill Dancy
Williamsport Bills	66	73	.475	15	Mike Hargrove
Harrisburg Senators	65	73	.471	15.5	Dave Trembley
New Britain Red Sox	47	90	.343	33	Dave Holt

**Playoffs:** Vermont defeated Pittsfield (3-1). Albany-Colonie defeated Glens Falls (3-1). Albany-Colonie defeated Vermont (3-1).

**1989**

<b>TEAM</b>	<b>W</b>	<b>L</b>	<b>PCT.</b>	<b>GB</b>	<b>MANAGER</b>
<b>Albany-Colonie Yankees</b>	<b>92</b>	<b>48</b>	<b>.657</b>	---	<b>Buck Showalter</b>
Harrisburg Senators	71	65	.522	19	Dave Trembley
Canton-Akron Indians	70	69	.504	21.5	Bob Molinaro
Reading Phillies	68	71	.489	23.5	Mike Hart
Hagerstown Suns	67	72	.482	24.5	Jim Schaffer
London Tigers	63	76	.453	28.5	Chris Chambliss
Williamsport Bills	63	77	.450	29	Jay Ward
New Britain Red Sox	60	76	.441	30	Butch Hobson

**Playoffs:** Harrisburg defeated Canton-Akron (3-2). Albany-Colonie defeated Reading (3-1). Albany-Colonie defeated Harrisburg (3-1).

**1990**

<b>TEAM</b>	<b>W</b>	<b>L</b>	<b>PCT.</b>	<b>GB</b>	<b>MANAGER</b>
Albany-Colonie Yankees	79	60	.568	---	Rick Down/Dan Radison
<b>London Tigers</b>	<b>76</b>	<b>63</b>	<b>.547</b>	<b>3</b>	<b>Chris Chambliss</b>
Canton-Akron Indians	76	64	.543	3.5	Ken Bolek
New Britain Red Sox	72	67	.518	7	Butch Hobson
Harrisburg Senators	69	69	.500	9.5	Marc Bombard
Hagerstown Suns	67	71	.486	11.5	Jerry Narron
Williamsport Bills	61	79	.436	18.5	Rick Morales
Reading Phillies	55	82	.401	23	Don McCormack

**Playoffs:** New Britain defeated Albany-Colonie (3-2). London defeated Canton-Akron (3-2). London defeated New Britain (3-0).

**1991**

<b>TEAM</b>	<b>W</b>	<b>L</b>	<b>PCT.</b>	<b>GB</b>	<b>MANAGER</b>
Harrisburg Senators	87	53	.621	---	Mike Quade
Hagerstown Suns	81	59	.579	6	Jerry Narron
<b>Albany-Colonie Yankees</b>	<b>76</b>	<b>64</b>	<b>.543</b>	<b>11</b>	<b>Dan Radison</b>
Canton-Akron Indians	75	65	.536	12	Ken Bolek
Reading Phillies	72	68	.514	15	Don McCormack
London Tigers	61	78	.439	25.5	Gene Roof
Williamsport Bills	60	79	.432	26.5	Clint Hurdle
New Britain Red Sox	47	93	.336	40	Gary Allenson

**Playoffs:** Harrisburg defeated Canton-Akron (3-1). Albany-Colonie defeated Hagerstown (3-0). Albany-Colonie defeated Harrisburg (3-0).

**1992**

<b>TEAM</b>	<b>W</b>	<b>L</b>	<b>PCT.</b>	<b>GB</b>	<b>MANAGER</b>
Canton-Akron Indians	80	58	.580	---	Brian Graham
<b>Binghamton Mets</b>	<b>79</b>	<b>59</b>	<b>.572</b>	<b>1</b>	<b>Steve Swisher</b>
Harrisburg Senators	78	59	.569	1.5	Mike Quade
Albany-Colonie Yankees	71	68	.511	9.5	Dan Radison
London Tigers	67	70	.489	12.5	Mark DeJohn
Reading Phillies	61	77	.442	19	Don McCormack
Hagerstown Suns	59	80	.424	21.5	Don Buford
New Britain Red Sox	58	82	.414	23	Jim Pankovits

**Playoffs:** Binghamton defeated Harrisburg (3-1). Canton-Akron defeated Albany-Colonie (3-1). Binghamton defeated Canton-Akron (3-2).

\*League Champion Listed in Bold

**1993**

<b>TEAM</b>	<b>W</b>	<b>L</b>	<b>PCT.</b>	<b>GB</b>	<b>MANAGER</b>
<b>Harrisburg Senators</b>	<b>94</b>	<b>44</b>	<b>.681</b>	<b>---</b>	<b>Jim Tracy</b>
Canton-Akron Indians	75	63	.543	19	Brian Graham
Bowie Baysox	72	68	.514	23	Don Buford
Albany-Colonie Yankees	70	68	.507	24	Mike Hart/Bill Evers
Binghamton Mets	68	72	.486	27	Steve Swisher
London Tigers	63	75	.457	31	Tom Runnells
Reading Phillies	62	78	.443	33	Don McCormack
New Britain Red Sox	52	88	.371	43	Jim Pankovits

**Playoffs:** Harrisburg defeated Albany-Colonie (3-1). Canton-Akron defeated Bowie (3-2). Harrisburg defeated Canton-Akron (3-2).

**1994**

<b>NORTHERN DIVISION</b>	<b>W</b>	<b>L</b>	<b>PCT.</b>	<b>GB</b>	<b>MANAGER</b>
<b>Binghamton Mets</b>	<b>82</b>	<b>59</b>	<b>.582</b>	<b>---</b>	<b>John Tamargo</b>
New Haven Ravens	77	63	.550	4.5	Paul Zuvella
Albany-Colonie Yankees	71	70	.504	11	Bill Evers
Portland Sea Dogs	60	81	.426	22	Carlos Tosca
New Britain Red Sox	59	81	.421	22.5	Jim Pankovits
<b>SOUTHERN DIVISION</b>	<b>W</b>	<b>L</b>	<b>PCT.</b>	<b>GB</b>	<b>MANAGER</b>
Harrisburg Senators	88	51	.633	---	Dave Jauss
Bowie Baysox	84	58	.592	5.5	Pete Mackanin
Canton-Akron Indians	69	73	.486	20.5	Ted Kubiak
Reading Phillies	58	82	.414	30.5	Bill Dancy
Trenton Thunder	55	85	.393	33.5	Tom Runnells

**Playoffs:** Binghamton defeated New Haven (3-0). Harrisburg defeated Bowie (3-2). Binghamton defeated Harrisburg (3-1).

**1995**

<b>NORTHERN DIVISION</b>	<b>W</b>	<b>L</b>	<b>PCT.</b>	<b>GB</b>	<b>MANAGER</b>
Portland Sea Dogs	86	56	.606	---	Carlos Tosca
New Haven Ravens	79	63	.556	7	Paul Zuvella
Norwich Navigators	70	71	.496	15.5	Jimmy Johnson
Binghamton Mets	67	75	.472	19	John Tamargo
Hardware City Rock Cats	65	77	.458	21	Sal Butera
<b>SOUTHERN DIVISION</b>	<b>W</b>	<b>L</b>	<b>PCT.</b>	<b>GB</b>	<b>MANAGER</b>
<b>Reading Phillies</b>	<b>73</b>	<b>69</b>	<b>.514</b>	<b>---</b>	<b>Bill Dancy</b>
Trenton Thunder	73	69	.514	---	Ken Macha
Bowie Baysox	68	74	.479	5	Bob Miscik
Canton-Akron Indians	67	75	.472	6	Ted Kubiak
Harrisburg Senators	61	80	.433	11.5	Pat Kelly

**Playoffs:** New Haven defeated Portland (3-1). Reading defeated Trenton (3-0). Reading defeated New Haven (3-2).

**1996**

<b>NORTHERN DIVISION</b>	<b>W</b>	<b>L</b>	<b>PCT.</b>	<b>GB</b>	<b>MANAGER</b>
Portland Sea Dogs	83	58	.589	---	Carlos Tosca
Binghamton Mets	76	66	.535	7.5	John Tamargo
Norwich Navigators	71	70	.504	12	Jim Essian
New Haven Ravens	66	75	.468	17	Bill Hayes
Hardware City Rock Cats	61	81	.430	22.5	Al Newman
<b>SOUTHERN DIVISION</b>	<b>W</b>	<b>L</b>	<b>PCT.</b>	<b>GB</b>	<b>MANAGER</b>
Trenton Thunder	86	56	.606	---	Ken Macha
<b>Harrisburg Senators</b>	<b>74</b>	<b>68</b>	<b>.521</b>	<b>12</b>	<b>Pat Kelly</b>
Canton-Akron Indians	71	71	.500	15	Jeff Datz
Reading Phillies	66	75	.468	19.5	Bill Robinson
Bowie Baysox	54	88	.380	32	Bob Miscik/Tim Blackwell

**Playoffs:** Portland defeated Binghamton (3-2). Harrisburg defeated Trenton (3-1). Harrisburg defeated Portland (3-1).

**\*League Champion Listed in Bold**

**1997**

<b>NORTHERN DIVISION</b>	<b>W</b>	<b>L</b>	<b>PCT.</b>	<b>GB</b>	<b>MANAGER</b>
Portland Sea Dogs	79	63	.556	---	Fredi Gonzalez
Norwich Navigators	73	69	.514	6	Trey Hillman
New Britain Rock Cats	70	72	.493	9	Al Newman
Binghamton Mets	66	76	.465	13	Rick Sweet
New Haven Ravens	64	78	.451	15	Bill Hayes
<b>SOUTHERN DIVISION</b>	<b>W</b>	<b>L</b>	<b>PCT.</b>	<b>GB</b>	<b>MANAGER</b>
<b>Harrisburg Senators</b>	<b>86</b>	<b>56</b>	<b>.606</b>	---	<b>Rick Soffield</b>
Bowie Baysox	75	67	.528	11	Joe Ferguson
Reading Phillies	74	68	.521	12	Al LeBoeuf
Trenton Thunder	71	70	.504	14.5	DeMarlo Hale
Akron Aeros	51	90	.362	34.5	Jeff Datz

**Playoffs:** Portland defeated Norwich (3-2). Harrisburg defeated Bowie (3-2). Harrisburg defeated Portland (3-1).

**1998**

<b>NORTHERN DIVISION</b>	<b>W</b>	<b>L</b>	<b>PCT.</b>	<b>GB</b>	<b>MANAGER</b>
New Britain Rock Cats	83	59	.585	---	John Russell
Binghamton Mets	82	60	.577	1	John Gibbons
Portland Sea Dogs	66	75	.468	16.5	Lynn Jones
Norwich Navigators	66	76	.465	17	Trey Hillman
New Haven Ravens	59	83	.415	24	Tim Blackwell
<b>SOUTHERN DIVISION</b>	<b>W</b>	<b>L</b>	<b>PCT.</b>	<b>GB</b>	<b>MANAGER</b>
Akron Aeros	81	60	.574	---	Joel Skinner
<b>Harrisburg Senators</b>	<b>73</b>	<b>69</b>	<b>.514</b>	<b>8.5</b>	<b>Rick Sweet</b>
Trenton Thunder	71	70	.504	10	DeMarlo Hale
Bowie Baysox	71	71	.500	10.5	Joe Ferguson
Reading Phillies	56	85	.397	25	Al LeBoeuf

**Playoffs:** New Britain defeated Binghamton (3-1). Harrisburg defeated Akron (3-1). Harrisburg defeated New Britain (3-1).

**1999**

<b>NORTHERN DIVISION</b>	<b>W</b>	<b>L</b>	<b>PCT.</b>	<b>GB</b>	<b>MANAGER</b>
Trenton Thunder	92	50	.648	---	DeMarlo Hale
Norwich Navigators	78	64	.549	14	Lee Mazzilli
Portland Sea Dogs	65	77	.458	27	Frank Acciariatore
New Haven Ravens	65	77	.458	27	Dan Rohn
New Britain Rock Cats	59	82	.418	32.5	John Russell
Binghamton Mets	54	88	.380	38	Doug Davis
<b>SOUTHERN DIVISION</b>	<b>W</b>	<b>L</b>	<b>PCT.</b>	<b>GB</b>	<b>MANAGER</b>
Erie SeaWolves	81	61	.570	---	Garry Templeton
<b>Harrisburg Senators</b>	<b>76</b>	<b>66</b>	<b>.535</b>	<b>5</b>	<b>Doug Sisson</b>
Reading Phillies	73	69	.514	8	Gary Varsho
Bowie Baysox	70	71	.496	10.5	Joe Ferguson
Akron Aeros	69	71	.493	11	Joel Skinner
Altoona Curve	67	73	.479	13	Marty Brown

**Playoffs:** Norwich defeated Trenton (3-2). Harrisburg defeated Erie (3-1). Harrisburg defeated Norwich (3-2).

**2000**

<b>NORTHERN DIVISION</b>	<b>W</b>	<b>L</b>	<b>PCT.</b>	<b>GB</b>	<b>MANAGER</b>
Binghamton Mets	82	58	.586	---	Doug Davis
<b>New Haven Ravens</b>	<b>82</b>	<b>60</b>	<b>.577</b>	<b>1</b>	<b>Dan Rohn</b>
Norwich Navigators	76	66	.535	7	Dan Radison
Portland Sea Dogs	71	70	.504	11.5	Rick Renteria
Trenton Thunder	67	75	.472	16	Billy Gardner
New Britain Rock Cats	51	91	.359	32	John Russell
<b>SOUTHERN DIVISION</b>	<b>W</b>	<b>L</b>	<b>PCT.</b>	<b>GB</b>	<b>MANAGER</b>
Reading Phillies	85	57	.599	---	Gary Varsho
Harrisburg Senators	76	67	.531	9.5	Doug Sisson
Akron Aeros	75	68	.524	10.5	Eric Wedge
Altoona Curve	74	68	.521	11	Marty Brown
Bowie Baysox	65	77	.458	20	Andy Etchebarren
Erie SeaWolves	47	94	.333	37.5	Don Wakamatsu

**Playoffs:** New Haven defeated Binghamton (3-1). Reading defeated Harrisburg (3-0). New Haven defeated Reading (3-1).

\*League Champion Listed in Bold

**2001**

<b>NORTHERN DIVISION</b>	<b>W</b>	<b>L</b>	<b>PCT.</b>	<b>GB</b>	<b>MANAGER</b>
<b>New Britain Rock Cats</b>	<b>87</b>	<b>55</b>	<b>.613</b>	---	<b>Stan Cliburn</b>
Norwich Navigators	83	59	.585	4	Stump Merrill
Portland Sea Dogs	77	65	.542	10	Rick Renteria
Binghamton Mets	73	68	.518	13.5	Howie Freiling
Trenton Thunder	67	75	.472	20	Billy Gardner
New Haven Ravens	47	95	.331	40	Danny Schaeffer
<b>SOUTHERN DIVISION</b>	<b>W</b>	<b>L</b>	<b>PCT.</b>	<b>GB</b>	<b>MANAGER</b>
Erie SeaWolves	84	58	.592	---	Luis Pujols
<b>Reading Phillies</b>	<b>77</b>	<b>65</b>	<b>.542</b>	<b>7</b>	<b>Gary Varsho</b>
Akron Aeros	68	74	.479	16	Chris Bando
Harrisburg Senators	66	76	.465	18	Luis Dorante
Altoona Curve	63	79	.444	21	Dale Sveum
Bowie Baysox	59	82	.418	24.5	Dave Machemer

**Playoffs:** New Britain defeated Norwich (3-1). Reading defeated Erie (3-1). New Britain and Reading declared co-champions due to stoppage of play in professional baseball.

**2002**

<b>NORTHERN DIVISION</b>	<b>W</b>	<b>L</b>	<b>PCT.</b>	<b>GB</b>	<b>MANAGER</b>
<b>Norwich Navigators</b>	<b>76</b>	<b>64</b>	<b>.543</b>	---	<b>Stump Merrill/Luis Sojo</b>
New Haven Ravens	74	65	.532	1.5	Mark DeJohn
Binghamton Mets	73	68	.518	3.5	Howie Freiling
New Britain Rock Cats	67	72	.482	8.5	Stan Cliburn
Trenton Thunder	63	77	.450	13	Ron Johnson
Portland Sea Dogs	63	77	.450	13	Eric Fox
<b>SOUTHERN DIVISION</b>	<b>W</b>	<b>L</b>	<b>PCT.</b>	<b>GB</b>	<b>MANAGER</b>
Akron Aeros	93	48	.660	---	Brad Komminsk
Harrisburg Senators	79	63	.556	14.5	Dave Huppert
Reading Phillies	76	66	.535	17.5	Greg Legg
Altoona Curve	72	69	.511	21	Dale Sveum
Bowie Baysox	55	85	.393	37.5	Dave Cash/Dave Stockstill
Erie SeaWolves	52	89	.369	41	Kevin Bradshaw

**Playoffs:** Norwich defeated New Haven (3-0). Harrisburg defeated Akron (3-2). Norwich defeated Harrisburg (3-2).

**2003**

<b>NORTHERN DIVISION</b>	<b>W</b>	<b>L</b>	<b>PCT.</b>	<b>GB</b>	<b>MANAGER</b>
New Haven Ravens	79	63	.556	---	Marty Pevey
New Britain Rock Cats	73	68	.518	5.5	Stan Cliburn
Portland Sea Dogs	72	70	.507	7	Ron Johnson
Trenton Thunder	70	71	.496	8.5	Stump Merrill
Binghamton Mets	63	78	.447	15.5	John Stearns
Norwich Navigators	62	79	.440	16.5	Shane Turner
<b>SOUTHERN DIVISION</b>	<b>W</b>	<b>L</b>	<b>PCT.</b>	<b>GB</b>	<b>MANAGER</b>
<b>Akron Aeros</b>	<b>88</b>	<b>53</b>	<b>.624</b>	---	<b>Brad Komminsk</b>
Altoona Curve	78	63	.553	10	Dale Sveum
Erie SeaWolves	72	70	.507	16.5	Kevin Bradshaw
Bowie Baysox	69	72	.489	19	Dave Trembley
Reading Phillies	62	79	.440	26	Greg Legg
Harrisburg Senators	60	82	.423	28.5	Dave Machemer

**Playoffs:** New Haven defeated New Britain (3-2). Akron defeated Altoona (3-1). Akron defeated New Haven (3-0).

**\*League Champion Listed in Bold**

**2004**

<b>NORTHERN DIVISION</b>	<b>W</b>	<b>L</b>	<b>PCT.</b>	<b>GB</b>	<b>MANAGER</b>
<b>New Hampshire Fisher Cats</b>	<b>84</b>	<b>57</b>	<b>.596</b>	---	<b>Mike Basso</b>
Binghamton Mets	76	66	.535	8.5	Ken Oberkfell
New Britain Rock Cats	70	70	.500	13.5	Stan Cliburn
Norwich Navigators	69	73	.486	15.5	Shane Turner
Portland Sea Dogs	69	73	.486	15.5	Ron Johnson
Trenton Thunder	64	78	.451	20.5	Stump Merrill
<b>SOUTHERN DIVISION</b>					
Altoona Curve	85	56	.603	---	Tony Beasley
Erie SeaWolves	80	62	.563	5.5	Rick Sweet
Bowie Baysox	73	69	.514	12.5	Dave Trembley
Reading Phillies	64	77	.454	21	Greg Legg
Akron Aeros	63	78	.447	22	Brad Komminsk
Harrisburg Senators	52	90	.366	33.5	Dave Machemer

**Playoffs:** New Hampshire defeated Binghamton (3-1). Altoona defeated Erie (3-0). New Hampshire defeated Altoona (3-0).

**2005**

<b>NORTHERN DIVISION</b>	<b>W</b>	<b>L</b>	<b>PCT.</b>	<b>GB</b>	<b>MANAGER</b>
Portland Sea Dogs	76	66	.535	---	Todd Claus
Trenton Thunder	74	68	.521	2	Bill Masse
Norwich Navigators	71	71	.500	5	Dave Machemer
New Britain Rock Cats	70	72	.493	6	Stan Cliburn
New Hampshire Fisher Cats	68	74	.479	8	Mike Basso
Binghamton Mets	63	79	.444	13	Jack Lind
<b>SOUTHERN DIVISION</b>	<b>W</b>	<b>L</b>	<b>PCT.</b>	<b>GB</b>	<b>MANAGER</b>
<b>Akron Aeros</b>	<b>84</b>	<b>58</b>	<b>.592</b>	---	<b>Torey Lovullo</b>
Altoona Curve	76	66	.535	8	Tony Beasley
Bowie Baysox	74	68	.521	10	Don Werner
Reading Phillies	69	73	.486	15	Steve Swisher
Harrisburg Senators	64	78	.451	20	Keith Bodie
Erie SeaWolves	63	79	.444	21	Duffy Dyer

**Playoffs:** Portland defeated Trenton (3-2). Akron defeated Altoona (3-2). Akron defeated Portland (3-1).

**2006**

<b>NORTHERN DIVISION</b>	<b>W</b>	<b>L</b>	<b>PCT.</b>	<b>GB</b>	<b>MANAGER</b>
Trenton Thunder	80	62	.563	---	Bill Masse
<b>Portland Sea Dogs</b>	<b>72</b>	<b>67</b>	<b>.518</b>	<b>6.5</b>	<b>Todd Claus</b>
Binghamton Mets	70	70	.500	9	Juan Samuel
New Hampshire Fisher Cats	68	73	.482	11.5	Doug Davis
Connecticut Defenders	64	77	.454	15.5	Dave Machemer
New Britain Rock Cats	64	78	.451	16	Riccardo Ingram
<b>SOUTHERN DIVISION</b>					
Akron Aeros	87	55	.613	---	Tim Bogar
Altoona Curve	75	64	.540	10.5	Tim Leiper
Reading Phillies	71	69	.507	15	P.J. Forbes
Bowie Baysox	67	74	.475	19.5	Don Werner
Harrisburg Senators	67	75	.472	20	John Stearns
Erie SeaWolves	60	81	.426	26.5	Duffy Dyer

**Playoffs:** Portland defeated Trenton (3-1). Akron defeated Altoona (3-2). Portland defeated Akron (3-2).

**\*League Champion Listed in Bold**

**2007**

<b>NORTHERN DIVISION</b>		<b>W</b>	<b>L</b>	<b>PCT.</b>	<b>GB</b>	<b>MANAGER</b>
<b>Trenton Thunder</b>	<b>83</b>	<b>59</b>	<b>.585</b>	<b>---</b>	<b>Tony Franklin</b>	
Portland Sea Dogs	71	72	.497	12.5	Arnie Beyeler	
New Hampshire Fisher Cats	70	73	.490	13.5	Bill Masse	
New Britain Rock Cats	69	72	.489	13.5	Riccardo Ingram	
Connecticut Defenders	63	78	.447	19.5	Dave Machemer/Shane Turner	
Binghamton Mets	61	81	.430	22	Riccardo Ingram	
<b>SOUTHERN DIVISION</b>		<b>W</b>	<b>L</b>	<b>PCT.</b>	<b>GB</b>	<b>MANAGER</b>
Erie SeaWolves	81	59	.579	---	Matt Walbeck	
Akron Aeros	80	61	.567	1.5	Tim Bogar	
Altoona Curve	73	68	.518	8.5	Tim Leeper	
Bowie Baysox	72	68	.514	9	Bien Figueroa	
Reading Phillies	70	71	.496	11.5	P.J. Forbes	
Harrisburg Senators	55	86	.390	26.5	Scott Little	

**Playoffs:** Portland defeated New Hampshire in a one game playoff to determine second place in the Northern Division. Trenton defeated Portland (3-1). Akron defeated Erie (3-1). Trenton defeated Akron (3-1).

**2008**

<b>NORTHERN DIVISION</b>		<b>W</b>	<b>L</b>	<b>PCT.</b>	<b>GB</b>	<b>MANAGER</b>
<b>Trenton Thunder</b>	<b>86</b>	<b>54</b>	<b>.614</b>	<b>---</b>	<b>Tony Franklin</b>	
Portland Sea Dogs	74	66	.529	12	Arnie Beyeler	
Binghamton Mets	73	69	.514	14	Mako Oliveras	
Connecticut Defenders	68	73	.482	18.5	Bien Figueroa	
New Britain Rock Cats	64	77	.454	22.5	Bobby Cuellar	
New Hampshire Fisher Cats	61	81	.430	26	Gary Cathcart	
<b>SOUTHERN DIVISION</b>		<b>W</b>	<b>L</b>	<b>PCT.</b>	<b>GB</b>	<b>MANAGER</b>
Bowie Baysox	84	58	.592	---	Brad Komminsk	
Akron Aeros	80	62	.563	4	Mike Sarbaugh	
Harrisburg Senators	73	69	.514	11	John Stearns	
Erie SeaWolves	68	74	.479	16	Tom Brookens	
Altoona Curve	65	77	.458	19	Tim Leeper	
Reading Phillies	53	89	.373	31	P.J. Forbes	

**Playoffs:** Trenton defeated Portland (3-0). Akron defeated Bowie (3-1). Trenton defeated Akron (3-1).

**2009**

<b>NORTHERN DIVISION</b>		<b>W</b>	<b>L</b>	<b>PCT.</b>	<b>GB</b>	<b>MANAGER</b>
Connecticut Defenders	83	59	.585	---	Steve Decker	
New Britain Rock Cats	72	69	.511	10.5	Bobby Cuellar	
Trenton Thunder	69	72	.489	13.5	Tony Franklin	
Portland Sea Dogs	67	74	.475	15.5	Arnie Beyeler	
New Hampshire Fisher Cats	64	78	.451	19	Gary Cathcart	
Binghamton Mets	54	86	.386	28	Mako Oliveras	
<b>SOUTHERN DIVISION</b>		<b>W</b>	<b>L</b>	<b>PCT.</b>	<b>GB</b>	<b>MANAGER</b>
<b>Akron Aeros</b>	<b>89</b>	<b>53</b>	<b>.627</b>	<b>---</b>	<b>Mike Sarbaugh</b>	
Reading Phillies	75	67	.528	14	Steve Roadcap	
Bowie Baysox	73	69	.514	16	Brad Komminsk	
Erie SeaWolves	71	70	.504	17.5	Tom Brookens	
Harrisburg Senators	70	72	.493	19	John Stearns	
Altoona Curve	62	80	.437	27	Matt Walbeck	

**Playoffs:** Connecticut defeated New Britain (3-1). Akron defeated Reading (3-0). Akron defeated Connecticut (3-1).

**\*League Champion Listed in Bold**



**2010**

<b>EASTERN DIVISION</b>	<b>W</b>	<b>L</b>	<b>PCT.</b>	<b>GB</b>	<b>MANAGER</b>
Trenton Thunder	83	59	.585	---	Tony Franklin
New Hampshire Fisher Cats	79	62	.560	3.5	Luis Rivera
Portland Sea Dogs	70	71	.496	12.5	Arnie Beyeler
Reading Phillies	69	72	.489	13.5	Steve Roadcap
Binghamton Mets	66	76	.465	17	Tim Teufel
New Britain Rock Cats	44	98	.310	39	Jeff Smith
<b>WESTERN DIVISION</b>	<b>W</b>	<b>L</b>	<b>PCT.</b>	<b>GB</b>	<b>MANAGER</b>
<b>Altoona Curve</b>	<b>82</b>	<b>60</b>	<b>.577</b>	---	<b>Matt Walbeck</b>
Harrisburg Senators	77	65	.542	5	Randy Knorr
Bowie Baysox	75	67	.528	7	Brad Komminsk
Akron Aeros	71	71	.500	11	Joel Skinner
Richmond Flying Squirrels	68	73	.482	13.5	Andy Skeels
Erie SeaWolves	66	76	.465	16	Phil Nevin

**Playoffs:** Trenton defeated New Hampshire (3-0). Altoona defeated Harrisburg (3-1). Altoona defeated Trenton (3-1).

**2011**

<b>EASTERN DIVISION</b>	<b>W</b>	<b>L</b>	<b>PCT.</b>	<b>GB</b>	<b>MANAGER</b>
<b>New Hampshire Fisher Cats</b>	<b>77</b>	<b>65</b>	<b>.542</b>	---	<b>Sal Fasano</b>
Reading Phillies	74	68	.521	3	Mark Parent
New Britain Rock Cats	72	70	.507	5	Jeff Smith
Trenton Thunder	68	73	.482	8.5	Tony Franklin
Binghamton Mets	65	76	.461	11.5	Wally Backman
Portland Sea Dogs	59	83	.415	18	Kevin Boles
<b>WESTERN DIVISION</b>	<b>W</b>	<b>L</b>	<b>PCT.</b>	<b>GB</b>	<b>MANAGER</b>
Harrisburg Senators	80	62	.563	---	Tony Beasley
Richmond Flying Squirrels	76	66	.535	4	Dave Machemer
Bowie Baysox	75	66	.532	4.5	Gary Kendall
Akron Aeros	73	69	.514	7	Chris Tremie
Erie SeaWolves	67	75	.472	13	Chris Cron
Altoona Curve	64	77	.454	15.5	P.J. Forbes

**Playoffs:** New Hampshire defeated Reading (3-1). Richmond defeated Harrisburg (3-0). New Hampshire defeated Richmond (3-1).

**2012**

<b>EASTERN DIVISION</b>	<b>W</b>	<b>L</b>	<b>PCT.</b>	<b>GB</b>	<b>MANAGER</b>
Trenton Thunder	79	63	.556	---	Tony Franklin
Reading Phillies	76	66	.535	3	Dusty Wathan
New Britain Rock Cats	75	67	.528	4	Jeff Smith
Portland Sea Dogs	68	73	.482	10.5	Kevin Boles
Binghamton Mets	68	74	.479	11	Pedro Lopez
New Hampshire Fisher Cats	61	81	.430	18	Sal Fasano
<b>WESTERN DIVISION</b>	<b>W</b>	<b>L</b>	<b>PCT.</b>	<b>GB</b>	<b>MANAGER</b>
<b>Akron Aeros</b>	<b>82</b>	<b>59</b>	<b>.582</b>	---	<b>Chris Tremie</b>
Bowie Baysox	78	64	.549	4.5	Gary Kendall
Altoona Curve	72	70	.507	10.5	P.J. Forbes
Richmond Flying Squirrels	70	71	.496	12	Dave Machemer
Harrisburg Senators	64	78	.451	18.5	Matt LeCroy
Erie SeaWolves	57	84	.404	25	Chris Cron

**Playoffs:** Trenton defeated Reading (3-1). Akron defeated Bowie (3-2). Akron defeated Trenton (3-1).

**2013**

<b>EASTERN DIVISION</b>	<b>W</b>	<b>L</b>	<b>PCT.</b>	<b>GB</b>	<b>MANAGER</b>
Binghamton Mets	86	55	.610	---	Pedro Lopez
<b>Trenton Thunder</b>	<b>74</b>	<b>67</b>	<b>.525</b>	<b>12</b>	<b>Tony Franklin</b>
New Hampshire Fisher Cats	68	72	.486	17.5	Gary Allenson
Portland Sea Dogs	68	73	.482	18	Kevin Boles
New Britain Rock Cats	66	76	.465	20.5	Jeff Smith
Reading Fightin Phils	62	80	.437	24.5	Dusty Wathan
<b>WESTERN DIVISION</b>	<b>W</b>	<b>L</b>	<b>PCT.</b>	<b>GB</b>	<b>MANAGER</b>
Harrisburg Senators	77	65	.542	---	Matt LeCroy
Erie SeaWolves	76	66	.535	1	Chris Cron
Bowie Baysox	71	71	.500	6	Gary Kendall
Richmond Flying Squirrels	70	72	.493	7	Dave Machemer
Akron Aeros	68	73	.482	8.5	Edwin Rodriguez
Altoona Curve	63	79	.444	14	Carlos Garcia

**Playoffs:** Trenton defeated Binghamton (3-0). Harrisburg defeated Erie (3-1). Trenton defeated Harrisburg (3-0).

**\*League Champion Listed in Bold**

**2014**

<b>EASTERN DIVISION</b>	<b>W</b>	<b>L</b>	<b>PCT.</b>	<b>GB</b>	<b>MANAGER</b>
Portland Sea Dogs	88	54	.620	---	Billy McMillan
<b>Binghamton Mets</b>	<b>83</b>	<b>59</b>	<b>.585</b>	<b>5</b>	<b>Pedro Lopez</b>
New Britain Rock Cats	73	69	.514	15	Jeff Smith
Trenton Thunder	67	75	.472	21	Tony Franklin
New Hampshire Fisher Cats	66	76	.465	22	Bobby Meacham
Reading Fightin Phils	66	76	.465	22	Dusty Wathan
<b>WESTERN DIVISION</b>	<b>W</b>	<b>L</b>	<b>PCT.</b>	<b>GB</b>	<b>MANAGER</b>
Richmond Flying Squirrels	79	63	.556	---	Russ Morman
Akron RubberDucks	73	69	.514	6	David Wallace
Bowie Baysox	72	70	.507	7	Gary Kendall
Erie SeaWolves	71	71	.500	8	Lance Parrish
Altoona Curve	61	81	.430	18	Carlos Garcia
Harrisburg Senators	53	89	.373	26	Brian Daubach

**Playoffs:** Binghamton defeated Portland (3-2). Richmond defeated Akron (3-1). Binghamton defeated Richmond (3-0).

**2015**

<b>EASTERN DIVISION</b>	<b>W</b>	<b>L</b>	<b>PCT.</b>	<b>GB</b>	<b>MANAGER</b>
Reading Fightin Phils	80	61	.567	---	Dusty Wathan
Binghamton Mets	77	64	.546	3	Pedro Lopez
Trenton Thunder	71	71	.500	9.5	Al Pedrique
New Britain Rock Cats	69	71	.493	10.5	Darin Everson
New Hampshire Fisher Cats	69	71	.493	10.5	Bobby Meacham
Portland Sea Dogs	53	89	.373	27.5	Billy McMillan
<b>WESTERN DIVISION</b>	<b>W</b>	<b>L</b>	<b>PCT.</b>	<b>GB</b>	<b>MANAGER</b>
Bowie Baysox	79	63	.556	---	Gary Kendall
Altoona Curve	74	68	.521	5	Tom Prince
Richmond Flying Squirrels	72	68	.514	6	Jose Alguacil
Akron RubberDucks	73	69	.514	6	David Wallace
Harrisburg Senators	67	75	.472	12	Brian Daubach
Erie SeaWolves	64	78	.451	15	Lance Parrish

**Playoffs:** Reading defeated Binghamton (3-0). Bowie defeated Altoona (3-1). Bowie defeated Reading (3-2).

**2016**

<b>EASTERN DIVISION</b>	<b>W</b>	<b>L</b>	<b>PCT.</b>	<b>GB</b>	<b>MANAGER</b>
Reading Fightin Phils	89	52	.631	---	Dusty Wathan
Trenton Thunder	87	55	.613	2.5	Bobby Mitchell
Hartford Yard Goats	74	67	.525	15.0	Darin Everson
New Hampshire Fisher Cats	69	73	.486	20.5	Bobby Meacham
Binghamton Mets	63	77	.450	25.5	Pedro Lopez
Portland Sea Dogs	55	84	.396	33.0	Carlos Febles
<b>WESTERN DIVISION</b>	<b>W</b>	<b>L</b>	<b>PCT.</b>	<b>GB</b>	<b>MANAGER</b>
Akron RubberDucks	77	64	.546	---	David Wallace
Altoona Curve	76	64	.543	0.5	Joey Cora
Harrisburg Senators	76	66	.535	1.5	Matt LeCroy
Erie SeaWolves	62	79	.440	15.0	Lance Parrish
Richmond Flying Squirrels	62	79	.440	15.0	Miguel Ojeda
Bowie Baysox	56	86	.394	21.5	Gary Kendall

**Playoffs:** Trenton defeated Reading (3-1). Akron defeated Altoona (3-1). Akron defeated Trenton (3-0).

**2017**

<b>EASTERN DIVISION</b>	<b>W</b>	<b>L</b>	<b>PCT.</b>	<b>GB</b>	<b>MANAGER</b>
Trenton Thunder	92	48	.657	---	Bobby Mitchell
Binghamton Rumble Ponies	85	54	.612	6.5	Luis Rojas
Reading Fightin Phils	72	68	.514	20.0	Greg Legg
Portland Sea Dogs	65	74	.468	26.5	Carlos Febles
Hartford Yard Goats	62	77	.446	29.5	Jerry Weinstein
New Hampshire Fisher Cats	59	80	.424	32.5	Gary Allenson
<b>WESTERN DIVISION</b>	<b>W</b>	<b>L</b>	<b>PCT.</b>	<b>GB</b>	<b>MANAGER</b>
Altoona Curve	74	66	.529	---	Michael Ryan
Bowie Baysox	72	68	.514	2.0	Gary Kendall
Akron RubberDucks	69	71	.493	5.0	Mark Budzinski
Erie SeaWolves	65	75	.464	9.0	Lance Parrish
Richmond Flying Squirrels	63	77	.450	11.0	Kyle Haines
Harrisburg Senators	60	80	.429	14.0	Matt LeCroy

**Playoffs:** Trenton defeated Binghamton (3-1). Altoona defeated Bowie (3-0). Altoona defeated Trenton (3-0).

**\*League Champion Listed in Bold**

# EASTERN LEAGUE SINGLE SEASON BATTING LEADERS - BATTING AVERAGE

1923 Earl Babbington, Elmira/York . . . . .	383*	1977 Harry Spilman, Trois Rivieres . . . . .	373
1924 Dewey Steffens, York . . . . .	376	1978 Mike Henderson, Holyoke . . . . .	325
<b>1925 Joe Munson, Harrisburg . . . . .</b>	<b>400</b>	1979 Dave Schmidt, Bristol . . . . .	322
1926 Red Shilling, York . . . . .	366	1980 Junior Ortiz, Buffalo . . . . .	346
1927 Mike Martineck, Harrisburg . . . . .	366	1981 Ed Jurak, Bristol . . . . .	340*
1928 David Robertson, York . . . . .	360	1982 Phil Klimas, Glens Falls . . . . .	311
1929 Cy Anderson, Williamsport . . . . .	382	1983 Dave Gallagher, Buffalo . . . . .	338
1930 Horace McBride, Harrisburg . . . . .	378	1984 Thad Reece, Albany . . . . .	331
1931 Bill Steinecke, Binghamton . . . . .	361	1985 Andy Allanson, Waterbury . . . . .	312
1932 Babe Fischer, Harrisburg . . . . .	360	1986 Jim Olander, Reading . . . . .	325
1933 George McQuinn, Binghamton . . . . .	357	1987 Tommy Gregg, Harrisburg . . . . .	371
1934 John Rizzo, Elmira . . . . .	379	1988 Jerome Walton, Pittsfield . . . . .	331
1935 Mike Martineck, Scranton . . . . .	369	1989 Jim Leyritz, Albany . . . . .	315
1936 Paul Dunlap, Binghamton . . . . .	381	1990 Luis Mercedes, Hagerstown . . . . .	334
1937 Como Cotelle, Albany . . . . .	338	1991 Matt Stairs, Harrisburg . . . . .	333
1938 Tommy Holmes, Binghamton . . . . .	368	1992 Ken Ramos, Canton-Akron . . . . .	339
1939 George Staller, Elmira . . . . .	336	1993 Manny Ramirez, Canton-Akron . . . . .	340
1940 Kermit Lewis, Albany . . . . .	325	1994 Kevin Northrup, Harrisburg . . . . .	331
1941 Frank Madura, Elmira . . . . .	321	1995 Jay Payton, Binghamton . . . . .	345
1942 Steve Souchock, Binghamton . . . . .	315	1996 Vladimir Guerrero, Harrisburg . . . . .	360
1943 Gene Woodling, Wilkes-Barre . . . . .	344	1997 Kevin Millar, Portland . . . . .	342
1944 Rip Collins, Albany . . . . .	396	1998 Doug Mientkiewicz, New Britain . . . . .	323
1945 John Mayhew, Albany . . . . .	322	1999 Nick Johnson, Norwich . . . . .	345
1946 Sam Mele, Scranton . . . . .	342	2000 Mike Kinkade, Binghamton/Bowie . . . . .	358
1947 Joe Tipton, Wilkes-Barre . . . . .	375	2001 Dustan Mohr, New Britain . . . . .	336
1948 Bruce Blanchard, Williamsport . . . . .	327	2002 Victor Martinez, Akron . . . . .	336
1949 Bill Reed, Hartford . . . . .	338	2003 Alexis Rios, New Haven . . . . .	352
1950 George Crowe, Hartford . . . . .	353	2004 Jeff Keppinger, Altoona/Binghamton . . . . .	341
1951 Bob Verrier, Hartford . . . . .	323	2005 Randy Ruiz, Reading . . . . .	349
1952 Mike Lutz, Reading . . . . .	321	2006 Michel Abreu, Binghamton . . . . .	332
1953 Dan Schell, Scranton . . . . .	333	2007 Jordan Brown, Akron . . . . .	333
1954 Clyde Parris, Elmira . . . . .	313	2008 Lou Montanez, Bowie . . . . .	335
1955 John "Zeke" Bella, Binghamton . . . . .	371	2009 Brock Bond, Connecticut . . . . .	333
1956 Tony Bartirome, Williamsport . . . . .	305	2010 Tagg Bozied, Reading . . . . .	315
1957 Dick McCarthy, Albany . . . . .	327	2011 Starling Marte, Altoona . . . . .	332
1958 John Easton, Williamsport . . . . .	321	2012 Brock Holt, Altoona . . . . .	322
1959 Lou Jackson, Lancaster . . . . .	339	2013 Cesar Puello, Binghamton . . . . .	320*
1960 Pedro Gonzalez, Binghamton . . . . .	327	2014 Matt Duffy, Richmond . . . . .	332
1961 Charley Keller, Binghamton . . . . .	349	2015 Trey Mancini, Bowie . . . . .	330*
1962 Jim Ray Hart, Springfield . . . . .	337	2016 Phillip Evans, Binghamton . . . . .	335
1963 Bob Chance, Charleston . . . . .	343	2017 Garabez Rosa, Bowie . . . . .	310
1964 Paul Blair, Elmira . . . . .	311		
1965 George Scott, Pittsfield . . . . .	319		
1966 Howie Bedell, York . . . . .	322		
1967 Bernie Smith, Williamsport . . . . .	306		
1968 Tony Torchia, Pittsfield . . . . .	294*		
1969 Bob Kelly, Reading . . . . .	323		
1970 Greg Luzinski, Reading . . . . .	325		
1971 Gene Locklear, Trois Rivieres . . . . .	323		
1972 Fernando Gonzalez, Sherbrooke . . . . .	333		
1973 Jim Rice, Bristol . . . . .	317		
1974 Ken Macha, Thetford Mines . . . . .	345		
1975 Dave Bergman, West Haven . . . . .	311		
1976 Danny Thomas, Berkshire . . . . .	325		

\* - LED LEAGUE DESPITE  
INSUFFICIENT PLATE APPEARANCES

RECORD HOLDER IN BOLD

# EASTERN LEAGUE SINGLE SEASON

## BATTING LEADERS - HITS

1923 Stanley Benton, Williamsport . . . . .171	1972 Fernando Gonzalez, Sherbrooke . . . . .172
1924 Dewey Steffens, York . . . . .191	1973 Orlando Alvarez, Waterbury . . . . .139
1925 Joe Munson, Harrisburg . . . . .188	1974 Warren Cromartie, Quebec City . . . . .162
1926 Joseph Faber, York . . . . .172	1975 Elliott Wills, Pittsfield . . . . .140
1927 Mike Martineck, Harrisburg . . . . .186	1976 Richard Berg, Bristol . . . . .158
1928 John Burke, Harrisburg . . . . .163	Stephen Henderson, Trois Rivieres . . . . .158
1929 Arthur McHenry, Scranton . . . . .184	1977 Harry Spilman, Trois Rivieres . . . . .189
<b>1930 Don Brown, York . . . . .214</b>	1978 Jeff Yurak, Holyoke . . . . .154
1931 Joseph Dwyer, Wilkes-Barre . . . . .181	1979 Luis Salazar, Buffalo . . . . .181
Horace McBride, Harrisburg . . . . .181	1980 Adalberto Ortiz, Buffalo . . . . .178
1932 Larry Fischer, Harrisburg . . . . .191	1981 Gregory Walker, Glens Falls . . . . .163
1933 Ray Flood, Reading . . . . .189	1982 Phil Klimas, Glens Falls . . . . .164
1934 Horace McBride, Williamsport . . . . .197	1983 Thomas Romano, Albany . . . . .164
1935 Henry Peploski, Scranton . . . . .195	1984 Don Carter, Buffalo . . . . .149
1936 Henry Peploski, Williamsport . . . . .211	1985 Keith Miller, Reading . . . . .147
1937 Leslie Horn, Albany . . . . .171	1986 Rafael Palmeiro, Pittsfield . . . . .156
1938 Thomas Holmes, Binghamton . . . . .200	1987 Harold Morris, Albany . . . . .173
1939 George Staller, Elmira . . . . .187	1988 Robert Richie, Glens Falls . . . . .155
1940 Peter Suder, Binghamton . . . . .172	1989 Wesley Chamberlain, Harrisburg . . . . .144
1941 Robert Lemon, Wilkes-Barre . . . . .169	1990 Jeff Bagwell, New Britain . . . . .160
Don Richmond, Williamsport . . . . .169	1991 Matt Stairs, Harrisburg . . . . .168
1942 Irvin Hall, Williamsport . . . . .158	1992 Don Sparks, Albany . . . . .158
1943 Donald Smith, Elmira . . . . .181	1993 Omar Ramirez, Canton-Akron . . . . .162
1944 Vincent Shupe, Hartford . . . . .187	1994 Curtis Goodwin, Bowie . . . . .171
1945 Donald Fitzpatrick, Elmira . . . . .165	1995 Billy McMillon, Portland . . . . .162
1946 Robert Wilson, Wilkes-Barre . . . . .157	1996 Alex Ramirez, Canton-Akron . . . . .169
1947 Richie Ashburn, Utica . . . . .194	1997 Kevin Millar, Portland . . . . .175
1948 Fred Lanifero, Albany . . . . .169	1998 Darren Stumberger, Akron . . . . .164
1949 David Bell, Albany . . . . .174	1999 Raul Gonzalez, Trenton . . . . .169
1950 George Crowe, Hartford . . . . .185	2000 Shea Hillenbrand, Trenton . . . . .171
1951 Richard Young, Schenectady . . . . .166	2001 Dustan Mohr, New Britain . . . . .174
1952 William Smith, Hartford . . . . .153	2002 John Gall, New Haven . . . . .166
1953 Daniel Schell, Schenectady . . . . .185	2003 Alex Rios, New Haven . . . . .181
1954 Robert Richardson, Binghamton . . . . .171	2004 Nate McLouth, Altoona . . . . .166
1955 John Reed, Binghamton . . . . .172	2005 Chris Roberson, Reading . . . . .172
1956 Ramon Conde, Johnstown . . . . .155	2006 Denard Span, New Britain . . . . .153
Russell Snyder, Binghamton . . . . .155	2007 Jordan Brown, Akron . . . . .161
1957 David Mann, Reading . . . . .156	2008 Will Rhymes, Erie . . . . .158
1958 Charlie Dees, Springfield . . . . .158	2009 Neil Sellers, Reading . . . . .164
1959 Tony Curry, Williamsport . . . . .178	2010 Ryan Adams, Bowie . . . . .158
1960 Pedro Gonzalez, Binghamton . . . . .179	Darin Mastroianni, New Hampshire . . . . .158
1961 Danny Cater, Williamsport . . . . .193	2011 Starling Marte, Altoona . . . . .178
1962 James Hart, Springfield . . . . .182	2012 Ryan Goins, New Hampshire . . . . .158
1963 Harold Lanier, Springfield . . . . .163	2013 Danny Santana, New Britain . . . . .160
1964 Jim McClain, Springfield . . . . .155	2014 Niuman Romero, Bowie . . . . .154
1965 George Scott, Pittsfield . . . . .167	2015 Wynton Bernard, Erie . . . . .161
1966 Robert Taylor, Waterbury . . . . .150	2016 Rafael Bautista, Harrisburg . . . . .153
1967 Howard Bedell, Reading . . . . .141	2017 Garabez Rosa, Bowie . . . . .162
Robert Mitchell, Pittsfield . . . . .141	
William Schlesinger, Pittsfield . . . . .141	
1968 Luis Alvarado, Pittsfield . . . . .125	
1969 Angel Mangual, York . . . . .159	
1970 Kenneth Huebner, Elmira . . . . .156	
1971 Richard Guarnera, Pittsfield . . . . .132	

RECORD HOLDER IN BOLD

# EASTERN LEAGUE SINGLE SEASON

## BATTING LEADERS - DOUBLES

1923	Arnold Poole, Williamsport	41	1973	David Coleman, Bristol	28
<b>1924</b>	<b>Dewey Steffens, York</b>	<b>54</b>		Richard Down, Quebec City	28
1925	Adelphia Bissonette, York	46	1974	Cleo Smith, Waterbury	33
1926	Joseph Faber, York	32	1975	Edgar Ward, Trois Rivieres	26
1927	John Roseberry, Shamokin	43	1976	Pedro Guerrero, Waterbury	30
1928	John Roseberry, Syracuse	40	1977	Harry Spilman, Trois Rivieres	39
1929	John Bentley, York	46	1978	Jeff Yurak, Holyoke	28
1930	Stan Lewan, Hazelton	41	1979	David Schmidt, Bristol	32
1931	William Steinecke, Binghamton	41	1980	Kevin Bass, Holyoke	31
1932	Robert Smith, Hazelton	38	1981	Gregory Walker, Glens Falls	33
1933	George McQuinn, Binghamton	48	1982	Reginald Whittemore, Bristol	34
1934	Dominic Dallessandro, Reading	38	1983	Randy Salava, Reading	30
1935	Mike Martineck, Scranton	43		Phillip Stephenson, Albany	30
1936	Arthur McHenry, Williamsport	47	1984	Samuel Nattile, New Britain	34
1937	William Sodd, Wilkes-Barre	37	1985	Sam Horn, New Britain	32
1938	Thomas Holmes, Binghamton	41	1986	Jim Olander, Reading	33
1939	George Staller, Elmira	49	1987	Miguel Roman, Williamsport	35
1940	Harry Leonard, Elmira	31	1988	Mark Howie, Williamsport	29
1941	Ed Kobesky, Elmira	35	1989	Travis Fryman, London	30
1942	Steve Souchock, Binghamton	29	1990	Jeff Bagwell, New Britain	34
1943	William Nagel, Albany	39		Michael Twardoski, New Britain	34
1944	James Collins, Albany	40	1991	Ken Shamburg, Hagerstown	36
1945	Aurelio Fernandez, Williamsport	42	1992	Mark Smith, Hagerstown	32
1946	Victor Barnhart, Albany	30	1993	Kevin Jordan, Albany	33
1947	James Ackeret, Utica	40	1994	Mark Grudzielanek, Harrisburg	37
1948	Leroy Jarvis, Albany	27		Jose Malave, New Britain	37
	James Piersall, Scranton	27	1995	Jason Hardtke, Binghamton	42
1949	William Reed, Hartford	35	1996	Todd Carey, Trenton	34
1950	George Crowe, Hartford	43	1997	Kevin Millar, Portland	34
1951	Richard Burgett, Williamsport	29		Chan Perry, Akron	34
	Carl Bush, Schenectady	29	1998	Doug Mientkiewicz, New Britain	45
	Melvin Clark, Schenectady	29	1999	Steven Hacker, New Britain	36
	Donald Mallott, Wilkes-Barre	29	2000	Scott Seabol, Norwich	45
1952	William Boudreau, Elmira	32	2001	Marcus Thames, Norwich	43
1953	Daniel Schell, Schenectady	36	2002	John Gall, New Haven	45
1954	Clyde Parris, Elmira	40	2003	Rodney Nye, Binghamton	41
1955	Edward Bouchee, Schenectady	40		Kevin West, New Britain	41
	Spencer Robbins, Schenectady	40	2004	Nate McLouth, Altoona	40
1956	Paul Jones, Reading	29	2005	Mike Jacobs, Binghamton	37
	Spencer Robbins, Schenectady	29	2006	Brandon Moss, Portland	36
1957	Ramon Conde, Springfield	43	2007	Greg Jacobs, Reading	39
1958	John Easton, Williamsport	32		Oscar Salazar, Bowie	39
1959	Tony Curry, Williamsport	49	2008	Erik Lis, New Britain	36
1960	Danny Cater, Williamsport	33	2009	Jon Still, Portland	40
1961	Charley Keller, Binghamton	38	2010	Ryan Adams, Bowie	43
1962	Richard Allen, Williamsport	32		Steve Singleton, New Britain	43
1963	Bob Chance, Charleston	38	2011	Corban Joseph, Trenton	38
1964	Anthony Horton, Reading	29		Starling Marte, Altoona	38
1965	George Scott, Pittsfield	30	2012	Chris Colabello, New Britain	37
1966	Richard Scheinblum, Pawtucket	34	2013	Javier Herrera, Richmond	37
1967	Damaso Blanco, Waterbury	22	2014	Reynaldo Rodriguez, New Britain	36
	John Matias, Elmira	22	2015	Quincy Latimore, Bowie	32
	Leroy Reams, Reading	22		Brock Stassi, Reading	32
1968	David Watkins, Reading	26	2016	Dylan Cozens, Reading	38
1969	Frederick Wolcott, Pittsfield	28	2017	Richard Urena, New Hampshire	36
1970	Charles Howard, Waterbury	30			
1971	William Wolff, Elmira	32			
1972	Fernando Gonzalez, Sherbrooke	42			

RECORD HOLDER IN BOLD

# EASTERN LEAGUE SINGLE SEASON

## BATTING LEADERS - TRIPLES

1923	Harold Yordy, Scranton	17	1973	Russell Klobas, Reading	11
1924	George Speirs, Scranton	15	1974	John Hale, Waterbury	9
1925	William Lowrance, York	17	1975	Jose Baez, Waterbury	9
	Albert Moore, Elmira	17	1976	Stephen Henderson, Trois Rivieres	11
	Joe Munson, Harrisburg	17	1977	Casey Parsons, Waterbury	12
1926	Adam Comoroskey, Williamsport	26	1978	Nathan Chapman, West Haven	11
1927	Robert Blessing, Shamokin/Wmpt.	17		Marshall Edwards, Holyoke	11
1928	Baxter Jordan, Williamsport	20	1979	Cleotha Walker, Bristol	12
	Eugene Morrison, Elmira	20	1980	David Green, Holyoke	19
1929	Ray Flood, Harrisburg	18	1981	Alejandro Sanchez, Reading	17
	Glenn Killinger, Williamsport	18	1982	Darrell Miller, Holyoke	10
	Thomas McBride, Harrisburg	18	1983	Leonardo Garcia, Waterbury	11
1930	Horace McBride, Harrisburg	21	1984	Chris James, Reading	12
1931	George McQuinn, Scranton	20	1985	Mike Brumley, Pittsfield	14
1932	Irving Plummer, Wilkes-Barre	18	1986	Paul Noce, Pittsfield	14
1933	Ray Flood, Reading	20	1987	Rolando Roomes, Pittsfield	12
	Solomon Mishkin, Binghamton	20	1988	Oscar Azocar, Albany	9
1934	Solomon Mishkin, Binghamton	23	1989	Richard Parker, Reading	9
1935	Peter Susko, Hazelton	20	1990	Julio Peguero, Reading	9
1936	John Hudson, Allentown	22	1991	Jeromy Burnitz, Williamsport	10
1937	J.J. Woodard, Elmira/Trenton	15		Archi Cianfrocco, Harrisburg	10
1938	John Barrett, Hazelton	20		Matt Stairs, Harrisburg	10
1939	Frederick Collins, Binghamton	16	1992	Tim Howard, Binghamton	9
	Jack Graham, Binghamton	16		Hector Vargas, Albany	9
1940	Harold Reiser, Elmira	12	1993	Brad Tyler, Bowie	17
1941	Robert Frierson, Wilkes-Barre	16	1994	Ricky Otero, Binghamton	9
1942	Steve Souchock, Binghamton	16	1995	Jason Robertson, Norwich	10
1943	Frank Genovese, Scranton	19	1996	Alex Ramirez, Canton-Akron	12
<b>1944</b>	<b>Al Gionfriddo, Albany</b>	<b>28</b>	1997	David Miller, Akron	9
1945	Anthony Guzak, W-B/Albany	15	1998	Terrence Long, Binghamton	10
1946	Sabath Mele, Scranton	18	1999	Julian Redman, Altoona	12
1947	John Groth, Williamsport	14	2000	Dan McKinley, Harrisburg	14
1948	Leonard Kensecke, Albany	16	2001	Abraham Nunez, Portland	9
1949	Alphonse Smith, Wilkes-Barre	17	2002	Tonayne Brown, Trenton	9
1950	David Pope, Wilkes-Barre	18	2003	Alex Rios, New Haven	11
1951	David Pope, Wilkes-Barre	13		Grady Sizemore, Akron	11
1952	Milton Joffe, Elmira	10	2004	Doug Clark, Norwich	13
1953	Rodney Graber, Reading	13	2005	Wayne Lydon, Binghamton	13
1954	Fred Flemming, Wilkes-Barre	13	2006	Vic Buttler, Altoona	14
1955	Robert Elkins, Elmira	16	2007	Andres Torres, Erie	11
1956	Richard Sanders, Binghamton	14	2008	Ben Copeland, Connecticut	13
1957	David Mann, Reading	19	2009	Brad Boyer, Connecticut	10
1958	John Easton, Williamsport	10	2010	Chase d'Arnaud, Altoona	9
	Freddie Frickie, Lancaster	10		Darren Ford, Richmond	9
	Jay Hankins, Albany	10	2011	Juan Perez, Richmond	10
	David Mann, Reading	10		Chris Rahl, Harrisburg	10
	Fleming Reedy, Albany	10	2012	Cesar Hernandez, Reading	11
1959	David Mann, Reading	17		Aaron Hicks, New Britain	11
1960	Charles Teuscher, Springfield	11	2013	Brian Goodwin, Harrisburg	11
1961	Charley Keller, Binghamton	17	2014	Alen Hanson, Altoona	12
1962	Dalton Jones, York	13	2015	Wynton Bernard, Erie	8
1963	Robert Stotsky, Reading	11	2016	Dustin Fowler, Trenton	15
1964	James Gosger, Reading	13	2017	Josh Fuentes, Hartford	7
1965	Reggie Smith, Pittsfield	14		Caleb Gindl, Richmond	7
1966	James Walrath, York	11		Carlos Tocci, Reading	7
1967	Howard Bedell, Reading	9			
	Robert Cantrell, Binghamton	9			
1968	Harold Hodge, Waterbury	8			
1969	Julio Morales, Elmira	12			
1970	Michael Rogodzinski, Reading	11			
1971	Jose Mangual, Quebec City	8			
1972	Thomas Silicato, Reading	6			

RECORD HOLDER IN BOLD

# EASTERN LEAGUE SINGLE SEASON BATTING LEADERS - HOME RUNS

1923	Bill Batch, York	19	1972	Al Thompson, Pittsfield	31
1924	Roy Leavitt, Williamsport	18	1973	Tom Robson, Pittsfield	38
1925	Joe Munson, Harrisburg	33	1974	Jack Baker, Bristol	27
1926	John Roseberry, Shamokin	10	1975	Dick Davis, Thetford Mines	16
1927	Glenn Killinger, Harrisburg	11	1976	Danny Thomas, Berkshire	29
1928	Ray Flood, Harrisburg	11	1977	Gary Holle, Holyoke	30
	Bernard Hungling, Syracuse	11	1978	Jeff Yurak, Holyoke	21
1929	Ray Flood, Harrisburg	18	<b>1979</b>	<b>Rick Lancellotti, Buffalo</b>	<b>41</b>
	Arthur McHenry, Scranton	18	1980	Nick Esasky, Waterbury	30
<b>1930</b>	<b>Ken Strong, Hazelton</b>	<b>41</b>	1981	Ron Kittle, Glens Falls	40
1931	John Wright, Wilkes-Barre/Hazelton	19	1982	Jim Bennett, West Haven	29
1932	Irving Plummer, Wilkes-Barre	19	1983	Willie Darkis, Reading	31
1933	Bob Gibson, Binghamton	14	1984	Pat Adams, Glens Falls	24
1934	Horace McBride, Williamsport	26	1985	Cory Snyder, Waterbury	28
1935	Roberto Estalella, Hazelton	18	1986	Bernardo Brito, Waterbury	18
1936	Morris Arnovich, Hazelton	19	1987	Bernardo Brito, Williamsport	24
	Horace McBride, Williamsport	19	1988	Chris Hoiles, Glens Falls	17
1937	Bill Sodd, Wilkes-Barre	21		Jim Wilson, Vermont	17
1938	Bill Nicholson, Williamsport	22	1989	Rob Sepanek, Albany	22
1939	Jack Graham, Binghamton	29	1990	Rico Brogna, London	21
1940	Jack Graham, Binghamton	20	1991	Jeromy Burnitz, Williamsport	31
1941	Larry Barton, Wilkes-Barre	17	1992	Greg Sparks, London	25
1942	Ralph Kiner, Albany	14	1993	Cliff Floyd, Harrisburg	26
1943	Bill Nagel, Albany	10		Glenn Murray, Harrisburg	26
1944	Stan Wentzel, Hartford	9	1994	Charles Johnson, Portland	28
1945	John Mihalik, Wilkes-Barre	7	1995	Fred McNair, Reading	23
1946	Don Manno, Hartford	12	1996	Shane Spencer, Norwich	29
	Nick Picciuto, Utica	12	1997	Matthew Raleigh, Binghamton	37
1947	Harry Heslet, Binghamton	24	1998	Calvin Pickering, Bowie	31
1948	Homer Moore, Hartford	20	1999	Chris Norton, Portland	38
1949	Harry Simpson, Wilkes-Barre	31	2000	Adam Hyzdu, Altoona	31
1950	Dale Long, Binghamton	27	2001	Michael Rivera, Erie	33
1951	Eulas Hutson, Wilkes-Barre	24	2002	Val Pascucci, Harrisburg	27
	Clint Weaver, Binghamton	24	2003	Jeff Inglin, Reading	24
1952	Rufus Crawford, Scranton	27	2004	Mitch Jones, Trenton	39
1953	Rocky Colavito, Reading	28	2005	Shelley Duncan, Trenton	34
1954	George Wopinek, Williamsport	16	2006	Chip Cannon, New Hampshire	27
1955	John Blanchard, Binghamton	34	2007	Jeff Larish, Erie	28
1956	Andy Rellick, Reading/Syracuse	22	2008	Lou Montanez, Bowie	26
1957	Deron Johnson, Binghamton	26	2009	Brennan Boesch, Erie	28
1958	Don Gile, Albany	23	2010	Joel Guzman, Bowie	33
1959	Jacke Davis, Williamsport	33	2011	Tyler Moore, Harrisburg	31
1960	Don Lock, Binghamton	35	2012	Darin Ruf, Reading	38
1961	George Banks, Binghamton	30	2013	Jim Murphy, Reading	23
1962	Ken Harrelson, Binghamton	38		Ryan Schimpf, New Hampshire	23
1963	Bob Chance, Charleston	26		Brandon Waring, Bowie	23
1964	Bobby Sanders, Williamsport	15	2014	Steven Moya, Erie	35
1965	George Scott, Pittsfield	25	2015	Quincy Latimore, Bowie	20
1966	Hank McGraw, Williamsport/Elmira	12		Ryan Schimpf, New Hampshire	20
1967	Bill Schlesinger, Pittsfield	21	2016	Dylan Cozens, Reading	40
1968	Carmen Fanzone, Pittsfield	17	2017	Christin Stewart, Erie	28
1969	Angel Mangual, York	26			
1970	Richie Zisk, Waterbury	34			
1971	Al Thompson, Pittsfield	27			

RECORD HOLDER IN BOLD

# EASTERN LEAGUE SINGLE SEASON BATTING LEADERS - TOTAL BASES

1923	Harold Yordy, Scranton . . . . .	263	1976	Stephen Henderson, Trois Rivieres . . . . .	255
1924	Dewey Steffens, York . . . . .	287	1977	Harry Spilman, Trois Rivieres . . . . .	277
<b>1925</b>	<b>Joe Munson, Harrisburg . . . . .</b>	<b>355</b>	1978	Jeff Yurak, Holyoke . . . . .	255
1926	Adam Comoroskey, Williamsport . . . . .	246	1979	Richard Lancellotti, Buffalo . . . . .	296
1927	Mike Martineck, Harrisburg . . . . .	262	1980	Hediberto Vargas, Buffalo . . . . .	242
1928	John Roseberry, Syracuse . . . . .	240	1981	Ron Kittle, Glens Falls . . . . .	270
1929	Arthur McHenry, Scranton . . . . .	284	1982	Philip Klimas, Glens Falls . . . . .	280
1930	Ken Strong, Hazelton . . . . .	354	1983	Thomas Romano, Albany . . . . .	278
1931	Horace McBride, Harrisburg . . . . .	274	1984	Patrick Adams, Glens Falls . . . . .	234
1932	Irving Plummer, Wilkes-Barre . . . . .	290	1985	Cory Snyder, Waterbury . . . . .	255
1933	Ray Flood, Reading . . . . .	280	1986	Rafael Palmeiro, Pittsfield . . . . .	225
1934	Horace McBride, Williamsport . . . . .	336	1987	Dwight Smith, Pittsfield . . . . .	270
1935	Joseph Glynn, Binghamton . . . . .	264	1988	Robert Richie, Glens Falls . . . . .	235
1936	Morris Arnovich, Hazelton . . . . .	292	1989	Wesley Chamberlain, Harrisburg . . . . .	239
1937	William Sodd, Wilkes-Barre . . . . .	273	1990	Jeff Bagwell, New Britain . . . . .	220
1938	William Nicholson, Williamsport . . . . .	280	1991	Matt Stairs, Harrisburg . . . . .	257
1939	Jack Graham, Binghamton . . . . .	279	1992	Russ Davis, Albany . . . . .	237
1940	Peter Suder, Binghamton . . . . .	257	1993	Kevin Jordan, Albany . . . . .	234
1941	Larry Barton, Wilkes-Barre . . . . .	241	1994	Jose Malave, New Britain . . . . .	262
1942	Steve Souchock, Binghamton . . . . .	248	1995	David Doster, Reading . . . . .	254
1943	William Nagel, Albany . . . . .	234	1996	Todd Dunwoody, Portland . . . . .	267
1944	Al Gionfriddo, Albany . . . . .	251	1997	Kevin Millar, Portland . . . . .	309
1945	Hidalgo Manuel, Williamsport . . . . .	229	1998	Calvin Pickering, Bowie . . . . .	276
1946	Sabath Mele, Scranton . . . . .	226	1999	Andy Tracy, Harrisburg . . . . .	276
1947	John Blatnik, Wilkes-Barre . . . . .	256	2000	Adam Hyzdu, Altoona . . . . .	285
1948	Leonard Kensecke, Albany . . . . .	236	2001	Marcus Thames, Norwich . . . . .	311
1949	Harry Simpson, Wilkes-Barre . . . . .	311	2002	John Gall, New Haven . . . . .	277
1950	George Crowe, Hartford . . . . .	314	2003	Alex Rios, New Haven . . . . .	268
1951	Eulas Hutson, Wilkes-Barre . . . . .	256	2004	Mitch Jones, Trenton . . . . .	272
	David Pope, Schenectady . . . . .	256	2005	Shelley Duncan, Trenton . . . . .	263
1952	Rufus Crawford, Scranton . . . . .	252	2006	Randy Ruiz, Trenton . . . . .	249
1953	Daniel Schell, Schenectady . . . . .	285	2007	John Bowker, Connecticut . . . . .	273
1954	Clyde Parris, Elmira . . . . .	253	2008	Lou Montanez, Bowie . . . . .	271
1955	Spencer Robbins, Schenectady . . . . .	283	2009	Brennan Boesch, Erie . . . . .	269
1956	Richard Sanders, Binghamton . . . . .	266	2010	Joel Guzman, Bowie . . . . .	264
1957	Deron Johnson, Binghamton . . . . .	279	2011	Tyler Moore, Harrisburg . . . . .	276
1958	John Easton, Williamsport . . . . .	243	2012	Darin Ruf, Reading . . . . .	303
1959	Tony Curry, Williamsport . . . . .	314	2013	Caleb Joseph, Bowie . . . . .	256
1960	Harold Jones, Reading . . . . .	286	2014	Steven Moya, Erie . . . . .	286
1961	Charley Keller, Binghamton . . . . .	291	2015	Quincy Latimore, Bowie . . . . .	225
1962	Kenneth Harrelson, Binghamton . . . . .	296	2016	Dylan Cozens, Reading . . . . .	308
1963	Robert Chance, Charleston . . . . .	285	2017	Christin Stewart, Erie . . . . .	243
1964	Jim McClain, Springfield . . . . .	222			
1965	George Scott, Pittsfield . . . . .	290			
1966	Robert Taylor, Waterbury . . . . .	199			
1967	William Schlesinger, Pittsfield . . . . .	236			
1968	Carmen Fanzone, Pittsfield . . . . .	198			
1969	Angel Mangual, York . . . . .	271			
1970	Greg Luzinski, Reading . . . . .	287			
1971	Albert Thompson, Pittsfield . . . . .	224			
1972	Albert Thompson, Pittsfield . . . . .	258			
1973	Thomas Robson, Pittsfield . . . . .	270			
1974	Warren Cromartie, Quebec City . . . . .	235			
1975	Clell Hobson, Bristol . . . . .	201			

RECORD HOLDER IN BOLD



# EASTERN LEAGUE SINGLE SEASON BATTING LEADERS - SLUGGING PERCENTAGE

1923	Harold Yordy, Scranton	..574	1977	Harry Spilman, Trois Rivieres	..562
1924	Dewey Steffens, York	..565	1978	Jeff Yurak, Holyoke	..531
1925	Joe Munson, Harrisburg	..755	1979	Richard Lancellotti, Buffalo	..585
1926	Adam Comoroskey, Williamsport	..471	1980	Nick Esasky, Waterbury	..544
1927	Mike Martineck, Harrisburg	..516	1981	Ron Kittle, Glens Falls	..694
1928	Davis Robertson, York	..510	1982	James Bennett, West Haven	..531
1929	Arthur McHenry, Scranton	..538		Philip Klimas, Glens Falls	..531
<b>1930</b>	<b>Ken Strong, Hazelton</b>	<b>..787</b>		David Yobs, Glens Falls	..531
1931	Horace McBride, Harrisburg	..526	1983	William Darkis, Reading	..591
1932	Irving Plummer, Wilkes-Barre	..554	1984	Kalvoski Daniels, Vermont	..525
1933	George McQuinn, Binghamton	..540	1985	Russ Morman, Glens Falls	..512
1934	Horace McBride, Williamsport	..627	1986	Paul Noce, Pittsfield	..490
1935	John Grossman, Elmira	..502	1987	Mark Grace, Pittsfield	..545
1936	Morris Arnovich, Hazelton	..561	1988	Chris Hoiles, Glens Falls	..500
1937	William Sodd, Wilkes-Barre	..545	1989	Troy Neel, Canton-Akron	..510
1938	William Nicholson, Williamsport	..548	1990	Jeffrey Grotewold, Reading	..464
1939	Jack Graham, Binghamton	..641	1991	Matt Stairs, Harrisburg	..509
1940	Kermit Lewis, Albany	..513	1992	Russ Davis, Albany	..483
1941	Larry Barton, Wilkes-Barre	..484	1993	Cliff Floyd, Harrisburg	..600
1942	Steve Souchock, Binghamton	..512	1994	Jose Malave, New Britain	..563
1943	Eugene Woodling, Wilkes-Barre	..479	1995	Clyde Pough, Trenton	..543
1944	James Collins, Albany	..598	1996	Adam Hyzdu, Trenton	..618
1945	Aurelio Fernandez, Williamsport	..460	1997	Tate Seefried, Binghamton	..621
1946	Sabath Mele, Scranton	..502	1998	Calvin Pickering, Bowie	..566
1947	John Blatnik, Wilkes-Barre	..503	1999	Chris Norton, Portland	..633
1948	Homer Moore, Hartford	..485	2000	Mike Kinkade, Binghamton/Bowie	..561
1949	Harry Simpson, Wilkes-Barre	..596	2001	Marcus Thames, Norwich	..598
1950	George Crowe, Hartford	..599	2002	Victor Martinez, Akron	..576
1951	Eulas Hutson, Wilkes-Barre	..516	2003	Mike Jacobs, Binghamton	..548
1952	Michael Lutz, Reading	..585	2004	Ryan Howard, Reading	..647
1953	Daniel Schell, Schenectady	..513	2005	Randy Ruiz, Reading	..669
1954	Clyde Parris, Elmira	..502	2006	Adam Lind, New Hampshire	..543*
1955	Edward Bouchee, Schenectady	..562	2007	Luis Antonio Jimenez, Bowie	..591*
1956	Richard Sanders, Binghamton	..537	2008	Lou Montanez, Bowie	..601
1957	Deron Johnson, Binghamton	..557	2009	Brian Dopirak, New Hampshire	..576*
1958	Donald Gile, Allentown	..526	2010	Tagg Bozied, Reading	..631
1959	Frederick Hopke, Williamsport	..561	2011	Chih-Shien Chiang, Portland	..601*
1960	Harold Jones, Reading	..595	2012	Darin Ruf, Reading	..620
1961	Charley Keller, Binghamton	..627	2013	Cesar Puello, Binghamton	..537*
1962	Kenneth Harrelson, Binghamton	..552	2014	Steven Moya, Erie	..555
1963	Robert Chance, Charleston	..614	2015	Trey Mancini, Bowie	..538*
1964	Paul Blair, Elmira	..443	2016	Dylan Cozens, Reading	..591
1965	George Scott, Pittsfield	..554	2017	Jeremy Barfield, Portland	..584
1966	Curtell Motton, Elmira	..454			
1967	William Schlesinger, Pittsfield	..471			
1968	Carmen Fanzone, Pittsfield	..442			
1969	Angel Mangual, York	..545			
1970	Albert Thompson, Pittsfield	..664			
1971	Andre Thornton, Reading	..534			
1972	Charles Spikes, West Haven	..578			
1973	Thomas Robson, Pittsfield	..646			
1974	Ken Macha, Thetford Mines	..575			
1975	David Bergman, West Haven	..461			
1976	Danny Thomas, Pittsfield	..614			

\* - LED LEAGUE DESPITE  
INSUFFICIENT PLATE APPEARANCES

RECORD HOLDER IN BOLD

# EASTERN LEAGUE SINGLE SEASON BATTING LEADERS - RBI

1923	No Record Kept	1976	Danny Thomas, Pittsfield . . . . .	.83
1924	No Record Kept	1977	Ike Blessitt, Holyoke . . . . .	.104
1925	Joe Munson, Harrisburg . . . . .	1978	Rick Stenholm, West Haven . . . . .	.102
1926	Francis Farrell, Scranton . . . . .	1979	Rick Lancellotti, Buffalo . . . . .	.107
1927	Jim Conley, Elmira . . . . .		Joe Lefebvre, West Haven . . . . .	.107
1928	Glenn Killinger, Harrisburg . . . . .	1980	Ozzie Virgil, Reading . . . . .	.104
1929	Arthur McHenry, Scranton . . . . .	1981	Ron Kittle, Glens Falls . . . . .	.103
1930	Ken Strong, Hazelton . . . . .	1982	Jim Bennett, West Haven . . . . .	.115
1931	George McQuinn, Scranton . . . . .	1983	Jim Wilson, Buffalo . . . . .	.105
1932	Argus Prather, Hazelton . . . . .	1984	Pat Adams, Glens Falls . . . . .	.102
1933	Horace McBride, Williamsport . . . . .	1985	Cory Snyder, Waterbury . . . . .	.94
1934	Horace McBride, Williamsport . . . . .	1986	Rafael Palmeiro, Pittsfield . . . . .	.95
1935	Pete Susko, Hazelton . . . . .	1987	Mark Grace, Pittsfield . . . . .	.101
1936	Bill Steinecke, Williamsport . . . . .	1988	Rob Richie, Glens Falls . . . . .	.82
1937	Bill Sodd, Wilkes-Barre . . . . .	1989	Wes Chamberlain, Harrisburg . . . . .	.87
1938	Larry Bettencourt, Trenton/Williamsport. .118	1990	Rico Brogna, London . . . . .	.118
1939	Al Brancato, Williamsport . . . . .		Greg Sparks, Albany . . . . .	.77
1940	Bill Sodd, Albany . . . . .	1991	Vince Phillips, Albany . . . . .	.85
1941	Ron Northey, Williamsport . . . . .		Jeromy Burnitz, Williamsport . . . . .	.85
1942	Steve Souchock, Binghamton . . . . .	1992	Ivan Cruz, London . . . . .	.104
1943	Tom Neill, Hartford . . . . .	1993	Cliff Floyd, Harrisburg . . . . .	.101
1944	Vic Barnhart, Albany . . . . .	1994	Jose Malave, New Britain . . . . .	.92
1945	Aurelio Fernandez, Williamsport . . . . .	1995	Angel Echevarria, New Haven . . . . .	.100
1946	Don Manno, Hartford . . . . .	1996	Chris Saunders, Binghamton . . . . .	.105
1947	Frank Heller, Williamsport . . . . .	1997	Kevin Millar, Portland . . . . .	.131
1948	Jim Piersall, Scranton . . . . .	1998	Calvin Pickering, Bowie . . . . .	.114
1949	Harry Simpson, Wilkes-Barre . . . . .	1999	Andy Tracy, Harrisburg . . . . .	.128
1950	Dale Long, Binghamton . . . . .	2000	Adam Hyzdu, Altoona . . . . .	.106
1951	Eulus Hutson, Wilkes-Barre . . . . .	2001	Eric Munson, Erie . . . . .	.102
1952	Rufus Crawford, Scranton . . . . .	2002	Dee Haynes, New Haven . . . . .	.98
	Mike Lutz, Reading . . . . .	2003	Jeff Inglin, Reading . . . . .	.103
1953	Rocky Colavito, Reading . . . . .	2004	Ryan Howard, Reading . . . . .	.102
1954	Clyde Parris, Elmira . . . . .	2005	Mike Jacobs, Binghamton . . . . .	.93
1955	Neal Hertweck, Allentown . . . . .	2006	Randy Ruiz, Trenton . . . . .	.87
1956	Dick Sanders, Binghamton . . . . .	2007	Jeff Larish, Erie . . . . .	.101
1957	Frank Leja, Binghamton . . . . .	2008	Wes Hodges, Akron . . . . .	.117
1958	Dale Bennetch, Williamsport . . . . .		Lou Montanez, Bowie . . . . .	.97
1959	Fred Hopke, Williamsport . . . . .	2009	Brett Pill, Connecticut . . . . .	.109
1960	Don Lock, Binghamton . . . . .	2010	Eric Thames, New Hampshire . . . . .	.104
1961	George Banks, Binghamton . . . . .	2011	Tyler Moore, Harrisburg . . . . .	.90
<b>1962</b>	<b>Ken Harrelson, Binghamton . . . . .</b>	<b>2012</b>	<b>Darin Ruf, Reading . . . . .</b>	<b>.104</b>
1963	Bob Chance, Charleston . . . . .	2013	Jesus Aguilar, Akron . . . . .	.105
1964	Jose Calero, Springfield . . . . .	2014	Steven Moya, Erie . . . . .	.105
1965	George Scott, Pittsfield . . . . .	2015	Brock Stassi, Reading . . . . .	.90
1966	Tony Torchia, Pittsfield . . . . .	2016	Dylan Cozens, Reading . . . . .	.125
1967	Bill Schlesinger, Pittsfield . . . . .	2017	Garabez Rosa, Bowie . . . . .	.91
1968	Carmen Fanzone, Pittsfield . . . . .			
1969	Angel Mangual, York . . . . .			
1970	Greg Luzinski, Reading . . . . .			
1971	Al Thompson, Pittsfield . . . . .			
1972	Al Thompson, Pittsfield . . . . .			
1973	Tom Robson, Pittsfield . . . . .			
1974	Jack Baker, Bristol . . . . .			
1975	Gary Roenicke, Quebec City . . . . .			

RECORD HOLDER IN BOLD

# EASTERN LEAGUE SINGLE SEASON BATTING LEADERS - RUNS SCORED

1923	Stan Benton, Williamsport . . . . .	133	1975	Wendell Alston, West Haven . . . . .	77
1924	Bill Hunnerfield, Williamsport . . . . .	123	1976	Larry Murray, West Haven . . . . .	92
1925	Joe Munson, Harrisburg . . . . .	132	1977	Harry Spilman, Trois Rivières . . . . .	94
1926	Don Donaldson, Scranton . . . . .	106	1978	Joe Lefebvre, West Haven . . . . .	102
1927	Edward Burke, Harrisburg . . . . .	107	1979	Luis Salazar, Buffalo . . . . .	108
	Glenn Killinger, Harrisburg . . . . .	107	1980	Bob Demier, Reading . . . . .	111
1928	Hubert Mason, Scranton . . . . .	95	1981	Greg Walker, Glens Falls . . . . .	117
1929	Larry Fischer, York . . . . .	115	1982	Tim Hulett, Glens Falls . . . . .	113
1930	Frank Kern, York . . . . .	121	1983	Jeff Stone, Reading . . . . .	109
1931	William Outen, Scranton . . . . .	108	1984	Mike Madril, Waterbury . . . . .	95
<b>1932</b>	<b>Larry Fischer, Harrisburg . . . . .</b>	<b>134</b>	1985	Ken Williams, Glens Falls . . . . .	87
1933	Ray Flood, Reading . . . . .	110	1986	Paul Noce, Pittsfield . . . . .	87
1934	Larry Fischer, Scranton . . . . .	114	1987	Dwight Smith, Pittsfield . . . . .	111
	Horace McBride, Williamsport . . . . .	114	1988	Cedric Landrum, Pittsfield . . . . .	82
1935	Hubert Fitzgerald, Wilkes-Barre . . . . .	120	1989	Andrew Stankiewicz, Albany . . . . .	74
1936	Hubert Fitzgerald, Wilkes-Barre . . . . .	120	1990	Bernie Williams, Albany . . . . .	91
1937	George Fallon, Elmira . . . . .	114	1991	Dave Silvestri, Albany . . . . .	97
1938	John Barrett, Hazelton . . . . .	111	1992	Ken Ramos, Canton-Akron . . . . .	93
1939	John Burman, Albany . . . . .	102	1993	Omar Ramirez, Canton-Akron . . . . .	116
1940	Kermit Lewis, Albany . . . . .	86	1994	Curtis Goodwin, Bowie . . . . .	105
1941	Bob Lemon, Wilkes-Barre . . . . .	109	1995	Ralphilliard, Portland . . . . .	104
1942	Steve Souchock, Binghamton . . . . .	94	1996	Jonathan Saffer, Harrisburg . . . . .	96
1943	Clarence Etchison, Hartford . . . . .	109	1997	Mark Kotsay, Portland . . . . .	103
1944	Al Gionfriddo, Albany . . . . .	130	1998	Doug Mientkiewicz, New Britain . . . . .	96
1945	John Ward, Wilkes-Barre . . . . .	101	1999	Nick Johnson, Norwich . . . . .	114
1946	Robert Wilson, Wilkes-Barre . . . . .	103	2000	Adam Hyzdu, Altoona . . . . .	96
1947	Richie Ashburn, Utica . . . . .	128		Cesar Crespo, Portland . . . . .	96
1948	Alex Garbowski, Utica . . . . .	100	2001	Marcus Thames, Norwich . . . . .	114
1949	Harry Simpson, Wilkes-Barre . . . . .	125	2002	Victor Martinez, Akron . . . . .	84
1950	George Crowe, Hartford . . . . .	122	2003	Brian Myrow, Trenton . . . . .	103
1951	Dave Pope, Wilkes-Barre . . . . .	113	2004	Nate McLouth, Altoona . . . . .	93
1952	Arnold Spence, Albany . . . . .	89	2005	Chris Roberson, Reading . . . . .	90
1953	James Cleverly, Reading . . . . .	112	2006	Brad Snyder, Akron . . . . .	86
1954	Roy LaFevre, Williamsport . . . . .	92	2007	Clete Thomas, Erie . . . . .	97
1955	John Huesman, Allentown . . . . .	116	2008	Lou Montanez, Bowie . . . . .	90
1956	Dick Sanders, Binghamton . . . . .	101	2009	Jose Constanza, Akron . . . . .	98
1957	Deron Johnson, Binghamton . . . . .	103	2010	Nate Spears, Portland . . . . .	104
1958	Dave Mann, Reading . . . . .	110	2011	Jamie Johnson, Erie . . . . .	93
1959	Tony Curry, Williamsport . . . . .	108	2012	Aaron Hicks, New Britain . . . . .	100
1960	Harold Jones, Reading . . . . .	107	2013	Daniel Muno, Binghamton . . . . .	86
1961	Alan Moran, Johnstown . . . . .	118	2014	Niuman Romero, Bowie . . . . .	86
1962	Bobby Sanders, Williamsport . . . . .	98	2015	Max Moroff, Altoona . . . . .	79
1963	Tony Curry, Charleston . . . . .	81	2016	Dylan Cozens, Reading . . . . .	106
1964	Jim McClain, Springfield . . . . .	96	2017	D.J. Stewart, Bowie . . . . .	80
1965	Chris Coletta, Pittsfield . . . . .	92			
1966	Bernie Smith, Williamsport . . . . .	87			
1967	Bobby Mitchell, Pittsfield . . . . .	74			
1968	Carmen Fanzone, Pittsfield . . . . .	71			
1969	Ron Allen, Reading . . . . .	91			
1970	Greg Luzinski, Reading . . . . .	94			
1971	Joe Mangual, Quebec City . . . . .	80			
1972	Ken Griffey, Trois Rivières . . . . .	96			
1973	Tom Robson, Pittsfield . . . . .	83			
1974	Willie Randolph, Thetford Mines . . . . .	103			

RECORD HOLDER IN BOLD

# EASTERN LEAGUE SINGLE SEASON BATTING LEADERS - STOLEN BASES

1923	Walter French, Williamsport	.46	1976	Larry Murry, West Haven	.59
1924	Lee Comstock, Scranton	.44	1977	Gregory Johnston, Waterbury	.36
1925	Harry Topel, Elmira	.37	1978	Rickey Henderson, Jersey City	.81
1926	Harry Topel, Binghamton	.48	1979	John Loviglio, Reading	.55
1927	Ollie Sax, Scranton	.61	1980	Robert Dernier, Reading	.71
1928	Richard Attreau, Harrisburg	.33	1981	Thomas Lawless, Waterbury	.60
1929	Glenn Killinger, Williamsport	.37	1982	Michael Woodard, West Haven	.54
1930	Fritz Werber, Elmira	.29	1983	Dwight Taylor, Buffalo	.95
1931	Mike Martineck, Williamsport	.35	1984	Don Carter, Buffalo	.72
1932	Henry Haines, Williamsport/Scranton	.47	1985	Ruben Guzman, Vermont	.40
1933	Joe Cicero, Williamsport	.42		Leon Roberts, Nashua	.40
1934	Joe Cicero, Wmpt./Scran./Reading	.37		Gary Varsho, Pittsfield	.40
1935	Joe Cicero, Harr./W-B/Elmira	.38	1986	Gary Varsho, Pittsfield	.45
1936	Joe Cicero, Elmira/Hazelton	.33	1987	Dwight Smith, Pittsfield	.60
1937	Joe Cicero, Hazelton/Scranton	.40	1988	Cedric Landrum, Pittsfield	.69
1938	George Cisar, Elmira	.35	1989	Andrew Stankiewicz, Albany	.41
1939	Carvell Rowell, Hartford	.31	1990	Bernie Williams, Albany	.39
1940	Harold Reiser, Elmira	.28	1991	Rodney Lofton, Hagerstown	.56
1941	Edgar Leip, Albany	.20	1992	Lou Frazier, London	.58
1942	Frank McElyea, Hartford	.33	1993	Shannon Penn, London	.53
1943	James Cookson, Albany	.52	1994	Curtis Goodwin, Bowie	.59
1944	Vance Dinges, Scranton	.54	1995	Terry Jones, New Haven	.51
1945	Robert Wilson, Wilkes-Barre	.30	1996	Luis Castillo, Portland	.51
1946	Robert Wilson, Wilkes-Barre	.46	1997	Aaron Fuller, Trenton	.40
1947	Richie Ashburn, Utica	.24	1998	Wonderful Monds, New Haven	.41
1948	Emidio Riga, Elmira	.24	1999	Julio Ramirez, Portland	.64
1949	Robert Verrier, Hartford	.22	2000	Henry Mateo, Harrisburg	.48
1950	Jack Daniels, Hartford	.31	2001	Esix Snead, New Haven	.64
1951	Gale Wade, Elmira	.25	2002	Esix Snead, Binghamton	.66
	Donald Zimmer, Elmira	.25	2003	Anderson Machado, Reading	.49
1952	Galeard Wade, Elmira	.55	2004	Wayne Lydon, Binghamton	.65
1953	James Cleverly, Reading	.39	2005	Rajai Davis, Altoona	.45
1954	Jack Huesman, Allentown	.35		Rich Thompson, Altoona	.45
1955	John Hussman, Allentown	.39	2006	Justin Christian, Trenton	.68
1956	David Mann, Reading	.34	2007	Eugenio Velez, Connecticut	.49
1957	David Mann, Reading	.53	2008	Antoan Richardson, Connecticut	.33
1958	David Mann, Reading	.66	2009	Jose Constanza, Akron	.49
1959	David Mann, Reading	.65	2010	Darin Mastroianni, New Hampshire	.46
1960	Theodore Savage, Williamsport	.40	2011	Anthony Gose, New Hampshire	.70
1961	Horace Clarke, Binghamton	.40	2012	Jeff Kobernus, Harrisburg	.42
1962	Oswaldo Chavarria, Binghamton	.27	2013	Jose Ramirez, Akron	.38
1963	Robert Stotsky, Reading	.26	2014	Kelby Tomlinson, Richmond	.49
1964	Paul Blair, Elmira	.34	2015	Wynton Bernard, Erie	.43
1965	Mark Belanger, Elmira	.29	2016	Rafael Bautista, Harrisburg	.56
1966	David Nelson, Pawtucket	.57	2017	Champ Stuart, Binghamton	.35
1967	Johnny Parker, Pawtucket	.38			
1968	Johnny Parker, York	.27			
1969	Eugene Clines, York	.63			
1970	Eugene Clines, Waterbury	.32			
1971	Raymond Starnes, Reading	.33			
<b>1972</b>	<b>Larry Lintz, Quebec City</b>	<b>.96</b>			
1973	Alfred Crawford, West Haven	.36			
1974	Omar Moreno, Thetford Mines	.67			
1975	Glenn Burke, Waterbury	.48			

RECORD HOLDER IN BOLD

# EASTERN LEAGUE SINGLE SEASON PITCHING LEADERS - WINS

1923	Gene Costello, York . . . . .	22	1972	Peter Hamm, Trois Rivieres . . . . .	17
1924	Thomas George, York . . . . .	25	1973	Scott McGregor, West Haven . . . . .	12
<b>1925</b>	<b>Thomas George, York . . . . .</b>	<b>27</b>		Joe Pactwa, West Haven . . . . .	12
1926	Eddie Williams, Elmira . . . . .	22		Kent Tekulve, Sherbrooke . . . . .	12
1927	Seymour Bailey, Harrisburg . . . . .	18		Erskine Thomason, Reading . . . . .	12
	Louis Poli, Harrisburg . . . . .	18		Pat Zachry, Trois Rivieres . . . . .	12
	Eddie Williams, Elmira . . . . .	18	1974	Steve Barr, Bristol . . . . .	16
1928	Clinton Brown, Harrisburg . . . . .	23	1975	Randy Lerch, Reading . . . . .	16
1929	Norman Lehr, Williamsport . . . . .	18	1976	Gerald Hannahs, Quebec City . . . . .	20
	Johnny Tillman, Harrisburg . . . . .	18	1977	Mike Armstrong, Trois Rivieres . . . . .	16
1930	John Miller, Wilkes-Barre . . . . .	22	1978	Paul Semall, West Haven . . . . .	17
1931	Harry Holsclaw, Wilkes-Barre . . . . .	25	1979	Brian Denman, Bristol . . . . .	14
1932	John Milligan, Wilkes-Barre . . . . .	22	1980	Scott Munninghoff, Reading . . . . .	14
1933	James Densmore, Binghamton . . . . .	20		Mark Davis, Reading . . . . .	19
	Earl Johnson, Wilkes-Barre . . . . .	20	1981	Brian Denman, Bristol . . . . .	15
1934	E.L. Hearn, Williamsport . . . . .	21		Larry Edwards, Glens Falls . . . . .	15
1935	Charles Willis, Wilkes-Barre . . . . .	22		Rick Foley, Holyoke . . . . .	15
1936	Hugh Mulcahy, Hazelton . . . . .	25		Tracy Harris, Lynn . . . . .	15
1937	Jim Bagby, Hazelton . . . . .	21	1982	John Lackey, Glens Falls . . . . .	16
1938	Marvin Ulrich, Hazelton . . . . .	21	1983	Mike Bielecki, Lynn . . . . .	15
1939	Newton Jacobs, Springfield . . . . .	18		Jay Davison, Reading . . . . .	15
	Rene Monteagudo, Springfield . . . . .	18	1984	Tim Lambert, Albany . . . . .	17
1940	Virgil Brown, Albany . . . . .	22	1985	Brad Arnsberg, Albany . . . . .	14
1941	Red Embree, Wilkes-Barre . . . . .	21		Jeff Sellers, New Britain . . . . .	14
1942	Xavier Rescigno, Albany . . . . .	23	1986	Jeff Gray, Vermont . . . . .	14
1943	Chet Covington, Scranton . . . . .	21	1987	Bob Scanlan, Reading . . . . .	15
1944	Leonard Gilmore, Albany . . . . .	21	1988	Mike Walker, Williamsport . . . . .	15
1945	Fred Clemence, Albany . . . . .	23	1989	Rodney Imes, Albany . . . . .	17
1946	Tom Fine, Scranton . . . . .	23	1990	Rusty Meacham, London . . . . .	15
1947	Edward Garcia, Wilkes-Barre . . . . .	17	1991	Ed Martel, Albany . . . . .	13
	Richard Koecher, Utica . . . . .	17		Dave Telgheider, Williamsport . . . . .	13
1948	Louis Kretlow, Williamsport . . . . .	21	1992	Paul Byrd, Canton-Akron . . . . .	14
1949	Orie Arntzen, Albany . . . . .	25	1993	Joey Eischen, Harrisburg . . . . .	14
1950	William Freese, Binghamton . . . . .	19	1994	Juan Acevedo, New Haven . . . . .	17
1951	Jose Santiago, Wilkes-Barre . . . . .	21	1995	Joel Moore, New Haven . . . . .	14
1952	Charles Haag, Albany . . . . .	18	1996	Carl Pavano, Trenton . . . . .	16
	George Uhaze, Albany . . . . .	18	1997	Jesus Sanchez, Binghamton . . . . .	13
1953	Wally Burnette, Binghamton . . . . .	23	1998	Mike Lincoln, New Britain . . . . .	15
1954	Al Schroll, Albany . . . . .	16	1999	Bronson Arroyo, Altoona . . . . .	15
	James Stump, Wilkes-Barre . . . . .	16		Jason Beverlin, Norwich . . . . .	15
1955	Don Minnick, Reading . . . . .	20	2000	Greg Wooten, New Haven . . . . .	17
1956	Lawrence Locke, Reading . . . . .	20	2001	Carlos Silva, Reading . . . . .	15
1957	Ed Dick, Binghamton . . . . .	18	2002	Ryan Madson, Reading . . . . .	16
1958	Gordon Seyfried, Lancaster . . . . .	17	2003	Sean Burnett, Altoona . . . . .	14
1959	Juan Marichal, Springfield . . . . .	18	2004	Gustavo Chacin, New Hampshire . . . . .	16
1960	Jim Duffalo, Springfield . . . . .	16	2005	Allen Davis, Reading . . . . .	13
	Robert Heffner, Allentown . . . . .	16	2006	Adam Miller, Akron . . . . .	15
1961	Gerald Thomas, Springfield . . . . .	20	2007	Jeffrey Marquez, Trenton . . . . .	15
1962	Paul Seitz, Binghamton . . . . .	16	2008	Bradley Bergesen, Bowie . . . . .	15
1963	Darold Knowles, Elmira . . . . .	16	2009	Josh Tomlin, Akron . . . . .	14
	Frank Linzy, Springfield . . . . .	16	2010	Kyle Drabek, New Hampshire . . . . .	14
1964	Thomas Arruda, Springfield . . . . .	16	2011	Austin Hyatt, Reading . . . . .	12
	Fran Kasheta, Springfield . . . . .	16	2012	Brett Marshall, Trenton . . . . .	13
1965	Dave Leonhard, Elmira . . . . .	20	2013	Matt Packer, Akron . . . . .	12
1966	Jerry Hudgins, Pittsfield . . . . .	15		Jack Snodgrass, Richmond . . . . .	12
1967	Gary Girouard, Binghamton . . . . .	14		Logan Verrett, Binghamton . . . . .	12
1968	Dick Baney, Pittsfield . . . . .	14	2014	Henry Owens, Portland . . . . .	14
	Gene Rounsaville, Reading . . . . .	14	2015	Shane Carle, New Britain . . . . .	14
1969	Jack Nutter, Reading . . . . .	16	2016	Tyler Mapes, Harrisburg . . . . .	12
	Ken Reynolds, Reading . . . . .	16		Michael Peoples, Akron . . . . .	12
1970	Bill Gogolewski, Pittsfield . . . . .	14	2017	Yefry Ramirez, Trenton/Bowie . . . . .	15
	Bob Terlecki, Reading . . . . .	14			
1971	Steve Blateric, Trois Rivieres . . . . .	14			

RECORD HOLDER IN BOLD

# EASTERN LEAGUE SINGLE SEASON PITCHING LEADERS - ERA

1923	No Record Kept	1977	Roger Slagle, West Haven . . . . .	2.81	
1924	No Record Kept	1978	Steve Schneck, Bristol . . . . .	2.15	
1925	Thomas George, York . . . . .	1979	Bob Walk, Reading . . . . .	2.24	
1926	Ed Matteson, Scranton/York . . . . .	1980	Mark Davis, Reading . . . . .	2.47	
1927	Roy Richards, York . . . . .	1981	Brian Denman, Bristol . . . . .	2.44	
1928	John Milligan, Syracuse . . . . .	1982	Jay Baller, Reading . . . . .	2.68	
1929	Jim Brice, Binghamton . . . . .	1983	Steve Farr, Buffalo . . . . .	1.61	
1930	Chant Parkes, Williamsport . . . . .	1984	Scott Terry, Vermont . . . . .	1.50	
1931	Chant Parkes, Williamsport . . . . .	1985	Brad Arnsberg, Albany . . . . .	1.59	
1932	Vito Tamulis, Binghamton . . . . .	1986	Jim Neidlinger, Nashua . . . . .	2.42	
1933	Joe Semler, Wilkes-Barre . . . . .	1987	Rob Lopez, Vermont . . . . .	2.40	
1934	William Thomas, Williamsport . . . . .	1988	Paul Wenson, Glens Falls . . . . .	2.04	
1935	Joseph Shaute, Scranton . . . . .	1989	Steve Adkins, Albany . . . . .	2.07	
1936	Walter Singer, Allentown . . . . .	1990	Mike Gardiner, Williamsport . . . . .	1.90	
1937	Dick Erickson, Scranton . . . . .	1991	Jeff Mutis, Canton-Akron . . . . .	1.80	
1938	George Barley, Binghamton . . . . .	1992	Bobby Jones, Binghamton . . . . .	1.88	
1939	Xavier Rescigno, Elmira . . . . .	1993	Dennis Harriger, Binghamton . . . . .	2.95	
1940	Mickey Harris, Scranton . . . . .	1994	Juan Acevedo, New Haven . . . . .	2.37	
1941	Red Embree, Wilkes-Barre . . . . .	1995	Paul Wilson, Binghamton . . . . .	2.17	
1942	Allie Reynolds, Wilkes-Barre . . . . .	1996	Carl Pavano, Trenton . . . . .	2.63	
1943	Chet Covington, Scranton . . . . .	1997	Michael Vavrek, New Haven . . . . .	2.57	
1944	Peter Naktenis, Hartford . . . . .	1998	Mike Kusiewicz, New Haven . . . . .	2.32	
1945	Frank Martin, Utica . . . . .	1999	Pat Ahearne, New Haven . . . . .	2.61	
<b>1946</b>	<b>Mel Parnell, Scranton . . . . .</b>	<b>1.30</b>	2000	Greg Wooten, New Haven . . . . .	2.31
1947	Bill Kennedy, Scranton . . . . .	2.62	2001	Josh Stephens, Bowie . . . . .	1.84
1948	Max Peterson, Utica . . . . .	2.03	2002	Danny Borrell, Norwich . . . . .	2.31
1949	Whitey Ford, Binghamton . . . . .	1.61	2003	David Gassner, New Haven . . . . .	2.79
1950	Bob Chakales, Wilkes-Barre . . . . .	2.04	2004	Gavin Floyd, Reading . . . . .	2.57
1951	Jose Santiago, Wilkes-Barre . . . . .	1.59	2005	Jon Lester, Portland . . . . .	2.61
1952	George Haze, Albany . . . . .	2.13	2006	Philip Hughes, Trenton . . . . .	2.25
1953	Steve Kraly, Binghamton . . . . .	2.08	2007	Alan Horne, Trenton . . . . .	3.11
1954	Al Schroll, Albany . . . . .	2.07	2008	Joseph Martinez, Connecticut . . . . .	2.49
1955	Jim Singleton, Johnstown/W-B . . . . .	2.42	2009	Zach McAllister, Trenton . . . . .	2.23
1956	Vic Lapiner, Reading . . . . .	1.96	2010	Rudy Owens, Altoona . . . . .	2.46
1957	Bill Slack, Albany . . . . .	2.24	2011	Eric Surkamp, Richmond . . . . .	2.02
1958	Bill Stafford, Binghamton . . . . .	2.25	2012	Chris Heston, Richmond . . . . .	2.24
1959	Juan Marichal, Springfield . . . . .	2.39	2013	Nathan Karns, Harrisburg . . . . .	3.26
1960	Jim Duffalo, Springfield . . . . .	2.63	2014	Brian Johnson, Portland . . . . .	1.75
1961	Gerald Thomas, Springfield . . . . .	2.40	2015	Michael Fulmer, Erie/Binghamton . . . . .	2.14
1962	Granny Hamner, Binghamton . . . . .	2.03	2016	Tyler Beede, Richmond . . . . .	2.81
1963	Frank Linzy, Springfield . . . . .	1.55	2017	Corey Oswalt, Binghamton . . . . .	2.28
1964	Joe Overton, Springfield . . . . .	1.72			
1965	Thomas Arruda, Springfield . . . . .	1.88			
1966	Tom Fisher, Elmira . . . . .	1.88			
1967	Jim McAndrew, Williamsport . . . . .	1.47			
1968	Silvano Quezada, York . . . . .	1.34			
1969	Lyn Fitzer, York . . . . .	2.03			
1970	Dave Bennett, Waterbury . . . . .	2.22			
1971	Bob Terlecki, Reading . . . . .	2.30			
1972	Peter Hamm, Trois Rivieres . . . . .	2.30			
1973	Joe Pactwa, West Haven . . . . .	3.18			
1974	Denis McSween, Quebec City . . . . .	1.89			
1975	Tom Farias, Bristol . . . . .	1.55			
1976	Paul Moskau, Trois Rivieres . . . . .	1.55			

RECORD HOLDER IN BOLD

# EASTERN LEAGUE SINGLE SEASON PITCHING LEADERS - STRIKEOUTS

1923	Dudley Foulk, Williamsport . . . . .	167	1977	Alan Wirth, Waterbury . . . . .	149
1924	Thomas George, York . . . . .	167	1978	Steve Schneck, Bristol . . . . .	180
1925	Henry Hoffman, Williamsport . . . . .	153	1979	Bob Walk, Reading . . . . .	135
1926	Henry Hoffman, Williamsport . . . . .	129	1980	Mark Davis, Reading . . . . .	185
1927	Louis Poli, Harrisburg . . . . .	109	1981	Jerome King, Bristol . . . . .	168
1928	Herm Holshouser, Binghamton . . . . .	153	1982	Dennis Boyd, Bristol . . . . .	191
1929	Beryk Richmond, York . . . . .	124	1983	Mike Bielecki, Lynn . . . . .	143
1930	John Milligan, Wilkes-Barre . . . . .	133	1984	Bob Bastian, Waterbury . . . . .	119
1931	Bob Brown, Binghamton . . . . .	176	1985	Doug Drabek, Albany . . . . .	153
1932	Clarence Heise, Elmira . . . . .	187	1986	Steve Searcy, Glens Falls . . . . .	139
1933	Jack LaRocca, Binghamton . . . . .	200	1987	Rich Sauveur, Harrisburg . . . . .	160
1934	Kemp Wicker, Binghamton . . . . .	136	1988	Mike Walker, Williamsport . . . . .	144
1935	Charles Ahearn, Binghamton . . . . .	112	1989	Scott Kamieniecki, Albany . . . . .	140
1936	Atley Donald, Binghamton . . . . .	189	1990	Mike Gardiner, Williamsport . . . . .	149
1937	Joe Krakauskas, Trenton . . . . .	184	1991	Ed Martel, Albany . . . . .	141
1938	Frank Dasso, Hazelton . . . . .	179	1992	Sterling Hitchcock, Albany . . . . .	155
1939	Mickey Harris, Scranton . . . . .	148	1993	Tim VanEgmond, New Britain . . . . .	163
1940	Millard Howell, Wilkes-Barre . . . . .	137	1994	Jimmy Haynes, Bowie . . . . .	177
1941	Red Embree, Wilkes-Barre . . . . .	213	1995	Rafael Orellano, Trenton . . . . .	160
1942	Allie Reynolds, Wilkes-Barre . . . . .	193	1996	Anthony Saunders, Portland . . . . .	156
1943	Chet Covington, Scranton . . . . .	187	1997	Jesus Sanchez, Binghamton . . . . .	176
1944	John Moore, Binghamton . . . . .	186	1998	Brent Billingsley, Portland . . . . .	183
1945	Charles Ripple, Utica . . . . .	193	1999	Ryan Anderson, New Haven . . . . .	162
1946	Bob Kuzava, Wilkes-Barre . . . . .	207	2000	Brandon Duckworth, Reading . . . . .	178
1947	Maurice McDermott, Scranton . . . . .	136	2001	Ronald Chiavacci, Harrisburg . . . . .	161
1948	Louis Kretlow, Williamsport . . . . .	219	2002	Julio DePaula, Norwich . . . . .	152
1949	Bob Raney, Elmira . . . . .	191	2003	Francisco Cruceta, Akron . . . . .	134
1950	Sam Jones, Wilkes-Barre . . . . .	169	2004	Boof Bonser, New Britain . . . . .	146
1951	Paul Stuffer, Schenectady . . . . .	183	2005	Jon Lester, Portland . . . . .	163
1952	Ron Mrozinski, Schenectady . . . . .	148	2006	Tyler Clippard, Trenton . . . . .	175
1953	John Meyer, Schenectady . . . . .	226	2007	Alan Horne, Trenton . . . . .	165
1954	Seth Morehead, Schenectady . . . . .	207	2008	David Hernandez, Bowie . . . . .	166
1955	Jim Coates, Binghamton . . . . .	186	2009	Ryan Mullins, New Britain . . . . .	133
1956	Gary Bell, Reading . . . . .	192	2010	Tom Milone, Harrisburg . . . . .	155
1957	Ed Dick, Binghamton . . . . .	204	2011	Austin Hyatt, Reading . . . . .	171
1958	Julio Navarro, Springfield . . . . .	142	2012	Trevor May, Reading . . . . .	151
1959	Juan Marichal, Springfield . . . . .	208	2013	Trevor May, New Britain . . . . .	159
1960	Clark Johnson, Springfield . . . . .	169	2014	Henry Owens, Portland . . . . .	126
1961	Gerald Thomas, Springfield . . . . .	214	2015	Austin Voth, Harrisburg . . . . .	148
1962	Bob Heffner, York . . . . .	234	2016	Mitch Atkins, Portland . . . . .	145
<b>1963</b>	<b>Fred Norman, Binghamton . . . . .</b>	<b>258</b>	2017	Ryan Castellani, Hartford . . . . .	132
1964	Thomas Arruda, Springfield . . . . .	178			
1965	Dave Leonhard, Elmira . . . . .	209			
1966	Tom Fisher, Elmira . . . . .	142			
1967	Alan Schmelz, Williamsport . . . . .	181			
1968	Mike Hedlund, Waterbury . . . . .	149			
1969	Ken Reynolds, Reading . . . . .	180			
1970	Bill Gogolewski, Pittsfield . . . . .	146			
1971	Mike Ruddell, Trois Rivieres . . . . .	186			
1972	Brad Meyring, Sherbrooke . . . . .	181			
1973	Greg Heydeman, Waterbury . . . . .	179			
1974	Roy Thomas, Reading . . . . .	168			
1975	Richard Anderson, West Haven . . . . .	138			
1976	Gerald Hannahs, Quebec City . . . . .	126			

RECORD HOLDER IN BOLD

# EASTERN LEAGUE SINGLE SEASON

## PITCHING LEADERS - WINNING PERCENTAGE

1923	Gene Costello, York	.....759	1975	Randy Lerch, Reading	.....727
1924	Thomas George, York	.....758	1976	Larry Rothschild, Trois Rivieres	.....727
1925	Thomas George, York	.....794	1977	William Caudill, Trois Rivieres	.....765
1926	Rudolph Kneisch, Binghamton	.....714	1978	Jesus Hernaiz, Reading	.....750
1927	Roy Richards, York	.....765	1979	Jerry Reed, Reading	.....733
1928	Clinton Brown, Harrisburg	.....742	1980	Mark Davis, Reading	.....760
1929	George Miner, Binghamton	.....750	1981	William Moloney, Bristol	.....909
1930	Adolph Holzhauser, Elmira	.....783	1982	Brian Abraham, West Haven	.....750
1931	Harry Holsclaw, Wilkes-Barre	.....758	1983	Steve Farr, Buffalo	.....929
1932	John Milligan, Wilkes-Barre	.....733	1984	Scott Terry, Vermont	.....824
1933	Reginald Grabowski, W-B/Reading	..773	1985	Brad Arnsberg, Albany	.....875
1934	Joseph Shaute, Scranton	.....842	1986	Jeff Gray, Vermont	.....875
1935	Joseph Shaute, Scranton	.....750	1987	David Masters, Pittsfield	.....800
1936	Joseph Shaute, Scranton	.....741		Robert Russell, Harrisburg	.....800
1937	Orling Rogers, Wilkes-Barre	.....727	1988	Michael Harkey, Pittsfield	.....818
1938	George Barley, Binghamton	.....750	1989	Steven Adkins, Albany	.....923
1939	Michael Harris, Scranton	.....810	1990	Anthony Telford, Hagerstown	.....833
1940	Owen Sheetz, Scranton	.....750	1991	Stacey Burdick, Hagerstown	.....733
1941	Charles Embree, Wilkes-Barre	.....808	1992	Thomas Wegmann, Binghamton	.....818
1942	Xavier Rescigno, Albany	.....793	1993	Joey Eischen, Harrisburg	.....778
1943	Chester Covington, Scranton	.....750	1994	Juan Castillo, Binghamton	.....846
1944	Peter Naktenis, Hartford	.....857	1995	Will Cunnane, Portland	.....818
1945	Fred Clemence, Albany	.....793	1996	Rick Betti, Trenton	.....900
1946	Thomas Fine, Scranton	.....885	1997	Mike Vavrek, New Haven	.....800
1947	William Kennedy, Scranton	.....822	1998	Geoff Duncan, Portland	.....818
1948	Orrie Arntzen, Albany	.....789	1999	Javier De La Hoya, Bowie	.....900
1949	Orrie Arntzen, Albany	.....926	2000	Greg Wooten, New Haven	.....850
1950	Robert Chakales, Wilkes-Barre	.....762	2001	Brandon Claussen, Norwich	.....818
1951	Ivan Delock, Scranton	.....833	2002	Matt Duff, New Haven	.....917
1952	Walter Jasinski, Elmira	.....889	2003	Chris Schroder, Harrisburg	.....818
1953	Steve Kraly, Binghamton	.....905	2004	Gustavo Chacin, New Hampshire	..889
1954	Duane Maas, Wilkes-Barre	.....786	2005	Yusmeiro Petit, Binghamton	.....750
1955	Don Minnick, Reading	.....833	2006	Philip Hughes, Trenton	.....769
1956	William Bethel, Binghamton	.....846	2007	Alan Horne, Trenton	.....750
	John James, Binghamton	.....846	2008	Jason Berken, Bowie	.....750
1957	Donald Erickson, Schenectady	.....778	2009	Jeanmar Gomez, Akron	.....714
1958	Paul Robinson, Reading	.....700	2010	D.J. Mitchell, Trenton	.....733
1959	Victor Davis, Springfield	.....714	2011	Eric Surkamp, Richmond	.....714
1960	Freddie Burdette, Lancaster	.....800	2012	Jacob Pettit, Bowie	.....786
1961	Paul Doyle, Springfield	.....750	2013	Mike Wright, Bowie	.....786
1962	Gary Kelly, Williamsport	.....857		Keith Couch, Portland	.....786
1963	William Millerstrom, Binghamton	..765	2014	Brian Johnson, Portland	.....833
1964	Frank Bertaina, Elmira	.....733	2015	Michael Fulmer, Erie/Binghamton	..769
<b>1965</b>	<b>William MacLeod, Pittsfield</b>	<b>...1.000</b>	2016	Shane Dawson, New Hampshire	...714
1966	Thomas Fisher, Elmira	.....700	2017	Yefry Ramirez, Trenton/Bowie	....833
1967	James Horsford, Binghamton	.....867			
1968	Luis Peraza, Reading	.....813			
1969	Kenneth Reynolds, Reading	.....727			
1970	William Gogolewski, Pittsfield	.....737			
1971	John Jackson, Trois Rivieres	.....667			
	Michael Ruddell, Trois Rivieres	....667			
1972	George Medich, West Haven	.....786			
1973	Kent Tekulve, Sherbrook	.....750			
1974	Timothy Plodinec, Quebec City	.....737			
	Thomas Underwood, Reading	.....737			

RECORD HOLDER IN BOLD



# EASTERN LEAGUE SINGLE SEASON

## PITCHING LEADERS - SAVES

1969	Robert Darrah, Manchester . . . . .	16	1995	Jay Powell, Portland . . . . .	24
1970	Loyd Colson, Manchester . . . . .	16	1996	William Hurst, Portland . . . . .	30
1971	Stephen Blateric, Trois Rivieres . . . . .	15	1997	Benjamin Fleetham, Harrisburg . . . . .	30
1972	Rawlins Eastwick, Trois Rivieres . . . . .	20	<b>1998</b>	<b>Brent Stentz, New Britain . . . . .</b>	<b>43</b>
1973	Roger Hambright, West Haven . . . . .	22	1999	Joe Lisio, Norwich . . . . .	33
1974	Bruce Taylor, Trois Rivieres . . . . .	14	2000	Jerrod Riggan, Binghamton . . . . .	28
1975	Manuel Sarmiento, Trois Rivieres . . . . .	15		Domingo Jean, Norwich . . . . .	28
1976	James Vosk, Bristol . . . . .	16	2001	Alexander Pacheco, Norwich . . . . .	26
1977	Richard Waller, Bristol . . . . .	16	2002	Juan Padilla, New Britain . . . . .	29
1978	Willard Mueller, Holyoke . . . . .	15	2003	Brian Schmack, Erie . . . . .	29
1979	Daniel Led Duke, West Haven . . . . .	14	2004	Bobby Korecky, New Britain . . . . .	31
1980	David Schoppee, Bristol . . . . .	19	2005	Edwin Almonte, Erie . . . . .	33
1981	David Schoppee, Bristol . . . . .	22	2006	Brandon Knight, Altoona . . . . .	27
1982	David A. Smith, Holyoke . . . . .	13	2007	Brian Anderson, Connecticut . . . . .	29
1983	Jeffrey Zaske, Lynn . . . . .	24		Matt Peterson, Altoona . . . . .	29
1984	Robert Murphy, Vermont . . . . .	15	2008	Julio Manon, Bowie . . . . .	32
	Richard Surhoff, Reading . . . . .	15	2009	Anthony Slama, New Britain . . . . .	25
1985	Randle Graham, Albany . . . . .	17	2010	Rafael Cova, Richmond . . . . .	23
1986	Logan Easley, Albany . . . . .	18	2011	Cory Burns, Akron . . . . .	35
	Hector Stewart, New Britain . . . . .	18	2012	Justin Friend, Reading . . . . .	24
1987	Todd Frohwirth, Reading . . . . .	19		Preston Guilmet, Akron . . . . .	24
1988	Dean Wilkins, Pittsfield . . . . .	26	2013	Jeff Walters, Binghamton . . . . .	38
1989	Timothy Layana, Albany . . . . .	17	2014	Oliver Drake, Bowie . . . . .	31
1990	Darrin Chapin, Albany . . . . .	21	2015	Stephen Shackelford, Reading . . . . .	30
1991	Toby Borland, Reading . . . . .	24	2016	Matt Carasiti, Hartford . . . . .	29
	Larry Stanford, Albany . . . . .	24	2017	Shane Broyles, Hartford . . . . .	21
1992	Len Picota, Harrisburg . . . . .	26			
1993	Calvin Jones, Canton-Akron . . . . .	22			
1994	Alberto Reyes, Harrisburg . . . . .	35			

RECORD HOLDER IN BOLD



PRESENTED BY



Horizon Blue Cross Blue Shield of New Jersey

**Wednesday, July 11th**  
**Trenton, New Jersey**

**EASTERN LEAGUE INDIVIDUAL SEASON RECORDS—PITCHING  
1923-2017**

GAMES:	Sal Urso	Trenton	1998	69
GAMES STARTED:	Albert Antinelli	Allentown	1959	33
	Louis Kretlow	Williamsport	1948	33
	Pete Magrini	Pittsfield	1965	33
COMPLETE GAMES:	Hugh Mulcahy	Hazelton	1936	31
SHUTOUTS:	Allie Reynolds	Wilkes-Barre	1942	11
WINS:	Thomas George	York	1925	27
LOSSES:	Ernest Walters	Elmira	1923	24
SAVES:	Brent Stentz	New Britain	1998	43
WINNING PCT.:	William MacLeod	Pittsfield	1965	1.000 (18-0)
INNINGS:	Hugh Mulcahy	Hazelton	1936	325
HITS ALLOWED:	Ernest Walters	Elmira	1923	349
RUNS:	Ernest Walters	Elmira	1923	206
EARNED RUNS:	Hugh Mulcahy	Hazelton	1936	155
WALKS:	Richard Rozek	Wilkes-Barre	1948	180
STRIKEOUTS:	Fred Norman	Binghamton	1963	258
HOME RUNS ALLOWED:	Nate Tekavec	Erie	2002	33
ERA:	Mel Parnell	Scranton	1946	1.30

**EASTERN LEAGUE INDIVIDUAL SEASON LEADERS—BATTING  
1923-2017**

GAMES: (142 game season)	Curtis Goodwin	Bowie	1994	142
	Adam Hyzdu	Altoona	2000	142
	Eric Munson	Erie	2001	142
	Shelley Duncan	Trenton	2005	142
	Chris Parmelee	New Britain	2011	142
	(140 game season)	Robert Reece	Shamokin	1927
(154 game season)	Robert Bowman	Schenectady	1953	149
	Daniel Schell	Schenectady	1953	149
AT BATS:	Granny Hamner	Utica	1947	609
RUNS:	Lawrence Fischer	Harrisburg	1932	134
HITS:	Don Brown	York	1930	214
DOUBLES:	Dewey Steffens	York	1924	54
TRIPLES:	Al Gionfriddo	Albany	1944	28
HOME RUNS:	Ken Strong	Hazelton	1930	41
	Rick Lancellotti	Buffalo	1979	41
RBI:	Ken Harrelson	Binghamton	1962	138
TOTAL BASES:	Joe Munson	Harrisburg	1925	355
SACRIFICES:	Mickey Dzurilla	Binghamton	1928	37
	Eugene Morrison	Elmira	1928	37
SACRIFICE FLIES:	Essex Burton	Reading	1996	16
	Larry Barnes	Erie	1999	16
WALKS:	Herschel Held	Albany	1949	151
	Merrill May	Albany	1947	151
STRIKEOUTS:	Robert Stratton	Binghamton	2001	201
STOLEN BASES:	Larry Lintz	Quebec City	1972	96
BATTING AVG:	Joe Munson	Harrisburg	1925	.400
SLUGGING PCT:	Ken Strong	Hazelton	1930	.787
HIT BY PITCH:	Nick Johnson	Norwich	1999	37
LONGEST HITTING STREAK:	Hubert Mason	Binghamton	1925	38

# EASTERN LEAGUE NO-HITTERS

Date	Pitcher(s)	Team	Opponent	Score/Innings
July 30, 1925	Henry Hoffman	Williamsport	Elmira	4-2, 9 inn.
July 21, 1926	Marty Kinnear	Harrisburg	Shamokin	2-0, 9 inn.
July 16, 1926	Andy Phillips	Harrisburg	Binghamton	9-0, 7 inn.
August 16, 1926	Ted Pritchard	Elmira	Scranton	2-0, 9 inn.
August 26, 1926	Bob Fitzke	Scranton	Shamokin	4-0, 7 inn.
August 22, 1927	Earl Hanson	Harrisburg	Binghamton	4-0, 7 inn.
Sept. 8, 1927	Bill "Grunt" Lucas	Binghamton	Shamokin	1-0, 9 inn.
June 6, 1931	Bill Dietrich	Harrisburg	Wilkes-Barre	1-0, 9 inn.
August 25, 1931	Andy Rush	Harrisburg	Scranton	6-0, 7 inn.
June 13, 1933	Harry Gumbert	Williamsport	York	2-0, 9 inn.
August 21, 1933	Jack LaRocca	Binghamton	Reading	8-0, 9 inn.
Sept. 3, 1933	Lew Krause Sr.	Harrisburg	York	3-0, 9 inn.
August 29, 1934	Bob Miller	Binghamton	Hazelton	2-0, 9 inn.
Sept. 17, 1934	<i>Hormidas Aube</i>	<i>Binghamton</i>	<i>Williamsport</i>	<i>3-1, 9 inn.</i>
Sept. 18, 1937	<i>Thomas Reis</i>	<i>Wilkes-Barre</i>	<i>Elmira</i>	<i>8-0, 9 inn.</i>
July 20, 1938	Charlie Suche	Wilkes-Barre	Williamsport	1-0, 7 inn.
May 12, 1940	Leslie Dunkle	Scranton	Hartford	3-0, 7 inn.
June 20, 1941	Herb Karpel	Binghamton	Elmira	2-0, 9 inn.
July 9, 1941	Red LaFlamme	Albany	Hartford	3-0, 7 inn.
August 7, 1941	Joe Wood Jr.	Scranton	Albany	5-0, 9 inn.
August 27, 1941	Reggie Grabowski	Albany	Springfield	2-0, 7 inn.
August 4, 1942	Jack Robinson	Binghamton	Wilkes-Barre	7-0, 7 inn.
Sept. 1, 1942	Allie Reynolds	Wilkes-Barre	Elmira	0-1, 10.2 inn.
<b>May 23, 1943</b>	<b>Chet Covington</b>	<b>Scranton</b>	<b>Albany</b>	<b>6-0, 9 inn.</b>
August 14, 1943	Charlie Haag	Binghamton	Albany	2-0, 9 inn.
May 15, 1945	Pete Naktensis	Hartford	Binghamton	6-0, 9 inn.
July 3, 1945	Ralph McCabe	Wilkes-Barre	Binghamton	10-0, 9 inn.
July 12, 1945	Fred Chumley	Scranton	Albany	1-0, 7 inn.
July 14, 1946	Maury McDermott	Scranton	Albany	8-0, 9 inn.
July 22, 1947	Ray Minor	Elmira	Williamsport	1-0, 7 inn.
May 24, 1948	Lou Kretlow	Williamsport	Binghamton	12-1, 7 inn.
July 7, 1948	Dick Rozek	Wilkes-Barre	Elmira	2-1, 9 inn.
August 1, 1948	Dave Latter	Binghamton	Elmira	3-4, 7 inn.
	Tom Gorman			
Sept. 16, 1948	<i>Maury McDermott</i>	<i>Scranton</i>	<i>Utica</i>	<i>8-0, 9 inn.</i>
May 6, 1949	Rollie Schuster	Scranton	Williamsport	3-0, 5 inn.
June 10, 1949	Maynard Thiel	Hartford	Elmira	7-0, 7 inn.
August 28, 1949	Roy Welmaker	Williamsport	Wilkes-Barre	3-0, 5 inn.
June 1, 1951	Tommy Herrin	Scranton	Elmira	5-0, 7 inn.
June 4, 1951	Paul Stuffle	Schenectady	Elmira	6-3, 9 inn.
July 8, 1952	Lee Griffith	Elmira	Binghamton	0-2, 10.1 inn.
August 19, 1952	Lee Griffith	Elmira	Hartford	1-0, 8.1 inn.
May 29, 1953	Billy Joe Davidson	Reading	Williamsport	3-0, 9 inn.
August 17, 1955	Marvin Williams	Schenectady	Elmira	2-0, 9 inn.
Sept. 1, 1956	Hank Bolinda	Schenectady	Albany	1-0, 9 inn.
Sept. 1, 1956	Zack Monroe	Binghamton	Syracuse	6-0, 7 inn.
July 9, 1958	Evans Kelleen	Albany	Allentown	3-0, 7 inn.
	Don Williams			
August 23, 1958	Bob Paffel	Lancaster	Springfield	2-0, 7 inn.
July 20, 1960	Bill Kirk	Lancaster	Binghamton	1-0, 7 inn.
June 11, 1961	Gerald Thomas	Springfield	Johnstown	1-0, 9 inn.
August 28, 1961	Jack McCracken	Williamsport	Lancaster	2-0, 7 inn.
April 19, 1963	Bob Bishop	Springfield	Reading	2-0, 9 inn.
May 6, 1964	Francis Smith	Charleston	Elmira	6-1, 9 inn.
June 30, 1964	Carl Nelson	Williamsport	York	2-0, 7 inn.
July 11, 1964	Bob Baird	York	Springfield	0-1, 7 inn.
	Carlos Medrano			
Sept. 5, 1964	Steve Cosgrove	Elmira	York	6-0, 7 inn.
April 24, 1965	Ed Watt	Elmira	Williamsport	4-0, 9 inn.
May 6, 1965	Ed Watt	Elmira	Reading	5-0, 9 inn.
July 19, 1965	Bob Schmidt	Williamsport	Springfield	4-0, 9 inn.
July 27, 1965	Ed Barnowski	Elmira	Reading	2-0, 9 inn.
May 18, 1966	Jim Hardin	Elmira	Williamsport	4-1, 6 inn.
June 1, 1966	Don Loun	York	Williamsport	3-2, 7 inn.
July 1, 1966	Jim Wingate	Pawtucket	Waterbury	5-0, 9 inn.
April 25, 1967	Paul Campbell	Elmira	York	5-0, 7 inn.
May 13, 1967	Lawrence Tolliver	Waterbury	York	6-0, 9 inn.
May 23, 1967	Ron Locke	Williamsport	Pawtucket	7-0, 9 inn.
June 23, 1967	Jim Horsford	Binghamton	Pittsfield	2-0, 7 inn.
June 24, 1967	Bill Hepler	Williamsport	Elmira	0-1, 6 inn.
July 22, 1967	Bill Burbach	Binghamton	Williamsport	3-0, 7 inn.

Date	Pitcher(s)	Team	Opponent	Score/Innings
July 25, 1967	Steve Arlin	Reading	York	9-2, 7 inn.
August 25, 1967	Bob Guindon	Pittsfield	York	5-0, 7 inn.
August 30, 1967	Bill Farmer	Pittsfield	Elmira	2-0, 7 inn.
July 9, 1968	Silvano Quezada	York	Elmira	2-0, 9 inn.
May 13, 1969	Ivy Washington	Pittsfield	Manchester	0-3, 9 inn.
<b>May 15, 1969</b>	<b>Fred Cambria</b>	<b>York</b>	<b>Waterbury</b>	<b>5-0, 7 inn.</b>
August 12, 1969	Mike Corkins	Elmira	Manchester	2-0, 9 inn.
May 29, 1970	Mike Whitson	Pittsfield	Waterbury	4-0, 7 inn.
May 10, 1971	Mike Everett	Waterbury	Elmira	5-0, 7 inn.
May 27, 1971	Mickey Pless	Three Rivers	Pittsfield	2-0, 7 inn.
June 14, 1971	John Jackson	Three Rivers	Quebec	3-0, 7 inn.
June 18, 1971	Mike Ruddell	Three Rivers	Pawtucket	1-0, 9 inn.
July 30, 1971	Mike Ruddell	Three Rivers	Elmira	3-0, 7 inn.
August 28, 1971	Steve Blateric			
August 28, 1971	Mike Wallace	Reading	Manchester	2-0, 7 inn.
August 5, 1972	Denis McSween	Quebec City	Pawtucket	4-0, 7 inn.
August 6, 1972	Bob Babcock	Quebec City	Pawtucket	4-0, 9 inn.
August 26, 1972	Bob Eldridge	Elmira	Pawtucket	6-0, 9 inn.
May 11, 1973	Chuck Ross	Bristol	Sherbrooke	3-0, 9 inn.
May 14, 1973	Dennis Malseed	Sherbrooke	West Haven	3-0, 7 inn.
August 4, 1973	Bob Lang	Quebec City	West Haven	3-0, 9 inn.
August 19, 1973	Dennis Malseed	Sherbrooke	Pittsfield	6-0, 7 inn.
April 29, 1974	Odell Jones	Thetford Mines	Pittsfield	7-0, 9 inn.
June 9, 1974	Stan Williams	Bristol	Quebec	9-0, 7 inn.
August 5, 1974	Curran Percival	Bristol	Three Rivers	5-0, 7 inn.
August 20, 1974	Roy Thomas	Reading	West Haven	2-0, 7 inn.
August 30, 1974	Mike Ruddell	Three Rivers	Quebec	1-0, 9 inn.
June 14, 1975	Thomas Farias	Bristol	Thetford Mines	2-0, 7 inn.
June 28, 1976	Gil Patterson	West Haven	Williamsport	1-0, 9 inn.
June 28, 1977	John Tudor	Bristol	Reading	2-0, 7 inn.
June 8, 1980	Frank DiPino	Holyoke	Reading	6-0, 7 inn.
July 6, 1981	Brian Denman	Bristol	West Haven	4-1, 9 inn.
July 22, 1981	Tom Hart	Reading	Lynn	3-0, 7 inn.
April 27, 1982	Ron Romanick	Holyoke	Buffalo	1-0, 9 inn.
August 2, 1982	Mark Esser	Glens Falls	Reading	1-0, 11 inn.
August 27, 1982	Bill Atkinson			
	Tim Wheeler	Buffalo	West Haven	1-0, 7 inn.
	Ben Wiltbank			
	Craig Pippin			
June 5, 1983	Mark Ferguson	Albany	Nashua	9-0, 7 inn.
June 7, 1983	Rich Doyle	Buffalo	Albany	6-0, 7 inn.
August 12, 1983	Rich Gaynor	Reading	Nashua	6-0, 7 inn.
May 31, 1984	Ed Myers	Albany	Vermont	2-0, 7 inn.
August 11, 1984	Steve Susce	Nashua	Waterbury	4-0, 7 inn.
June 8, 1985	Gary Parmenter	Pittsfield	Nashua	6-0, 9 inn.
June 20, 1985	Curt Heidenreich	Vermont	Pittsfield	2-0, 5 inn.
August 1, 1985	Johnny Abrego	Pittsfield	Nashua	1-0, 9 inn.
July 1, 1986	Jim Neidlinger	Nashua	Glens Falls	2-0, 9 inn.
August 27, 1986	Bill Cooper	Glens Falls	Nashua	4-0, 7 inn.
April 17, 1988	Cesar Mejia	Glens Falls	Albany	3-0, 9 inn.
July 8, 1988	Kris Roth	Pittsfield	Harrisburg	3-0, 9 inn.
April 21, 1989	Dan Gabrielle	New Britain	Williamsport	1-0, 9 inn.
May 3, 1989	Jason Grimsley	Reading	Harrisburg	3-0, 7 inn.
July 12, 1989	Josias Manzanillo	New Britain	Reading	3-0, 9 inn.
August 30, 1989	Tim Mauser	Reading	New Britain	9-0, 7 inn.
<b>August 25, 1990</b>	<b>Kevin Morton</b>	<b>New Britain</b>	<b>Reading</b>	<b>1-0, 7 inn.</b>
May 22, 1991	Brian Conroy	New Britain	Reading	2-0, 9 inn.
Sept. 4, 1993	Craig Holman	Reading	New Britain	2-0, 7 inn.
	Greg Brown			
	Toby Borland			
	Ricky Bottalico			
<b>July 30, 1994</b>	<b>Rick Forney</b>	<b>Bowie</b>	<b>Trenton</b>	<b>6-0, 7 inn.</b>
Sept. 12, 1994	Bill Pulsipher	Binghamton	Harrisburg	2-0, 9 inn.
May 5, 1996	Joe Crawford	Binghamton	Trenton	1-0, 7 inn.
May 28, 1996	Calvin Maduro	Bowie	Portland	5-0, 7 inn.
June 25, 1996	Aaron Lane	Bowie	Norwich	2-0, 7 inn.
June 22, 1999	Adam Eaton	Reading	Norwich	0-1, 8 inn.
August 3, 1999	Brad Penny	Portland	Trenton	3-0, 9 inn.
	Luis Arroyo			
April 19, 2000	Sean Douglass	Bowie	Altoona	6-0, 7 inn.
	Jimmy Hamilton			
<b>June 7, 2000</b>	<b>Pete Zamora</b>	<b>Reading</b>	<b>Harrisburg</b>	<b>6-0, 7 inn.</b>
June 13, 2001	Adam Walker	Reading	New Haven	4-0, 9 inn.

Date	Pitcher(s)	Team	Opponent	Score/Innings
June 27, 2001	Donnie Wall Jason Roach Ivan Montane	Binghamton	New Britain	1-0, 9 inn.
July 31, 2001	John Stephens	Bowie	Harrisburg	2-0, 7 inn.
August 11, 2001	Les Walrond	New Haven	Portland	3-2, 7 inn.
August 13, 2001	Josh Beckett Brandon Bowe Aaron Scheffer	Portland	Binghamton	5-0, 9 inn.
Sept. 1, 2001	Jim Journell	New Haven	Bowie	3-0, 7 inn.
April 23, 2002	Adrian Burnside Neal McDade Chris Spurling	Altoona	Akron	2-0, 9 inn.
April 8, 2003	Fernando Cabrera Aaron Myette Jose Vargas	Akron	Harrisburg	15-0, 9 inn.
April 28, 2003	Seung Song	Harrisburg	Erie	2-1, 9 inn.
July 7, 2003	Chad Durbin Oscar Alvarez	Akron	Bowie	4-0, 9 inn.
August 2, 2003	Bob Keppel	Binghamton	Portland	3-0, 9 inn.
August 24, 2003	Horacio Estrada	New Britain	Reading	10-0, 9 inn.
<b>June 28, 2004</b>	<b>Jamie Vermilyea</b>	<b>New Hampshire</b>	<b>New Britain</b>	<b>2-0, 7 inn.</b>
August 19, 2004	Dave Crouthers Andy Mitchell Jacobo Sequea	Bowie	Altoona	2-0, 9 inn.
August 14, 2005	Matt Bailie	Bowie	Erie	5-0, 9 inn.
July 23, 2006	Miguel Pinango	Binghamton	Portland	7-0, 7 inn.
August 17, 2006	Tyler Clippard	Trenton	Harrisburg	9-0, 9 inn.
June 1, 2007	Radhames Liz	Bowie	Harrisburg	5-0, 9 inn.
July 4, 2007	Brett Smith	Trenton	Altoona	10-0, 5 inn.
August 21, 2007	Carlos Carrasco	Reading	Altoona	1-0, 6 inn.
<b>May 21, 2009</b>	<b>Jeanmar Gomez</b>	<b>Akron</b>	<b>Trenton</b>	<b>3-0, 9 inn.</b>
August 22, 2009	Thad Weber	Erie	Akron	16-0, 9 inn.
June 10, 2010	Chuck James Cole Kimball Zech Zinicola	Harrisburg	Altoona	1-0, 7 inn.
July 4, 2010	Kyle Drabek	New Hampshire	New Britain	5-0, 9 inn.
August 26, 2011	Shairon Martis	Harrisburg	New Hampshire	3-0, 7 inn.
May 21, 2012	Brett Cecil Danny Farquhar Ronald Uviedo	New Hampshire	Portland	6-0, 9 inn.
July 15, 2012	Giovanni Soto	Akron	Altoona	2-1, 9 inn.
April 5, 2013	Jack Snodgrass Daryl Maday	Richmond	New Britain	1-0, 7 inn.
May 9, 2013	Paul Demny Ian Krol	Harrisburg	Binghamton	6-1, 9 inn.
June 30, 2013	Eddie Gamboa	Bowie	Harrisburg	7-0, 7 inn.
July 25, 2013	Ethan Hollingsworth Jason Townsend Jhonathan Ramos Ryan Beckman	Altoona	New Hampshire	5-0, 9 inn.
April 3, 2014	Henry Owens	Portland	Reading	5-0, 6 inn.
August 16, 2014	Virgil Vasquez	New Britain	Harrisburg	9-0, 7 inn.
July 11, 2015	Ryan Merritt	Akron	Reading	1-0, 7 inn.
April 26, 2016	Ronald Herrera Jonathan Holder	Trenton	New Hampshire	4-0, 9 inn.
<i>September 8, 2017</i>	<i>Justus Sheffield</i> <i>Taylor Widener</i>	<i>Trenton</i>	<i>Binghamton</i>	<i>2-0, 9 inn.</i>

**Perfect Games Listed In Bold (Total Perfect Games: 7)**  
**Playoff Games Listed In Italics (Total Playoff Games: 5)**

No-Hitters By Inning

<b>9 Innings: 80</b>	<b>7 Innings: 74</b>	<b>5 Innings: 4</b>
<b>6 Innings: 4</b>	<b>11 Innings: 1</b>	<b>10.2 Innings: 1</b>
<b>10.1 Innings: 1</b>	<b>8.1 Innings: 1</b>	<b>8 Innings: 1</b>

***Total No-Hitters In Eastern League History - 167***

# 2018 EASTERN LEAGUE SCHEDULE

DATE	AKR	ALT	BNG	BOW	ERI	HBG
April 5	at ALT	AKR 6:00	POR 6:35	HBG 6:35	at REA	at BOW
April 6	at ALT	AKR 6:00	POR 7:05	HBG 7:05	at REA	at BOW
April 7	at ALT	AKR 4:00	POR 3:05	HBG 1:35	at REA	at BOW
April 8	at ALT	AKR 2:00	POR 2:05	HBG 1:35	at REA	at BOW
April 9	at BNG	HBG 6:00	AKR 6:35	ERI 6:35	at BOW	at ALT
April 10	at BNG	HBG 6:00	AKR 6:35	ERI 6:35	at BOW	at ALT
April 11	at BNG	HBG 6:00	AKR 6:35	ERI 6:35	at BOW	at ALT
April 12	OFF	OFF	OFF	OFF	OFF	OFF
April 13	TRE 6:35	at ERI	at POR	at HBG	ALT 6:05	BOW 7:00
April 14	TRE 2:05	at ERI	at POR	at HBG	ALT 1:35	BOW 6:00
April 15	TRE 2:05	at ERI	at POR	at HBG	ALT 1:35	BOW 1:30
April 16	ALT 6:35	at AKR	at NH	at RIC	TRE 6:05	REA 6:30
April 17	ALT 6:35	at AKR	at NH	at RIC	TRE 6:05	REA 6:30
April 18	ALT 6:35	at AKR	at NH	at RIC	TRE 6:05	REA 6:30
April 19	ALT 6:35	at AKR	at NH	at RIC	TRE 12:05	REA 12:00
April 20	at BOW	RIC 6:00	ERI 7:05	AKR 7:05	at BNG	at HFD
April 21	at BOW	RIC 4:00	ERI 3:05	AKR 6:35	at BNG	at HFD
April 22	at BOW	RIC 2:00	ERI 2:05	AKR 1:35	at BNG	at HFD
April 23	at REA	ERI 6:00	NH 6:35	RIC 6:35	at ALT	at TRE
April 24	at REA	ERI 6:00	NH 6:35	RIC 6:35	at ALT	at TRE
April 25	at REA	ERI 10:30	NH 6:35	RIC 11:05	at ALT	at TRE
April 26	OFF	OFF	OFF	OFF	OFF	OFF
April 27	BOW 6:35	at HBG	at ERI	at AKR	BNG 6:05	ALT 7:00
April 28	BOW 2:05	at HBG	at ERI	at AKR	BNG 6:05	ALT 6:00
April 29	BOW 2:05	at HBG	at ERI	at AKR	BNG 1:35	ALT 1:30
April 30	BNG 6:35	at RIC	at AKR	at ERI	BOW 6:05	HFD 6:30
May 1	BNG 6:35	at RIC	at AKR	at ERI	BOW 6:05	HFD 6:30
May 2	BNG 6:35	at RIC	at AKR	at ERI	BOW 11:05	HFD 10:30
May 3	at BOW	ERI 6:00	NH 6:35	AKR 6:35	at ALT	at TRE
May 4	at BOW	ERI 6:00	NH 7:05	AKR 7:05	at ALT	at TRE
May 5	at BOW	ERI 4:00	NH 3:05	AKR 6:35	at ALT	at TRE
May 6	at BOW	ERI 2:00	NH 2:05	AKR 1:35	at ALT	at TRE
May 7	at RIC	BOW 6:00	at HFD	at ALT	HBG 6:05	at ERI
May 8	at RIC	BOW 6:00	at HFD	at ALT	HBG 6:05	at ERI
May 9	at RIC	BOW 10:30	at HFD	at ALT	HBG 11:05	at ERI
May 10	ERI 6:35	at REA	at POR	HFD 6:35	at AKR	NH 7:00
May 11	ERI 6:35	at REA	at POR	HFD 7:05	at AKR	NH 7:00
May 12	ERI 6:35	at REA	at POR	HFD 6:35	at AKR	NH 6:00
May 13	ERI 2:05	at REA	at POR	HFD 1:35	at AKR	NH 1:30
May 14	at TRE	RIC 6:00	ERI 6:35	HBG 6:35	at BNG	at BOW
May 15	at TRE	RIC 6:00	ERI 6:35	HBG 6:35	at BNG	at BOW
May 16	at TRE	RIC 6:00	ERI 6:35	HBG 11:05	at BNG	at BOW
May 17	at HFD	POR 6:00	at NH	at TRE	OFF	at RIC
May 18	at HFD	POR 6:00	at NH	at TRE	REA 6:05	at RIC
May 19	at HFD	POR 6:00	at NH	at TRE	REA 6:05	at RIC
May 20	at HFD	POR 2:00	at NH	at TRE	REA 1:35	at RIC
May 21	OFF	OFF	OFF	OFF	REA 6:05	OFF
May 22	TRE 6:35	at BOW	RIC 6:35	ALT 6:35	at HBG	ERI 6:30
May 23	TRE 10:35	at BOW	RIC 6:35	ALT 6:35	at HBG	ERI 6:30
May 24	TRE 10:35	at BOW	RIC 10:35	ALT 11:05	at HBG	ERI 10:30
May 25	RIC 6:35	at HBG	BOW 7:05	at BNG	TRE 6:05	ALT 7:00

# 2018 EASTERN LEAGUE SCHEDULE

DATE	HFD	NH	POR	REA	RIC	TRE
April 5	NH 7:05	at HFD	at BNG	ERI 7:05	at TRE	RIC 7:00
April 6	NH 7:05	at HFD	at BNG	ERI 7:05	at TRE	RIC 7:00
April 7	NH 6:05	at HFD	at BNG	ERI 6:05	at TRE	RIC 1:00
April 8	NH 1:05	at HFD	at BNG	ERI 2:05	at TRE	RIC 1:00
April 9	RIC 7:05	at TRE	at REA	POR 6:35	at HFD	NH 7:00
April 10	RIC 7:05	at TRE	at REA	POR 6:35	at HFD	NH 7:00
April 11	RIC 7:05	at TRE	at REA	POR 1:05	at HFD	NH 7:00
April 12	OFF	OFF	OFF	OFF	OFF	OFF
April 13	at NH	HFD 6:35	BNG 6:00	at RIC	REA 7:05	at AKR
April 14	at NH	HFD 6:35	BNG 1:00	at RIC	REA 6:05	at AKR
April 15	at NH	HFD 1:35	BNG 1:00	at RIC	REA 1:05	at AKR
April 16	at POR	BNG 6:35	HFD 6:00	at HBG	BOW 6:35	at ERI
April 17	at POR	BNG 6:35	HFD 6:00	at HBG	BOW 6:35	at ERI
April 18	at POR	BNG 6:35	HFD 6:00	at HBG	BOW 6:35	at ERI
April 19	at POR	BNG 10:35	HFD 12:00	at HBG	BOW 10:35	at ERI
April 20	HBG 7:05	at REA	at TRE	NH 7:05	at ALT	POR 7:00
April 21	HBG 6:05	at REA	at TRE	NH 6:05	at ALT	POR 1:00
April 22	HBG 1:05	at REA	at TRE	NH 2:05	at ALT	POR 1:00
April 23	POR 7:05	at BNG	at HFD	AKR 6:35	at BOW	HBG 7:00
April 24	POR 7:05	at BNG	at HFD	AKR 6:35	at BOW	HBG 7:00
April 25	POR 7:05	at BNG	at HFD	AKR 6:35	at BOW	HBG 10:30
April 26	OFF	OFF	OFF	OFF	OFF	OFF
April 27	at RIC	TRE 6:35	REA 6:00	at POR	HFD 7:05	at NH
April 28	at RIC	TRE 6:35	REA 1:00	at POR	HFD 6:05	at NH
April 29	at RIC	TRE 1:35	REA 1:00	at POR	HFD 1:05	at NH
April 30	at HBG	REA 6:35	TRE 6:00	at NH	ALT 6:35	at POR
May 1	at HBG	REA 6:35	TRE 6:00	at NH	ALT 6:35	at POR
May 2	at HBG	REA 10:35	TRE 6:00	at NH	ALT 10:35	at POR
May 3	POR 7:05	at BNG	at HFD	OFF	OFF	HBG 7:00
May 4	POR 7:05	at BNG	at HFD	RIC 7:05	at REA	HBG 7:00
May 5	POR 6:05	at BNG	at HFD	RIC 6:05	at REA	HBG 7:00
May 6	POR 1:05	at BNG	at HFD	RIC 2:05	at REA	HBG 1:00
May 7	BNG 7:05	POR 6:35	at NH	at TRE	AKR 6:35	REA 7:00
May 8	BNG 7:05	POR 6:35	at NH	at TRE	AKR 6:35	REA 7:00
May 9	BNG 10:35	POR 6:35	at NH	at TRE	AKR 12:05	REA 10:30
May 10	at BOW	at HBG	BNG 6:00	ALT 6:35	TRE 6:35	at RIC
May 11	at BOW	at HBG	BNG 6:00	ALT 7:05	TRE 7:05	at RIC
May 12	at BOW	at HBG	BNG 1:00	ALT 6:05	TRE 6:05	at RIC
May 13	at BOW	at HBG	BNG 1:00	ALT 2:05	TRE 1:05	at RIC
May 14	NH 7:05	at HFD	at REA	POR 6:35	at ALT	AKR 7:00
May 15	NH 7:05	at HFD	at REA	POR 11:35	at ALT	AKR 7:00
May 16	NH 10:35	at HFD	at REA	POR 11:35	at ALT	AKR 10:30
May 17	AKR 7:05	BNG 6:35	at ALT	OFF	HBG 6:35	BOW 7:00
May 18	AKR 7:05	BNG 6:35	at ALT	at ERI	HBG 7:05	BOW 7:00
May 19	AKR 6:05	BNG 6:35	at ALT	at ERI	HBG 6:05	BOW 7:00
May 20	AKR 1:05	BNG 1:35	at ALT	at ERI	HBG 1:05	BOW 1:00
May 21	OFF	OFF	OFF	at ERI	OFF	OFF
May 22	at POR	at REA	HFD 6:00	NH 6:35	at BNG	at AKR
May 23	at POR	at REA	HFD 6:00	NH 6:35	at BNG	at AKR
May 24	at POR	at REA	HFD 11:00	NH 11:35	at BNG	at AKR
May 25	at NH	HFD 6:35	REA 6:00	at POR	at AKR	at ERI

# 2018 EASTERN LEAGUE SCHEDULE

DATE	AKR	ALT	BNG	BOW	ERI	HBG
May 26	RIC 6:35	at HBG	BOW 6:05	at BNG	TRE 6:05	ALT 6:00
May 27	RIC 6:35	at HBG	BOW 6:35	at BNG	TRE 1:35	ALT 6:30
May 28	RIC 1:05	at HBG	BOW 2:05	at BNG	TRE 1:35	ALT 12:00
May 29	at ALT	AKR 6:00	at ERI	at RIC	BNG 6:05	at HFD
May 30	at ALT	AKR 6:00	at ERI	at RIC	BNG 6:05	at HFD
May 31	at ALT	AKR 10:30	at ERI	at RIC	BNG 11:05	at HFD
June 1	ERI 7:05	at HFD	NH 7:05	TRE 7:05	at AKR	POR 7:00
June 2	ERI 7:05	at HFD	NH 6:05	TRE 6:35	at AKR	POR 6:00
June 3	ERI 2:05	at HFD	NH 2:05	TRE 1:35	at AKR	POR 3:30
June 4	OFF	OFF	OFF	OFF	OFF	OFF
June 5	at NH	REA 7:00	at HBG	at POR	HFD 7:05	BNG 6:30
June 6	at NH	REA 7:00	at HBG	at POR	HFD 7:05	BNG 6:30
June 7	at NH	REA 7:00	at HBG	at POR	HFD 7:05	BNG 12:00
June 8	at POR	HFD 7:00	at TRE	at NH	REA 7:05	at RIC
June 9	at POR	HFD 6:00	at TRE	at NH	REA 7:05	at RIC
June 10	at POR	HFD 2:00	at TRE	at NH	REA 1:35	at RIC
June 11	OFF	OFF	OFF	OFF	OFF	OFF
June 12	NH 7:05	at BNG	ALT 6:35	TRE 6:35	at HFD	at REA
June 13	NH 7:05	at BNG	ALT 6:35	TRE 6:35	at HFD	at REA
June 14	NH 7:05	at BNG	ALT 10:35	TRE 6:35	at HFD	at REA
June 15	at REA	NH 7:00	at HFD	POR 7:05	at TRE	RIC 7:00
June 16	at REA	NH 6:00	at HFD	POR 6:35	at TRE	RIC 6:00
June 17	at REA	NH 6:00	at HFD	POR 1:35	at TRE	RIC 1:30
June 18	OFF	OFF	OFF	OFF	NH 7:05	OFF
June 19	HFD 7:05	at RIC	at TRE	at HBG	NH 7:05	BOW 6:30
June 20	HFD 7:05	at RIC	at TRE	at HBG	NH 12:05	BOW 12:00
June 21	HFD 7:05	at RIC	at TRE	at HBG	OFF	BOW 7:00
June 22	HBG 7:05	at ERI	HFD 7:05	at RIC	ALT 7:05	at AKR
June 23	HBG 7:05	at ERI	HFD 6:05	at RIC	ALT 7:05	at AKR
June 24	HBG 2:05	at ERI	HFD 2:05	at RIC	ALT 1:35	at AKR
June 25	at BOW	HBG 7:00	TRE 6:35	AKR 7:05	at REA	at ALT
June 26	at BOW	HBG 7:00	TRE 6:35	AKR 7:05	at REA	at ALT
June 27	at BOW	HBG 7:00	TRE 6:35	AKR 7:05	at REA	at ALT
June 28	at BOW	HBG 7:00	TRE 6:35	AKR 7:05	at REA	at ALT
June 29	ALT 7:05	at AKR	at POR	at ERI	BOW 7:05	RIC 7:00
June 30	ALT 7:05	at AKR	at POR	at ERI	BOW 7:05	RIC 6:00
July 1	ALT 2:05	at AKR	at POR	at ERI	BOW 7:05	RIC 6:00
July 2	ALT 7:05	at AKR	at POR	at ERI	BOW 7:05	RIC 6:30
July 3	ALT 7:05	at AKR	at POR	at ERI	BOW 7:05	RIC 6:30
July 4	at RIC	TRE 7:00	ERI 6:35	HBG 6:35	at BNG	at BOW
July 5	at RIC	TRE 7:00	ERI 6:35	HBG 7:05	at BNG	at BOW
July 6	at RIC	TRE 7:00	ERI 7:05	HBG 7:05	at BNG	at BOW
July 7	at RIC	TRE 6:00	ERI 6:05	HBG 6:35	at BNG	at BOW
July 8	at RIC	TRE 2:00	ERI 2:05	HBG 1:35	at BNG	at BOW
July 9	<b>ALL-STAR BREAK</b>					
July 10	<b>ALL-STAR BREAK</b>					
July 11	<b>ALL-STAR BREAK</b>					
July 12	BNG 7:05	at ERI	at AKR	at REA	ALT 7:05	HFD 7:00
July 13	BNG 7:05	at ERI	at AKR	at REA	ALT 7:05	HFD 7:00
July 14	BNG 7:05	at ERI	at AKR	at REA	ALT 7:05	HFD 6:00
July 15	BNG 2:05	at ERI	at AKR	at REA	ALT 1:35	HFD 1:30



# 2018 EASTERN LEAGUE SCHEDULE

DATE	HFD	NH	POR	REA	RIC	TRE
May 26	at NH	HFD 6:35	REA 1:00	at POR	at AKR	at ERI
May 27	at NH	HFD 1:35	REA 1:00	at POR	at AKR	at ERI
May 28	at NH	HFD 1:35	REA 1:00	at POR	at AKR	at ERI
May 29	HBG 7:05	POR 6:35	at NH	at TRE	BOW 6:35	REA 7:00
May 30	HBG 7:05	POR 6:35	at NH	at TRE	BOW 6:35	REA 7:00
May 31	HBG 10:35	POR 11:35	at NH	at TRE	BOW 6:35	REA 7:00
June 1	ALT 7:05	at BNG	at HBG	RIC 7:05	at REA	at BOW
June 2	ALT 6:05	at BNG	at HBG	RIC 6:35	at REA	at BOW
June 3	ALT 1:05	at BNG	at HBG	RIC 2:05	at REA	at BOW
June 4	OFF	OFF	OFF	RIC 9:35	at REA	OFF
June 5	at ERI	AKR 6:35	BOW 7:00	at ALT	at TRE	RIC 7:00
June 6	at ERI	AKR 10:35	BOW 7:00	at ALT	at TRE	RIC 7:00
June 7	at ERI	AKR 6:35	BOW 11:00	at ALT	at TRE	RIC 7:00
June 8	at ALT	BOW 6:35	AKR 7:00	at ERI	HBG 7:05	BNG 7:00
June 9	at ALT	BOW 6:35	AKR 6:00	at ERI	HBG 6:05	BNG 7:00
June 10	at ALT	BOW 1:35	AKR 1:00	at ERI	HBG 1:05	BNG 1:00
June 11	OFF	OFF	OFF	OFF	OFF	OFF
June 12	ERI 7:05	at AKR	at RIC	HBG 7:05	POR 6:35	at BOW
June 13	ERI 7:05	at AKR	at RIC	HBG 7:05	POR 6:35	at BOW
June 14	ERI 7:05	at AKR	at RIC	HBG 7:05	POR 6:35	at BOW
June 15	BNG 7:05	at ALT	at BOW	AKR 7:05	at HBG	ERI 7:00
June 16	BNG 6:05	at ALT	at BOW	AKR 6:35	at HBG	ERI 7:00
June 17	BNG 5:05	at ALT	at BOW	AKR 5:05	at HBG	ERI 1:00
June 18	OFF	at ERI	OFF	OFF	OFF	OFF
June 19	at AKR	at ERI	REA 7:00	at POR	ALT 6:35	BNG 7:00
June 20	at AKR	at ERI	REA 7:00	at POR	ALT 6:35	BNG 7:00
June 21	at AKR	OFF	REA 6:00	at POR	ALT 6:35	BNG 7:00
June 22	at BNG	REA 7:05	TRE 7:00	at NH	BOW 7:05	at POR
June 23	at BNG	REA 7:05	TRE 6:00	at NH	BOW 6:05	at POR
June 24	at BNG	REA 1:35	TRE 1:00	at NH	BOW 1:05	at POR
June 25	RIC 7:05	POR 7:05	at NH	ERI 7:05	at HFD	at BNG
June 26	RIC 7:05	POR 7:05	at NH	ERI 7:05	at HFD	at BNG
June 27	RIC 7:05	POR 7:05	at NH	ERI 7:05	at HFD	at BNG
June 28	RIC 7:05	POR 7:05	at NH	ERI 7:05	at HFD	at BNG
June 29	at REA	at TRE	BNG 7:00	HFD 7:05	at HBG	NH 7:00
June 30	at REA	at TRE	BNG 6:00	HFD 6:35	at HBG	NH 7:00
July 1	at REA	at TRE	BNG 1:00	HFD 5:05	at HBG	NH 1:00
July 2	at REA	at TRE	BNG 7:00	HFD 7:05	at HBG	NH 7:00
July 3	at REA	at TRE	BNG 6:00	HFD 7:05	at HBG	NH 7:00
July 4	POR 4:05	REA 7:05	at HFD	at NH	AKR 6:35	at ALT
July 5	POR 7:05	REA 7:05	at HFD	at NH	AKR 6:35	at ALT
July 6	POR 7:05	REA 7:05	at HFD	at NH	AKR 7:05	at ALT
July 7	POR 6:05	REA 7:05	at HFD	at NH	AKR 6:05	at ALT
July 8	POR 1:05	REA 1:35	at HFD	at NH	AKR 1:05	at ALT
July 9						
July 10						
July 11						
July 12	at HBG	at POR	NH 7:00	BOW 7:05	at TRE	RIC 7:00
July 13	at HBG	at POR	NH 7:00	BOW 7:05	at TRE	RIC 7:00
July 14	at HBG	at POR	NH 6:00	BOW 6:35	at TRE	RIC 7:00
July 15	at HBG	at POR	NH 1:00	BOW 2:05	at TRE	RIC 1:00

## ALL-STAR BREAK

# 2018 EASTERN LEAGUE SCHEDULE

DATE	AKR	ALT	BNG	BOW	ERI	HBG
July 16	at HBG	BOW 7:00	POR 6:35	at ALT	at RIC	AKR 6:30
July 17	at HBG	BOW 7:00	POR 6:35	at ALT	at RIC	AKR 6:30
July 18	at HBG	BOW 12:00	POR 1:05	at ALT	at RIC	AKR 12:00
July 19	RIC 7:05	at REA	TRE 6:35	ERI 7:05	at BOW	at NH
July 20	RIC 7:05	at REA	TRE 7:05	ERI 7:05	at BOW	at NH
July 21	RIC 7:05	at REA	TRE 6:05	ERI 6:35	at BOW	at NH
July 22	RIC 2:05	at REA	TRE 2:05	ERI 1:35	at BOW	at NH
July 23	ALT 7:05	at AKR	at BOW	BNG 7:05	RIC 7:05	at POR
July 24	ALT 7:05	at AKR	at BOW	BNG 7:05	RIC 7:05	at POR
July 25	ALT 12:05	at AKR	at BOW	BNG 11:05	RIC 12:05	at POR
July 26	at ERI	BNG 7:00	at ALT	at HBG	AKR 7:05	BOW 7:00
July 27	at ERI	BNG 7:00	at ALT	at HBG	AKR 7:05	BOW 7:00
July 28	at ERI	BNG 6:00	at ALT	at HBG	AKR 7:05	BOW 6:00
July 29	at ERI	BNG 2:00	at ALT	at HBG	AKR 1:35	BOW 6:00
July 30	OFF	OFF	OFF	OFF	OFF	OFF
July 31	BOW 7:05	at HBG	HFD 6:35	at AKR	at POR	ALT 6:30
August 1	BOW 7:05	at HBG	HFD 6:35	at AKR	at POR	ALT 6:30
August 2	BOW 7:05	at HBG	HFD 6:35	at AKR	at POR	ALT 7:00
August 3	at ALT	AKR 7:00	HBG 7:05	REA 7:05	at NH	at BNG
August 4	at ALT	AKR 6:00	HBG 6:05	REA 6:35	at NH	at BNG
August 5	at ALT	AKR 6:00	HBG 2:05	REA 1:35	at NH	at BNG
August 6	OFF	OFF	OFF	OFF	OFF	OFF
August 7	REA 7:05	at TRE	at RIC	NH 7:05	POR 7:05	HFD 6:30
August 8	REA 7:05	at TRE	at RIC	NH 7:05	POR 7:05	HFD 6:30
August 9	REA 7:05	at TRE	at RIC	NH 11:05	POR 7:05	HFD 7:00
August 10	POR 7:05	ERI 7:00	at REA	at HFD	at ALT	TRE 7:00
August 11	POR 7:05	ERI 6:00	at REA	at HFD	at ALT	TRE 6:00
August 12	POR 2:05	ERI 6:00	at REA	at HFD	at ALT	TRE 1:30
August 13	OFF	OFF	OFF	OFF	HBG 7:05	at ERI
August 14	at BNG	at NH	AKR 6:35	RIC 7:05	HBG 7:05	at ERI
August 15	at BNG	at NH	AKR 6:35	RIC 7:05	HBG 7:05	at ERI
August 16	at BNG	at NH	AKR 6:35	RIC 7:05	OFF	OFF
August 17	at HBG	at POR	REA 7:05	at ERI	BOW 7:05	AKR 7:00
August 18	at HBG	at POR	REA 6:05	at ERI	BOW 7:05	AKR 6:00
August 19	at HBG	at POR	REA 2:05	at ERI	BOW 1:35	AKR 1:30
August 20	at ERI	at BNG	ALT 6:35	at RIC	AKR 7:05	REA 6:30
August 21	at ERI	at BNG	ALT 6:35	at RIC	AKR 7:05	REA 6:30
August 22	ERI 7:05	HBG 6:00	at HFD	RIC 7:05	at AKR	at ALT
August 23	ERI 7:05	HBG 6:00	at HFD	RIC 7:05	at AKR	at ALT
August 24	HBG 7:05	RIC 6:00	at NH	ERI 7:05	at BOW	at AKR
August 25	HBG 7:05	RIC 6:00	at NH	ERI 6:35	at BOW	at AKR
August 26	HBG 2:05	RIC 6:00	at NH	ERI 1:35	at BOW	at AKR
August 27	BOW 7:05	TRE 6:00	at HFD	at AKR	at HBG	ERI 6:30
August 28	BOW 7:05	TRE 6:00	at HFD	at AKR	at HBG	ERI 6:30
August 29	BOW 7:05	TRE 6:00	at HFD	at AKR	at HBG	ERI 6:30
August 30	BOW 7:05	TRE 6:00	at HFD	at AKR	at HBG	ERI 7:00
August 31	at ERI	at BOW	POR 7:05	ALT 7:05	AKR 7:05	at RIC
September 1	at ERI	at BOW	POR 6:05	ALT 6:35	AKR 6:05	at RIC
September 2	at ERI	at BOW	POR 6:35	ALT 1:35	AKR 6:05	at RIC
September 3	at ERI	at BOW	POR 1:05	ALT 1:35	AKR 1:35	at RIC

# 2018 EASTERN LEAGUE SCHEDULE

DATE	HFD	NH	POR	REA	RIC	TRE
July 16	REA 7:05	TRE 7:05	at BNG	at HFD	ERI 6:35	at NH
July 17	REA 7:05	TRE 7:05	at BNG	at HFD	ERI 6:35	at NH
July 18	REA 12:05	TRE 12:05	at BNG	at HFD	ERI 12:05	at NH
July 19	at POR	HBG 7:05	HFD 7:00	ALT 7:05	at AKR	at BNG
July 20	at POR	HBG 7:05	HFD 7:00	ALT 7:05	at AKR	at BNG
July 21	at POR	HBG 7:05	HFD 6:00	ALT 6:35	at AKR	at BNG
July 22	at POR	HBG 1:35	HFD 1:00	ALT 5:05	at AKR	at BNG
July 23	at TRE	at REA	HBG 7:00	NH 7:05	at ERI	HFD 7:00
July 24	at TRE	at REA	HBG 7:00	NH 7:05	at ERI	HFD 7:00
July 25	at TRE	at REA	HBG 12:00	NH 12:05	at ERI	HFD 11:00
July 26	NH 7:05	at HFD	at TRE	at RIC	REA 6:35	POR 7:00
July 27	NH 7:05	at HFD	at TRE	at RIC	REA 7:05	POR 7:00
July 28	NH 6:05	at HFD	at TRE	at RIC	REA 6:05	POR 7:00
July 29	NH 5:05	at HFD	at TRE	at RIC	REA 1:05	POR 5:00
July 30	OFF	OFF	OFF	OFF	OFF	OFF
July 31	at BNG	RIC 7:05	ERI 7:00	TRE 7:05	at NH	at REA
August 1	at BNG	RIC 12:05	ERI 7:00	TRE 7:05	at NH	at REA
August 2	at BNG	RIC 7:05	ERI 12:00	TRE 7:05	at NH	at REA
August 3	TRE 7:05	ERI 7:05	RIC 7:00	at BOW	at POR	at HFD
August 4	TRE 6:05	ERI 7:05	RIC 6:00	at BOW	at POR	at HFD
August 5	TRE 5:05	ERI 1:35	RIC 1:00	at BOW	at POR	at HFD
August 6	OFF	OFF	OFF	OFF	OFF	OFF
August 7	at HBG	at BOW	at ERI	at AKR	BNG 6:35	ALT 7:00
August 8	at HBG	at BOW	at ERI	at AKR	BNG 6:35	ALT 12:00
August 9	at HBG	at BOW	at ERI	at AKR	BNG 6:35	ALT 7:00
August 10	BOW 7:05	at RIC	at AKR	BNG 7:05	NH 7:05	at HBG
August 11	BOW 6:05	at RIC	at AKR	BNG 6:35	NH 6:05	at HBG
August 12	BOW 5:05	at RIC	at AKR	BNG 5:05	NH 1:05	at HBG
August 13	OFF	OFF	OFF	OFF	OFF	OFF
August 14	at REA	ALT 7:05	TRE 7:00	HFD 7:05	at BOW	at POR
August 15	at REA	ALT 7:05	TRE 7:00	HFD 7:05	at BOW	at POR
August 16	at REA	ALT 7:05	TRE 12:00	HFD 7:05	at BOW	at POR
August 17	at RIC	at TRE	ALT 7:00	at BNG	HFD 7:05	NH 7:00
August 18	at RIC	at TRE	ALT 6:00	at BNG	HFD 6:05	NH 7:00
August 19	at RIC	at TRE	ALT 1:00	at BNG	HFD 1:05	NH 5:00
August 20	at TRE	at POR	NH 7:00	at HBG	BOW 6:35	HFD 7:00
August 21	at TRE	at POR	NH 6:00	at HBG	BOW 6:35	HFD 7:00
August 22	BNG 7:05	POR 7:05	at NH	TRE 7:05	at BOW	at REA
August 23	BNG 7:05	POR 7:05	at NH	TRE 7:05	at BOW	at REA
August 24	TRE 7:05	BNG 7:05	at REA	POR 7:05	at ALT	at HFD
August 25	TRE 6:05	BNG 7:05	at REA	POR 6:35	at ALT	at HFD
August 26	TRE 1:05	BNG 1:35	at REA	POR 2:05	at ALT	at HFD
August 27	BNG 7:05	at POR	NH 7:00	at RIC	REA 6:35	at ALT
August 28	BNG 7:05	at POR	NH 7:00	at RIC	REA 6:35	at ALT
August 29	BNG 7:05	at POR	NH 7:00	at RIC	REA 6:35	at ALT
August 30	BNG 7:05	at POR	NH 7:00	at RIC	REA 6:35	at ALT
August 31	at NH	HFD 7:05	at BNG	at TRE	HBG 7:05	REA 7:00
September 1	at NH	HFD 7:05	at BNG	at TRE	HBG 6:05	REA 7:00
September 2	at NH	HFD 1:35	at BNG	at TRE	HBG 6:05	REA 7:00
September 3	at NH	HFD 1:35	at BNG	at TRE	HBG 1:05	REA 1:00

## 2018 VISITING TEAM HOTELS

### **AKRON RUBBERDUCKS**

Fairfield Inn & Suites Akron  
208 Springside Drive  
Akron, OH 44333  
Phone: (330) 665-0641

### **ALTOONA CURVE**

Altoona Grand Hotel  
1 Sheraton Drive  
Altoona, PA 16601  
Phone: (814) 946-1631

### **BINGHAMTON RUMBLE PONIES**

Holiday Inn  
2-8 Hawley Street  
Binghamton, NY 13901  
Phone: (607) 722-1212

### **BOWIE BAYSOX**

Crowne Plaza Annapolis  
173 Jennifer Road  
Annapolis, MD 21401  
Phone: (410) 266-3131

### **ERIE SEAWOLVES**

*Information Unavailable  
at the Time of Printing*

### **HARRISBURG SENATORS**

Holiday Inn  
815 S. Eisenhower Blvd.  
Middletown, PA 17057  
Phone: (717) 939-1600

### **HARTFORD YARD GOATS**

Holiday Inn Express  
2553 Berlin Turnpike  
Newington, CT 06111  
Phone: (860) 372-4000

### **NEW HAMPSHIRE FISHER CATS**

Country Inn & Suites  
250 River Road  
Bedford, NH 03110  
Phone: (603) 666-4600

### **PORTLAND SEA DOGS**

Fireside Inn & Suites  
81 Riverside Street  
Portland, ME 04103  
Phone: (207) 774-5601

### **READING FIGHTIN PHILS**

Crowne Plaza Reading  
1741 Papermill Road  
Reading, PA 19610  
Phone: (610) 376-3811

### **RICHMOND FLYING SQUIRRELS**

Quality Inn  
8008 West Broad Street  
Richmond, VA 23294  
Phone: (804) 346-0000

### **TRENTON THUNDER**

Holiday Inn Express  
195 US Route 130  
Bordentown, NJ 08505  
Phone: (609) 817-0070

Hyatt Regency Princeton  
102 Carnegie Center  
Princeton, NJ 08540  
Phone: (609) 734-4085

## 2018 EASTERN LEAGUE MILEAGE CHART

	AK	AT	BI	BO	ER	HB	HF	NH	PO	RE	RI	TR
<b>Akron</b>		197	385	361	125	306	539	676	740	353	417	428
<b>Altoona</b>	197		223	186	199	121	378	514	578	179	263	242
<b>Binghamton</b>	385	223		298	266	182	232	295	403	153	400	178
<b>Bowie</b>	361	186	298		379	115	328	467	531	134	119	162
<b>Erie</b>	125	199	266	379		268	485	575	640	316	449	434
<b>Harrisburg</b>	306	121	182	115	268		295	420	484	62	217	125
<b>Hartford</b>	539	378	232	328	485	295		134	198	243	447	187
<b>New Hampshire</b>	676	514	295	467	575	420	134		99	378	588	321
<b>Portland</b>	740	578	403	531	640	484	198	99		443	653	386
<b>Reading</b>	353	179	153	134	316	62	243	378	443		254	84
<b>Richmond</b>	417	263	400	119	449	217	447	588	653	254		273
<b>Trenton</b>	428	242	178	162	434	125	187	321	386	84	273	



PRESENTED BY



Horizon Blue Cross Blue Shield of New Jersey

**Wednesday, July 11th**  
**Trenton, New Jersey**

# Vintage Baseball Note Cards




36 CARDS  
PER SET

**\$12.99**  
36¢ per card

*blank inside • 12 designs • envelopes included*

**NOTECARDCAFE.COM/BASEBALL**



amazon.com  
*Prime* eligible



**TEAM  
MAGNET**  
*Promotions.com*

Note Card Café is the sister company of  
Team Magnet Promotions, the Eastern  
League's Official Magnetic  
Schedule Provider Since 2010

# FOR OVER 35 YEARS, BASEBALL AMERICA HAS PROVIDED UNPARALLELED COVERAGE & AUTHORITY.



Baseball America identifies future stars of the game ... today.

With an editorial staff of experts at every level of the game (from high school to college to international to minor league), we deliver a scouts-level of expertise and insight to our readers.

For \$7.50 a month (\$89.97 a year), you'll receive the print edition (every two weeks) and access to our premium content on our newly-designed website.



TO SUBSCRIBE

VISIT

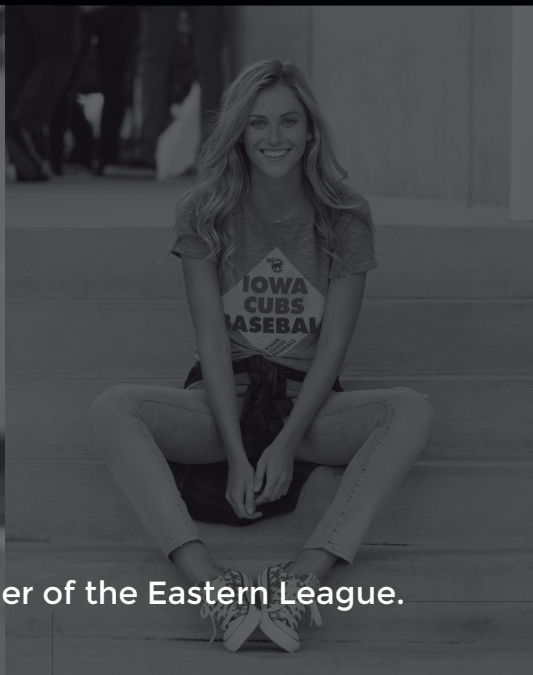
[www.BaseballAmerica.com](http://www.BaseballAmerica.com)

CALL

(800) 845-2726



WHERE THE MINOR LEAGUES ARE MAJOR



'47 is a proud retail partner of the Eastern League.





## Panic hardware for secured outdoor areas.

Exclusive to Detex, our weatherized panic hardware is an ideal solution for protection of staff or visitors who spend time outside in secured areas.

Whether your application is simple or complex, custom or standard, you can order EasyKits that contain all parts to meet your requirements.

- **Weatherized Panic Device with delayed unlocking** sounds alarm and notifies staff of exit attempt. Allows panic unlocking after 15-second delay.
- **Access Control Devices** allow entry from outside with keypad or card reader.
- **Weatherized Door Prop Alarms** warn that door or gate is being held open. Battery powered or wired.

*Where Trust is Built™*  
**DETEX®**  
*Life Safety, Security and Security Assurance*

800-729-3839 830-629-2900  
[www.detex.com/wde](http://www.detex.com/wde)

# Did you know Vistar offers more than just candy & popcorn?



- PLATES, CUPS, BAGS, TRAYS & CUTLERY
- BETTER-FOR YOU ITEMS
- POPCORN, CANDY, PEANUTS & HOT DOGS
- SNACKS & BEVERAGES
- ICE CREAM
- NACHOS-EVERYTHING FROM CHEESE TO EQUIPMENT

For More Information, Contact:  
**Brian Tornquist - 402.212.6482**


**VISTAR**




*"Proudly Serving Since 1974"*

(800) 222-4348

- Custom Manufacturer of High-Quality Windscreen, Netting & Padding
- Fast Service, Professional Turn-Key Installation & Superior Facility Solutions
- Family-Owned and Operated Since 1974




Stadium Wall & Rail Padding



Batter's Eyes & Branding Solutions



Custom Netting & Cable



Graphic Design & Custom Digital Printing

[WWW.COLLINSCOMPANY.COM](http://WWW.COLLINSCOMPANY.COM)

Phone: (800) 222-4348



# **DIAMOND PRO**

**PROFESSIONAL GROUNDSKEEPING PRODUCTS**



**RED INFIELD  
CONDITIONER**  
BULK DELIVERY 10, 15  
AND 24 TONS



**HOME PLATE /  
MOUND CLAY**  
50 LB. BAGS / 40  
BAGS PER PALLET



**AVAILABLE IN BULK NATIONWIDE**



diamondpro.com 800.228.2987

