

2018

CALIFORNIA LEAGUE

Est. 1941

OFFICIAL BALL CALIFORNIA LEAGUE

Charlie Blaney PRESIDENT

COMPILED & EDITED BY
Chris R. Lampe
HISTORIAN

RECORD BOOK & DIRECTORY

Charlie Blaney
PRESIDENT

RECORD BOOK & DIRECTORY



THE MARK OF A PRO[®]



THE OFFICIAL BATTING HELMET AND
BALL SUPPLIER OF MINOR LEAGUE BASEBALL[®]



THE OFFICIAL BATTING HELMET AND
BALL SUPPLIER OF MAJOR LEAGUE BASEBALL[®]

2018 California League Record Book & Media Guide

Record Book compiled by Chris R. Lampe

Cover by Leyton Lampe

Printed by Pacific Printing (San Jose, California)

Cards Provided by STB Sports (Mount Vernon, Washington)

This book has been produced to share the history and the tradition of the California League with the media, the fans and the teams. While the records belong to the California League and its teams, it is the hope of the league that the publication of this book will enrich the love of the game of baseball for fans everywhere.

Bibliography:

**Baarns, Donny. Goshen & Giddings - 65 Years of Visalia Professional Baseball.
Top of the Third Inc., 2011.**

Baseball America Almanac, 1984-2018, Durham: Baseball America, Inc.

Baseball America Directory, 1983-2017, Durham: Baseball America, Inc.

Official Baseball Guide, 1942-2006, St. Louis: The Sporting News.

The Encyclopedia of Minor League Baseball, 2007. Baseball America, Inc.

Total Baseball, 7th Edition, 2001. Total Sports.

Weiss, William J. ed., California League Record Book, 2004.

Who's Who in Baseball, 1942-2016, Who's Who in Baseball Magazine, Co., Inc.

SPECIAL THANKS TO:

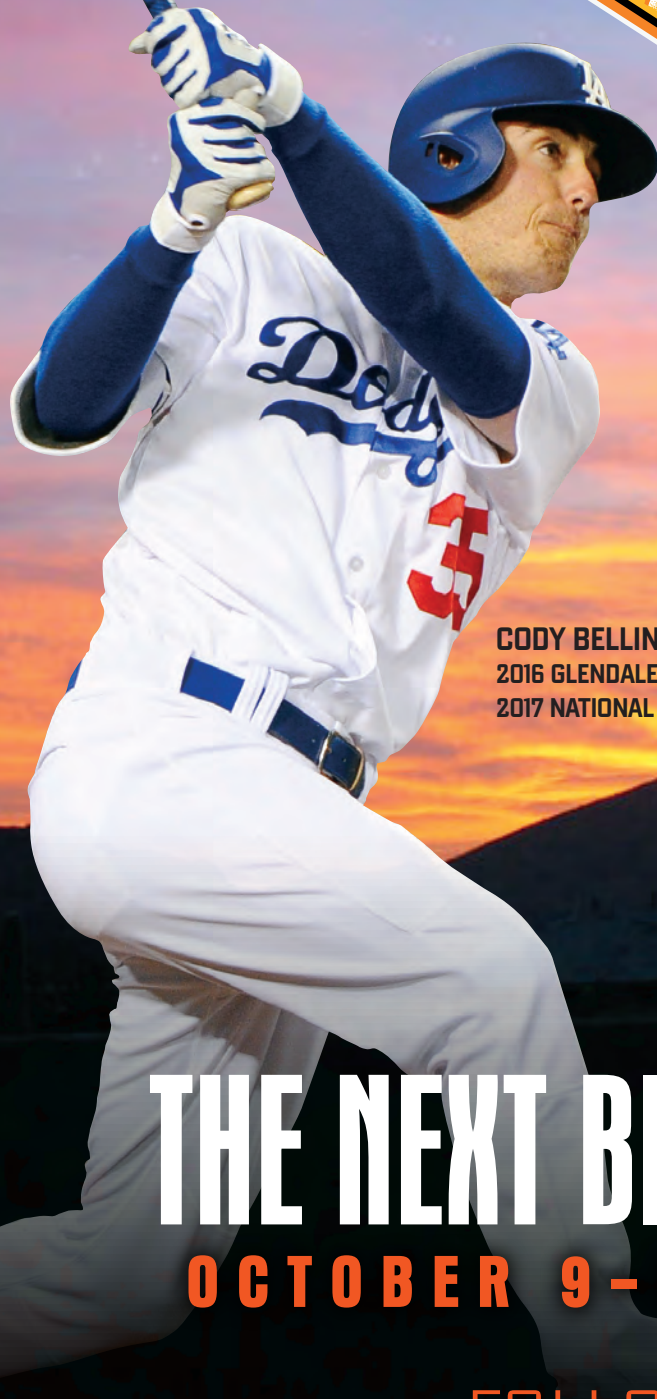
Michael Rinehart, Jr. for sharing his extensive collection of California League memorabilia and the California League baseballs signed by the seven California League Presidents. Mr. Rinehart has developed an excellent website on California League history: www.californialeaguehistory.com.

Table of Contents:

California League Directory.....	1
Directory of California League Teams.....	1
"The Voices of the California League.....	4
The History of the California League.....	8
California League Team Attendance Records.....	13
California League Hall of Fame.....	14
Minor League Baseball's Goal: Player Development.....	16
Baseball America's Annual Bob Freitas Awards.....	17
Individual Batting Records.....	18
Individual Pitching Records.....	25
Perfect/No-Hit Games.....	30
Individual Fielding Records.....	36
Service and Managers Records.....	41
General Team Records.....	44
Team Batting Records.....	47
Team Pitching Records.....	52
Team Fielding Records.....	54
Yearly Leaders: Batting Average.....	57
Yearly Leaders: Home Runs.....	58
Yearly Leaders: RBIs.....	59
Yearly Leaders: Stolen Bases.....	60
Yearly Leaders: Wins.....	61
Yearly Leaders: ERA.....	63
Yearly Leaders: Strikeouts.....	64
Yearly Leaders: Saves.....	65
Most Valuable Player Award Winners.....	66
Rookie of the Year Award Winners.....	67
Pitcher of the Year Award Winners.....	68
Manager of the Year Award Winners.....	69
All-Star Game Results (California League All-Star Games).....	70
California-Carolina League All-Star Game Results.....	71
Yearly Standings and Managers.....	73
Team Affiliations.....	143
150 Influential California League Alumni.....	146
World Champion California League Players.....	189



2018





CODY BELLINGER, 1B/OF
2016 GLENDALE DESERT DOGS
2017 NATIONAL LEAGUE ROOKIE OF THE YEAR



THE NEXT BIG LEAGUERS

OCTOBER 9 - NOVEMBER 17

FOLLOW US ...

mlbfallball.com  [Facebook.com/mlbfallball](https://www.facebook.com/mlbfallball)  [Twitter.com/mlbazfallleague](https://twitter.com/mlbazfallleague)



Glendale
Desert Dogs



Mesa
Solar Sox



Peoria
Javelinas



Salt River
Rafters



Scottsdale
Scorpions



Surprise
Saguaros

California League: (805) 985-8585

Fax: (805-985-8580)

Office Address: 3600 South Harbor Boulevard, Suite # 122, Oxnard, CA 93035

E-Mail Address: info@californialeague.com

Website: www.californialeague.com

President: Charlie Blaney

CPA: Mike Owen

Vice-President: Tom Volpe

General Counsel: Jonathan Light

Director of Operations/Marketing: Matt Blaney

Historian: Chris R. Lampe

Directory of California League Teams:

Inland Empire 66ers: (909) 888-9922

FAX: (909-888-5251)

Office Address: 280 South E Street, San Bernardino, CA 92401

E-Mail Address: info@ie66ers.com

Website: www.ie66ers.com

Affiliation: Los Angeles Angels of Anaheim (Since 2011)

Operated By: Inland Empire 66ers Professional Baseball Club of San Bernardino Inc.

Principal Owners: Dave Elmore, Donna Tuttle

General Manager: Joe Hudson

Media Representative: Steve Wendt (*Director of Broadcasting*)

Manager: Ryan Barba

Pitching Coach:

Chris Seddon

Hitting Coach: Brian Betancourth

Trainer:

Yusuke Takahashi

Stadium Name: San Manuel Stadium (280 South E Street, San Bernardino)

Lake Elsinore Storm: (951) 245-4487

FAX: (951-245-0305)

Office Address: 500 Diamond Drive, Lake Elsinore, CA 92530

E-Mail Address: info@stormbaseball.com

Website: www.stormbaseball.com

Affiliation: San Diego Padres (Since 2001)

Operated By: Lake Elsinore Storm LP

Principal Owner: Gary Jacobs

General Manager: Raj Narayanan

Media Representatives: Sean McCall (*Director of Broadcasting*)
Matt Rodriguez (*Media & Public Relations*)

Manager: Edwin Rodriguez

Pitching Coach:

Pete Zamora

Hitting Coach: Doug Banks

Trainer:

Rickey Huerta

Stadium Name: The Diamond (500 Diamond Drive, Lake Elsinore).

Lancaster JetHawks: (661) 726-5400**FAX: (661-726-5406)**

Office Address: 45116 Valley Central Way, Lancaster, CA 93536**E-Mail Address:** info@jethawks.com**Website:** www.jethawks.com**Affiliation:** Colorado Rockies (Since 2017)**Operated By:** JetHawks Baseball, LP**Principal Owner:** Jake Kerr**Executive VP:** Tom Backemeyer**General Manager:** Will Thornhill**Media Representative:** Jason Schwartz**Manager:** Fred Ocasio**Pitching Coach:**

Dave Burba

Hitting Coach: Tom Sutaris**Trainer:**

Josh Guterman

Stadium Name: The Hangar (45116 Valley Central Way, Lancaster).**Modesto Nuts: (209) 572-4487****FAX: (209-572-4490)**

Office Address: 601 Neece Drive, Modesto CA 95351**Mailing Address:** P. O. Box 883, Modesto, CA 95353**E-Mail Address:** fun@modestonuts.com**Website:** www.modestonuts.com**Affiliation:** Seattle Mariners (Since 2017)**Operated By:** HWS Group IV, Mike Savit (Managing Director)**Principal Owner:** Seattle Mariners**Executive VP:** Mike Gorrasi**General Manager:** Zach Brockman**Media Representative:** Natalie Winters**Manager:** Mitch Canham**Pitching Coach:**

Pete Woodworth

Hitting Coach: Joe Thurston**Trainer:**

Josh Diloroto

Stadium Name: John Thurman Field (601 Neece Drive, Modesto)**Rancho Cucamonga Quakes: (909) 481-5000****FAX: (909-481-5005)**

Office Address: 8408 Rochester Avenue, Rancho Cucamonga, CA 91730**Mailing Address:** P. O. Box 4139, Rancho Cucamonga, CA 91729**E-Mail Address:** info@rcquakes.com**Website:** www.rcquakes.com**Affiliation:** Los Angeles Dodgers (Since 2011)**Operated By:** Rancho Baseball LLC**Principal Owner:** Bobby Brett**General Manager:** Grant Riddle (*Vice-President/General Manager*)**Media Representative:** Mike Lindskog (*Director of Public Relations/"Voice of the Quakes"*)**Manager:** Drew Saylor**Pitching Coach:**

Conner McGuinness

Hitting Coach: Justin Viele**Trainer:**

Yuya Mukaihara

Stadium Name: LoanMart Field (8408 Rochester Avenue, Rancho Cucamonga)

San Jose Giants: (408) 297-1435**FAX: (408-297-1453)**

Office Address: 588 E. Alma Avenue, San Jose, CA 95112**Mailing Address:** P. O. Box 21727, San Jose, CA 95151**E-Mail Address:** info@sjgiants.com**Website:** www.sjgiants.com**Affiliation:** San Francisco Giants (Since 1988)**Operated By:** Progress Sports Management**Principal Owner:** San Francisco Giants (*Dan Orum-President & CEO*)**General Manager:** Mark Wilson (*Chief Operating Officer/General Manager*)**Media Representative:** Jeff Black (*Director of Marketing*)**Manager:** Lipso Nava**Pitching Coach:**

Matt Yourkin

Hitting Coach: Wilfredo Romero**Trainer:**

Ryo Watanabe

Stadium Name: Municipal Stadium (10th and Alma Streets, San Jose)**Stockton Ports: (209) 644-1900****FAX: (209-644-1931)**

Office Address: 404 W. Fremont Street, Stockton, CA 95203**E-Mail Address:** info@stocktonports.com**Website:** www.stocktonports.com**Affiliation:** Oakland Athletics (Since 2005)**Operated By:** 7th Inning Stretch LLC**Principal Owner:** Tom Volpe**President:** Pat Filippone**General Manager:** Taylor McCarthy**Media Representative:** Allie Bakalar**Manager:** Rick Magnante**Pitching Coach:**

Bryan Corey

Hitting Coach: Brian McArn**Trainer:**

Shane Zdebiak

Stadium Name: Banner Island Ballpark (404 W. Fremont Street, Stockton)**Visalia Rawhide: (559) 732-4433****FAX: (559-739-7732)**

Office Address: 300 N. Giddings Street, Visalia, CA 93291**E-Mail Address:** info@rawhidebaseball.com**Website:** www.rawhidebaseball.com**Affiliation:** Arizona Diamondbacks (Since 2007)**Operated By:** Top of the Third Inc.**Principal Owner:** Tom Seidler (*President*)**General Manager:** Jennifer Pendergraft (*Reynolds*)**Media Representative:** Vinnie Longo (*Director of Broadcasting & Marketing*)**Manager:** Joe Mather**Pitching Coach:**

Jeff Bajenaru

Hitting Coach: Franklin Stubbs**Trainer:**

Chris Schepel

Stadium Name: Recreation Ballpark (Goshen & N. Giddings, Visalia)

"The Voices of the California League"

Not only has the California League, over its 76 years of operation, developed over 2,750 players for the major leagues, it has been the training ground for major league broadcasters. Currently four former Cal League broadcasters are actively involved in bringing major league action over the airwaves to millions of fans.

1991 High Desert radio broadcaster Matt Vasgersian will be the play-by-play announcer for Fox Sports on its Major League Baseball telecasts. In addition he is a studio host for the MLB Network. Previously he has broadcast for both the Milwaukee Brewers and the San Diego Padres.

2000 Visalia Oaks announcer and Assistant General Manager Dave Flemming has been a radio and television announcer for the three time World Champion San Francisco Giants since 2004. In addition he does national broadcasts for ESPN in college basketball and has done the Little League World Series.

2007-2009 Director of Broadcasting/Media Relations for the Rancho Cucamonga Quakes, Jeff Levering has been the full time play-by-play broadcaster for the Milwaukee Brewers since 2016. He began in 2015 filling in for Hall of Fame announcer Bob Uecker with the Brewers.

2004 High Desert broadcaster Roxy Bernstein announced for the Florida Marlins from 2005-2007 and since 2014 has worked with the Oakland A's. Additionally he has broadcast for the Montreal Expos, San Francisco Giants and San Jose Sharks.

All eight current California League teams have almost all of their games broadcast on radio or online. The Dean of California League broadcasters is Sean McCall of the Lake Elsinore Storm, beginning his 23rd year of painting the canvas with word pictures to the Storm's fans listening on the radio or online. Listed below are the 2018 Cal League play-by-play announcers in order of years broadcasting.

Sean McCall (Lake Elsinore Storm)

Years Broadcasting in the California League: 23 Years

Other Teams Broadcasting For: Boise Hawks (Northwest League 1991-1995)

College/University: Pepperdine University

Favorite MLB Team: San Diego Padres (and any other team that has a former Storm player on the roster)

California League Highlights: Championship moments are indelible, record setting games as well (perfection, no-hitters, 30-0 win in Lancaster, but personally the highlight that stands out is the joy of broadcasting over 3,000 California League games.

Zack Bayrouty (Stockton Ports)

Years Broadcasting in the California League: 13 Years

Other Teams Broadcasting For: University of the Pacific's Men's Basketball

College/University: Northeastern University

Favorite MLB Teams: Boston Red Sox/Oakland A's

California League Highlights: Calling the 2008 North Division Championship Series versus San Jose featuring an incredible collection of future big leaguers.

Mike Lindskog (Rancho Cucamonga Quakes)

Years Broadcasting in the California League: 12 Years (2001-2003 High Desert Mavericks)
(2010-2018 Rancho Cucamonga Quakes)

Other Teams Broadcasting For: Spokane Indians (Northwest League)
El Paso Diablos and Springfield Cardinals (Texas League)

College University: Eastern Washington University

Favorite MLB Team: Seattle Mariners

California League Highlights: In 2015 I broadcast Rancho's first championship since 1994. And then in 2016, I was able to call the final game of the Championship Series on behalf of High Desert, their final game ever in the Cal League. Very special considering I started my Cal League career there.

Joe Ritzo (San Jose Giants)

Year Broadcasting in the California League: 12 Years

Other Teams Broadcasting For: San Francisco Giants Spring Training (2017-Present)
Santa Clara University Women's Basketball (2017-Present)

College/University: Santa Clara University

Favorite MLB Team: San Francisco Giants

California League Highlights: 2009 record breaking Championship Season (93-47 regular season swept Championship Series, 18 major leaguers on team). Extra inning Game 5 victory at Rancho Cucamonga in 2010 to win Championship. Calling a 10-9 18 inning win over Stockton in 2011 (scored 4 in bottom of 18th to win game).

Jason Schwartz (Lancaster JetHawks)

Years Broadcasting in the California League: 7 Years

Other Teams Broadcasting For: Tri-City Dust Devils (Northwest League), Wenatchee Apple Sox and Corvallis Knights (West Coast League), Long Beach State 49ers Men's Basketball, USC Women's Basketball.

College/University: University of Southern California

Favorite MLB Team: Los Angeles Dodgers

California League Highlights: 2012 (Lancaster's first ever) and 2014 Championships along with no-hitters in 2013 and 2014.

Keaton Gillogly (Modesto Nuts)

Years Broadcasting in the California League: 5 Years

Other Teams Broadcasting For: Gary SouthShore Rail Cats (American Association), Lansing Lugnuts and Kane County Cougars (Midwest League), Green Bay Bullfrogs (Northwoods League). Michigan State University Women's Basketball and Women's Volleyball.

College/University: Valparaiso University

Favorite MLB Team: Chicago Cubs

California League Highlights: The 6-0 run to the 2017 California League Championship. The back-to-back inside-the-park home runs by Omar Carrizales and Forrest Wall to start the third inning against the Blaze on 7/1/16 at John Thurman Field.

Steve Wendt (Inland Empire 66ers)

Years Broadcasting in the California League: 5 Years

Other Teams Broadcasting for: Stockton Ports (2003), Anaheim Angels, Helena Brewers (Pioneer League), Sonoma County Crushers (Western Baseball League)

College/University: University of California Santa Barbara (UCSB)

Favorite MLB Team: Oakland A's

California League Highlights: Dennis Raben's two month run in the second half of the 2014 California League season leading the 66ers into the playoffs.

Vinnie Longo (Visalia Rawhide)

Years Broadcasting in the California League: 2 Years

Other Teams Broadcasting For: San Rafael Pacifics (Pacific Association), USF Dons,
Ithaca College Bombers

College University: Ithaca College

Favorite MLB Team: San Francisco Giants

California League Highlights: A Matt Jones walk-off homer on the 4th of July 2017. Fireworks were going off all around the ballpark and in the bottom of the 10th Jones hit a ball that some fans swear went over the fence just as a firework went off behind it.

In many people's opinions, the 2018 play-by-play radio broadcasters are the greatest corps of announcers in the 76 year history of the California League. Listed below are various ways to listen to these excellent announcers.

Lake Elsinore Storm (Sean McCall) 94.5 FM KMYT
Online: iHeartRadio app and Milb's Tune In radio app

Stockton Ports (Zack Bayrouty)
Online: Stocktonports.com (via the tuneIn radio app)

Rancho Cucamonga Quakes (Mike Lindskog) 1350 AM KUBE
Online: rcquakes.com or iHeartRadio app

San Jose Giants (Joe Ritzo)
Online: sjgiants.com (Via the tuneIn radio app)

Lancaster JetHawks (Jason Schwartz) 1380 AM KOSS
Online: JetHawks.com or on the TuneIn radio app

Modesto Nuts (Keaton Gillogly)
Online: Modestonuts.com (Via the tuneIn radio app)

Inland Empire 66ers (Steve Wendt)
Online: ie66ers.com (Via the tuneIn radio app)

Visalia Rawhide (Vinnie Longo)
Online: Rawhidebaseball.com (Via the tuneIn radio app)

The History of the California League:

The California League of Professional Baseball is a leader in developing players for its major league affiliates, and providing Green Cathedrals for affordable family entertainment each spring and summer. It is a League with one eye on the future and one eye on its rich tradition of baseball lore dating back to the mid-twentieth century. Over the years 2,759 former California League players have made it to the major leagues. In 2017, 262 players made their major league debuts, almost one third of them, (76 players) having previously played in the California League. The future big league stars of tomorrow will be playing in the California League this summer.

On a Friday night, April 18, 1941, the Santa Barbara Saints defeated the Anaheim Aces 7-3 at Laguna Park in front of 2,500 fans in the first ever California League game. 2016 was a milestone year for the California League as it celebrated its 75th Diamond Anniversary year. It began with the induction of two former players, Ken Griffey, Jr. (1988 San Bernardino Spirit) and Mike Piazza (1991 Bakersfield Dodgers) into the Baseball Hall of Fame at Cooperstown in January. On June 20th, 2016 the California-Carolina League All-Star Game held its home run hitting contest on the deck of the historic U. S. S. Midway Aircraft Carrier in San Diego that drew national coverage. A day later on June 21st, 2016 the California-Carolina League held their 20th All-Star Game with the highlight being the unveiling of the California League's Inaugural Hall of Fame class. Accepting their awards in person were Major League Hall of Famer Rickey Henderson, Gary Sheffield, Jose Cruz, Jr. and Xavier Nady. The Lake Elsinore Storm hosted the festivities, receiving rave reviews.

The 2017 season was highlighted by a return to the North-South format for the mid-season California League All-Star game. The host team, the Visalia Rawhide drawing on its agricultural roots included a cow milking and a roping contest in its All-Star Game Fan Fest highlighted by a walk-off home run hitting contest. The next day saw the induction of the Second Class of the California League Hall of Fame, featuring Dave Duncan, Doug Harvey and Tony LaRussa accepting their plaques in person. The North proved victorious by a 5-3 score. The 2017 season culminated with the Modesto Nuts sweeping their opponents (The Stockton Ports and the Lancaster JetHawks) in two three game series to win the California League Championship. It was the first perfect playoff run since 1997 (High Desert).

The California League was founded in 1941 by a combination of Major League and Pacific Coast League clubs. The charter members were the Anaheim Aces, Bakersfield Badgers, Fresno Cardinals, Merced Bears, Riverside Reds, San Bernardino Stars, Santa Barbara Saints and the Stockton Fliers. Only six teams were able to complete the inaugural campaign as Riverside and San Bernardino ceased operations mid-way through the season. The California League was classified as a "C" League by Minor League Baseball and would remain as such through 1962.

The league dropped to four teams the following year as the Bakersfield Badgers, Fresno Cardinals and the Santa Barbara Saints continued on to year two with the addition of the San Jose Owls. League operations were suspended for the duration of World War II on June 29, 1942.

At the conclusion of World War II, the league resumed play with six teams. The Bakersfield Indians, Fresno Cardinals, Modesto Reds, Santa Barbara Dodgers, Stockton Ports and the Visalia Cubs took the field in 1946. The San Jose Red Sox and the Ventura Yankees joined the circuit in 1947. Bill Schroeder, who had organized the league, served as President through 1947. At that time, six franchises were owned by Major League teams and two, Modesto and Stockton, were independent.

Under the leadership of Jerry Donovan, California League President from 1949 to 1955, attendance skyrocketed after the war. Attendance reached a peak of 789,940 in 1949. The Bakersfield Indians, Fresno Cardinals, Stockton Ports and San Jose Red Sox all drew over 100,000 fans for the season. In the mid-1950's, one of the league's most colorfully named teams, the Channel Cities Oilers, represented Santa Barbara and Ventura.

With the increased popularity and availability of television and home air-conditioning in the 1950's, attendance throughout Minor League Baseball began to dwindle. In the middle of the 1955 season, the Channel Cities Oilers franchise moved to Reno, Nevada and would remain a league member for 37 years. Former Major League infielder, Eddie Mulligan, became league President in 1956 and served until his retirement in 1975. The California League retained its eight-team structure until 1959 when it dropped to six teams for three years.

In 1963, Minor League Baseball reorganized and the California League became reclassified as an "A" League. Attendance reached an all-time low in 1965. The following six teams, the Bakersfield Bears, Fresno Giants, Salinas Indians, San Jose Bees, Santa Barbara Dodgers and the Stockton Ports drew only 128,836 fans for the entire season, an average of 21,743 per club, or 333 per opening. The San Jose Bees led at the gate with 34,517 for the whole year.

Interest in Minor League Baseball increased slowly from that point on and grew steadily through the decade of the 1970's. During the Presidency of Bill Wickert, 1976-1981, financial stability became the goal. The California League began to gain momentum as it operated with ten teams for the first time in 1979.

Joe Gagliardi became League President in 1981. Under his leadership, the California League reached new heights. Steady increases in attendance and profitability became the benchmark of Gagliardi's reign from 1981 through 2009. The Rancho Cucamonga Quakes set a single season attendance mark, as 446,146 fans flocked to The Epicenter in 1995.

In 1997, the California League set a new all-time attendance record for the seventh time in eight years. A total of 2,061,889 fans, or an average of 2,988 per game, passed through team turnstiles in that record setting year. On July 4, 1998, the Lake Elsinore Storm set a single game attendance record as 12,876 fans packed The Diamond for an Independence Day fireworks extravaganza against the San Bernardino Stampede.

Gagliardi's most outstanding achievement was opening up the lucrative Southern California markets for the California League. In 1986, for the first time since 1941, there was a California League team south of the Tehachapi's, the Palm Springs Angels. Under the marketing genius of General Manager Bill Shanahan, the San Bernardino Spirit shattered single season attendance records with the San Bernardino Spirit debuting in 1987.

The 1990's saw the opening of five new ballparks in the southland. High Desert, under the inspirational leadership of Bobby Brett was first, with the 1991 opening of Mavericks Stadium in Adelanto, California. High Desert became the first California League team in history to draw over 200,000 fans in a year in their inaugural campaign. The Epicenter opened up in Rancho Cucamonga in 1993. Lake Elsinore debuted The Diamond in 1994. The Hangar was launched in Lancaster in 1996. And finally in August of 1996, the San Bernardino Stampede opened the Arrowhead Credit Union Park.

1996 found the two premiere High "A" Minor Leagues, the Carolina League and the California League holding an All-Star game. 1997 saw all California League teams with full Player Development contracts for the first time in fifteen years. 1997 also saw the successful renovation of John Thurman Field in Modesto.

The 2005 season marked the first new stadium in the north in over 50 years as Banner Island Ballpark made its California League debut in Stockton under the guidance of Team CEO, Tom Volpe. 2009 saw a newly renovated ballpark in Visalia and a new team name as the Oaks became the Rawhide and Recreation Park set a new single season franchise attendance mark in the smallest ballpark in Minor League baseball.

2010 ushered in a new era for the California League as the long time and respected Los Angeles Dodger executive, Charlie Blaney took over the reigns as California League President. The league has continued to flourish under his leadership.

Modesto holds league seniority as the city is hosting a California League franchise for its 72nd year in 2018. Stockton begins its 69th California League season, San Jose its 68th and Visalia its 67th. In the South, 2018 will mark Inland Empire's 32nd consecutive year in San Bernardino and 33rd year in the California League.

Over the years, the California League has produced nineteen Hall of Famers beginning with the 1954 Bakersfield Indians' Don Drysdale. Joe Morgan, of the 1963 Modesto Colt 45's, a Houston Colt 45's farm team, was the second inductee to Cooperstown. Rollie Fingers and Reggie Jackson were teammates on the 1966 Modesto Reds and remain teammates in the Hall of Fame. Don Sutton hurled for the 1965 Santa Barbara Dodgers.

George Brett couldn't even hit .300 playing in San Jose's Municipal Stadium for the Bees in 1972. Hall of Fame Manager, Sparky Anderson played for the 1953 Santa Barbara Dodgers and then managed the 1967 Modesto Reds. Kirby Puckett patrolled the outfield in Recreation Park in Visalia for the Oaks in 1983. It took Dennis Eckersley two years to get out of the California League as he hurled for the Reno Silver Sox in 1972 and 1973. Hall of Fame Manager, Dick Williams, played in the California League in its infancy in 1948 for the Santa Barbara Dodgers.

Rickey Henderson, the Major League all-time stolen base and runs scored leader, plus a member of the 3,000 hit club, led the California League in stolen bases with 95 while playing for the Modesto A's in 1977. In 2010, former California League umpire, Doug Harvey (1958-1960) became the ninth Umpire enshrined in Cooperstown. 2011 saw two more former California League players, Roberto Alomar, the league batting champion for the 1986 Reno Padres and 1959 Stockton Ports hurler, Pat Gillick honored with induction into the Hall of Fame. Alomar was a lifetime .300 hitter over 17 seasons. He helped lead the Toronto Blue Jays to consecutive World Championships in 1992-1993. Gillick was a successful major league Executive, whose 1992-1993 Toronto Blue Jays and 2008 Philadelphia Phillies won World Series titles.

In 2014 two of the greatest managers in baseball history, Tony LaRussa, 1966 Modesto Reds and Bobby Cox, 1960 Reno Silver Sox were inducted into the Hall of Fame. Both won World Series titles and are in the top four of career victories, each winning over 2,500 games. 2015 saw the induction of the 1991 Bakersfield Dodgers' Pedro Martinez, a three time Cy Young Award winner. A year later, in 2016, Martinez' 1991 Bakersfield battery mate, catcher Mike Piazza and Ken Griffey, Jr., a 1988 San Bernardino Spirit, were enshrined in the Baseball Hall of Fame at Cooperstown. Griffey, Jr., elected in his first year of eligibility was voted in with the greatest percentage (99.3%) in Hall of Fame history as he was named on 437 of the 440 ballots.

In addition to these baseball legends, the California League has produced nineteen Most Valuable Player winners, the latest being 2018 American League MVP Jose Altuve (2010/2011 Lancaster JetHawks) of the Houston Astros.

Former California League hurlers swept the Cy Young Awards in 2017, with Max Scherzer (2007 Visalia Oaks) winning his third Cy Young Award with the Washington Nationals, while Corey Kluber (2008/2009 Lake Elsinore Storm) won his second with the Cleveland Indians. Twenty-one former Cal League pitchers have won the prestigious Cy Young Award. Included as consecutive year Cy Young award winners are Pedro Martinez who was a perfect 8-0 for the Bakersfield Dodgers in 1991 and Tim Lincecum who was 2-0 with the San Jose Giants in 2006.

Thirty-five former California League players have won the Rookie of the Year Award with Cody Bellinger (2015 Rancho Cucamonga Quakes) winning the 2017 National League honor with the Los Angeles Dodgers.

The California League has become the premiere Class "A" League in Minor League Baseball. Not only does the sun shine in California, but so do the stars that take the field for 140 games each year from April to September. See today's Minor League stars on their way to becoming tomorrow's Major League legends taking the field for the Inland Empire 66ers, Lake Elsinore Storm, Lancaster JetHawks, Modesto Nuts, Rancho Cucamonga Quakes, San Jose Giants, Stockton Ports and the Visalia Rawhide.

California League Presidents:

W. R. "Bill" Schroeder	1941-1947	Wiley K. Peterson	1948
Jerry Donovan	1949-1955	Edward J. Mulligan	1956-1975
Emil W. "Bill" Wickert	1976-1980	Joe Gagliardi	1981-2009
Charlie Blaney	2010-Present		

Current California League Team Attendance Records:

Franchise:	Attendance:	Year:
Inland Empire (San Bernardino Stampede)	273,739	1997
Lake Elsinore (Storm)	383,297	1995
Lancaster (JetHawks)	316,611	1996
Modesto (Nuts)	180,785	2011
Rancho Cucamonga (Quakes)	446,146	1995
San Jose (Giants)	222,547	2011
Stockton (Ports)	218,497	2007
Visalia (Rawhide)	126,419	2017

Former California League Team Attendance Records:

Franchise:	Attendance:	Year:
Bakersfield (Dodgers)	158,714	1992
Channel Cities (Oilers)	40,673	1954
Fresno (Cardinals)	145,946	1949
High Desert (Mavericks)	218,482	1992
Las Vegas (Wranglers)	17,703	1958
Lodi (Crushers)	71,818	1967
Palm Springs (Angels)	105,039	1993
Redwood (Pioneers)	82,119	1982
Reno (Padres)	109,002	1987
Riverside (Pilots)	85,358	1994
Salinas (Angels)	108,453	1978
San Bernardino (Spirit)	190,890	1990
Santa Barbara (Dodgers)	92,541	1947
Santa Clara (Padres)	19,952	1979
Ventura (Yankees)	79,050	1947
Ventura County (Gulls)	38,868	1986

California League's Best Single Season Attendance Record by Decades:

Decade:	Attendance:	Year:	Team:
1940's	154,547	1947	Stockton Ports
1950's	120,524	1952	Fresno Cardinals
1960's	71,818	1967	Lodi Crushers
1970's	125,047	1973	San Jose Bees
1980's	184,791	1989	San Bernardino Spirit
1990's	446,146	1995	Rancho Cucamonga Quakes
2000's	312,333	2000	Rancho Cucamonga Quakes
2010's	227,000	2012	Lake Elsinore Storm

CALIFORNIA LEAGUE HALL OF FAME

In 2016, in conjunction with the 75th Anniversary of the California League, under the leadership of California League President Charlie Blaney, the league's Board of Directors voted to establish the California League Hall of Fame. The inaugural class of the California League Hall of Fame consisted of 15 members. In 2017, five new members were added.

Listed below are the 20 members of the California League Hall of Fame. Write-ups on sixteen of the inductees can be found in the 150 California League Influential Alumni section of the Record Book. Comments on the other four follow this list.

Inaugural Class (2016):

<u>Inductee:</u>	<u>California League Team(s):</u>
1. George Brett*	1972 San Jose Bees
2. Jose Cruz, Jr.	1995 Riverside Pilots/1996 Lancaster JetHawks
3. Don Drysdale*	1954 Bakersfield Indians
4. Darin Erstad	1995 Lake Elsinore Storm
5. Ken Griffey, Jr.*	1988 San Bernardino Spirit
6. Rickey Henderson*	1977 Modesto A's
7. Reggie Jackson*	1966 Modesto Reds
8. Sam Lynn	Bakersfield Badgers
9. Pedro Martinez*	1991 Bakersfield Dodgers
10. Xavier Nady	2001/2002 Lake Elsinore Storm
11. Vada Pinson	1957 Visalia Redlegs
12. Gary Sheffield	1987 Stockton Ports
13. Bob Talbot	1946/1947 Visalia Cubs
14. Fernando Valenzuela	1979 Lodi Dodgers
15. Omar Vizquel	1987 Salinas Spurs

Induction Ceremony held at Lake Elsinore. Accepting their plaques in person were Rickey Henderson, Gary Sheffield, Jose Cruz, Jr. and Xavier Nady.

Second Class (2017):

<u>Inductee:</u>	<u>California League Team(s):</u>
16. Dave Duncan	1966 Modesto Reds
17. Doug Harvey*	1958-1960 California League Umpire
18. Tony LaRussa*	1966 Modesto Reds
19. Mike Piazza*	1991 Bakersfield Dodgers
20. Kirby Puckett*	1983 Visalia Oaks

Induction Ceremony held at Visalia. Accepting their plaques in person were Tony LaRussa, Doug Harvey and Dave Duncan.

*Member of the National Baseball Hall of Fame in Cooperstown, New York.

Jose Cruz, Jr.**1995 Riverside Pilots/1996 Lancaster JetHawks**

12 year major league career. Over 1,100 career hits and 200 home runs. Wins the 2003 Gold Glove for rightfielders playing with the San Francisco Giants.

In 35 games hits .257 with the Riverside Pilots in 1995. Bats .325 with 43 RBIs in only 53 games with the Lancaster JetHawks in their inaugural season. First JetHawks player to make the major leagues.

Sam Lynn.**1941 Bakersfield Badgers**

The oldest ball park in the California League was named for this owner of a Coca Cola bottling company who donated much of his income to youth baseball in the Kern County area.

Xavier Nady.**2001/2002 Lake Elsinore Storm**

12 year major league career. Best year was 2008, splitting time with the Pittsburgh Pirates and the New York Yankees, he hit .305 with 25 home runs and 97 RBIs. Earned World Series Rings with both the New York Yankees (2009) and the San Francisco Giants (2012).

Helps lead the Storm to the 2001 California League Co-Championship and the best record in the league with a .302 batting average, 26 home runs and an even 100 RBIs. Hits .278 with Lake Elsinore in only 45 games in 2002.

Bob Talbot.**1946/1947 Visalia Cubs**

2 year major league career with the Chicago Cubs in the mid 1950's. 14 year minor league career with ten years spent at the Triple AAA or Open Classification level. 1,862 career minor league hits.

Hit .279 in 95 games for the Visalia Cubs in their first year in the California League at 18 years of age. Hit .264 with 14 home runs a year later with the Cubs in 140 games.

Born in Visalia, the native son attended Union High School in Visalia and then after serving in World War II, returned to his home town to play baseball. After retiring from professional baseball he was active in youth baseball in Tulare County.

Minor League Hall of Fames

<u>League:</u>	<u>Classification:</u>	<u>Year Hall of Fame Founded</u>	<u>Members</u>	<u>Inaugural Class</u>
International League	Triple AAA	1947/2007	120	9/28
Pacific Coast League	Triple AAA	1943/2003	108	12/21
Southern League	Double AA	2014	32	13
Texas League	Double AA	2004	138	38
Florida State League	High A	2009	103	20
South Atlantic League	Low A	1994	110	17
New York-Penn League	Short Season A	2012	24	7

Minor League Baseball's Goal: Player Development.

The California League:

Setting the "Gold" and "Silver" Standards in Player Development

The 2017 Major League Baseball Season found the California League more than fulfilling its goal of Player Development for Position Players as former Cal League players excelled both at the plate and in the field. 50% of the Silver Slugger Award honorees played in the California League, while 33% of the Gold Glove recipients roamed the playing fields of the California League's green cathedrals.

2017 MLB SILVER SLUGGER AWARD HONOREES:

Pos.	Honoree:	MLB Team:	Year/California League Team:
C	Buster Posey	San Francisco Giants	2008/2009 San Jose Giants
1B	Paul Goldschmidt	Arizona Diamondbacks	2010 Visalia Rawhide
2B	Jose Altuve	Houston Astros	2010/2011 Lancaster JetHawks
SS	Corey Seager	Los Angeles Dodgers	2014 Rancho Cucamonga Quakes
3B	Nolan Arenado	Colorado Rockies	2011 Modesto Nuts
OF	Charlie Blackmon	Colorado Rockies	2009 Modesto Nuts
OF	George Springer	Houston Astros	2012 Lancaster JetHawks
OF	Justin Upton	Detroit Tigers/L. A. Angels	2007 Visalia Oaks
DH	Nelson Cruz	Seattle Mariners	2004 Modesto A's

2017 MLB GOLD GLOVE AWARD WINNERS:

Pos.	Winner:	MLB Team:	Year/California League Team:
C	Tucker Barnhart	Cincinnati Reds	2012 Bakersfield Blaze
1B	Paul Goldschmidt	Arizona Diamondbacks	2010 Visalia Rawhide
SS	Brandon Crawford	San Francisco Giants	2009/2010/2011 San Jose Giants
3B	Nolan Arenado	Colorado Rockies	2011 Modesto Nuts
3B	Evan Longoria	Tampa Bay Rays	2006 Visalia Oaks
CF	Ender Inciarte	Atlanta Braves	2012 Visalia Rawhide

BASEBALL AMERICA'S ANNUAL **BOB FREITAS AWARDS**

Baseball America's annual Bob Freitas Awards are presented to the franchises that show sustained excellence in the business of minor league baseball.

They were first presented in 1989, shortly after the death of Freitas, a longtime minor league operator, promoter and ambassador for the game of baseball. Franchises must be in operation for at least five seasons before they become eligible to win.

Baseball America columnist, Will Lingo, wrote in 2006,

"What they represent is, quite simply, the best of the minor leagues.....the Freitas Awards seek to recognize the enduring spirit of the man, which we hope is something that will remain in the fabric of the minor leagues no matter how big the business becomes."

"That means we aren't necessarily looking for the team that draws the most fans or does the flashiest promotions, but rather those franchises that are on a path of long-term excellence and are true parts of their communities."

Congratulations to the following five California League teams that have won this most coveted and prestigious honor six times.

<u>Year:</u>	<u>Team:</u>		
1990	San Jose Giants	President:	Harry Stavrenos
		General Manager:	Mark Wilson
1997	Rancho Cucamonga Quakes	President/G. M.:	Hank Stickney
2003	Modesto A's	President:	Chris Chen
		General Manager:	Greg Coleman
2007	Lake Elsinore Storm	President:	Dave Oster
		General Manager:	Chris Jones
2009	San Jose Giants	President:	Jim Weyermann
		General Manager:	Mark Wilson
2016	Inland Empire 66ers	Principal Owners	David Elmore/Donna Tuttle
		General Manager:	Joe Hudson

INDIVIDUAL SEASON BATTING RECORDS AT A GLANCE:

Category:	Record:	Player:	Year:	Team:
Batting Average	.436	Fran Boniar	1957	Reno Silver Sox
At Bats	625	Melvin Nelson	1955	Fresno Cardinals
Runs	167	Jess Pike	1949	Bakersfield Indians
Hits	209	Benny Valenzuela	1955	Fresno Cardinals
(Tie)	209	Vada Pinson	1957	Visalia Redlegs
Total Bases	385	Dick Wilson	1951	Modesto Reds
Doubles	55	Dick Wilson	1951	Modesto Reds
(Tie)	55	Zach Daeges	2007	Lancaster JetHawks
Triples	22	Bobby Gene Smith	1954	Fresno Cardinals
Home Runs	51	Bud Heslet	1956	Visalia Cubs
RBI's	172	Bud Heslet	1956	Visalia Cubs
Stolen Bases	144	Donnell Nixon	1983	Bakersfield Mariners

INDIVIDUAL SEASON PITCHING RECORDS AT A GLANCE:

Category:	Record:	Player:	Year:	Team:
Games	74	Keith Forbes	2000	R. Cucamonga Quakes
Complete Games	32	Robert Thorpe	1954	Stockton Ports
Wins	28	Earl Escalante	1949	Bakersfield Indians
(Tie)	28	Larry Jackson	1952	Fresno Cardinals
(Tie)	28	Robert Thorpe	1954	Stockton Ports
Winning Percentage	1.000	Charlie Beamon	1955	Stockton Ports
Strikeouts	351	Larry Jackson	1952	Fresno Cardinals
Innings Pitched	300.1	Robert Thorpe	1954	Stockton Ports
Shutouts	8	Mark Ferguson	1982	Modesto A's
ERA	1.30	Bill Wegman	1983	Stockton Ports
Saves	41	Brad Brach	2010	Lake Elsinore Storm

INDIVIDUAL BATTING RECORDS:

Batting Average:

Highest Batting Average, Season:

.436 Fran Boniar, 1957 Reno Silver Sox

Lowest Batting Average by Leader, Season:

.308 Phil Mastagni, 1967 Stockton Ports

Lowest Batting Average, Season:

.185 William Wells, 1949 Modesto Reds

At Bats:

Most At Bats, Season:

625 Melvin Nelson, 1957 Fresno Cardinals

Most At Bats, Game (9 innings):

9 Brad Chalk, Lake Elsinore vs. High Desert (June 28, 2009)

Most Times Facing Pitcher, Game with No Official At Bat:

6 Lavel Freeman, Stockton vs. Salinas (May 22, 1984)

Runs:

Most Runs, Season:

167 Jess Pike, 1949 Bakersfield Indians

Most Runs, Game:

7 Patrick Ambrose, Fresno vs. Ventura (May 23, 1947)

7 David Malberg, Fresno vs. Ventura (May 23, 1947)

7 Matt Clark, Lake Elsinore vs. High Desert (June 28, 2009)

Hits:

Most Hits, Season:

209 Benny Valenzuela, 1955 Fresno Cardinals

209 Vada Pinson, 1957 Visalia Redlegs

Most Hits, Game:

7 John Stevenson, Reno vs. Visalia (July 1, 1980)

7 **Michael Freeman, Visalia vs. High Desert (May 15, 2012)**
(7-8, 7 singles).

Most Times with 6 Hits or More in a Game:

**2 Garry Maddox, Fresno vs. Stockton (June 17, 1971 and
Fresno vs. Reno (July 24, 1971) Six hits in each game.**

Most Hits, Inning:

3 James Griffin, Fresno vs. Bakersfield (August 19, 1950) 3rd inning (2 2B, 1 1B)

3 **Dodd Johnson, Reno vs. High Desert (May 5, 1991) 3rd inning (HR, 2B, 1B)**

Most Consecutive Hits:

- 10 James Keating, Modesto: vs. Salinas (May 30-31) vs. Channel Cities (June 5-6,) 1954. Last AB May 30, 5 ABS, May 31, 3 ABS, June 5, 1st AB June 6.
- 10 Jose Cruz, Modesto: vs. Visalia (May 1-2) 1968. Last AB, first game, May 1, 3 ABS, second game, May 1, 6 ABS, May 2.
- 10 Jeffrey Carter, Fresno: vs. Visalia, (May 27, 28, 29) 1987. Last 2 AB, May 27, 6 ABS, May 28, walked first AB, May 29, followed by two hits.
- 10 Derek Bruce, Lancaster vs. Rancho Cucamonga (May 27, 29) vs: High Desert (May 30), 2005. Last 2 AB, May 27; 5 ABS, May 29; 3 ABS, May 30. Had sacrifice bunt 3rd time at bat, May 30.

Consecutive Game Hitting Streak:

- 45 Jamie McOwen, 2009 High Desert Mavericks (May 10 through July 8, 2009) (8th longest Consecutive Game Hitting Streak in Minor League history)

Most Consecutive Times Reaching Base Safely:

- 14 Thad Bosley, Salinas vs. San Jose (May 20, 21, 22, 23) 1976. Singled last time at bat, May 20: doubled, singled, then walked three times, May 21: singled twice, then walked three times, May 22: walked first three times at bat, May 23, then flied out to center in the 4th inning. Total of 5 hits and nine walks

Total Bases:

Most Total Bases, Season:

- 384 Dick Wilson, 1951 Modesto Reds

Most Total Bases, Game:

- 17 Aaron Bates, Lancaster vs. Lake Elsinore (May 19, 2007) 4 HR, 1 1B

Most Total Bases, Inning:

- 8 Held by 11 players....see most Home Runs Inning for names and dates.

Doubles:

Most Doubles, Season:

- 55 Dick Wilson, 1951 Modesto Reds
- 55 Zach Daeges, 2007 Lancaster JetHawks

Most Doubles, Game (Continued on Next Page):

- 4 William Dennis, Salinas vs. Modesto (June 14, 1958)
- 4 James Carver, Stockton vs. Fresno (August 19, 1959)
- 4 Ricky Ward, San Jose vs. Visalia (June 27, 1992)
- 4 Cecil Espy, San Bernardino vs. Stockton (July 24, 1994)
- 4 Wiki Gonzalez, Rancho Cordova vs. Lake Elsinore (August 20, 1998)

Most Doubles, Game (Continued):

- 4 Stephen Scarborough, High Desert vs. Rancho Cucamonga (April 14, 2001)
- 4 Jesus Basabe, Modesto vs. Lake Elsinore (July 24, 2001)
- 4 Jeremy Owens, Lake Elsinore vs. High Desert (June 22, 2002)
- 4 Eddy Martinez-Esteve, San Jose vs. Lake Elsinore, April 17, 2005
- 4 Derek Bruce, Lancaster vs. Rancho Cucamonga, May 29, 2005
- 4 Jay Garthwaite, Lancaster vs. High Desert, August 5, 2005
- 4 Ronald Prettyman, Inland Empire vs. Lake Elsinore, May 3, 2006
- 4 Adam Witter, San Jose vs. High Desert, July 31, 2007
- 4 Stephen Parker, Stockton vs. Bakersfield, June 15, 2010

Triples:

Most Triples, Season:

- 22 Bobby Gene Smith, 1954 Fresno Cardinals

Most Triples, Game:

- 3 Brian Gordon, Lancaster vs. San Bernardino (April 13, 2001) Consecutive Triples in the 5th, 7th and 9th innings.
- 3 Albert Cartwright, Lancaster vs. Visalia (July 28, 2010) Consecutive Triples in the 5th, 6th and 8th innings.

Home Runs:

Most Home Runs, Season:

- 51 Bud Heslet, 1956 Visalia Cubs

Most Home Runs, Game:

- 4 Aaron Bates, Lancaster vs. Lake Elsinore (May 19, 2007) (2nd, 3rd, 5th and 8th innings).
- 4 Brad Correll, Lancaster vs. High Desert (June 23, 2007) (1st, 3rd, 6th and 8th innings).

Most Home Runs, Inning (Continued on Next Page):

- 2 August Suhr, Jr., Modesto vs. Visalia (June 26, 1954) 2nd inning
- 2 Jerald Robinson, Fresno vs. Bakersfield (June 14, 1958)
- 2 Larry Haney, Stockton vs. Reno (June 10, 1962)
- 2 Hector Torres, Fresno vs. Modesto (June 26, 1964)
- 2 Lance Junker, Redwood vs. Reno (June 30, 1983) 9th inning
- 2 Greg Conner, San Jose vs. Modesto (July 27, 1988) 1st inning
- 2 Jose Paguero, San Bernardino vs. Rancho Cucamonga (August 19, 1994) 2nd inning
- 2 Tim Killeen, Modesto vs. San Jose (August 28, 1994) 6th inning
- 2 James Martin, San Bernardino vs. Bakersfield (August 13, 1996) 2nd inning
- 2 Ryan Ludwick, Modesto vs. San Bernardino (June 12, 2000) 7th inning
- 2 Jason Perry, Modesto vs. Visalia, (July 3, 2004) 5th inning
- 2 Nick Crosta, Lake Elsinore vs. High Desert (April 21, 2007) 6th inning

Most Home Runs, Inning (Continued):

- 2 Tommy Giles, Inland Empire vs. Lancaster (May 10, 2008) 9th inning
- 2 Federico Hernandez, Lancaster vs. High Desert (June 19, 2010) 3rd inning
- 2 Alfredo Gonzalez, Lancaster vs. High Desert (May 31, 2015) 6th inning
- 2 DJ Peters, Rancho Cucamonga vs. San Jose (July 5, 2017) 4th inning

Most Grand Slam Home Runs, Season:

- 6 Chris Davis, 2007 Bakersfield Blaze

Most Grand Slam Home Runs, Month:

- 4 T. R. Marcinczyk, 1997 Modesto A's. July 3, 7, 12 and 20, 1997.

Most Grand Slam Home Runs, Inning:

- 2 Lance Junker 1983 Redwood Pioneers vs. Reno (June 30, 1983) 9th inning

Most Home Runs Consecutive Times at Bat:

- 4 Ronald Durham, Reno vs. Stockton, June 20, 1966 (Three home runs in last three at bats of game one of a doubleheader (4th, 6th and 7th innings). Homered in first at bat of second game of doubleheader (1st inning).
- 4 Randall Miller, Reno vs. Lodi, May 15, 1977 (Pinch hit home run in last of the 7th inning, first game of doubleheader. Three consecutive home runs in first three at bats of second game of doubleheader (2nd, 3rd and 5th innings).
- 4 George Springer, Lancaster vs. Lake Elsinore (At The Hangar), May 11, 2012. Homered in his last at bat of first game of doubleheader (6th inning). Homered in three consecutive at bats in second game of doubleheader (1st, 3rd and 4th innings) In On-Deck Circle in the bottom of the sixth, never batted again.

Most Times Hitting Three Home Runs in One Game:

- 2 Barton Dupon, Bakersfield vs. Modesto (August 17, 1958)
Bakersfield vs. Fresno (August 28, 1958)
- 2 Jose Vidal, Reno vs. Modesto (June 9, 1963)
Reno vs. Modesto (June 20, 1963)
- 2 Ty Van Burkleo, Lake Elsinore vs. Bakersfield (April 14, 1996)
Lake Elsinore vs. Stockton (May 17, 1996)

RBIs:

Most Runs Batted In, Season:

- 172 Bud Heslet, 1956 Visalia Cubs

Most Runs Batted In, Game:

- 12 Derek Fisher, Lancaster vs. High Desert (May 30, 2015)
(First California League game after promotion from Low-A Quad Cities).
- 11 Robert Rivich, Stockton vs. Bakersfield (May 22, 1954)
(Played only 5 innings, removed by Manager due to Ports large lead).

Stolen Bases:

Most Stolen Bases, Season:

144 Donnell Nixon, 1983 Bakersfield Mariners

Most Stolen Bases, Game:

7 Lee Mazzilli, Visalia vs. San Jose (June 8, 1975) 7 inning game.

In his first three at bats he walked twice and singled, each time stealing both second and third. In the sixth inning he walked again and advanced to second on a single and then stole third base for his seventh stolen base of the game.

7 Rickey Henderson, Modesto vs. Fresno (May 26, 1977) 9 inning game.

Most Consecutive Stolen Bases:

37 Darrell Woodard, Modesto (May 20 to July 5, 1977)

Sacrifice Hits/Flies:

Most Sacrifice Hits, Season:

31 Harry Malmberg, 1947 Bakersfield Indians

Most Sacrifice Hits, Game:

3 Held by six players, Last tied by Jeffrey Edwards Bakersfield vs. Fresno (May 18, 1985)

Most Sacrifice Flies, Season:

16 Jay Gainer, 1991 High Desert Mavericks

16 Bo Durkac, 1996 Visalia Oaks

16 Mark Cridland, 1999 Stockton Ports

Most Sacrifice Flies, Game:

3 Jonas Hamlin, Stockton Ports vs. Riverside (June 3, 1995)

Walks:

Most Walks, Season:

194 Jess Pike, 1949 Bakersfield Indians

Most Walks, Game:

6 Lavel Freeman, Stockton vs. Salinas (May 22, 1984)

Most Walks, Inning:

3 Robert Moscrey, Fresno vs. Bakersfield (August, 19, 1950)

Most Intentional Walks, Season:

24 Dan Graham, 1976 Reno Silver Sox

Most Intentional Walks, Game:

4 Barry Miller, San Jose vs. Reno (June 13, 1992)

Hit By Pitch:

Most Times Hit by Pitcher, Season:

40 Mike Campo, 2002 Rancho Cucamonga Quakes (Minor League Record)

Most Times Hit by Pitcher, Game:

3 Many times. Last tied by Skip Adams, Lake Elsinore vs.
Modesto (April 13th, 2006)

Most Times Hit by Pitcher, Inning:

2 James Bonnici, Riverside vs. San Bernardino (July 5, 1994) 4th inning
by Steven Munda and Toshio Tajima
2 Greg Schaub, Stockton vs. Bakersfield (May 31, 1999) 4th inning, 1st game
by Manny Bermudez
2 Jose Colon, Stockton vs. Modesto (July 1, 1999) 8th inning
by Darin Moore and Brad Moore

Catcher's Interference:

Most Times Reaching Base on Catcher's Interference, Season:

12 Dave Massarelli, 1963 Stockton Ports

Most Consecutive Times Reaching First Base on Catcher's Interference:

2 Scott Hunter, San Bernardino vs. Bakersfield (June 7, 1995)
Catcher, Kevin Zahner (Bakersfield)
2 Joshua Bell, Inland Empire vs. High Desert (April 13, 2008)
Catcher, Jose Yopez (High Desert)

STRIKEOUTS:

Most Strikeouts, Season:

220 Wes Kent, 1984 San Jose Bees (Professional Baseball Record)

Fewest Strikeouts, Season:

7 Nino Bongiovanni, 1946 Stockton Ports-116 games, 517 plate appearances

Most Strikeouts, Game:

6 Marland Williams, Lancaster vs. High Desert (August 13, 2003)
6 Keon Broxton, Visalia vs. Stockton (August 6, 2011) 12 innings.

**10 Irvin Centeno, 2003 Bakersfield Blaze. 5 vs. Visalia (August 8, 2003)
3 vs. Inland Empire (August 13, 2003) and
2 vs. High Desert (August 20, 2003)**

Games Lost:

Most Games Lost, Season:

22 Thomas King, 1954 Visalia Cubs

Most Consecutive Games Lost, Season:

**15 Kenneth Lawrence, Visalia (June 21 to September 9, 1962)
lost last 15 decisions of the season**

Saves:

Most Saves, Season: (Not Part of Official Statistics Until 1969)

41 Brad Brach, 2010 Lake Elsinore Storm

Most Consecutive Saves, Season:

31 Brian Anderson, 2006 San Jose Giants

Innings Pitched:

Most Innings Pitched, Season:

300.1 Robert Thorpe, 1954 Stockton Ports

300 Larry Jackson, 1952 Fresno Cardinals

Most Innings Pitched, Game:

17 Paul Soderburg, Santa Barbara vs. Anaheim (May 4, 1941)

17 Matthew Zidich, Stockton vs. San Jose (July 27, 1948)

Shutouts:

Most Shutouts, Season:

8 Mark Ferguson, 1982 Modesto A's

Most Consecutive Shutout Games, Season:

4 Bill Dial, 1957 San Jose JoSox

July 2 vs. Fresno, 7 innings

July 7 vs. Modesto 9 innings

July 12 vs. Reno 9 innings

July 17 vs. Stockton 9 innings

4 Mark Ferguson, 1982 Modesto A's

August 7 vs. Reno 9 innings

August 12 vs. Salinas 7 innings

August 17 vs. Reno 9 innings

August 22 vs. Redwood 7 innings

Most Consecutive Shutout Innings:

- 40 Bill Dial, 1957 San Jose JoSox
1 vs. Bakersfield (June 28)
7 vs. Fresno (July 2)
9 vs. Modesto (July 7)
9 vs. Reno (July 12)
9 vs. Stockton (July 17)
5 vs. Visalia (July 21) Visalia scored in the 6th inning
- 40 Gary De Benedetti, 1970 San Jose Bees
8 vs. Reno (May 11)
9 vs. Bakersfield (May 15)
9 vs. Lodi (May 21)
9 vs. Stockton (May 28)
5 vs. Fresno (June 2) Fresno scored in the 6th inning

Most Consecutive Shutout Innings in Relief:

- 36.2 Randal Miller, Reno (June 12 to August 4, 1979) covered 23 games
Modesto scored 2 runs in 9th inning of 2nd game to end streak.

Consecutive Games in Relief Without Allowing A Run:

- 23 Randal Miller, Reno (June 12 to August 4, 1979)

Most Shutout Innings, Game:

- 13 Tom Morgan, Ventura vs: San Jose (May 20, 1949) Ventura won 1-0.

Strikeouts:

Most Strikeouts, Season:

- 351 Larry Jackson, 1952 Fresno Cardinals

Most Strikeouts, Game:

- 21 William Dawson, Visalia vs. Reno (August 4, 1962)
21 Doug Rau, Bakersfield vs. Stockton (July 18, 1970)

Most Strikeouts, 2 Consecutive Games:

- 38 Ed Barnowski, 1964 Stockton Ports
20 vs. Santa Barbara (May 9, 1964)
18 vs. Salinas (May 14, 1964)

Most Strikeouts, Inning (Continued Next Page):

- 5 Michael Schultz, Lancaster vs. Rancho Cucamonga, July 15, 2004---
7th Inning. One batter struck out and reached first base on a wild pitch
one batter struck out and reached first base on a passed ball. Schultz
gave up five runs, all unearned, on three hits, hit one batter and threw
two wild pitches.

Most Strikeouts, Inning (Continued):

- 5 **Andrew Kittredge, High Desert vs. Rancho Cucamonga, July 1, 2014---
8th Inning at Rancho Cucamonga. Robbie Garvey struck out swinging
and reached first base on a wild pitch. Brandon Dixon and Chris Jacobs
struck out swinging. Aaron Miller struck out swinging and reached
first base on a wild pitch. Kyle Farmer struck out swinging to end the inning
Kittredge gave up an unearned run on a hit batter, an intentional walk and
his two wild pitches.**

Most Consecutive Strikeouts:

- 12 **Matt Snyder, 1996 High Desert Mavericks
3 vs. Modesto (August 29, 1996)
3 vs. Visalia (August 30, 1996)
6 vs. Visalia (September 1, 1996)**

Most Consecutive Strikeouts, Game:

- 10 **Jerauld Davey, Salinas vs. Santa Barbara (May 20, 1964)
Leadoff hitter, Mel Roberts singled and was picked off
First Base, Davey then struck out next ten batters.**
- 10 **Craig Clark, San Jose Giants vs. Stockton Ports (June 1, 2009)
Leadoff hitter, Michael Richard flew out to left fielder
Thomas Neal, Clark then struck out next ten batters.**
- 10 **Chris Lamb, Stockton Ports vs. Rancho Cucamonga Quakes
(August 24, 2014)
Leading off the bottom of the third, Adam Law flew out
to center fielder Zeke DeVoss, Lamb then struck out the
next ten batters, 7 swinging, 3 on called third strikes.
Lamb struck out 17 batters in 7 innings and was the
losing pitcher giving up 1 earned run as Rancho
Cucamonga won by a 3-0 score.**

Earned Run Average:

Lowest Earned Run Average, Season:

- 1.30 **Bill Wegman, 1983 Stockton Ports**

Earned Runs Allowed:

Most Runs Allowed, Season:

- 189 **Arthur Williams, 1956 Bakersfield Boosters and Stockton Ports**

Most Runs Allowed, Game:

- 19 **Max Weekly, Modesto vs. Visalia (May 10, 1956) 8 innings**

Most Earned Runs Allowed, Season:

- 154 **Robert Oldham, 1996 Bakersfield Blaze (143 innings)**

Hits Allowed:

Most Hits Allowed, Season:

320 Tony Ponce, 1953 Ventura Oilers

Most Hits Allowed, Game:

23 Robert Dunn, Visalia vs. Modesto (May 2, 1957) 8 innings

Most Consecutive Innings Pitched Without Allowing a Hit:

17 Jack Heinen, 1951 San Jose Red Sox

9 inning no hitter vs. Stockton (August 20, 1951)

8 innings vs. Fresno (August 24, 1951)

Gene Rowland, first Fresno batter in top of 9th singled

Home Runs Allowed:

Most Home Runs Allowed, Season:

36 Vladimir Nunez, 1997 High Desert Mavericks

Most Home Runs Allowed, Game:

6 Norman Housley, Reno vs. Salinas (August 11, 1964)

6 Paul Stewart, Stockton vs. Lancaster (July 19, 1999)

Walks:

Most Walks, Season:

262 Steve Dalkowski, 1960 Stockton Ports

Most Walks, Game:

16 Ronald Stewart, Visalia vs. Modesto (July 14, 1971) 7.2 innings

Most Walks, Inning:

7 Held by six pitchers. Last tied by Robert Steinert, Bakersfield vs.
Rancho Cucamonga (June 23, 1996) 1st inning

Most Consecutive Walks:

7 Robert Kennedy, Modesto vs. Salinas (August 3, 1973) walked first seven
batters he faced in the 2nd inning

Runners Picked Off Base:

Most Runners Picked Off Base, Inning:

3 Eric Bauer, Reno vs. San Jose (May 20, 1986) 1st inning, all picked off
first base

Hit Batsmen:

Most Hit Batsmen, Season:

32 Robert Dunn, 1957 Visalia Redlegs

Most Hit Batsmen, Game:

5 Robert Meyer, Modesto vs. Fresno (August 1, 1960)

5 Chris Cole, Reno vs. San Jose (June 5, 1990)

Most Hit Batsmen, Inning:

3 Held by many players. Last tied by Marwin Vega, High Desert vs. Inland Empire (April 5, 2007-Opening Day) 2nd inning

Wild Pitches:

Most Wild Pitches, Season:

39 Thomas Bennett, 1999 Visalia Oaks

Most Wild Pitches, Game:

8 Raymond Gault, Bakersfield vs. Reno (April 24, 1978) 1.2 innings

Most Wild Pitches, Inning:

8 Raymond Gault, Bakersfield vs. Reno (April 24, 1978) 2nd Inning

Balks:

Most Balks, Season:

12 Mike Erb, 1988 Palm Springs Angels

Most Balks, Game:

4 Richard McIntyre, Modesto vs. San Jose (April 23, 1950)

4 Herbert Baxter, Modesto vs. San Jose (August 11, 1995)

4 Jeremy Ward, High Desert vs. San Jose (July 5, 1999) 3 in 2nd inning

PITCHERS' PERFECT GAMES:

Perfect Games (9 innings):

<u>#:</u>	<u>Year:</u>	<u>Pitcher, Team, Opponent and Date:</u>	<u>Score:</u>
1.	1983	Randolph Ramirez, Bakersfield vs. Stockton (August 3)	3-0
2.	1989	Rafael Valdez, Riverside vs. Reno (July 20)	1-0
3.	1999	Marcos Castillo, San Bernardino vs. Lake Elsinore (June 14)	4-0

Perfect Games (7 innings):

<u>#:</u>	<u>Year:</u>	<u>Pitcher, Team, Opponent and Date:</u>	<u>Score:</u>
1.	1973	Raymond Brown, San Jose vs. Modesto (August 28)	3-0

PITCHERS' NO-HIT GAMES:

No-Hit Games (9 innings) Complete Game:

<u>#:</u>	<u>Year:</u>	<u>Pitcher, Team, Opponent and Date:</u>	<u>Score:</u>
1.	1941	Charles Conklin, Santa Barbara vs. Anaheim (June 7)	4-0
2.	1947	John Hofmann, Visalia vs. Santa Barbara (May 8)	4-2
3.	1948	Frank Totaro, Stockton vs. Visalia (July 4)	18-0
4.	1950	Lauren Monroe, Stockton vs. Fresno (May 23)	5-2
5.	1951	Jack Heinen, San Jose vs. Stockton (August 20)	1-0
6.	1959	Mike Urrizola, Bakersfield vs. Fresno (May 3)	13-0
7.	1959	Gregory Jancich, Visalia vs. Bakersfield (August 21)	9-0
8.	1960	Gary Kroll, Bakersfield vs. Visalia (May 20)	1-0
9.	1961	Tommy Jones, Visalia vs. Bakersfield (June 25)	3-0
10.	1969	John Major, Lodi vs. Stockton (May 12)	1-0
11.	1973	Dennis Leonard, San Jose vs. Visalia (April 26)	2-0
12.	1974	William Rothan, Salinas vs. Fresno (July 3)	8-0
13.	1979	Dave LaPoint, Stockton vs. Reno (July 25)	4-0
14.	1980	Brian Snyder, San Jose vs. Modesto (June 24)	4-0
15.	1981	Richard Kranitz, Stockton vs. San Jose (August 30)	7-0
16.	1982	Brian Innis, Lodi vs. Visalia (July 21)	5-0
17.	1983	Tim Meeks, Lodi vs. Visalia (April 26)	3-0
18.	1983	Lou Marietta, San Jose vs. Visalia (June 28)	5-0
19.	1987	Joe Law, Modesto vs. Stockton (August 15)	1-0
20.	1989	Willie Banks, Visalia vs. Palm Springs (May 24)	1-0
21.	1991	Fili Martinez, Palm Springs vs. Bakersfield (May 25)	4-0
22.	1991	Mike Hampton, San Bernardino vs. Visalia (May 31)	6-0
23.	1994	Kym Ashworth, Bakersfield vs. San Jose (July 4)	6-0
24.	1997	Ted Lilly, San Bernardino vs. Lake Elsinore (May 10)	8-0
25.	2003	Jeff Francis, Visalia vs. Modesto (July 6)	6-0
26.	2007	Marlon Arias, Inland Empire vs. Bakersfield (May 9)	2-0

No-Hit Game (8 innings) Complete Game:

<u>#:</u>	<u>Year:</u>	<u>Pitcher, Team, Opponent and Date:</u>	<u>Score:</u>
1.	1953	Arthur Bielefeld, Stockton vs. San Jose (June 10)	0-1
Bielefeld retired the first 24 batters in order, first two batters in last half of the 9 th inning reached base on errors, the first runner scoring the winning run.			

No-Hit Games (7 innings) Complete Game (Continued Next Page):

<u>#:</u>	<u>Year:</u>	<u>Pitcher, Team, Opponent and Date:</u>	<u>Score:</u>
1.	1949	Lauren Monroe, Stockton vs. Modesto (April 24)	5-1
2.	1949	Armand Castro, Modesto vs. Stockton (July 24)	1-0
3.	1952	Hank Aguirre, Bakersfield vs. Ventura (September 1)	11-0
4.	1954	Terry Kniffen, Bakersfield vs. Salinas (June 27)	3-1
5.	1963	Johnny Ellen, Stockton vs. Bakersfield (June 30)	5-0
6.	1964	Ed Barnowski, Stockton vs. Reno (August 30)	3-0
7.	1965	Andy Shirrel, Fresno vs. Stockton (August 22)	1-0

No-Hit Games (7 innings) Complete Game (Continued):

<u>#:</u>	<u>Year:</u>	<u>Pitcher, Team, Opponent and Date:</u>	
8.	1967	Patrick Bayless, Bakersfield vs. Reno (June 21)	5-0
9.	1968	Michael Price, Bakersfield vs. Lodi (July 7)	0-1
10.	1969	Edwin Maras, Stockton vs. Fresno (June 1)	7-0
11.	1969	Bill Kirkpatrick, Stockton vs. Lodi (June 7)	1-0
12.	1969	Monty McMillan, San Jose vs. Reno (July 20)	1-0
13.	1970	Mark Ballinger, Reno vs. San Jose (July 19)	4-0
14.	1971	James Kern, Reno vs. San Jose (May 29)	2-0
15.	1973	Patrick Tatom, Salinas vs. Reno (May 20)	0-1
16.	1974	Richard Stumpp, Salinas vs. San Jose (June 1)	12-0
17.	1975	Dyain Frazier, Salinas vs. San Jose (July 4)	8-0
18.	1976	Thomas Baxter, Modesto vs. Salinas (May 2)	1-0
19.	1976	Steve Brisbin, Salinas vs. Fresno (August 18)	2-0
20.	1977	Michael Tennant, Lodi vs. Fresno (August 14)	3-0
21.	1983	Michael Cunningham, Lodi vs. Redwood (July 4)	2-0
22.	1984	Bob Kipper, Redwood vs. San Jose (June 10)	9-0
23.	1984	Ulises Sierra, Reno vs. Modesto (June 15)	2-0
24.	1987	Timothy Fortugno, Salinas vs. Modesto (August 12)	6-0
25.	1988	Paul Abbott, Visalia vs. Palm Springs (June 26)	3-0
26.	1991	Donald Vidmar, Palm Springs vs. Bakersfield (April 22)	2-0

No-Hit Games (6 innings) Complete Game:

<u>#:</u>	<u>Year:</u>	<u>Pitcher, Team, Opponent and Date:</u>	<u>Score:</u>
1.	1951	Glenn Hittner, Ventura vs. Stockton (July 1)	0-1
2.	1962	Darold Knowles, Stockton vs. San Jose (June 15)	0-3

No-Hit Games (10 innings) Combined Pitchers:

<u>#:</u>	<u>Year:</u>	<u>Pitchers, Team, Opponent and Date:</u>	<u>Score:</u>
1.	2010	Robert Donovan 5.2 innings, Edwin Walker 1.1 innings David Berner 0 innings, David Carpenter 2.0 innings Jose Trinidad 1.0 innings Lancaster vs. Lake Elsinore (August 25)	3-1

No-Hit Games (9 innings) Combined Pitchers (Continued Next Page):

<u>#:</u>	<u>Year:</u>	<u>Pitchers, Team, Opponent and Date:</u>	<u>Score:</u>
1.	1967	Louis Stephen 5 innings and Michael Mathwig 4 innings Santa Barbara vs. Stockton (August 9)	7-0
2.	1985	Richard Henning 7.1 innings and Ed Puikunas 1.2 innings Fresno vs. Bakersfield (April 18)	5-2
3.	1986	Enrique Burgos 7 innings and William Shanks 2 innings Ventura County vs. Visalia	2-0
4.	1987	Park Pittman 7 innings and Timothy O'Conner 2 innings Visalia vs. Palm Springs	1-0
5.	1989	Darrin Reichle 6 innings and William Marx 3 innings Riverside vs. Modesto (April 22)	5-0

No-Hit Games (9 innings) Combined Pitchers (Continued):

<u>#:</u>	<u>Year:</u>	<u>Pitchers, Team, Opponent and Date:</u>	
6.	2002	Boof Bonser 6 innings and R. D. Spiehs 3 innings San Jose vs. Rancho Cucamonga (May 5)	9-1
7.	2006	Patrick Green 6.2 innings and Jarod Plummer 2.1 innings High Desert vs. Inland Empire (August 21)	2-0
8.	2009	David Mixon 6 innings, Ryan Shaver 2 innings, Rafael Cova 1 inning San Jose vs. Inland Empire (September 3)	3-0
9.	2013	Kyle Hallock 5 innings and Luis Cruz 4 innings Lancaster vs. Stockton (May 12)	2-0
10.	2013	Daniel Winkler 7 IPS, Nelson Gonzalez 1 IP, Scott Oberg 1 IP Modesto vs. San Jose (June 24)	2-0
11.	2014	Josh Hader 6 innings, J. D. Osborne 2 innings, Daniel Minor 1 inning Bakersfield vs. Lancaster (May 13)	1-0
12.	2014	Tyler Pike 6 innings, Mike Bordonaro 2 innings, Blake Hauser 1 inn. High Desert vs. Rancho Cucamonga (May 28)	
13.	2016	Osmer Morales 5 IPS, Isaac Sanchez 2 IPS, Jake Zokan 2 IPS Bakersfield vs. Modesto (June 24)	3-0

No-Hit Games (7 innings) Combined Pitchers:

<u>#:</u>	<u>Year:</u>	<u>Pitchers, Team, Opponent and Date:</u>	<u>Score:</u>
1.	1961	Thomas Burrell 6 innings and Paul Chuma 1 inning Modesto vs. Fresno (July 9)	6-3
2.	1987	Sherman Collins 5 innings and Michael Munoz 2 innings Bakersfield vs. San Jose (August 12)	4-0
3.	1990	Michael Ignasiak 4 innings and Doug Henry 3 innings Stockton vs. San Jose (April 15)	6-3
4.	2017	Mitchell White 4 innings and Alex Hermeling 3 innings Rancho Cucamonga vs. Stockton (April 7)	4-0

No-Hit Games (6 innings) Combined Pitchers:

<u>#:</u>	<u>Year:</u>	<u>Pitchers, Team, Opponent and Date:</u>	<u>Score:</u>
1.	1982	Timothy Kammeyer 3 innings and Ronald Sylvia 3 innings Redwood vs. Bakersfield (May 6)	0-1

Nine Inning No-Hit Games-One Pitcher (No-Hitter lost in Extra Innings):

<u>#:</u>	<u>Year:</u>	<u>Pitcher, Team, Opponent and Date:</u>	<u>Score:</u>
1.	1953	Bud Watkins, Stockton vs. Modesto (June 13) Watkins pitched nine no-hit, no-run innings. First batter in the 10 th singled for the only hit of the game. Stockton won in the bottom of the 10 th inning.	1-0
2.	1964	Ed Barnowski, Stockton vs. Salinas (June 4) Barnowski pitched nine innings of no-hit ball. He was removed for a pinch hitter with the score tied 1-1. Stockton won the game in 10 innings.	3-2

Nine Inning No-Hit Games-Combined (No-Hitter lost in Extra Innings):

<u>#:</u>	<u>Year:</u>	<u>Pitcher, Team, Opponent and Date:</u>	<u>Score:</u>
1.	1988	Robert Rowen 6.2 innings and Atsushi Tagi 4.1 innings Fresno vs. Stockton (April 15) Rowen and Tagi combined to pitch no-hit ball for 11 innings. Stockton scored once in the sixth inning. Tagi gave up a hit to open the 12 th inning. Fresno won in 16 innings.	3-1
2.	1994	Nathan Bland 5 innings, Carlos Thomas 3 innings and Rich Linares 2 innings Bakersfield vs. Rancho Cucamonga (July 20) Bland, Thomas and Linares combined for a total of 10 no hit, no run innings. Kevin Pincavitch allowed one run, and one hit in the 11 th inning.	2-1

Seven Inning No-Hit Scheduled Game (No-Hitter lost after 7th Inning):

<u>#:</u>	<u>Year:</u>	<u>Pitcher, Team, Opponent and Date:</u>	<u>Score:</u>
1.	1980	Matthew Sutherland, Fresno vs. Lodi (July 27) Pitched no-hit ball for the scheduled 7 innings, gave up two hits in the 8 th inning.	1-2
2.	1984	William Scudder, Bakersfield vs. Reno (April 29) Pitched no-hit, no-run game for 8 innings. Surrendered two Hits in the 9 th and final inning.	1-0

Teams with No-Hit/Perfect Game Pitchers:

Stockton	14	Lodi	5	Palm Springs	2
Bakersfield	13	Fresno	4	Redwood	2
San Jose	8	Modesto	4	Riverside	2
Visalia	7	Reno	3	Santa Barbara	2
Salinas	6	San Bernardino	3	Ventura	2
		High Desert	2	Lancaster	1
				Rancho Cucamonga	1

Teams No-Hit or victims of Perfect Game Pitchers:

San Jose	11	Reno	7	Inland Empire	2
Stockton	10	Lake Elsinore	3	Anaheim	1
Modesto	9	Lodi	3	Lancaster	1
Visalia	8	Palm Springs	3	Redwood	1
Bakersfield	7	Rancho Cucamonga	3	Santa Barbara	1
Fresno	7	Salinas	3	Ventura	1

July 4th: Pitching Fireworks...Three No-Hitters!

1. 1948 Totaro, Stockton beats Visalia 18-0 (9 innings)
2. 1975 Frazier, Salinas beats San Jose 8-0 (7 innings)
3. 1994 Ashworth, Bakersfield beats San Jose 6-0 (9 innings)

CALIFORNIA LEAGUE ROLAIDS RELIEF MAN AWARD WINNERS:

*"A Tribute to The Door Slammers, The Rally Wreckers,
The Firemen, The Relief Pitcher"
(1976-2012)*

<u>Pitcher:</u>	<u>Year/Cal League Team:</u>	<u>Year/Major League Team:</u>
1. Rollie Fingers	1966 Modesto Reds	1977 San Diego Padres
2. Rollie Fingers	1966 Modesto Reds	1978 San Diego Padres
3. Jim Kern	1970-1971 Reno Silver Sox	1979 Texas Rangers
4. Rollie Fingers	1966 Modesto Reds	1980 San Diego Padres
5. Rollie Fingers	1966 Modesto Reds	1981 Milwaukee Brewers
6. Dennis Eckersley	1972-1973 Reno Silver Sox	1988 Oakland A's
7. Bryan Harvey	1986 Palm Springs Angels	1991 California Angels
8. Dennis Eckersley	1972-1973 Reno Silver Sox	1992 Oakland A's
9. Rod Beck	1989 San Jose Giants	1994 SF Giants
10. Jose Mesa	1986 Ventura County Gulls	1995 Cleveland Indians
11. John Wetteland	1986 Bakersfield Dodgers	1996 NY Yankees
12. Jeff Brantley	1985 Fresno Giants	1996 Cincinnati Reds
13. Keith Foulke	1995 San Jose Giants	2003 Oakland A's
14. F. Rodriguez	2000 Lake Elsinore Storm & 2001 Rancho Cucamonga Quakes	2006 Los Angeles Angels
15. F. Rodriguez	2000 Lake Elsinore Storm & 2001 Rancho Cucamonga Quakes	2008 Los Angeles Angels
16. Joe Nathan	1998 San Jose Giants	2009 Minnesota Twins
17. Rafael Soriano	2001 San Bernardino Stampede	2010 Tampa Bay Rays

California League Major League Batting Champions:

<u>Player:</u>	<u>Year/Cal League Team:</u>	<u>Year/Major League Team:</u>
1. Jose Altuve	2010 Lancaster JetHawks & 2011 Lancaster JetHawks	2017 Houston Astros 2016 Houston Astros 2014 Houston Astros
2. Buster Posey	2008 San Jose Giants 2009 San Jose Giants	2012 San Francisco Giants
3. Josh Hamilton	2002 Bakersfield Blaze	2010 Texas Rangers
4. Carlos Gonzalez	2006 Lancaster JetHawks	2010 Colorado Rockies
5. Derek Lee	1993 Rancho Cucamonga Quakes 1994 Rancho Cucamonga Quakes 1995 Rancho Cucamonga Quakes	2005 Chicago Cubs
6. Billy Mueller	1994 San Jose Giants	2003 Boston Red Sox
7. Gary Sheffield	1987 Stockton Ports	1992 San Diego Padres
8. George Brett	1972 San Jose Bees	1990 Kansas City Royals
9. Kirby Puckett	1983 Visalia Oaks	1989 Minnesota Twins
10. George Brett	1972 San Jose Bees	1980 Kansas City Royals
11. George Brett	1972 San Jose Bees	1996 Kansas City Royals

INDIVIDUAL FIELDING RECORDS:

Fielding Records (Season):

Highest Fielding Average (Season):

Position:	Pct.	Record Holder:	Year & Team:
1B	.998	Gabriel Jacobo	2010 Rancho Cucamonga Quakes
2B	.993	Cole Figueroa	2010 Lake Elsinore Storm
3B	.972	Patrick Cottrell	2006 Visalia Oaks
SS	.979	Brandon Wikoff	2010 Lancaster JetHawks
OF	1.000*	Micah Holst	2002 San Jose Giants
C	.998	Jose Trevino	2016 High Desert Mavericks
P	1.000+	Chad Zerbe	1995 San Bernardino Spirit

*232 Total Chances

+61 Total Chances

Most Putouts (Season):

Position:	Putouts:	Record Holder:	Year & Team:
1B	1,291	Dick Wilson	1953 Modesto Reds
2B	417	Mike Bellone	1956 Salinas Packers
3B	181	Frank Tornay	1948 Bakersfield Indians
3B	181	Ralph Wilcox	1952 Modesto Reds
SS	305	Harry Malmberg	1947 Bakersfield Indians
OF	371	Lucio Hague	1953 Bakersfield Indians
C	1,074	Bob Frate	1964 Modesto Colt 45's
P	34	Tony Freitas	1951 Modesto Reds

Most Assists (Season):

Position:	Assists:	Record Holder:	Year & Team:
1B	128	Steve Dunn	1991 Visalia Oaks
2B	501	Dennis Mantick	1976 Reno Silver Sox
3B	360	Harry Clements	1949 Stockton Ports
SS	507	William Figueroa	1953 Modesto Reds
OF	29	Bob Talbot	1947 Visalia Cubs
OF	29	Joe Simons	1954 Visalia Cubs
C	139	Islay Molina	1992 Reno Silver Sox
P	79	Earl Escalante	1947 San Jose Red Sox

Most Errors (Season):

Position:	Errors:	Record Holder:	Year & Team:
1B	45	Benjamin Taylor	1947 Santa Barbara Dodgers
2B	51	Ron Gifford	1948 Bakersfield Indians
2B	51	Peter Moody	1953 Modesto Reds
3B	60	Tim Cronin	1954 Channel Cities Oilers
SS	106	Thomas Perez	1948 Visalia Cubs
OF	25	Howie Goss	1955 Salinas Packers
C	32	Kenneth Thomas	1952 Stockton Ports
P	12	Bud Anderson	1978 Stockton Ports

Most Double Plays (Season):

Position:	DP's:	Record Holder:	Year & Team:
1B	153	Norval Rasmussen	1959 Reno Silver Sox
2B	120	Jayson Nix	2003 Visalia Oaks
3B	41	Frank Tornay	1948 Bakersfield Indians
SS	121	Gary Smith	1959 Reno Silver Sox
SS	121	Chico Ruiz	1959 Visalia Redlegs
OF	9	Shaun Cumberland	2006 Visalia Oaks
C	20	Gil Hawkins	1949 Ventura Yankees
C	20	Mike Matheny	1992 Stockton Ports
P	10	Steve Sparks	1991 Stockton Ports

Catcher: Most Passed Balls (Season):

51	Jeff Newman	1972 Reno Silver Sox
----	-------------	----------------------

Catcher: Most Caught Stealing (Season):

90	Hideyuki Yasuda	1991 Salinas Spurs
----	-----------------	--------------------

Catcher: Highest Percentage Caught Stealing (Season):

.526	Hideyuki Yasuda	1991 Salinas Spurs
------	-----------------	--------------------

(90 caught stealing, 81 stolen bases)

First Baseman: Most Triple Plays (Season):

4	Norval Rasmussen	1959 Reno Silver Sox
---	------------------	----------------------

Fielding Records (Game):

Most Putouts (Game):

Position:	Putouts:	Record Holder:	Team, Opponent & Date:
1B	22	Frank Stinson	Anaheim vs. Fresno (6/18/41)
2B	15	Hayden Greer	Santa Barbara vs. Fresno (6/18/42)
2B	15	Ron Boone	Modesto vs. San Jose (7/15/51)
3B	7	Otis Tramble	Salinas vs. Stockton (6/17/83)
SS	10	William Gifford	Visalia vs. Bakersfield (5/30/75)
OF	11	Fred May	Merced vs. Santa Barbara (5/16/41)
OF	11	Mario Mendez	High Desert vs. Rancho Cucamonga (6/23/04)
C	22	William Boyce	Salinas vs. Santa Barbara (5/20/64)
P	6	Keith Morrison	Palm Springs vs. High Desert (7/18/93)

Most Assists (Game):

Position:	Assists:	Record Holder:	Team, Opponent & Date:
1B	7*	Eric Brock	Bakersfield vs. Fresno (7/12/84)
2B	12	Ron Koenigsfeld	Stockton vs. Modesto (8/11/80)
2B	12	Trey Brooks	Salinas vs. Fresno (8/25/82)
2B	12	Edgar Alfonzo	Palm Springs vs. Modesto (6/2/89)
3B	11	Harry Clements	Stockton vs. San Jose (7/27/48)
SS	12	Stanley Stewart	Ventura vs. Fresno (7/16/53)
SS	12	Ramon Martinez	High Desert vs. Rancho Cucamonga (6/23/93)
OF	4	Guido Falappino	Visalia vs. Fresno (1947)
OF	4	Theodore Harder	Fresno vs. San Jose (9/4/49)
OF	4	Bucky Kahler	Salinas vs. San Jose (6/5/56)
C	6+	Brian Foster	High Desert vs. Rancho Cucamonga (7/11/03)
P	9	Dean Kincammon	Modesto vs. San Jose (9/3/48)
P	9	Vaughn Stedman	Salinas vs. Stockton (5/21/57)

*14 inning game, but all 7 assists were recorded in the first 9 innings of the game.

+Accomplished 7 times, last by...

Most Errors (Game):

Position:	Errors:	Record Holder:	Team, Opponent & Date:
1B	4	Eugene Bryant	Merced vs. San Bernardino (5/19/41)
2B	5	Tony Asaro	Modesto vs. Bakersfield (5/6/56)
2B	5	Edward Wheeler	Modesto vs. Reno (8/29/72)
3B	5	Leo Alarid	San Jose vs. Ventura (8/25/53)
3B	5	Claude Westmoreland	Lodi vs. Reno (8/13/76) 1 st game
3B	5	Ron Harrison	San Jose vs. Reno (7/14/86)
SS	6	Bob Chesnes	San Jose vs. Bakersfield (6/4/42)
SS	6	James Watson	Modesto vs. San Jose (4/30/48)
SS	6	Russell Vanderziel	Fresno vs. Bakersfield (7/15/61)
OF	4	Craig Adams	Redwood vs. Stockton (4/30/80)
C	4*	Obispo Brito	Mudville vs. Bakersfield (5/29/00)
P	4+	Kevin Pincavitch	Bakersfield vs. Modesto (4/14/94)

*Accomplished 5 times, last by...

+Accomplished 5 times, last by...

Most Double Plays (Game):

Position:	DP's:	Record Holder:	Team, Opponent & Date:
1B	6	Steven Rametta	Bakersfield vs. Fresno (5/15/79)
1B	6	John Deutsch	Bakersfield vs. Reno (8/1/92)
1B	6	John Swanson	Palm Springs vs. Stockton (6/27/93)
2B	6	Dan Daniel	Bakersfield vs. Fresno (5/15/79)
3B	4	Graham Conklin	Modesto vs. Fresno (5/27/84)
3B	4	Mauricio Gonzalez	Bakersfield vs. Stockton (7/26/96)
SS	5*	Jhonny Caravajal	San Jose vs. Mudville (7/30/01)
OF	3	Thomas Perez	Visalia vs. Santa Barbara (6/14/49)
OF	3	Robert Wilson	San Jose vs. Ventura (7/11/49)
C	4	Matthew Ceriani	Mudville vs. Visalia (8/5/00)
P	3	Peter Hernandez	Visalia vs. Modesto (8/14/55)

*Accomplished 15 times, last by...

Catcher: Most Passed Balls (Game):

9 Elvis de la Rosa

Visalia vs. Bakersfield (7/8/96)

Catcher: Most Caught Stealing (Game):

6 Todd Johnson

Bakersfield vs. San Bernardino (6/30/96)

First Baseman: Fewest Putouts (Game):

0 Guillermo Montanez

Modesto vs. Reno (8/11/68)
(2nd game/7 innings)

First Baseman: Most Unassisted Double Plays (Game):

2 Wes Kent San Jose vs. Visalia (5/26/84)

Consecutive Errorless Games:

Consecutive Errorless Games, First Baseman:

**62 Don Engbers, Fresno 6/14/64 thru 8/5/64
442 putouts, 44 assists, 39 double plays**

Consecutive Errorless Games, Second Baseman:

**67 Matthew Howard, Bakersfield 6/6/91 thru 8/13/91
141 putouts, 228 assists, 64 double plays**

Playing All 9 Positions in a Game:

Melvin Mercedes, Stockton 9/3/2016 vs. Bakersfield at Stockton

**3B (1st Inning), SS (2nd Inning), 2B (3rd Inning), 1B (4th Inning), C (5th Inning),
LF (6th Inning), CF (7th Inning), RF (8th Inning), P (9th Inning).**

At Bat: 4 At Bats, 1 Run Scored, 1 Hit (Double)

Led off the bottom of the first with a double and scored first run of the game.

On the Mound: 1 Inning Pitched, 0 Runs, 0 Hits, 2 Strikeouts, 1 Walk

Struck out Chantz Mack swinging

Walked Jay Brown

Struck out Kyle Petty swinging

Joe DeCarlo popped out to catcher in foul territory to end the inning.

In the Field: No Errors. Started One Double Play (5-4-3 in the first inning).

Behind the Plate: 1 Passed Ball. Records Putout as Catcher on 1 Strikeout.

Final Score: Stockton 8 Bakersfield 3.

Attendance: 4,114

Promotion: Melvin "The Machine" Mercedes Will Play all 9 Positions.

(Playing All 9 Positions in a Game (Continued)):

River Stevens, Lake Elsinore 9/4/2017 Lake Elsinore at Rancho Cucamonga

**LF (1st Inning), CF (2nd Inning), RF (3rd Inning), 3B (4th Inning), SS (5th Inning),
2B (6th Inning), 1B (7th Inning), P and C (8th Inning).**

At Bat: 4 At Bats, 0 Runs, 0 Hits, 1 Strikeout

On the Mound: 0 Innings Pitched, Faced Three Batters

Gave up a single to Ibandel Isabel

Walked Jose Brizuela

Walked Brant Whiting

In the Field: No Errors. 1 Putout in RF, 1 Putout at 1B.

Behind the Plate. Records Putout as Catcher on 1 Strikeout.

Final Score: Rancho Cucamonga 2 Lake Elsinore 0.

Attendance: 1,436

SERVICE:

Most Years Played in League:

**9 Dick Wilson, Visalia (1949), Modesto (1950-1953), San Jose (1954)
Bakersfield (1956-1957 and 1960)**

Most Clubs Played for in League:

**5 Earl Escalante, San Jose (1942 and 1947), Modesto (1946),
Bakersfield (1949-1950), Stockton (1951), Salinas (1954)
5 Robert Lee, Modesto (1946-1949), Visalia (1948), Stockton (1949),
San Jose (1951), Ventura (1951)**

Most Games Played, Lifetime:

**1,034 Fred Monge, Santa Barbara (1947-1949 and 1951-1952), Bakersfield (1953),
Channel Cities (1954), Visalia (1955)**

Most Consecutive Games Played:

281 Harry Malmberg, Bakersfield (1947-1948)

MANAGER'S RECORDS:

Most Years Managed in League:

**11 Lenn Sakata, Modesto (1989), San Jose (1999), Bakersfield (2000),
San Jose (2001), San Jose (2004-2007), Modesto (2012-2013)
San Jose (2014)**

Most Career Wins in League:

757 Lenn Sakata, Modesto (1989), San Jose (1999), Bakersfield (2000)
San Jose (2001), San Jose (2004-2007), Modesto (2012-2013)
San Jose (2014)

Most Consecutive Winning Seasons:

8 Lenn Sakata, San Jose (1999), Bakersfield (2000), San Jose (2001)
San Jose (2004-2007), Modesto (2012)

Most Consecutive Winning Half Seasons:

13 Lenn Sakata, San Jose (1999-Both Halves), Bakersfield (2000-Both Halves),
San Jose (2001-Both Halves), San Jose 2004-2006 Both Halves),
San Jose (2007-First Half)

Most California League Championships (Playoffs):

3 Lenn Sakata, San Jose (2001, 2005, 2007)

Most Playoff Appearances:

8 Lenn Sakata, San Jose (1999), Bakersfield (2000), San Jose (2001)
San Jose (2004-2007), Modesto (2012)

Most Playoff Series Won:

10 Lenn Sakata, San Jose (2 in 1999), San Jose (1 in 2001), San Jose 1 in 2004),
San Jose (2 in 2005), San Jose (2 in 2007), Modesto (2 in 2012)

Most Playoff Games Won:

33 Lenn Sakata, San Jose (7 in 1999), Bakersfield (1 in 2000)
San Jose (2 in 2001), San Jose (4 in 2004), San Jose (6 in 2005),
San Jose (2 in 2006), San Jose (6 in 2007), Modesto (5 in 2012)

Most California League Pennants (Best Regular Season Record):

3 Andy Skeels, San Jose (2009, 2011 and 2013).

Most Consecutive California League Pennants (Best Regular Season Record):

2 Dave Huppert, Stockton (1988, 1989)
Lenn Sakata, San Jose (2005, 2006)

Most Half Season Titles:

7 Lenn Sakata, Bakersfield (2000 Second Half),
San Jose (2001 First and Second Half),
San Jose (2005 First Half)
San Jose (2006 First Half)
San Jose (2007 First Half)
Modesto (2012 Second Half)

MANAGING
WORLD SERIES AND CALIFORNIA LEAGUE CHAMPIONSHIPS:

Bruce Bochy:	California League	1991 High Desert Mavericks
	Major League Baseball	2010 San Francisco Giants
	Major League Baseball	2012 San Francisco Giants
	Major League Baseball	2014 San Francisco Giants

California League Championships By Major League Affiliates:

<u>Major League Team:</u>	<u>Titles:</u>
Brooklyn/Los Angeles Dodgers	12
San Francisco Giants	11.5
St. Louis Cardinals	6
Kansas City/Oakland A's	5
California/Los Angeles Angels	5
San Diego Padres	4.5
Baltimore Orioles	4
Milwaukee Brewers	4
Seattle Mariners	4
Minnesota Twins	3
Boston/Milwaukee Braves	2
Houston Astros	2
New York Yankees	2
Arizona Diamondbacks	1
Boston Red Sox	1
Cincinnati Reds	1
Cleveland Indians	1
Florida Marlins	1
New York Mets	1
Texas Rangers	1
Oakland Oaks (Pacific Coast League	1
Independent	1

GENERAL TEAM RECORDS:

Games Won/Games Lost:

Full Season, Most Games Won:

- 104 1955 Fresno Cardinals (147 game schedule)
- 97 1961 Reno Silver Sox (140 game schedule)
- 97 1978 Visalia Oaks (140 game schedule)

Full Season, Fewest Games Won:

- 33 1987 San Jose Bees

Full Season, Most Games Lost:

- 109 1987 San Jose Bees

Full Season, Fewest Games Lost:

- 40 1994 Modesto A's

Half Season, Most Games Won:

- 55 1955 Stockton Ports (First Half) 75 Game Schedule
- 53 1984 Redwood Pioneers (Second Half) 70 Game Schedule

Half Season, Fewest Games Won:

- 11 1987 San Jose Bees (Second Half)

Half Season, Most Games Lost:

- 60 1987 San Jose Bees (Second Half)

Half Season, Fewest Games Lost:

- 17 1984 Redwood Pioneers (Second Half)

Most Consecutive Games Won:

- 26 1947 Stockton Ports (June 4 through July 1) Ended by Bakersfield Indians on July 2nd, 1947 by a 10-7 score.

Most Consecutive Games Won, Start of the Season:

- 10 1978 Visalia Oaks (April 13 through April 23) Ended by Lodi Dodgers on April 26, 1978 by an 8-4 score.
- 10 2009 Visalia Oaks (April 9 through April 18) Ended by Modesto Nuts April 19, 2009 by a 10-2 score.

Most Consecutive Games Lost:

- 22 1996 Bakersfield Blaze (August 9 through September 1, end of the season)

Most Consecutive Games Lost, Start of the Season:

10 1979 Santa Clara Padres (April 12 through April 22) Defeated Fresno 17-5 on April 23, and then lost next 11 games for a 1-21 record.

Championships:

Most Championships Won:

11 Stockton Ports (1946, 1947, 1963, 1965, 1969, 1980, 1986, 1990
1992, 2002, 2008)

11 Fresno (Fresno Cardinals 1941, 1948, 1952, 1955, 1956)
(Fresno Giants 1958, 1964, 1968, 1974, 1985, 1987)

Most Consecutive Championships Won:

2 Stockton Ports, 1946 & 1947
2 Fresno Cardinals, 1955 & 1956
2 Reno Silver Sox, 1960 & 1961
2 Reno Silver Sox, 1975 & 1976
2 San Bernardino Stampede 1999 & 2000
2 San Jose Giants 2009 & 2010

Attendance:

Highest Regular Season Attendance, League:

1997 2,061,889 (Average of 2,988 per opening)

Highest Attendance Season, Including Playoffs, League:

1997 2,102,852

Highest Attendance, Playoffs, League:

1996 41,076 (Seventeen games)

1987 36,688 (Ten games)

Highest Paid Attendance, Single Date, California League Stadium, Regular Season:

July 4, 1998 12,876 San Bernardino at Lake Elsinore

Highest Paid Attendance, Single Date, Any Stadium, Regular Season:

July 4, 1981 37,665 Redwood-Reno played at San Diego's Jack Murphy Stadium during major league work stoppage. A record paid attendance for any Class "A" game.

Highest Paid Attendance, Single Date, Playoffs:

September 2, 1987 6,959 Stockton at Reno

Highest Paid Attendance, Team, Regular Season:

1995 446,146 Rancho Cucamonga Quakes

Highest Paid Attendance, Team, Playoffs:

1987 27,384 Reno Silver Sox (Four Games)

Length of Game:

Longest Game, Innings:

23 innings Reno 6 at Lodi 5 (August 31, 1966)

Longest Game, Time (Two Days):

7 hours 34 minutes High Desert 7 at Stockton 6 (June 4 & 5, 2009) 21 innings
Game stopped by Umpires due to midnight curfew after 14 innings with the score tied at 4-4. Each team scored a single run in the 17th inning. Play resumed at 6:05 p.m. the next evening before the regular scheduled game.

Longest Game, Time (One Day):

6 hours, 19 minutes San Jose 8 at Riverside 5 (May 22, 1988) 21 innings.

Longest 9 inning Game:

4 hours, 55 minutes Inland Empire 24 Bakersfield 19 (April 16, 2011)

Longest Shutout, Innings:

21 innings San Bernardino 1 at San Jose 0 (May 12-13, 1995)

Longest Doubleheader Shutout, Innings:

23 innings Reno 3 at Lodi 0 16 innings (First Game)
Reno 1 at Lodi 0 7 innings (Second Game) July 3, 1969

Fastest Time, 9 inning Game:

1 hour, 15 minutes San Jose at Santa Barbara (June 27, 1942)

Fastest Time, 7 inning Game:

50 minutes Fresno at San Jose (April 21, 1983) Second Game

TEAM BATTING RECORDS:

Batting Average:

Highest Batting Average, Season:

.308 1977 Lodi Dodgers (4791 At Bats, 1475 Hits = .3078)
.308 2017 Lancaster JetHawks (4936 At Bats, 1519 Hits = .3077)
(Note, with one more hit in their 5,490 Plate Appearances, the JetHawks average would have been .3079)

Lowest Batting Average, Season:

.207 1987 San Jose Bees

Lowest Batting Average to Lead League:

.259 1967 Fresno Giants

At Bats:

Most At Bats, Season:

5106 2005 High Desert Mavericks

Most At Bats, Game:

60 Lake Elsinore vs. High Desert (June 28, 2009)

Most Batsmen Facing Pitcher, Inning:

24 Fresno vs. Bakersfield (August 19, 1950) 3rd inning

Runs:

Most Runs, Season:

1081 2007 Lancaster JetHawks
1048 1955 Fresno Cardinals

Most Runs, Game, One Team:

34 Fresno vs. Ventura (May 23, 1947)

Most Runs, Game, Two Teams:

51 Lake Elsinore 33 vs. High Desert 18 (June 28, 2009)

Most Runs, Inning:

19 Fresno vs. Bakersfield (August 19, 1950) 3rd inning

Most Runs, First Inning:

14 Lake Elsinore vs. Stockton (August 25, 1996)

Scoring in Every Inning (All Nine Innings of Game):

San Jose vs. Bakersfield (June 30, 2008) San Jose 12 Bakersfield 2
San Jose scored in all 9 innings, with single runs in
Innings 1, 2, 3, 5, 6, 7 and 9. 3 runs in Inning 4. 2 runs in Inning 8.

Rancho Cucamonga vs. High Desert (July 5, 2010)

Rancho Cucamonga 23 High Desert 8
Rancho Cucamonga scored in all 9 innings, with single runs in
Innings 2, 5, 6 and 9. 2 runs in Inning 7.
4 runs in Innings 3, 4 and 8. 5 runs in Inning 1.

Scoring in Every Inning (All Eight Innings Team Batted in Game)

Lancaster vs. Visalia (April 20, 2001) Lancaster 17 Visalia 5

Lake Elsinore vs. Inland Empire (June 4, 2011)

Lake Elsinore 10 Inland Empire 7

High Desert vs. Inland Empire (June 3, 2012)

High Desert 21 Inland Empire 7

Most Consecutive Innings Without Scoring a Run:

44 1990 Modesto A's (April 8th inning through April 15 2nd Inning)

Hits:

Most Hits, Season:

1547 2012 High Desert Mavericks

Most Hits, Game:

32 Lake Elsinore vs. High Desert (June 28, 2009)

Most Consecutive Hits:

10 Reno vs. Stockton, (June 27, 1962) 1st inning

10 Rancho Cucamonga vs. San Jose, (July 4, 2000) 1st inning with one out

Fewest Hits, 9 Inning Game, Both Teams:

2 Reno (1) vs. Modesto (1) (August 18, 1984) Final Score Modesto 6 Reno 2

Fewest Hits, 7 Inning Game, Both Teams:

1 Stockton (1) vs. Lodi (0) (June 6, 1969) First Game. Bill Kirkpatrick of
Stockton pitched a 7 inning no-hitter. Richard Johnson of
Lodi allowed only one hit, a double by the first batter of the
Game, Leon Brown, who scored following a walk, a passed
Ball and a fielder's choice.

Most Singles, Game:

23 San Jose vs. Lodi (June 9, 1974)

Total Bases:

Most Total Bases, Season:

2580 2007 Lancaster JetHawks

2557 2005 High Desert Mavericks

Most Total Bases, Game:

63 Lancaster vs. Lake Elsinore (August 15, 1999) 12 1B, 5 2B, 3 3B & 8 HR

Doubles:

Most Doubles, Season:

354 2004 Modesto A's

Most Doubles, Game:

11 High Desert vs. Bakersfield (May 23, 2000)

11 Lake Elsinore vs. High Desert (June 28, 2009)

11 Stockton vs. Bakersfield (June 15, 2010)

Triples:

Most Triples, Season:

83 1956 Fresno Cardinals

Most Triples, Game:

6 Stockton vs. Ventura County (July 11, 1986)

Home Runs:

Most Home Runs, Season:

217 2007 Lancaster JetHawks

203 2005 High Desert Mavericks

Most Home Runs, Game:

8 Modesto vs. San Jose (August 14, 1999) eight different batters

8 Lancaster vs. Lake Elsinore (August 15, 1999)

8 Lancaster vs. High Desert (May 31, 2015)

Most Home Runs, Game, Two Teams:

11 Bakersfield (7) vs. Reno (4) (August 26, 1962)

11 Stockton (7) vs. Lancaster (4) (June 5, 2013 at Stockton).

11 Lancaster (8) vs. High Desert (3) (May 31, 2015 at High Desert)

Most Home Runs, Inning:

- 5 Modesto vs. Visalia (June 26, 1954) 2nd Inning (Gus Suhr, Jr 2, Ed Fairman, Frank Kerr and Herman Reich. Fairman, Kerr and Reich were consecutive)
- 5 Inland Empire vs. High Desert (August 17, 2014 at High Desert. 1st Inning. Chad Hinshaw (2 run homer), Alex Albritton (3 run homer) Zach Wright (2 run homer), Sherman Johnson (Solo homer) Dennis Raben (2 run homer).
(Inland Empire scored 10 runs in the first inning, all on the five home runs. Wright and Johnson were consecutive)

Most Consecutive Home Runs:

- 4 Salinas vs. Santa Barbara (June 19, 1965) Roy Kuhl, Frank DeCastris, Gary Boyd and Gary Oring. First three off Larry Griffith, Fourth off Glen Davis

Runs Batted In:

Most RBIs, Season:

- 1008 2007 Lancaster JetHawks
893 1955 Fresno Cardinals

Most RBIs, Game:

- 31 Lake Elsinore vs. High Desert (June 28, 2009)

Stolen Bases:

Most Stolen Bases, Season:

- 371 1974 San Jose Bees

Most Stolen Bases, Game:

- 15 Modesto vs. Fresno (May 26, 1977)

Most Times Caught Stealing, Game:

- 8 San Bernardino vs. Bakersfield (June, 30, 1996)

Sacrifice Hits/Flies:

Most Sacrifice Hits, Season:

- 132 1950 San Jose Red Sox
132 1952 Stockton Ports
132 1954 Channel Cities Oilers

Most Sacrifice Hits, Game:

6 Stockton vs. Modesto (July 9, 1950)

6 Modesto vs. Salinas (May 23, 1954)

Most Sacrifice Flies, Season:

73 1956 Fresno Cardinals

Most Sacrifice Flies, Game:

5 Reno vs. Modesto (August 3, 1959)

5 Bakersfield vs. San Jose (May 17, 1964)

Walks:

Most Walks, Season:

890 1949 Bakersfield Indians

Hit Batsmen:

110 1997 Lancaster JetHawks

Strikeouts:

Most Strikeouts, Season:

1372 2013 Modesto Nuts

Fewest Strikeouts, Season:

470 1946 Stockton Ports

Runners Left On Base:

Most Runners Left on Base, Season:

1378 1949 Ventura Braves

Most Runners Left on Base, Game:

21 San Jose vs. Rancho Cucamonga (May 17, 1995) San Jose lost 6-4 while leaving bases loaded five times, and at least one runner on base every inning.

Fewest Runners Left on Base, Game:

1 Stockton (1) vs. Lodi (0), (June 6, 1969) First Game, 7 innings

TEAM PITCHING RECORDS:

Earned Run Average:

Lowest Earn Run Average, Season:

2.62 1967 San Jose Bees

Highest Earned Run Average, Season:

6.77 1996 Bakersfield Blaze

Shutouts:

Most Shutouts, Season:

23 1982 Modesto A's

Most Consecutive Shutouts:

3 1984 Redwood Pioneers, June 27-28 vs. Salinas and June 29 vs: Lodi

3 1995 Lake Elsinore Storm, May 17-18 vs. High Desert and May 19 vs. Riverside

3 1995 San Jose Giants, August 29, 30, 31 vs. Bakersfield

3 1996 San Jose Giants, August 8, 9, 11 (First Game) vs. Stockton

3 2000 Visalia Oaks, June 5-6 vs. Bakersfield and June 7 vs. San Bernardino

3 2009 San Jose Giants, April 10, 11, 12 vs. Stockton

Most Consecutive Shutout Innings:

36 1984 Redwood Pioneers, Last 5 innings vs. Salinas (June 26), 9 innings vs. Salinas (June 27, 28), 9 innings vs. Lodi (June 29) And first 4 innings vs. Lodi (June 30)

Longest Shutout Game, Innings:

21 San Bernardino (1) vs. San Jose (0), (May 12-13, 1995)

Longest Doubleheader Shutout, Innings:

23 Reno vs. Lodi (July 3, 1969) Reno won first game 3-0 in 16 innings and won second game 1-0 in 7 innings

Strikeouts:

Most Strikeouts, Season:

1423 1970 Bakersfield Dodgers

Most Strikeouts, Game:

22 Salinas vs. Santa Barbara (May 20, 1964) Davey 20, Criner 1, Parker 1

Most Strikeouts, Game, Two Teams:

- 32 Bakersfield (19) Kroll 19 vs. Fresno (13) Hands (August 5, 1960)
32 Bakersfield (16) Gregory 15, Dorn 1 vs. Fresno (16) DeLong 16 (May 9, 1969)
32 Modesto (16) Durham 16 vs. San Jose (16), Houston 5, Wright 11
(June 13, 1971)

Most Strikeouts, Extra Inning Game:

- 30 Lodi (Lance 10, Cook 19, Elison 1) vs. Reno (August 31, 1966) 23 innings
29 San Jose (Olivares 18, Leal 9, Contreras 2) vs. Bakersfield (July 23, 1967)
second game, 15 innings

Most Strikeouts, Extra Inning Game, Two Teams:

- 53 Lodi 30 (Lance 10, Cook 19, Elison 1) vs. Reno 23 (Edwards 6, Miller 15,
Pressley 2) August 31, 1966, 23 innings

Walks:

Most Walks, Season (No records kept before 1974):

- 851 1979 Santa Clara Padres

Most Walks, Game:

- 22 Modesto (Sinner 7, Furibondo 5, Anderson 10) vs. San Jose, (July 18, 1952)

Most Walks, Game, Both Teams:

- 34 Modesto 22 (Sinner 7, Furibondo 5, Anderson 10) vs. San Jose 12 (Casale 6,
Schulte 6) July 18, 1952

Most Walks, Inning:

- 10 Lodi (Hoyles 6, Bowie 4), vs. Reno, (April 26, 1973) 1st inning

Most Consecutive Walks:

- 7 Lodi (Hoyles 6, Bowie 1) vs. Reno (April 26, 1973)
7 Modesto (Kennedy 7) vs. Salinas (August 3, 1973) 2nd inning
7 Reno (Visor 4, Marsh 3) vs. Stockton (June 1, 1986) 2nd game, 2nd inning

Home Runs:

Most Home Runs Allowed, Season (No Records kept before 1974):

- 198 2007 High Desert Mavericks

Hit Batsmen:

Most Hit Batsmen, Season (No Records kept before 1974):

- 126 2007 High Desert Mavericks

Wild Pitches:

Most Wild Pitches, Season (No records kept before 1974):

- 169 1988 Modesto A's

TEAM FIELDING RECORDS:

Fielding Percentage:

Highest Fielding Percentage, Season:

.981 2014 Stockton Ports

Lowest Fielding Percentage, Season:

.925 1946 Visalia Cubs

Lowest Fielding Percentage to Lead League, Season:

.947 1946 Stockton Ports

Putouts:

Most Putouts, Season:

3849 1955 San Jose Red Sox

3849 2001 San Bernardino Stampede

Assists:

Most Assists, Season:

1798 1981 Lodi Dodgers

Most Assists, Game:

25 Bakersfield vs. Lodi (May 2, 1982)

25 Visalia vs. Salinas (May 15, 1982)

Most Assists, Game, Two Teams:

41 Bakersfield (22) vs. Stockton (19), August 3, 1984

Fewest Assists, Game:

- 0 Modesto vs. Stockton (May 31, 1967) 8 innings (10 strikeouts, the remaining 14 on fly balls or pop-ups, no ground balls)**
- 0 Modesto vs. Reno (August 11, 1968) 2nd game-7 innings (9 strikeouts, the remaining 12 on fly balls or pop-ups, no ground balls)**
- 0 Modesto vs. Rancho Cucamonga (August 30, 2002) 9 innings (14 strikeouts, the remaining 13 on fly balls, line drives or pop-ups, no ground balls)**

Errors:

Most Errors, Season:

383 1946 Visalia Cubs

Fewest Errors, Season:

97 2014 Stockton Ports

Most Errors, Game:

15 Merced vs. San Bernardino (May 19, 1941)

Double Plays:

Most Double Plays, Season:

170 1959 Reno Silver Sox

170 1985 Visalia Oaks

170 2005 High Desert Mavericks

Most Double Plays, Game:

7 Palm Springs vs. Stockton (July 27, 1993)

Triple Plays:

Most Triple Plays, Season:

4 1959 Reno Silver Sox

Most Triple Plays, Game:

2 Lodi vs. Fresno (July 25, 1978)

First Inning: With Tom Runnels on 3rd base, Tom Anthony on 2nd base and Bob Brenly on 1st base, the batter Jim Rothford lined out to Shortstop Don Ruzek. Ruzek threw to secondbaseman John Shoemaker to retire Anthony who was off the base, and Shoemaker threw to first baseman George Kaage to retire Brenly.

Fifth Inning: With Brenly on 2nd base and Rothford on 1st base, Bill Young Grounded to thirdbaseman Harold Drake, who stepped on 3rd, To force Brenly. Drake threw to Shoemaker to force Rothford And Shoemaker threw to Kaage who tagged 1st before Young Could reach the base.

**Last California League Players to Win Major League Gold Gloves
at Each Position:**

Pos.	Player:	Year/California League Team:	<u>Last Year GG Won in MLB</u>
C-	Tucker Barnhart	2012 Bakersfield Blaze	2017
1B-	Paul Goldschmidt	2010 Visalia Rawhide	2017
2B-	Joe Panik	2012 San Jose Giants	2016
SS-	Brandon Crawford	2009/2010/2011 San Jose Giants	2017
3B-	Nolan Arenado	2011 Modesto Nuts	2017
3B-	Evan Longoria	2007 Visalia Oaks	2017
LF-	Carolos Gonzalez	2006 Lancaster JetHawks	2013
CF	Ender Inciarte	2012 Visalia Rawhide	2017
RF-	Kole Calhoun	2011 Inland Empire 66ers	2015
P-	Dallas Keuchel	2010 Lancaster JetHawks	2016

**California League Winners of the
League Championship (LCS) Most Valuable Player Awards:**

<u>Year: Player:</u>	<u>League, MLB Team:</u>	<u>Year: Cal League Team:</u>
1. 2017 Chris Taylor	NLCS L. A. Dodgers	2011 High Desert Mavericks
1. 2014 Madison Bumgarner	NLCS S. F. Giants	2009 San Jose Giants
2. 2011 Nelson Cruz	ALCS Texas Rangers	2004 Modesto A's
3. 2011 David Freese	NLCS S. L. Cardinals	2007 Lake Elsinore Storm
4. 2010 Josh Hamilton	ALCS Texas Rangers	2002 Bakersfield Blaze
5. 2005 Paul Konerko	ALCS Chic. White Sox	1995 San Bernardino Spirit
6. 2002 Benito Santiago	NLCS S. F. Giants	1984 Reno Padres
7. 2001 Craig Counsell	NLCS Arizona D'backs	1993 Central Valley Rockies
8. 2000 Mike Hampton	NLCS New York Mets	1991 San Bernardino Spirit
		1992 San Bernardino Spirit
9. 1998 David Wells	ALCS N. Y. Yankees	1986 Ventura County Gulls
10. 1992 Roberto Alomar	ALCS Tor. Blue Jays	1986 Reno Padres
11. 1991 Kirby Puckett	ALCS Minnesota Twins	1983 Visalia Oaks
12. 1989 Will Clark	NLCS S. F. Giants	1985 Fresno Giants
13. 1989 Rickey Henderson	ALCS Oakland A's	1977 Modesto A's
14. 1988 Dennis Eckersley	ALCS Oakland A's	1972 Reno Silver Sox
		1973 Reno Silver Sox
15. 1987 Jeffrey Leonard	NLCS S. F. Giants	1975 Bakersfield Dodgers
		1976 Lodi Dodgers
16. 1985 George Brett	ALCS K. C. Royals	1972 San Jose Bees
17. 1983 Gary Matthews	NLCS Phil. Phillies	1970 Fresno Giants
18. 1980 Frank White*	ALCS K C. Royals	1972 San Jose Bees

*First ALCS Most Valuable Player

YEARLY LEADERS: BATTING AVERAGE

<u>Year:</u>	<u>Avg.</u>	<u>Player and Team:</u>	<u>Year:</u>	<u>Avg.</u>	<u>Player and Team:</u>
1941	.344	Bud Clancy, Santa Barbara	1981	.379	Kent Hrbek, Visalia
1942	.357	Sal Taormina, San Jose	1982	.376	Kevin McReynolds, Reno
1946	.380	Alfonso Prieto, Bakersfield	1983	.341	Dave Klipstein, Stockton
1947	.364	Lou Vezelich, Fresno	1984	.351	Rickey Coleman, Reno
1948	.345	Harold Cox, Bakersfield	1985	.345	Jim Eppard, Modesto
1949	.383	Max Macon, Modesto	1986	.346	Roberto Alomar, Reno
1950	.355	James Acton, Visalia	1987	.331	Jim Lester, Reno
1951	.371	Dick Wilson, Modesto	1988	.352	Adam Brown, Bakersfield
1952	.347	Alan Grandcolas, Fresno	1989	.398	Ruben Gonzalez, S. Bernardino
1953	.373	Jose Perez, Ventura	1990	.331	Tom Eiterman, Reno
1954	.344	Joe Brunacki, Fresno	1991	.341	Matt Mieske, High Desert
1955	.370	Bobby Gene Smith, Fresno	1992	.356	Billy Hall, High Desert
1956	.391	Dick Whitman, San Jose	1993	.363	Tim Clark, High Desert
1957	.436	Fran Boniar, Reno	1994	.340	Raul Casanova, R. Cucamonga
1958	.349	O'Neil Wilson, Fresno	1995	.362	Adam Riggs, San Bernardino
1959	.365	Willie Davis, Reno	1996	.361	Mike Berry, High Desert
1960	.369	Chuck Hinton, Stockton	1997	.361	Ramon Hernandez, Visalia
1961	.363	Don Williams, Reno	1998	.340	Brandan Kingman, Lancaster
1962	.368	Bill Haas, Reno	1999	.337	Eric Byrnes, Modesto
1963	.340	Jose Vidal, Reno	2000	.339	Terrmel Sledge, Lancaster
1964	.364	Bob Taylor, Fresno	2001	.336	Chris Snelling, San Bernardino
1965	.338	Mike Epstein, Stockton	2002	.341	Jon Knott, Lake Elsinore
1966	.339	Dan Greenfield, Modesto	2003	.357	Greg Jacobs, Inland Empire
1967	.308	Phil Mastagni, Stockton	2004	.343	Brian Stavisky, Modesto
1968	.331	Ted Simmons, Modesto	2005	.349	Miguel Montero, Lancaster
1969	.353	Mike Carruthers, Reno	2006	.334	Luis Perez, Stockton
1970	.350	Paul Johnson, Bakersfield	2007	.370	Bubba Bell, Lancaster
1971	.340	Bill Bright, Modesto	2008	.341	Daniel Nava, Lancaster
1972	.349	Glenn Monroe, Reno	2009	.345	Koby Clemens, Lancaster
1973	.310	David Cripe, San Jose	2010	.345	Kyle Seager, High Desert
1974	.330	Jose Baez, Bakersfield	2011	.365	Jedd Gyorko, Lake Elsinore
1975	.381	Gene Richards, Reno	2012	.341	Leon Landry, High Desert
1976	.356	Dan Argee, Modesto	2013	.337	Zach Borenstein, Inland Empire
1977	.386	Rudy Law, Lodi	2014	.353	Jordy Lara, High Desert
1978	.350	Joe Charboneau, Visalia	2015	.346	A. J. Reed, Lancaster
1979	.354	Mike Marshall, Lodi	2016	.330	Luis Urias, Lake Elsinore
1980	.348	Chris Flammang, San Jose	2017	.341	Yonathan Daza, Lancaster

Highest Batting Average; .436 Fran Boniar, Reno Silver Sox in 1957

Teams with Most Batting Average Leaders:

Reno	13	High Desert	7	San Bernardino-Inland Empire	5
Modesto	9	Fresno	6	Stockton	5
Lancaster	8	Bakersfield	5		

YEARLY LEADERS: HOME RUNS:

Year: HR Player and Team:

1941	20	Mel Serafini, Fresno
1942	10	Ed Nulty, Santa Barbara
1946	24	Harry Goorabian, Stockton
1947	30	Willie Enos, Modesto
1948	30	Vince DiMaggio, Stockton
1949	37	Jess Pike, Bakersfield
1950	30	Dick Wilson, Modesto
1951	40	Dick Wilson, Modesto
1952	34	Ben Downs, Fresno
1953	36	Ray Perry, Bakersfield
1954	37	Ray Perry, Bakersfield
1955	33	Russ Rosburg, Modesto
1956	51	Bud Heslet, Visalia
1957	27	Dick Wilson, Bakersfield
1958	40	Barton Dupon, Bakersfield
1959	37	Rich Barry, Modesto
1960	22	Richard Edwards, Bakersfield
1961	32	Dick Nen, Reno
1962	44	Larry Daniels, Bakersfield
1963	40	Jose Vidal, Reno
1964	40	Ollie Brown, Fresno
1965	30	Mike Epstein, Stockton
1966	46	Dave Duncan, Modesto
1967	33	Joe Lis, Bakersfield
1968	35	Tom Robson, Visalia
1969	27	Ernie Davis, Modesto
1970	24	Larry Fritz, Visalia
1971	32	Frank Ortensio, San Jose
1972	32	Skip James, Fresno
1973	28	John Balaz, Salinas
1974	27	Gary Alexander, Fresno
1975	20	Claude Westmoreland, Bakersfield
1976	29	Dan Graham, Reno
1977	36	Kelly Snider, Lodi
1978	29	Steve McManaman, Visalia
1979	31	Mark Funderburk, Visalia
1980	29	Greg Brock, Lodi
1981	33	Rob Deer, Fresno
1982	28	Kevin McReynolds, Reno
1983	37	Stan Holmes, Visalia

Year: HR Player and Team:

1984	20	Mark Bonner, Redwood
1985	24	Eric Hardgrave, Reno
(Tie)	24	Mark McGwire, Modesto
1986	35	Brad Pounders, Reno
1987	21	Bill Stevenson, Reno
1988	22	Warren Newson, Riverside
1989	27	Ruben Gonzalez, San Bernardino
1990	24	Ken Whitfield, Reno
1991	32	Jay Gainer, High Desert
1992	28	Marty Cordova, Visalia
1993	28	John Toale, High Desert
1994	35	Todd Greene, Lake Elsinore
1995	30	Steve Cox, Modesto
1996	35	Chris Kirgan, High Desert
1997	33	Mike Glendenning, Bakersfield
(Tie)	33	Stanton Cameron, High Desert
(Tie)	33	Mike Stoner, High Desert
1998	24	Tim Flaherty, Bakersfield
(Tie)	24	A. J. Johnson, Rancho Cucamonga
1999	32	Jack Cust, High Desert
2000	30	Juan Silvestre, Lancaster
2001	26	Tim Flaherty, San Jose
(Tie)	26	Billy Martin, Lancaster
(Tie)	26	Xavier Nady, Lake Elsinore
2002	31	Jorge Soto, Visalia
2003	31	Kyle Nichols, Lancaster
2004	29	Mike Napoli, Rancho Cucamonga
2005	43	Brandon Wood, Rancho Cucamonga
2006	26	Brandon Burgess, Lancaster
2007	26	Tommy Everidge, Stockton
2008	39	Chris Carter, Stockton
2009	35	Jonathan Gaston, Lancaster
2010	35	Paul Goldschmidt, Visalia
2011	30	Michael Choice, Stockton
2012	30	Adam Duvall, San Jose
2013	28	Zach Borenstein, Inland Empire
2014	37	Matt Olson, Stockton
2015	32	Tyler O'Neill, Bakersfield
2016	28	Johan Mieses, Rancho Cucamonga
2017	30	Seth Brown, Stockton

Home Run Record: 51 Bud Heslet, 1956 Visalia

Teams with Most Home Run Leaders:

12	Modesto	9	Visalia	9	Bakersfield
----	---------	---	---------	---	-------------

YEARLY LEADERS: RUNS BATTED IN

<u>Year: RBIs</u>	<u>Player and Team:</u>	<u>Year: RBIs</u>	<u>Player and Team:</u>
1941 125	Mel Serafini, Fresno	1982 101	Ricky Nelson, Bakersfield
1942 48	Chuck Sylvester, Santa Barbara	1983 115	Stan Holmes, Visalia
(Tie) 48	Jim Warner, Fresno	1984 92	Mark Bonner, Redwood
1946 129	Irv Noren, Santa Barbara	1985 106	Gene Larkin, Visalia
1947 141	Lou Vezelich, Fresno	(Tie) 106	Mark McGwire, Modesto
1948 125	Rip Repulski, Fresno	1986 108	Ty Van Burkleo, Palm Springs
1949 156	Jess Pike, Bakersfield	1987 103	Gary Sheffield, Stockton
1950 154	Dick Wilson, Modesto	1988 118	Mark Leonard, San Jose
1951 153	Bill Gabler, Santa Barbara	1989 101	Ruben Gonzalez, San Bernardino
1952 154	Ben Downs, Fresno	1990 102	Frank Bolick, SB-Stockton
1953 142	Ed Sobczak, San Jose	1991 120	Jay Gainer, High Desert
1954 139	Nick Ananias, Bakersfield	1992 131	Marty Cordova, Visalia
1955 141	Bobby Gene Smith, Fresno	1993 126	Tim Clark, High Desert
1956 172	Bud Heslet, Visalia	1994 124	Todd Greene, Lake Elsinore
1957 138	Fran Bonair, Reno	1995 110	Steve Cox, Modesto
1958 136	Barton Dupon, Bakersfield	1996 131	Chris Kirgan, High Desert
1959 125	Ron Wiley, Bakersfield	1997 142	Mike Stoner, High Desert
1960 109	Lowell Barnhart, Reno	1998 107	Adam Piatt, Modesto
1961 144	Dick Nen, Reno	1999 123	Chin-Feng Chen, San Bernardino
1962 144	Bill Haas, Reno	(Tie) 123	Jason Hart, Modesto
1963 162	Jose Vidal, Reno	(Tie) 123	Todd Mensik, Visalia
1964 133	Ollie Brown, Fresno	2000 137	Juan Silvestre, Lancaster
1965 107	Bob Etheridge, Fresno	2001 106	Billy Martin, Lancaster
1966 117	Larry Wilson, Modesto	2002 101	Jesus Cota, Lancaster
1967 90	Joe Lis, Bakersfield	2003 128	Josh Barfield, Lake Elsinore
1968 117	Ted Simmons, Modesto	2004 118	Mike Napoli, Rancho Cucamonga
1969 93	Paul Alderete, San Jose	2005 116	Chris Lubanski, High Desert
1970 96	George Greer, Modesto	2006 103	Chris Nowak, Visalia
1971 113	George Theodore, Visalia	2007 113	Zachary Daeges, Lancaster
1972 123	Skip James, Fresno	2008 104	Chris Carter, Stockton
1973 113	John Balaz, Salinas	2009 121	Koby Clemens, Lancaster
1974 117	Jack Clark, Fresno	2010 130	Rich Poythress, High Desert
1975 112	Butch Wynegar, Reno	2011 122	Nolan Arenado, Modesto
1976 115	Dan Graham, Reno	2012 123	C. J. Cron, Inland Empire
1977 139	Kelly Snider, Lodi	2013 107	Andrew Aplin, Lancaster
1978 120	Steve McManaman, Visalia	2014 126	Marquez Smith, Bakersfield
1979 121	Les Pearsey, Visalia	2015 103	Cody Bellinger, Rancho Cucamonga
1980 102	Candy Maldonado, Lodi	2016 97	Luke Tendlar, High Desert
1981 131	George Hinshaw, Reno	2017 109	Seth Brown, Stockton

Runs Batted In Record: 172 Bud Heslet, Visalia in 1956

Teams with Most Runs Batted In Leaders:

Fresno	10	Modesto	9	Visalia	9
--------	----	---------	---	---------	---

YEARLY LEADERS: STOLEN BASES

<u>Year:</u>	<u>SB</u>	<u>Player and Team:</u>	<u>Year:</u>	<u>SB</u>	<u>Player and Team:</u>
1941	74	Ed Wheeler, San Bern.-Stockton	1981	63	Robert McNealy, San Jose
1942	20	Ed Wheeler, Bakersfield	1982	92	Mike Felder, Stockton
1946	64	Tom Glaviano, Fresno	1983	144	Donnell, Nixon, Bakersfield
1947	41	Frank Bowa, Bakersfield	1984	89	Keith Thrower, Modesto
1948	34	Frank Murray, Stockton	1985	57	Matt Sferazza, Stockton
1949	47	Milton Joffe, Santa Barbara	1986	51	Rob Dewolf, Stockton
1950	47	Earl Smith, Modesto	1987	65	Rod McCray, Reno
1951	51	Al Facchini, Ventura	1988	71	Ted Williams, San Bernardino
1952	59	Dave Mann, Stockton	1989	66	Wiley Lee, Palm Springs
1953	39	Marty Keough, San Jose	1990	80	Ellerton Maynard, San Bernardino
(Tie)	39	Don Lopes, Bakersfield	1991	81	J. D. Noland, High Desert
1954	31	Tony Spatafore, San Jose	1992	49	Billy Hall, High Desert
1955	33	Howie Goss, Salinas	1993	71	Kerwin Moore, High Desert
1956	34	Henry Mitchell, Modesto	1994	49	Scott Richardson, Stockton
1957	75	Thomas Humber, Reno	1995	79	Jason McDonald, Modesto
1958	58	Bernard Kelly, Stockton	1996	65	Dave Roberts, Visalia
1959	61	Chico Ruiz, Visalia	1997	68	Justin Baughman, Lake Elsinore
1960	50	Louis Caputo, Fresno	1998	46	Ramon Moreta, San Bernardino
1961	43	Bill Sorrell, Bakersfield	1999	53	Nelson Castro, Lake Elsinore
1962	44	Grimm Mason, Santa Barbara	2000	78	Esteban German, Visalia
1963	61	Sonny Jackson, Modesto	2001	54	Carlos Rosario, Visalia
1964	44	Robert Mitchell, San Jose	2002	58	Marcus Nettles, Lake Elsinore
1965	41	David Nelson, Salinas	2003	67	Chris Morris, High Desert
1966	42	Dan Greenfield, Modesto	2004	51	Erick Aybar, Rancho Cucamonga
1967	39	Billy Grabarkewitz, Santa Barbara	2005	34	Clay Timpner, San Jose
1968	38	William Reuss, Reno	2006	61	Emilio Bonifacio, Lancaster
1969	42	Albert Holland, San Jose	2007	73	Eric Young, Jr., Modesto
1970	51	Leon Brown, Stockton	2008	50	Peter Nourjos, Rancho Cucamonga
1971	57	Bill Flowers, Reno	2009	44	Tyson Gillies, High Desert
1972	63	Bob Bailor, Lodi	2010	54	Jay Austin, Lancaster
1973	82	Kenzie Davis, San Jose	2011	62	Daniel Carroll, High Desert
1974	74	Sheldon Mallory, San Jose	2012	104	Billy Hamilton, Bakersfield
1975	85	Gene Richards, Reno	2013	71	Travis Jankowski, Lake Elsinore
1976	90	Thad Bosley, Salinas	2014	40	Mallex Smith, Lake Elsinore
1977	95	Rickey Henderson, Modesto	2015	35	Tim Lopes, Bakersfield
1978	70	Richard Brewster, Salinas	2016	43	Wes Rogers, Modesto
1979	66	Alfred Weston, San Jose	2017	70	Wes Rogers, Lancaster
1980	120	Alan Wiggins, Lodi			

Most Stolen Bases: 144 Donnell Nixon, Bakersfield in 1983

Teams with Most Stolen Bases Leaders:

Modesto	9	Stockton	9	High Desert	6
San Jose	9	Bakersfield	7	Lake Elsinore	5

YEARLY LEADERS: WINS

Year: Wins Pitcher and Team:

1941 24 Manuel Perez, S. Bern.-S.Barb.
 (Tie) 24 Warren Sandel, Fresno
 1942 11 Don Belton, Stockton
 (Tie) 11 Brad Trime, Fresno
 1946 23 Don Belton, Stockton
 1947 21 Don Belton, Stockton
 1948 18 Frank Meagher, Santa Barbara
 1949 28 Earl Escalante, Bakersfield
 1950 22 John Guldberg, Stockton
 1951 25 Tony Freitas, Stockton
 1952 28 Larry Jackson, Fresno
 1953 22 Tony Freitas, Stockton
 1954 28 Robert Thorpe, Stockton
 1955 24 Glen Stabelfeld, Fresno
 1956 24 Peter Hernandez, Visalia
 1957 25 Peter Hernandez, Visalia
 1958 23 Len Fergunson, Modesto
 1959 21 Hal Reniff, Modesto
 1960 19 Thad Tillotson, Reno
 1961 20 Bruce Gardner, Reno
 1962 15 Fred Newman, San Jose
 (Tie) 15 Mike Urizzola, Bakersfield
 1963 19 Bob Olson, Stockton
 1964 18 Pedro Reinoso, Fresno
 1965 16 Jack Nutter, Bakersfield
 1966 16 Richard Armstrong, S. Barbara
 (Tie) 16 Greg Conger, Modesto
 (Tie) 16 John Fouse, Reno
 1967 18 Pat Bayless, Bakersfield
 1968 18 Jophrey Brown, Lodi
 (Tie) 18 James Moyer, Fresno
 1969 16 Bill Kirkpatrick, Stockton
 1970 17 Albert Dawson, Bakersfield
 1971 15 Doug Bird, San Jose
 1972 18 Rick Nitz, Bakersfield
 1973 15 Dennis Leonard, San Jose
 1974 20 Bob Knepper, Fresno
 1975 17 Jerry Garvin, Reno
 (Tie) 17 Edward Plank, Fresno
 1976 15 Ken Califano, Stockton
 1977 16 David Mendoza, Fresno
 1978 18 Gene Robinson, Visalia
 (Tie) 18 Robert Veselic, Visalia

Year: Wins Pitcher and Team:

1979 16 Steve Green, Visalia
 1980 18 Scott Stranski, San Jose
 1981 16 Paul Voigt, Visalia
 1982 19 Mike Warren, Stockton-Modesto
 1983 16 Bill Wegman, Stockton
 1984 18 Bob Kipper, Redwood
 1985 17 Charlie Corbell, Fresno
 1986 15 Jeff Peterek, Stockton
 1987 17 Tom Burcham, Palm Springs
 (Tie) 17 Mike Pitz, Bakersfield
 1988 17 Colin Charland, Palm Springs
 (Tie) 17 Tom Meagher, San Jose
 1989 13 Johnny Ard, Visalia
 (Tie) 13 Joe Slusarski, Modesto
 (Tie) 13 Steve Sparks, Stockton
 1990 17 George Tsamis, Visalia
 1991 16 Rick Huisman, San Jose
 1992 14 Brian Hancock, Stockton
 1993 14 Keith Morrison, Palm Springs
 (Tie) 14 Wm. VanLandingham, San Jose
 1994 15 Jose Prado, Bakersfield
 1995 16 Matt Beaumont, Lake Elsinore
 1996 17 Darin Blood, San Jose
 1997 14 J. J. Pearsall, San Bernardino
 (Tie) 14 Jeff Sobkoviak, High Desert
 1998 14 Brad Penny, High Desert
 1999 14 Manny Castillo, San Bernardino
 (Tie) 14 Randey Dorame, San Bernardino
 (Tie) 14 Rick Guttormson, Ran.Cucamonga
 2000 14 Carlos Garcia, San Bernardino
 (Tie) 14 Jeff Heaverlo, Lancaster
 (Tie) 14 Joe Horgan, San Jose
 2001 14 Vance Cozier, San Jose
 2002 13 Russ Morgan, San Bernardino
 (Tie) 13 Ryan Mottl, Stockton
 2003 15 Brad Weis, Modesto
 2004 13 Enrique Gonzalez, Lancaster
 (Tie) 13 Matt Lynch, Modesto
 2005 14 Garrett Mock, Lancaster
 2006 12 James Houser, Jr., Visalia
 (Tie) 12 Chris Mason, Visalia

(...Continued on Next Page...)

(...Continued from Previous Page...)

YEARLY LEADERS: WINS

Year: Wins Pitcher and Team:

2007 16 Brandon Hynick, Modesto
2008 16 Sean O'Sullivan, Ran. Cucamonga
2009 17 Donald Hume, High Desert
2010 12 Ethan Hollingsworth, Modesto
(Tie) 12 Juan Nicasio, Modesto
(Tie) 12 Oliver Odle, San Jose
2011 13 Manuel Flores, Inland Empire
(Tie) 13 Craig Westcott, San Jose
2012 16 Christian Bergman, Modesto
2013 13 Ben Alsup, Modesto

Year: Wins Pitcher and Team:

2014 14 Brandon Sinnery, Visalia
2015 10 Harrison Musgrave, Modesto
(Tie) 10 Richelson Pena, High Desert
(Tie) 10 John Richy, Rancho Cucamonga
(Tie) 10 Lou Trivino, Stockton
2016 11 Eddie Campbell, Bakersfield
(Tie) 11 Grant Holmes, Stockton
(Tie) 11 Andrew Sopko, Rancho Cucamonga
2017 12 Reggie McClain, Modesto

Teams with Most Wins Leaders:

Stockton	17	Modesto	15	San Jose	12
----------	----	---------	----	----------	----

CALIFORNIA LEAGUE'S 20 GAME WINNERS:

28 Wins:

Earl Escalante, 1949 Bakersfield Indians
Larry Jackson, 1952 Fresno Cardinals
Robert Thorpe, 1956 Stockton Ports

25 Wins:

Tony Freitas, 1951 Modesto Reds
Anthony Stathos, 1952 Fresno Cardinals
Peter Hernandez, 1957 Visalia Redlegs

24 Wins:

Manuel Perez 1941 San Bernardino Stars/
1941 Santa Barbara Saints
Warren Sandel, 1941 Fresno Cardinals
Glen Stabelfeld, 1955 Fresno Cardinals
Peter Hernandez, 1956 Visalia Cubs

23 Wins:

William Whaley, 1941 Stockton Fliers
Don Belton, 1946 Stockton Ports
Stan McWilliams, 1951 San Jose Red Sox
Jake Abbot, 1952 Santa Barbara Dodgers
Nelson Chittum, 1956 Fresno Cardinals
Howard Nunn, 1956 Fresno Giants
Len Ferguson, 1958 Modesto Reds

22 Wins:

Mike Garcia, 1946 Bakersfield Indians
John Guldberg, 1950 Stockton Ports
Tony Freitas, 1953 Stockton Ports

21 Wins:

Don Belton, 1947 Stockton Ports
Jack Osborn, 1955 San Jose Red Sox
Robert Giallombardo, 1957 Reno Silver Sox
Hal Reniff, 1959 Modesto Reds

20 Wins:

Lloyd Hittle, 1947 Stockton Ports
Tony Freitas, 1950 Modesto Reds
Frank White, 1951 Santa Barbara Dodgers
Thomas Hughes, 1955 Fresno Cardinals
Ernie Broglio, 1955 Stockton Ports
Bill Dial, 1957 San Jose JoSox
Alvin Spearman, 1958 Stockton Ports
Bruce Gardner, 1961 Reno Silver Sox
Bob Knepper 1974 Fresno Giants*

*(Since the California League became a Class "A" League in 1963, Bob Knepper has been the only 20 game winner!)

20 Game Winners in the California League and the Major Leagues:

1. Mike Garcia, 1951 Cleveland Indians (20 Wins), 1952 Cleveland Indians (22 Wins).
2. Ernie Broglio, 1960 St. Louis Cardinals (21 Wins).
3. Larry Jackson, 1964 Chicago Cubs (24 Wins---Major League Leader).

YEARLY PITCHING LEADERS: EARNED RUN AVERAGE

<u>Year:</u>	<u>ERA</u>	<u>Pitcher and Team:</u>	<u>Year:</u>	<u>ERA</u>	<u>Pitcher and Team:</u>
1941	1.86	Manuel Perez, S.Bern-S. Barbara	1981	2.91	Ron Romanick, Stockton
1942	2.09	Rex Cecil, Bakersfield	1982	1.77	Mark Ferguson, Modesto
1946	2.56	Mike Garcia, Bakersfield	1983	1.30	Bill Wegman, Stockton
1947	2.24	Lloyd Hittle, Stockton	1984	2.04	Bob Kipper, Redwood
1948	2.16	Walter Olsen, Santa Barbara	1985	2.75	Jeff Parrett, Stockton
1949	2.54	Drexel Waters, Santa Barbara	1986	2.69	Mike Christ, Salinas
1950	2.56	Tony Freitas, Modesto	1987	1.96	David Snell, Salinas
1951	2.55	Stan McWilliams, San Jose	1988	2.31	Richard Holsman, Riverside
1952	2.26	Jake Abbot, Santa Barbara	1989	1.79	Steve Lienhard, San Jose
1953	1.51	Truman Clevenger, San Jose	1990	2.19	Dan Rambo, San Jose
1954	2.28	Robert Thorpe, Stockton	1991	1.83	Rick Huisman, San Jose
1955	1.36	Charlie Beamon, Stockton	1992	2.41	Joe Rosselli, San Jose
1956	2.62	Alvin Spearman, Stockton	1993	2.60	Sid Roberson, Stockton
1957	2.12	Bill Dial, San Jose	1994	2.32	Steve Lemke, Modesto
1958	2.60	Alvin Spearman, Stockton	1995	2.20	Tom Price, San Bernardino
1959	2.49	George Gaffney, Stockton	1996	2.65	Darin Blood, San Jose
1960	2.59	John Hogg, Bakersfield	1997	2.81	Ted Lilly, San Bernardino
1961	2.82	Bruce Gardner, Reno	1998	2.83	John Patterson, High Desert
1962	2.29	Darold Knowles, Stockton	1999	2.51	Randey Dorame, San Bernardino
1963	2.58	Dick Selma, Salinas	2000	2.57	Carlos Garcia, San Bernardino
1964	1.95	Ed Barnowski, Stockton	2001	2.56	Craig Anderson, San Bernardino
1965	2.81	George Sherrod, San Jose	2002	2.06	Jeff Clark, San Jose
1966	2.73	Greg Conger, Modesto	2003	2.53	Ervin Santana, Ran. Cucamonga
1967	2.12	Ken Tatum, San Jose	2004	2.84	Brian Burres, San Jose
1968	2.15	Tim Griffin, Stockton	2005	3.44	Jared Wells, Lake Elsinore
1969	1.96	Bill Kirkpatrick, Stockton	2006	3.68	Franklin Morales, Modesto
1970	2.47	Albert Dawson, Bakersfield	2007	2.52	Brandon Hynick, Modesto
1971	2.80	Don Durham, Modesto	2008	2.79	Tim Alderson, San Jose
1972	2.36	Paul Pelz, San Jose	2009	2.74	Alexander Torres, Rancho Cucamonga
1973	2.42	Curt Isom, San Jose	2010	3.13	Anthony Bass, Lake Elsinore
1974	2.23	Lynn McKinney, San Jose	2011	3.16	Chris Heston, San Jose
1975	2.26	Edward Plank, Fresno	2012	3.58	Matthew Andriese, Lake Elsinore
1976	2.45	Monroe Greenfield, Fresno	2013	2.90	Ty Blach, San Jose
1977	3.48	John Johnson, Fresno	2014	3.16	Seth Streich, Stockton
1978	2.12	James Lewis, Stockton	2015	2.51	Antonio Senzatela, Modesto
1979	2.41	Steve Brown, Salinas	2016	2.85	Parker French, Modesto
1980	1.95	Mike Madden, Stockton	2017	2.87	Caleb Ferguson, Rancho Cucamonga

Lowest ERA: 1.30 Bill Wegman, Stockton Ports in 1983

Teams with Most Earned Run Average Leaders:

San Jose	18	Modesto	9
Stockton	16	San Bernardino	6

YEARLY LEADERS: STRIKEOUTS

<u>Year:</u>	<u>SO</u>	<u>Pitcher and Team:</u>	<u>Year:</u>	<u>SO</u>	<u>Pitcher and Team:</u>
1941	213	Chet Johnson, Bakersfield	1982	184	Tim Conway, Modesto
1942	114	Vic Lombardi, Santa Barbara	1983	144	Randy Bockus, Fresno
1946	186	Mike Garcia, Bakersfield	1984	169	Randy Newman, Salinas
1947	263	John Hoffman, Visalia	1985	166	Dennis Livingston, Bakersfield
1948	246	Walter Olsen, Santa Barbara	1986	173	Dennis Cook, Fresno
1949	237	Armand Castro, Modesto	1987	198	Park Pittman, Visalia
1950	200	Gordon Jones, Fresno	1988	205	Park Abbott, Visalia
1951	210	Frank Dasso, Modesto	1989	173	Willie Banks, Visalia
1952	351	Larry Jackson, Fresno	1990	186	Kevin Rogers, San Jose
1953	192	Clair Parkin, San Jose	1991	216	Rick Huisman, San Jose
1954	234	Rick Botelho, Modesto	1992	154	Curtis Shaw, Modesto
1955	273	Tom Hughes, Fresno	1993	171	Wm. VanLandingham, San Jose
1956	227	David Jordan, Stockton	1994	161	Shigeki Boguchi, Central Valley
1957	251	Charles Drummond, Stockton	1995	178	Endo Masataka, Visalia
1958	302	Len Ferguson, Modesto	1996	193	Darin Blood, San Jose
1959	193	Paul Underwood, Visalia	1997	172	Jason Brester, San Jose
1960	309	Gary Kroll, Bakersfield	1998	207	Brad Penny, High Desert
1961	218	Jose Santiago, Visalia	1999	180	Steve Fish, Lake Elsinore
1962	244	Norman Koch, Reno	2000	177	Juan Pena, Modesto
1963	221	Dick Selma, Salinas	(Tie)	177	Jason Childers, Mudville
1964	321	Ed Barnowski, Stockton	2001	192	Matt Thornton, San Bernardino
1965	223	Jack Nutter, Bakersfield	2002	214	Clint Nageotte, San Bernardino
1966	186	Richard Armstrong, Santa Barbara	2003	159	Ryan Ketchner, Inland Empire
1967	217	Pat Bayless, Bakersfield	2004	190	Steven Shell, Rancho Cucamonga
1968	269	James Moyer, Fresno	2005	160	Garrett Mock, Lancaster
1969	230	Ron Zuber, Reno	2006	179	Franklin Morales, Modesto
1970	244	Albert Dawson, Bakersfield	2007	151	Joe Martinez, San Jose
1971	202	Don Durham, Modesto	2008	143	Barry Enright, Visalia
1972	245	John D'Acquisto, Fresno	2009	152	Josh Collmenter, Visalia
1973	227	Curt Isom, San Jose	2010	171	Juan Nicasio, Modesto
1974	247	Bob Knepper, Fresno	2011	184	Chad Bettis, Modesto
1975	129	Jerry Garvin, Reno	2012	153	Tyler Matzek, Modesto
1976	159	Greg Heydeman, Lodi	(Tie)	153	Anthony Meo, Visalia
1977	179	Ted Barnicle, Fresno	2013	160	Andrew Barbosa, Visalia
1978	189	James Lewis, Stockton	2014	146	Chris Anderson, Ran. Cucamonga
1979	298	Dave LaPoint, Stockton	2015	152	Anthony Banda, Visalia
1980	179	Brad Havens, Visalia	2016	142	Ryan Castellani, Modesto
1981	178	Ron Romanick, Redwood	2017	162	Jose Almonte, Visalia

Most Strikeouts: 351 Larry Jackson, Fresno Cardinals in 1952

Teams with Most Strikeout Leaders:

Visalia-Central Valley	15	Modesto	13	Fresno	9
------------------------	----	---------	----	--------	---

YEARLY LEADERS: SAVES*

Year: Saves Pitcher and Team:

1969	21	Terry Wilshusen, Stockton
1970	12	Steve Kokor, Fresno
(Tie)	12	Felix Roque, Modesto
1971	21	Dave Hansen, Modesto
1972	14	Richard Dorsch, Bakersfield
1973	17	Dave Heaverlo, Fresno
1974	8	Tim Burns, Salinas
(Tie)	8	Steve Eckert, Visalia
(Tie)	8	Steve Greenough, Fresno
(Tie)	8	Mitchell Overy, Salinas
1975	12	Paul Ausman, Reno
1976	18	Gustavo Quiros, Modesto
1977	12	Tom Tellmann, Reno
1978	17	Mickey Lashley, Lodi
1979	19	Clyde Reichard, Visalia
1980	15	Phil Hinrichs, Fresno
(Tie)	15	Tim O'Neill, Lodi
1981	16	Michael Couchee, Reno
1982	25	Ronald Sylvia, Redwood
1983	19	Pete Kutsukos, Reno
1984	23	Brian Bargerhuff, Fresno
1985	21	Ed Puikunas, Fresno
1986	19	Randy McCament, Fresno
1987	26	Mike Mills, Reno
1988	23	Doug Robertson, San Jose
1989	30	Mark Dewey, San Jose
1990	28	Rich Garces, Visalia
1991	31	Gary Sharko, San Jose

Year: Saves Pitcher and Team:

1992	34	Rafael Chaves, High Desert
1993	26	John Pricher, Palm Springs
1994	29	Todd Schmitt, Rancho Cucamonga
1995	32	Carlos Castillo, Lake Elsinore
1996	33	Rich Linares, San Bernardino
1997	29	Mike Pageler, Bakersfield
1998	31	Jim Stoops, San Jose
1999	34	Bill Everly, San Bernardino
2000	30	Jason Bullard, Bakersfield
2001	30	Luke Anderson, San Jose
2002	29	Jared Hoerman, San Bernardino
2003	23	Pete Sikaras, Lancaster
2004	27	Jeremy Accardo, San Jose
2005	27	Leonel Rosales, Lake Elsinore
2006	37	Brian Anderson, San Jose
2007	16	Chad Rhoades, Lancaster
(Tie)	16	Daniel Stange, Visalia
2008	24	Andrew Johnston, Modesto
2009	33	Craig Baker, Modesto
2010	41	Brad Brach, Lake Elsinore
2011	21	Heath Hembree, San Jose
2012	27	Kevin Quackenbush, Lake Elsinore
2013	33	Scott Oberg, Modesto
2014	29	Enrique Burgos, Visalia
2015	28	Nickolas Sarianides, Visalia
2016	21	Rodolfo Martinez, San Jose
2017	21	Dylan Rheault, San Jose

***Note:** Saves did not become an official statistic until the 1969 season.

Most Saves: 41 Brad Brach, Lake Elsinore in 2010

Teams with Most Saves Leaders:

San Jose	10	Modesto	6	Reno	5
Fresno	7	Visalia	6	Lake Elsinore	4

MOST VALUABLE PLAYER AWARDS:

Year: Player and Team:

1941 John Jorgensen, Santa Barbara
 1942 Sal Taormina, San Jose
 1946 Tom Glaviano, Fresno
 1947 Edward Samcoff, Stockton
 1948 (None)
 1949 Earl Escalante, Bakersfield
 1950 Dick Wilson, Modesto
 1951 (None)
 1952 Larry Jackson, Fresno
 1953 Truman Clevenger, San Jose
 1954 Robert Thorpe, Stockton
 1955 Pumpsie Green, Stockton
 1956 Dick Whitman, San Jose
 1957 Vada Pinson, Visalia
 1958 O'Neil Wilson, Fresno
 1959 Willie Davis, Reno
 1960 Robert Arrighi, Reno
 1961 Don Williams, Reno
 1962 Bill Haas, Reno
 1963 Jose Vidal, Reno
 1964 Ollie Brown, Fresno
 1965 Mike Epstein, Stockton
 1966 Dave Duncan, Modesto
 1967 Leron Lee, Modesto
 1968 Ted Simmons, Modesto
 1969 Junior Kennedy, Stockton
 1970 Paul Johnson, Bakersfield
 1971 George Theodore, Visalia
 1972 Skip James, Fresno
 1973 John Balaz, Salinas
 1974 Gary Alexander, Fresno
 1975 Gene Richards, Reno
 1976 Thad Bosley, Salinas
 1977 Kelly Snider, Lodi
 1978 Steve Douglas, Visalia
 1979 Mike Marshall, Lodi
 (Tie) Les Pearsey, Visalia
 1980 Jamie Cocanower, Stockton
 (Tie) Candy Maldonado, Lodi

Year: Player and Team:

1981 Kent Hrbek, Visalia
 1982 Kevin McReynolds, Reno
 1983 Stan Holmes, Visalia
 1984 Glenn Braggs, Stockton
 1985 Eric Hardgrave, Reno
 1986 Ty Dabney, Fresno
 1987 Luis Lopez, Bakersfield
 1988 Paul Fairies, Riverside
 1989 John Jaha, Stockton
 1990 Frank Bolick, S. Bern-Stockton
 1991 Matt Mieske, High Desert
 1992 Marty Cordova, Visalia
 1993 Tim Clark, High Desert
 1994 Todd Greene, Lake Elsinore
 1995 Adam Riggs, San Bernardino
 1996 D. T. Cromer, Modesto
 1997 Mike Stoner, High Desert
 1998 Brad Penny, High Desert
 1999 Chin-Feng Chen, San Bernardino
 2000 Juan Silvestre, Lancaster
 2001 Xavier Nady, Lake Elsinore
 2002 Rocco Baldelli, Bakersfield
 2003 Josh Barfield, Lake Elsinore
 2004 Brian Stavisky, Modesto
 2005 Brandon Wood, Rancho Cucamonga
 2006 Reid Brignac, Visalia
 2007 Bubba Bell, Lancaster
 2008 Carlos Santana, Inland Empire
 2009 Alex Liddi, High Desert
 2010 Paul Goldschmidt, Visalia
 2011 Kent Matthes, Modesto
 2012 Billy Hamilton, Bakersfield
 2013 Zach Borenstein, Inland Empire
 2014 Corey Seager, Rancho Cucamonga
 2015 A. J. Reed, Lancaster
 2016 Luis Urias, Lake Elsinore
 2017 DJ Peters, Rancho Cucamonga

Teams with Most MVP Award Winners:

Stockton	9	Reno	8	Modesto	7	High Desert	5
Visalia	9	Fresno	8	Bakersfield	5	S.Bern/I. Empire	5

ROOKIE OF THE YEAR AWARDS:*

Year: Player and Team:

1948 Will Boemler, Ventura
 1949 John Romonosky, Fresno
 1950 Larry DiPippo, San Jose
 1951 Lee Walls, Modesto
 1952 Jake Abbott, Santa Barbara
 1953 Truman Clevenger, San Jose
 1954 Ed Lindsey, Bakersfield
 1955 Don Moitoza, Stockton
 1956 Nelson Chittum, Fresno
 1957 Johnny Callison, Bakersfield
 1958 Richard Beall, Visalia
 1959 Willie Davis, Reno
 1960 Thad Tillotson, Reno
 1961 Dick Nen, Reno
 1962 Bill Haas, Reno
 1963 Dick Selma, Salinas
 1964 Masanori Murakami, Fresno
 1965 Mike Epstein, Stockton
 1966 Jarvis Tatum, San Jose
 1967 Leron Lee, Modesto
 1968 Ted Simmons, Modesto
 1969 Bill Kirkpatrick, Stockton
 1970 Doug Rau, Bakersfield
 1971 John Grubb, Lodi
 1972 Glenn Monroe, Reno
 1973 Kenzie Davis, San Jose
 1974 Jack Clark, Fresno
 1975 Gene Richards, Reno
 1976 Dan Graham, Reno
 1977 Kelly Snider, Lodi
 1978 Gene Robinson, Visalia
 1979 Mike Marshall, Lodi
 1980 Robert Skube, Stockton
 1981 George Hinshaw, Reno
 1982 Kevin McReynolds, Reno

Year: Player and Team:

1983 Kirby Puckett, Visalia
 1984 Glenn Braggs, Stockton
 1985 Mark McGwire, Modesto
 1986 Ty Dabney, Fresno
 1987 Gary Sheffield, Stockton
 1988 Paul Faries, Riverside
 1989 Eric Karros, Bakersfield
 1990 Dave Staton, Riverside
 1991 Matt Mieske, High Desert
 1992 Mike Neill, Reno
 1993 Arquimede Pozo, Riverside
 1994 Todd Greene, Lake Elsinore
 1995 Adam Riggs, San Bernardino
 1996 Darin Blood, San Jose
 1997 Mike Stoner, High Desert
 1998 Giuseppe Chiaramonte, San Jose
 1999 Chin-Feng Chen, San Bernardino
 2000 Willie Bloomquist, Lancaster
 2001 Xavier Nady, Lake Elsinore
 2002 Jose Lopez, San Bernardino
 2003 Joey Gathright, Bakersfield
 2004 Erick Aybar, Rancho Cucamonga
 2005 Billy Butler, High Desert
 2006 Reid Brignac, Visalia
 2007 Bubba Bell, Lancaster
 2008 Chris Carter, Stockton
 2009 Roger Kieschnick, San Jose
 2010 Paul Goldschmidt, Visalia
 2011 Gary Brown, San Jose
 2012 C. J. Cron, Inland Empire
 2013 Addison Russell, Stockton
 2014 Jose Rondon, Lake Elsinore
 2015 A. J. Reed, Lancaster
 2016 Luis Urias, Lake Elsinore
 2017 DJ Peters, Rancho Cucamonga

*Since 1976 known as the Eddie Mulligan Award, in honor of former California League President, Eddie Mulligan, who served from 1956 through 1975.

Teams with Most Rookie Of The Year Award Winners:

Reno	10	Stockton	8	Fresno	5
San Jose	8	Bakersfield	5	Visalia	5

PITCHER OF THE YEAR AWARDS:

Year: Pitcher and Team:

1984 Bob Kipper, Redwood
 1985 Charlie Corbell, Fresno
 1986 Jeff Peterek, Stockton
 1987 Kat Kamei, San Jose
 1988 Colin Charland, Palm Springs
 (Tie) Doug Robertson, San Jose
 1989 Steve Lienhard, San Jose
 1990 Dan Rambo, San Jose
 1991 Rick Huisman, San Jose
 1992 Joe Rosselli, San Jose
 1993 Sid Roberson, Stockton
 1994 Matt Apana, Riverside
 1995 Matt Beaumont, Lake Elsinore
 1996 Darin Blood, San Jose
 1997 Ted Lilly, San Bernardino
 1998 Brad Penny, High Desert
 1999 Randey Dorame, San Bernardino
 2000 Carlos Garcia, San Bernardino

Year: Pitcher and Team:

2001 Matt Thornton, San Bernardino
 2002 Jeff Clark, San Jose
 2003 Ervin Santana, Rancho Cucamonga
 2004 Felix Hernandez, Inland Empire
 2005 Jared Wells, Lake Elsinore
 2006 Brian Anderson, San Jose
 2007 Brandon Hynick, Modesto
 2008 Kevin Pucetas, San Jose
 2009 Craig Clark, San Jose
 2010 Brad Brach, Lake Elsinore
 2011 Chad Bettis, Modesto
 2012 Christian Bergman, Modesto
 2013 Dan Winkler, Modesto
 2014 Josh Hader, Lancaster
 2015 Antonio Senzatela, Modesto
 2016 Josh Sborz, Rancho Cucamonga
 2017 Nick Neidert, Modesto

Teams with Most Pitcher of the Year Award Winners:

San Jose	11	San Bernardino/Inland Empire	5
Modesto	6	Lake Elsinore	3

California League Triple Crown of Pitching Winners:

Only three times in the 70 year history of the California League has a pitcher won the "Triple Crown" of Pitching, leading the league in Wins, Strikeouts and Earned Run Average. In 1970, Albert Dawson of the Bakersfield Dodgers became the first hurler to turn the trick. San Jose's Rick Huisman, in 1991, became the second hurler to win the coveted trifecta. Five years later, another San Jose Giant, Darin Blood added his name to the record book in 1996. In each case, their respective teams compiled the best overall record in the California League that year. Bakersfield won both halves and were declared California League champions. San Jose failed miserably in the Playoffs in 1991, losing in the first round to Stockton, a team they were 21 games ahead of in the standings in the regular season. In 1996 the Giants lost in the fifth and final game of the Championship Series to Lake Elsinore.

Following is a comparison of their records:

<u>Pitcher:</u>	<u>Year:</u>	<u>Team:</u>	<u>Won-Lost</u>	<u>Pct.</u>	<u>SO</u>	<u>ERA</u>
Albert Dawson	1970	Bakersfield Dodgers	17- 6	.739	244	2.47
Rick Huisman	1991	San Jose Giants	16- 4	.800	216	1.83
Darin Blood	1996	San Jose Giants	17- 6	.739	193	2.65

MANAGER OF THE YEAR AWARDS:

Year: Manager and Team:

1941 Bud Clancy, Santa Barbara
 1946 Rupert Thompson, Modesto
 1955 Roland LeBlanc, Fresno
 1956 Eddie Lyons, Fresno
 1957 Roy Partee, Stockton
 1958 Paul Owens, Bakersfield
 1959 Hal Charnofsky, Modesto
 1960 Billy DeMars, Stockton
 1961 Lou Kahn, Bakersfield
 1962 Roy Smalley, Reno
 1963 Harry Dunlop, Stockton
 1964 Bill Werle, Fresno
 1965 Harry Malmberg, Stockton
 1966 Gus Niarhos, Modesto
 1967 Harry Dunlop, San Jose
 1968 Dave Garcia, Fresno
 (Tie) Del Rice, San Jose
 1969 Bill Werle, Stockton
 1970 Don LeJohn, Bakersfield
 1971 Roy Majtyka, Modesto
 1972 Tom Burgess, Modesto
 1973 Jim Schaffer, Lodi
 1974 John Van Ornum, Fresno
 1975 Harry Warner, Reno
 1976 Del Crandall, Salinas
 1977 Stan Wasiak, Lodi
 1978 Stan Wasiak, Lodi
 1979 Tom Kelly, Visalia
 1980 Tom Kelly, Visalia
 (Tie) Jack Mull, Fresno
 1981 Terry Collins, Lodi
 1982 Pete Whisenant, Modesto
 1983 Harry Warner, Visalia
 1984 Tom Kotchman, Redwood

Year: Manager and Team:

1985 Wendell Kim, Fresno
 1986 Tom Kotchman, Palm Springs
 1987 Dave Machemer, Stockton
 1988 Dave Huppert, Stockton
 1989 Duane Espy, San Jose
 1990 Scott Ullger, Visalia
 1991 Ron Wotus, San Jose
 1992 Tim Ireland, Stockton
 1993 Fredi Gonzalez, High Desert
 1994 Dick Scott, Modesto
 1995 Ron Roenicke, San Bernardino
 1996 Carlos Lezcano, San Jose
 1997 Chris Speier, High Desert
 1998 Don Wakamatsu, High Desert
 1999 Bob Geren, Modesto
 2000 Mark Parent, Lancaster
 2001 Craig Colbert, Lake Elsinore
 2002 Bill Plummer, Lancaster
 2003 Stu Cole, Visalia
 2004 Von Hayes, Modesto
 2005 Lenn Sakata, San Jose
 2006 Joe Szekely, Visalia
 (Tie) Gary Thurman, Inland Empire
 2007 Chad Epperson, Lancaster
 2008 Chad Epperson, Lancaster
 2009 Jim Horner, High Desert
 2010 Carlos Lezcano, Lake Elsinore
 2011 Juan Bustabad, Rancho Cucamonga
 2012 Pedro Grifol, High Desert
 2013 Rodney Linares, Lancaster
 2014 Ryan Christenson, Stockton
 2015 J. R. House, Visalia
 2016 Howard Johnson, High Desert
 2017 Mitch Canham, Modesto

Note: No Award Given in 1942 and 1947 through 1954.

Teams with Most Manager of the Year Award Winners:

Modesto	10	Fresno	7	High Desert	6
Stockton	9	Visalia	7	San Jose	6

2018 California League All-Star Game at Lancaster, Tuesday, June 19th.

ALL-STAR GAME RESULTS:
CALIFORNIA LEAGUE ALL-STAR GAMES:

Year:	Location & Date:	Winner:	Loser:	Attendance:
1941	At Fresno, July 22.	All-Stars 9	Fresno 6	Att. 3,219
1946	At Stockton, July 15.	South 7	North 5	Att. 3,669
1947	At Stockton, July 14.	North 5	South 0	Att. 4,386
1948	At Santa Barbara, July 13.	South 4	North 0	Att. 3,498
1949	At San Jose, July 18.	North 7	South 2	Att. 2,530
1954	At Bakersfield, July 12.	South 9	North 5	Att. 1,720
1955	At Modesto, July 13.	South 7	North 4	Att. 950
1959	At Bakersfield, June 29.	South 5	North 4	Att. 1,252
1960	At Reno, July 16.	Reno 5	All-Stars 4	Att. 1,631
1961	At Reno, July 17	All-Stars 8	Reno 7	Att. 1,361
1962	At San Jose, July 19.	San Jose 9	All-Stars 2	Att. 1,772
1984	At San Jose, July 9.	North 6	South 2	Att. 3,620
1985	At San Jose, July 18	North 1	South 0	Att. 2,454
1986	At Fresno, July 17.	South 10	North 1	Att. 2,860
	MVP: Ty Van Burkleo, Palm Springs			
1987	At Fresno, July 16	North 6	South 4	Att. 2,519
	MVP: John Minch, Modesto			
1988	At Bakersfield, July 13.	South 10	North 0	Att. 3,175
	MVP: Warren Newsom, Riverside			
1989	At Visalia, June 20	North 3	South 2	Att. 2,180
	MVP: Steve Hecht, San Jose			
1990	At S. Bernardino, June 19.	North 8	South 6	Att. 2,688
	MVP: Dan Lewis, San Jose			
1991	At Palm Springs, June 18.	North 5	South 2	Att. 1,237
	MVP: Timber Mead, Reno			
1992	At Modesto, June 18.	North 5	South 4	Att. 2,538
	MVP: Eric Helfand, Modesto			
1993	At Stockton, June 22.	South 4	North 1	Att. 3,413
	MVP: Sean Drinkwater, Rancho Cucamonga			
1994	At High Desert, June 21.	North 11	South 6	Att. 3,911
	MVP: Scott Spiezio, Modesto			
1995	At Lake Elsinore, June 20.	North 8	South 6	Att. 5,870
	MVP: Adam Riggs, San Bernardino			
1998	At Lancaster, June 16.	Valley 9	Freeway 4	Att. 4,714
	MVP: Juan Dilone, San Jose			
2017	At Visalia, June 20.	North 5	South 3	Att. 2,514
	MVP: Braden Bishop, Modesto			

CALIFORNIA-CAROLINA LEAGUE ALL-STAR GAME RESULTS:

1996	At Rancho Cucamonga, California, June 18. California League 2 MVP: Melvin Rosario, High Desert	Carolina League 2 (10 innings). Att. 6,671
1997	At Durham, North Carolina, June 17. California League 6 MVP: Michael Mitchell, Rancho Cucamonga	Carolina League 5 Att. 6,419
1999	At Lake Elsinore, California, June 22. Carolina League 10 MVP: Douglas Clark, Bakersfield	California League 6 (10 innings). Att. 6,518
2000	At Kinston, North Carolina, June 20. Carolina League 5 MVP: Juan Silvestre, Lancaster	California League 4 Att. 4,669
2001	At Lancaster, California, June 19. California League 7 MVP: Scott Bikowski, Rancho Cucamonga	Carolina League 5 Att. 3,737
2002	At Wilmington, Delaware, June 18. California League 3 MVP: Rocco Baldelli, Bakersfield	Carolina League 3 (10 innings). Att. 5,545
2003	At Rancho Cucamonga, California, June 24. Carolina League 5 MVP: Gregory Jacobs, Inland Empire	California League 3 Att. 5,737
2004	At San Bernardino (Inland Empire), California, June 29. California League 5 MVP: Travis Hinton, High Desert	Carolina League 2 Att. 4,765
2005	At Frederick, Maryland, June 28. Carolina League 8 MVP: Ubaldo Jimenez, Modesto	California League 0 Att. 7,734
2006	At Salem, Virginia, June 27. Carolina League 6 MVP: Nolan Reimold, Frederick	California League 3 Att. 5,133
2007	At Stockton, California, June 19. California League 10 MVP: Bubba Bell, Lancaster	Carolina League 5 Att. 5,064

- 2008 At Myrtle Beach, South Carolina, June 24.**
 California League 3 California League 1
MVP: Edgardo Baez, Potomac Att. 6,599
- 2009 At Lake Elsinore, California, June 23.**
 California League 2 Carolina League 1 (10 innings).
MVP: Jon Gaston, Lancaster Att. 6,689
- 2010 At Myrtle Beach, South Carolina, June 22nd**
 California League 4 Carolina League 3
MVP: Juan Perez, San Jose Att. 6,599
MVP: Oscar Tejeda, Winston-Salem
- 2011 At Modesto, California, June 21st.**
 California League 6 Carolina League 1
MVP: Jedd Gyorko, Lake Elsinore Att. 5,082
MVP: Ray Navarro, Wilmington
- 2012 At Winston-Salem, North Carolina, June 19th.**
 Carolina League 9 California League 1
MVP: Travis Shaw, Salem Att. 6,921
MVP: Billy Hamilton, Bakersfield
- 2013 At San Jose, California, June 18th.**
 Carolina League 12 California League 2
MVP: Robby Hefflinger, Lynchburg Att. 5,007
MVP: Robert Kral, Lake Elsinore
- 2014 At Wilmington, Delaware, June 17.**
 California League 3 Carolina League 2
MVP: Kyle Waldrop, Bakersfield Att. 6,385
Top Star: Kyle Wren, Lynchburg
- 2015 At Rancho Cucamonga, California, June 23.**
 California League 9 Carolina League 2
MVP: Brandon Trinkown, Rancho Cucamonga Att. 4,702
- 2016 At Lake Elsinore, California, June 21.**
 Carolina League 6 California League 4
MVP: Andrew Stevenson, Potomac
MVP: Roldolfo Martinez, San Jose
Midway Classic HR Champion: Kyle Petty, Bakersfield
75th Diamond Anniversary of the California League
Announcement of the California League's Inaugural Hall of Fame Class

California League won 9 Games, Carolina League won 9 games. Two ended in Ties.

YEARLY STANDINGS:

1941 Team:	W-	L	Pct.	GB	Manager:
Fresno Cardinals	90-	50	.643	----	George Silvey
Santa Barbara Saints	83-	56	.597	6.5	John "Bud" Clancy
Bakersfield Badgers	73-	67	.521	17	Frank Morehouse/Les Powers
Stockton Fliers	70-	70	.500	20	Keith Frazier
Anaheim Aces	55-	82	.401	33.5	Joe Huarte/Charley Smith
Merced Bears	50-	87	.365	38.5	Robert Gibson
San Bernardino Stars*	43-	28	.606		Jack Rothrock
Riverside Reds*	24-	48	.333		Elnar Sorensen

*San Bernardino and Riverside disbanded June 29th.

Playoffs: Fresno defeated Anaheim 3 games to 1.

Santa Barbara defeated Bakersfield 3 games to 1.

Finals: Santa Barbara defeated Fresno 4 games to 1.

Marv Grissom, Goes 2-4 with a 4.67 ERA in 10 games for the San Bernardino Stars in the inaugural California League campaign. 10 year big league career as a relief specialist. Wins 10 games and saves 19 games for the 1954 World Champion New York Giants. Winning pitcher in first game of 1954 World Series sweep of the Cleveland Indians.

John Scolinos, Anaheim Aces first baseman hits first California League Home Run on opening day of the 1941 season. Coaches Pepperdine for 15 years and Cal Poly for 3 decades. Wins 1,198 games in his 45 year collegiate career. Guides Cal Poly to 3 NCAA Division II National Championships. Voted into the NCAA College Coaches Hall of Fame. Named Division II Coach of the Century by Collegiate Baseball.

Bud Clancy, Guides Brooklyn's Santa Barbara Saints to the inaugural California League championship. Leading by example he is also crowned the first California League batting champion with a .344 average. California League post season All-Star first baseman at age 40. Enjoys 9 year major league with the Chicago White Sox, Brooklyn Dodgers and the Philadelphia Phillies beginning in 1924. While Babe Ruth hits 60 home runs in 1927, Clancy hits an even .300 for the White Sox in 130 games.

1942 Team:	W-	L	Pct.	GB	Manager:
Santa Barbara Saints	43-	24	.642	---	John "Bud" Clancy
San Jose Owls	35-	32	.552	8	Goldie Holt
Fresno Cardinals	34-	33	.507	9	Lou Scoffie
Bakersfield Badgers	22-	45	.338	21	Jack Colbern

Due to World War II, League suspended operations June 29th.

Bob Chesnes, Begins the season as an infielder for the San Jose Owls. Sets the California League record, still standing, for most errors by a shortstop in a game with 6! Then turns to pitching and the right hander goes 1-2 with a 5.14 ERA and 16 strikeouts and 29 walks in 28 innings. Serves three years in the military service during World War II. Wins 22 games for the San Francisco Seals in the Pacific Coast League in 1947. Makes major league debut with the Pittsburgh Pirates in 1948 and goes 14-6 with a 3.57 ERA. Two years later his major league career is over as he wins only 10 more games.

1946 Team:	W-	L	Pct.	GB	Manager:
Stockton Ports	78-	52	.600	---	Harry Goorabian
Santa Barbara Dodgers	74-	56	.569	4	Jack Knight, Jack Mele
Bakersfield Indians	72-	58	.534	6	M. Metkovich/A. Governor
Modesto Reds	69-	61	.531	9	Strader/Thompson/Tran
Fresno Cardinals	58-	72	.446	20	Everett Johnson/Paul Bowa
Visalia Cubs	39-	91	.300	39	Bob Schang, Peter Beiden

Playoffs: Stockton defeated Bakersfield 3 games to 2.
Modesto defeated Santa Barbara 3 games to 2.

Finals: Stockton defeated Modesto 4 games to 0.

Mike Garcia, California League post-season All Star pitcher for the Bakersfield Indians going 22-9 and leading the league in strikeouts with 186 and in ERA with 2.56. "The Bear" has a 14 year major league career, winning 142 games. Leads the AL in ERA twice and wins 20 games in both 1951 and 1952. Helps pitch the Cleveland Indians to the 1954 American League pennant.

Irv Noren, California League post-season All Star outfielder for the Santa Barbara Dodgers. Hits .363 while leading the league in hits with 188, doubles with 33, triples with 14 and RBIs with 129. Also steals 28 bases. 11 year major league career, highlighted by .319 batting average for New York Yankees in 1954, 2nd best in the AL.

1947 Team:	W-	L	Pct.	GB	Manager:
Stockton Ports	95-	45	.679	---	John Babich
Visalia Cubs	79-	61	.564	16	John Intlekofer
San Jose Red Sox	79-	61	.564	16	Marv Owen
Santa Barbara Dodgers	73-	67	.521	22	Ray Hathaway
Bakersfield Indians	66-	74	.471	29	Tony Governor
Fresno Cardinals	58-	82	.414	37	Demaree/Harris/Baron/Brenzel
Ventura Yankees	58-	82	.414	37	Michael Gazella/John Sturm
Modesto Reds	52-	88	.371	43	Harry Green

Playoffs: Stockton defeated San Jose 3 games to 0.

Santa Barbara defeated Visalia 3 games to 0.

Finals: Stockton defeated Santa Barbara 4 games to 3.

Marv Owen, Manager of the San Jose Red Sox. Nine year major league career, eight years with the Detroit Tigers. Member of the 1934 Detroit Tigers infield that drove in 462 RBIs, the major league record. 1B Hank Greenberg had 139 RBIs, 2B Charlie Gehringer had 127 RBIs, SS Billy Rogell had 100 RBIs and Marv Owen playing at 3B at 96 RBIs.

1948 Team:	W-	L	Pct.	GB	Manager:
Fresno Cardinals	85-	55	.607	---	Stan Benjamin
Ventura Yankees	80-	60	.571	5	Edward Kears
Santa Barbara Dodgers	74-	66	.529	11	Chester Kehn
Stockton Ports	72-	68	.514	13	Vince DiMaggio
Bakersfield Indians	70-	70	.500	15	Harry Griswold
Modesto Reds	70-	70	.500	15	William Jackson
San Jose Red Sox	64-	76	.457	21	Marv Owen
Visalia Cubs	45-	95	.321	40	Intlekofer/Statz/Anderson

Playoffs: Santa Barbara defeated Fresno 3 games to 2.

Stockton defeated Ventura 3 games to 0.

Finals: Santa Barbara defeated Stockton 4 games to 3.

Dick Williams, 1948 Santa Barbara Dodger hits .335, with 16 home runs, 90 RBIs and 16 steals in only 97 games. 13 year major league career as a player. Better known for his 21 year managerial career. Wins World Championships with the Oakland A's in 1972 and 1973. Takes Red Sox and Padres to World Series.

Vince DiMaggio, California League post-season All Star outfielder in the twilight of his career. Leads the league in home runs with 30 while driving in 100 RBIs and hitting .283. The oldest of the DiMaggio brothers has a 10 year major league career.

1949 Team:	W-	L	Pct.	GB	Manager:
Bakersfield Indians	85-	54	.612	---	Harry Griswold
Fresno Cardinals	83-	57	.593	2.5	Frenchy Uhalt
Ventura Yankees	80-	60	.571	5.5	Bones Sanders
San Jose Red Sox	76-	64	.543	9.5	Marv Owen
Santa Barbara Dodgers	75-	65	.536	10.5	Chester Kehn
Stockton Ports	64-	76	.457	21.5	Nino Bongiovanni
Modesto Reds	54-	85	.388	31	William Jackson/Max Macon
Visalia Cubs	42-	98	.300	43.5	Treadway/Statz/Passeau

Playoffs: Ventura defeated Bakersfield 3 games to 2.

San Jose defeated Fresno 3 games to 0.

Finals: San Jose defeated Ventura 4 games to 1.

Frank Sullivan, San Jose Red Sox hurler goes 12-10 with a 2.83 ERA, fourth best ERA in the California League. Goes on to have an eleven year major league career, mainly with the Boston Red Sox. Ties for the American League lead in wins in 1955 with 18 also leads the league in innings pitched that year with 260.

1950 Team:	W-	L	Pct.	GB	Manager:
Ventura Braves	85-	55	.607	---	Gene Lillard
Modesto Reds	82-	58	.586	3	Marcus Carrola
Stockton Ports	79	-61	.564	6	Harry Clements
San Jose Red Sox	78-	62	.557	7	Marv Owen
Visalia Cubs	65-	75	.464	20	James Acton
Bakersfield Indians	61-	79	.436	24	Harry Griswold
Fresno Cardinals	58-	82	.414	27	Roland LeBlanc
Santa Barbara Dodgers	52-	88	.371	33	Bill Hart

Playoffs: Modesto defeated San Jose 3 games to 1.

Stockton defeated Ventura 3 games to 2.

Finals: Modesto defeated Stockton 4 games to 1.

Don Mossi, Goes 11-10 with a 4.21 ERA for the Bakersfield Indians in his second consecutive year in the California League. Had been 13-9 with a 4.62 ERA for Bakersfield in 1949. In a 12 year major league career wins 101 games. Helps Cleveland win 1954 pennant as a relief specialist going 6-1 with a 1.94 ERA. As a starter for the Detroit Tigers in 1959 goes 17-9 with a 3.36 ERA.

1951 Team:	W-	L	Pct.	GB	Manager:
Santa Barbara Dodgers	88-	59	.599	---	Bill Hart
San Jose Red Sox	80-	67	.544	8	Marv Owen
Stockton Ports	79-	68	.537	9	Harry Clements
Visalia Cubs	76-	71	.517	12	James Trew/Cecil Garriott
Modesto Reds	74-	73	.517	14	Tony Freitas
Ventura Braves	72-	75	.490	16	Gene Lillard
Fresno Cardinals	61-	86	.415	27	Larry Barton
Bakersfield Indians	58-	89	.395	30	Wimpy Quinn

Playoffs: Santa Barbara defeated Stockton 3 games to 1.

Visalia defeated San Jose 3 games to 1.

Finals: Santa Barbara defeated Visalia 4 games to 1.

Dick Stuart, Hits .229 with only 4 home runs in 66 games for the Modesto Reds. In 1956 he slams 66 home runs for the Lincoln Chiefs in the Western League. 10 year major league career, mainly with the Pittsburgh Pirates and the Boston Red Sox. Known as Dr. Strangelove for his poor fielding and love of hitting. Leads American League in RBIs with 118 in 1964. Helps lead Pittsburgh Pirates to 1960 World Series victory.

1952 Team:	W-	L	Pct.	GB	Manager:
Fresno Cardinals	88-	52	.629	---	Roland LeBlanc
San Jose Red Sox	74-	66	.529	14	Red Marion
Santa Barbara Dodgers	74-	66	.529	14	George Scherger
Visalia Cubs	72-	68	.514	16	Larry Barton
Bakersfield Indians	70-	70	.500	18	Gene Lillard
Modesto Reds	67-	73	.479	21	Buck Elliott/Clinton Cameron
Stockton Ports	59-	81	.421	29	Harry Clements/Tony Freitas
Ventura Braves	56-	84	.400	32	Robert Sturgeon/Jose Perez

Playoffs: Fresno defeated Santa Barbara 3 games to 0.

San Jose defeated Visalia 3 games to 1.

Finals: Fresno defeated San Jose 4 games to 2.

Larry Jackson, California League post-season All-Star hurler for League Champion Fresno Cardinals. Ties league record for wins by going 28-4. Sets league strikeout record by fanning 351 batters in 300 innings. Leads league in winning percentage at .875 and has a nifty 2.85 ERA. Has a 14 year major league career with 193 wins. With the Chicago Cubs in 1964 leads the National League in wins with a 24-11 record.

1953 Team:	W-	L	Pct.	GB	Manager:
San Jose Red Sox	93-	47	.664	---	Red Marion
Bakersfield Indians	75-	65	.535	18	Ray Perry
Santa Barbara Dodgers	74-	66	.529	19	George Scherger
Stockton Ports	72-	68	.514	21	William Salkeld
Visalia Stars	67-	73	.479	26	Jerry Gardner
Fresno Cardinals	64-	77	.454	29.5	Roland LeBlanc
Modesto Reds	64-	77	.454	29.5	Guy Fletcher
Ventura Oilers	52-	88	.371	41	Jose Perez/Dario Lodigiani

Playoffs: San Jose defeated Santa Barbara 3 games to 0.

Stockton defeated Bakersfield 3 games to 0.

Finals: San Jose defeated Stockton 4 games to 2.

Albie Pearson, California League post-season All Star utility outfielder for the San Jose Red Sox. Hits .334, scoring 106 runs with 14 stolen bases helping to lead the Red Sox to the California League title. Hits .275 for the last place AL Washington Senators in 1958 to become first ever California Leaguer to win the Rookie of the Year Award. Leads the American League in runs scored in 1962 with 115 playing for Los Angeles Angels. Enjoys a 9 year major league career. One of the smallest major league players in history at 5'3" tall. When he first reported to San Jose he had to wear a batboy's uniform as the team had no player's uniform small enough. After his playing career he became a minister.

Sparky Anderson, California League post-season All-Star shortstop for the Santa Barbara Dodgers. California League leader in games, playing in all 141 Santa Barbara games in 1953. Also leads the circuit with 598 at bats. Scores 98 runs and steals 13 bases. First manager in major league history to win World Championships in both the American League (Detroit 1984) and the National League (Cincinnati 1975 & 1976). Inducted into the Baseball Hall of Fame in Cooperstown in 2000.

Truman Clevenger, Known as "Tex" the right hander for the San Jose Red Sox. Was the premier hurler in the California League in 1953. Appearing in only 19 games he fashioned a 16-2 record to lead the league in winning percentage with an .889 mark. Also led the circuit earned run average with a microscopic 1.51 ERA. Fanned 157 batters in only 155 innings pitched. Debuted with the Boston Red Sox in 1954 and has an 8 year major league career also with the Washington Senators, Los Angeles Angels and the New York Yankees. Member of the 1961 New York Yankees World Championship team.

1954 Team:	W-	L	Pct,	GB	Manager:
Modesto Reds	88-	52	.623	---	Jack Graham, Jerry Crosby
Bakersfield Indians	80-	60	.571	8	Ray Perry
Stockton Ports	80-	60	.571	8	Gene Handley
San Jose Red Sox	78-	62	.557	10	Red Marion
Fresno Cardinals	73-	67	.521	15	James Hercinger
Channel Cities Oilers	68-	72	.486	20	Dario Lodigiani
Salinas Packers	56-	84	.400	32	John O'Neil, George Genovese
Visalia Cubs	37-	103	.264	51	L. Flynn/R. Hughes/L. Powell

Playoffs: Modesto defeated Stockton 3 games to 0.

San Jose defeated Bakersfield 3 games to 1.

Finals: Modesto defeated San Jose 4 games to 1.

Don Drysdale, Goes 8-5 for the Bakersfield Indians with a 3.45 ERA. First California Leaguer to be inducted into the Hall of Fame in 1984. 1962 major league Cy Young winner with the Los Angeles Dodgers as he leads the big leagues in wins with 25 and strikeouts with 314.

Larry Sherry, Drysdale's teammate in Bakersfield goes 6-5 with a 5.15 ERA in 21 games. 11 year major league career. Most noted for his performance in the 1959 World Series as he saves 2 games and wins the other 2 for the Los Angeles Dodgers as they defeat the Chicago White Sox 4 games to 2. Has a World Series ERA of 0.71 in 12.2 innings and wins the World Series MVP award.

Chuck Essegian, Channel Cities Oilers outfielder bats .319, scores 119 runs, slams 31 home runs, drives in 118 RBIs and steals 17 bases. Has a brief 6 year major league career with one big highlight. As a teammate of Drysdale and Sherry he sets major league record by becoming the first ever to hit two pinch hit home runs in a single World Series as he helps the Dodgers defeat the White Sox in 1959. Also the first Rose Bowl player to play in the California League as the bruising fullback leads the Stanford Indians to the 1952 Rose Bowl in Pasadena against Illinois.

Bob Thorpe, At age 19, pitching for the Stockton Ports, he sets a league record that will never be broken, pitching 32 complete games, in 33 starts, the last 30 consecutively. Posts a 28-4 record, tying the California League record for most wins. California League post-season All-Star. Arm trouble ends his major league career after only 2 games with the Chicago Cubs. Pitched 2 years in the PCL. On March 17, 1960, on his job with a San Diego utilities company, he was electrocuted while working on a power line.

1955 Team:	W-	L	Pct.	GB	Manager:
Fresno Cardinals	104-	43	.707	----	Roland LeBlanc
San Jose Red Sox	98-	48	.671	5.5	Sheriff Robinson
Stockton Ports	94-	53	.639	10	Roy Partee
Modesto Reds	76-	71	.517	28	Jerry Crosby
Bakersfield Indians	61-	85	.418	42.5	Doc Alexson
Salinas Packers	60-	86	.411	43.5	Buck Elliott
Visalia Cubs	53-	94	.361	51	Dee Moore
Channel Cities/Reno*	40-	106	.274	63.5	Leonard Noren

*Channel Cities franchise transferred to Reno, Nevada on July 1st.

Playoff Finals: Fresno defeated Stockton 3 games to 1.

1955 First Half:	W-	L	Pct.	GB	Manager:
Stockton Ports	55-	20	.733	---	Roy Partee
Fresno Cardinals	53-	23	.697	2.5	Roland LeBlanc
San Jose Red Sox	48-	27	.640	7	Sheriff Robinson
Modesto Reds	40-	32	.556	13.5	Jerry Crosby
Visalia Cubs	32-	44	.421	23.5	Dee Moore
Bakersfield Indians	27-	48	.360	28	Doc Alexson
Salinas Packers	26-	48	.351	28.5	Buck Elliott
Channel Cities Oilers	18-	57	.240	37	Leonard Noren

1955 Second Half:	W-	L	Pct.	GB	Manager:
Fresno Cardinals	51-	20	.718	---	Roland LeBlanc
San Jose Red Sox	50-	21	.704	1	Sheriff Robinson
Stockton Ports	39-	33	.542	12.5	Roy Partee
Modesto Reds	36-	39	.480	17	Jerry Crosby
Bakersfield Indians	34-	37	.479	17	Doc Alexson
Salinas Packers	34-	38	.472	17.5	Buck Elliott
Reno Silver Sox	22-	49	.310	29	Leonard Noren
Visalia Cubs	21-	50	.296	30	Dee Moore

Charlie Beamon, California League post-season All Star pitcher known as “Mr. Perfect” for going 16-0 in only 16 appearances for the Stockton Ports and leading the league in ERA with a 1.36 mark. Goes 3-3 in three year major league career with the Baltimore Orioles.

Pumpsie Green, California League post-season All Star shortstop for the Stockton Ports. Hits .319 with 31 doubles, 11 triples and 12 home runs to drive in 83 RBIs while scoring 133 runs and stealing 31 bases. Most remembered for being the first African-American to play for the Boston Red Sox in 1959, 12 years after Jackie Robinson broke the color barrier in 1947.

1956 Team:	W-	L	Pct.	GB	Manager:
Fresno Cardinals	91-	49	.650	---	Eddie Lyons
Stockton Ports	83-	57	.593	8	Roy Partee
San Jose JoSox	79-	61	.564	12	Dick Whitman
Reno Silver Sox	73-	67	.521	18	Ray Perry
Visalia Cubs	67-	73	.479	24	Eddie Bockman
Modesto Reds	66-	74	.471	25	Albert Lyons
Salinas Packers	53-	87	.379	38	Eddie Lake
Bakersfield Boosters	48-	92	.343	43	Art Lilly, Dick Wilson

Playoffs: Fresno defeated San Jose 2 games to 0.

Stockton defeated Reno 2 games to 1.

Finals: Fresno defeated Stockton 3 games to 1.

Ron Hansen, Plays in all 140 games for the Stockton Ports, hitting .289 with 8 home runs, 86 runs scored, 84 RBIs and 13 stolen bases. Spends 2/3rds of the season as a second baseman, and 1/3rd as a shortstop. Earns the Rookie of the Year Honors for the American League in 1960 as a member of the Baltimore Orioles. Hits .255 with 22 home runs and 86 RBIs while playing in 153 out of 154 games in helping lead the Orioles to a second place finish. Executes an unassisted triple play for Washington vs. Cleveland on July 30, 1968. First former California League player to perform an unassisted triple play in the major leagues.

Dick Whitman, Playing manager for the San Jose JoSox, leads by example as he is California League MVP and post-season All Star outfielder. Leads the league in hitting with a .391 average in the twilight of his playing career. Six year major league outfielder with the Brooklyn Dodgers and the Philadelphia Phillies in the late 1940's and early 1950's. Plays on Brooklyn's 1947 and 1949 pennant winning teams and the Phillies 1950 pennant winner.

Joe Brovia, In his final minor league season in the United States he hits .361 for the San Jose JoSox, with 22 home runs and 90 RBIs in only 71 games. In over 1,800 games has a lifetime batting average of .311 in the minor leagues. Plays in 21 games as a pinch hitter for the 1955 Cincinnati Redlegs hitting .111 in his only big league shot. Elected to the Pacific Coast League Hall of Fame in 2005.

Al Gionfriddo, California League post-season All Star outfielder in the twilight of his career. Playing for the Visalia Cubs he hits .368, raps out 43 doubles and drives in 96 RBIs. Brief four year major league career is most remembered for his spectacular game saving catch off the bat of Joe DiMaggio in the 1947 World Series.

1957 Team:	W-	L	Pct.	GB	Manager:
Visalia Redlegs	84-	51	.622	---	Bruce Edwards
Reno Silver Sox	79-	59	.572	6.5	Ray Perry
Modesto Reds	75-	65	.536	11.5	Damon Phillips
Salinas Packers	68-	67	.504	16	Leo Thomas/Bill Krueger
San Jose JoSox	67-	68	.496	17	Dick Whitman
Bakersfield Bears	64-	75	.460	22	Dick Wilson/Babe Herman
Stockton Ports	61-	79	.436	25.5	Roy Partee
Fresno Sun Sox	52-	86	.377	33.5	Roland LeBlanc

Playoffs: Reno defeated Visalia 2 games to 0.

Salinas defeated Modesto 2 games to 1.

Finals: Salinas defeated Reno 3 games to 1.

1957 First Half:	W-	L	Pct.	GB	Manager:
Visalia Redlegs	43-	24	.642	---	Bruce Edwards
Reno Silver Sox	45-	27	.625	2.5	Ray Perry
Modesto Reds	39-	34	.534	7	Damon Phillips
San Jose JoSox	36-	33	.522	8	Dick Whitman
Salinas Packers	35-	35	.500	9.5	Leo Thomas/Bill Krueger
Bakersfield Bears	33-	40	.452	13	Dick Wilson
Fresno Sun Sox	27-	44	.380	18	Roland LeBlanc
Stockton Ports	26-	47	.356	20	Roy Partee

1957 Second Half:	W-	L	Pct.	GB	Manager:
Visalia Redlegs	41-	27	.603	---	Bruce Edwards
Modesto Reds	36-	31	.537	4.5	Damon Phillips
Stockton Ports	35-	32	.522	5.5	Roy Partee
Reno Silver Sox	34-	32	.516	6	Ray Perry
Salinas Packers	33-	32	.508	6.5	Bill Krueger
Bakersfield Bears	31-	35	.470	9	Dick Wilson/Babe Herman
San Jose JoSox	31-	35	.470	9	Dick Whitman
Fresno Sun Sox	25-	42	.373	15.5	Roland LeBlanc

Vada Pinson, California League MVP and post-season All-Star outfielder for the Visalia Redlegs. Ties the California League record for most hits in a season with 209. Bats .367 while stealing 53 bases, scoring 165 runs and produces the rare 20-20-20 in extra base hits with 40 doubles, 20 triples and 20 home runs. Drives in 97 RBIs leading the league in runs, hits, doubles and triples.

Johnny Callison, Hits .340, scoring 83 runs, hitting 17 home runs, driving in 61 RBIs and stealing 31 bases in only 86 games for the Bakersfield Bears.

1958 Team:	W-	L	Pct.	GB	Manager:
Fresno Giants	85-	55	.607	---	Mike McCormick
Bakersfield Bears	84-	55	.604	.5	Paul Ownes
Stockton Ports	70-	68	.507	14	Don Pries
Visalia Redlegs	69-	69	.500	15	Bruce Edwards/Larry Taylor
Modesto Reds	69-	70	.497	15.5	Damon Phillips
Reno Silver Sox	68-	69	.497	15.5	Ray Perry
SJ Pirates/LV Wranglers*	54-	81	.400	28.5	Jack Paepke
Salinas Packers	53-	85	.384	31	Marasco/Forthmann

*San Jose franchise transferred to Las Vegas, Nevada May 26th.

Playoffs: Fresno defeated Stockton 2 games to 1.
Visalia defeated Bakersfield 2 games to 1.
Finals: Fresno defeated Visalia 3 games to 1.

1958 First Half:	W-	L	Pct.	GB	Manager:
Fresno Giants	46-	26	.639	---	Mike McCormick
Visalia Redlegs	43-	30	.589	3.5	Bruce Edwards
Bakersfield Bears	39-	33	.542	7	Paul Owens
Stockton Ports	37-	35	.514	9	Don Pries
Modesto Reds	34-	38	.472	12	Damon Phillips
Salinas Packers	31-	40	.437	14.5	Victor Marasco
Reno Silver Sox	30-	40	.429	15	Ray Perry
SJ Pirates/LV Wranglers	26-	44	.371	19	Jack Paepke

1958 Second Half:	W-	L	Pct.	GB	Manager:
Bakersfield Bears	45-	22	.672	---	Paul Owens
Fresno Giants	39-	29	.574	6.5	Mike McCormick
Reno Silver Sox	38-	29	.567	7	Ray Perry
Modesto Reds	35-	32	.522	10	Damon Phillips
Stockton Ports	33-	33	.500	11.5	Don Pries
Las Vegas Wranglers	28-	37	.431	16	Jack Paepke
Visalia Redlegs	26-	39	.400	18	Bruce Edwards/Larry Taylor
Salinas Packers	22-	45	.328	23	Marasco/Albert Forthmann

Bob Veale, Makes his professional debut with the Las Vegas Wranglers going 2-6 with a 5.43 ERA with 74 strikeouts in 63 innings. Enjoys a 13 year major league career, eleven years with the Pittsburgh Pirates. Wins 120 games and leads the NL in strikeouts with 250 in 1964.

Tom Butters, Begins the season with the San Jose Pirates and goes with the team when they become the Las Vegas Wranglers. In 11 games ends up with a 1-5 record and a 6.00 ERA. Pitches in the major leagues for 4 years winning 2 games. Is best known for hiring Coach Mike Krzyzewski during his 20 year reign as Athletic Director at Duke.

1959 Team:	W-	L	Pct.	GB	Manager:
Modesto Reds	86-	55	.610	---	Hal Charnofsky
Reno Silver Sox	81-	58	.583	4	Ray Perry
Stockton Ports	76-	63	.547	9	Billy DeMars
Bakersfield Bears	70-	71	.496	16	Paul Owens
Visalia Redlegs	63-	77	.450	22.5	Dave Bristol
Fresno Giants	44-	96	.314	41.5	Mike McCormick

Playoff Finals: Modesto defeated Bakersfield 4 games to 2.

1959 First Half:	W-	L	Pct.	GB	Manager:
+Bakersfield Bears	42-	29	.592	---	Paul Owens
Modesto Reds	41-	30	.577	1	Hal Charnofsky
Reno Silver Sox	38-	31	.551	3	Ray Perry
Stockton Ports	35-	34	.507	6	Billy DeMars
Visalia Redlegs	33-	37	.471	8.5	Dave Bristol
Fresno Giants	21-	49	.300	20.5	Mike McCormick

+Bakersfield and Modesto tied for first-half title. Bakersfield defeated Modesto in a one game playoff.

1959 Second Half:	W-	L	Pct.	GB	Manager:
Modesto Reds	45-	25	.643	---	Hal Charnofsky
Reno Silver Sox	43-	27	.614	2	Ray Perry
Stockton Ports	41-	29	.486	4	Billy DeMars
Visalia Redlegs	30-	40	.429	15	Dave Bristol
Bakersfield Bears	28-	42	.400	17	Paul Owens
Fresno Giants	23-	47	.329	22	Mike McCormick

- Willie Davis,** California League MVP, Rookie of the Year and post-season All Star centerfielder for the Reno Silver Sox. Leads the league in 6 offensive categories: batting average at .365, runs scored with 135, hits with 187, total bases at 304, doubles with 40 and triples with 16. He also hits 15 home runs, drives in 90 RBIs and steals 33 bases. Enjoys a 20 year major league career, 14 with the Los Angeles Dodgers. Ends with 2,561 lifetime hits, 1,217 runs scored, 1,053 RBIs and 398 steals.
- Dave Bristol,** California League post-season All Star second baseman. The Visalia Redlegs playing manager hits .289, scores 100 runs, hits 13 home runs and drives in 97 RBIs. Makes his major league debut in 1966 as the manager of the Cincinnati Reds. Manages for 11 years in the big leagues, never making the playoffs.
- Bo Belinsky,** Goes 1-0 for Stockton Ports in 8 games with a 6.81 ERA and more walks than strikeouts. In 1962, his rookie year throws a no-hitter for the Los Angeles Angels in his 4th major league start, the first LA pitcher to throw a no-hitter. Gains national notoriety as he turns into a playboy dating Hollywood starlets.

1960 Team:	W-	L	Pct.	GB	Manager:
Reno Silver Sox	89-	51	.636	---	Tommy Saffell
Fresno Giants	75-	65	.536	14	Buddy Kerr
Bakersfield Bears	74-	66	.529	15	Lou Kahn
Stockton Ports	66-	74	.471	23	Billy DeMars
Modesto Reds	61-	78	.439	27.5	Tom Hamilton
Visalia Athletics	54-	85	.388	34.5	Capps/Mazmanian/Robertson

Playoffs: None (Reno won both halves).

1960 First Half:	W-	L	Pct.	GB	Manager:
Reno Silver Sox	43-	27	.614	---	Tommy Saffell
Bakersfield Bears	42-	28	.600	1	Lou Kahn
Fresno Giants	38-	32	.543	5	Buddy Kerr
Modesto Reds	32-	37	.464	10.5	Tom Hamilton
Visalia Athletics	27-	42	.391	15.5	Bill Capps/Art Mazmanian
Stockton Ports	27-	43	.386	16	Billy DeMars

1960 Second Half:	W-	L	Pct.	GB	Manager:
Reno Silver Sox	46-	24	.657	---	Tommy Saffell
Stockton Ports	39-	31	.557	7	Billy DeMars
Fresno Giants	37-	33	.529	9	Buddy Kerr
Bakersfield Bears	32-	38	.457	14	Lou Kahn
Modesto Reds	29-	41	.414	17	Tom Hamilton
Visalia Athletics	27-	43	.386	19	Bill Robertson

Chuck Hinton, California League post-season All Star outfielder for the Stockton Ports. Leads the league in batting average with a .369 mark. Scores 95 runs, slams 20 home runs while driving in 88 RBIs with 34 stolen bases. Enjoys an eleven year major league career highlighted by his 1962 season with the Washington Senators as he bats .310 with 17 home runs and 28 stolen bases.

Steve Dalkowski, According to the Minor League Register, “one of the fastest and wildest pitchers in minor league history.” Pitching for the Stockton Ports, he lives up to his press clippings by setting the California League record for most walks in a season with 262, to go with his 262 strikeouts in 170 innings. Also leads the league in losses with 15 as he goes 7-15 with a 5.14 ERA. Never makes the major leagues, finishing his minor league career with 1,354 walks in 995 innings. Was only 5’10” tall, weighed 180, wore glasses and looked more like a bookkeeper than a pitcher. Career ends in the California League in San Jose in 1965.

1961 Team:	W-	L	Pct.	GB	Manager:
Reno Silver Sox	97-	43	.693	---	Roy Smalley
Bakersfield Bears	82-	58	.586	15	Lou Kahn
Fresno Giants	68-	72	.486	29	Sal Taormina
Visalia Athletics	60-	79	.432	36.5	Bob Hofman
Modesto Reds	57-	82	.410	39.5	Vern Rapp
Stockton Ports	54-	84	.391	42	Harry Dunlop

Playoffs: None (Reno won both halves).

1961 First Half:	W-	L	Pct.	GB	Manager:
Reno Silver Sox	52-	18	.743	---	Roy Smalley
Bakersfield Bears	39-	31	.557	13	Lou Kahn
Fresno Giants	37-	33	.529	15	Sal Taormina
Modesto Reds	30-	39	.435	21.5	Vern Rapp
Visalia Athletics	30-	40	.429	22	Bob Hofman
Stockton Ports	21-	48	.304	30.5	Harry Dunlop

1961 Second Half:	W-	L	Pct.	GB	Manager:
Reno Silver Sox	45-	25	.643	---	Roy Smalley
Bakersfield Bears	43-	27	.614	2	Lou Kahn
Stockton Ports	33-	36	.478	11.5	Harry Dunlop
Fresno Giants	31-	39	.443	14	Sal Taormina
Visalia Athletics	30-	39	.435	14.5	Bob Hofman
Modesto Reds	27-	43	.386	18	Vern Rapp

Jim Ray Hart, Post-season California League All Star third baseman for the Fresno Giants. Bats .355, scores 100 runs and drives in 123 RBIs. 24 doubles, 14 triples and 22 home runs to go along with 15 stolen bases. Leads the league in triples. Enjoys a 12 year major league career hitting 170 home runs.

Jose Santiago, Future major league hurler leads the California League in strikeouts with 218 in 222 innings for the Visalia Athletics in going 13-13 with a 4.26 ERA. Has 17 complete games in 29 starts.

Dick Nen, California League post-season All Star first baseman and Rookie of the Year as he helps lead the Reno Silver Sox to the California League Championship. Leads the league in both home runs with 32 and RBIs with 144 while batting .351. Enjoys an eight year major league career. Father of Robb Nen, relief specialist for the San Francisco Giants.

1962 Team:	W-	L	Pct.	GB	Manager:
San Jose Bees	78-	58	.574	---	Red Marion
Modesto Colt 45's	75-	65	.536	5	Fred Hatfield
Reno Silver Sox	70-	68	.507	9	Roy Smalley
Stockton Ports	70-	68	.507	9	Harry Dunlop
Santa Barbara Rancheros	68-	72	.486	12	Gene Lillard
Bakersfield Bears	67-	72	.482	12.5	Bob Wellman
Fresno Giants	67-	72	.482	12.5	Sal Taormina
Visalia White Sox	60-	80	.429	20	Dick Kinaman

Playoff Finals: San Jose defeated Reno 4 games to 3.

1962 First Half:	W-	L	Pct.	GB	Manager:
San Jose Bees	48-	22	.686	---	Red Marion
Modesto Colt 45's	37-	36	.507	12.5	Fred Hatfield
Visalia White Sox	37-	36	.507	12.5	Dick Kinaman
Fresno Giants	35-	38	.479	14.5	Sal Taormina
Bakersfield Bears	34-	38	.472	15	Bob Wellman
Stockton Ports	33-	38	.465	15.5	Harry Dunlop
Santa Barbara Rancheros	33-	40	.452	16.5	Gene Lillard
Reno Silver Sox	31-	40	.437	17.5	Roy Smalley

1962 Second Half:	W-	L	Pct.	GB	Manager:
Reno Silver Sox	39-	28	.582	---	Roy Smalley
Modesto Colt 45's	38-	29	.567	1	Fred Hatfield
Stockton Ports	37-	30	.552	2	Harry Dunlop
Santa Barbara Rancheros	35-	32	.522	4	Gene Lillard
Bakersfield Bears	34-	35	.493	6	Bob Wellman
Fresno Giants	32-	34	.485	6.5	Sal Taormina
San Jose Bees	30-	36	.455	8.5	Red Marion
Visalia White Sox	23-	44	.343	16	Dick Kinaman

Mike Marshall, Bakersfield Bears shortstop hits .282 in 134 games and leads the league in errors. Twelve years later he will become the NL Cy Young award winner for the Los Angeles Dodgers appearing in a major league record 106 games.

Davey Johnson, Stockton Ports shortstop leads the league in triples with 12 while playing in only 97 games. Bats .309, raps out 18 doubles, hits 10 home runs while driving in 63 RBIs. 14 year major league manager. Teams finished first or second in division 11 times. Won World Championship with New York Mets in 1986. Currently Special Advisor for the Washington Senators.

Jim Lefebvre, Post-season California League All-Star second baseman for the Reno Silver Sox. Tears up Cal League pitching with a .327 batting average, 39 home runs, 130 RBIs, 139 runs scored, and 23 stolen bases. Three years later becomes NL Rookie of the Year.

1963 Team:	W-	L	Pct.	GB	Manager:
Stockton Ports	87-	52	.626	---	Harry Dunlop
Bakersfield Bears	78-	62	.557	9.5	Bob Wellman
Fresno Giants	73-	67	.521	14.5	Bill Werle
Modesto Colt 45's	72-	68	.514	15.5	Dave Philley
Reno Silver Sox	71-	69	.507	16.5	Tommy Saffell
Santa Barbara Rancheros	67-	72	.482	20	James Williams
San Jose Bees	62-	78	.443	25.5	Red Marion
Salinas Mets	49-	91	.350	38.5	Ken Deal

Playoff Finals: Stockton defeated Modesto 2 games to 0.

1963 First Half:	W-	L	Pct.	GB	Manager:
Modesto Colt 45's	43-	30	.589	---	Dave Philley
Stockton Ports	41-	31	.569	1.5	Harry Dunlop
Fresno Giants	38-	35	.521	5	Bill Werle
Reno Silver Sox	37-	36	.507	6	Tommy Saffell
Santa Barbara Rancheros	35-	37	.486	7.5	James Williams
Bakersfield Bears	35-	38	.479	8	Bob Wellman
San Jose Bees	35-	38	.479	8	Red Marion
Salinas Mets	27-	46	.370	16	Ken Deal

1963 Second Half:	W-	L	Pct.	GB	Manager:
Stockton Ports	46-	21	.687	---	Harry Dunlop
Bakersfield Bears	43-	24	.642	3	Bob Wellman
Fresno Giants	35-	32	.522	11	Bill Werle
Reno Silver Sox	34-	33	.507	12	Tommy Saffell
Santa Barbara Rancheros	32-	35	.478	14	James Williams
Modesto Colt 45's	29-	38	.433	17	Dave Philley
San Jose Bees	27-	40	.403	19	Red Marion
Salinas Mets	22-	45	.328	24	Ken Deal

Joe Morgan, Second baseman plays in 45 games for the Modesto Colt 45's, batting .263 with 21 stolen bases. Second California Leaguer to make the Baseball Hall of Fame. Today a nationally renowned broadcaster.

Wally Bunker, California League post-season All Star pitcher for the Stockton Ports for going 10-1 with a 2.55 ERA and 95 strikeouts in only 99 innings. Begins a nine year major league career in September with the Baltimore Orioles. Throws a complete game shutout against the Los Angeles Dodgers in the 1966 World Series as the Orioles sweep the Dodgers. In 1964 at age 19 was 19-5 for the Orioles, leading the American League in won-lost percentage with a .792 mark.

1964 Team:	W-	L	Pct.	GB	Manager:
Fresno Giants	86-	53	.619	---	Bill Werle
Salinas Mets	79-	59	.572	6.5	Kerby Farrell
San Jose Bees	73-	67	.521	13.5	Rocky Bridges
Stockton Ports	69-	70	.496	17	Harry Dunlop
Santa Barbara Dodgers	68-	71	.489	18	Al Ronning
Reno Silver Sox	66-	71	.482	19	Tommy Saffell
Modesto Colt 45's	58-	81	.417	28	Chuck Churn
Bakersfield Bears	56-	83	.403	30	Moose Johnson

Playoffs: None (Fresno won both halves).

1964 First Half:	W-	L	Pct.	GB	Manager:
Fresno Giants	44-	25	.638	---	Bill Werle
Salinas Mets	40-	30	.571	4.5	Kerby Farrell
San Jose Bees	37-	33	.529	7.5	Rocky Bridges
Stockton Ports	34-	35	.493	10	Harry Dunlop
Modesto Colt 45's	33-	36	.478	11	Chuck Churn
Santa Barbara Dodgers	33-	37	.471	11.5	Al Ronning
Reno Silver Sox	28-	39	.418	15	Tommy Saffell
Bakersfield Bears	28-	42	.400	16.5	Moose Johnson

1964 Second Half:	W-	L	Pct.	GB	Manager:
Fresno Giants	42-	28	.600	---	Bill Werle
Salinas Mets	39-	29	.574	2	Kerby Farrell
Reno Silver Sox	38-	32	.543	4	Tommy Saffell
San Jose Bees	36-	34	.514	6	Rocky Bridges
Santa Barbara Dodgers	35-	34	.507	6.5	Al Ronning
Stockton Ports	35-	35	.500	7	Harry Dunlop
Bakersfield Bears	28-	41	.406	13.5	Moose Johnson
Modesto Colt 45's	25-	45	.357	17	Chuck Churn

Masanori Murakami, California League post-season All Star pitcher and Rookie of the Year for going 11-7 with a 1.78 ERA and 159 strikeouts in 106 innings and 49 appearances pitching for the Fresno Giants. Ends the year pitching in the major leagues for the San Francisco Giants, becoming the first Japanese born player to play in the big leagues.

Buddy Harrelson, Salinas Mets shortstop hits .231 with 12 stolen bases in 135 games. Goes on to play 16 years in the major leagues, 13 with the New York Mets. Helps the Miracle Mets win the 1969 World Series.

1965 Team:	W-	L	Pct.	GB	Manager:
Stockton Ports	83-	57	.593	---	Harry Malmberg
San Jose Bees	72-	68	.514	11	Rocky Bridges
Fresno Giants	70-	69	.504	12.5	Ed FitzGerald
Salinas Indians	67-	72	.482	15.5	Phil Cavaretta
Bakersfield Bears	66-	74	.471	17	Dick Teed
Santa Barbara Dodgers	61-	79	.436	22	Norm Sherry

Playoff Finals: Stockton defeated San Jose 2 games to 0.

1965 First Half:	W-	L	Pct.	GB	Manager:
San Jose Bees	41-	29	.586	---	Rocky Bridges
Stockton Ports	40-	30	.571	1	Harry Malmberg
Fresno Giants	36-	33	.522	4.5	Ed FitzGerald
Bakersfield Bears	32-	38	.457	9	Dick Teed
Salinas Indians	30-	39	.435	10.5	Phil Cavaretta
Santa Barbara Dodgers	30-	40	.429	11	Norm Sherry

1965 Second Half:	W-	L	Pct.	GB	Manager:
Stockton Ports	43-	27	.614	---	Harry Malmberg
Salinas Indians	37-	33	.529	6	Phil Cavaretta
Bakersfield Bears	34-	36	.486	9	Dick Teed
Fresno Giants	34-	36	.486	9	Ed FitzGerald
San Jose Bees	31-	39	.443	12	Rocky Bridges
Santa Barbara Dodgers	31-	39	.443	12	Norm Sherry

Don Sutton, Playing for the last place Santa Barbara Dodgers, puts up outstanding numbers, going 8-1 with a 1.50 ERA and 101 strikeouts in only 84 innings. Wins 324 major league games in a 23 year big league career. His 3,574 lifetime strikeouts place him in the top ten on the career strikeout list. Elected to the Hall of Fame in 1998.

Bobby Bonds, Makes his California League debut with the Fresno Giants appearing in 7 games and hitting only .219. The next year he improves to .262 with 26 home runs, 91 RBIs and 18 stolen bases for the Fresno Giants.

Mike Epstein, California League post-season All Star first baseman for the Stockton Ports. Leads the league in batting average at .338 and in home runs with 30. Also drives in 100 RBIs in leading the Ports to the California League Championship.

1966 Team:	W-	L	Pct.	GB	Manager:
Modesto Reds	88-	53	.624	---	Gus Niahros
San Jose Bees	77-	64	.546	11	Rocky Bridges
Fresno Giants	74-	66	.529	13.5	Ed FitzGerald
Reno Silver Sox	69-	71	.493	18.5	Phil Cavaretta
Santa Barbara Dodgers	69-	71	.493	18.5	Norm Sherry
Bakersfield Bears	68-	72	.486	19.5	Dick Teed
Lodi Crushers	59-	81	.421	28.5	Don Elston/Ray Perry
Stockton Ports	57-	83	.407	30.5	Harry Malmberg

Playoff Finals: None (Modesto won both halves).

1966 First Half:	W-	L	Pct.	GB	Manager:
+Modesto Reds	41-	30	.577	---	Gus Niahros
San Jose Bees	40-	31	.563	1	Rocky Bridges
Fresno Giants	39-	31	.557	1.5	Ed FitzGerald
Bakersfield Bears	36-	34	.514	4.5	Dick Teed
Santa Barbara Dodgers	35-	35	.500	5.5	Norm Sherry
Reno Silver Sox	34-	36	.486	6.5	Phil Cavaretta
Stockton Ports	31-	39	.443	9.5	Harry Malmberg
Lodi Crushers	25-	45	.357	15.5	Don Elston/Ray Perry

+Modesto Reds and San Jose Bees tied for first half title. Modesto defeated San Jose in a one game playoff.

1966 Second Half:	W-	L	Pct.	GB	Manager:
Modesto Reds	47-	23	.671	---	Gus Niahros
San Jose Bees	37-	33	.529	10	Rocky Bridges
Fresno Giants	35-	35	.500	12	Ed FitzGerald
Reno Silver Sox	35-	35	.500	12	Phil Cavaretta
Lodi Crushers	34-	36	.486	13	Ray Perry
Santa Barbara Dodgers	34-	36	.486	13	Norm Sherry
Bakersfield Bears	32-	38	.457	15	Dick Teed
Stockton Ports	26-	44	.371	21	Harry Malmberg

Reggie Jackson, Hits .299 with 21 home runs and 60 RBIs in only 56 games for the Modesto Reds.

Rollie Fingers, California League post-season All-Star hurler for the Modesto Reds as he goes 11-6 with a 2.77 ERA.

Dave Duncan, California League MVP and post-season All-Star catcher for leading the league in home runs with 46. Scores 103 runs and drives in 112 RBIs in only 121 games for the Modesto Reds.

1967 Team:	W-	L	Pct.	GB	Manager:
San Jose Bees	86-	52	.623	---	Harry Dunlop
Modesto Reds	79-	61	.564	8	Sparky Anderson
Santa Barbara Dodgers	77-	63	.550	10	Norm Sherry
Bakersfield Bears	70-	68	.507	16	Nolan Campbell
Fresno Giants	67-	72	.482	19.5	Dave Garcia
Lodi Crushers	63-	77	.450	24	Walt Dixon
Stockton Ports	58-	81	.417	28.5	Harry Malmberg
Reno Silver Sox	56-	82	.406	30	Phil Cavaretta

Playoff Finals: San Jose defeated Modesto 2 games to 0.

1967 First Half:	W-	L	Pct.	GB	Manager:
San Jose Bees	46-	22	.676	---	Harry Dunlop
Modesto Reds	38-	32	.543	9	Sparky Anderson
Santa Barbara Dodgers	38-	32	.543	9	Norm Sherry
Bakersfield Bears	35-	33	.515	11	Nolan Campbell
Fresno Giants	35-	35	.500	12	Dave Garcia
Stockton Ports	31-	38	.449	15.5	Harry Malmberg
Lodi Crushers	28-	42	.400	19	Walt Dixon
Reno Silver Sox	26-	43	.377	20.5	Phil Cavaretta

1967 Second Half:	W-	L	Pct.	GB	Manager:
Modesto Reds	41-	29	.586	---	Sparky Anderson
San Jose Bees	40-	30	.571	1	Harry Dunlop
Santa Barbara Dodgers	39-	31	.557	2	Norm Sherry
Bakersfield Bears	35-	35	.500	6	Nolan Campbell
Lodi Crushers	35-	35	.500	6	Walt Dixon
Fresno Giants	32-	37	.464	8.5	Dave Garcia
Reno Silver Sox	30-	39	.435	10.5	Phil Cavaretta
Stockton Ports	27-	43	.386	14	Harry Malmberg

Sparky Anderson, Future Hall of Fame Manager guides the Modesto Reds to the second half California League championship and the second best overall record. Modesto loses to the San Jose Bees in the Championship finals.

Charlie Hough, California League post-season All Star hurler for the Santa Barbara Dodgers as he goes 14-4 with an outstanding 2.24 ERA. Goes on to have a 25 year major league career, 10 years each with the Los Angeles Dodgers and the Texas Rangers.

1968 Team:	W-	L	Pct.	GB	Manager:
San Jose Bees	80-	60	.571	---	Del Rice
Fresno Giants	79-	60	.568	.5	Dave Garcia
Lodi Crushers	75-	65	.536	5	Jim Marshall
Modesto Reds	69-	71	.493	11	Joe Cunningham
Reno Silver Sox	67-	72	.482	12.5	Clay Bryant
Stockton Ports	67-	73	.479	13	Joe Altobelli
Bakersfield Dodgers	61-	79	.436	19	Don Williams
Visalia Mets	61-	79	.436	19	Roy McMillan

Playoff Finals: Fresno defeated San Jose 2 games to 1.

1968 First Half:	W-	L	Pct.	GB	Manager:
San Jose Bees	44-	26	.629	---	Del Rice
Lodi Crushers	40-	30	.571	4	Jim Marshall
Reno Silver Sox	37-	33	.529	7	Clay Bryant
Fresno Giants	36-	34	.513	8	Dave Garcia
Modesto Reds	35-	35	.500	9	Joe Cunningham
Bakersfield Dodgers	31-	39	.443	13	Don Williams
Stockton Ports	29-	41	.414	15	Joe Altobelli
Visalia Mets	28-	42	.400	16	Roy McMillan

1968 Second Half:	W-	L	Pct.	GB	Manager:
Fresno Giants	43-	26	.623	---	Dave Garcia
Stockton Ports	38-	32	.543	5.5	Joe Altobelli
San Jose Bees	36-	34	.513	7.5	Del Rice
Lodi Crushers	35-	35	.500	8.5	Jim Marshall
Modesto Reds	34-	36	.486	9.5	Joe Cunningham
Visalia Mets	33-	37	.471	10.5	Roy McMillan
Reno Silver Sox	30-	39	.435	13	Clay Bryant
Bakersfield Dodgers	30-	40	.429	13.5	Don Williams

Ted Simmons, 1968 California League MVP and post-season All Star catcher. Leads the league in batting average at .331 and in RBIs with 117. Also slams 28 home runs for the Modesto Reds. 21 year major league career, holds the record for lifetime hits by a catcher with 2,472.

Don Baylor, Post-season California League All Star for the Stockton Ports, even though he plays in only 68 games. Hits .369 with 7 home runs, 40 RBIs and 14 stolen bases.

Joe Altobelli, Manager of the Stockton Ports, finishes with the 6th best record in the league at 67-73 (.479). 16 years later he leads the Baltimore Orioles to the World Championship.

1969 Team:	W-	L	Pct.	GB	Manager:
Stockton Ports	81-	59	.579	---	Bill Werle
Visalia Mets	80-	60	.571	1	McMillan/Estrada/Minor
Fresno Giants	72-	68	.514	9	Dennis Sommers
Reno Silver Sox	72-	68	.514	9	Ken Aspromonte
San Jose Bees	68-	72	.486	13	Tom Morgan/Eddie Bressoud
Bakersfield Dodgers	67-	73	.479	14	Don LeJohn
Modesto Reds	63-	77	.450	18	Joe Cunningham
Lodi Crushers	57-	83	.407	24	Billy Klaus/Eli Grba

Playoff Finals: Stockton defeated Visalia 2 games to 1.

1969 First Half:	W-	L	Pct.	GB	Manager:
Stockton Ports	42-	28	.600	---	Bill Werle
Fresno Giants	38-	32	.543	4	Dennis Sommers
Reno Silver Sox	38-	32	.543	4	Ken Aspromonte
Visalia Mets	37-	33	.543	5	McMillan, Estrada, Minor
Lodi Crushers	33-	37	.471	9	Billy Klaus
Modesto Reds	33-	37	.471	9	Joe Cunningham
San Jose Bees	30-	40	.429	12	Tom Morgan/Eddie Bressoud
Bakersfield Dodgers	29-	41	.414	13	Don LeJohn

1969 Second Half:	W-	L	Pct.	GB	Manager:
Visalia Mets	43-	27	.614	---	Harry Minor
Stockton Ports	39-	31	.557	4	Bill Werle
Bakersfield Dodgers	38-	32	.543	5	Don LeJohn
San Jose Bees	38-	32	.543	5	Eddie Bressoud
Fresno Giants	34-	36	.486	9	Dennis Sommers
Reno Silver Sox	34-	36	.486	9	Ken Aspromonte
Modesto Reds	30-	40	.429	13	Joe Cunningham
Lodi Crushers	24-	46	.343	19	Billy Klaus/Eli Grba

George Foster, California League post-season All-Star outfielder for the Fresno Giants for batting .321 with 14 home runs and 85 RBIs in 121 games. Eight years later is NL MVP for hitting 52 home runs for Cincinnati's Big Red Machine.

Steve Stone, Leads the California League in losses with 13 while winning 12 games with a 3.61 ERA and 184 strikeouts in 167 innings pitching for the Fresno Giants. 1980 AL Cy Young award winner. Now a prominent sportscaster in the Chicago radio-TV market.

Al Hrabosky, The "Mad Hungarian" is a Modesto Reds starter going 8-2, 2.48 ERA, 112 strikeouts in 98 IPS. Feared big league closer. Best year is 1975 for the St. Louis Cardinals as he is 13-3 and leads the NL in saves with 22.

1970 Team:	W-	L	Pct.	GB	Manager:
Bakersfield Dodgers	93-	46	.669	---	Don LeJohn
Reno Silver Sox	79-	61	.564	14.5	Pinky May
San Jose Bees	77-	63	.550	16.5	Buddy Peterson
Modesto Reds	76-	64	.543	17.5	Jack Krol
Fresno Giants	71-	68	.511	22	Dennis Sommers
Visalia Mets	66-	74	.471	27.5	Joe Frazier
Stockton Ports	54-	86	.386	39.5	Bill Werle
Lodi Padres	43-	97	.307	50.5	Sonny Ruberto/Ken Bracey

Playoff Finals: None (Bakersfield won both halves)

1970 First Half:	W-	L	Pct.	GB	Manager:
Bakersfield Dodgers	46-	23	.667	---	Don LeJohn
Reno Silver Sox	39-	31	.557	7.5	Pinky May
Modesto Reds	38-	32	.543	8.5	Jack Krol
San Jose Bees	38-	32	.543	8.5	Buddy Peterson
Fresno Giants	36-	33	.522	10	Dennis Sommers
Visalia Mets	33-	37	.471	13.5	Joe Frazier
Stockton Ports	29-	41	.414	17.5	Bill Werle
Lodi Padres	20-	50	.286	26.5	Sonny Ruberto

1970 Second Half:	W-	L	Pct.	GB	Manager:
Bakersfield Dodgers	47-	23	.671	---	Don LeJohn
Reno Silver Sox	40-	30	.571	7	Pinky May
San Jose Bees	39-	31	.557	8	Buddy Peterson
Modesto Reds	38-	32	.543	9	Jack Krol
Fresno Giants	35-	35	.500	12	Dennis Sommers
Visalia Mets	33-	37	.471	14	Joe Frazier
Stockton Ports	25-	45	.357	22	Bill Werle
Lodi Padres	23-	47	.329	24	Sonny Ruberto/Ken Bracey

Gary Matthews, Hits .279 with 23 home runs, 74 RBIs and 20 stolen bases for the Fresno Giants. Three years later wins the National League Rookie of the Year Award with the San Francisco Giants hitting .300 with 12 home runs, 58 RBIs and 17 stolen bases.

Enos Cabell, Worst fielding first baseman in the California League for the Stockton Ports, makes up for it with his bat as he finishes in top ten in batting with a .284 average, hits 10 home runs, drives in 67 RBIs and steals 24 bases. Enjoys a fifteen year major league career, with his best years spent with the Houston Astros.

1971 Team:	W-	L	Pct.	GB	Manager:
Modesto Reds	83-	56	.597	---	Roy Majtyka
Visalia Mets	81-	58	.583	2	Joe Frazier
Fresno Giants	70-	70	.500	13.5	Dennis Sommers
San Jose Bees	70-	70	.500	13.5	Buddy Peterson
Stockton Ports	67-	71	.486	15.5	Ray Malgradi
Lodi Padres	65-	74	.468	18	George Freese
Reno Silver Sox	64-	75	.460	19	Pinky May
Bakersfield Dodgers	56-	82	.406	26.5	Don LeJohn

Playoff Finals: Visalia defeated Fresno 2 games to 0.

1971 First Half:	W-	L	Pct.	GB	Manager:
Fresno Giants	42-	28	.600	---	Dennis Sommers
Modesto Reds	40-	29	.480	1.5	Roy Majtyka
Stockton Ports	35-	34	.507	6.5	Ray Malgradi
Visalia Mets	35-	34	.507	6.5	Joe Frazier
Lodi Padres	33-	36	.478	8.5	George Freese
San Jose Bees	32-	38	.457	10	Buddy Peterson
Reno Silver Sox	31-	39	.443	11	Pinky May
Bakersfield Dodgers	29-	39	.426	12	Don LeJohn

1971 Second Half:	W-	L	Pct.	GB	Manager:
Visalia Mets	46-	24	.657	---	Joe Frazier
Modesto Reds	43-	27	.614	3	Roy Majtyka
San Jose Bees	38-	32	.543	8	Buddy Peterson
Reno Silver Sox	33-	36	.478	12.5	Pinky May
Stockton Ports	32-	37	.464	13.5	Ray Malgradi
Lodi Padres	32-	38	.457	14	George Freese
Fresno Giants	28-	42	.400	18	Dennis Sommers
Bakersfield Dodgers	27-	43	.386	19	Don LeJohn

Bake McBride, Playing for the Modesto Reds he hits .303, scoring 85 runs and stealing 40 bases in 118 games. In 1974 he captures NL first year honors with the St. Louis Cardinals hitting .309, scoring 81 runs and stealing 30 bases.

Dick Tidrow, Spends his fifth and final year in the California League with the Reno Silver Sox going a perfect 4-0 in 7 games. Has a thirteen year major league career with 100 lifetime wins. Leads the NL in appearances with 84 in 1980 pitching for the Chicago Cubs. Member of 1977 and 1978 New York Yankees World Champion teams. Currently Vice President of Player Personnel for the San Francisco Giants.

1972 Team:	W-	L	Pct.	GB	Manager:
Bakersfield Dodgers	88-	52	.629	---	Don LeJohn
Modesto Reds	76-	63	.547	11.5	Tim Burgess
San Jose Bees	76-	64	.543	12	Harry Malmberg
Fresno Giants	74-	64	.536	13	Frank Funk
Visalia Mets	73-	67	.521	15	Joe Frazier
Lodi Orions	67-	73	.479	21	Jim Schaffer
Stockton Ports	52-	85	.380	34.5	Mike Stubbins
Reno Silver Sox	50-	88	.362	37	Lou Klimchuck

Playoff Finals: Modesto defeated Bakersfield 2 games to 0.

1972 First Half:	W-	L	Pct.	GB	Manager:
Bakersfield Dodgers	48-	22	.686	---	Don LeJohn
San Jose Bees	39-	31	.557	9	Harry Malmberg
Lodi Orions	38-	32	.543	10	Jim Schaffer
Fresno Giants	34-	34	.500	13	Frank Funk
Visalia Mets	33-	37	.471	15	Joe Frazier
Modesto Reds	31-	38	.449	16.5	Tom Burgess
Stockton Ports	28-	39	.418	18.5	Mike Stubbins
Reno Silver Sox	25-	43	.368	22	Lou Klimchuck

1972 Second Half:	W-	L	Pct.	GB	Manager:
Modesto Reds	45-	25	.643	---	Tom Burgess
Bakersfield Dodgers	40-	30	.571	5	Don LeJohn
Fresno Giants	40-	30	.571	5	Frank Funk
Visalia Mets	40-	30	.571	5	Joe Frazier
San Jose Bees	37-	33	.529	8	Harry Malmberg
Lodi Orions	29-	41	.414	16	Jim Schaffer
Reno Silver Sox	25-	45	.357	20	Lou Klimchuck
Stockton Ports	24-	46	.343	21	Mike Stubbins

George Brett, Future Hall of Famer plays third base for the San Jose Bees and hits only .274 with 10 home runs and 68 RBIs.

John Denny, Hurler goes 7-5 in 14 games with a 4.40 ERA for the California League champion Modesto Reds. 11 years later he wins the NL Cy Young award with the pennant winning Philadelphia Phillies.

Duane Kuiper, Reno Silver Sox second baseman bats .300, hits 2 home runs, drives in 53 RBIs and scores 89 runs. Enjoys 12 year major league career and today is a broadcaster for the San Francisco Giants.

1973 Team:	W-	L	Pct.	GB	Manager:
Lodi Lions	77-	63	.550	---	Jim Schaffer
Salinas Packers	77-	63	.550	---	Jim Saul
San Jose Bees	75-	65	.536	2	Steve Boros
Bakersfield Dodgers	70-	70	.500	7	George Freese
Reno Silver Sox	70-	70	.500	7	Lou Klimchuck
Fresno Giants	69-	71	.493	8	Frank Funk
Visalia Mets	62-	78	.443	15	Nolan Campbell
Modesto Reds	60-	80	.429	17	Bobby Dews

Playoff Finals: Lodi defeated Bakersfield 2 games to 0.

1973 First Half:	W-	L	Pct.	GB	Manager:
Lodi Lions	46-	24	.657	---	Jim Schaffer
Salinas Packers	42-	28	.600	4	Jim Saul
Reno Silver Sox	36-	34	.514	10	Lou Klimchuck
San Jose Bees	36-	34	.514	10	Steve Boros
Fresno Giants	34-	36	.486	12	Frank Funk
Modesto Reds	31-	39	.443	15	Bobby Dews
Bakersfield Dodgers	30-	40	.429	16	George Freese
Visalia Mets	25-	45	.357	21	Nolan Campbell

1973 Second Half:	W-	L	Pct.	GB	Manager:
Bakersfield Dodgers	40-	30	.571	---	George Freese
San Jose Bees	39-	31	.557	1	Steve Boros
Visalia Mets	37-	33	.529	3	Nolan Campbell
Fresno Giants	35-	35	.500	5	Frank Funk
Salinas Packers	35-	35	.500	5	Jim Saul
Reno Silver Sox	34-	36	.486	6	Lou Klimchuck
Lodi Lions	31-	39	.443	9	Jim Schaffer
Modesto Reds	29-	41	.414	11	Bobby Dews

Dennis Eckersley, Future Hall of Famer goes 12-8 with a 3.65 ERA as a starting pitcher for the Reno Silver Sox. Goes on to have a 24 year major league career, appearing in over 1,000 games. Wins 1992 AL MVP and Cy Young Award for the Oakland A's. Records 390 career saves and is a 20 game winner for the 1978 Boston Red Sox as a starting pitcher.

Dennis Leonard, California League post-season All-Star pitcher for the San Jose Bees as he leads the league in wins with 15, strikes out 212 in 206 innings with a 2.58 ERA. Goes on to be a three time 20 game winner for the Kansas City Royals.

1974 Team:	W-	L	Pct.	GB	Manager:
Fresno Giants	85-	55	.607	---	John Van Ornum
San Jose Bees	81-	59	.579	4	Steve Boros
Salinas Packers	78-	62	.557	7	Jim Saul
Modesto Reds	68-	72	.486	17	Roy Thomas
Bakersfield Dodgers	65-	75	.464	20	George Freese
Lodi Orioles	61-	79	.436	24	Jim Schaffer
Reno Silver Sox	61-	79	.436	24	Jose Azcue/Del Youngblood
Visalia Mets	61-	79	.436	24	Nolan Campbell

Playoff Finals: Fresno defeated San Jose 3 games to 2.

1974 First Half:	W-	L	Pct.	GB	Manager:
Fresno Giants	48-	22	.686	---	John Van Ornum
Modesto Reds	40-	30	.571	8	Roy Thomas
Salinas Packers	40-	30	.571	8	Jim Saul
San Jose Bees	36-	34	.514	12	Steve Boros
Visalia Mets	36-	34	.514	12	Nolan Campbell
Reno Silver Sox	30-	40	.429	18	Jose Azcue
Bakersfield Dodgers	29-	41	.414	19	George Freese
Lodi Orioles	21-	49	.300	27	Jim Schaffer

1974 Second Half:	W-	L	Pct.	GB	Manager:
San Jose Bees	45-	25	.643	---	Steve Boros
Lodi Orioles	40-	30	.571	5	Jim Schaffer
Salinas Packers	38-	32	.543	7	Jim Saul
Fresno Giants	37-	33	.529	8	John Van Ornum
Bakersfield Dodgers	36-	34	.514	9	George Freese
Reno Silver Sox	31-	39	.443	14	Jose Azcue/Del Youngblood
Modesto Reds	28-	42	.400	17	Roy Thomas
Visalia Mets	25-	45	.357	20	Nolan Campbell

Jack Clark, Helps lead the Fresno Giants to the California League Championship. Post-season California League All-Star third baseman for hitting .315 with 19 home runs and tops the circuit with 117 RBIs. 18 year major league career sees him hit 340 home runs and drive in 1,189 RBIs. Helps St. Louis Cardinals win pennants in both 1985 and 1987.

Rob Knepper, Future major league hurler is post-season California League All Star for the Fresno Giants. Leads the league in both wins, with 20, and strikeouts with 247 in 238 innings pitched with a 3.18 ERA. Wins 146 major league games.

1975 Team:	W-	L	Pct.	GB	Manager:
Reno Silver Sox	86-	54	.614	---	Harry Warner
Fresno Giants	74-	66	.529	12	John Van Ornum
Lodi Orioles	71-	69	.507	15	Bobby Malkmus
Modesto A's	68-	72	.486	18	Rene Lachemann
Salinas Packers	67-	73	.479	19	Bob Rodgers
San Jose Bees	67-	73	.479	19	Del Youngblood
Visalia Mets	67-	73	.479	19	Jack Aker
Bakersfield Dodgers	60-	80	.429	26	Ron Brand

Playoff Finals: None (Reno won both halves).

1975 First Half:	W-	L	Pct.	GB	Manager:
Reno Silver Sox	43-	27	.614	---	Harry Warner
Fresno Giants	37-	33	.529	6	John Van Ornum
San Jose Bees	37-	33	.529	6	Del Youngblood
Lodi Orioles	35-	35	.500	8	Bobby Malkmus
Salinas Packers	35-	35	.500	8	Bob Rodgers
Modesto A's	33-	37	.471	10	Rene Lachemann
Bakersfield Dodgers	32-	38	.457	11	Ron Brand
Visalia Mets	28-	42	.400	15	Jack Aker

1975 Second Half:	W-	L	Pct.	GB	Manager:
Reno Silver Sox	43-	27	.614	---	Harry Warner
Visalia Mets	39-	31	.557	4	Jack Aker
Fresno Giants	37-	33	.529	6	John Van Ornum
Lodi Orioles	36-	34	.514	7	Bobby Malkmus
Modesto A's	35-	35	.500	8	Rene Lachemann
Salinas Packers	32-	38	.457	11	Bob Rodgers
San Jose Bees	30-	40	.429	13	Del Youngblood
Bakersfield Dodgers	28-	42	.400	15	Ron Brand

Rick Sutcliffe, Pitching for the last place Bakersfield Dodgers, he leads the California League in losses with 16 as he goes 8-16 with a 4.15 ERA. Ten years later he wins NL Cy Young honors by going 16-1 with a 2.69 ERA for the Chicago Cubs. Combined with his four wins with Cleveland he is a unique 20 game winner in 1984. Baseball radio and TV announcer in recent years.

Butch Wynegar, California League post-season All-Star catcher for the Reno Silver Sox. Leads the league in RBIs with 112, while posting the second highest batting average at .314. Scores 106 runs, while hitting 19 homers and drawing 142 walks, tops in the circuit. Thirteen year major league seasons with the Twins, Yankees, and Angels.

1976 Team:	W-	L	Pct.	GB	Manager:
Salinas Angels	91-	49	.650	---	Del Crandall
Fresno Giants	77-	63	.550	14	Andy Gilbert
Reno Silver Sox	75-	62	.547	14.5	John Goryl
Modesto A's	65-	72	.474	24.5	George Farson
Lodi Dodgers	64-	76	.457	27	James Williams
San Jose Bees	45-	95	.321	46	Gomer Hodge

Playoff Finals: Reno defeated Salinas 3 games to 1.

1976 First Half:	W-	L	Pct.	GB	Manager:
Salinas Angels	48-	23	.676	---	Del Crandall
Fresno Giants	41-	29	.586	6.5	Andy Gilbert
Reno Silver Sox	33-	37	.471	14.5	John Goryl
Modesto A's	32-	38	.457	15.5	George Farson
Lodi Dodgers	30-	39	.435	17	James Williams
San Jose Bees	26-	44	.371	21.5	Gomer Hodge

1976 Second Half:	W-	L	Pct.	GB	Manager:
Reno Silver Sox	42-	25	.627	---	John Goryl
Salinas Angels	43-	26	.623	---	Del Crandall
Fresno Giants	36-	34	.514	7.5	Andy Gilbert
Modesto A's	33-	34	.493	9	George Farson
Lodi Dodgers	34-	37	.479	10	James Williams
San Jose Bees	19-	51	.271	24.5	Gomer Hodge

Alfredo Griffin, Hits .259 for the San Jose Bees in 64 games in his third year in the California League. Three years later he is the American League Rookie of the Year for 1979 with the Toronto Blue Jays. Hits .287, scoring 81 runs with 21 steals.

Jeffrey Leonard, "Hac Man" hits .330 for the Lodi Dodgers with 93 runs scored, 8 home runs, 85 RBIs and 18 stolen bases. Goes on to have a fourteen year major league career highlighted by his 4 homers in the 1987 NLCS for the San Francisco Giants against the St. Louis Cardinals.

Julio Cruz, Top fielding second baseman in the California League for the Salinas Angels. Also does some damage with his bat as he hits .307, with 81 walks, 92 runs scored and 68 stolen bases in only 96 games. Enjoys a ten year major league career highlighted by 343 lifetime stolen bases.

1977 Team:	W-	L	Pct.	GB	Manager:
Fresno Giants	83-	57	.593	---	John Van Ornum
Lodi Dodgers	81-	59	.579	2	Stan Wasiak
Salinas Angels	79-	61	.564	4	Moose Stubing
Visalia Oaks	65-	75	.464	18	Roy McMillan
Reno Silver Sox	59-	81	.421	24	Glenn Ezell
Modesto A's	53-	87	.379	30	Tom Trebelhorn

Playoff Finals: Lodi defeated Salinas 3 games to 0.

1977 First Half:	W-	L	Pct.	GB	Manager:
Salinas Angels	50-	20	.714	---	Moose Stubing
Fresno Giants	41-	29	.586	9	John Van Ornum
Lodi Dodgers	33-	37	.471	17	Stan Wasiak
Modesto A's	31-	39	.443	19	Tom Trebelhorn
Reno Silver Sox	29-	41	.414	21	Glenn Ezell
Visalia Oaks	26-	44	.371	24	Roy McMillan

1977 Second Half:	W-	L	Pct.	GB	Manager:
Lodi Dodgers	48-	22	.686	---	Stan Wasiak
Fresno Giants	42-	28	.600	6	John Van Ornum
Visalia Oaks	39-	31	.557	9	Roy McMillan
Reno Silver Sox	30-	40	.429	18	Glenn Ezell
Salinas Angels	29-	41	.414	19	Moose Stubing
Modesto A's	22-	48	.314	26	Tom Trebelhorn

Rickey Henderson, Future Hall of Famer is a post-season California League All-Star outfielder. Leads the league in stolen bases with 95 while scoring 120 runs, batting .345 and hitting 11 home runs for the last place Modesto A's. Holds major league records for stolen bases lifetime and in a single season.

John Castino, Visalia Oaks third baseman tears up California League pitching by batting .327 with 16 home runs, 54 RBIs and 13 stolen bases in only 72 games. Two years later is selected American League Rookie of the Year with the Minnesota Twins.

Rudy Law, Lodi Dodger outfielder is a California League post-season All-Star. Leads the league in hitting with a .386 batting average, scores 124 runs, hits 9 home runs, drives in 88 RBIs while stealing 37 bases. Enjoys a nine year major league career.

1978 Team:	W-	L	Pct.	GB	Manager:
Visalia Oaks (S)	97-	42	.698	---	Roy McMillan
Lodi Dodgers (N)	85-	55	.607	12.5	Stan Wasiak
Salinas Angels (S)	84-	56	.600	13.5	Chuck Cottier
Stockton Mariners (N)	63-	77	.450	34.5	Bobby Floyd
Reno Silver Sox (N)	62-	78	.443	35.5	Eddie Watt
Modesto A's (N)	61-	79	.436	36.5	Gaylen Pitts
Fresno Giants (S)	59-	80	.424	38	John Van Ornum
Bakersfield Outlaws (S)	48-	92	.343	49.5	George Culver

Playoff Finals: Visalia defeated Lodi 3 games to 2.

1978 First Half (North):	W-	L	Pct.	GB	Manager:
Lodi Dodgers	42-	28	.600	---	Stan Wasiak
Stockton Mariners	39-	34	.534	4.5	Bobby Floyd
Modesto A's	31-	40	.437	11.5	Gaylen Pitts
Reno Silver Sox	23-	47	.329	19	Eddie Watt
1978 First Half (South):	W-	L	Pct.	GB	Manager:
Visalia Oaks	52-	19	.732	---	Roy McMillan
Salinas Angels	42-	28	.600	9.5	Chuck Cottier
Fresno Giants	32-	37	.464	19	John Van Ornum
Bakersfield Outlaws	21-	49	.300	30.5	George Culver

1978 Second Half (North)	W-	L	Pct.	GB	Manager:
Lodi Dodgers	43-	27	.614	---	Stan Wasiak
Reno Silver Sox	39-	31	.557	4	Eddie Watt
Modesto A's	30-	39	.435	12.5	Gaylen Pitts
Stockton Mariners	24-	43	.358	17.5	Bobby Floyd
1978 Second Half (South)	W-	L	Pct.	GB	Manager:
Visalia Oaks	45-	23	.662	---	Roy McMillan
Salinas Angels	42-	28	.600	4	Chuck Cottier
Bakersfield Outlaws	27-	43	.386	19	George Culver
Fresno Giants	27-	43	.386	19	John Van Ornum

Joe Charboneau, California League post-season All-Star outfielder helps lead the Visalia Oaks to the Cal League Championship. Leads the league in hitting with a .350 batting average and in runs scored with 119. Also slams 18 home runs and drives in 116 RBIs. Two years later he is the American League Rookie of the Year with the Cleveland Indians. Nicknamed "Super Joe."

Bob Brenly, Future major league catcher and Arizona Diamondbacks manager is the starting third baseman for the Fresno Giants. Hits .284, scores 102 runs, slams 17 home runs, drives in 89 RBIs, and steals 12 bases.

1979 Team:	W-	L	Pct.	GB	Manager:
San Jose Missions (S)	89-	51	.636	---	Bob Didier
Visalia Oaks (S)	86-	54	.614	3	Tom Kelly
Reno Silver Sox (N)	74-	67	.525	15.5	Eddie Watt
Stockton Ports (N)	73-	68	.518	16.5	Lee Sigman
Salinas Angels (S)	69-	71	.493	20	Chris Cannizzaro
Lodi Dodgers (N)	67-	72	.482	21.5	Stan Wasiak
Fresno Giants (S)	66-	73	.475	22.5	Jack Mull
Modesto A's (N)	66-	74	.471	23	Gaylen Pitts
Bakersfield Outlaws (S)	63-	77	.450	26	Ron Mihal
Santa Clara Padres (N)	47-	93	.336	42	Joe Volpi

North Playoff: Stockton defeated Lodi 2 games to 0.

South Playoff: San Jose defeated Visalia 2 games to 1.

Finals: San Jose defeated Stockton 3 games to 2.

1979 First Half (North)	W-	L	Pct.	GB	Manager:
Lodi Dodgers	42-	28	.600	---	Stan Wasiak
Reno Silver Sox	36-	34	.514	6	Eddie Watt
Stockton Ports	34-	36	.486	8	Lee Sigman
Modesto A's	30-	40	.429	12	Gaylen Pitts
Santa Clara Padres	23-	47	.329	19	Joe Volpi
1979 First Half (South)	W-	L	Pct.	GB	Manager:
Visalia Oaks	44-	26	.629	---	Tom Kelly
San Jose Missions	40-	30	.571	4	Bob Didier
Salinas Angels	35-	35	.500	9	Chris Cannizzaro
Fresno Giants	34-	36	.486	10	Jack Mull
Bakersfield Outlaws	32-	38	.457	12	Ron Mihal

1979 Second Half (North)	W-	L	Pct.	GB	Manager:
+Stockton Ports	39-	32	.549	---	Lee Sigman
Reno Silver Sox	38-	33	.535	1	Eddie Watt
Modesto A's	36-	34	.514	2.5	Gaylen Pitts
Lodi Dodgers	25-	44	.362	13	Stan Wasiak
Santa Clara Padres	24-	46	.343	14.5	Joe Volpi
1979 Second Half (South)	W-	L	Pct.	GB	Manager:
San Jose Missions	49-	21	.700	---	Bob Didier
Visalia Oaks	42-	28	.600	7	Tom Kelly
Salinas Angels	34-	36	.486	15	Chris Cannizzaro
Fresno Giants	32-	37	.464	16.5	Jack Mull
Bakersfield Outlaws	31-	39	.443	18	Ron Mihal

+Stockton Ports and Reno Silver Sox tied for second half Northern Division title.
Stockton defeated Reno in one game playoff.

Fernando Valenzuela, Pitches first game in the United States for Lodi Dodgers.

1980 Team:	W-	L	Pct.	GB	Manager:
Stockton Ports (N)	90-	51	.638	---	Tony Muser
Modesto A's (N)	74-	65	.532	15	Keith Lieppman
Reno Silver Sox (N)	75-	66	.532	15	Jack Maloof
Fresno Giants (S)	74-	66	.529	15.5	Jack Mull
San Jose Missions (S)	73-	66	.525	16	Bill Plummer
Visalia Oaks (S)	71-	69	.507	18.5	Tom Kelly
Salinas Angels (S)	61-	79	.436	28.5	Tom Zimmer
Lodi Dodgers (N)	57-	83	.407	32.5	Dick McLaughlin
Redwood Pioneers (N)	55-	85	.393	34.5	Barry Woodhead

North Playoff: None (Stockton won both halves).

South Playoff: Visalia defeated Fresno 2 games to 0.

Finals: Stockton defeated Visalia 3 games to 0.

1980 First Half (North)	W-	L	Pct.	GB	Manager:
Stockton Ports	49-	21	.700	---	Tony Muser
Modesto A's	41-	28	.594	7.5	Keith Lieppman
Reno Silver Sox	35-	35	.500	14	Jack Maloof
Lodi Dodgers	31-	39	.443	18	Dick McLaughlin
Redwood Pioneers	31-	39	.443	18	Barry Woodhead
1980 First Half (South)	W-	L	Pct.	GB	Manager:
Fresno Giants	37-	33	.529	---	Jack Mull
San Jose Missions	32-	37	.464	4.5	Bill Plummer
Salinas Angels	32-	39	.443	6.5	Tom Zimmer
Visalia Oaks	27-	43	.386	10	Tom Kelly

1980 Second Half (North)	W-	L	Pct.	GB	Manager:
Stockton Ports	41-	30	.577	---	Tony Muser
Reno Silver Sox	40-	31	.563	1	Jack Maloof
Modesto A's	33-	37	.471	7.5	Keith Lieppman
Lodi Dodgers	26-	44	.371	14.5	Dick McLaughlin
Redwood Pioneers	24-	46	.343	16.5	Barry Woodhead
1980 Second Half (South)	W-	L	Pct.	GB	Manager:
Visalia Oaks	44-	26	.629	---	Tom Kelly
San Jose Missions	41-	29	.586	3	Bill Plummer
Fresno Giants	37-	33	.529	7	Jack Mull
Salinas Angels	30-	40	.429	14	Tom Zimmer

Tom Kelly, Wins the Cal League Manager of the Year Award for the second consecutive year as he leads the Visalia Oaks to the second half South title after finishing last in the first half. Will go on to manage in the major leagues and lead the Minnesota Twins to World Series victories in both 1987 and 1991.

1981 Team:	W-	L	Pct.	GB	Manager:
Visalia Oaks	87-	53	.621	---	Dick Phillips
Reno Silver Sox	81-	58	.583	5.5	Jack Maloof
Lodi Dodgers	73-	67	.521	14	Terry Collins
Stockton Ports	68-	71	.489	18.5	Duane Espy
Modesto A's	67-	71	.486	19	Keith Lieppman
Redwood Pioneers	66-	74	.471	21	Chris Cannizzaro
Fresno Giants	63-	77	.450	24	Wayne Cato
San Jose Missions	53-	87	.379	34	Fred Hatfield

Playoffs: Visalia defeated Stockton 2 games to 1.

Lodi defeated Reno 2 games to 0.

Finals: Lodi defeated Visalia 3 games to 2.

1981 First Half:	W-	L	Pct.	GB	Manager:
Visalia Oaks	44-	26	.629	---	Dick Phillips
Reno Silver Sox	37-	32	.536	6.5	Jack Maloof
Fresno Giants	37-	33	.529	7	Wayne Cato
San Jose Missions	36-	34	.514	8	Fred Hatfield
Redwood Pioneers	35-	35	.500	9	Chris Cannizzaro
Modesto A's	30-	38	.441	13	Keith Lieppman
Lodi Dodgers	30-	40	.429	14	Terry Collins
Stockton Ports	29-	40	.420	14.5	Duane Espy

1981 Second Half:	W-	L	Pct.	GB	Manager:
Reno Silver Sox	44-	26	.629	---	Jack Maloof
Lodi Dodgers	43-	27	.614	1	Terry Collins
Visalia Oaks	43-	27	.614	1	Dick Phillips
Stockton Ports	39-	31	.557	5	Duane Espy
Modesto A's	37-	33	.529	7	Keith Lieppman
Redwood Pioneers	31-	39	.443	13	Chris Cannizzaro
Fresno Giants	26-	44	.371	18	Wayne Cato
San Jose Missions	17-	53	.243	27	Fred Hatfield

Kent Hrbek, 1981 California League MVP and post-season All-Star first baseman for the Visalia Oaks. Leads the California League in hitting with a .379 average. Scores 119 runs, slams 27 homers, drives in 111 RBIs while stealing 12 bases. Helps Minnesota Twins win two World Series Championships.

Rob Deer, California League post-season All-Star outfielder for the Fresno Giants tops the league in home runs with 33. Deer hits over 230 home runs in his major league career.

Terry Collins, Cal League Manager of the Year for the Lodi Dodgers leads the 2015 New York Mets to the National League Pennant.

1982 Team:	W-	L	Pct.	GB	Manager:
Modesto A's (N)	94-	46	.671	---	Pete Whisenant
Stockton Ports (N)	81-	57	.587	12	Duane Espy
Visalia Oaks (S)	82-	58	.586	12	Phil Roof
Reno Padres (N)	70-	68	.507	23	Jack Maloof
Salinas Spurs (S)	68-	72	.486	26	Rich Morales
San Jose Expos (S)	66-	74	.471	28	Tommy Thompson
Redwood Pioneers (N)	65-	75	.464	29	Chris Cannizzaro
Bakersfield Mariners (S)	64-	76	.457	30	Ken Pape
Lodi Dodgers (N)	58-	82	.414	36	Rick Ollar
Fresno Giants (S)	50-	90	.357	44	Jim Maloney

Playoff Finals: Modesto defeated Visalia 4 games to 2.

1982 First Half (North):	W-	L	Pct.	GB	Manager:
Modesto A's	45-	25	.643	---	Pete Whisenant
Stockton Ports	38-	30	.559	6	Duane Espy
Redwood Pioneers	37-	33	.529	8	Chris Cannizzaro
Reno Silver Sox	29-	39	.426	15	Jack Maloof
Lodi Dodgers	29-	42	.408	16.5	Rick Ollar
1982 First Half (South):	W-	L	Pct.	GB	Manager:
Visalia Oaks	41-	29	.586	---	Phil Roof
Bakersfield Mariners	36-	34	.514	5	Ken Pape
San Jose Expos	36-	34	.514	5	Tommy Thompson
Salinas Spurs	33-	38	.465	8.5	Rich Morales
Fresno Giants	25-	45	.357	16	Jim Maloney

1982 Second Half (North):	W-	L	Pct.	GB	Manager:
Modesto A's	49-	21	.700	---	Pete Whisenant
Stockton Ports	43-	27	.614	6	Duane Espy
Reno Silver Sox	41-	29	.586	8	Jack Maloof
Lodi Dodgers	29-	40	.420	19.5	Rick Ollar
Redwood Pioneers	28-	42	.400	21	Chris Cannizzaro
1982 Second Half (South)	W-	L	Pct.	GB	Manager:
Visalia Oaks	41-	29	.586	---	Phil Roof
Salinas Spurs	35-	34	.507	5.5	Rich Morales
San Jose Expos	30-	40	.429	11	Tommy Thompson
Bakersfield Mariners	28-	42	.400	13	Ken Pape
Fresno Giants	25-	45	.357	16	Jim Maloney

Kevin McReynolds, California League MVP for the Reno Padres tops the league with a .376 batting average and 28 home runs.

Ozzie Guillen, Reno Padre leads the California League in both runs scored with 103 and hits with 183. Post-season All-Star shortstop.

Joe Gagliardi, Becomes the 6th President of the California League.

1983 Team:	W-	L	Pct.	GB	Manager:
Visalia Oaks (S)	87-	53	.621	---	Harry Warner
Stockton Ports (N)	79-	59	.572	7	Terry Bevington
Fresno Giants (S)	78-	62	.557	9	Wendell Kim
Modesto A's (N)	75-	64	.540	11.5	George Mitterwald
Redwood Pioneers (N)	73-	65	.529	13	Jack Lind
Bakersfield Mariners (S)	68-	72	.486	19	Greg Mahlberg
Reno Padres (N)	63-	76	.453	23.5	Jim Skaalen
Lodi Dodgers (N)	60-	78	.435	26	Don LeJohn
Salinas Spurs (S)	57-	83	.407	30	George Enright
San Jose Bees (S)	56-	84	.400	31	Frank Verdi

North Finals: Redwood defeated Stockton 2 games to 1.

South Finals: None (Visalia won both halves).

Finals: Redwood defeated Visalia 3 games to 1.

1983 First Half (North):	W-	L	Pct.	GB	Manager:
Stockton Ports	44-	24	.647	---	Terry Bevington
Modesto A's	39-	30	.565	5.5	George Mitterwald
Redwood Pioneers	33-	35	.485	11	Jack Lind
Reno Padres	33-	36	.478	11.5	Jim Skaalen
Lodi Dodgers	29-	39	.426	15	Don LeJohn
1983 First Half (South):	W-	L	Pct.	GB	Manager:
Visalia Oaks	45-	25	.643	---	Harry Warner
Fresno Giants	37-	33	.529	8	Wendell Kim
Bakersfield Mariners	30-	40	.429	15	Greg Mahlberg
Salinas Spurs	29-	41	.414	16	George Enright
San Jose Bees	27-	43	.386	18	Frank Verdi

1983 Second Half (North):	W-	L	Pct.	GB	Manager:
Redwood Pioneers	40-	30	.571	---	Jack Lind
Modesto A's	36-	34	.514	4	George Mitterwald
Stockton Ports	35-	35	.500	5	Terry Bevington
Lodi Dodgers	31-	39	.443	9	Don LeJohn
Reno Padres	30-	40	.429	10	Jim Skaalen
1983 Second Half (South):	W-	L	Pct.	GB	Manager:
Visalia Oaks	42-	28	.600	---	Harry Warner
Fresno Giants	41-	29	.586	1	Wendell Kim
Bakersfield Mariners	38-	32	.543	4	Greg Mahlberg
San Jose Bees	29-	41	.414	13	Frank Verdi
Salinas Spurs	28-	42	.400	14	George Enright

Kirby Puckett, Future Hall of Famer, is a post-season California League All-Star for the Visalia Oaks hitting .314 and driving in 97 RBIs.

Donnell Nixon, Future major leaguer sets the all-time California League record for stolen bases with 144 for the Bakersfield Mariners.

1984 Team:	W-	L	Pct.	GB	Manager:
Redwood Pioneers (N)	91-	48	.655	---	Tom Kotchman
Modesto A's (N)	83-	56	.597	8	George Mitterwald
Fresno Giants (S)	82-	58	.586	9.5	Wendell Kim
Bakersfield Dodgers (S)	68-	72	.486	23.5	Don LeJohn
Salinas Spurs (S)	66-	74	.471	25.5	Bob Harrison
Visalia Oaks (S)	66-	74	.471	25.5	Dave Hilton
Reno Padres (N)	65-	74	.468	26	Jim Skaalen
Stockton Mudville Nine (N)	64-	75	.460	27	Nordbrook/Pazik/Etchebarren
Lodi Crushers (N)	58-	82	.414	33.5	Junior Kennedy
San Jose Bees (S)	55-	85	.393	36.5	Al Gallagher

North Playoffs: Modesto defeated Redwood 2 games to 1.

South Playoffs: Bakersfield defeated Fresno 2 games to 1.

Finals: Modesto defeated Bakersfield 3 games to 1.

1984 First Half (North):	W-	L	Pct.	GB	Manager:
Modesto A's	44-	25	.638	---	George Mitterwald
Redwood Pioneers	38-	31	.551	6	Tom Kotchman
Stockton Mudville Nine	34-	35	.493	10	Tim Nordbrook
Reno Padres	30-	39	.435	14	Jim Skaalen
Lodi Crushers	30-	40	.429	14.5	Junior Kennedy

1984 First Half (South):	W-	L	Pct.	GB	Manager:
Fresno Giants	43-	27	.614	---	Wendell Kim
Visalia Oaks	37-	33	.529	6	Dave Hilton
Salinas Spurs	32-	38	.457	11	Bob Harrison
San Jose Bees	32-	38	.457	11	Al Gallagher
Bakersfield Dodgers	28-	42	.400	15	Don LeJohn

1984 Second Half (North):	W-	L	Pct.	GB	Manager:
Redwood Pioneers	53-	17	.757	---	Tom Kotchman
Modesto A's	39-	31	.557	14	George Mitterwald
Reno Padres	35-	35	.500	18	Jim Skaalen
Stockton Mudville Nine	30-	40	.429	23	Tom Nordbrook
Lodi Crushers	28-	42	.400	25	Junior Kennedy

1984 Second Half (South):	W-	L	Pct.	GB	Manager:
Bakersfield Dodgers	40-	30	.571	---	Don LeJohn
Fresno Giants	39-	31	.557	1	Wendell Kim
Salinas Spurs	34-	36	.486	6	Bob Harrison
Visalia Oaks	29-	41	.414	11	Dave Hilton
San Jose Bees	23-	47	.329	17	Al Gallagher

Jose Canseco, In 116 games, hits .276 with 15 home runs, 73 RBIs and 10 stolen bases for the Modesto A's.

Benito Santiago, Post-season California League All-Star catcher for the Reno Padres hits .279 with 16 home runs and 83 RBIs in 114 games.

1985 Team:	W-	L	Pct.	GB	Manager:
Salinas Spurs (S)	89-	55	.618	---	Bob Harrison
Fresno Giants (S)	84-	62	.575	6	Wendell Kim
Stockton Ports (N)	82-	63	.566	7	Tom Gamboa
Modesto A's (N)	76-	68	.528	12.5	George Mitterwald
Redwood Pioneers (N)	70-	76	.479	19.5	Tom Kotchman
Visalia Oaks (S)	66-	78	.458	23	Dan Schmitz
Bakersfield Dodgers (S)	65-	80	.448	24	Mel Queen
Reno Padres (N)	64-	81	.441	25	Steve Smith
San Jose Bees (N)	55-	88	.385	33	Jethro McIntyre

North Playoffs: Stockton defeated Modesto 3 games to 1.

South Playoffs: Fresno defeated Salinas 3 games to 1.

Finals: Fresno defeated Stockton 3 games to 2.

1985 First Half (North):	W-	L	Pct.	GB	Manager:
Modesto A's	43-	29	.597	---	George Mitterwald
Stockton Ports	41-	32	.562	2.5	Tom Gamboa
San Jose Bees	32-	40	.444	11	Jethro McIntyre
Redwood Pioneers	32-	42	.432	12	Tom Kotchman
Reno Padres	28-	45	.384	15.5	Steve Smith
1985 First Half (South):	W-	L	Pct.	GB	Manager:
Salinas Spurs	50-	22	.694	---	Bob Harrison
Fresno Giants	35-	37	.486	15	Wendell Kim
Visalia Oaks	33-	38	.465	16.5	Dan Schmitz
Bakersfield Dodgers	32-	41	.438	18.5	Mel Queen

1985 Second Half (North):	W-	L	Pct.	GB	Manager:
Stockton Ports	41-	31	.569	---	Tom Gamboa
Redwood Pioneers	38-	34	.528	3	Tom Kotchman
Reno Padres	36-	36	.500	5	Steve Smith
Modesto A's	33-	39	.458	8	George Mitterwald
San Jose Bees	23-	48	.324	17.5	Jethro McIntyre
1985 Second Half (South):	W-	L	Pct.	GB	Manager:
Fresno Giants	49-	25	.662	---	Wendell Kim
Salinas Spurs	39-	33	.542	9	Bob Harrison
Bakersfield Dodgers	33-	39	.458	15	Mel Queen
Visalia Oaks	33-	40	.452	15.5	Dan Schmitz

Mark McGwire, Modesto A's post-season All Star third baseman ties for the League lead in both home runs with 24 and RBIs with 106.

Gene Larkin, Visalia Oaks, ties McGwire for the league lead in RBIs with 106 and six years later gains immortal fame for driving in the winning run for the Minnesota Twins in the 1991 World Series.

1986 Team:	W-	L	Pct.	GB	Manager:
Palm Springs Angels (S)	87-	55	.613	---	Tom Kotchman
Stockton Ports (N)	83-	59	.585	4	Dave Machemer
Salinas Spurs (N)	77-	65	.542	10	Greg Mahlberg
Ventura County Gulls (S)	75-	67	.528	12	Glenn Ezell
Visalia Oaks (S)	75-	67	.528	12	Dan Schmitz
Reno Padres (N)	73-	69	.514	14	Jim Skaalen
Modesto A's (N)	69-	73	.486	18	Tommie Reynolds
Fresno Giants (S)	66-	76	.465	21	Tim Blackwell
San Jose Bees (N)	65-	77	.458	22	Harry Steve/Mike Verdi
Bakersfield Dodgers (S)	40-	102	.282	47	Don LeJohn

North Playoffs: Stockton defeated Salinas 3 games to 0.

South Playoffs: Visalia defeated Palm Springs 3 games to 1.

Finals: Stockton defeated Visalia 3 games to 0.

1986 First Half (North):	W-	L	Pct.	GB	Manager:
Salinas Spurs	39-	32	.549	---	Greg Mahlberg
Reno Padres	38-	33	.535	1	Jim Skaalen
Stockton Ports	35-	36	.493	4	Dave Machemer
Modesto A's	33-	38	.465	6	Tommie Reynolds
San Jose Bees	28-	43	.394	11	Harry Steve/Mike Verdi
1986 First Half (South):	W-	L	Pct.	GB	Manager:
Palm Springs Angels	48-	23	.676	---	Tom Kotchman
Ventura County Gulls	45-	26	.634	3	Glenn Ezell
Fresno Giants	37-	34	.521	11	Tim Blackwell
Visalia Oaks	32-	39	.451	16	Dan Schmitz
Bakersfield Dodgers	20-	51	.282	28	Don LeJohn

1986 Second Half (North):	W-	L	Pct.	GB	Manager:
Stockton Ports	48-	23	.676	---	David Machemer
Salinas Spurs	38-	33	.535	10	Greg Mahlberg
San Jose Bees	37-	34	.521	11	Mike Verdi
Modesto A's	36-	35	.507	12	Tommie Reynolds
Reno Padres	35-	36	.493	13	Jim Skaalen
1986 Second Half (South):	W-	L	Pct.	GB	Manager:
Visalia Oaks	43-	28	.606	---	Dan Schmitz
Palm Springs Angels	39-	32	.549	4	Tom Kotchman
Ventura County Gulls	30-	41	.423	13	Glenn Ezell
Fresno Giants	29-	42	.408	14	Tim Blackwell
Bakersfield Dodgers	20-	51	.282	23	Don LeJohn

Roberto Alomar, Reno Padres, leads the league in hitting with a .346 batting average to go along with 14 steals and 49 RBIs in only 90 games.

1987 Team:	W-	L	Pct.	GB	Manager:
Stockton Ports (N)	94-	48	.662	---	Dave Machemer
Fresno Giants (S)	80-	63	.559	14.5	Bob Harrison
Modesto A's (N)	79-	63	.556	15	Tommie Reynolds
Bakersfield Dodgers (S)	78-	65	.545	16.5	Kevin Kennedy
Reno Padres (N)	76-	66	.535	18	Pat Kelly
San Bernardino Spirit (S)	70-	72	.493	24	Rich Dauer
Palm Springs Angels (S)	69-	73	.486	25	Bill Lachemann
Visalia Oaks (S)	68-	74	.479	26	Dan Schmitz
Salinas Spurs (N)	64-	78	.451	30	Greg Mahlberg
San Jose Bees (N)	33-	109	.232	61	Mike Verdi

North Playoffs: Reno defeated Stockton 2 games to 0.

South Playoffs: None (Fresno won both halves).

Finals: Fresno defeated Reno 4 games to 3.

1987 First Half (North):	W-	L	Pct.	GB	Manager:
Stockton Ports	49-	22	.690	---	Dave Machemer
Modesto A's	39-	32	.549	10	Tommie Reynolds
Salinas Spurs	31-	40	.437	18	Greg Mahlberg
Reno Padres	30-	41	.423	19	Pat Kelly
San Jose Bees	22-	49	.310	27	Mike Verdi
1987 First Half (South):	W-	L	Pct.	GB	Manager:
+Fresno Giants	42-	30	.583	---	Bob Harrison
Bakersfield Dodgers	41-	31	.569	1	Kevin Kennedy
San Bernardino Spirit	35-	36	.493	6.5	Rich Dauer
Palm Springs Angels	34-	37	.479	7.5	Bill Lachemann
Visalia Oaks	33-	38	.465	8.5	Dan Schmitz

+Fresno Giants and Bakersfield Dodgers tied for first half Southern Division Title.

Fresno defeated Bakersfield in one game playoff.

1987 Second Half (North):	W-	L	Pct.	GB	Manager:
Reno Padres	46-	25	.648	---	Pat Kelly
Stockton Ports	45-	26	.634	1	Dave Machemer
Modesto A's	40-	31	.563	6	Tommie Reynolds
Salinas Spurs	33-	38	.465	13	Greg Mahlberg
San Jose Bees	11-	60	.155	35	Mike Verdi
1987 Second Half (South):	W-	L	Pct.	GB	Manager:
Fresno Giants	38-	33	.535	---	Bob Harrison
Bakersfield Dodgers	37-	34	.521	1	Kevin Kennedy
Palm Springs Angels	35-	36	.493	3	Bill Lachemann
San Bernardino Spirit	35-	36	.493	3	Rich Dauer
Visalia Oaks	35-	36	.493	3	Dan Schmitz

Gary Sheffield, Stockton Ports All-Star SS leads the league in RBIs with 103.

1988 Team:	W-	L	Pct.	GB	Manager:
Stockton Ports (N)	94-	49	.657	---	Dave Huppert
San Jose Giants (N)	91-	52	.636	3	Duane Espy
Riverside Red Wave (S)	85-	57	.599	8.5	Tony Torchia
Visalia Oaks (S)	80-	62	.563	13.5	Scott Ullger
San Bernardino Spirit (S)	74-	68	.521	19.5	Ralph Dick
Bakersfield Dodgers (S)	71-	71	.500	22.5	Gary LaRocque
Palm Springs Angels (S)	70-	72	.493	23.5	Bill Lachemann
Modesto A's (N)	54-	88	.380	39.5	Jeff Newman
Fresno Suns (N)	53-	89	.373	40.5	Dean Treanor
Reno Silver Sox (N)	39-	103	.275	54.5	Pee Wee Oliver

North Playoffs: Stockton defeated San Jose 3 games to 2.

South Playoffs: Riverside defeated Palm Springs 3 games to 2.

Finals: Riverside defeated Stockton 3 games to 0.

1988 First Half (North):	W-	L	Pct.	GB	Manager:
Stockton Ports	47-	24	.662	---	Dave Huppert
San Jose Giants	43-	28	.606	4	Duane Espy
Modesto A's	29-	42	.408	18	Jeff Newman
Fresno Suns	27-	44	.380	20	Dean Treanor
Reno Silver Sox	24-	47	.338	23	Pee Wee Oliver
1988 First Half (South):	W-	L	Pct.	GB	Manager:
Palm Springs Angels	40-	31	.563	---	Bill Lachemann
Riverside Red Wave	38-	33	.535	2	Tony Torchia
San Bernardino Spirit	38-	33	.535	2	Ralph Dick
Visalia Oaks	38-	33	.535	2	Scott Ullger
Bakersfield Dodgers	31-	40	.437	9	Gary LaRocque

1988 Second Half (North):	W-	L	Pct.	GB	Manager:
+San Jose Giants	48-	24	.667	---	Duane Espy
Stockton Ports	47-	25	.653	1	Dave Huppert
Fresno Suns	26-	45	.366	21.5	Dean Treanor
Modesto A's	25-	46	.352	22.5	Jeff Newman
Reno Silver Sox	15-	56	.211	32.5	Pee Wee Oliver
1988 Second Half (South):	W-	L	Pct.	GB	Manager:
Riverside Red Wave	47-	24	.662	---	Tony Torchia
Visalia Oaks	42-	29	.592	5	Scott Ullger
Bakersfield Dodgers	40-	31	.563	7	Gary LaRocque
San Bernardino Spirit	36-	35	.507	11	Ralph Dick
Palm Springs Angels	30-	41	.423	17	Bill Lachemann

+San Jose Giants and Stockton Ports tied for second half Northern Division Title.
San Jose defeated Stockton in one game playoff.

Ken Griffey, Jr. of the San Bernardino Spirit hits .338 with 11 homers in 58 games.

1989 Team:	W-	L	Pct.	GB	Manager:
Stockton Ports (N)	89-	53	.627	---	Dave Huppert
San Bernardino Spirit (S)	83-	59	.585	6	Ralph Dick
Bakersfield Dodgers (S)	82-	60	.577	7	Tim Johnson
San Jose Giants (N)	81-	61	.570	8	Duane Espy
Visalia Oaks (S)	76-	66	.535	13	Scott Ullger
Reno Silver Sox (N)	68-	74	.479	21	Eli Grba
Riverside Red Wave (S)	64-	78	.451	25	Steve Lubratich
Palm Springs Angels (S)	60-	82	.423	29	Bill Lachemann
Modesto A's (N)	56-	86	.394	33	Sakata/Lieppmann/Kubiak
Salinas Spurs (N)	51-	91	.359	38	Tim Ireland

North Playoffs: Stockton defeated San Jose 3 games to 2.

South Playoffs: Bakersfield defeated San Bernardino 3 games to 1.

Finals: Bakersfield defeated Stockton 3 games to 0.

1989 First Half (North):	W-	L	Pct.	GB	Manager:
San Jose Giants	46-	25	.648	---	Duane Espy
Stockton Ports	41-	30	.577	5	Dave Huppert
Reno Silver Sox	31-	40	.437	15	Eli Grba
Modesto A's	28-	43	.394	18	Sakata/Lieppmann, Kubiak
Salinas Spurs	25-	46	.352	21	Tim Ireland
1989 First Half (South):	W-	L	Pct.	GB	Manager:
Bakersfield Dodgers	41-	30	.577	---	Tim Johnson
Riverside Red Wave	37-	34	.521	4	Steve Lubratich
San Bernardino Spirit	37-	34	.521	4	Ralph Dick
Visalia Oaks	35-	36	.493	6	Scott Ullger
Palm Springs Angels	34-	37	.479	7	Bill Lachmann

1989 Second Half (North):	W-	L	Pct.	GB	Manager:
Stockton Ports	48-	23	.676	---	Dave Huppert
Reno Silver Sox	37-	34	.521	11	Eli Grba
San Jose Giants	35-	36	.493	13	Duane Espy
Modesto A's	28-	43	.394	20	Ted Kubiak
Salinas Spurs	26-	45	.366	22	Tim Ireland
1989 Second Half (South):	W-	L	Pct.	GB	Manager:
San Bernardino Spirit	46-	25	.648	---	Ralph Dick
Bakersfield Dodgers	41-	30	.577	5	Tim Johnson
Visalia Oaks	41-	30	.577	5	Scott Ullger
Riverside Red Wave	27-	44	.380	19	Steve Lubratich
Palm Springs Angels	26-	45	.366	20	Bill Lachemann

Eric Karros, All-Star 1B, banner year leading the Cal League in hits with 165, doubles with 40, while hitting .303 with 15 homers, 86 RBIs.

1990 Team:	W-	L	Pct.	GB	Manager:
Visalia Oaks (S)	90-	51	.638	---	Scott Ullger
Stockton Ports (N)	82-	59	.582	8	Chris Bando
Bakersfield Dodgers (S)	80-	62	.563	10.5	Tom Beyers
San Bernardino Spirit (S)	77-	65	.542	13.5	Keith Bodie
San Jose Giants (N)	74-	68	.521	16.5	Tom Spencer
Reno Silver Sox (N)	71-	68	.511	18.5	Mike Brown
Riverside Red Wave (S)	64-	78	.451	26.5	Bruce Bochy
Palm Springs Angels (S)	62-	80	.437	28.5	Pee Wee Oliver
Modesto A's (N)	59-	82	.418	31	Ted Kubiak
Salinas Spurs (N)	47-	93	.336	42.5	Hidehiko Koga

North Playoffs: Stockton defeated San Jose 3 games to 1.

South Playoffs: Bakersfield defeated Visalia 3 games to 2.

Finals: Stockton defeated Bakersfield 3 games to 2.

1990 First Half (North):	W-	L	Pct.	GB	Manager:
Stockton Ports	47-	23	.671	---	Chris Bando
Reno Silver Sox	33-	35	.485	13	Mike Brown
San Jose Giants	33-	38	.465	14.5	Tom Spencer
Modesto A's	28-	42	.400	19	Ted Kubiak
Salinas Spurs	22-	47	.319	24.5	Hidehiko Koga
1990 First Half (South):	W-	L	Pct.	GB	Manager:
Visalia Oaks	48-	22	.686	---	Scott Ullger
Bakersfield Dodgers	40-	31	.563	8.5	Tom Beyers
San Bernardino Spirit	39-	32	.549	9.5	Keith Bodie
Riverside Red Wave	35-	36	.493	13.5	Bruce Bochy
Palm Springs Angels	26-	45	.366	22.5	Pee Wee Oliver

1990 Second Half (North):	W-	L	Pct.	GB	Manager:
San Jose Giants	41-	30	.577	---	Tom Spencer
Reno Silver Sox	38-	33	.535	3	Mike Brown
Stockton Ports	35-	36	.493	6	Chris Bando
Modesto A's	31-	40	.437	10	Ted Kubiak
Salinas Spurs	25-	46	.352	16	Hidehiko Koga
1990 Second Half (South):	W-	L	Pct.	GB	Manager:
Visalia Oaks	42-	29	.592	---	Scott Ullger
Bakersfield Dodgers	40-	31	.563	2	Tom Beyers
San Bernardino Spirit	38-	33	.535	4	Keith Bodie
Palm Springs Angels	36-	35	.507	6	Pee Wee Oliver
Riverside Red Wave	29-	42	.408	13	Bruce Bochy

Pat Listach, Stockton Ports second baseman leads the California League in runs scored with 116 and steals 78 bases. Two years later he beats out Ken Griffey, Jr. for American League Rookie of the Year.

1991 Team:	W-	L	Pct.	GB	Manager:
San Jose Giants (N)	92-	44	.676	---	Ron Wotus
Bakersfield Dodgers (S)	85-	51	.625	7	Tom Beyers
High Desert Mavericks (S)	73-	63	.537	19	Bruce Bochy
Stockton Ports (N)	71-	65	.522	21	Chris Bando
Modesto A's (N)	68-	68	.500	24	Ted Kubiak
Palm Springs Angels (S)	65-	71	.478	27	Pee Wee Oliver
Reno Silver Sox (N)	59-	77	.434	33	Mal Fichman
Visalia Oaks (S)	58-	78	.426	34	Steve Liddle
Salinas Spurs (N)	55-	81	.404	37	Hidehiko Koga
San Bernardino Spirit (S)	54-	82	.397	38	Tommy Jones

North Playoffs: Stockton defeated San Jose 3 games to 1.

South Playoffs: High Desert defeated Bakersfield 3 games to 0.

Finals: High Desert defeated Stockton 3 games to 2.

1991 First Half (North):	W-	L	Pct.	GB	Manager:
San Jose Giants	45-	23	.662	---	Ron Wotus
Stockton Ports	42-	26	.618	3	Chris Bando
Modesto A's	33-	33	.500	12	Ted Kubiak
Reno Silver Sox	31-	37	.456	14	Mal Fichman
Salinas Spurs	23-	45	.338	22	Hidehiko Koga
1991 First Half (South):	W-	L	Pct.	GB	Manager:
Bakersfield Dodgers	45-	23	.662	---	Tom Beyers
Palm Springs Angels	36-	32	.529	9	Pee Wee Oliver
High Desert Mavericks	31-	37	.456	14	Bruce Bochy
San Bernardino Spirit	28-	40	.412	17	Tommy Jones
Visalia Oaks	28-	44	.353	17	Steve Liddle

1991 Second Half (North):	W-	L	Pct.	GB	Manager:
San Jose Giants	47-	21	.691	---	Ron Wotus
Modesto A's	33-	35	.485	14	Ted Kubiak
Salinas Spurs	32-	36	.471	15	Hidehiko Koga
Stockton Ports	29-	39	.426	18	Chris Bando
Reno Silver Sox	28-	40	.412	19	Mal Fichman
1991 Second Half (South):	W-	L	Pct.	GB	Manager:
High Desert Mavericks	42-	26	.618	---	Bruce Bochy
Bakersfield Dodgers	40-	28	.588	2	Tom Beyers
Visalia Oaks	34-	34	.500	8	Steve Liddle
Palm Springs Angels	29-	39	.426	13	Pee Wee Oliver
San Bernardino Spirit	26-	42	.382	16	Tommy Jones

Mike Piazza, Bakersfield Dodger All Star catcher. 29 homers, 80 RBIs.

Pedro Martinez, Bakersfield Dodger is perfect 8-0, 2.05 ERA, 83 SO's in 61.1 IPS.

1992 Team:	W-	L	Pct.	GB	Manager:
Stockton Ports (N)	83-	53	.610	---	Tim Ireland
Modesto A's (N)	79-	57	.581	4	Ted Kubiak
San Jose Giants (N)	78-	58	.574	5	Ron Wotus
Visalia Oaks (S)	75-	61	.551	8	Steve Liddle
Palm Springs Angels (S)	72-	63	.533	10.5	Mario Mendoza
High Desert Mavericks (S)	71-	65	.522	12	Bryan Little
Bakersfield Dodgers (S)	68-	68	.500	15	Tom Beyers
Reno Silver Sox (N)	65-	71	.478	18	Gary Jones
San Bernardino Spirit (S)	52-	84	.382	31	Ivan DeJesus
Salinas Spurs (N)	36-	99	.267	46.5	Hidehiko Koga

North Playoffs: Stockton defeated Modesto 3 games to 2.

South Playoffs: Visalia defeated Palm Springs 3 games to 1.

Finals: Stockton defeated Visalia 3 games to 1.

1992 First Half (North):	W-	L	Pct.	GB	Manager:
Stockton Ports	40-	28	.588	---	Tim Ireland
Modesto A's	39-	29	.574	1	Ted Kubiak
Reno Silver Sox	39-	29	.574	1	Gary Jones
San Jose Giants	37-	31	.544	3	Ron Wotus
Salinas Spurs	19-	49	.279	21	Hidehiko Koga
1992 First Half (South):	W-	L	Pct.	GB	Manager:
Palm Springs Angels	38-	30	.559	---	Mario Mendoza
Bakersfield Dodgers	37-	31	.544	1	Tom Beyers
Visalia Oaks	33-	35	.485	5	Steve Liddle
High Desert Mavericks	30-	38	.441	8	Bryan Little
San Bernardino Spirit	28-	40	.353	10	Ivan DeJesus

1992 Second Half (North):	W-	L	Pct.	GB	Manager:
Stockton Ports	43-	25	.632	---	Tim Ireland
San Jose Giants	41-	27	.603	2	Ron Wotus
Modesto A's	40-	28	.588	3	Ted Kubiak
Reno Silver Sox	26-	42	.382	17	Gary Jones
Salinas Spurs	17-	50	.254	25.5	Hidehiko Koga
1992 Second Half (South):	W-	L	Pct.	GB	Manager:
Visalia Oaks	42-	26	.618	---	Steve Liddle
High Desert Mavericks	41-	27	.603	1	Bryan Little
Palm Springs Angels	34-	33	.507	7.5	Mario Mendoza
Bakersfield Dodgers	31-	37	.456	11	Tom Beyers
San Bernardino Spirit	24-	44	.353	18	Ivan DeJesus

Marty Cordova, Visalia Oaks, League MVP. Hits .341, home run leader with 28.

Mike Hampton, Future big league 20 game winner. 13-8 for San Bernardino Spirit.

1993 Team:	W-	L	Pct.	GB	Manager:
High Desert Mavericks (S)	85-	52	.620	---	Fredi Gonzalez
San Jose Giants (N)	79-	57	.581	5.5	Dick Dietz
Stockton Ports (N)	79-	57	.581	5.5	Lamar Johnson
Riverside Pilots (S)	76-	61	.555	9	Dave Myers
Modesto A's (N)	72-	64	.529	12.5	Ted Kubiak
Rancho Cucamonga Quakes (S)	64-	72	.471	20.5	Keith Champion
San Bernardino Spirit (S)	62-	74	.456	22.5	Greg Mahlberg
Central Valley Rockies (N)	61-	75	.449	23.5	Paul Zuvella
Palm Springs Angels (S)	61-	75	.449	23.5	Mario Mendoza
Bakersfield Dodgers (N)	42-	94	.309	42.5	Rick Dempsey

North Playoffs: Modesto defeated Stockton 3 games to 1.

South Playoffs: High Desert defeated Riverside 3 games to 1.

Finals: High Desert defeated Modesto 3 games to 2.

1993 First Half (North):	W-	L	Pct.	GB	Manager:
Modesto A's	42-	26	.618	---	Ted Kubiak
San Jose Giants	41-	27	.603	1	Dick Dietz
Stockton Ports	37-	31	.544	5	Lamar Johnson
Central Valley Rockies	26-	42	.382	16	Paul Zuvella
Bakersfield Dodgers	18-	50	.265	24	Rick Dempsey
1993 First Half (South):	W-	L	Pct.	GB	Manager:
High Desert Mavericks	44-	24	.647	---	Fredi Gonzalez
Riverside Pilots	36-	32	.529	8	Dave Myers
Rancho Cucamonga Quakes	35-	33	.515	9	Keith Champion
San Bernardino Spirit	31-	37	.456	13	Greg Mahlberg
Palm Springs Angels	30-	38	.441	14	Mario Mendoza

1993 Second Half (North):	W-	L	Pct.	GB	Manager:
Stockton Ports	42-	26	.618	---	Lamar Johnson
San Jose Giants	38-	30	.559	4	Dick Dietz
Central Valley Rockies	35-	33	.515	7	Paul Zuvella
Modesto A's	30-	38	.441	12	Ted Kubiak
Bakersfield Dodgers	24-	44	.353	18	Rick Dempsey
1993 Second Half (South):	W-	L	Pct.	GB	Manager:
+High Desert Mavericks	41-	28	.594	---	Fredi Gonzalez
Riverside Pilots	40-	29	.580	1	Dave Myers
Palm Springs Angels	31-	37	.456	9.5	Mario Mendoza
San Bernardino Spirit	31-	37	.456	9.5	Greg Mahlberg
Rancho Cucamonga Quakes	29-	39	.426	11.5	Keith Champion

+High Desert Mavericks and Riverside Pilots tied for second half Southern Division Title. High Desert defeated Riverside in one game playoff.

Rancho Cucamonga debuts and breaks attendance record drawing 331,005 fans.

1994 Team:	W-	L	Pct.	GB	Manager:
Modesto A's (N)	96-	40	.706	---	Dick Scott
Riverside Pilots (S)	87-	49	.640	9	Dave Myers
Rancho Cucamonga Quakes (S)	77-	59	.566	19	Tim Flannery
San Jose Giants (N)	74-	62	.544	22	Dick Dietz
Bakersfield Dodgers (N)	69-	67	.507	27	John Shelby
Central Valley Rockies (N)	65-	71	.478	31	Bill Hayes
Lake Elsinore Storm (S)	65-	71	.478	31	Mitch Seone
Stockton Ports (N)	54-	82	.397	42	Lamar Johnson
San Bernardino Spirit (S)	48-	88	.353	48	Greg Mahlberg
High Desert Mavericks (S)	45-	91	.331	51	Phil Hannon

North Playoffs: Modesto defeated San Jose 3 games to 0.

South Playoffs: Rancho Cucamonga defeated Riverside 3 games to 1.

Finals: Rancho Cucamonga defeated Modesto 3 games to 1.

1994 First Half (North):	W-	L	Pct.	GB	Manager:
Modesto A's	50-	18	.735	---	Dick Scott
San Jose Giants	35-	33	.515	15	Dick Dietz
Bakersfield Dodgers	31-	37	.456	19	John Shelby
Stockton Ports	31-	37	.456	19	Lamar Johnson
Central Valley Rockies	28-	40	.412	22	Bill Hayes
1994 First Half (South):	W-	L	Pct.	GB	Manager:
Riverside Pilots	44-	24	.647	---	Dave Myers
Rancho Cucamonga Quakes	43-	25	.632	1	Tim Flannery
San Bernardino Spirit	30-	38	.441	14	Greg Mahlberg
High Desert Mavericks	25-	43	.368	19	Phil Hannon
Lake Elsinore Storm	23-	45	.338	21	Mitch Seane

1994 Second Half (North):	W-	L	Pct.	GB	Manager:
Modesto A's	46-	22	.676	---	Dick Scott
San Jose Giants	39-	29	.574	7	Dick Dietz
Bakersfield Dodgers	38-	30	.559	8	John Shelby
Central Valley Rockies	37-	31	.544	9	Bill Hayes
Stockton Ports	23-	45	.338	23	Lamar Johnson
1994 Second Half (South):	W-	L	Pct.	GB	Manager:
Riverside Pilots	43-	25	.632	---	Dave Myers
Lake Elsinore Storm	42-	26	.618	1	Mitch Seane
Rancho Cucamonga Quakes	34-	34	.500	9	Tim Flannery
High Desert Mavericks	20-	48	.294	23	Phil Hannon
San Bernardino Spirit	18-	50	.265	25	Greg Mahlberg

Bill Mueller, San Jose Giants third baseman hits .302, drives in 72 RBIs and leads the Cal League in walks with 103 and on base percentage with .435. Future American League batting champion helps the Boston Red Sox win the 2004 World Series. Leading hitter in the World Series.

1995 Team:	W-	L	Pct.	GB	Manager:
San Bernardino Spirit (S)	84-	54	.609	---	Ron Roenicke
Lake Elsinore Storm (S)	81-	57	.587	3	Mitch Seoane
Modesto A's (N)	78-	62	.557	7	Glenn Ezell
San Jose Giants (N)	77-	63	.550	8	Carlos Lezcano
Stockton Ports (N)	74-	65	.532	10.5	Bob Mariano
Riverside Pilots (S)	72-	67	.518	12.5	Dave Brundage
Rancho Cucamonga Quakes (S)	68-	70	.493	16	Marty Barrett
Bakersfield Blaze (N)	58-	82	.414	27	Greg Mahlberg
Visalia Oaks (N)	58-	82	.414	27	Lyle Yates
High Desert Mavericks (S)	46-	94	.329	39	Tim Blackwell

North Playoffs (Prelim.): San Jose defeated Stockton 2 games to 0.

South Playoffs (Prelim.): Lake Elsinore defeated Riverside 2 games to 1.

North Playoffs (Champ.): San Jose defeated Modesto 3 games to 0.

South Playoffs (Champ.): San Bernardino defeated Lake Elsinore 3 games to 0.

Finals: San Bernardino defeated San Jose 3 games to 0.

1995 First Half (North):	W-	L	Pct.	GB	Manager:
Modesto A's	40-	30	.571	---	Glenn Ezell
San Jose Giants	36-	34	.514	4	Carlos Lezcano
Stockton Ports	35-	34	.507	4.5	Bob Mariano
Visalia Oaks	35-	35	.500	5	Lyle Yates
Bakersfield Blaze	31-	39	.443	9	Greg Mahlberg
1995 First Half (South):	W-	L	Pct.	GB	Manager:
San Bernardino Spirit	44-	25	.638	---	Ron Roenicke
Lake Elsinore Storm	37-	32	.536	7	Mitch Seoane
Riverside Pilots	35-	34	.507	9	Dave Brundage
Rancho Cucamonga Quakes	32-	36	.471	11.5	Marty Barrett
High Desert Mavericks	22-	48	.314	22.5	Tim Blackwell

1995 Second Half (North):	W-	L	Pct.	GB	Manager:
San Jose Giants	41-	29	.586	---	Carlos Lezcano
Stockton Ports	39-	31	.557	2	Bob Mariano
Modesto A's	38-	32	.543	3	Glenn Ezell
Bakersfield Blaze	27-	43	.386	14	Greg Mahlberg
Visalia Oaks	23-	47	.329	18	Lyle Yates
1995 Second Half (South):	W-	L	Pct.	GB	Manager:
Lake Elsinore Storm	44-	25	.638	---	Mitch Seoane
San Bernardino Spirit	40-	29	.580	4	Ron Roenicke
Riverside Pilots	37-	33	.529	7.5	Dave Brundage
Rancho Cucamonga Quakes	36-	34	.514	8.5	Marty Barrett
High Desert Mavericks	24-	46	.343	20.5	Tim Blackwell

Paul Konerko: San Bernardino Catcher has 19 HR's, 77 RBIs to lead Spirit to Cal League title. 439 HR's, 1,412 RBIs in 18 year major league career.

1996 Team:	W-	L	Pct.	GB	Manager:
San Jose Giants (N)	89-	51	.636	---	Carlos Lezcano
Modesto A's (N)	82-	58	.586	7	Jim Colborn
Stockton Ports (N)	79-	61	.584	10	Greg Mahlberg
High Desert Mavericks (S)	76-	64	.543	13	Joe Ferguson
Lake Elsinore Storm (S)	75-	65	.536	14	Mitch Seoane
Lancaster JetHawks (S)	71-	69	.507	18	Dave Brundage
San Bernardino Stampede (S)	70-	70	.500	19	Del Crandall
Rancho Cucamonga Quakes (S)	69-	71	.493	20	Mike Basso
Visalia Oaks (N)	50-	90	.357	39	Tom Torricelli
Bakersfield Blaze (N)	39-	101	.279	50	Graig Nettles

North Playoffs (Prelim.): Stockton defeated Modesto 2 games to 0.

South Playoffs (Prelim.): Lake Elsinore defeated Rancho Cucamonga 2 games to 1.

North Playoffs (Champ.): San Jose defeated Stockton 3 games to 1.

South Playoffs (Champ.): Lake Elsinore defeated High Desert 3 games to 1.

Finals: Lake Elsinore defeated San Jose 3 games to 2.

1996 First Half (North):	W-	L	Pct.	GB	Manager:
San Jose Giants	44-	26	.629	---	Carlos Lezcano
Stockton Ports	40-	30	.571	4	Greg Mahlberg
Modesto A's	37-	33	.529	7	Jim Colborn
Visalia Oaks	27-	43	.386	17	Tom Torricelli
Bakersfield Blaze	24-	46	.343	20	Graig Nettles
1996 First Half (South):	W-	L	Pct.	GB	Manager:
Rancho Cucamonga Quakes	38-	32	.543	---	Mike Basso
Lancaster JetHawks	36-	34	.514	2	Dave Brundage
High Desert Mavericks	35-	35	.500	3	Joe Ferguson
Lake Elsinore Storm	35-	35	.500	3	Mitch Seoane
San Bernardino Stampede	34-	36	.486	4	Del Crandall

1996 Second Half (North):	W-	L	Pct.	GB	Manager:
Modesto A's	45-	25	.643	---	Jim Colborn
San Jose Giants	45-	25	.643	---	Carlos Lezcano
Stockton Ports	39-	31	.557	6	Greg Mahlberg
Visalia Oaks	23-	47	.329	22	Tom Torricelli
Bakersfield Blaze	15-	55	.214	30	Graig Nettles
1996 Second Half (South):	W-	L	Pct.	GB	Manager:
High Desert Mavericks	41-	29	.586	---	Joe Ferguson
Lake Elsinore Storm	40-	30	.571	1	Mitch Seoane
San Bernardino Stampede	36-	34	.514	5	Del Crandall
Lancaster JetHawks	35-	35	.500	6	Dave Brundage
Rancho Cucamonga Quakes	31-	39	.443	10	Mike Basso

Russ Ortiz: San Jose Giants closer, in only half a season, Saves 23 games, strikes out 63 batters in 36.2 innings while compiling a microscopic 0.25 ERA.

1997 Team:	W-	L	Pct.	GB	Manager:
High Desert Mavericks (V)	83-	57	.593	---	Chris Speier
Rancho Cucamonga Quakes (F)	77-	63	.550	6	Mike Basso
Lancaster JetHawks (V)	75-	66	.532	8.5	Rick Burleson
Modesto A's (V)	74-	67	.525	9.5	Jeffrey Leonard
Visalia Oaks (F)	71-	69	.507	12	Tony DeFrancesco
Stockton Ports (V)	70-	70	.500	13	Greg Mahlberg
San Bernardino Stampede (F)	68-	72	.486	15	Del Crandall/Dino Ebel
Bakersfield Blaze (F)	62-	78	.443	21	Glenn Tufts/Keith Bodie
Lake Elsinore Storm (F)	61-	79	.436	22	Don Long
San Jose Giants (V)	60-	80	.429	23	Frank Cacciatore

Freeway Playoffs (Prelim): San Bernardino defeated Visalia 2 games to 0.

Valley Playoffs (Prelim.): Lancaster defeated Stockton 2 games to 1.

Freeway Playoffs (Champ.): S. Bernardino defeated Ran. Cucamonga 3 games to 2.

Valley Playoffs (Champ.): High Desert defeated Lancaster 3 games to 0.

Finals: High Desert defeated San Bernardino 3 games to 0.

1997 First Half (Freeway Div.):	W-	L	Pct.	GB	Manager:
San Bernardino Stampede	40-	30	.571	---	Del Crandall
Rancho Cucamonga Quakes	38-	32	.543	2	Mike Basso
Visalia Oaks	35-	35	.500	5	Tony DeFrancesco
Lake Elsinore Storm	33-	37	.471	7	Don Long
Bakersfield Blaze	31-	39	.443	9	Glenn Tufts
1997 First Half (Valley Div.):	W-	L	Pct.	GB	Manager:
Stockton Ports	40-	30	.571	---	Greg Mahlberg
High Desert Mavericks	38-	32	.543	2	Chris Speier
Lancaster JetHawks	33-	37	.471	7	Rick Burleson
Modesto A's	32-	38	.457	8	Jeffrey Leonard
San Jose Giants	30-	40	.429	10	Frank Cacciatore

1997 Second Half (Freeway Div.):	W-	L	Pct.	GB	Manager:
Rancho Cucamonga Quakes	39-	31	.557	---	Mike Basso
Visalia Oaks	36-	34	.514	3	Tony DeFrancesco
Bakersfield Blaze	31-	39	.443	8	Glenn Tufts/Keith Bodie
Lake Elsinore Storm	28-	42	.400	11	Don Long
San Bernardino Stampede	28-	42	.400	11	Del Crandall/Dino Ebel
1997 Second Half (Valley Div.):	W-	L	Pct.	GB	Manager:
High Desert Mavericks	45-	25	.643	---	Chris Speier
Lancaster JetHawks	42-	29	.592	3	Rick Burleson
Modesto A's	42-	29	.592	3	Jeffrey Leonard
San Jose Giants	30-	40	.429	15	Frank Cacciatore
Stockton Ports	30-	40	.429	15	Greg Mahlberg

A. J. Hinch: Modesto A's catcher slams 20 home runs and hits .309. Major League Manager at age 35. Leads Houston Astros to the playoffs in 2015.

1998 Team:	W-	L	Pct.	GB	Manager:
San Jose Giants (V)	83-	57	.593	---	Shane Turner
High Desert Mavericks (V)	82-	58	.586	1	Don Wakamatsu
Lancaster JetHawks (V)	78-	62	.557	5	Rick Burleson
Modesto A's (V)	77-	63	.550	6	Juan Navarrete
Rancho Cucamonga Quakes (F)	77-	63	.550	6	Mike Basso
Visalia Oaks (F)	67-	73	.479	16	Tony DeFrancesco
Lake Elsinore Storm (F)	66-	74	.471	17	Mario Mendoza
Stockton Ports (V)	66-	74	.471	17	Bernie Moncallo
San Bernardino Stampede (F)	55-	85	.393	28	Hatcher/Vavra/Wallach
Bakersfield Blaze (F)	49-	91	.350	34	Frank Reberger

Freeway Playoffs (Prelim.): Lake Elsinore defeated Visalia 2 games to 0.

Valley Playoffs (Prelim.): High Desert defeated Lancaster 2 games to 0.

Freeway Playoffs (Champ.): Ran. Cucamonga defeated Lake Elsinore 3 games to 0.

Valley Playoffs (Champ.): San Jose defeated High Desert 3 games to 2.

Finals: San Jose defeated Rancho Cucamonga 3 games to 1.

1998 First Half (Freeway Div.):	W-	L	Pct.	GB	Manager:
Rancho Cucamonga Quakes	36-	34	.514	---	Mike Basso
Lake Elsinore Storm	35-	35	.500	1	Mario Mendoza
Visalia Oaks	35-	35	.500	1	Tony DeFrancesco
San Bernardino Stampede	27-	43	.386	9	Mickey Hatcher
Bakersfield Blaze	24-	46	.343	12	Frank Reberger
1998 First Half (Valley Div.):	W-	L	Pct.	GB	Manager:
San Jose Giants	46-	24	.657	---	Shane Turner
Lancaster JetHawks	40-	30	.571	6	Rick Burleson
High Desert Mavericks	38-	32	.543	8	Don Wakamatsu
Modesto A's	35-	35	.500	11	Juan Navarete
Stockton Ports	34-	36	.486	12	Bernie Moncallo

1998 Second Half (Freeway Div.):	W-	L	Pct.	GB	Manager:
Rancho Cucamonga Quakes	41-	29	.586	---	Mike Basso
Visalia Oaks	32-	38	.457	9	Tony DeFrancesco
Lake Elsinore Storm	31-	39	.443	10	Mario Mendoza
San Bernardino Stampede	28-	42	.400	13	Hatcher/Vavra/Wallach
Bakersfield Blaze	25-	45	.357	16	Frank Reberger
1998 Second Half (Valley Div.):	W-	L	Pct.	GB	Manager:
High Desert Mavericks	44-	26	.629	---	Don Wakamatsu
Modesto A's	42-	28	.600	2	Juan Navarete
Lancaster JetHawks	38-	32	.543	6	Rick Burleson
San Jose Giants	37-	33	.529	7	Shane Turner
Stockton Ports	32-	38	.457	12	Bernie Moncallo

Brad Penny: 19 year old High Desert pitcher is Cal League MVP and Pitcher of the Year, going 14-5 with a 2.96 ERA and 207 strikeouts in 164 innings.

1999 Team:	W-	L	Pct.	GB	Manager:
Modesto A's (N)	88-	52	.629	---	Bob Geren
San Bernardino Stampede (S)	80-	61	.567	8.5	Rick Burleson
Rancho Cucamonga Quakes (S)	76-	64	.543	12	Tom LaVasseur
San Jose Giants (N)	75-	65	.536	13	Lenn Sakata
Visalia Oaks (N)	75-	65	.536	13	Juan Navarette
High Desert Mavericks (S)	68-	73	.482	20.5	Derek Bryant
Bakersfield Blaze (N)	64-	76	.457	24	Keith Comstock
Lake Elsinore Storm (S)	63-	77	.450	25	Mario Mendoza
Stockton Ports (N)	57-	83	.407	31	Moncallo/Ponce
Lancaster JetHawks (S)	55-	85	.393	33	Darrin Garner

North Playoffs (Prelim.): San Jose defeated Visalia 2 games to 1.

South Playoffs (Prelim.): San Bernardino defeated High Desert 2 games to 0.

North Playoffs (Champ.): San Jose defeated Modesto 3 games to 2.

South Playoffs (Champ.): San Bernardino defeated Ran. Cucamonga 3 games to 2.

Finals: San Bernardino defeated San Jose 3 games to 2.

1999 First Half (North):	W-	L	Pct.	GB	Manager:
Modesto A's	44-	26	.629	---	Bob Geren
San Jose Giants	38-	32	.543	6	Lenn Sakata
Bakersfield Blaze	36-	34	.514	8	Keith Comstock
Stockton Ports	34-	36	.486	10	Bernie Moncallo
Visalia Oaks	32-	38	.457	12	Juan Navarette
1999 First Half (South):	W-	L	Pct.	GB	Manager:
Rancho Cucamonga Quakes	42-	28	.600	---	Tom LaVasseur
San Bernardino Stampede	41-	29	.586	1	Rick Burleson
High Desert Mavericks	30-	40	.429	12	Derek Bryant
Lake Elsinore Storm	30-	40	.429	12	Mario Mendoza
Lancaster JetHawks	23-	47	.329	19	Darrin Garner

1999 Second Half (North):	W-	L	Pct.	GB	Manager:
Modesto A's	44-	26	.629	---	Bob Geren
Visalia Oaks	43-	27	.614	1	Juan Navarette
San Jose Giants	37-	33	.529	7	Lenn Sakata
Bakersfield Blaze	28-	42	.400	16	Keith Comstock
Stockton Ports	23-	47	.329	21	Moncallo/Carlos Ponce
1999 Second Half (South):	W-	L	Pct.	GB	Manager:
+San Bernardino Stampede	39-	32	.549	---	Rick Burleson
High Desert Mavericks	38-	33	.535	1	Derek Bryant
Rancho Cucamonga Quakes	34-	36	.486	4.5	Tom LaVasseur
Lake Elsinore Storm	33-	37	.471	5.5	Mario Mendoza
Lancaster JetHawks	32-	38	.457	6.5	Darrin Garner

+San Bernardino Stampede and High Desert Mavericks tied for the second half Southern Division title. San Bernardino defeated High Desert in one game playoff.

2000 Team:	W-	L	Pct.	GB	Manager:
Lancaster JetHawks (S)	89-	51	.636	---	Mark Parent
Bakersfield Blaze (N)	80-	60	.571	9	Lenn Sakata
Visalia Oaks (N)	78-	62	.557	11	Juan Navarette
San Bernardino Stampede (S)	77-	63	.550	12	Dino Ebel
Modesto A's (N)	76-	64	.543	13	Greg Sparks
Lake Elsinore Storm (S)	70-	70	.500	19	Mario Mendoza
Mudville Nine (N)	68-	72	.486	21	Moss/Keeter/Kremblas
Rancho Cucamonga Quakes (S)	61-	79	.436	28	Tom LaVasseur
San Jose Giants (N)	53-	87	.379	36	Keith Comstock
High Desert Mavericks (S)	48-	92	.343	41	Scott Coolbaugh

North Playoffs (Prelim.): Visalia defeated Bakersfield 2 games to 1.

South Playoffs (Prelim.): San Bernardino defeated Lake Elsinore 2 games to 0.

North Playoffs (Champ.): Visalia defeated Modesto 3 games to 2.

South Playoffs (Champ.): San Bernardino defeated Lancaster 3 games to 2.

Finals: San Bernardino defeated Visalia 3 games to 0.

2000 First Half (North):	W-	L	Pct.	GB	Manager:
Modesto A's	39-	31	.557	---	Greg Sparks
Visalia Oaks	38-	32	.543	1	Juan Navarette
Bakersfield Blaze	37-	33	.529	2	Lenn Sakata
Mudville Nine	33-	37	.471	6	Moss/Keeter/Kreblas
San Jose Giants	29-	41	.414	10	Keith Comstock
2000 First Half (South):	W-	L	Pct.	GB	Manager:
Lancaster JetHawks	40-	30	.571	---	Mark Parent
San Bernardino Stampede	38-	32	.543	2	Dino Ebel
Rancho Cucamonga Quakes	37-	33	.529	3	Tom LaVasseur
Lake Elsinore Storm	36-	34	.514	4	Mario Mendoza
High Desert Mavericks	23-	47	.329	17	Scott Coolbaugh

2000 Second Half (North):	W-	L	Pct.	GB	Manager:
Bakersfield Blaze	43-	27	.614	---	Lenn Sakata
Visalia Oaks	40-	30	.571	3	Juan Navarette
Modesto A's	37-	33	.529	6	Greg Sparks
Mudville Nine	35-	35	.500	8	Frank Kremblas
San Jose Giants	24-	46	.343	19	Keith Comstock
2000 Second Half (South):	W-	L	Pct.	GB	Manager:
Lancaster JetHawks	49-	21	.700	---	Mark Parent
San Bernardino Stampede	39-	31	.557	10	Dino Ebel
Lake Elsinore Storm	34-	36	.486	15	Mario Mendoza
High Desert Mavericks	25-	45	.357	24	Scott Coolbaugh
Rancho Cucamonga Quakes	24-	46	.343	25	Tom LaVasseur

John Lackey: Lake Elsinore Storm hurler goes 6-6 with a 3.40 ERA. As a rookie, starts and wins World Series Game 7 for the 2002 Anaheim Angels.

2001 Team:	W-	L	Pct.	GB	Manager:
Lake Elsinore Storm (S)	91-	49	.650	---	Craig Colbert
San Jose Giants (N)	77-	63	.550	14	Lenn Sakata
San Bernardino Stampede (S)	76-	64	.543	15	Daren Brown
Mudville Nine (N)	74-	66	.529	17	Dave Oliver
Bakersfield Blaze (N)	71-	69	.507	20	Charlie Montoyo
High Desert Mavericks (S)	71-	69	.507	20	Frank Kremblas
Rancho Cucamonga Quakes (S)	63-	77	.450	28	Tim Wallach
Lancaster JetHawks (S)	61-	79	.436	30	Scott Coolbaugh
Visalia Oaks (N)	61-	79	.436	30	Juan Navarette
Modesto A's (N)	55-	85	.393	36	Greg Sparks

North Playoffs (Prelim.): Bakersfield defeated Mudville 2 games to 1.

South Playoffs (Prelim.): High Desert defeated San Bernardino 2 games to 1.

North Playoffs (Champ.): San Jose leading Bakersfield 2 games to 1.

South Playoffs (Champ.): Lake Elsinore defeated High Desert 3 games to 0.

Finals: (CANCELLED) Due to 9/11 terrorist attack. Lake Elsinore and San Jose declared Co-Champions.

2001 First Half (North):	W-	L	Pct.	GB	Manager:
+San Jose Giants	37-	33	.529	---	Lenn Sakata
Bakersfield Blaze	37-	33	.529	---	Charlie Montoyo
Mudville Nine	36-	34	.514	1	Dave Oliver
Visalia Oaks	33-	37	.471	4	Juan Navarette
Modesto A's	23-	47	.329	14	Greg Sparks
2001 First Half (South):	W-	L	Pct.	GB	Manager:
Lake Elsinore Storm	50-	20	.714	---	Craig Colbert
High Desert Mavericks	37-	33	.529	13	Frank Kremblas
Rancho Cucamonga Quakes	35-	35	.500	15	Tim Wallach
San Bernardino Stampede	33-	37	.471	17	Daren Brown
Lancaster JetHawks	29-	41	.414	21	Scott Coolbaugh
+San Jose Giants and Bakersfield Blaze tied for first half Northern Division Title.					
San Jose defeated Bakersfield in first scheduled meeting in 2 nd half for title.					

2001 Second Half (North):	W-	L	Pct.	GB	Manager:
San Jose Giants	40-	30	.571	---	Lenn Sakata
Mudville Nine	38-	32	.543	2	Dave Oliver
Bakersfield Blaze	34-	36	.486	6	Charlie Montoyo
Modesto A's	32-	38	.457	8	Greg Sparks
Visalia Oaks	28-	42	.400	12	Juan Navarette
2001 Second Half (South):	W-	L	Pct.	GB	Manager:
San Bernardino Stampede	43-	27	.614	---	Daren Brown
Lake Elsinore Storm	41-	29	.586	2	Craig Colbert
High Desert Mavericks	34-	36	.486	9	Frank Kremblas
Lancaster JetHawks	32-	38	.457	11	Scott Coolbaugh
Rancho Cucamonga Quakes	28-	42	.400	15	Tim Wallach

2002 Team:	W-	L	Pct.	GB	Manager:
Stockton Ports (N)	89-	51	.636	---	Jayhawk Owens
Modesto A's (N)	78-	62	.557	11	Greg Sparks
San Bernardino Stampede (S)	77-	63	.550	12	Daren Brown
Lake Elsinore Storm (S)	75-	65	.536	14	George Hendrick
+Visalia Oaks(N)	70-	71	.496	19.5	Webster Garrison
Bakersfield Blaze (N)	69-	72	.489	20.5	Charlie Montoyo
San Jose Giants (N)	68-	72	.486	21	Bill Hayes
Lancaster JetHawks (S)	63-	77	.450	26	Scarsone/Plummer
High Desert Mavericks (S)	60-	80	.429	29	Mike Caldwell
Rancho Cucamonga Quakes (S)	52-	88	.371	37	Bobby Meacham
+Visalia Oaks and Bakersfield Blaze tied for third and final playoff spot in the North. Visalia defeated Bakersfield in one game playoff.					

North Playoffs (Prelim.): Modesto defeated Visalia 2 games to 0.

South Playoffs (Prelim.): Lake Elsinore defeated Lancaster 2 games to 0.

North Playoffs (Champ.): Stockton defeated Modesto 3 games to 0.

South Playoffs (Champ.): Lake Elsinore defeated San Bernardino 3 games to 2.

Finals: Stockton defeated Lake Elsinore 3 games to 1.

2002 First Half (North):	W-	L	Pct.	GB	Manager:
Stockton Ports	49-	21	.700	---	Jayhawk Owens
Bakersfield Blaze	41-	29	.586	8	Charlie Montoyo
San Jose Giants	37-	33	.529	12	Bill Hayes
Modesto A's	34-	36	.486	15	Greg Sparks
Visalia Oaks	34-	36	.486	15	Webster Garrison
2002 First Half (South):	W-	L	Pct.	GB	Manager:
San Bernardino Stampede	37-	33	.529	---	Daren Brown
High Desert Mavericks	34-	36	.486	3	Mike Caldwell
Lake Elsinore Storm	33-	37	.471	4	George Hendrick
Rancho Cucamonga Quakes	28-	42	.400	9	Bobby Meacham
Lancaster JetHawks	23-	47	.329	14	Steve Scarsone/Plummer

2002 Second Half (North):	W-	L	Pct.	GB	Manager:
Modesto A's	44-	26	.629	---	Greg Sparks
Stockton Ports	40-	30	.571	4	Jayhawk Owens
Visalia Oaks	36-	35	.507	8.5	Webster Garrison
San Jose Giants	31-	39	.443	13	Bill Hayes
Bakersfield Blaze	28-	43	.394	16.5	Charlie Montoyo
2002 Second Half (South):	W-	L	Pct.	GB	Manager:
Lake Elsinore Storm	42-	28	.600	---	George Hendrick
Lancaster JetHawks	40-	30	.571	2	Bill Plummer
San Bernardino Stampede	40-	30	.571	2	Daren Brown
High Desert Mavericks	26-	44	.371	16	Mike Caldwell
Rancho Cucamonga Quakes	24-	46	.343	18	Bobby Meacham

2003 Team:	W-	L	Pct.	GB	Manager:
Visalia Oaks (N)	79-	61	.564	---	Stu Cole
Inland Empire 66ers (S)	78-	62	.557	1	Steve Roadcap
Stockton Ports (N)	77-	63	.550	2	Arnie Beyeler
Lake Elsinore Storm (S)	75-	65	.536	4	Jeff Gardner
Modesto A's (N)	74-	66	.536	5	Rick Rodriguez
Rancho Cucamonga Quakes (S)	74-	66	.529	5	Bobby Meacham
Lancaster JetHawks (S)	73-	67	.521	6	Mike Aldrete
Bakersfield Blaze (N)	70-	70	.500	9	Omar Munoz
San Jose Giants (N)	58-	82	.414	21	Jack Lind
High Desert Mavericks (S)	42-	98	.300	37	Tim Blackwell

North Playoffs (Prelim.): Visalia defeated Modesto 2 games to 0.

South Playoffs (Prelim.): Inland Empire defeated Lake Elsinore 2 games to 0.

North Playoffs (Champ): Stockton defeated Visalia 3 games to 2.

South Playoffs (Champ): Inland Empire defeated Ranch. Cucamonga 3 games to 1.

Finals: Inland Empire defeated Stockton 3 games to 0.

2003 First Half (North):	W-	L	Pct.	GB	Manager:
Stockton Ports	41-	29	.586	---	Arnie Beyeler
Bakersfield Blaze	38-	32	.543	3	Omar Munoz
Visalia Oaks	35-	35	.500	6	Stu Cole
Modesto A's	32-	38	.457	9	Rick Rodriguez
San Jose Giants	28-	42	.400	13	Jack Lind
2003 First Half (South):	W-	L	Pct.	GB	Manager:
Rancho Cucamonga Quakes	40-	30	.571	---	Bobby Meacham
Lancaster JetHawks	39-	31	.557	1	Mike Aldrete
Inland Empire 66ers	36-	34	.514	4	Steve Roadcap
Lake Elsinore Storm	36-	34	.514	4	Jeff Gardner
High Desert Mavericks	25-	45	.357	15	Tim Blackwell

2003 Second Half (North):	W-	L	Pct.	GB	Manager:
Visalia Oaks	44-	26	.629	---	Stu Cole
Modesto A's	42-	28	.600	2	Rick Rodriguez
Stockton Ports	36-	34	.514	8	Arnie Beyeler
Bakersfield Blaze	32-	38	.457	12	Omar Munoz
San Jose Giants	30-	40	.429	14	Jack Lind
2003 Second Half (South):	W-	L	Pct.	GB	Manager:
Inland Empire 66ers	42-	28	.600	---	Steve Roadcap
Lake Elsinore Storm	39-	31	.557	3	Jeff Gardner
Lancaster JetHawks	34-	36	.486	8	Mike Aldrete
Rancho Cucamonga Quakes	34-	36	.486	8	Bobby Meacham
High Desert Mavericks	17-	53	.243	25	Tim Blackwell

Dan Uggla: Lancaster JetHawks 2B hits .290 with 23 HR's and 90 RBIs. Only 2B in MLB history to hit 30 home runs or more in four consecutive seasons.

2004 Team:	W-	L	Pct.	GB	Manager:
Modesto A's (N)	90-	50	.643	---	Von Hayes
Lancaster JetHawks (S)	86-	54	.614	4	Wally Backman
Inland Empire 66ers (S)	77-	63	.550	13	Daren Brown
San Jose Giants (N)	74-	66	.529	16	Lenn Sakata
Stockton Ports (N)	72-	68	.514	18	Arnie Beyeler
Rancho Cucamonga Quakes (S)	69-	71	.493	21	Bobby Meacham
Lake Elsinore Storm (S)	68-	72	.486	22	Rick Renteria
Bakersfield Blaze (N)	59-	81	.421	31	Mako Oliveras
Visalia Oaks (N)	56-	84	.400	34	Stu Cole
High Desert Mavericks (S)	49-	91	.350	41	Mel Queen

North Playoffs (Prelim.): San Jose defeated Stockton 2 games to 1.

South Playoffs (Prelim.): Inland Empire defeated Rancho Cucamonga 2 games to 0.

North Playoffs (Champ.): Modesto defeated San Jose 3 games to 2.

South Playoffs (Champ.): Lancaster defeated Inland Empire 3 games to 1.

Finals: Modesto defeated Lancaster 3 games to 2.

2004 First Half (North):	W-	L	Pct.	GB	Manager:
Modesto A's	44-	26	.629	---	Von Hayes
San Jose Giants	37-	33	.529	7	Lenn Sakata
Visalia Oaks	34-	36	.486	10	Stu Cole
Stockton Ports	32-	38	.457	12	Arnie Beyeler
Bakersfield Blaze	29-	41	.414	15	Mako Oliveras
2004 First Half (South):	W-	L	Pct.	GB	Manager:
Lancaster JetHawks	43-	27	.614	---	Wally Backman
Inland Empire 66ers	39-	31	.557	4	Daren Brown
Lake Elsinore Storm	34-	36	.486	9	Rick Renteria
Rancho Cucamonga Quakes	33-	37	.471	10	Bobby Meacham
High Desert Mavericks	25-	45	.357	18	Mel Queen

2004 Second Half (North):	W-	L	Pct.	GB	Manager:
Modesto A's	46-	24	.657	---	Von Hayes
Stockton Ports	40-	30	.571	6	Arnie Beyeler
San Jose Giants	37-	33	.529	9	Lenn Sakata
Bakersfield Blaze	30-	40	.429	16	Mako Oliveras
Visalia Oaks	22-	48	.314	24	Stu Cole
2004 Second Half (South):	W-	L	Pct.	GB	Manager:
Lancaster JetHawks	43-	27	.614	---	Wally Backman
Inland Empire 66ers	38-	32	.543	5	Daren Brown
Rancho Cucamonga Quakes	36-	34	.514	7	Bobby Meacham
Lake Elsinore Storm	34-	36	.486	9	Rick Renteria
High Desert Mavericks	24-	46	.343	19	Mel Queen

Felix Hernandez: 18 year old Inland Empire 66ers hurler shows signs of future greatness, going 9-3, 2.74 ERA, with 114 strikeouts in 92 IPS.

2005 Team	W-	L	Pct.	GB	Manager:
San Jose Giants (N)	85-	55	.607	---	Lenn Sakata
Stockton Ports (N)	78-	62	.557	7	Todd Steverson
High Desert Mavericks (S)	75-	65	.536	10	Billy Gardner
Lancaster JetHawks (S)	75-	65	.536	10	Bill Plummer
Modesto Nuts (N)	72-	67	.518	12.5	Stu Cole
Lake Elsinore Storm (S)	70-	68	.507	14	Rick Renteria
Bakersfield Blaze (N)	68-	72	.486	17	Arnie Beyeler
Rancho Cucamonga Quakes (S)	62-	77	.446	22.5	Tyrone Boykin
Inland Empire 66ers (S)	58-	82	.414	27	Daren Brown
Visalia Oaks (N)	55-	85	.393	30	Steve Livesay

North Playoffs (Prelim.): Modesto defeated Stockton 2 games to 0.

South Playoffs (Prelim.): Lancaster defeated High Desert 2 games to 1.

North Playoffs (Champ.): San Jose defeated Modesto 3 games to 0.

South Playoffs (Champ.): Lake Elsinore defeated Lancaster 3 games to 0.

Finals: San Jose defeated Lake Elsinore 3 games to 2.

2005 First Half (North):	W-	L	Pct.	GB	Manager:
San Jose Giants	44-	26	.629	---	Lenn Sakata
Modesto Nuts	38-	32	.543	6	Stu Cole
Stockton Ports	36-	34	.514	8	Todd Steverson
Bakersfield Blaze	35-	35	.500	9	Arnie Beyeler
Visalia Oaks	26-	44	.371	18	Steve Livesay
2005 First Half (South):	W-	L	Pct.	GB	Manager:
Lake Elsinore Storm	41-	28	.594	---	Rick Renteria
Lancaster JetHawks	37-	33	.529	4.5	Bill Plummer
High Desert Mavericks	36-	34	.514	5.5	Billy Gardner
Rancho Cucamonga Quakes	28-	41	.406	13	Tyrone Boykin
Inland Empire 66ers	28-	42	.400	13.5	Daren Brown

2005 Second Half (North):	W-	L	Pct.	GB	Manager:
Stockton Ports	42-	28	.600	---	Todd Steverson
San Jose Giants	41-	29	.586	1	Lenn Sakata
Modesto Nuts	34-	35	.493	7.5	Stu Cole
Bakersfield Blaze	33-	37	.471	9	Arnie Beyeler
Visalia Oaks	29-	41	.414	13	Steve Livesay
2005 Second Half (South):	W-	L	Pct.	GB	Manager:
High Desert Mavericks	39-	31	.557	---	Billy Gardner
Lancaster JetHawks	38-	32	.543	1	Bill Plummer
Rancho Cucamonga Quakes	34-	36	.486	5	Tyrone Boykin
Inland Empire 66ers	30-	40	.429	9	Daren Brown
Lake Elsinore Storm	29-	40	.420	9.5	Rick Renteria

Brandon Wood: Rancho Cucamonga Quakes SS is Cal League MVP, Monster Season includes 51 2B's, 4 3B's, 43 HR's, 115 RBI's, hits .321.

2006 Team:	W-	L	Pct.	GB	Manager:
San Jose Giants (N)	82-	58	.586	---	Lenn Sakata
Visalia Oaks (N)	75-	65	.536	7	Joe Szekely
Lake Elsinore Storm (S)	74-	66	.529	8	Rick Renteria
High Desert Mavericks (S)	73-	67	.521	9	Jeff Carter
Inland Empire 66ers (S)	72-	68	.514	10	Gary Thurman
Stockton Ports (N)	69-	71	.493	13	Todd Steverson
Lancaster JetHawks (S)	68-	72	.486	14	Brett Butler
Modesto Nuts (N)	66-	74	.471	16	Kreuter/Hill
Rancho Cucamonga Quakes (S)	63-	77	.450	19	Bobby Mitchell
Bakersfield Blaze (N)	58-	82	.414	24	Carlos Subero

<u>North Playoffs (Prelim.):</u>	Visalia defeated Stockton 2 games to 1.
<u>South Playoffs (Prelim.):</u>	Lake Elsinore defeated High Desert 2 games to 1.
<u>North Playoffs (Champ):</u>	Visalia defeated San Jose 3 games to 2.
<u>South Playoffs (Champ):</u>	Inland Empire defeated Lake Elsinore 3 games to 1.
<u>Finals:</u>	Inland Empire defeated Visalia 3 games to 2.

2006 First Half (North):	W-	L	Pct.	GB	Manager:
San Jose Giants	41-	29	.586	---	Lenn Sakata
Stockton Ports	35-	34	.507	5.5	Todd Steverson
Modesto Nuts	34-	35	.493	6.5	Chad Kreuter
Visalia Oaks	33-	37	.471	8	Joe Szekely
Bakersfield Blaze	28-	42	.400	13	Carlos Subero
2006 First Half (South):	W-	L	Pct.	GB	Manager:
+Inland Empire 66ers	38-	31	.551	.5	Gary Thurman
High Desert Mavericks	39-	31	.557	---	Jeff Carter
Lake Elsinore Storm	36-	33	.522	2.5	Rick Renteria
Lancaster JetHawks	32-	38	.457	7	Brett Butler
Rancho Cucamonga Quakes	32-	38	.457	7	Bobby Mitchell

+Due to poor scheduling Inland Empire was scheduled for only 69 games in the first half. Therefore their first game of the second half (vs: High Desert) counted and the 66ers won. Thus the Mavericks and 66ers tied for the first half title and their next meeting in the second half determined the winner. Inland Empire won the next day.

2006 Second Half (North):	W-	L	Pct.	GB	Manager:
Visalia Oaks	42-	28	.600	---	Joe Szekely
San Jose Giants	41-	29	.586	1	Lenn Sakata
Stockton Ports	34-	37	.479	8.5	Todd Steverson
Modesto Nuts	32-	39	.451	10.5	Glenallen Hill
Bakersfield Blaze	30-	40	.429	12	Carlos Subero
2006 Second Half (South):	W-	L	Pct.	GB	Manager:
Lake Elsinore Storm	38-	32	.535	---	Rick Renteria
Lancaster JetHawks	36-	34	.514	1.5	Brett Butler
High Desert Mavericks	34-	36	.486	3.5	Jeff Carter
Inland Empire 66ers	34-	37	.479	4	Gary Thurman
Rancho Cucamonga Quakes	31-	39	.443	6.5	Bobby Mitchell

2007 Team:	W-	L	Pct.	GB	Manager:
Lancaster JetHawks (S)	83-	57	.593	---	Chad Epperson
Visalia Oaks (N)	77-	63	.550	6	Hector de la Cruz
Modesto Nuts (N)	76-	64	.543	7	Jerry Weinstein
Lake Elsinore Storm (S)	74-	65	.532	8.5	Carlos Lezcano
San Jose Giants (N)	73-	67	.521	10	Lenn Sakata
Inland Empire 66ers (S)	72-	67	.518	10.5	Dave Collins
Rancho Cucamonga Quakes (S)	69-	71	.493	14	Bobby Mitchell
Stockton Ports (N)	64-	76	.457	19	Darren Bush
Bakersfield Blaze (N)	57-	83	.407	26	Carlos Subero
High Desert Mavericks (S)	54-	86	.386	29	Scott Steinman

North Playoffs (Prelim.): Visalia defeated Modesto 2 games to 0.
South Playoffs (Prelim.): Lake Elsinore defeated Inland Empire 2 games to 1.
North Playoffs (Champ.): San Jose defeated Visalia 3 games to 1.
South Playoffs (Champ.): Lake Elsinore defeated Lancaster 3 games to 1.
Finals: San Jose defeated Lake Elsinore 3 games to 2.

2007 First Half (North)	W-	L	Pct.	GB	Manager:
San Jose Giants	39-	31	.557	---	Lenn Sakata
Stockton Ports	35-	35	.500	4	Darren Bush
Modesto Nuts	34-	36	.486	5	Jerry Weinstein
Visalia Oaks	34-	36	.486	5	Hector de la Cruz
Bakersfield Blaze	29-	41	.414	10	Carlos Subero
2007 First Half (South)	W-	L	Pct.	GB	Manager:
+Lancaster JetHawks	39-	31	.557	---	Chad Epperson
Inland Empire 66ers	39-	31	.557	---	Dave Collins
Lake Elsinore Storm	37-	33	.529	2	Carlos Lezcano
Rancho Cucamonga Quakes	33-	37	.471	6	Bobby Mitchell
High Desert Mavericks	31-	39	.443	8	Scott Steinman
+Lancaster JetHawks and Inland Empire tied for first half Southern Division Title.					
Lancaster defeated Inland Empire in first scheduled meeting in 2 nd half for the title.					

2007 Second Half (North)	W-	L	Pct.	GB	Manager:
Visalia Oaks	43-	27	.614	---	Hector de la Cruz
Modesto Nuts	42-	28	.600	1	Jerry Weinstein
San Jose Giants	34-	36	.486	9	Lenn Sakata
Stockton Ports	29-	41	.414	14	Darren Bush
Bakersfield Blaze	28-	42	.400	15	Carlos Subero
2007 Second Half (South)	W-	L	Pct.	GB	Manager:
Lancaster JetHawks	44-	26	.629	---	Chad Epperson
Lake Elsinore Storm	37-	32	.536	6.5	Carlos Lezcano
Rancho Cucamonga Quakes	36-	34	.514	8	Bobby Mitchell
Inland Empire 66ers	33-	36	.478	10.5	Dave Collins
High Desert Mavericks	23-	47	.329	21	Scott Steinman

2008 Team:	W- L	Pct.	GB	Manager
San Jose Giants (N)	85- 55	.607	---	Steve Decker
Lancaster JetHawks (S)	76- 64	.543	9	Chad Epperson
Stockton Ports (N)	76- 64	.543	9	Darren Bush
Lake Elsinore Storm (S)	71- 69	.507	14	Carlos Lezcano
Modesto Nuts (N)	70- 69	.504	14.5	Jerry Weinstein
+Inland Empire 66ers (S)	68- 73	.482	17.5	John Valentin
Visalia Oaks (N)	67- 72	.482	17.5	Mike Bell
Rancho Cucamonga Quakes (S)	67- 74	.475	18.5	Evan Magallanes
Bakersfield Blaze (N)	62- 78	.443	23	Damon Berryhill
High Desert Mavericks (S)	58- 82	.414	27	Jim Horner
+Inland Empire 66ers and Rancho Cucamonga Quakes tied for third and final playoff spot in the South. Inland Empire defeated Rancho Cucamonga in a one game playoff.				

North Playoffs (Prelim.): Stockton defeated Modesto 2 games to 1.
South Playoffs (Prelim.): Lake Elsinore defeated Inland Empire 2 games to 0.
North Playoffs (Champ.): Stockton defeated San Jose 3 games to 2.
South Playoffs (Champ.): Lancaster defeated Lake Elsinore 3 games to 2.
Finals: Stockton defeated Lancaster 3 games to 1.

2008 First Half (North)	W- L	Pct.	GB	Manager
San Jose Giants	43- 27	.614	---	Steve Decker
Stockton Ports	42- 28	.600	1	Darren Bush
Bakersfield Blaze	36- 34	.514	7	Damon Barryhill
Modesto Nuts	34- 36	.486	9	Jerry Weinstein
Visalia Oaks	34- 36	.486	9	Mike Bell
2008 First Half (South)	W- L	Pct.	GB	Manager
Lancaster JetHawks	36- 34	.514	---	Chad Epperson
High Desert Mavericks	32- 38	.457	4	Jim Horner
Lake Elsinore Storm	32- 38	.457	4	Carlos Lezcano
Inland Empire 66ers	31- 39	.443	5	John Valentin
Rancho Cucamonga Quakes	30- 40	.429	6	Evan Magallanes

2008 Second Half (North)	W- L	Pct.	GB	Manager
San Jose Giants	42- 28	.600	---	Steve Decker
Modesto Nuts	36- 33	.533	5.5	Jerry Weinstein
Stockton Ports	34- 36	.486	8	Darren Bush
Visalia Oaks	33- 36	.478	8.5	Mike Bell
Bakersfield Blaze	26- 44	.371	16	Damon Barryhill
2008 Second Half (South)	W- L	Pct.	GB	Manager
Lancaster JetHawks	40- 30	.571	---	Chad Epperson
Lake Elsinore Storm	39- 31	.557	1	Carlos Lezcano
Inland Empire 66ers	37- 34	.521	3.5	John Valentin
Rancho Cucamonga Quakes	37- 34	.521	3.5	Evan Magallanes
High Desert Mavericks	26- 44	.371	14	Jim Horner

2009 Team:	W- L	Pct.	GB	Manager
San Jose Giants (N)	93- 47	.664	-----	Andy Skeels
High Desert Mavericks (S)	83- 57	.593	10	Jim Horner
Bakersfield Blaze (N)	75- 65	.536	18	Steve Buechele
Modesto Nuts (N)	75- 65	.536	18	Jerry Weinstein
Lake Elsinore Storm (S)	73- 67	.521	20	Carlos Lezcano
Visalia Rawhide (N)	64- 76	.457	29	Mike Bell
Rancho Cucamonga Quakes (S)	61- 79	.436	32	Keith Johnson
Stockton Ports (N)	61- 79	.436	32	Aaron Niekcula
Inland Empire 66ers (S)	59- 81	.421	34	Carlos Subero
Lancaster JetHawks (S)	56- 84	.400	37	Wes Clements

North Playoffs (Prelim.): Bakersfield defeated Modesto 2 games to 1.
South Playoffs (Prelim.): Rancho Cucamonga defeated Lake Elsinore 2 games to 0.
North Playoffs (Champ.): San Jose defeated Bakersfield 3 games to 2.
South Playoffs (Champ.): High Desert defeated Rancho Cucamonga 3 games to 2.
Finals: San Jose defeated High Desert 3 games to 0.

2009 First Half (North)	W- L	Pct.	GB	Manager
San Jose Giants	42- 28	.600	-----	Andy Skeels
Modesto Nuts	40- 30	.571	2	Jerry Weinstein
Visalia Rawhide	39- 31	.557	3	Mike Bell
Bakersfield Blaze	34- 36	.486	8	Steve Buechele
Stockton Ports	25- 45	.357	17	Aaron Niekcula
2009 First Half (South)	W- L	Pct.	GB	Manager
High Desert Mavericks	43- 27	.614	-----	Jim Horner
Lake Elsinore Storm	39- 31	.557	4	Carlos Lezcano
Inland Empire 66ers	32- 38	.457	11	Carlos Subero
Rancho Cucamonga Quakes	30- 40	.429	13	Keith Johnson
Lancaster JetHawks	26- 44	.400	17	Wes Clements

2009 Second Half (North)	W- L	Pct.	GB	Manager
San Jose Giants	51- 19	.729	-----	Andy Skeels
Bakersfield Blaze	41- 29	.586	10	Steve Buechele
Stockton Ports	36- 34	.514	15	Aaron Niekcula
Modesto Nuts	35- 35	.500	16	Jerry Weinstein
Visalia Rawhide	25- 45	.357	26	Mike Bell
2009 Second Half (South)	W- L	Pct.	GB	Manager
High Desert Mavericks	40- 20	.571	-----	Jim Horner
Lake Elsinore Storm	34- 36	.486	6	Carlos Lezcano
Rancho Cucamonga Quakes	31- 39	.443	9	Keith Johnson
Lancaster JetHawks	30- 40	.429	10	Wes Clements
Inland Empire 66ers	27- 43	.386	13	Carlos Subero

Buster Posey: In only 80 games, hits .326 with 13 home runs and 58 RBIs in helping to lead the San Jose Giants to the California League Championship.

2010 Team:	W- L	Pct.	GB	Manager
Lake Elsinore Storm (S)	81- 59	.579	---	Carlos Lezcano
Rancho Cucamonga Quakes (S)	78- 62	.557	3	Keith Johnson
San Jose Giants (N)	76- 64	.543	5	Brian Harper
High Desert Mavericks (S)	75- 65	.536	6	Jim Horner/Darrin Garner
Stockton Ports (N)	74- 66	.529	7	Steve Scarsone
Modesto Nuts (N)	73- 67	.521	8	Jerry Weinstein
Visalia Rawhide (N)	72- 68	.514	9	Audo Vicente
Bakersfield Blaze (N)	67- 73	.479	14	Bill Haselman
Lancaster JetHawks (S)	54- 86	.386	27	Tom Lawless
Inland Empire 66ers (S)	50- 90	.357	31	Jeff Carter

North Playoffs (Prelim.): Modesto defeated Stockton 2 games to 0.

South Playoffs (Prelim.): Rancho Cucamonga defeated High Desert 2 games to 0.

North Playoffs (Champ.): San Jose defeated Modesto 3 games to 0.

South Playoffs (Champ.): Rancho Cucamonga defeated Lake Elsinore 3 games to 1.

Finals: San Jose defeated Rancho Cucamonga 3 games to 2.

2010 First Half (North)	W- L	Pct.	GB	Manager
San Jose Giants	45- 25	.643	---	Brian Harper
Modesto Nuts	37- 33	.529	8	Jerry Weinstein
Visalia Rawhide	37- 33	.529	8	Audo Vicente
Stockton Ports	31- 39	.443	14	Steve Scarsone
Bakersfield Blaze	29- 41	.414	16	Bill Haselman
2010 First Half (South)	W- L	Pct.	GB	Manager
Lake Elsinore Storm	46- 24	.657	---	Carlos Lezcano
Rancho Cucamonga Quakes	39- 31	.557	7	Keith Johnson
High Desert Mavericks	37- 33	.529	9	Jim Horner
Inland Empire 66ers	26- 44	.371	20	Jeff Carter
Lancaster JetHawks	23- 47	.329	23	Tom Lawless

2010 Second Half (North)	W- L	Pct.	GB	Manager
Stockton Ports	43- 27	.614	---	Steve Scarsone
Bakersfield Blaze	38- 32	.543	5	Bill Haselman
Modesto Nuts	36- 34	.514	7	Jerry Weinstein
Visalia Rawhide	35- 35	.500	8	Audo Vicente
San Jose Giants	31- 39	.443	12	Brian Harper
2010 Second Half (South)	W- L	Pct.	GB	Manager
Rancho Cucamonga Quakes	39- 31	.557	---	Keith Johnson
High Desert Mavericks	38- 32	.543	1	Jim Horner/Darrin Garner
Lake Elsinore Storm	35- 35	.500	4	Carlos Lezcano
Lancaster JetHawks	31- 39	.443	8	Tom Lawless
Inland Empire 66ers	24- 46	.343	15	Jeff Carter

Charlie Blaney: Long time and respected Los Angeles Dodgers Executive becomes the 7th League President in California League history.

2011 Team:	W- L	Pct.	GB	Manager
San Jose Giants (N)	90- 50	.643	---	Andy Skeels
Rancho Cucamonga Quakes (S)	80- 60	.571	10	Juan Bustabad
Stockton Ports (N)	75- 65	.538	15	Webster Garrison
Modesto Nuts (N)	74- 66	.529	16	Jerry Weinstein
Inland Empire 66ers (S)	69- 71	.493	21	Tom Gamboa
Lake Elsinore Storm (S)	69- 71	.493	21	Lezcano/ Phil Plantier
Bakersfield Blaze (N)	66- 74	.471	24	Ken Griffey, Sr.
Visalia Rawhide (N)	63- 77	.450	27	Jason Hardtke
High Desert Mavericks (S)	59- 81	.421	31	Jose Moreno
Lancaster JetHawks	55- 85	.393	35	Tom Spencer

North Payoffs (Prelim.): Stockton defeated Modesto 2 games to 1.
South Playoffs (Prelim.): Lake Elsinore defeated Inland Empire 2 games to 1.
North Playoffs (Champ.): Stockton defeated San Jose 3 games to 1.
South Playoffs (Champ.): Lake Elsinore defeated Rancho Cucamonga 3 games to 1.
Finals: Lake Elsinore defeated Stockton 3 games to 1.

2011 First Half (North)	W- L	Pct.	GB	Manager
San Jose Giants	51- 19	.729	---	Andy Skeels
Stockton Ports	38- 32	.543	13	Webster Garrison
Bakersfield Blaze	35- 35	.500	16	Ken Griffey, Sr.
Modesto Nuts	33- 37	.471	18	Jerry Weinstein
Visalia Rawhide	31- 39	.443	20	Jason Hardtke
2011 First Half (South)	W- L	Pct.	GB	Manager
Rancho Cucamonga Quakes	38- 32	.543	---	Juan Bustabad
High Desert Mavericks	32- 38	.457	6	Jose Moreno
Inland Empire 66ers	32- 38	.457	6	Tom Gamboa
Lake Elsinore Storm	32- 38	.457	6	Carlos Lezcano/Plantier
Lancaster JetHawks	28- 42	.400	10	Tom Spencer

2011 Second Half (North)	W- L	Pct.	GB	Manager
Modesto Nuts	41- 29	.586	---	Jerry Weinstein
San Jose Giants	39- 31	.557	2	Andy Skeels
Stockton Ports	37- 33	.529	4	Webster Garrison
Visalia Rawhide	32- 38	.457	9	Jason Hardtke
Bakersfield Blaze	31- 39	.443	10	Ken Griffey, Sr.
2011 Second Half (South)	W- L	Pct.	GB	Manager
Rancho Cucamonga Quakes	42- 28	.600	---	Juan Bustabad
Inland Empire 66ers	37- 33	.529	5	Tom Gamboa
Lake Elsinore Storm	37- 33	.529	5	Phil Plantier
High Desert Mavericks	27- 43	.386	15	Jose Moreno
Lancaster JetHawks	27- 43	.386	15	Tom Spencer

Jose Altuve: In 52 games hits .408 for Lancaster JetHawks. In 2014 playing for the Houston Astros leads major league baseball with a .341 average.

2012 Team:	W- L	Pct.	GB	Manager
High Desert Mavericks (S)	83- 57	.593	---	Pedro Grifol
San Jose Giants (N)	75- 65	.536	8	Andy Skeels
Lancaster JetHawks (S)	74- 66	.529	9	Rodney Linares
Modesto Nuts (N)	73- 67	.521	10	Lenn Sakata
Bakersfield Blaze (N)	72- 68	.514	11	Ken Griffey, Sr.
Lake Elsinore Storm (S)	69- 71	.492	14	Shawn Wooten
Rancho Cucamonga Quakes (S)	68- 72	.486	15	Juan Bustabad
Inland Empire 66ers (S)	66- 74	.471	17	Bill Haselman
Visalia Rawhide (N)	64- 76	.457	19	Jason Hardtke
Stockton Ports (N)	56- 84	.400	27	Webster Garrison

<u>North Playoffs (Prelim.)</u>	Modesto defeated San Jose 2 games to 1.
<u>South Playoffs (Prelim.)</u>	Lancaster defeated Lake Elsinore 2 games to 1.
<u>North Playoffs (Champ.)</u>	Modesto defeated Bakersfield 3 games to 2.
<u>South Playoffs (Champ.)</u>	Lancaster defeated High Desert 3 games to 1.
<u>Finals:</u>	Lancaster defeated Modesto 3 games to 0.

2012 First Half (North)	W- L	Pct.	GB	Manager
Bakersfield Blaze	41- 29	.586	---	Ken Griffey, Sr.
San Jose Giants	38- 32	.543	3	Andy Skeels
Modesto Nuts	34- 36	.486	7	Lenn Sakata
Visalia Rawhide	31- 39	.443	10	Jason Hardtke
Stockton Ports	28- 42	.400	13	Webster Garrison

2012 First Half (South)	W- L	Pct.	GB	Manager
+High Desert Mavericks	37- 33	.529	---	Pedro Grifol
Rancho Cucamonga Quakes	37- 33	.529	---	Juan Bustabad
Lancaster JetHawks	37- 33	.529	---	Rodney Linares
Lake Elsinore Storm	36- 34	.514	1	Shawn Wooten
Inland Empire 66ers	31- 39	.443	6	Bill Haselman
+High Desert Mavericks, Lancaster JetHawks and Rancho Cucamonga Quakes tied for First Half Southern Division Championship. Lancaster eliminated on League tie-breaking procedures (head-to-head winning percentage among all three teams). High Desert defeated Rancho Cucamonga in first scheduled meeting in the Second Half for the First Half Title.				

2012 Second Half (North)	W- L	Pct.	GB	Manager
Modesto Nuts	39- 31	.557	---	Lenn Sakata
San Jose Giants	37- 33	.529	2	Andy Skeels
Visalia Rawhide	33- 37	.471	6	Jason Hardtke
Bakersfield Blaze	31- 39	.443	8	Ken Griffey, Sr.
Stockton Ports	28- 42	.400	11	Webster Garrison

2012 Second Half (South)	W- L	Pct.	GB	Manager
High Desert Mavericks	46- 24	.657	---	Pedro Grifol
Lancaster JetHawks	37- 33	.529	9	Rodney Linares
Inland Empire 66ers	35- 35	.500	11	Bill Haselman
Lake Elsinore Storm	33- 37	.471	13	Shawn Wooten
Rancho Cucamonga Quakes	31- 39	.443	15	Juan Bustabad

2013 Team:	W-	L	Pct.	GB	Manager
San Jose Giants (N)	83-	57	.593	-----	Andy Skeels
Lancaster JetHawks (S)	82-	58	.586	1	Rodney Linares
Visalia Rawhide (N)	77-	63	.550	6	Bill Plummer
Modesto Nuts (N)	75-	65	.536	8	Lenn Sakata/Fred Nelson
Inland Empire 66ers (S)	69-	71	.493	14	Bill Haselman
Stockton Ports (N)	69-	71	.493	14	Webster Garrison
Rancho Cucamonga Quakes (S)	65-	75	.464	18	Carlos Subero
High Desert Mavericks (S)	64-	76	.457	19	Jim Horner
Lake Elsinore Storm (S)	61-	79	.436	22	Shawn Wooten
Bakersfield Blaze (N)	55-	85	.393	28	Ken Griffey, Sr.

North Playoffs (Prelim.) Visalia defeated Modesto 2 games to 0.

South Playoffs (Prelim.) Inland Empire defeated Rancho Cucamonga 2 games to 1.

North Playoffs (Champ.) San Jose defeated Visalia 3 games to 2.

South Playoffs (Champ.) Inland Empire defeated Lancaster 3 games to 2.

Finals: Inland Empire defeated San Jose 3 games to 0.

2013 First Half (North)	W-	L	Pct.	GB	Manager
San Jose Giants	43-	27	.614	-----	Andy Skeels
Visalia Rawhide	39-	31	.557	4	Bill Plummer
Stockton Ports	38-	32	.543	5	Webster Garrison
Modesto Nuts	32-	38	.457	11	Lenn Sakata
Bakersfield Blaze	29-	41	.414	14	Ken Griffey, Sr.
2013 First Half (South)	W-	L	Pct.	GB	Manager

Lancaster JetHawks	39-	31	.557	-----	Rodney Linares
Inland Empire 66ers	37-	33	.529	2	Bill Haselman
High Desert Mavericks	34-	36	.456	5	Jim Horner
Rancho Cucamonga Quakes	31-	39	.443	8	Carlos Subero
Lake Elsinore Storm	28-	42	.400	11	Shawn Wooten

2013 Second Half (North)	W-	L	Pct.	GB	Manager
Modesto Nuts	43-	27	.614	-----	Lenn Sakata/Fred Nelson
San Jose Giants	40-	30	.571	3	Andy Skeels
Visalia Rawhide	38-	32	.543	5	Bill Plummer
Stockton Ports	31-	39	.443	12	Webster Garrison
Bakersfield Blaze	26-	44	.371	17	Ken Griffey, Sr.
2013 Second Half (South)	W-	L	Pct.	GB	Manager

Lancaster JetHawks	43-	27	.614	-----	Rodney Linares
Rancho Cucamonga Quakes	34-	36	.486	9	Carlos Subero
Lake Elsinore Storm	33-	37	.471	10	Shawn Wooten
Inland Empire 66ers	32-	38	.457	11	Bill Haselman
High Desert Mavericks	30-	40	.429	13	Jim Horner

Andy Skeels: SJ Giants manager becomes the first in Cal League history to lead his team to the best record in the league three times (2009, 2011, 2013).

2014 Team:	W-	L	Pct.	GB	Manager
Stockton Ports (N)	85-	55	.607	---	Ryan Christenson
Bakersfield Blaze (N)	78-	62	.557	7	Pat Kelly
Lancaster JetHawks (S)	78-	62	.557	7	Rodney Linares
Lake Elsinore Storm (S)	75-	65	.536	10	Jamie Quirk
Visalia Rawhide (N)	75-	65	.536	10	Robby Hammock
San Jose Giants (N)	73-	67	.521	12	Lenn Sakata
High Desert Mavericks (S)	66-	74	.471	19	Eddie Menchaca
Rancho Cucamonga Quakes (S)	65-	75	.464	20	P. J. Forbes
Inland Empire 66ers (S)	62-	78	.443	23	Denny Hocking
Modesto Nuts (N)	43-	97	.307	42	Don Sneddon

<u>North Playoffs (Prelim.)</u>	Visalia defeated Stockton 2 games to 0.
<u>South Playoffs (Prelim.)</u>	Inland Empire defeated Lake Elsinore 2 games to 0.
<u>North Playoffs (Champ.)</u>	Visalia defeated Bakersfield 3 games to 1.
<u>South Playoffs (Champ.)</u>	Lancaster defeated Inland Empire 3 games to 0.
<u>Finals</u>	Lancaster defeated Visalia 3 games to 2.

2014 First Half (North)	W-	L	Pct.	GB	Manager
Bakersfield Blaze	45-	25	.643	---	Pat Kelly
Stockton Ports	37-	33	.529	8	Ryan Christenson
Visalia Rawhide	36-	34	.514	9	Robby Hammock
San Jose Giants	34-	36	.486	11	Lenn Sakata
Modesto Nuts	23-	47	.329	22	Don Sneddon
2014 First Half (South)	W-	L	Pct.	GB	Manager
Lancaster JetHawks	44-	26	.629	---	Rodney Linares
Lake Elsinore Storm	40-	30	.571	4	Jamie Quirk
High Desert Mavericks	34-	36	.486	10	Eddie Menchaca
Rancho Cucamonga Quakes	32-	38	.457	12	P. J. Forbes
Inland Empire 66ers	25-	45	.357	19	Denny Hocking

2014 Second Half (North)	W-	L	Pct.	GB	Manager
Stockton Ports	48-	22	.686	---	Ryan Christenson
San Jose Giants	39-	31	.557	9	Lenn Sakata
Visalia Rawhide	39-	31	.557	9	Robby Hammock
Bakersfield Blaze	33-	37	.471	15	Pat Kelly
Modesto Nuts	20-	50	.286	28	Don Sneddon
2014 Second Half (South)	W-	L	Pct.	GB	Manager
Inland Empire 66ers	37-	33	.529	---	Denny Hocking
Lake Elsinore Storm	35-	35	.500	2	Jamie Quirk
Lancaster JetHawks	34-	36	.486	3	Rodney Linares
Rancho Cucamonga Quakes	33-	37	.471	4	P. J. Forbes
High Desert Mavericks	32-	38	.457	5	Eddie Menchaca

Corey Seager: Cal League All-Star Shortstop (Rancho Cucamonga) joins brother Kyle (2010 High Desert 2B) as Post-Season All-Star Brothers Act.

2015 Team:	W- L	Pct.	GB	Manager
Visalia Rawhide (N)	84- 56	.600	-----	J. R. House
High Desert Mavericks (S)	78- 62	.557	6	Spike Owen
Rancho Cucamonga Quakes (S)	78- 62	.557	6	Bill Hasselman
Lancaster JetHawks (S)	75- 65	.536	9	Omar Lopez
Stockton Ports (N)	74- 66	.529	10	Rick Magante
San Jose Giants (N)	72- 68	.514	12	Russ Morman
Modesto Nuts (N)	67- 73	.479	17	Fred Ocasio
Bakersfield Blaze (N)	61- 79	.436	23	Eddie Menchaca
Inland Empire 66ers (S)	61- 79	.436	23	Denny Hocking
Lake Elsinore Storm (S)	50- 90	.357	34	Michael Collins

<u>North Playoffs (Prelim.)</u>	San Jose defeated Stockton 2 games to 1.
<u>South Playoffs (Prelim.)</u>	High Desert defeated Lancaster 2 games to 1.
<u>North Playoffs (Champ.)</u>	San Jose defeated Visalia 3 games to 2.
<u>South Playoffs (Champ.)</u>	Rancho Cucamonga defeated High Desert 3 games to 2.
<u>Finals</u>	Rancho Cucamonga defeated San Jose 3 games to 0.

2015 First Half (North)	W- L	Pct.	GB	Manager
Visalia Rawhide	42- 28	.600	-----	J. R. House
Stockton Ports	38- 32	.543	4	Rick Magante
Modesto Nuts	33- 37	.471	9	Fred Ocasio
San Jose Giants	30- 40	.429	12	Russ Morman
Bakersfield Blaze	26- 44	.371	16	Eddie Mechaca
2015 First Half (South)	W- L	Pct.	GB	Manager
Rancho Cucamonga Quakes	41- 29	.586	-----	Bill Hasselman
High Desert Mavericks	37- 33	.529	4	Spike Owen
Lancaster JetHawks	37- 33	.529	4	Omar Lopez
Inland Empire 66ers	35- 35	.500	6	Denny Hocking
Lake Elsinore Storm	31- 39	.443	10	Michael Collins

2015 Second Half (North)	W- L	Pct.	GB	Manager
San Jose Giants	42- 28	.600	-----	Russ Morman
Visalia Rawhide	42- 28	.600	-----	J. R. House
Stockton Ports	36- 34	.514	6	Rick Magante
Bakersfield Blaze	35- 35	.500	7	Eddie Menchaca
Modesto Nuts	34- 36	.486	8	Fred Ocasio
2015 Second Half (South)	W- L	Pct.	GB	Manager
High Desert Mavericks	41- 29	.586	-----	Spike Owen
Lancaster JetHawks	38- 32	.543	3	Omar Lopez
Rancho Cucamonga Quakes	37- 33	.529	4	Bill Hasselman
Inland Empire 66ers	26- 44	.371	15	Denny Hocking
Lake Elsinore Storm	19- 51	.271	22	Michael Collins

Derek Fisher: Lancaster JetHawks' LF breaks 61 year old Cal League record for most RBIs in a game as he drives in 12 RBIs in first Cal Lg. game!

2016 Team:	W- L	Pct.	GB	Manager
High Desert Mavericks (S)	82- 58	.586	---	Howard Johnson
Visalia Rawhide (N)	81- 59	.579	1	J. R. House
Rancho Cucamonga Quakes (S)	79- 61	.564	3	Drew Saylor
Lancaster JetHawks (S)	77- 63	.550	5	Ramon Vazquez
Bakersfield Blaze (N)	76- 64	.543	6	Eddie Menchaca
Lake Elsinore Storm (S)	69- 71	.493	13	F. Morales/Burkhart
San Jose Giants (N)	68- 72	.486	14	Lipso Nava
Modesto Nuts (N)	60- 80	.429	22	Fred Ocasio
Stockton Ports (N)	60- 80	.429	22	Rick Magante
Inland Empire 66ers (S)	48- 92	.343	34	Chad Tracy

<u>North Playoffs (Prelim.)</u>	Bakersfield defeated San Jose 2 games to 1.
<u>South Playoffs (Prelim.)</u>	Lancaster defeated Rancho Cucamonga 2 games to 1.
<u>North Playoffs (Champ.)</u>	Visalia defeated Bakersfield 3 games to 0.
<u>South Playoffs (Champ.)</u>	High Desert defeated Lancaster 3 games to 1.
<u>Finals</u>	High Desert defeated Visalia 3 games to 0.

2016 First Half (North)	W- L	Pct.	GB	Manager
Visalia Rawhide	46- 24	.657	---	J. R. House
San Jose Giants	39- 31	.557	7	Lipso Nava
Bakersfield Blaze	37- 33	.529	9	Eddie Menchaca
Stockton Ports	27- 43	.386	19	Rick Magante
Modesto Nuts	26- 44	.371	20	Fred Ocasio
2016 First Half (South)	W- L	Pct.	GB	Manager
High Desert Mavericks	43- 27	.614	---	Howard Johnson
Rancho Cucamonga Quakes	42- 28	.600	1	Drew Saylor
Lancaster JetHawks	35- 35	.500	8	Ramon Vazquez
Lake Elsinore Storm	32- 38	.457	11	F. Morales/Burkhart
Inland Empire 66ers	23- 47	.329	20	Chad Tracy

2016 Second Half (North)	W- L	Pct.	GB	Manager
Bakersfield Blaze	39- 31	.557	---	Eddie Menchaca
Visalia Rawhide	35- 35	.500	4	J. R. House
Modesto Nuts	34- 36	.486	5	Fred Ocasio
Stockton Ports	33- 37	.471	6	Rick Magante
San Jose Giants	29- 41	.414	10	Lipso Nava
2016 Second Half (South)	W- L	Pct.	GB	Manager
Lancaster JetHawks	42- 28	.600	---	Ramon Vazquez
High Desert Mavericks	39- 31	.557	3	Howard Johnson
Lake Elsinore Storm	37- 33	.529	5	Lance Burkhart
Rancho Cucamonga Quakes	37- 33	.529	5	Drew Saylor
Inland Empire 66ers	25- 45	.357	17	Chad Tracy

Kyle Petty: Bakersfield Blaze 1B wins the Midway Classic, a Home Run Derby on the deck of the USS Midway, the historic aircraft carrier, in San Diego.

2017 Team:	W- L	Pct.	GB	Manager
Lancaster JetHawks (S)	79- 61	.564	---	Fred Ocasio
Rancho Cucamonga Quakes (S)	76- 64	.543	3	Drew Saylor
Modesto Nuts (N)	74- 66	.529	5	Mitch Canham
Stockton Ports (N)	71- 69	.507	8	Rick Magante
Visalia Rawhide (N)	69- 71	.493	10	Shelley Duncan
Inland Empire 66ers (S)	65- 75	.464	14	Chad Tracy
Lake Elsinore Storm (S)	64- 76	.457	15	Edwin Rodriguez
San Jose Giants (N)	62- 78	.443	17	Nestor Rojas

North Playoffs (Champ.) Modesto defeated Stockton 3 games to 0
South Playoffs (Champ.) Lancaster defeated Rancho Cucamonga 3 games to 1
Finals Modesto defeated Lancaster 3 games to 0

2017 First Half (North)	W- L	Pct.	GB	Manager
Modesto Nuts	39- 31	.557	---	Mitch Canham
Stockton Ports	36- 34	.514	3	Rick Magante
Visalia Rawhide	36-34	.514	3	Shelley Duncan
San Jose Giants	30- 40	.429	9	Nestor Rojas

2017 First Half (South)	W- L	Pct.	GB	Manager
Lancaster JetHawks	38- 32	.542	---	Fred Ocasio
Rancho Cucamonga Quakes	36- 34	.514	2	Drew Saylor
Lake Elsinore Storm	35- 35	.500	3	Edwin Rodriguez
Inland Empire 66ers	30- 40	.429	8	Chad Tracy

2017 Second Half (North)	W- L	Pct.	GB	Manager
Modesto Nuts	35- 35	.500	---	Mitch Canham
Stockton Ports	35- 35	.500	---	Rick Magante
Visalia Rawhide	33- 37	.471	2	Shelley Duncan
San Jose Giants	32- 38	.457	3	Nestor Rojas

2017 Second Half (South)	W- L	Pct.	GB	Manager
Lancaster JetHawks	41- 29	.586	---	Fred Ocasio
Rancho Cucamonga Quakes	40- 30	.571	1	Drew Saylor
Inland Empire 66ers	35- 35	.500	6	Chad Tracy
Lake Elsinore Storm	29- 41	.414	12	Edwin Rodriguez

DJ Peters: Rancho Cucamonga RF wins the 2017 MILBY Award for Best Individual Performance, the Best Single Day by Any Player in Minor League Baseball in 2017. On July 5th playing against the San Jose Giants in pitcher friendly San Jose Municipal Stadium and facing the greatest pitcher in World Series history, Madison Bumgarner, pitching in a rehab start, Peters slams two home runs in the fourth inning in leading the Quakes to a 14-1 victory. Peters goes on to win the California League MVP and Rookie of the Year Awards in 2017.

California League Affiliations:

Anaheim:

San Diego Padres (PCL) 1941

Bakersfield:

San Francisco Seals (PCL) 1941

Independent 1942

Cleveland Indians 1946-1952

Detroit Tigers 1953

Brooklyn Dodgers 1954-1955

Philadelphia Phillies 1956

Chicago Cubs 1957

Philadelphia Phillies 1958-1967

Los Angeles Dodgers 1968-1975

Independent 1978-1979

Seattle Mariners 1982-1983

Los Angeles Dodgers 1984-1994

Independent 1995

Co-op 1996

San Francisco Giants 1997-2000

Tampa Bay Devil Rays 2001-2004

Texas Rangers 2005-2010

Cincinnati Reds 2011-2014

Seattle Mariners 2015-2016

Channel Cities:

Independent 1954-1955

Fresno:

St. Louis Cardinals 1941-1956

Independent 1957

San Francisco Giants 1958-1987

Independent 1988

High Desert:

San Diego Padres 1991-1992

Florida Marlins 1993

Co-op 1994-1995

Baltimore Orioles 1996

Arizona Diamondbacks 1997-2000

Milwaukee Brewers 2001-2004

Kansas City Royals 2005-2006

Seattle Mariners 2007-2014

Texas Rangers 2015-2016

Inland Empire (San Bernardino):

Hollywood Stars (PCL) 1941

Independent 1987

Seattle Mariners 1988-1992

Co-op 1993-1994

Los Angeles Dodgers 1995-2000

Seattle Mariners 2001-2006

Los Angeles Dodgers 2007-2010

Los Angeles Angels of Anaheim 2011-

Lake Elsinore:

California Angels 1994-1996

Anaheim Angels 1997-2000

San Diego Padres 2001-

Lancaster:

Seattle Mariners 1996-2000

Arizona Diamondbacks 2001-2006

Boston Red Sox 2007-2008

Houston Astros 2009-2016

Colorado Rockies 2017-

Las Vegas:

Pittsburgh Pirates 1958

Lodi:

Chicago Cubs 1966-1969

San Diego Padres 1970-1971

Baltimore Orioles 1972-1975

Los Angeles Dodgers 1976-1983

Chicago Cubs 1984

Merced:

Oakland Oaks (PCL) 1941

Modesto:

Independent 1946-1947
St. Louis Browns 1948
Pittsburgh Pirates 1949-1952
Milwaukee Braves 1953
New York Yankees 1954-1961
Houston Colt 45's 1962-1964
Kansas City A's 1966
St. Louis Cardinals 1967-1974
Oakland A's 1975-2004
Colorado Rockies 2005-2016
Seattle Mariners 2017-

Palm Springs:

California Angels 1986-1993

Rancho Cucamonga:

San Diego Padres 1993-2000
Anaheim Angels 2001-2004
Los Angeles Angels
of Anaheim 2005-2010
Los Angeles Dodgers 2011-

Redwood:

Co-op 1980
California Angels 1981-1985

Reno:

Independent 1955
Brooklyn Dodgers 1956-1957
Los Angeles Dodgers 1958-1962
Pittsburgh Pirates 1963-1964
Cleveland Indians 1966-1974
Minnesota Twins 1975-1976
San Diego Padres 1975-1976
San Diego Padres 1977-1987
Independent 1988-1991
Oakland A's 1992

Riverside:

Cincinnati Reds 1941
San Diego Padres 1988-1990
Seattle Mariners 1993-1995

Salinas:

Independent 1954
Pittsburgh Pirates 1955
Milwaukee Braves 1956-1958
New York Mets 1963-1964
Cleveland Indians 1965
California Angels 1973-1980
Chicago Cubs 1982-1983
Seattle Mariners 1984-1987
Co-op 1989
Independent 1990-1992

San Jose:

Independent 1942
Boston Red Sox 1947-1955
Independent 1956
Pittsburgh Pirates 1957-1958
Los Angeles Angels 1962-1965
California Angels 1966-1969
Kansas City Royals 1970-1974
Cleveland Indians 1975-1976
Seattle Mariners 1979-1980
Co-op 1981
Montreal Expos 1982
Baltimore Orioles 1983
Independent 1984-1987
San Francisco Giants 1988-

Santa Barbara:

Brooklyn Dodgers 1941-1953
New York Mets 1962
Los Angeles Dodgers 1963-1967

Santa Clara:

Independent 1979

Stockton (Mudville):

Los Angeles Angels (PCL) 1941
 Independent 1946
 Oakland Oaks (PCL) 1947-1948
 Chicago White Sox 1949
 Independent 1950-1951
 St. Louis Browns 1952
 Chicago Cubs 1953-1954
 Oakland Oaks (PCL) 1955
 Baltimore Orioles 1956-1957
 St. Louis Cardinals 1958
 Baltimore Orioles 1959-1971
 California Angels 1972
 Seattle Mariners 1978
 Milwaukee Brewers 1979-2000
 Cincinnati Reds 2001-2002
 Texas Rangers 2003-2004
 Oakland A's 2005-

Visalia (Central Valley):

Chicago Cubs 1946-1952
 Pittsburgh Pirates 1953
 Independent 1954-1956
 Cincinnati Redlegs 1957-1959
 Kansas City A's 1960-1961
 Chicago White Sox 1962
 New York Mets 1968-1975
 Minnesota Twins 1977-1992
 Colorado Rockies 1993-1994
 Co-op 1995
 Detroit Tigers 1996
 Arizona Diamondbacks 1996
 Oakland A's 1997-2002
 Colorado Rockies 2003-2004
 Tampa Bay Devil Rays 2005-2006
 Arizona Diamondbacks 2007-

Ventura:

New York Yankees 1947-1949
 Boston Braves 1950-1952
 San Francisco Seals (PCL) 1953
 Toronto Blue Jays 1986

Cities with Best Regular Season Record:

San Jose	14	High Desert	4	Santa Barbara	2
Stockton	12	Bakersfield	3	Palm Springs	1
Fresno	9	Reno	3	Redwood	1
Modesto	8	Salinas	2.5	San Bernardino	1
Visalia	7	Lake Elsinore	2	Ventura	1
		Lancaster	2	Lodi	.5

Cities with Playoff Winners*:

Stockton	11	Lake Elsinore	2.5
San Jose	10.5	Bakersfield	2
Fresno	9	Lancaster	2
Modesto	8	Rancho Cucamonga	2
San Bernardino/Inland Empire	6	Visalia	2
High Desert	4	Redwood	1
Reno	4	Riverside	1
Lodi	3	Salinas	1
Santa Barbara	3		

*Teams that won both halves of season, so that there were no playoffs, are credited with a playoff victory. Lake Elsinore and San Jose declared co-champions in 2001 due to 9/11 national tragedy. No playoff winner in 1942 due to World War II.

150 Influential California League Alumni:

Following is a list of 150 influential California League players, managers, umpires, team executives and league officials. It is not titled "the most" influential, rather in one person's opinion a list of 150 individuals who have left their mark on the history and tradition of baseball.

The one common theme with all 150 individuals is that they spent time in the California League. Some were stars both in the major leagues and in the California League. Hall of Famer Don Sutton, a 300 game winner in the big leagues was 8-1 with a 1.50 ERA on the last place 1965 Santa Barbara Dodgers. Others became stars after they left the California League. 1996 New York Yankees World Series hero, John Wetteland, couldn't win a game for the Bakersfield Dodgers in 1986 going 0-7 with a 5.78 ERA and more walks than strikeouts. Many played different positions such as 1974 Cy Young winner, Mike Marshall who led the league in errors as a shortstop for the 1962 Bakersfield Bears.

1955 Stockton Port Pumpsie Green was a post-season California League All-Star, but more importantly he was the first African-American to play for the Boston Red Sox in 1959, twelve years after Jackie Robinson broke the color barrier in 1947. 1964 Fresno Giant Masanori Murakami was the first major league player born in Japan, debuting in 1964, a generation ahead of Hideo Nomo.

All Hall of Fame members, League MVP's, Cy Young and Rookie of the Year winners comprise 71 of those on the list. 79 additional players, managers, team and California League executives and officials and Umpires have also been included.

It is the purpose of this list to share with others who love baseball the names and achievements of 150 diverse individuals who have helped to make the California League one of the premiere minor leagues in all of professional baseball.

Chris R. Lampe

The First:

1. Damon "Dee" Phillips

1941 Riverside Reds

1957-1958 Modesto Reds

On July 19th, 1942, 23 year old Damon "Dee" Phillips became the first former California League player to appear in a major league baseball game. At Cincinnati's Crosley Field, Phillips faced the New York Giants managed by future Hall of Famer Mel Ott. He played in 28 games for the Reds in 1942 with a .202 batting average. In 1944 he played in 140 games for the Boston Braves while driving in 53 RBIs and batting .258. He lost most of the next two seasons to World War II, being discharged in time to play in 2 games for Boston in 1946. Plays the next ten years at the Triple AAA level.

Plays 25 games at shortstop for the Riverside Reds before the team ceases operations on June 29th, 1941. In his brief tenure he raps out 23 hits, scores 12 runs, hits 4 doubles, steals 2 bases while compiling a .228 batting average.

Returns to the California League as a Player-Manager for the Modesto Reds in 1957 and 1958. Hits .320 in 118 games in 1957 while driving in 67 RBIs. Hits .294 in 99 games for the Reds in 1958.

The Hall of Fame Members:

2. Don Drysdale

1954 Bakersfield Indians

First California League player inducted into the Hall of Fame in 1984. 1962 Cy Young Award winner with the Los Angeles Dodgers when he led the major leagues in wins with 25 and strikeouts with 314. 209 career wins with a lifetime ERA of 2.95 and 2,486 strikeouts all with the Brooklyn-Los Angeles Dodgers. A feared hitter himself, he hit 29 home runs as a batter.

Went 8-5 with a 3.45 ERA with Bakersfield in 1954.

3. Joe Morgan

1963 Modesto Colt 45's

Two time National League MVP inducted into the Hall of Fame in 1990. Member of Cincinnati's Big Red Machine became the first player in major league history to steal 60 bases and hit 25 home runs in a season. In his 22 year major league career, Morgan hit 268 home runs, had 1,133 RBIs, stole 689 bases while scoring 1,650 runs to go with 2,517 hits.

Batted .263 with 21 steals in only 45 games for Modesto in 1963.

4. **Rollie Fingers** **1966 Modesto Reds**
1992 Hall of Fame inductee. AL MVP and Cy Young Award winner in 1981 while fashioning a 1.04 ERA with the Milwaukee Brewers. 7 All-Star games in his 17 year major league career. 341 career saves. Lifetime leader in saves when he retired in 1985 and still today is 13th on the career list.
Went 11-6 with a 2.77 ERA in helping Modesto win 1966 California League Championship with teammates Reggie Jackson and Tony LaRussa. Post-Season California League All-Star.
5. **Reggie Jackson** **1966 Modesto Reds**
Known as “Mr. October” entered the Hall of Fame in 1993. 563 career home runs and 1973 American League MVP. Won five World Series Rings leading his teams into the playoffs in 11 of his final 17 years.
Hits .299 with 21 home runs and 60 RBIs in only 56 games for the 1966 Modesto Reds.
6. **Don Sutton** **1965 Santa Barbara Dodgers**
Winner of 324 games in a 23 year major league career, inducted into the Hall of Fame in 1998. 3,574 lifetime strikeouts puts him in the top ten (7th place) on the career strikeout list. Led National League in ERA (2.21) in 1980.
Went 8-1 with a 1.50 ERA and 101 strikeouts in only 84 innings for the last place 1965 Santa Barbara Dodgers.
7. **George Brett** **1972 San Jose Bees**
Entered Hall of Fame in 1999 with 3,154 lifetime hits. 1980 AL MVP. Only major leaguer in history to lead league in batting average in 3 different decades (.333 in 1976, .390 in 1980 and .329 in 1990). His .390 average in 1980 was the highest ever by a third baseman.
Hit .274 with 10 home runs and 68 RBIs for 1972 San Jose Bees.
8. **George “Sparky” Anderson** **1953 Santa Barbara Dodgers (Player)**
1967 Modesto Reds (Manager)
First Manager in major league history to win World Championships in both the National League (Cincinnati 1975 & 1976) and the American League (Detroit 1984). Won 6 pennants. One of only 7 Managers to have managed in over 4,000 games. One of only 10 Managers to have managed 25 years. Sixth place on career wins as a major league manager with 2,194. A 2000 inductee into the Baseball Hall of Fame.
Scoring 98 runs and leading the league in games played and at bats, was chosen All-Star shortstop on 1953 California League post-season All-Star team. Managed 1967 Modesto Reds to second half championship. Second best overall record in the league, lost to the San Jose Bees 2-0 in Championship Finals.

9. **Kirby Puckett** **1983 Visalia Oaks**
Inducted into the Hall of Fame in 2001. Led American League in hitting with .339 average in 1989. Lifetime .318 average with 1,085 RBIs in 12 year major league career. Helped lead Minnesota Twins to two World Championships in 1987 and 1991.
Hits .314 with 97 RBIs to earn a spot on the post-season California League All-Star Team. Helped lead Visalia Oaks to best record in 1983 California League season.
10. **Dennis Eckersley** **1972/ 1973 Reno Silver Sox**
2004 Hall of Fame inductee. 1992 AL MVP and Cy Young Award winner for Oakland A's. Over 1,000 games pitched, 390 career saves and a 20 game winner for 1978 Boston Red Sox as a starter. 24 year major league career. First one inning Closer voted into the Hall of Fame.
Went 5-5 for 1972 Reno Silver Sox. Improved to 12-8 with a 3.65 ERA in over 200 innings for .500 1973 Reno Silver Sox.
11. **Dick Williams** **1947/ 1948 Santa Barbara Dodgers**
2008 Hall of Fame inductee. 21 year managerial career produces a 1,571-1,451 (.520) record. His 1,571 wins place him 21st on the all-time major league list. Wins consecutive World Championships with the Oakland A's in 1972-1973. Captures the 1967 American League pennant with the Boston Red Sox in "The Dream Season," losing to the St. Louis Cardinals and Bob Gibson in the 7th game of the World Series. Leads the 1984 San Diego Padres to their first ever National League pennant, losing to the Detroit Tigers in five games in the World Series. 13 year major league career as a player.
Hits .246 in 79 games for Santa Barbara in 1947. A year later, he is a California League post-season All-Star utility outfielder as he hits .355, with 16 home runs, 90 RBIs and 16 stolen bases in only 97 games for the third place Santa Barbara Dodgers in 1948.
12. **Rickey Henderson** **1977 Modesto A's**
Voted into the Hall of Fame in 2009, a first ballot selection. Holds the major league career records for runs scored (2,295) and stolen bases (1,406). Also, holds the single season stolen base record with 130 for the Oakland A's in 1982. His twenty-five year career included 3,055 hits, good for 24th on the major league career hit list. 1990 AL MVP for leading the Oakland A's to AL pennant while hitting .325, clubbing 28 home runs from the leadoff position and leading the league in stolen bases with 65 and runs scored with 119.
1977 post-season California League All-Star for leading the league in stolen bases with 95, hitting .345 with 11 home runs and 120 runs scored.

13. **Doug Harvey** **1958/1960 California League Umpire**
Voted into the Hall of Fame in 2010 by the Veteran's Committee, only the ninth major league Umpire to be enshrined in Cooperstown. 31 year career as a National League Umpire from 1962 through 1992. Umpired in five World Series, six All-Star games and nine National League Championship Series. Umpired 4,670 major league games, the third most in history at the time of his retirement.
Ranked as the second greatest Umpire in the history of baseball by The Society for American Baseball Research in 1999. Was so respected by players and managers that he earned the nickname of "God." Picked by Referee Magazine in 2007 as one of the 52 most influential figures in the history of sports officiating.
Worked the 1972 season finale when Roberto Clemente collected his 3,000th hit. Was also the home plate Umpire in 1963 when the three Alou brothers, Felipe, Matty and Jesus appeared in the outfield in the same game for the San Francisco Giants.
14. **Pat Gillick** **1959 Stockton Ports**
Inducted into the Hall of Fame in 2011. Longtime major league executive was voted in by the Veteran's Committee. General Manager of the Philadelphia Phillies from 2006 through 2008. Guided Phillies to the World Series title in his final year (2008).
Was General Manager of the Toronto Blue Jays (1984-1994), Baltimore Orioles (1996-1998) and the Seattle Mariners (2000-2003). His teams won nine division titles. His Toronto Blue Jays captured consecutive World Series Championships in 1992-1993. His teams had a combined 2,276-1,993 (.533) record.
His 2001 Seattle Mariners won 116 games, tying the 1906 Chicago Cubs for the most games won in a season. Since Gillick left the Mariners they have failed to make the playoffs.
The left handed pitcher compiles a 9-5 (.643) record in 38 games for the third place 1959 Stockton Ports. He has a 3.78 ERA and strikes out 127 batters while walking 127 in 162 innings pitched.
15. **Roberto Alomar** **1986 Reno Padres**
In his second year of eligibility (2011), Alomar wins induction into the Baseball Hall of Fame as he is named on over 90% of the ballots after missing by only 8 votes in 2010.
Ended his major league career only 276 hits short of 3,000, with 2,724. Lifetime .300 batting average with 210 home runs, 474 stolen bases and 1,134 RBIs. Helps the Toronto Blue Jays win consecutive World Series titles in 1992-1993 with a .347 World Series average. Played in 12 All-Star games. Holds the record for second basemen with 10 Gold Gloves.
Played 90 games with the 1986 Reno Padres and won the California League batting title with a .346 batting average. 14 Stolen Bases. 49 RBIs.

16. **Bobby Cox** **1960 Reno Silver Sox**
Inducted into the Hall of Fame in 2014. Manager of the Atlanta Braves from 1978-1981 and 1990 thru 2010. Manager of the Toronto Blue Jays 1982-1985. Lifetime managerial record of 2,504-2,001 (.556) places him in 4th place in baseball history for most wins by a manager. Holds major league record of 14 consecutive division championships with the Atlanta Braves. Atlanta reached the World Series five times, 1991, 1992, 1995, 1996 and 1999, winning the World Championship in 1995. BBWAA Manager of the Year four times and Sporting News Manager of the year eight times. Two year major league playing career with the New York Yankees.
Second baseman on the 1960 California League champion Reno Silver Sox. Scores 99 runs, slams 13 home runs, drives in 75 RBIs, steals 28 bases to go with a .255 batting average.
17. **Tony LaRussa** **1966 Modesto Reds**
Voted into the Hall of Fame in 2014. Only the second manager in major league history to win World Series titles in both the American League (Oakland A's in 1989) and the National League (St. Louis Cardinals in 2006 and 2011). His career managerial record is 2,728-2,365 (.536). His 2,738 wins is third highest total in major league history. Managed Chicago White Sox, 1979-1986, Oakland A's 1986-1996 and the St. Louis Cardinals 1996-2011. His teams reached the World Series six times, 1988-1990, 2004, 2006 and 2011. Announced his retirement after the 2011 World Series. Six year major league playing career.
Plays 81 games at second base for the 1966 California League champion Modesto Reds. Hits .291 for the season and scores 67 runs, slams 20 doubles, drives in 54 RBIs and steals 18 bases. Teammate of Reggie Jackson, Dave Duncan and Rollie Fingers.
18. **Pedro Martinez** **1991 Bakersfield Dodgers**
First Ballot inductee in 2015. Three time Cy Young Award winner. Won NL Cy Young with Montreal Expos in 1997 going 17-6 with a 1.90 ERA. Won 1999 AL Cy Young with the Boston Red Sox with an overpowering season, 23-4 won-loss record, a 2.07 ERA and 313 strikeouts, winning the Triple Crown of Pitching. Made it two years in a row in 2000 with an 18-6 record, and league leading 1.74 ERA and 284 strikeouts with the Red Sox. Ends his career with a .687 winning percentage (219-100), which is sixth best in major league history.
Was a perfect 8-0 for the 1991 Bakersfield Dodgers in 10 appearances with a 2.05 ERA and 83 strikeouts and only 19 walks in 61.1 innings.

19. **Ken Griffey, Jr.** **1988 San Bernardino Spirit**
 Inducted into the Hall of Fame in 2016 on his first year of eligibility with the highest percentage (99.3%) of votes in history, being named on 437 out of a possible 440 ballots. First #1 Draft Pick to ever be enshrined in the Hall of Fame. Junior, The Kid or the Natural as he was known made his big league debut as a teenager at nineteen years old.
 Twenty-two year major league career, thirteen with the Seattle Mariners and nine with his hometown Cincinnati Reds. Sixth on the all-time career home run list with 630. 2,781 lifetime hits, 1,662 lifetime runs and a career .284 batting average. In the field one of only three Hall of Famers with Ten Gold Gloves and 500 or more Home Runs, joining Willie Mays and Mike Schmidt. Twice hit 56 home runs in a season with Seattle (1997 and 1998).
 1997 AL MVP leading the Seattle Mariners to the AL West Crown as he slammed 56 home runs and drove in 147 RBIs, leading the league in both categories as well as runs scored with 125 while hitting .304.
 Hit .338 with 11 home runs, 42 RBIs, 50 runs scored and 32 steals in only 58 games to make the 1988 post-season California League All-Star team.
20. **Mike Piazza** **1991 Bakersfield Dodgers**
 2016 Cooperstown inductee. Sixteen year major league career, seven with the Los Angeles Dodgers, eight with the New York Mets. Selected in the 62nd round of the baseball draft by the Dodgers, the lowest draftee to ever make the Hall of Fame.
 Twelve time All-Star, winner of ten Silver Slugger Awards as a Catcher. 427 lifetime home runs, his 396 as a catcher the most in baseball history. 1,335 career RBIs and a lifetime .308 batting average. Highest OPS (.922) and Slugging Average (.545) by a catcher in major league baseball history.
 Breaks in with a bang to capture the 1993 National League Rookie of the Year Award with Los Angeles, crushing 35 home runs to go along with 112 RBIs and a .318 batting average. In 1997 posts the highest National League batting average ever by a catcher as he hits .362 for the Dodgers.
 1991 Post-Season California League All-Star catcher hits 29 home runs for the 1991 Bakersfield Dodgers while driving in 80 RBIs and hitting .277.

CALIFORNIA LEAGUE WORLD SERIES MOST VALUABLE PLAYERS

2017	George Springer	Houston Astros	2012	Lancaster JetHawks
2014	Madison Bumgarner	San Francisco Giants	2009	San Jose Giants
2012	Pablo Sandoval	San Francisco Giants	2006/2007	San Jose Giants
2011	David Freese	Saint Louis Cardinals	2007	Lake Elsinore Storm
1996	John Wetteland	New York Yankees	1986	Bakersfield Dodgers
1981	Ron Cey	Los Angeles Dodgers	1969	Bakersfield Dodgers
1981	Steve Yeager	Los Angeles Dodgers	1969	Bakersfield Dodgers
1977	Reggie Jackson	New York Yankees	1966	Modesto Reds
1974	Rollie Fingers	Oakland A's	1966	Modesto Reds
1973	Reggie Jackson	Oakland A's	1966	Modesto Reds
1959	Larry Sherry	Los Angeles Dodgers	1954	Bakersfield Indians

The Most Valuable Players:

21. **George Foster** **1969 Fresno Giants**
Cincinnati's Big Red Machine's Left Fielder and 1977 NL MVP when he slammed 52 home runs and drove in 149 RBIs while hitting .320 and leading the league in runs scored with 124.
1969 post-season California League All-Star. Hit .321 with 14 home runs and 85 RBIs in 121 games.
22. **Don Baylor** **1968 Stockton Ports**
For helping lead the California Angels to the 1979 AL West crown, won the league's MVP Award, leading the league in RBIs with 139 and runs scored with 120 while hitting .296 and stealing 22 bases.
Member of 1968 California League post-season All Star team even though he played in only 68 games. Hit .369 with 7 home runs, 40 RBIs and 14 steals while scoring 52 runs for the Stockton Ports.
23. **Jose Canseco** **1984 Modesto A's**
1988 American League MVP when he became first player in major league history to hit over 40 home runs and steal 40 bases in a season. Hit .307 and led AL in home runs with 42 and RBIs with 124 in leading Oakland A's to 1988 pennant.
In 116 games hit .276 with 15 home runs, 73 RBIs and 10 stolen bases as Modesto captured the California League Championship.
24. **Jason Giambi** **1993 Modesto A's**
2000 AL MVP for helping to lead Oakland A's to AL West crown while hitting .333 with 43 home runs and 137 RBIs. Scored 108 runs. 440 career home runs, 1,441 RBIs in a 20 year major league career.
Third baseman for 1993 Modesto A's, hit .291 with 12 home runs and 60 RBIs in only 89 games.
25. **Miguel Tejada** **1996 Modesto A's**
2002 AL MVP leading the Oakland A's to 103 wins and AL West title, hitting .308 with 34 home runs and 131 RBIs, scoring 108 runs and pounding out 204 hits while playing in all 162 games.
Only player in major league history to lead both the American League and the National League in doubles. Had 50 doubles for the 2005 Baltimore Orioles and 46 doubles for the 2009 Houston Astros.
1996 California League post-season All-Star shortstop for hitting .279 with 20 home runs, 72 RBIs, 97 runs scored and 27 stolen bases.

26. **Josh Hamilton** **2002 Bakersfield Blaze**
2010 AL MVP for leading the Texas Rangers to their first American League pennant. Became only the fourth American League player in history to win the batting title with at least a .350 average (.359), hit 40 doubles (40), 30 home runs (32) and drive in 100 runs (100 RBIs).
At Oriole Park at Camden Yards, on May 8, 2012, becomes only the 16th player in Major League baseball history to hit four home runs in a game against the Baltimore Orioles. Adds a double to go 5-5 and setting the AL record for most Total Bases in a game with 18. Drives in 8 of the Rangers runs in a 10-3 victory.
Hits .303, with 9 home runs, 10 stolen bases and 44 RBIs in only 56 games for the Blaze in 2002.
27. **Buster Posey** **2008 /2009 San Jose Giants**
2012 National League MVP leading the Giants to their second World Series title in three years as he posts career highs in batting average (.336), home runs (24) and RBIs (103). 2012 NL Batting Champion. Joins Johnny Bench and Thurman Munson as the only catchers in MLB history to win Rookie of the Year and MVP honors and World Series titles.
2010 NL Rookie of the Year, hitting .305 with 18 home runs and 67 RBIs in only 108 games following May 29th call-up. Helps lead the San Francisco Giants to the franchise's first World Series title in 56 years. Only the fifth rookie catcher to hit a World Series home run. Five time All-Star.
In 2008 only plays in the California League Northern Division Finals. In five games hits .235 with no home runs and 2 RBIs.
Helps lead the San Jose Giants to the California League title in 2009 as he hits .326, slams 13 home runs and drives in 58 RBIs in only 80 games before a mid-season call-up to Triple AAA Fresno.
28. **Mike Trout** **2010 Rancho Cucamonga Quakes**
Wins second American League MVP Award in 2016 as he leads the American League in Runs scored with 123 to go along with 32 Doubles, 29 Homers, an even 100 RBIs, 30 Stolen Bases and a .315 batting average.
Unanimous 2014 American League MVP as he helps lead the Los Angeles Angels of Anaheim to the best regular season record in major league baseball. Compiles a .287 batting average, while slamming 36 home runs and leading the league in RBIs with 111 and Runs Scored with 115. Unanimous 2012 American League Rookie of the Year, the youngest American League Rookie of the Year in history at 20 years and 58 days of age. After five plus major league seasons is averaging .306, 34 home runs, 99 RBIs, 120 Runs and 29 Stolen Bases a year based on a 162 game schedule.
Plays in 50 games for the Rancho Cucamonga Quakes in the Second Half of the 2010 season helping lead the Quakes to the Southern Division Second Half Championship while hitting .306. Hits .367 in the California League playoffs as Rancho Cucamonga advances to the California League Championship Finals only to lose Game Five in extra innings.

29. **Josh Donaldson** **2008 Stockton Ports**
Has breakout 2015 season helping lead the Toronto to the playoffs for the first time in twenty-two years as the Blue Jays capture the AL East crown. Leads the American League in Runs Scored with 122, RBIs with 123 and Total Bases with 352. Slams 41 doubles, crushes 41 home runs while batting .297. Has another banner year in 2016, scoring 122 runs, with 37 Home Runs, 99 RBIs and a .284 batting average as the Blue Jays return to the playoffs for the second consecutive year. Three time All-Star and 2015/2016 Silver Slugger Award winner at third base for the American League.
Helps lead the Stockton Ports to 2008 California League Title as a Catcher after a mid-season promotion. Compiles a .330 batting average, slams 9 home runs and drives in 39 RBIs in only 47 games.
30. **Jose Altuve** **2010/2011 Lancaster JetHawks**
Leads the Houston Astros to their first World Series Championship in 2017. MVP season sees Altuve lead the American League in Batting Average with a .346 mark and in Hits with 204. Also scores 112 runs, hits 39 doubles, slams 24 home runs while driving in 81 RBIs to go along with 32 stolen bases.
Becomes first player in MLB history to lead his league in Base Hits four consecutive seasons. Ties Post-Season record with 3 Home Runs in first American League Divisional Series game against the Boston Red Sox at Minute Maid Park.
Five time All-Star has breakout season in 2014 joining Hall of Famers Ty Cobb, George Sisler and Tris Speaker plus future Hall of Famer Ichiro, as one of only five players in MLB history with a batting average of .340 or higher with 220 or more Hits and 50 or more Stolen Bases in a season.
In six plus years has won three American League batting titles while averaging 206 base hits a season.
Hits .276 in 31 games in 2010 for Lancaster. A year later he destroys California League pitching, batting .408 in 52 games for the JetHawks before making his major league debut with the Astros on July 20th.

The Cy Young Award Winners:

31. **Mike Marshall** **1962 Bakersfield Bears**
Led 1974 Los Angeles Dodgers to NL pennant. Captured 1974 NL Cy Young Award for leading the league with 21 saves and winning 15 games in relief while pitching 208 innings in a major league record 106 games.
Played shortstop for 1962 Bakersfield Bears for 134 games, hitting .282 and leading the California League in errors!

32. **Steve Stone** **1969 Fresno Giants**
1980 AL Cy Young winner for the Baltimore Orioles, leading the league in wins with 25 and a 3.23 ERA. Today is a prominent sportscaster in Chicago radio-TV.
Led the California League in losses with 13, while winning 12 with a 3.61 ERA and 184 strikeouts in 167 innings.
33. **Fernando Valenzuela** **1979 Lodi Dodgers**
1981 NL Cy Young Winner and Rookie of the Year led the Los Angeles Dodgers to the World Championship. Fashioned a 13-7 record while leading the NL in shutouts with 8 and strikeouts with 180 in strike shortened season. Responsible for Fernandomania.
Pitched first games on U.S. soil for Lodi in 1979 going 1-2 with an eye-opening 1.13 ERA. A year later he debuted in the big leagues.
34. **John Denny** **1972 Modesto Reds**
Helps pitch 1983 Philadelphia Phillies to NL Pennant with a 19-7 record. His 19 wins and .760 winning percentage are league leaders.
Goes 7-5 in 14 games with a 4.40 ERA for 1972 California League Champion Modesto Reds.
35. **Rick Sutcliffe** **1975 Bakersfield Dodgers**
Hurls 1984 Chicago Cubs to NL East title with spectacular 16-1 record and a 2.69 ERA. Traded by Cleveland to the Cubs during the season and with his 4 wins for the Indians is a 20 game winner in 1984. Nationally known baseball radio and TV announcer in recent years.
Leads the California League in losses with 16 as he goes 8-16 with a 4.15 ERA for the last place 1975 Bakersfield Dodgers.
36. **Barry Zito** **1999 Visalia Oaks**
Helps pitch 2002 Oakland A's to AL West crown while capturing the 2002 Cy Young Award with a sparkling 23-5 record and a 2.75 ERA.
Is 3-0 with a 2.45 ERA for 1999 Visalia Oaks in only 8 games. Fans 62 batters in only 40.1 innings in first year of professional baseball
37. **Brandon Webb** **2001 Lancaster JetHawks**
2006 NL Cy Young Award winner with the Arizona Diamondbacks. Goes 16-8 (.667) with a 3.10 ERA and 178 strikeouts. Ties for the National League lead in wins despite Arizona having the fifth worst record in the senior circuit, 10 games under .500.
Is 6-10 in 29 games for the last place southern division JetHawks in 2001 with a 3.99 ERA at The Hangar, a hitter friendly ballpark. Strikes out 158 in 162.2 innings pitched.

38. **Jake Peavy** **2001 Lake Elsinore Storm**
Unanimous selection as the 2007 Cy Young Award winner for the National League while pitching for the San Diego Padres. Wins the triple crown of pitching in the senior circuit with 19 wins, a 2.54 ERA and 240 strikeouts. Compiles an outstanding winning percentage of .760 (19-6) and has more than a strikeout per inning with 240 in 223.1 innings pitched.
After averaging 13 wins for six years from 2003 to 2008, he was injured most of the next five seasons, never appearing in more than 20 games in a major league season. Ends injury jinx in 2012, by appearing in 32 games for the Chicago White Sox, going 11-12 with an excellent 3.37 ERA. Compiles a 12-5 record in 2013 with the White Sox and Red Sox.
Goes 7-5 with 144 strikeouts in only 105 innings with a 3.08 ERA for the 2001 Lake Elsinore Storm.
39. **Tim Lincecum** **2006 San Jose Giants**
Joins Sandy Koufax, Greg Maddux and Randy Johnson as only the fourth hurler in National League history to win consecutive Cy Young awards in 2009.
Wins the 2008 Cy Young Award in his first full major league season. Leads the major league in strikeouts with 265 in only 227 innings. Becomes the first San Francisco Giants hurler to ever lead the league in strikeouts and the first Giants pitcher since Bill Voiselle in 1944 when the team was located in New York. His 2.62 ERA is second in the senior circuit and his record is an outstanding 18-5 while leading the National League in winning percentage (.783).
In 2009 he lead the National League in strikeouts with 261 in 225.1 innings while posting a 15-7 record and lowering his ERA to 2.48.
Throws two no-hitters versus the San Diego Padres in 2013 and 2014, the fifteenth and sixteenth no-hitters in Giants franchise history.
Appears in six games for the San Jose Giants, going 2-0 with a 1.95 ERA and 48 strikeouts in only 28 innings.
40. **Felix Hernandez** **2004 Inland Empire 66ers**
2010 AL Cy Young Award winner pitching for the worst team in the American League, the Seattle Mariners. Wins 21% (13) of the team's total 61 wins. Leads the league with a 2.27 Earned Run Average and in innings pitched with 249.2. Is held out of the last game of the year and finishes second in the league in strikeouts with 232, one behind the leader.
On August 15th, 2012, throws the 23rd Perfect Game in major league baseball history as he bests the Tampa Bay Rays 1-0 at Safeco Field in Seattle while striking out 12. 15-6 with league leading 2.14 ERA in 2014.
"King Felix" goes 18-9 with a 3.53 ERA and 191 strikeouts in 2015. Makes major league debut at 19 years of age in 2005.
As an 18 year old, goes 9-3 with a 2.74 ERA in 16 games. Strikes out 114 batters in only 92 innings for the Inland Empire 66ers in 2004

41. **Max Scherzer** **2007 Visalia Oaks**
Wins his third Cy Young Award with the Washington Nationals in 2017. Leads the National League in Strikeouts with 268 while fashioning a 16-6 record (.727) to go along with a 2.51 ERA and helping to lead the Nationals to their second consecutive AL Eastern Division title.
Wins his second Cy Young Award with the Washington Nationals in 2016. Leads the National League with 20 wins and 284 strikeouts in 228.1 innings. 20-7 record and 2.96 ERA help lead Washington to the AL Eastern Division title. Tied Major League Record on May 11th, 2016 for the most strikeouts in a nine inning game as he fanned 20 Detroit Tigers, his former team.
Wins the 2013 AL Cy Young Award with breakout year for the Detroit Tigers. Leads the league in wins (21) and winning percentage (.875) with a dominant 21-3 record. Strikes out 240 batters in 214.1 innings pitched to go along with an outstanding 2.90 ERA. Throws two no-hitters in 2015 for the Washington Nationals, versus the Pirates and the Mets.
Appears in only 3 games for the 2007 Visalia Oaks, going 2-0 with a microscopic 0.53 ERA. Fans 30 hitters, while walking only 2 in 17 innings.
42. **Corey Kluber** **2008 /2009 Lake Elsinore Storm**
Wins his second Cy Young Award in 2017 while leading the Cleveland Indians to the AL Central Division title. Leads the American League in Wins with 18, Winning Percentage with an .818 percentage (18-4) and in ERA with a 2.25 mark. Strikes out 265 batters in 203.2 innings.
Goes 4-0 with a 1.41 ERA in the Indians record breaking 22 game winning streak, including a 2-0 complete game shutout of the Detroit Tigers in the record tying 20th consecutive win.
In his first full major league season, the Cleveland Indians hurler edges out Felix Hernandez (2010 AL Cy Young Award winner) for the 2014 American League Cy Young Award by a 169-159 margin. His 18 wins (18-9) tie for the most in the league, his 269 strikeouts in 255.2 innings are the second best, while his 2.44 ERA is the third lowest in the Junior Circuit. Strikes out 10 or more batters in 11 of his league leading 34 starts. 1.73 ERA after the All-Star break, 11-3 in his final 16 starts. Is virtually untouchable in September, going 5-0 with a 1.12 ERA and 54 strikeouts and only 5 walks in 40.1 innings. Has another banner year in 2016, going 18-9 and leading the Indians to the 2016 American League title. Follows the regular season with an outstanding post-season, going 4-1, 2-0 in the World Series versus the World Champion Chicago Cubs.
In 2008, goes 2-5 with a 6.01 ERA in 19 games with Lake Elsinore. Returns to the Storm a year later and fashions a 7-9 record with a 4.54 ERA, while striking out 124 batters in only 109 innings, again appearing in only 19 games before a mid-season call up.

43. **Dallas Keuchel** **2010 Lancaster JetHawks**
In only his third full major league season helps lead Houston into the post-season for the first time in ten years as the Astros capture the second American League Wild Card spot in 2015. The All-Star is the American League's only 20 game winner, going 20-8 and also leading the Junior Circuit in innings pitched with 232 and shutouts with 2. Excellent 2.48 ERA. Winner of three consecutive Gold Gloves from 2014 thru 2016.
Fashions a 14-5 record with a 2.90 ERA in 2017 in only 145.2 innings in helping to lead the Astros to their first World Series Championship.
Goes 5-8 for the 9th place Lancaster JetHawks in 2010 with a 3.36 ERA in 19 games before a mid-season call-up to Double AA Corpus Christi.

The Rookie of the Year Award Winners:

44. **Albie Pearson** **1953 San Jose Red Sox**
Hits .275 for the last place 1958 Washington Senators to become the first ever California Leaguer to win major league first year honors.
California League post-season All-Star helps lead San Jose Red Sox to 1953 California League Championship by hitting .334 and scoring 106 runs with 14 stolen bases.
45. **Ron Hansen** **1956 Stockton Ports**
1960 American League Rookie of the Year helped lead Baltimore Orioles to a surprising second place finish hitting .255, with 22 home runs and 86 RBIs while playing in 153 out of 154 games. Executed an unassisted triple play for the Washington Senators vs. Cleveland, July 30, 1968. He was the first California League player to turn an unassisted triple play in the major leagues.
Plays in all 140 games for the 1956 Stockton Ports, hitting .289 with 8 home runs, 86 runs scored, 84 RBIs and 13 stolen bases.
46. **Jim Lefebvre** **1962 Reno Silver Sox**
Wins the 1965 National League Rookie of the Year Award with the Los Angeles Dodgers as they capture the World Championship. Hits .250 with 12 home runs and 69 RBIs, while playing in 157 games.
Post-season All-Star for California League at second base as he tears up Cal League pitching with a .327 average, 39 home runs, 130 RBIs, 139 runs scored and 23 stolen bases.
47. **Al Bumbry** **1969 Stockton Ports**
Leads the league in triples with 11, hits .337 and steals 23 bases in only 110 games as he wins the 1973 AL Rookie of the Year Award with the Baltimore Orioles.
Hits .178 with 1969 Stockton Ports in only 35 games.

48. **Gary Matthews** **1970 Fresno Giants**
Wins the 1973 NL Rookie of the Year Award, giving the California League a sweep, with the 1973 San Francisco Giants hitting .300 with 12 home runs, 58 RBIs and 17 stolen bases.
Hits .279 with 23 home runs, 74 RBIs and 20 stolen bases for 1970 Fresno Giants.
49. **Bake McBride** **1970 /1971 Modesto Reds**
Captures 1974 NL first year honors with the St. Louis Cardinals, hitting .309, scoring 81 runs and stealing 30 bases.
Hits .294 in 26 games for Modesto in 1970. A year later improves to .303 with 40 stolen bases and 85 runs scored in 118 games.
50. **John Castino** **1977 Visalia Oaks**
Ties for 1979 AL Rookie of the Year with another California Leaguer, Alfredo Griffin. Hits .285 for the 1979 Minnesota Twins.
Tears up Cal League pitching, hitting .327 with 16 home runs and 54 RBIs and 13 steals in only 72 games.
51. **Alfredo Griffin** **1974 Reno Silver Sox**
1975/1976 San Jose Bees
Hits .287 with 81 runs scored and 21 steals for the 1979 Toronto Blue Jays tying John Castino for 1979 AL first year honors.
.257 average for Reno Silver Sox in 1974 in only 11 games. Playing for San Jose Bees in 1975 can muster only a .229 batting average in 124 games. Following year hits .259 for the San Jose Bees in 64 games.
52. **Joe Charboneau** **1978 Visalia Oaks**
1980 American League Rookie of the Year with the Cleveland Indians as he slams 23 home runs, drives in 87 RBIs, while hitting .289.
Helps lead Visalia Oaks to California League Championship in 1978 while leading the league in hitting with a .350 batting average and scoring 119 runs with 18 homers and 116 RBIs. Post-season California League All-Star. Nicknamed "Super Joe."
53. **Ozzie Guillen** **1982 Reno Padres**
Wins the 1985 Rookie of the Year Award with the Chicago White Sox by hitting .273 and scoring 71 runs. As a Manager helps guide the Chicago White Sox to the 2005 World Championship, their first since 1917.
1982 post-season California League All-Star Team shortstop. Leads league in both hits with 183 and runs scored with 103 while hitting .347 with 25 stolen bases.

54. **Mark McGwire** **1984/1985 Modesto A's**
1987 AL Rookie of the Year for the Oakland A's as he sets the all time rookie home run record with 49 home runs. Also scores 97 runs, drives in 118 RBIs and hits .289. 583 lifetime home runs and in 1998 breaks Roger Maris' single season home run record of 61 as he slams 70.
After playing with Team USA in the Olympics, debuts with Modesto in 1984 and hits .200 with only 1 home run in 55 at bats. In 1985 makes post-season California League All Star team as a third baseman. Ties for league lead in both home runs with 24 and RBIs with 106 while scoring 95 runs and hitting .274.
55. **Benito Santiago** **1984 Reno Padres**
Hits .300 for the 1987 San Diego Padres with 18 home runs, 79 RBIs and 21 stolen bases in capturing the 1987 NL rookie honors.
Post-season California League All-Star catcher with the 1984 Reno Padres for .279 average, 16 home runs and 83 RBIs in 114 games.
56. **Walt Weiss** **1985 Modesto A's**
Modesto's and Oakland A's third consecutive AL Rookie of the Year winner in 1988. Hits .250 and is spectacular in the field at shortstop. Four year manager of the Colorado Rockies from 2013 through 2016.
Hits only .197 in 122 at bats for the 1985 Modesto A's.
57. **Chuck Knoblauch** **1989 Visalia Oaks**
Helps lead 1991 Minnesota Twins to World Championship. Wins 1991 AL Rookie of the Year Award for hitting .281 with 25 steals and 78 runs scored while playing in 151 games. Hits .350 in ALCS and .308 in World Series.
After promotion from Midwest League in first year of professional baseball hits .364 with 21 RBIs in only 18 games for 1989 Visalia Oaks.
58. **Pat Listach** **1989/1990 Stockton Ports**
1992 Milwaukee Brewer beats out future Hall of Famer Ken Griffey, Jr. for AL Rookie of the Year by hitting .290 with 54 steals and 93 runs.
In 1989 hits .229 with 37 steals for the Stockton Ports. In 1990 he helps lead the Stockton Ports to the California League Championship by hitting .272 with 78 stolen bases and leading the California League in runs scored with 116.
59. **Eric Karros** **1989 Bakersfield Dodgers**
Los Angeles Dodger is 1992 NL Rookie of the Year for hitting 20 home runs and driving in 88 RBIs with a .257 batting average.
Leads the 1989 Bakersfield Dodgers to the California League Championship by hitting .303 with 15 home runs, 86 RBIs, 18 stolen bases, and leading the California League in hits with 165 and doubles with 40 while playing in all 142 games.

60. **Tim Salmon** **1990 Palm Springs Angels**
1993 California Angel is AL Rookie of the Year for slamming 31 home runs with 95 RBIs and a .283 batting average while scoring 93 runs.
Hits .288 in 36 games for the 1990 Palm Springs Angels.
61. **Raul Mondesi** **1991 Bakersfield Dodgers**
1994 NL Rookie of the Year with the Los Angeles Dodgers for hitting .306 with 16 home runs, 56 RBIs and 11 stolen bases in 112 games. Third consecutive NL Rookie Award winner from Los Angeles and Bakersfield.
Hits .283 in 28 games for 1991 Bakersfield Dodgers.
62. **Marty Cordova** **1991/1992 Visalia Oaks**
1995 Minnesota Twin wins AL Rookie of the Year honors for hitting 24 home runs, driving in 84 RBIs, stealing 20 bases and batting .277.
In 1991 hits .212 in 71 games for Visalia Oaks. In 1992 makes the post-season California League All-Star Team and takes home Cal League MVP honors. Leads the league with 28 home runs, 131 RBIs. Bats .341.
63. **Hideo Nomo** **1995 Bakersfield Blaze**
Los Angeles Dodger hurler is the 1995 NL Rookie of the Year with a sparkling 13-6 record, a 2.54 ERA and leads the league in strikeouts with 236. First Japanese-born, Japanese League player to permanently relocate to the United States and his successful showing opened the door for future Japanese players. Has pitched two major league no-hitters in his career.
Makes his professional debut in the United States with the Blaze on April 27, 1995 at The Epicenter vs. the Rancho Cucamonga Quakes. On a 90 pitch limit and throwing mainly fastballs, Nomo pitched 5.1 innings, striking out 6 in taking the 2-1 loss in his only California League appearance.
64. **Todd Hollandsworth** **1992 Bakersfield Dodgers**
Wins 1996 NL Rookie of the Year honors with the Los Angeles Dodgers hitting .291 with 21 steals, 12 home runs and 59 RBIs.
Hits .258 with 13 home runs and 27 stolen bases in 119 games for 1992 Bakersfield Dodgers.
65. **Ben Grieve** **1995/1996 Modesto A's**
Hits .288 with 41 Doubles, 18 home runs, 89 RBIs and 94 runs scored to earn 1998 AL Rookie of the Year honors with the Oakland A's.
In only 28 games hits .262 with 1995 Modesto A's. A year later is promoted after only 72 games with 1996 Modesto A's as he tears up Cal League pitching by hitting .356 with 11 home runs and 51 RBIs and still makes post-season California League All-Star Team.

66. Angel Berroa 2000 Visalia Oaks
The Kansas City Royals shortstop hits .287 in his first major league season, scores 92 runs and steals 21 bases to capture the 2003 AL Rookie of the Year Award. Shows surprising power as he raps out 28 doubles, 7 triples and 17 home runs while driving in 73 RBIs.
In 129 games he hits .277 with 10 home runs and 63 RBIs in helping lead the Oaks to the Northern Division championship in 2000.
67. Bobby Crosby 2001/2002 Modesto A's
Slams 34 doubles, 22 home runs and 64 RBIs to win 2004 AL Rookie of the Year Award with the Oakland A's.
Hits .395 in only 11 games with 2001 Modesto A's. In 2002 hits .307 with the Modesto A's in 73 games. Mid-season promotion to Double AA.
68. Evan Longoria 2006 Visalia Oaks
Has outstanding rookie year with the Tampa Bay Rays, helping to lead the team to the 2008 AL pennant. Voted AL Rookie of the Year for hitting .272 with 27 home runs and 85 RBIs in only 122 games. Follows up the regular season with six post-season home runs as the Rays defeat the White Sox and Red Sox to advance to the World Series.
Drives in 28 runs in only 28 games for Visalia, while slamming 8 home runs and hitting .327.
69. Andrew Bailey 2007 Stockton Ports
An American League All-Star in his rookie campaign with the Oakland A's. Assumes the closer role and is outstanding as he posts a 6-3 record, 1.84 ERA to go along with 91 strikeouts in only 83.1 innings and win the 2009 AL Rookie of the Year award. Had averaged 25 Saves a year for the A's. Traded to the Boston Red Sox for 2012 season.
Goes 3-4 with a 3.82 ERA with 72 strikeouts in 66 innings while appearing in 11 games for the eighth place Stockton Ports.
70. Carlos Correa 2014 Lancaster JetHawks
The # 1 Draft Pick of the 2012 Major League Baseball Draft, as a 20 year old shortstop helps anchor the Astros infield and lead Houston to its first playoff appearance in ten years. Captures the American League Rookie of the Year Award honors by slamming 22 home runs, adding 22 doubles, driving in 68 RBIs and hitting .279 in only 99 games after a June call-up from Triple AAA Fresno.
Helps lead the JetHawks to the 2014 California League Championship hitting .325, smashing 6 home runs and driving in 57 RBIs in only 62 games before a fractured fibula prematurely ends his season on June 21st.

71. **Corey Seager** **2013/2014 Rancho Cucamonga Quakes**
 The 2016 National League unanimous Rookie of the Year helps lead the Los Angeles Dodgers to their fourth straight NL Western Division crown. His 105 runs scored, 193 hits, 40 doubles, 26 home runs, 72 RBIs and .308 batting average helps him also add the NL Silver Slugger Shortstop Award. 2016 Mid-Season NL All-Star. Hits .337 in 27 games as a late season call-up in 2015 with the Dodgers.
 Struggles in 2013 with the Quakes hitting only .160 in 27 games. Rebounds in 2014 to win the California League Most Valuable Player Award hitting .352, clubbing 34 doubles, smashing 18 home runs and driving in 70 runs while rapping out 115 hits in only 80 games before a mid-season promotion to Double AA Chattanooga.
72. **Cody Bellinger** **2015 Rancho Cucamonga Quakes**
 Unanimous 2017 National League Rookie of the Year. Breaks 87 year old National League record for Most Home Runs By a Rookie with 39. Record originally set in 1930 by Wally Berger of the Boston Braves and later tied in 1956 by Hall of Famer Frank Robinson of the Cincinnati Redlegs. Misses almost the entire first month of the season as he is called up and makes his MLB debut on April 25th, 2017. Drives in 97 RBIs, scores 87 runs and steals 10 bases to go along with a .267 batting average. Helps lead the Los Angeles Dodgers to the 2017 National League pennant.
 2015 California League Post-Season All-Star with 30 home runs, 103 RBIs, 33 doubles, 97 runs scored, 10 stolen bases and a .264 batting average. 2015 California League Championship Series MVP for leading the Rancho Cucamonga Quakes to the California League title by hitting .429 with 3 home runs in a three game sweep of the San Jose Giants.

Additional Stars (Listed Alphabetically):

73. **Garret Anderson** **1992 Palm Springs Angels**
 Lifetime .293 hitter with the California-Anaheim-Los Angeles Angels, Atlanta Braves and the Los Angeles Dodgers. 1,365 lifetime RBIs, 2,529 career hits and 287 home runs. Helps lead Angels to 2002 World Series victory over the San Francisco Giants.
 Hit .323 with 62 RBIs in 81 games for the 1992 Palm Springs Angels.

MLB PERFECT GAMES BY CALIFORNIA LEAGUE PITCHERS

2012	Felix Hernandez	Seattle vs. Tampa Bay	2004 Inland Empire 66ers
2012	Matt Cain	San Francisco vs. Houston	2004 San Jose Giants
2010	Dallas Braden	Oakland vs. Tampa Bay	2005 Stockton Ports
1998	David Wells	NY Yankees vs. Minnesota	1986 Ventura County Gulls
1984	Mike Witt	California Angels vs. Texas	1979/1980 Salinas Angles

74. **Nolan Arenado** **2011 Modesto Nuts**
2017 finds Arenado leading the Colorado Rockies into the Post-Season playoffs. Wins his fifth consecutive Gold Glove and is named to the All-Star team for the third straight year. Hits over .300 (.309) for the first time in his career, slams 37 home runs, scores 100 runs, leads the National League in Doubles with 43 while driving in 130 RBIs for the third consecutive year. Sets career high with 187 base hits.
In his third major league season, has breakout All-Star year in 2015 with the Colorado Rockies, leading the major leagues in RBIs with 130 and Total Bases with 354. Hits 43 Doubles and 42 Home Runs, tying National League MVP Bryce Harper for the Senior Circuit's lead. Bats .287. His 89 Extra Base Hits in a season are the most by a Third Baseman in Major League history.
Follows up his breakout year with another banner year, leading the major leagues for the second consecutive year in RBIs with 133 and again tying for the National League lead (with Chris Carter) in Home Runs with 41. Has career bests in Runs scored with 116 and batting average, .294.
Wins the National League Silver Slugger Award for third basemen for the third consecutive year in 2017. Has won the prestigious Gold Glove at the Hot Corner all five years of his major league tenure.
Leads the Modesto Nuts into the 2011 California League Playoffs. California league leader with 122 RBIs, clubs 32 doubles, slams 20 home runs while scoring 80 runs to go with a .298 batting average. Post-Season All-Star Third Baseman.
75. **Rod Beck** **1989 San Jose Giants**
Premier closer in the 1990's helped re-write the major league record book for relief pitchers. Currently is 32nd on the career list for Saves with 286. Only two pitchers in the history of major league baseball have been perfect in Save Opportunities for a whole season and Beck did it twice, once for the San Francisco Giants (28 for 28 in strike shortened 1994 season) and for the San Diego Padres (20 for 20) in 2003. Originally set the major league record for most consecutive converted Saves with 41 from 1993 to 1995. Set the record originally for Saves in Consecutive Games with 6 while with the Cubs in 1998, since tied by Eric Gagne. One of only 6 relievers to record 48 or more Saves in a season twice. Beck saved 51 games for the Cubs in 1998, 48 for the Giants in 1993. National League Rolands Relief Pitcher of the Year for the San Francisco Giants in 1994 strike shortened season.
Has spectacular season for the 1989 San Jose Giants as a starting pitcher before his mid-season call-up to Double AA Shreveport. In only 13 starts leads the league in winning percentage with an .846 (11-2) mark. More impressively is promoted after San Jose's 66th game, yet he still beats every team in the California League before the All-Star game! Helps pitch San Jose to first half Northern Division title.

76. **Adrian Beltre** **1996 San Bernardino Stampede**
2017 was an historic year for the twenty year major league veteran as he became the 31st player in major league baseball history to collect 3,000 base hits. Currently is 25th on the career hit list with 3,048 hits. In an injury plagued year, he hit .312 with 17 home runs in only 94 games for the Texas Rangers in 2017. For his career, Beltre has 462 home runs joining Hall of Famers Eddie Mathews and Mike Schmidt plus Chipper Jones and Darrel Evans as one of only five third basemen with 400 or more career home runs. Four time All-Star, five Gold Gloves and four Silver Slugger Awards. In 2004, led the National League in Home Runs, slamming 48 for the Los Angeles Dodgers. Has hit .300 or higher in six of his last eight seasons with the Texas Rangers. In his career he has spent 7 seasons with the Los Angeles Dodgers, 7 seasons with the Texas Rangers, 5 with the Seattle Mariners and one with the Boston Red Sox.
At age 17, he hits .261 with 10 Home Runs and 40 RBIs in only 63 games with the San Bernardino Stampede in 1996.
77. **Charlie Blackmon** **2009 Modesto Nuts**
Has breakout 2017 season in helping to lead the Colorado Rockies to the Post-Season. Leads the National League in Batting Average with a .331 mark, in Runs scored with 137, in Base Hits with 213, in Triples with 14 and in Total Bases with 387. In addition he slams 37 Home Runs, drives in 104 RBIs from the leadoff spot, steals 14 bases and clubs 35 Doubles. In seven major league seasons has a .305 career batting average. Two time All-Star with two consecutive Silver Slugger Awards.
Hits .307 with 30 stolen bases and 87 runs scored in leading the Modesto Nuts into the California League Post-Season playoffs.
78. **Bobby Bonds** **1965/1966 Fresno Giants**
Plays fourteen years in the major leagues hitting 332 career home runs and driving in 1,024 RBIs, scoring 1,258 runs, while stealing 461 bases. In 1973 he missed by one home run from becoming the first player in major league history to hit 40 home runs and steal 40 bases in a season, when he finished with 39 homers and 43 steals for the San Francisco Giants. Along with son, Barry, is tied for the major league record for the most seasons (5) hitting 30 home runs and stealing 30 bases in the same year.
In 1965 Bonds plays in only 7 games, hits .219 with 1 home run at age 19. A year later he bats .262, scores 93 runs, slams 26 homers and drives in 91 RBIs, while stealing 18 bases for the 1966 Fresno Giants.

79. Ernie Broglio

1954 Modesto Reds

1955 Stockton Ports

Eight year major league career with the St. Louis Cardinals and the Chicago Cubs. His sophomore year is outstanding as he goes 21-9 (.700) with a 2.74 ERA for the St. Louis Cardinals in 1960.

One of only three pitchers to have won 20 or more games in the California League and in the major leagues (Mike Garcia/Larry Jackson).

In 14 games for the Modesto Reds compiles an outstanding 9-3 record with 99 strikeouts in 98 innings to go along with a 3.03 ERA. Wins 20 games for Stockton in 1955 while leading the league in innings pitched with 252. Strikes out 230 batters, fashions a nifty 3.43 ERA to go with a 20-10 (.667) record as a 20 year old pitching phenom.

80. Madison Bumgarner

2009 San Jose Giants

The San Francisco Giants left hander fashioned a superb 2014 regular season, compiling an 18-10 record, a 2.98 ERA and 219 strikeouts.

His 2014 post-season was historic as he led the Giants to their third World Series title in five years with a 4-1 record, a 1.03 ERA and 45 strikeouts in a post-season record 52.2 innings. NLCS MVP.

Bumgarner's 2014 World Series against the Kansas City Royals was near perfect. He pitched seven solid innings in the opener as the Giants coasted to a 7-1 victory. In a Game Five masterpiece, with the Series knotted at two games each, he shutout the Royals on only four hits, while fanning eight. And finally in Game Seven, working on only two days of rest, he recorded the longest Save in World Series history, shutting out the Royals over the final five innings to preserve the victory. World Series MVP.

In his three World Series years, Bumgarner has been untouchable. In five World Series games he owns a perfect 4-0 record with a Game Seven Save. His 0.25 ERA is the lowest in World Series history.

2015 is another outstanding season going 18-9, with a 2.93 ERA and a career high 234 strikeouts. Is 15-9 with a career best 2.74 ERA and 251 strikeouts with the Giants in 2016. Has homered 12 times in last 3 seasons winning two Silver Slugger Awards.

Goes 3-1 with a 1.48 ERA in only five games as he starts 2009 in San Jose and ends the year in the major leagues with San Francisco.

FAMILY AFFAIR: SEAGER BROTHERS SET MLB RECORD IN 2016:

Corey Seager (2013/2014 Rancho Cucamonga Quakes) and his brother, Kyle Seager (2010 High Desert Mavericks), both California League Post-Season All-Stars became the first brothers, ever, to each hit 25+ home runs in a MLB season in 2016. Kyle slammed 30 with the Seattle Mariners, Corey hit 26 with the Los Angeles Dodgers.

81. **Wally Bunker** **1963 Stockton Ports**
9 year major league career with the Baltimore Orioles and Kansas City Royals. At age 19, his 1964 rookie campaign is most outstanding as he goes 19- 5 to lead the league with a .792 winning percentage for the Orioles. Two years later throws a complete game shutout against the Los Angeles Dodgers in the 1966 World Series to help the Orioles win the World Championship.
California League post-season All-Star for going 10-1 with a 2.55 ERA with 95 strikeouts in 99 innings for the 1963 Stockton Ports and ends the season pitching one game in the major leagues.
82. **Ron Cey** **1969 Bakersfield Dodgers**
The Penguin enjoyed a 17 year major league career, 12 years as the starting third baseman for the Los Angeles Dodgers. Had career totals of 316 home runs and 1,139 RBIs. Dodgers won 4 pennants and one World Series Championship with Cey at third base.
For the 1969 Bakersfield Dodgers he hit .331 with 22 home runs, 56 RBIs and 12 stolen bases in only 98 game
83. **Tom Cheney** **1954 Fresno Cardinals**
8 year major league career with the St. Louis Cardinals, Pittsburgh Pirates and expansion Washington Senators. Member of the 1960 World Champion Pirates. Compiles a lifetime record of 19-29 with a 3.77 ERA. However, holds a unique spot in major league history for what he accomplished on a September night in 1962 facing the Baltimore Orioles at Municipal Stadium. On that night Cheney placed his name in the major league record book by striking out 21 batters, the most ever in a major league game. He pitched a masterpiece. He had thrown 228 pitches in his 16 inning complete game defeating the Orioles by a 2-1 margin. He had given up 10 hits and 4 walks in his "fifteen minutes of fame." The final out and Cheney's 21st strikeout victim was former California Leaguer (1947-1948 Santa Barbara Dodgers) and Hall of Fame manager, Dick Williams.
Posts a 12-11 record with a 3.86 ERA for the fifth place Cardinals. Has 14 complete games in 27 starts. More impressive are his 207 strikeouts in only 203 innings pitched, the second highest strikeout total in the league.
84. **Jack Clark** **1974 Fresno Giants**
18 year major league career saw him hit 340 career home runs and drive in 1,189 RBIs. Helped St. Louis Cardinals win pennants in 1985 and 1987.
Helps lead 1974 Fresno Giants to California League Championship. Post-season California League All Star third baseman for hitting .315 with 19 home runs and 117 RBIs.

85. **Will Clark** **1985 Fresno Giants**
"The Thrill" enjoys a 15 year major league career with a lifetime .303 batting average, over 2,000 hits, 284 home runs and 1,205 RBIs. Helps San Francisco Giants win the 1989 pennant. Six time All-Star, five seasons with the Giants and one year with the Texas Rangers. Leads the National League in RBIs in 1988 with 109.
Leads the 1985 Fresno Giants to California League Championship hitting .309 with 10 home runs, 49 RBIs and 11 stolen bases in only 65 games.
86. **Nelson Cruz** **2004 Modesto A's**
The Texas Rangers "Mr. October" in the 2011 ALCS as he led the Rangers into the World Series. Cruz set major league records for most home runs (6) in a Playoff Series and most RBIs (13) in a Playoff Series! He hit .364 with 8 hits in 22 at bats. Each of his hits was an extra base hit, 2 doubles and 6 home runs. For his performance, Cruz was voted 2011 ALCS MVP. Cruz, also, became the first player in baseball history to have hit 6 or more home runs in two different post-seasons.
The four time American League All-Star has averaged over 40 home runs each of the past four seasons. In 2014 he led the American League with 40 round trippers for the Baltimore Orioles. In 2015 he set a career best with 44 homers with the Seattle Mariners and followed it up in 2016 with 43 home runs with Seattle while driving in 105 RBIs. In 2017 he slammed 39 home runs. One of only three MLB players to hit 40 or more home runs and hit .300 (.302) or higher in 2015 along with Paul Goldschmidt and Bryce Harper. In his 13 year major league career has averaged 37 home runs a year for a 162 game schedule.
Cruz led the 2004 Modesto A's to the best record in the first half of the California League season with a .345 batting average, 11 home runs, 52 RBIs and 54 Runs scored in only 66 games.
87. **Chris Davis** **2007 Bakersfield Blaze**
Has phenomenal year with the Baltimore Orioles in 2013, leading the major leagues in home runs with 53 and RBIs with 138, while scoring 103 runs, clubbing 42 doubles and hitting .286. 2013 American League All-Star and Silver Slugger Award winner. Hit 33 home runs and drove in 85 RBIs for Baltimore in 2012. Connects for 26 homers in 2014. Rebounds in 2015, leading the major leagues in home runs for the second time in three years as he slams 47 home runs to go with 117 RBIs. Slams 38 homers for the Orioles in 2016. Hits 26 home runs in 2017.
In 99 games for the Bakersfield Blaze in 2007 he hits .298 with 24 home runs and 93 RBIs. Sets California League Record with 6 Grand Slam Home Runs in a season.

88. **Willie Davis** **1959 Reno Silver Sox**
Enjoys a 20 year major league career, 14 with the Los Angeles Dodgers. Retires with 2,561 lifetime hits, 1,217 runs scored, 1,053 RBIs and 398 stolen bases.
California League MVP, Rookie of the Year and post-season All-Star Centerfielder for the Reno Silver Sox. Leads the league in 6 offensive categories: batting average with .365, runs scored with 135, hits with 187, total bases at 304, doubles with 40 and triples with 16. Also slams 15 home runs, drives in 90 RBIs and steals 33 bases.
89. **Dave Dravecky** **1989 San Jose Giants**
8 year major league career tragically ended by cancer and the amputation of his left arm which he breaks while delivering a pitch in his comeback. Helps pitch 1987 San Francisco Giants to NL West title. Goes 2-0 in his 1989 major league comeback.
Begins his inspiring comeback with two rehab starts for the 1989 San Jose Giants. Fills ballparks in both Stockton and Reno as he pitches two complete game victories for the San Jose Giants striking out 8 and walking only one batter in 16 innings. Compiles a 1.69 ERA.
90. **Dave Duncan** **1966 Modesto Reds**
11 year major league career with 109 home runs. Member of 1972 World Championship Oakland A's. In 2011 he completed his 29th year as a coach for Tony La Russa. Won World Championships as a coach with the 1989 Oakland A's, the 2006 and 2011 St. Louis Cardinals.
Post-season California League All-Star catcher leads the California League in home runs with 46, scores 103 runs and drives in 112 RBIs in only 121 games. Helps 1966 Modesto Reds capture California League title.
91. **Jim Edmonds** **1990/1991 Palm Springs Angels**
17 year major league career, 8 years with the St. Louis Cardinals after 7 years with the California-Anaheim Angles. Has slammed 393 career home runs, while driving in 1,199 RBIs. Scored 1,251 runs while collecting 1,949 hits for a .284 career average. Member of the 2006 World Champion St. Louis Cardinals. Had single season high of 42 home runs in both 2000 and 2004 for the Cardinals.
In 1990 hits .293 and drives in 56 RBIs in 91 games for Palm Springs. Raises his average to .294 in 60 games for the Angels in 1991.

92. **Darin Erstad** **1995 Lake Elsinore Storm**
 14 year major league career, 11 with the California-Anaheim-Los Angeles Angels. Helps lead Anaheim to the 2002 World Series over the San Francisco Giants. Hits .421 in Division series, .364 in ALCS and .300 in the World Series. Best major league season is 2000 when he leads the league in at-bats with 676 and hits with 240 while scoring 121 runs, slamming 39 doubles and 25 home runs to drive in 100 RBIs. Batting average is an outstanding .355. Had 1,697 career hits, 913 runs scored and a lifetime .282 batting average.
 In only 25 games and 113 at-bats with the Storm, he torches the Leagues' hurlers for 41 hits, 24 RBIs and a .363 batting average.
93. **Mike Garcia** **1946 Bakersfield Indians**
 Known as "The Bear," has a 14 year major league career, records 142 career wins, leads the American League in ERA twice and wins 20 games in 1951 and 1952. Helps pitch Cleveland Indians to 1954 AL Pennant.
 One of only three pitchers to have won 20 or more games in the California League and at the major league level along with Ernie Broglio and Larry Jackson.
 California League post-season All-Star pitcher for the 1946 Bakersfield Indians going 22-9 and leading the league in strikeouts with 186 and in ERA with 2.56.
94. **Paul Goldschmidt** **2010 Visalia Rawhide**
 2015 is a monster season for the Arizona first baseman. Compiles career best .321 batting average while slamming 33 home runs and driving in 110 RBIs to go along with 38 doubles, 103 Runs scored, a career high 182 hits and 1.005 OPS. Finishes second in MVP voting to Bryce Harper. All-Star and winner of a Gold Glove and Silver Slugger Award. Has breakout year with the Arizona Diamondbacks in 2013 tying for the National League lead in home runs with 36 and leading the league in RBIs with 125. In addition, leads the league in Slugging Percentage with a .551 mark and in OPS with .952. Slams 36 doubles, scores 103 runs while compiling a .302 batting average. 2013 National League All-Star, also wins the Gold Glove and Silver Slugger Award, while finishing second in the Senior Circuit in MVP voting. Has another All-Star season in 2014 as he hits an even .300 with 39 doubles, 19 home runs and 69 RBIs in a season cut short to 109 games due to injury. Five time All-Star ties career high with 36 home runs in 2017, drives in 120 RBIs, sets career best with 117 runs scored, steals 18 bases while hitting .297 to earn his third Silver Slugger and third Gold Glove Awards.
 After six plus major league seasons is averaging .299 with 31 home runs, 109 RBIs, 106 Runs scored and 40 Doubles for a 162 game schedule.
 Has monster season for the Visalia Rawhide in 2010 as he wins the California League MVP award while slamming 35 home runs, driving in 108 RBIs, scoring 102 runs, hitting 42 doubles with a .314 batting average.

95. **Carlos Gonzalez** **2006 Lancaster JetHawks**
Has monstrous break-out season in 2010 for the Colorado Rockies. Wins the National League batting title with a .336 batting average. Also leads the senior circuit in hits, with 197 and total bases with 351. Slams 34 doubles and 34 home runs, while driving in 117 RBIs and scoring 111 runs to go with 26 stolen bases. Adds a Gold Glove and a Silver Slugger Award to his banner 2010 season. Hits .295 with 26 home runs, 92 runs scored and 92 RBIs in 2011 in only 127 games. In 2012, compiles a .303 batting average with 22 homers and 85 RBIs in 135 games. Hits .302 with 26 home runs in 2013. Limited to 70 games in 2014 due to injury. Slams 40 home runs in 2015, a career high. 25 home runs, 100 RBIs and a .298 batting average in 2016 All-Star season. Lifetime .288 batting average.
In 104 games hits an even .300, scores 82 runs while driving in 94 RBIs and hitting 35 doubles and 21 home runs to go with 15 stolen bases for the JetHawks.
96. **Pumpsie Green** **1955 Stockton Ports**
Brief 5 year major league career is most remembered for being the first African-American to play for the Boston Red Sox in 1959, the last team to integrate, almost 12 years after Jackie Robinson broke the major league color barrier in 1947 with the Brooklyn Dodgers.
California League post-season All Star shortstop for the 1955 Stockton Ports. Hits .319, with 31 doubles, 11 triples and 12 home runs to drive in 83 RBIs while scoring 133 runs and stealing 31 bases.
97. **Bobby Grich** **1968 Stockton Ports**
17 year major league career with the Baltimore Orioles and the California Angels. Chosen for 6 All-Star games. Scores 1,039 runs in his career and slams 224 home runs while driving in 864 RBIs.
Hits .228 for 1968 Stockton Ports with 8 home runs and 44 RBIs.
98. **Marv Grissom** **1941 San Bernardino Stars**
10 year major league career primarily as a relief specialist with the 1950's New York Giants. Wins 10 games and saves 19 in their 1954 World Championship year. Winning pitcher in Game # 1 of the 1954 World Series as the New York Giants sweep the Cleveland Indians.
Goes 2-4 with a 4.67 ERA in 10 games for the 1941 San Bernardino Stars in the inaugural California League season.

99. Billy Hamilton

2012 Bakersfield Blaze

Speed is his trademark and Hamilton showed it in his brief major league debut for the Cincinnati Reds in 2013. He became the first player in major league history to steal 4 bases in his first major league game that he started. More amazing is that he led all National League rookies in stolen bases with 13 even though he did not make his major league debut until September 3rd! Stole 13 bases in only 13 games while hitting .368. Finishes second in Rookie of the Year voting in the National League in 2014 as he steals 56 bases, second in the Senior Circuit. Steals 57 bases in 2015 and a late season injury costs him the major league title as he loses to Dee Gordon for the second consecutive year, this time by one steal. Sets career best in stolen bases with 58 and batting average with .260. Sets career best with 85 runs scored in 2017. Finished second in NL stolen base race for fourth consecutive year. Averaging 73 stolen bases per year for a 162 game schedule.

Breaks minor league stolen base record in 2012 with 155 steals, 104 in the California League with the Blaze and 51 with Pensacola in the Double AA Southern League. Wins the California League MVP Award in 2012 for his 104 stolen bases and 79 runs scored in only 82 games and a .323 batting average.

100. Al Hrabosky

1969 Modesto Reds

“The Mad Hungarian” has a 13 year major league career with the St. Louis Cardinals, Kansas City Royals and the Atlanta Braves. Appears in 545 major league games, all but one in relief. Has a stellar year in 1975 for the St. Louis Cardinals as he goes 13-3 to lead the league in winning percentage (.813) and Saves with 22. Also fashions an excellent 1.66 ERA. Feared big league closer.

As a starter for the 1969 Modesto Reds, Hrabosky goes 8-2 with A 2.48 ERA and 112 strikeouts in only 98 innings.

101. Kent Hrbek

1981 Visalia Oaks

14 year major league career, all with the Minnesota Twins. Finishes with lifetime .282 batting average, 293 career home runs and 1,086 RBIs. Helps lead Twins to two World Championships in 1987 and 1991.

1981 California League MVP and post-season California League All-Star first baseman for the 1981 Visalia Oaks. Leads the league in hitting with a .379 average. Also scores 119 runs, hits 27 homers, drives in 111 RBIs and steals 12 bases.

102. **Tim Hudson** **1998 Modesto A's**
In seventeen years he won 222 and lost only 133 games for a .625 winning percentage. His 222 wins were the most among active pitchers when he retired following the 2015 season. Outstanding career 3.49 ERA. Helped lead Oakland A's into the playoffs four of the six years he pitched for them. Won 20 games for the 2000 Oakland A's. Spent six years with Oakland, nine with the Atlanta Braves and his final three seasons with the San Francisco Giants helping the Giants win the World Series in 2014.
Goes 4-0 with a 1.67 ERA, and 48 strikeouts in 37.2 innings in 8 appearances for the 1998 Modesto A's.
103. **Larry Jackson** **1952 Fresno Cardinals**
Wins 194 games in 14 year major league career primarily with the St. Louis Cardinals and Chicago Cubs. Best year is 1964 when he leads the National League in wins, going 24-11 with the Chicago Cubs.
One of only three pitchers to have won 20 or more games in the California League and at the major league level along with Ernie Broglio and Mike Garcia.
Has arguably the greatest pitching season in California League history going 28-4, and striking out 351 batters in 300 innings. His wins and strikeout totals are California League records still today. He leads the league in both those categories plus winning percentage (.875). Along with his 2.85 ERA he easily wins selection to the post-season California League All-Star team. Leads 1952 Fresno Cardinals to the California League championship.
104. **Kenley Jansen** **2009/2010 Inland Empire 66ers**
Wins the Trevor Hoffman National League Reliever of the Year Award for the second consecutive year in 2017. Fashions a perfect 5-0 record, has 41 Saves to go along with a microscopic 1.32 ERA while striking out 109 batters and walking only 7 in 68.2 innings. Sets major league record in 2017 with his 36th strikeout of the season, the most strikeouts in major league history before giving up his first walk. Has 221 Saves over the past six seasons as the Dodgers closer.
Hits .202 as a catcher for Inland Empire in 2009 in 89 at bats. In 2010 as a relief pitcher has a 1.50 ERA in 18 innings pitched while striking out 28 batters.
105. **Davey Johnson** **1962 Stockton Ports**
13 year major league career. Second baseman for the Baltimore Orioles as they win three straight AL pennants from 1969-1971. Hits 43 home runs for Atlanta Braves in 1973. 17 years as a major league manager and leads 1986 New York Mets to World Series triumph. His teams finished first or second in division in 14 of his 17 years.
In 97 games hits .309, raps out 18 doubles, a league leading 12 triples and 10 home runs while driving in 63 RBIs as the shortstop for the 1962 Stockton Ports.

106. **Paul Konerko** **1995 San Bernardino Spirit**
Slugging first baseman helped lead the Chicago White Sox to their first World Championship in 2005, since 1917, a span of 88 years. In 12 post-season games, Konerko slammed 5 home runs and drove in 15 RBIs. In an 18 year major league career he has hit 439 home runs, driven in 1,412 RBIs and has a .279 lifetime batting average. Has spent the last sixteen years with the Chicago White Sox. Six time Major League All-Star. One of the greatest White Sox players of All-Time, Konerko retired after the 2014 season and had a statue dedicated to him and his Number 23 retired in 2015.
Helps lead the San Bernardino Spirit to the 1995 California League Championship as he hits .277 with 19 home runs, 77 runs scored and 77 RBIs in 118 games as a catcher.
107. **Duane Kuiper** **1972 Reno Silver Sox**
12 year major league career with the Cleveland Indians and the San Francisco Giants. Lifetime .271 hitter. Four year starter as the Cleveland Indians second baseman compiling the best fielding percentage in the American League in 1976 and 1979. Popular and respected broadcaster for the San Francisco Giants teaming with Mike Krukow as Kruk & Kuip. 2013 Finalist for the Hall of Fame Ford Frick Award for Broadcasting.
Reno Silver Sox second baseman bats .300, hits 2 home runs, drives in 53 RBIs and scores 89 runs on the last place California league team.
108. **Derrek Lee** **1993-1995 Rancho Cucamonga Quakes**
Had a breakthrough season for the Chicago Cubs in 2005 when he led the National League in batting average (.335), hits with 199 and doubles with 50 while pounding out 46 home runs and driving in 107 RBIs. Has 331 home runs and 1,078 RBIs in his 15 year career. .281 lifetime batting average. Three time Gold Glove winner.
In his first year of professional baseball he played in 20 games for the Quakes and hit .274 with 1 home run and 10 RBIs. In 1994 he played third base and first base for Rancho Cucamonga and was a member of their California League championship team, hitting .267 with 8 home runs, 18 stolen bases and 53 RBIs in a 126 games. In 1995, playing in 128 games for the Quakes, Lee hit .301, slammed 23 home runs to go with 95 RBIs.
109. **Dennis Leonard** **1973 San Jose Bees**
Racks up 144 wins in a 12 year major league career all with the Kansas City Royals. 20 game winner in three different major league seasons (20 in 1977 and 1980 and 21 in 1978). Ties for league lead in wins in 1977. Strikes out 244 batters in 1977. Lifetime 3.70 ERA.
California League post-season All-Star Pitcher for the San Jose Bees as he leads the league in wins with 15, strikes out 212 in 206 innings with a 2.58 ERA.

110. Derek Lowe 1993 Riverside Pilots
17 year major league veteran hurler, who spent his first five years as a reliever (three as a closer) and his next 11 as a starter. In 2000, as the Boston Red Sox' closer he led the AL in saves with 42. Two years later in 2002 he was 21-8 with a 2.58 ERA. Tied for the NL lead in wins with 16 in 2006 with the Los Angeles Dodgers. 176 lifetime victories. One of only three pitchers in baseball history to record 40 saves in a season and 20 wins in a season. Others are Dennis Eckersley and John Smoltz. Helps lead the Boston Red Sox to the World Championship in 2004 as he goes 3-0 in the post-season with a 1.86 ERA. Wins one game each in Divisional Playoffs, the ALCS and the World Series.
As a starter for the Riverside Pilots in 1993, Lowe goes 12-9 (.571) in 27 games and posts a 5.26 ERA.
111. Mark McLemore 1984 Redwood Pioneers
Enjoys a 19 year major league career playing with 7 different teams from 1986 to 2004. Hits .290 for the 1996 Texas Rangers. Scores 943 runs, totals 1,602 hits, and steals 272 bases in his major league career. Plays in five post-seasons, three with the Texas Rangers and two with the Seattle Mariners. Great contributor to Mariners' record 116 wins in the 2001 season as a utility player. Earns the nickname "Super-sub" as he plays 68 games in the outfield, 36 at third base, 35 at shortstop and 9 at second base while scoring 78 runs and hitting .286 in only 409 at bats and stealing, a career high, 39 bases. His defense was so outstanding during his Texas days at second base that he earned the nickname "Doctor of Defense."
Post-season All-Star second baseman leading Pioneers to best record in the league in 1984, scores 102 runs, steals 59 bases, while hitting .295.
112. Bill Mueller 1994 San Jose Giants
Leads the American League in batting in 2003 with a .326 batting average. Helps break the 86 year old "Curse of the Bambino" driving in the tying run in the Red Sox first victory over the Yankees off of Mariano Rivera. Top Red Sox hitter in the World Series with a .429 batting average. Only player in major league history to hit 2 Grand Slam home runs in a game, one right handed and one left handed. On July 29th, 2003 he hits three homers (one solo and two grand slams) to go with 9 RBIs vs. Texas Rangers.
Hits .302 for 1994 San Jose Giants, driving in 72 RBIs.
113. Masanori Murakami 1964 Fresno Giants
First Japanese born player to ever play in the major leagues. Plays two years for the 1964-1965 San Francisco Giants going 5-1 with a 3.43 ERA.
California League post-season All-Star pitcher for going 11-7 with a 1.78 ERA and 159 strikeouts in 106 innings and 49 appearances.

114. **Joe Nathan** **1998 San Jose Giants**
Minnesota Twins closer 2004-2009 and half of 2011. Injured all of 2010 season. Signed with the Texas Rangers in 2012. Has 375 saves from 2004 through 2009 and 2011 thru 2014. Has a career .653 winning percentage (64-34). His 12 wins in 2003 with the San Francisco Giants were the most in the major leagues for the year by a relief pitcher. His 2006 season was near perfect as he had a perfect 7-0 record and converted 36 of 38 save opportunities, while fashioning a 1.58 ERA and striking out 95 batters in 68.1 innings. In his career has converted almost 90% of his save opportunities. 2.89 lifetime ERA to go along with 377 career saves. His 47 saves in 2009 were a personal best as he shared the 2009 AL Rolands Relief Award with Mariano Rivera of the New York Yankees. Six time Major League All-Star. His 377 career Saves places him 8th on the All-Time list of Closers and second among active hurlers. Made only one appearance in 2015, recording a Save before an arm injury ended his season. 2-0 in ten games for the Chicago Cubs and San Francisco Giants in 2016.
Helps pitch San Jose Giants to California League championship going 8-6, with a 3.32 ERA while striking out 117 batters in 122 innings.

115. **Brad Penny** **1998 High Desert Mavericks**
Started and won 2 games in a single World Series as he helps pitch the Florida Marlins to the World Series title in 2003 by beating the New York Yankees twice to go 2-0 with a 2.10 ERA in the fall classic. Tied for the NL lead in victories with 16 while pitching for the Los Angeles Dodgers in 2006 and led the senior circuit in winning percentage in 2007 with a .800 mark (16-4), again with the Dodgers. Two time major league All-Star.
1998 California League Pitcher of the Year and member of the post-season All-Star team for leading the Mavericks to the second best record in the league. Leads the California League in wins (14) and strikeouts (207). Posts a 2.96 ERA and .737 winning percentage (14-5) in 28 games and 164 innings of work.

SEVEN HITS IN A MAJOR LEAGUE GAME
By a California League Player:

Only 5 players in MLB History have collected 7 hits in a game since 1900.

1. Cesar Gutierrez (1966 Fresno Giants) Detroit Tigers
June 21st, 1970 (12 innings) vs. Detroit Tigers 7-3-7-1 (1 2B)
2. Brandon Crawford (2009/2010/2011 San Jose Giants) San Francisco Giants
August 8th, 2016 (14 innings) vs. Miami Marlins 8-1-7-2 (1 2B, 1 3B, 1 HR)

116. **Vada Pinson** **1957 Visalia Redlegs**
18 year major league career. 2,757 career hits to go with 256 home runs, 1,170 RBIs, 1,366 runs scored, 305 stolen bases and a lifetime batting average of .288. Spent 11 years with the Cincinnati Redlegs/Reds and helped them win the 1961 NL pennant.
1957 California League MVP and post-season All Star outfielder. Tied California League record for most hits in a season with 209. Had the most explosive offensive season in California League history. Hit .367 while stealing 53 bases, scoring 165 runs and the rare 20-20-20 in extra base hits with 40 doubles, 20 triples, and 20 home runs. Also drove in 97 RBIs. League leader in 1957 in runs, hits, doubles and triples.
117. **Francisco “K-Rod” Rodriguez** **2000 Lake Elsinore Storm**
2001 Rancho Cucamonga Quakes
Sets the major league single season Saves record with 62 in 2008 pitching for the Los Angeles Angels of Anaheim. Posted four consecutive 40 save seasons for the Angels. Was second in AL in saves in 2007 with 40 to go along with a 2.81 ERA and 90 strikeouts in 67.1 innings. Returning to the Closer Role for the Milwaukee Brewers in 2014 was third in the National League with 44 Saves, three behind the league leader. Records 38 Saves for a Brewers team that wins only 68 games in 2015. Follows it up with 44 Saves for the Detroit Tigers in 2016. In his major league career, the flame thrower has 1,119 strikeouts in only 950.2 innings and a 2.73 ERA. His 437 Lifetime Saves is fourth best in major league history. Six year major league All-Star.
Had spectacular 2002 debut helping the Anaheim Angels win the World Series. Goes 5-1 in the post-season, winning almost half of the Angels 11 post-season victories. Strikes out 28 in 18.2 innings with a 1.93 ERA in 11 post-season appearances.
In 2000 goes 4-4 with the Lake Elsinore Storm with a 2.82 ERA and 79 strikeouts in 64 innings. In 2001, is only 5-7 with a 5.38 ERA for the Rancho Cucamonga Quakes. Does strikeout 147 in 113.2 innings.
118. **Gary Sheffield** **1987 Stockton Ports**
22 year major league career produces a lifetime .292 batting average, with 509 career home runs, 1,676 RBIs, 2,689 hits and 1,636 runs scored. Led National League with a .330 batting average in 1992 while playing for the San Diego Padres.
Leads California League in RBIs with 103, hits 17 home runs, steals 25 bases while hitting .277. California League post-season All Star shortstop for the 1987 Stockton Ports.

119. **Larry Sherry** **1954 Bakersfield Indians**
11 year major league career. Most noted for his performance in the 1959 World Series as he saves 2 games and wins the other 2 for the Los Angeles Dodgers as they defeat the Chicago White Sox 4 games to 2. Has a World Series ERA of 0.71 in 12.2 innings. World Series MVP.
Goes 6-5 in 21 games for the 1954 Bakersfield Indians with an ERA of 5.15.
120. **Ted Simmons** **1968 Modesto Reds**
21 year major league career, mainly with the St. Louis Cardinals and the Milwaukee Brewers. Second most lifetime hits by a catcher, 2,472. Eight All-Star game selections. Lifetime .285 batting average, 248 home runs and 1,389 RBIs.
1968 California League MVP and post-season All Star catcher. Leads the league in both batting average, .331, and RBIs with 117 and hits 28 HR's.
121. **Trevor Story** **2013/2014 Modesto Nuts**
His spectacular 2016 rookie season is cut short due to injury, but what a year! Playing in less than 60% of the season, only 97 games, Story led all major league rookies in home runs with 27, RBIs with 72, Slugging Average with a .567 mark and in OPS with .909. In addition he slammed 21 doubles and hit .272. Followed up his sensational rookie season with 24 home runs and a career best 82 RBIs in 2017.
Story was "The Story" of the first week of the 2016 major league season as he became the first player to ever hit two home runs in his first major league game on opening day, both off former Cy Young Award winner Zach Greinke. Continuing his power surge, Story became the first player in major league baseball history to hit home runs in his first four major league games. For his first week in the big leagues he blasted 6 home runs and drove in 11 RBIs.
Playing the whole season in Modesto in 2013, Story struggles with a .233 batting average and 12 home runs. A year later he hits .332 with 5 home runs in only 50 games before a mid-season promotion to Double AA Tulsa.
122. **Dick Tidrow** **1967-1971 Reno Silver Sox**
13 year major league career with a 100 lifetime wins. Leads NL in appearances with 84 in 1980 pitching for the Chicago Cubs. Member of 1977 and 1978 New York Yankees World Championship teams. Currently Vice President of Player Personnel for the San Francisco Giants.
1969 California League Post-Season All Star hurler for going 15-6 with a 2.65 ERA and 189 strikeouts in 187 innings for the 1969 Reno Silver Sox. 0-1 in 7 games in 1967. 1-0 in 6 games in 1968. 2-2 in 6 games in 1970. 4-0 in 7 games in 1971.

123. **Bob Veale** **1958 Las Vegas Wranglers**
Enjoys a 13 year major league career, eleven years with the Pittsburgh Pirates. Wins 120 games and leads the National League in Strikeouts with 250 in 1964 while going 18-12 (.600). Workhorse for the Pirates as he wins 16 plus games for four straight years from 1964-1967. Makes his professional debut with the Las Vegas Wranglers Going 2-6 with a 5.43 ERA and 74 strikeouts in 63 innings pitched.
124. **Omar Vizquel** **1987 Salinas Spurs**
24 year major league career. His 2,709 games as a shortstop set all-time major league record in 2008 breaking the record of fellow countryman and Hall of Famer, Luis Aparicio (2,583 games). Had 2,877 career hits, 1,445 runs scored, 951 RBIs, 404 stolen bases and a lifetime batting average of .272. One of the greatest defensive shortstops in the history of baseball, his artistry a field has resulted in a .985 lifetime fielding average, the highest of any shortstop in 1,000 games or more. His 11 Gold Gloves are second only to Ozzie "The Wizard" Smith. Major league career consists of 5 years with the Seattle Mariners, 11 with the Cleveland Indians, 4 with the San Francisco Giants, two with the Chicago White Sox and one each with the Texas Rangers and Toronto Blue Jays. Helped lead the Indians to the 1995 and 1997 AL Pennants. Played in three All-Star games (1995-1998-2002). Hits .263, with 25 stolen bases as a second baseman and shortstop for the Salinas Spurs in 114 games. Leads team with 61 runs, 8 triples, 57 walks.
125. **David Wells** **1986 Ventura County Gulls**
21 year major league career, best years with the Toronto Blue Jays and the New York Yankees. Won 239 games in his career, but most noted for his win for the New York Yankees, May 17, 1998 against the Minnesota Twins, a 4-0 Perfect Game. 2,201 career strikeouts. In 5 games goes 2-1 with a 1.89 ERA and 26 strikeouts in 19 innings for the 1986 Ventura County Gulls.
126. **John Wetteland** **1986 Bakersfield Dodgers**
12 year major league career as a relief specialist. In 14th place on the career save list with 330. Leads AL in saves with 43 in 1996 and helps the New York Yankees win the World Championship. 1996 World Series MVP. Can't win a game in the California League going 0-7 with a 5.78 ERA and more walks (46) than strikeouts (38) in 67 innings and 15 games with the 1986 Bakersfield Dodgers.
127. **Mike Witt** **1979/1980 Salinas Angels**
12 year major league career with 117 wins, but the one that made him famous was on September 30, 1984---the last day of the season. Witt pitched a Perfect Game beating the Texas Rangers 1-0. In 1979 Witt struggled going 8-10 with a 5.11 ERA for the 1979 Salinas Angels. In 1980 he turned it around going 7-3 with a 2.10 ERA.

TWO SPORTS STARS:

128. Chuck Essegian

1954 Channel Cities Oilers

1955 Visalia Cubs

Brief six year major league career highlighted by his second half of the 1959 season stint with the Los Angeles Dodgers. He sets a major league record by becoming the first player to ever hit two pinch hit home runs in a single World Series as he helps the Dodgers defeat the White Sox in 1959. Also, the first Rose Bowl football star to play in the California League as the bruising fullback leads the Stanford Indians to the 1952 Rose Bowl in Pasadena against the fighting Illini of Illinois.

Bats .319, scores 119 runs, slams 31 home runs, drives in 118 RBIs while stealing 17 bases for the Channel Cities Oilers in 1954. For the Visalia Cubs in 1955 he hits .305 with 23 home runs and 71 RBIs in only 90 games.

129. Dick Lawless

1956 Salinas Packers

Sixteen months before he made his debut with the Salinas Packers, Lawless stood on the podium at the Municipal Auditorium in Kansas City, Missouri. Along with his USF Dons teammates, he received the 1955 NCAA basketball championship trophy. Two of his teammates, Bill Russell and K.C. Jones would become the backbone of the greatest dynasty in NBA history, the Boston Celtics. Lawless, earlier in the night, had contributed 2 points in the Dons' 77-63 thrashing of the defending NCAA champion La Salle Explorers and their All-American, Tom Gola. Lawless entered the California League already owning a most prestigious championship ring!

The 22 year old right hander posts a 5-6 record with a 4.63 ERA in 101 innings for the seventh place Packers in his only season of professional baseball.

130. Cotton Nash

1964 San Jose Bees

One of the true sports stars who was able to reach the highest level in two major sports. Nash played parts of three major league seasons with the Chicago White Sox and the Minnesota Twins. In pro basketball he spent parts of two seasons with the NBA San Francisco Warriors and the ABA Kentucky Colonels. Before joining the Bees, Nash became a legendary basketball player for the University of Kentucky. Playing for Coach Adolph Rupp, a legend himself, Nash was a three time All-American, joining Alex Groza, Ralph Beard, Wally "Wah-Wah" Jones, Frank Ramsey and Kyle Macy as the only Wildcats to make All-American three straight years. Nash was one of only three Kentucky hoopsters to lead the team in scoring for three consecutive years, Jack Givens and Tony Delk being the others. He averaged over 22 points per game for his career and led the Wildcats into the NCAA tournament two of the three years he played.

Nash compiles a .292 batting average, slams 11 home runs, drives in 51 RBIs and scores 44 runs in only 84 games for the Bees.

Heroes:

131. Bert Shepard 1941 Anaheim Aces/1955 Modesto Reds

On August 4, 1945, Bert Shepard took the mound for the old Washington Senators in the second game of a doubleheader versus the Boston Red Sox at Griffith Stadium in the nation's capital. It was the only major league game he would ever pitch in. In 5.1 innings he held the powerful Red Sox to one earned run, three hits, and one walk, while striking out two. What made Shepard's outing so inspirational was that he became the only amputee to ever appear in a major league baseball game! Shepard was a pilot in World War II and was shot down by the Germans during a bombing run near Berlin. To save his life his right leg had to be amputated 11 inches below his knee. He was fitted with a wooden leg in a German prison camp and immediately began playing catch with a cricket ball. Due to a prisoner swap he returned to Washington D.C. and was fitted with an artificial leg at Walter Reed Hospital. His goal was to return to playing baseball and the owner of the Washington Senators, Clark Griffith gave him the opportunity. The rest was a dream come true for a true American hero.

In 3 games, Shepard pitches 11 innings and goes 0-1 for the Aces in 1941. In 3 games for the Modesto Reds, he closes out his professional career by compiling a 1-1 record.

Managers:

132. Bruce Bochy 1990 Riverside Red Wave
1991 High Desert Mavericks

Guides the San Francisco Giants to World Series titles in 2010, 2012 and 2014, three of the past seven years. One of only 10 managers in baseball history with three World Series titles. Giants manager since 2007. Managed the San Diego Padres from 1995 thru 2006. Guided San Diego to the 1998 National League pennant, losing to the New York Yankees in the World Series. His 950 victories as the Padres manager are the most in franchise history. Nine year major league career as a catcher.

Guides the 1991 High Desert Mavericks to the California League Championship with the third best record in the league. The Riverside Red Wave finish in 7th place in 1990 with a 64-78 record.

133. Tom Kelly 1979/1980 Visalia Oaks

16 year managerial career, all with the Minnesota Twins. Leads the Twins to two World Championships in 1987 and 1991. His 1,140 major league wins are the most wins in Minnesota Twins franchise history.

California League Manager of the Year in both 1979 and 1980. Guides the Visalia Oaks into the playoffs both years, winning the first half Southern Division title in 1979 and the second half Southern Division title in 1980 where Visalia loses in the California League championship finals.

134. Joe Maddon

1977/1978 Salinas Angels

1979 Santa Clara Padres

Leads the Chicago Cubs to the 2016 World Series Championship, ending 108 years of frustration. Cubs lead the major leagues with 103 wins. 2008 American League Manager of the Year for leading the Tampa Bay Rays to their first ever winning season. Maddon's Rays win the American League East title with a 97-65 (.599) record. In the post season, the Rays beat the White Sox in four games and win the ALCS by defeating Boston 4 games to 3 to capture the 2008 American League pennant. They lose to the Philadelphia Phillies in the World Series in five games. Guides Tampa Bay to the 2010 American League Eastern Division Title with the best record in the junior circuit at 96-66 (.593). Rays averaged almost 90 wins a year for the past seven seasons under Maddon (2008-2014) making the playoffs four of the years. In his first season managing the Chicago Cubs in 2015 earns the second Wild Card spot, the first post-season appearance for the Cubbies since 2008. Cubs 97 wins are the third best in all of major league baseball. Maddon's teams have won 90 or more games seven of the past nine years and in that time span he has had only one losing season.

Maddon hits .250 with 3 home runs and 24 RBIs in 58 games for Salinas in 1977. Hits .261 in 48 games for Salinas in 1978 and in only 20 games hits .250 for the Santa Clara Padres in 1979.

Umpires:

135. Ed Montague

1972 California League Umpire

33 year career as major league umpire. National League umpire from 1974 to 1999 and from 2000 to 2009 worked both the American and the National League. Only the 4th umpire in major league history to serve as crew chief for 4 World Series and home plate umpire for 3 All-Star games. In 2004 he became the first umpire in major league history to work home plate the entire All-Star game and serve as crew chief in the World Series during the same season. Most senior active Umpire in the major leagues at the time of his retirement in 2009.

His father, Ed Montague, Sr. played for the Cleveland Indians from 1928 to 1933 and later served as a scout for the New York/San Francisco Giants and is credited with having signed Willie Mays.

136. Paul Runge

1965-1966 California League Umpire

National League umpire for 25 years from 1973 to 1997. Worked numerous World Series, All-Star Games and playoffs. His father, Ed Runge and his son, Brian Runge were also big league umpires. Famous for a controversial "interference call" on Brett Butler that saved Orel Hershisier's 1988 scoreless inning streak, nullifying a run by Jose Uribe.

The Entertainment Industry:

137. **Mark Harmon** **San Bernardino Spirit**
 Star of the top-rated CBS hit program "NCIS." The noted TV actor provided the majority of the financing to bring San Bernardino back to the California League in 1987 after a 46 year absence.
138. **Robert "Buzz" Knudson** **1946 Fresno Cardinals**
 Won three academy awards for sound production and nominated for seven more. Oscar winner for "E. T." and "Who Killed Roger Rabbit?"
 The left handed hurler goes 2-5 (.286) in 15 games with the next to last place Fresno Cardinals with a 7.39 ERA. In the era before the DH he hits .318 as a batter.
139. **Ron Shelton** **1967-1969 Stockton Ports**
 Wrote and directed the classic sports movies "Bull Durham" and "White Men Can't Jump."
 In 48 games in 1967 he hits .213. In 97 games in 1968, Shelton hits .240 with 20 stolen bases and leads the second basemen in fielding with a .974 fielding average. Has a stellar 1969 season, hitting .277, scoring 87 runs and stealing 32 bases while playing in all 140 games for the California League champion Stockton Ports.

California League Executives and Officials:

140. **Bobby Brett** **Riverside Red Wave**
High Desert Mavericks
Rancho Cucamonga Quakes
 Principal Owner of the Riverside Red Wave from 1988 through 1990. Principal Owner of the High Desert Mavericks from 1991 through 2010. Currently Principal Owner of the Rancho Cucamonga Quakes. Built the first new stadium in the south for the California League in 1991 when he moved the Riverside Red Wave to Adelanto, California and High Desert became the first California League franchise to draw over 200,000 fans in a season in 1991. Under Brett's stewardship, all three of his California League teams have won Cal League titles, the Riverside Red Wave in 1988, the High Desert Mavericks in 1991, 1993 and 1997 and the Rancho Cucamonga Quakes in 2015.

MLB Players Hitting Home Runs in 40 or More Major League Ballparks

7 Major League Players have done it, 4 former Cal League players

2.	Ken Griffey, Jr. (1988 San Bernardino Spirit)	44 Ballparks
5T	Mike Piazza (1991 Bakersfield Dodgers)	40 Ballparks
5T	Gary Sheffield (1986 Stockton Ports)	40 Ballparks
5T	Adrian Beltre (1996 San Bernardino Stampede)	40 Ballparks

141. Dave Elmore

**San Bernardino Spirit/Stampede
Inland Empire 66ers**

Along with Donna Tuttle, one of the two principal owners of the Inland Empire 66ers. Resurrected the franchise in San Bernardino. Purchased the Salinas Spurs and moved them to San Bernardino when the original Spirit moved to Rancho Cucamonga in 1993. Through his leadership the team was able to build a new downtown stadium in San Bernardino. Today the Inland Empire 66ers market themselves as a regional team and consistently draw over 200,000 fans a year. They have won six League Championships since Elmore moved the team to San Bernardino, including consecutive league titles in 1999 and 2000.

142. Bob Freitas

San Jose Bees

Former Business Manager of the San Jose Bees. Longtime minor league operator, promoter and ambassador. Today, Baseball America's prestigious annual awards are named after Freitas. They are presented to franchises that show sustained excellence in the business of minor league baseball.

143. Joe Gagliardi

California League President

The man did it all. Team owner and the longest reigning California League President from 1981 through 2009. Due to his inspirational leadership the California League became the premiere Class "A" league. Opened up the lucrative southern California market with the placement of teams in Palm Springs in 1986 and San Bernardino in 1987. By 1996 all the southern California teams played in new stadiums. Rancho Cucamonga set an all-time record with 446,146 fans in 1995. The league topped the 2 million mark with 2,061,889 in 1997, an average of 2,988 per game.

144. Mike Gorrasi

Modesto A's/Nuts

The 2018 California League season will be his 18th year with the Modesto franchise. Currently holds the title of Executive Vice-President.

In 2005, Gorrasi oversaw the end of the affiliation with the Oakland A's after thirty years and successfully signed a new affiliation with the Colorado Rockies. In addition, the team adopted the new name of the "Nuts" and it quickly became one of the most popular names in Minor League baseball. The Nuts have been a fabulous success at the turnstiles as they set franchise attendance records five consecutive years, reaching 180,785 in 2011. 2011 was also another milestone for the franchise as they successfully hosted the California League-Carolina League All-Star game. The Modesto franchise has won two California League titles (2004 Modesto A's and 2017 Modesto Nuts) during Gorrasi's tenure.

145. Gary Jacobs

Lake Elsinore Storm

The owner of the Lake Elsinore Storm since the 2001 season, he has overseen a team that is a winner on the field, at the box office and in the community. The Storm has finished first or second in attendance in the California League every year since 1995. The Storm were California League Co-Champions in 2001 and won the title outright in 2011. At The Diamond, they also led the California League in attendance in 2016 for the seventh consecutive year. The "Eyes of The Storm" logo has won nationwide acclaim for its creativity and is the number one selling logo in all of minor league baseball. In 2007, Lake Elsinore was praised by Baseball America for their environmental Going Green promotion night and for installing water efficient heads on all sprinklers and waterless urinals throughout the ballpark that save at least one million gallons of water a year.

146. Pendergraft (Reynolds), Jennifer Visalia Oaks/Rawhide

The Rawhide have set franchise attendance records the last four consecutive seasons under the leadership of Pendergraft. Joined the organization in 2007 as an Executive Assistant to President Tom Seidler. Responsibilities included helping with the stadium renovations and the the brand name change from the Oaks to the Rawhide. Promoted to the title of Assistant General Manager in 2009 and General Manager in 2013.

2017 saw Visalia host the California League All-Star Game for the first time in 28 years. The All-Star Game festivities were a huge success under the guidance of Pendergraft. Monday's All-Star festival drew upon the area's agricultural roots and included a cow milking contest, a calf roping contest and a chicken chase. Tuesday's All-Star night was highlighted by the induction of the California League's second Hall of Fame Class, personally attended by Dave Duncan, Tony LaRussa and Tulare County's own Hall of Fame Umpire Doug Harvey.

Pendergraft has twice been honored by the California League as the Female Executive of the Year in 2013 and 2016.

Teddy Roosevelt would have loved Pendergraft for she speaks softly and carries a big stick as evidenced while playing for the Lee University Lady Flames in Cleveland, Tennessee she had her greatest sports highlight, "Hitting 3 bombs in a doubleheader against the University of Tennessee-Chattanooga Lady Moccasins when my family came to see me."

The Rawhide have been to the California League Championship Series twice in the five years that Pendergraft has been General Manager.

MLB Record: League Leader in Home Runs, Three Different Teams.

- | | |
|-------------------|--|
| 1. Reggie Jackson | (1966 Modesto Reds) |
| Oakland A's | (1973, 32 Home Runs and *1975, 36 Home Runs) |
| New York Yankees | (*1980, 41 Home Runs) |
| California Angels | (*1982, 39 Home Runs) |
| | *Tied for Home Run Lead |

147. Tom Seidler Stockton Ports/Mudville Nine---Visalia Oaks/Rawhide

Current President of the Visalia Rawhide, since the conclusion of the 2001 California League season when he swapped his Mudville Nine/Stockton Ports franchise for the Visalia Oaks franchise. Has been a miracle worker in the small central Valley town ever since. His tenure has brought stability, renewed community interest in the team and more importantly, a new spirit of cooperation with the city of Visalia that led to the first major renovation of Recreation Park since the 1960's. The newly renovated ballpark, along with the new team name (from the Oaks to the Rawhide) helped lead to new attendance records. The Rawhide were voted the California League Organization of the Year in 2012.

Was the California League Executive of the Year in 1999 as President of the Stockton Ports. Showed great creativity and gained national notoriety when he renamed the Stockton Ports the Mudville Nine in honor of the famous poem, Casey At the Bat.

148. Harry Stavrenos San Jose Bees/San Jose Giants

The man who saved minor league baseball in San Jose. Stavrenos was stuck with a San Jose Bees team without a major league affiliate in 1985. Finishing 8.5 games out of 8th place in a nine team league, attendance dwindled to 53,423 or less than 800 per game. In 1986 Stavrenos came up with the brilliant idea of the "Bad News Bees," a collection of ex-major leaguers, many who had washed out of the big leagues due to drug and/or alcohol problems. The fans came out to see the "Bad News Bees" and San Jose had the second best attendance in the league in 1986 at 87,235, more than a 60% increase over the previous year. In September of 2016, Tom Verducci wrote a feature article in Sports Illustrated on the thirty year anniversary of the 1986 Bees with a description of: "Weirdest. Team. Ever: Drug Users, has-beens and neverweres on 1986 San Jose Bees."

Stavrenos was President of the team when the Bees became the San Jose Giants in 1988, becoming affiliated with San Francisco. Under his leadership attendance increased to over 150,000 a season and the team won the 1998 California League title and shared it with Lake Elsinore in 2001.

MLB BASEBALL RARITIES: TWO GRAND SLAM HOME RUNS IN A GAME

Jim Gentile

1952 Santa Barbara Dodgers

May 9th, 1961	Baltimore Orioles vs. Minnesota Twins
1st Inning	Grand Slam Home Run off of Pedro Ramos
2nd Inning	Grand Slam Home Run off of Paul Giel

Bill Mueller*

1994 San Jose Giants

July 29, 2003	Boston Red Sox vs. Texas Rangers
7th Inning	Grand Slam Home Run off of Aaron Fultz
8th Inning	Grand Slam Home Run off of Jay Powell

***Only player in Major League Baseball History to hit one Grand Slam Home Run left handed, and one Grand Slam Home Run right handed in the same game.**

149. **Tom Volpe** **Visalia Oaks/Stockton Ports**
Chairman and Chief Executive Officer of the Stockton Ports. Originally entered the California League as one of the principal owners of the Visalia Oaks in 2001. A year later he swapped the Oaks franchise for the Mudville Nine team and restored the Stockton Ports name. Under Volpe's brilliant leadership the Ports unveiled the first new stadium in the Northern Division of the California League in over 50 years as Banner Island Ball Park made its debut in 2005. In addition the team became affiliated with the Oakland A's. The Ports have won two California League Championships under Volpe and finished second two other years.

150. **Mark Wilson** **San Jose Bees/San Jose Giants**
Currently the Chief Operating Officer and the General Manager of the San Jose Giants. Began back in June of 1984 as an intern for the San Jose Bees. Slowly climbed the baseball ladder serving as an Administrative Assistant, Director of Promotions and Assistant General Manager. Promoted to General Manager in 1990 and added the title of Vice President in 2006. Wilson is responsible for the California League's tie breaker procedures. Wilson begins his 29th year as a General Manager in the California League in 2018, the longest tenure in the league. The San Jose Giants have captured five California League Championships and shared a sixth with Lake Elsinore in 2001 with Mark Wilson as General Manager.

CALIFORNIA LEAGUE PLAYERS IN THE MLB 500 HOME RUN CLUB:

- | | | |
|-----------------------------------|--|----------------------|
| 1. <u>Ken Griffey, Jr.</u> | <u>1988 San Bernardino Spirit</u> | 630 Home Runs |
| Seattle Mariners (417) | Cincinnati Reds (210) | |
| Chicago White Sox (3) | | |
| 2. <u>Mark McGwire</u> | <u>1984/1985 Modesto A's</u> | 583 Home Runs |
| Oakland A's (363) | St. Louis Cardinals (220) | |
| 3. <u>Reggie Jackson</u> | <u>1966 Modesto Reds</u> | 563 Home Runs |
| Oakland A's (269) | New York Yankees (144) | |
| California Angels (123) | Baltimore Orioles (27) | |
| 4. <u>Gary Sheffield</u> | <u>1987 Stockton Ports</u> | 509 Home Runs |
| Florida Marlins (122) | Los Angeles Dodgers (129) | |
| New York Yankees (76) | Atlanta Braves (64) | |
| Detroit Tigers (44) | San Diego Padres (43) | |
| Milwaukee Brewers (21) | New York Mets (10) | |

Major League Baseball World Champion California League Players

In April of 1996, the Chicago Bulls had completed their historic NBA regular season with a record of 72-10. Bulls guard, Ron Harper commented, "72-10 don't mean a thing without the Ring!" The Bulls completed the greatest NBA season ever by defeating the Seattle SuperSonics to win the NBA Championship.

In all four major sports, the ultimate goal is the World Championship. In hockey it is the Stanley Cup. The winner of the Super Bowl claims the Vince Lombardi Trophy. In the NBA, it's the Larry O'Brien Trophy. And in major league baseball, the oldest American team sport, it is winning the World Series Trophy.

The California League has helped develop players over the past seventy-six years that have been major contributors to World Series Championships. For many their journeys began on the ball fields of the California League, for others it was a temporary stopping off point on their way to the major leagues.

The inaugural year of the California League, 1941, saw four of the President's Cup winning Santa Barbara Saints, Bruce Edwards, Hal Gregg, Spider Jorgensen and Vic Lombardi, help the Brooklyn Dodgers capture the 1947 National League pennant. All four players started games in the 1947 World Series.

Tom Morgan, 1949 Ventura Yankees, became the first former California League player to win a World Series Championship in 1951 as the New York Yankees defeated the New York Giants 4 games to 2. Morgan made a relief appearance in Game # 1, throwing two shutout innings (the 8th and 9th innings), striking out 3, walking 1 and yielding 2 hits in a 5-1 Yankees loss. Morgan would win his second World Series Ring with the Yankees in 1956 as they defeated the Brooklyn Dodgers.

While Morgan won the first Ring and the four Santa Barbara Saints were the first four to play in a World Series, a total of 215 former California League players have won a total of 291 World Series Rings! Consider the following impressive facts:

- 1- Every World Series since 1965, 53 consecutive years, has seen a former California League player win a World Series Championship while playing in the World Series.**
- 2- Every World Series since 1959, 59 consecutive years, has seen a former California League player play in the World Series.**
- 3- Every World Series Champion since 1951, 67 consecutive years, has had a former California League player on their roster and play in a regular season game.**

4- Every World Series since 1947, 71 consecutive years, has seen a former California League player on the World Champion's regular season roster playing in a regular season game or play in the World Series.

5- Of the past 71 World Series, a former California League player has played in 67 of them, all but four, the 1948, 1955, 1957 and 1958 World Series.

Five players have played on four World Series Championship teams. They are:

Paul Blair	1962 Santa Barbara Rancheros	1966 Baltimore Orioles
	1963 Stockton Ports	1970 Baltimore Orioles
		1977 New York Yankees
		1978 New York Yankees
Reggie Jackson	1966 Modesto Reds	1973 Oakland A's
		1974 Oakland A's
		1977 New York Yankees
		1978 New York Yankees
Chuck Knobloch	1989 Visalia Oaks	1991 Minnesota Twins
		1998 New York Yankees
		1999 New York Yankees
		2000 New York Yankees
Jeff Nelson	1986 Bakersfield Dodgers	1996 New York Yankees
	1987 Salinas Spurs	1998 New York Yankees
	1988 San Bernardino Spirit	1999 New York Yankees
		2000 New York Yankees
Javier Lopez	2000 High Desert Mavericks	2007 Boston Red Sox
	2001 Lancaster JetHawks	2010 San Francisco Giants
		2012 San Francisco Giants
		2014 San Francisco Giants

Reggie Jackson actually won 5 World Series Rings, but did not play in the 1972 World Series as he had been injured in the final ALCS game with the Detroit Tigers.

Nelson is the amazing story as it is a miracle he ever got out of the California League, much less making it to the major leagues. With Bakersfield in 1986, he was 0-7 with a 6.69 ERA. The next year in Salinas he was 3-7 with a 5.74 ERA and finally in San Bernardino in 1988 he was 8-9 with a 5.54 ERA. Nelson pitched in 13 World Series games for the Yankees from 1996 to 2000, 12 of them holding the opposition scoreless.

Team wise, 72% of the 2014 World Champion San Francisco Giants World Series roster, 18 of 25, consisted of former California League players. 14 of the 18 were from the San Jose Giants teams from 1998 to 2013. The 2017 Houston Astros had 13 former California League players on their World Series roster, eleven from the Lancaster JetHawks. The 1991 World Champion Minnesota Twins and the 2002 World Champion Anaheim Angels each had 12 former California League players on their World Series rosters.

Six of the former California League players have helped to re-write the World Series Record Book. In last year's World Series, George Springer of the Houston Astros, the World Series MVP, set three World Series records: Most Total Bases with 29, Most Extra Base Hits with 8 and became the first player ever to hit a Home Run in Four Consecutive Games (in one world series). In addition he tied the World Series Record for Most Home Runs (5) in a World Series, originally set by Reggie Jackson (1966 Modesto Reds) in 1977 and later tied by Chase Utley in 2009.

Reggie Jackson (1966 Modesto Reds) became the first player to hit three consecutive home runs in a World Series game, driving in 9 runs in the 1977 World Series for the Champion New York Yankees and cementing his reputation as "Mr. October." Jackson was the 1977 World Series MVP.

Madison Bumgarner, over three World Series years with the San Francisco Giants, has earned the moniker as the "Greatest Pitcher in World Series History." His 0.25 ERA in 36 innings is the lowest in World Series history (minimum 25 innings). His World Series record is 4-0 with one Save. And that Save, 5 innings in Game # 7 of the 2014 World Series, is the longest in World Series history. Bumgarner was the 2014 World Series MVP.

Larry Sherry (1954 Bakersfield Dodgers) had one of the greatest World Series pitching performances in history with the 1959 Los Angeles Dodgers, responsible for all four Dodgers wins, winning 2 games in relief and saving the other 2 games. For the Series, Sherry pitched in 4 games, 12.2 innings with a 0.71 ERA. He saved Game #'s 2 and 3 and was the winning hurler in Game #'s 4 and 6. Sherry was the 1959 World Series MVP.

Billy Hatcher (1982 Salinas Spurs) compiled the highest Batting Average in a single World Series in the 113 year history of the World Series. Playing for the 1990 World Champion Cincinnati Reds, in their four game upset sweep of the defending World Champion Oakland A's, Hatcher hit an amazing .750 with 9 hits in 12 At Bats. He had 4 singles, 4 doubles and 1 triple, driving in 2 runs and scoring 6 times in the first three games of the Series. He was hit by a pitch in Game # 4 as a PH.

Darold Knowles (1962 Stockton Ports), in the 1973 World Series, while pitching for the World Champion Oakland A's, became the first pitcher in World Series history to pitch in all 7 games of the Series. Knowles pitched a total of 6.2 shutout innings, earning Saves in Games # 1 and # 7.

Listed below are the number of players from each California League franchise that have played on a winning World Series team and the number of World Series titles they have won:

<u>California League Franchise:</u>	<u>Players:</u>	<u>Total Titles:</u>
1. San Jose Giants/Missions/Bees/Red Sox	33	51
2. Modesto Nuts/A's/Reds/Colt 45's	32	43
3. Visalia Rawhide/Oaks/Cubs/Central Valley Rockies	26	34
4. Bakersfield Blaze/Dodgers/Outlaws/Bears/Indians	22	30
5. Stockton Ports/Mariners	18	23
6. Lancaster JetHawks	17	21
7. Reno Padres/Silver Sox	11	17
8. Lake Elsinore Storm	10	13
9. Fresno Giants/Cardinals	9	12
10. Lodi Dodgers	9	10
11. Santa Barbara Rancheros/Dodgers/Saints	8	13
12. Rancho Cucamonga Quakes	6	6
13. Palm Springs Angels	5	5
14. Inland Empire 66ers/San Bernardino Stampede/Spirit	4	8
15. High Desert Mavericks	4	7
16. Salinas Spurs/Angels/Mets	4	7
17. Ventura County Gulls	2	4
18. Ventura Yankees	2	3
19. Riverside Pilots	2	2
20. Redwood Pioneers	1	3
21. Channel Cities Oilers	1	1
22. Las Vegas Wranglers	1	1
23. San Bernardino Stars	1	1

2017 World Series: Houston Astros defeat Los Angeles Dodgers 4 games to 3.

1. Jose Altuve	2010/2011 Lancaster JetHawks	Starts 7 games/2 Home Runs, 6 RBIs
2. Alex Bregman	2015 Lancaster JetHawks	Starts 7 games/2 Home Runs, 5 RBIs
3. Carlos Correa	2014 Lancaster JetHawks	Starts 7 games/2 Home Runs, 5 RBIs
4. Chris Devenski	2013/2014 Lancaster JetHawks	Winning Pitcher Game # 2 in relief
5. Derek Fisher	2015 Lancaster JetHawks	Scores winning run in Game # 5
6. Yuli Gurriel	2016 Lancaster JetHawks	Starts 7 games/2 Home Runs, 4 RBIs
7. Will Harris	2008/2011 Modesto Nuts	0.00 ERA in 3 relief appearances
8. Dallas Keuchel	2010 Lancaster JetHawks	Starting Pitcher Games # 1 and # 5
9. Francisco Liriano	2003 San Jose Giants	0.00 ERA in 2 relief appearances
10. Lance McCullers	2014 Lancaster JetHawks	Starting and Winning Pitcher Game # 3
11. Joe Musgrove	2015 Lancaster JetHawks	Winning Pitcher Game # 5 in relief
12. Josh Reddick	2008 Lancaster JetHawks	Starts 7 games in Right Field
13. George Springer	2012 Lancaster JetHawks	5 HR's, 7 RBIs, 8 Runs Scored, .379 avg.

Notes: 1- George Springer World Series MVP, .379 average, 5 HR's, 7 RBIs, 8 Runs Scored.
 2- Springer sets World Series Record with 29 Total Bases (5 HR's, 3 2B's, 3 1B's).
 3- Springer sets World Series Record with 8 Extra Base Hits (5 HR's, 3 2B's).
 4- Springer sets World Series Record, HR in 4 Consecutive Games (One World Series).
 5- Springer ties World Series Record with 5 HR's in Single World Series
 (Reggie Jackson in 1977 and Chase Utley in 2009).

2016 World Series: Chicago Cubs defeat Cleveland Indians 4 games to 3.

1. Dexter Fowler	2007 Modesto Nuts	Starts 7 games/2 Home Runs
2. John Lackey	2000 Lake Elsinore Storm	Starting Pitcher Game # 4
3. Miguel Montero	2005 Lancaster JetHawks	Plays in 4 games
4. David Ross	2000 San Bernardino Stampede	Starts 2 games/HR/2 RBI's/.400 Avg.
5. Addison Russell	2013 Stockton Ports	Starts 7 games/9 RBIs
6. Pedro Strop	2007 Modesto Nuts	0.00 ERA in 3 Relief Appearances

Notes: 1- Addison Russell's 9 RBIs leads all players in 2016 World Series.

2- Russell's 6 RBIs in Game # 6 ties World Series Record for a game held by Albert Pujols, Hideki Matsui and Bobby Richardson.

3- Russell's Game # 6 3rd Inning Grand Slam only the fourth by a National League player in World Series history (Lonnie Smith, Kenny Boyer and Chuck Hiller).

2015 World Series: Kansas City Royals defeat New York Mets 4 games to 1.

1. Franklin Morales	2006 Modesto Nuts	1 Relief Appearance
2. Kendrys Morales	2005 Rancho Cucamonga Quakes	Plays in 5 games, Starting DH 2 games
3. Edinson Volquez	2004 Stockton Ports/ 2005 Bakersfield Blaze	Starting Pitcher Games # 1, # 5/3.00 ERA

2014 World Series: San Francisco Giants defeat Kansas City Royals 4 games to 3.

1. Brandon Belt	2010 San Jose Giants	Starts 7 games/2 Home Runs/.308 Avg.
2. Madison Bumgarner	2009 San Jose Giants	0.43 ERA in 3 games. 2-0 record/1 Save
3. Brandon Crawford	2009/2010/2011 San Jose Giants	Starts 7 games/4 RBIs/.304 Average
4. Matt Duffy	2013 San Jose Giants	Appears in 2 games
5. Tim Hudson	1998 Modest A's	Starting Pitcher Games # 3, # 7
6. Travis Ishikawa	2004/2005/2007 San Jose Giants	Starting LF 5 games
7. Tim Lincecum	2006 San Jose Giants	0.00 ERA in 1 game
8. Javier Lopez	2000 High Desert Mavericks/ 2001 Lancaster JetHawks	0.00 ERA in 3 games
9. Jean Machi	2005 Visalia Oaks	Appears in relief in 3 games
10. Joe Panik	2012 San Jose Giants	Starts 7 games at 2B
11. Jake Peavey	2001 Lake Elsinore Storm	Starting Pitcher Games # 2, # 6
12. Juan Perez	2010 San Jose Giants	Appears in 6 games, starts 2 in LF
13. Buster Posey	2008/2009 San Jose Giants	Starts 7 games at Catcher
14. Sergio Romo	2007 San Jose Giants	0.00 ERA in 2 games
15. Pablo Sandoval	2007/2008 San Jose Giants	Starts 7 games, 4 RBIs, .429 Average
16. Hunter Strickland	2013/2014 San Jose Giants	Appears in relief in 4 games
17. Andrew Susac	2012 San Jose Giants	Appears in 2 games
18. Ryan Vogelsong	1998/1999 San Jose Giants	Starting Pitcher Game # 4

Notes: 1- Madison Bumgarner World Series MVP with 2 Wins and a 5 inning Save.

2- Bumgarner's 5 inning Save, longest in World Series History.

3- Bumgarner's line: 3 Games, 1 CG, 21 IPS, 1 ER, 9 Hits, 17 Strikeouts, 1 Walk, 0.43 ERA!

2013 World Series: Boston Red Sox defeat St. Louis Cardinals 4 games to 2.

1. Stephen Drew	2005 Lancaster JetHawks	Starts 6 games at SS
2. Felix Doubront	2008 Lancaster JetHawks	2 games, 1-0, 1.93 ERA in 4.2 IPS
3. Jonny Gomes	2002 Bakersfield Blaze	6 games, 1 HR and 3 RBIs
4. John Lackey	2000 Lake Elsinore Storm	1-1, 2.57 ERA in 3 games, starts 2 games
5. Mike Napoli	2001/2003/2004 Rancho Cucamonga Quakes	Appears in 5 games, starts 3 at 1B
6. Daniel Nava	2008 Lancaster JetHawks	Appears in 5 games, 3 starts in LF/RF
7. Jake Peavy	2001 Lake Elsinore Storm	Starting Pitcher Game # 3
8. David Ross	2000 San Bernardino Stampede	Starts 4 games at Catcher

2012 World Series: San Francisco Giants defeat Detroit Tigers 4 games to 0.

1. Brandon Belt	2010 San Jose Giants	Starts 4 games at 1B
2. Madison Bumgarner	2009 San Jose Giants	1-0, 7 IPS, 0.00 ERA Starts Game # 2
3. Matt Cain	2004 San Jose Giants	Starting Pitcher Game # 4, 3.86 ERA
4. Brandon Crawford	2009/2010/2011 San Jose Giants	Starts 4 games at SS
5. Tim Lincecum	2006 San Jose Giants	0.00 ERA in 4.2 IPS, 8 K's, 1 BB
6. Buster Posey	2008/2009 San Jose Giants	Starts 4 games at C, 1 HR, 3 RBIs
7. Sergio Romo	2007 San Jose Giants	3 Games, 3 Saves, 3 IPS, 0.00 ERA
8. Hector Sanchez	2011 San Jose Giants	Appears in 1 Game as DH
9. Pablo Sandoval	2007/2008 San Jose Giants	Starts 4 games, 3 HR's, 4 RBIs, .500 Avg.
10. Ryan Vogelsong	1998/1999 San Jose Giants	1-0, 5.2 IPS, 0.00 ERA Starts Game # 3
11. Barry Zito	1999 Visalia Oaks	1-0, 5.2 IPS, 1.59 ERA Starts Game # 1

Notes: 1- Pablo Sandoval is World Series MVP, .500 Batting Average, 3 Home Runs, 4 RBIs.
2- In Game # 1, his 3 Home Runs tie WS record held by Babe Ruth, Reggie Jackson and Albert Pujols. Sandoval's home runs are consecutive tying Jackson and Pujols.

2011 World Series: St. Louis Cardinals defeat Texas Rangers 4 games to 3.

1. David Freese	2007 Lake Elsinore Storm	7 RBIs, 3 2B's, 1 3B, 1 HR, .348 Average
2. Gerald Laird	2001 Modesto A's	Appears in 2 games

Notes: 1- David Freese is World Series MVP, 7 RBIs, 3 2B's, 1 3B, 1 HR, .348 Batting Average.
2- His 2 run triple, with 2 outs in the bottom of the 9th of Game # 6 with the Rangers one out from World Series ties the game. His solo homer in the bottom of the 11th wins the game.
3- In the bottom of the first in Game # 7 with Texas ahead 2-0 is 2 run double ties the score.

2010 World Series: San Francisco Giants defeat Texas Rangers 4 games to 1.

1. Madison Bumgarner	2009 San Jose Giants	1-0, 8 IPS, 0.00 ERA Starts Game # 4
2. Matt Cain	2004 San Jose Giants	1-0, 7.2 IPS, 0.00 ERA Starts Game # 2
3. Travis Ishikawa	2004/2005/2007 San Jose Giants	Appears in 2 games
4. Tim Lincecum	2006 San Jose Giants	2-0, 3.29 ERA, 13 Strikeouts in 13.2 IPS
5. Javier Lopez	2000 High Desert Mavericks/ 2001 Lancaster JetHawks	0.00 ERA in 2 relief appearances
6. Buster Posey	2008/2009 San Jose Giants	1 HR, 2 RBIs, .300 average in 5 games/C
7. Sergio Romo	2007 San Jose Giants	0.00 ERA in 1 relief appearance
8. Jonathan Sanchez	2005 San Jose Giants	Starting Pitcher Game # 3
9. Pablo Sandoval	2007/2008 San Jose Giants	Appears in 1 game
10. Nate Schierholtz	2004/2005 San Jose Giants	1 RBI in 3 games

2009 World Series: New York Yankees defeat Philadelphia Phillies 4 games to 2.

1. Damaso Marte	1997 Lancaster JetHawks	0.00 ERA in 4 relief appearances
2. Nick Swisher	2002 Visalia Oaks/ 2003 Modesto A's	1 HR in 5 games

2008 World Series: Philadelphia Phillies defeat Tampa Bay Rays 4 games to 1.

1. Joe Blanton	2002 Modesto A's	1-0, 3.00 ERA in 6 IPS, Game # 4 Starter
2. Geoff Jenkins	1995/1996 Stockton Ports	Appears in 2 games
3. Greg Dobbs	2001 San Bernardino Stampede	Appears in 2 games
4. Pedro Feliz	1997 Bakersfield Blaze	.333 Batting Average in 5 games

2007 World Series: Boston Red Sox defeat Colorado Rockies 4 games to 0.

1. Javier Lopez	2000 High Desert Mavericks/ 2001 Lancaster JetHawks	Appears in 1 game in relief
-----------------	--	-----------------------------

2006 World Series: St. Louis Cardinals defeat Detroit Tigers 4 games to 2.

- | | | |
|------------------|-------------------------------|--------------------|
| 1. Jim Edmunds | 1990/1991 Palm Springs Angels | 4 RBIs in 5 games |
| 2. Scott Spiezio | 1993/1994 Modesto A's | Appears in 2 games |

2005 World Series: Chicago White Sox defeat Houston Astros 4 games to 0.

- | | | |
|------------------|--|------------------------------------|
| 1. Neal Cotts | 2001 Visalia Oaks/
2002 Modesto A's | 1-0, 0.00 ERA, 4.1 IPS in 4 games |
| 2. Carl Everett | 1993 High Desert Mavericks | .444 Batting Average in 4 games |
| 3. Bobby Jenks | 2002/2004
Rancho Cucamonga Quakes | 2 Saves, 7 K's in 5 IPS, 4 games |
| 4. Paul Konerko | 1995 San Bernardino Spirit | 1 HR, 4 RBIs in 4 games |
| 5. Damaso Marte | 1997 Lancaster JetHawks | 1-0, 0.00 ERA in 1.2 IPS in 1 game |
| 6. Luis Vizcaino | 1997/1998 Modesto A's | 0.00 ERA in 1 relief appearance |
| 7. Chris Widger | 1993 Riverside Pilots | .667 Batting Average in 1 game |

2004 World Series: Boston Red Sox defeat St. Louis Cardinals 4 games to 0.

- | | | |
|-------------------|---------------------------|---|
| 1. Mark Bellhorn | 1995 Modesto A's | .300 Batting Average in 4 games |
| 2. Keith Foulke | 1995 San Jose Giants | 1-0, 1 Save, 8 K's in 5 IPS, 1.80 ERA, 4 Gs |
| 3. Derek Lowe | 1993 Riverside Pilots | 1-0, 0.00 ERA in 7 IPS, Starts Game # 4 |
| 4. Pedro Martinez | 1991 Bakersfield Dodgers | 1-0, 0.00 ERA in 7 IPS, Starts Game # 3 |
| 5. Doug Mirabelli | 1992/1993 San Jose Giants | .333 Batting Average, Starts Game # 1 C |
| 6. Bill Mueller | 1994 San Jose Giants | .429 Batting Average, Highest Avg. in WS |

2003 World Series: Florida Marlins defeat New York Yankees 4 games to 2.

- | | | |
|-----------------------|---|--|
| 1. Todd Hollandsworth | 1992 Bakersfield Dodgers | Appears in 2 games |
| 2. Derek Lee | 1993/1994/1995
Rancho Cucamonga Quakes | Starts 6 games at 1B |
| 3. Brad Penny | 1998 High Desert Mavericks | 2-0, 2.19 ERA in 12.1 IPS, Starts Gs 1/5 |

2002 World Series: Anaheim Angels defeat San Francisco Giants 4 games to 3.

- | | | |
|------------------------|---|--|
| 1. Garrett Anderson | 1992 Palm Springs Angels | 6 RBIs in 7 games |
| 2. Darrin Erstad | 1995 Lake Elsinore Storm | .300, 3 2Bs, 1 HR, 3 RBIs in 7 games |
| 3. John Lackey | 2000 Lake Elsinore Storm | 1-0, Winner and Starter Game # 7 |
| 4. Bengie Molina | 1995/1997 Lake Elsinore Storm | .286 Average in 7 games |
| 5. Troy Percival | 1992 Palm Springs Angels | 3 Saves, 3.00 ERA in 3 games |
| 6. Francisco Rodriguez | 2000 Lake Elsinore Storm/
2001 Rancho Cucamonga Quakes | 1-0, 2.08 ERA, 13 K's in 8.2 IPS/4 games |
| 7. Tim Salmon | 1990 Palm Springs Angels | .346, 2 HRs, 5 RBIs in 7 games |
| 8. Scott Schoenweis | 1996 Lake Elsinore Storm | 0.00 ERA in 2 games |
| 9. Scot Shields | 1999 Lake Elsinore Storm | Appears in 1 game |
| 10. Scott Spiezio | 1993/1994 Modesto A's | 8 RBIs in 7 games |
| 11. Jarred Washburn | 1996 Lake Elsinore Storm | Starting Pitcher, Games # 1 and # 5 |
| 12. Shawn Wooten | 1998 Lake Elsinore Storm | Appears in 3 games |

2001 World Series: Arizona Diamondbacks defeat New York Yankees 4 games to 3.

- | | | |
|-------------------|--|---------------------------------|
| 1. Rod Barajas | 1996 Visalia Oaks
1997/1998 High Desert Mavericks | .400 Average, 1 HR in 2 games |
| 2. Jay Bell | 1985 Visalia Oaks | Appears in 3 games |
| 3. Troy Brohawn | 1994/1995 San Jose Giants | 0.00 ERA in 1 relief appearance |
| 4. Craig Counsell | 1993 Central Valley Rockies | Appears in 6 games |

2000 World Series: New York Yankees defeat New York Mets 4 games to 1.

1. Clay Bellinger	1991 San Jose Giants	Appears in 4 games
2. Jose Canseco	1984 Modesto A's	Appears in 1 game
3. Chuck Knoblauch	1989 Visalia Oaks	Appears in 4 games
4. Denny Neagle	1990 Visalia Oaks	Starting Pitcher Game # 4
5. Jeff Nelson	1986 Bakersfield Dodgers	
	1987 Salinas Spurs	
	1988 San Bernardino Spirit	1-0 in 3 relief appearances
6. Jose Vizcaino	1988 Bakersfield Dodgers	Appears in 4 games

1999 World Series: New York Yankees defeat Atlanta Braves 4 games to 0.

1. Chili Davis	1979 Fresno Giants	Appears in 1 game
2. Chuck Knoblauch	1989 Visalia Oaks	.313, 1 HR, 3 RBIs, 5 runs in 4 games
3. Jeff Nelson	1986 Bakersfield Dodgers	
	1987 Salinas Spurs	
	1988 San Bernardino Spirit	0.00 ERA in 4 relief appearances

1998 World Series: New York Yankees defeat San Diego Padres 4 games to 0.

1. Homer Bush	1994 Rancho Cucamonga Quakes	Appears in 2 games
2. Chili Davis	1979 Fresno Giants	Appears in 3 games
3. Chuck Knoblauch	1989 Visalia Oaks	.375, 1 HR, 3 RBIs, 3 runs in 4 games
4. Jeff Nelson	1986 Bakersfield Dodgers	
	1987 Salinas Spurs	
	1988 San Bernardino Spirit	0.00 ERA in 3 relief appearances
5. David Wells	1986 Ventura County Gulls	1-0, Starting Pitcher Game # 1

1997 World Series: Florida Marlins defeat Cleveland Indians 4 games to 3.

1. Kurt Abbott	1991 Modesto A's	Appears in 3 games
2. Dennis Cook	1986 Fresno Giants	1-0, 0.00 ERA in 3 games
3. Craig Counsell	1993 Central Valley Rockies	Appears in 7 games
4. Gary Sheffield	1987 Stockton Ports	.292 average, 5 RBIs in 7 games
5. Ed Vosberg	1983 Reno Padres	Appears in 2 games
6. Devon White	1984 Redwood Pioneers	Appears in 7 games

1996 World Series: New York Yankees defeat Atlanta Braves 4 games to 2.

1. Mike Aldrete	1983/1984 Fresno Giants	Appears in 2 games
2. Charlie Hayes	1985 Fresno Giants	Appears in 5 games
3. Jeff Nelson	1986 Bakersfield Dodgers	
	1987 Salinas Spurs	
	1988 San Bernardino Spirit	0.00 ERA in 3 relief appearances
4. John Wetteland	1986 Bakersfield Dodgers	2.08 ERA, 4 Saves in 5 relief appearances

Notes: 1- John Wetteland World Series MVP, recording 4 Saves in 5 relief appearances, striking out 6 and walking only 1 in 4.1 innings pitched.
2- Only Pitcher in World Series History to record 4 Saves in One World Series.

1995 World Series: Atlanta Braves defeat Cleveland Indians 4 games to 2.

1. Charlie O'Brien	1982/1984/1985 Modesto A's	Appears in 2 games
--------------------	----------------------------	--------------------

1993 World Series: Toronto Blue Jays defeat Philadelphia Phillies 4 games to 2.

1. Roberto Alomar	1986 Reno Padres	.480, 6 RBIs, 5 runs in 6 games
2. Alfredo Griffin	1974 Reno Silver Sox	
	1975/1976 San Jose Bees	Appears in 3 games
3. Juan Guzman	1987 Bakersfield Dodgers	Starting Pitcher, Games # 1 and # 5
4. Rickey Henderson	1977 Modesto A's	Scores 6 runs in 6 games, 5 walks
5. Todd Stottlemire	1986 Ventura County Gulls	Starting Pitcher Game # 4
6. Devon White	1984 Redwood Pioneers	.292, 7 RBIs, 8 Runs scored in 6 games

1992 World Series: Toronto Blue Jays defeat Atlanta Braves 4 games to 2.

1. Roberto Alomar	1986 Reno Padres	Starting 2B 6 games
2. Alfredo Griffin	1974 Reno Silver Sox	
	1975/1976 San Jose Bees	Appears in 2 games
3. Juan Guzman	1987 Bakersfield Dodgers	1.13 ERA in 8 IPS, Starter Game # 3
4. Candy Maldonado	1980 Lodi Dodgers	Appears in 6 games, starts in LF 5 games
5. Todd Stottlemire	1986 Ventura County Gulls	0.00 ERA in 4 relief appearances
6. David Wells	1986 Ventura County Gulls	0.00 ERA in 4 relief appearances
7. Devon White	1984 Redwood Pioneers	Starting CF in 6 games

1991 World Series: Minnesota Twins defeat Atlanta Braves 4 games to 3.

1. Jarvis Brown	1989 Visalia Oaks	Appears in 3 games
2. Chili Davis	1979 Fresno Giants	2 HR's, 4 RBIs in 6 games
3. Scott Erickson	1989 Visalia Oaks	Starting Pitcher, Games # 3 and # 6
4. Dan Gladden	1979/1980 Fresno Giants	Scores 5 runs, starting CF in 7 games
5. Mark Guthrie	1987/1988 Visalia Oaks	2.25 ERA in 4 relief appearances
6. Kent Hrbek	1981 Visalia Oaks	Starting 1B 7 games
7. Chuck Knobloch	1989 Visalia Oaks	.308 Batting Average in 7 games
8. Gene Larkin	1985 Visalia Oaks	.500 Batting Average in 4 games as PH
9. Scott Leius	1988 Visalia Oaks	.357, 1 HR, 2 RBIs in 7 games
10. Kirby Puckett	1983 Visalia Oaks	2 HR's, 4 RBIs, starting RF in 7 games
11. Paul Sorrento	1986-1988 Palm Springs Angels	Appears in 3 games
12. Kevin Tapani	1986/1987 Modesto A's	1-1, 4.50 ERA in two World Series starts

Notes: Gene Larkin drives in winning run in 10th inning of scoreless game in Game # 7 with a single.

1990 World Series: Cincinnati Reds defeat Oakland A's 4 games to 0.

1. Billy Bates	1985 Stockton Ports	1.000 Batting Average in 1 At Bat as a PH
2. Glenn Braggs	1984 Stockton Ports	2 RBIs in 4 games
3. Billy Hatcher	1982 Salinas Spurs	.750 Average, 6 runs, 9 hits (9-12 in 4 Gs).

Notes: Billy Hatcher's .750 Batting Average, highest in World Series history.

1989 World Series: Oakland A's defeat San Francisco Giants 4 games to 0 games.

1. Lance Blankenship	1986/1987 Modesto A's	.500, 1-2 in 1 game
2. Jose Canseco	1984 Modesto A's	.357, 1 HR, 3 RBIs in 4 games
3. Dennis Eckersley	1972/1973 Reno Silver Sox	0.00 ERA in 2 games, 1 Save
4. Mike Gallego	1981 Modesto A's	Appears in 2 games
5. Dave Henderson	1978 Stockton Mariners/ 1979 San Jose Missions	.308, 6 Runs, 2 HRs, 4 RBIs in 4 games
6. Rickey Henderson	1977 Modesto A's	.474, 4 Runs, 1 HR, 3 RBIs, 3 SB's
7. Mark McGwire	1984/1985 Modesto A's	.294 batting average in 4 games
8. Walt Weiss	1985 Modesto A's	Starts 4 games at SS

1988 World Series: Los Angeles Dodgers defeat Oakland A's 4 games to 1.

1. Mike Davis	1978/1979 Modesto A's	Scores 3 runs in 4 games
2. Jose Gonzalez	1983 Lodi Dodgers/ 1984 Bakersfield Dodgers	Appears in 4 games
3. Alfredo Griffin	1974 Reno Silver Sox/ 1975/1976 San Jose Bees	Starts 5 games at SS
4. Jeff Hamilton	1983 Lodi Dodgers	Starts 5 games at 3B
5. Brian Holton	1979 Lodi Dodgers	0.00 ERA in 1 relief appearance
6. Mike Marshall	1979 Lodi Dodgers	3 RBIs in 5 games

1987 World Series: Minnesota Twins defeat St. Louis Cardinals 4 games to 3.

1. Keith Atherton	1979 Modesto A's	2 Relief Appearances
2. Don Baylor	1968 Stockton Ports	.385, 1 HR, 3 RBIs in 5 games
3. Tom Brunansky	1979 Salinas Angels	Appears in 7 games
4. Dan Gladden	1979/1980 Fresno Giants	.290, 1 HR, 7 RBIs, 9 hits in 7 games
5. Kent Hrbek	1981 Visalia Oaks	1 HR, 6 RBIs in 7 games
6. Gene Larkin	1985 Visalia Oaks	Appears in 5 games
7. Tim Laudner	1980 Visalia Oaks	.318, 1 HR, 4 RBIs in 7 games
8. Steve Lombardozzi	1982 Visalia Oaks	.412, 1 HR, 4 RBIs in 6 games
9. Kirby Puckett	1983 Visalia Oaks	.357, 10 hits, 3 RBIs in 7 games

1986 World Series: New York Mets defeat Boston Red Sox 4 games to 3.

1. Lee Mazzilli	1975 Visalia Mets	.400 Average in 5 At Bats, 4 games
-----------------	-------------------	------------------------------------

1985 World Series: Kansas City Royals defeat St. Louis Cardinals 4 games to 3.

1. Bud Black	1979/1980 San Jose Missions	2 games, Starting Pitcher Game # 4
2. George Brett	1972 San Jose Bees	.370, 5 runs scored, 10 hits in 7 games
3. Onix Concepcion	1979 Bakersfield Outlaws	Appears in 3 games
4. John Wathan	1971/1972 San Jose Bees	Appears in 2 games
5. Frank White	1972 San Jose Bees	6 RBIs, 4 runs, 3 2B's, 1 Hr in 7 games

1984 World Series: Detroit Tigers defeat San Diego Padres 4 games to 1.

1. Johnny Grubb	1971 Lodi Padres	.333 average in 3 at bats in 4 games
2. Rupert Jones	1974 San Jose Bees	Appears in 2 games

1983 World Series: Baltimore Orioles defeat Philadelphia Phillies 4 games to 1.

1. Benny Ayala	1971/1972 Visalia Mets	1 At Bat, 1 Run, 1 Hit, 1 RBI in 1 Game
2. Al Bumby	1969 Stockton Ports	Starting CF 4 games
3. Jim Dwyer	1972 Modesto Reds	.375, 1 Hr, 1 RBI in 2 games
4. John Lowenstein	1968/1969 Reno Silver Sox	.385, 1 Hr, 1 RBI, Starting LF 4 games
5. Joe Nolan	1971 Visalia Mets	Appears in 2 games
6. Ken Singleton	1968 Visalia Mets	Appears in 2 games, 1 RBI

1982 World Series: St. Louis Cardinals defeat Milwaukee Brewers 4 games to 3.

1. Bob Forsch	1969/1970 Modesto Reds	Starting Pitcher Games # 1 and # 5
2. David Green	1979 Stockton Ports	3 runs, 1 2B, 1 3B in 10 At Bats
3. George Hendrick	1969 Lodi Crushers	.321, 9 hits, 5 RBIs in 7 games
3. Dave LaPointe	1979 Stockton Ports	Starting Pitcher Game # 4

1981 World Series: Los Angeles Dodgers defeat New York Yankees 4 games to 2.

1. Ron Cey	1969 Bakersfield Dodgers	.350, 1 HR, 6 RBIs in 6 games
2. Jay Johnstone	1963/1964/1965 San Jose Bees	.667 , 2 for 3, 1 HR, 3 RBIs in 3 games
3. Bill Russell	1968 Bakersfield Dodgers	2 RBIs, 6 games started at SS
4. Fernando Valenzuela	1979 Lodi Dodgers	Game # 3 Winning Pitcher, CG, 6 K's
5. Steve Yeager	1969 Bakersfield Dodgers	.286, 2 HR's, 4 RBIs in 6 games

Notes: Ron Cey and Steve Yeager share the World Series MVP Trophy with Pedro Guerrero.

1980 World Series: Philadelphia Phillies defeat Milwaukee Brewers 4 games to 2.

1. Larry Bowa	1967 Bakersfield Bears	.375, 9 hits, 2 RBIs in 6 games
2. Garry Maddox	1968 Fresno Giants	6 games as starting centerfielder
3. Bake McBride	1970/1971 Modesto Reds	.304, 1 HR, 5 RBIs in 6 games

1979 World Series: Pittsburgh Pirates defeat Baltimore Orioles 4 games to 3.

1. Tim Foli	1969 Visalia Mets	.333, 3 RBIs in 7 games
2. Grant Jackson	1962/1963 Bakersfield Bears	1-0, 0.00 ERA, Game # 7 Winning Pitcher
3. Lee Lacy	1970 Bakersfield Dodgers	Appears in 4 games
4. John Milner	1969 Visalia Mets	.333, 1 RBI in 3 games

1978 World Series: New York Yankees defeat Los Angeles Dodgers 4 games to 2.

1. Paul Blair	1962 Santa Barbara Rancheros/ 1963 Stockton Ports	.375 in 8 At Bats over 6 games
2. Ed Figueroa	1970/1971 Fresno Giants	Starting Pitcher Games # 1 and # 4
3. Reggie Jackson	1966 Modesto Reds	.391, 2 HR's, 8 RBIs in 6 games
4. Jay Johnstone	1963/1964/1965 San Jose Bees	Appears in 2 games
5. Dick Tidrow	1967/1968/1969/1970/1971 Reno Silver Sox	Relieves in 2 games, 1.93 ERA in 4.2 IPS

1977 World Series: New York Yankees defeat Los Angeles Dodgers 4 games to 2.

1. Paul Blair	1962 Santa Barbara Rancheros/ 1963 Stockton Ports	Appears in 4 games
2. Reggie Jackson	1966 Modesto Reds	.450, 5 HRS, 8 RBIs, 10 Runs in 6 games
3. Dick Tidrow	1967/1968/1969/1970/1971 Reno Silver Sox	2 Relief Appearances

Notes: 1- Reggie Jackson World Series MVP as he cements his legend as "Mr. October." Jackson hits .450 (9-20), scores 10 runs, slams 1 Double, 5 Home Runs and drives in 8 RBIs.
2- In Game # 6, Jackson becomes second player in World Series history (Babe Ruth is first) to hit 3 home runs in a game and the first to do it consecutively. More amazing, Jackson did it on three consecutive swings off three different pitchers, Burt Hooten, Elias Sosa (1970/1971 Fresno Giants) and Charlie Hough (1967 Santa Barbara Dodgers).

1976 World Series: Cincinnati Reds defeat New York Yankees 4 games to 0.

1. Jack Billingham	1964 Santa Barbara Dodgers	1-0, 0.00 ERA, 2.2 IPS in 1 game
2. Pedro Borbon	1968 Modesto Reds	0.00 ERA in 1 relief appearance
3. George Foster	1969 Fresno Giants	.429, 4 RBIs in 4 games
4. Joe Morgan	1963 Modesto Colt 45's	.333, 1 2B, 1 3B, 1 HR, 2 RBIs in 4 games

1975 World Series: Cincinnati Reds defeat Boston Red Sox 4 games to 3.

1. Jack Billingham	1964 Santa Barbara Dodgers	1 GS, 1.00 ERA in 9 IPS, 7 K's
2. Pedro Borbon	1968 Modesto Reds	3 Relief Appearances
3. George Foster	1969 Fresno Giants	.276, 8 hits in 7 games
4. Joe Morgan	1963 Modesto Colt 45's	7 hits, 3 RBIs in 7 games
5. Merv Rettenmund	1965/1966 Stockton Ports	Appears in 3 games

1974 World Series: Oakland A's defeat Los Angeles Dodgers 4 games to 1.

1. Rollie Fingers	1966 Modesto Reds	1-0, 2 Saves, 1.93 ERA in 9.1 IPs/4 games
2. Ray Fosse	1966 Reno Silver Sox	1 HR, 1 RBI, starting catcher 5 games
3. Larry Haney	1962 Stockton Ports	Appears in 2 games
4. Reggie Jackson	1966 Modesto Reds	.286, 1 HR, 1 RBI in 5 games
5. Joe Rudi	1966 Modesto Reds	.333, 1 HR, 4 RBIs in 5 games

Notes: Rollie Fingers is World Series MVP for his 2 Saves and 1 Win in 5 games.

1973 World Series: Oakland A's defeat New York Mets 4 games to 3.

1. Vic Davalillo	1958 Visalia Redlegs	Appears in 6 games
2. Rollie Fingers	1966 Modesto Reds	2 Saves, 0.66 ERA, 13.2 IPS in 6 games
3. Ray Fosse	1966 Reno Silver Sox	Starting catcher 7 games
4. Reggie Jackson	1966 Modesto Reds	.310, 3 2B's, 1 3B, 1 HR, 6 RBIs
5. Darold Knowles	1962 Stockton Ports	0.00 ERA, 6.1 IPS in 7 games
6. Joe Rudi	1966 Modesto Reds	.333, 9 hits, 4 RBIs in 7 games

Notes: 1- Reggie Jackson is World Series MVP, .310 average, 5 extra base hits and 6 RBIs.
2- Darold Knowles, first pitcher (and still the only pitcher) to appear in 7 World Series games.

1972 World Series: Oakland A's defeat Cincinnati Reds 4 games to 3.

1. Mike Epstein	1965 Stockton Ports	Appears in 6 games
2. Rollie Fingers	1966 Modesto Reds	1-0, 2 Saves, 1.74 ERA, 10.1 IPS, 6 G's
3. Dave Hamilton	1969 Lodi Crushers	2 Relief Appearances
4. George Hendrick	1969 Lodi Crushers	Appears in 5 games
5. Joe Rudi	1966 Modesto Reds	1 HR, 1 RBI in 7 games

1971 World Series: Pittsburgh Pirates defeat Baltimore Orioles 4 games to 3.

1. Vic Davalillo	1958 Visalia Redlegs	.333 in 3 games, 1 run scored
2. Bob Veale	1958 Las Vegas Wranglers	1 Relief Appearance

1970 World Series: Baltimore Orioles defeat Cincinnati Reds 4 games to 1.

1. Paul Blair	1962 Santa Barbara Rancheros/ 1963 Stockton Ports	.474, 9 hits, 5 runs, 3 RBIs in 5 games
2. Davey Johnson	1962 Stockton Ports	.313, 2 RBIs in 5 games
3. Merv Rettenmund	1965/1966 Stockton Ports	.400, 1 HR, 2 RBIs in 2 games
4. Pete Richert	1958 Reno Silver Sox	1 Save, 0.00 ERA in 1 game

1969 World Series: New York Mets defeat Baltimore Orioles 4 games to 1.

1. Bud Harrelson	1963/1964 Salinas Mets	Starting shortstop 5 games
------------------	------------------------	----------------------------

1968 World Series: Detroit Tigers defeat St. Louis Cardinals 4 games to 3.

1. Daryl Patterson	1964 Santa Barbara Dodgers	0.00 ERA in 2 Relief Appearances
2. Dick Tracewski	1954 Bakersfield Indians	Scores 1 run in 2 games with 0 At Bats
3. Earl Wilson	1954 San Jose Red Sox	Starting Pitcher Game # 3

1967 World Series: St. Louis Cardinals defeat Boston Red Sox 4 games to 3.

1. Bobby Tolan	1963 Reno Silver Sox	Scores 1 run in 3 games
----------------	----------------------	-------------------------

1966 World Series: Baltimore Orioles defeat Los Angeles Dodgers 4 games to 0.

1. Paul Blair	1962 Santa Barbara Rancheros/ 1963 Stockton Ports	1 HR, 1 RBI in 4 games
2. Wally Bunker	1963 Stockton Ports	6 Hit Shutout in Game # 3, 1-0 win
3. Davey Johnson	1962 Stockton Ports	.286, 1 RBI in 4 games

1965 World Series: Los Angeles Dodgers defeat Minnesota Twins 4 games to 3.

1. Willie Crawford	1964 Santa Barbara Dodgers	1 Hit in 2 At Bats in 2 games
2. Willie Davis	1959 Reno Silver Sox	Starting CF in 7 games, 3 SBs
3. Don Drysdale	1954 Bakersfield Indians	1-1, 3.86 ERA in 2 Starts, G # 1, 4
4. Jim Lefebvre	1962 Reno Silver Sox	.400 in 3 games, 4 for 10
5. Wes Parker	1963 Santa Barbara Rancheros	.304, 1 3B, 1 HR, 2 RBIs in 7 G's
6. Dick Tracewski	1954 Bakersfield Indians	Appears in 6 games

1964 World Series: St. Louis Cardinals defeat New York Yankees 4 games to 3.
(NONE)

Ernie Broglio (1954 Modesto Reds, 1955 Stockton Ports) was a starting pitcher for the 1964 St. Louis Cardinals and traded to the Chicago Cubs for Lou Brock in June. Brock helped the Cardinals win the 1964 NL Pennant and World Series. Broglio's 3 wins in a St. Louis uniform were equally important as the Cardinals won the pennant by only one game over the Cincinnati Reds and Philadelphia Phillies.

Phil Linz (1959 Modesto Reds) appeared in all 7 games for the losing New York Yankees.

1963 World Series: Los Angeles Dodgers defeat New York Yankees 4 games to 0.

1. Willie Davis	1959 Reno Silver Sox	3 RBIs, 2 2B's in 4 games
2. Don Drysdale	1954 Bakersfield Indians	CG 3 hit Shutout 1-0 win, 9 K's
3. Dick Tracewski	1954 Bakersfield Indians	Appears in 4 games, starting 2B

1962 World Series: New York Yankees defeat San Francisco Giants 4 games to 3.

1. Bud Daley	1951 Bakersfield Indians	0.00 ERA in 1 relief appearance
--------------	--------------------------	---------------------------------

1961 World Series: New York Yankees defeat Cincinnati Reds 4 games to 1.

1. Bud Daley	1951 Bakersfield Indians	1-0, 0.00 ERA, Game # 5 Winner
--------------	--------------------------	--------------------------------

1960 World Series: Pittsburgh Pirates defeat New York Yankees 4 games to 3.

1. Tom Cheney	1954 Fresno Cardinals	Relief Pitcher in 3 games
2. Hal Wayne Smith	1949 Ventura Yankees	.375, 1 HR, 3 RBIs in 3 games
3. Dick Stuart	1951 Modesto Reds	Appears in 5 games
4. George "Red" Witt	1953 Santa Barbara Dodgers	0.00 ERA in 3 games

1959 World Series: Los Angeles Dodgers defeat Chicago White Sox 4 games to 2.

1. Don Demeter	1954 Bakersfield Indians	Appears in 6 games
2. Don Drysdale	1954 Bakersfield Indians	1-0, 1.29 ERA, 7 IPS, Wins G 3
3. Chuck Essegian	1954 Channel Cities Oilers/ 1955 Visalia Cubs	.667, 2 HR's, 2 RBIs in 4 games
4. Rip Repulski	1948 Fresno Cardinals	Appears in 1 game
5. Larry Sherry	1953 Santa Barbara Dodgers/ 1954 Bakersfield Indians	2-0, 2 Saves, 0.71 ERA, 12.2 IPS

Notes: 1- Larry Sherry, World Series MVP as he wins Game #'s 4 and 6 (2-0) and Saves the other two Dodgers wins. 0.71 ERA in 12.2 IPs, 8 hits, 5 strikeouts and two walks in 4 games.
2- Chuck Essegian becomes the first player in World Series history to hit two home runs in one World Series as a pinch hitter.

1958 World Series: New York Yankees defeat Milwaukee Braves 4 games to 3.
(NONE)

***John James:** (1954 Modesto Reds) *Appeared in 1 regular season game for the World Champion New York Yankees*

1957 World Series: Milwaukee Braves defeat New York Yankees 4 games to 3.
(NONE)

***Dick Cole:** (1947 Fresno Cardinals) *Appeared in 15 regular season games for the World Champion Milwaukee Braves*

1956 World Series: New York Yankees defeat Brooklyn Dodgers 4 games to 3.

1. Tom Morgan	1949 Ventura Yankees	Appears in relief in 2 games
---------------	----------------------	------------------------------

1955 World Series: Brooklyn Dodgers defeat New York Yankees 4 games to 3.
(NONE)

***Jim Hughes:** (1949 Santa Barbara Dodgers) *Appeared in 24 regular season games as a Pitcher for the World Champion Brooklyn Dodgers*

1954 World Series: New York Giants defeat Cleveland Indians 4 games to 0.

1. Marv Grissom	1941 San Bernardino Stars	1-0, 0.00 ERA, Wins G 1 in relief
-----------------	---------------------------	-----------------------------------

Wally Westlake: (1941 Merced Bears) *Appeared in 2 games for the losing Cleveland Indians.*

1953 World Series: New York Yankees defeat Brooklyn Dodgers 4 games to 2.

1. Irv Noren	1946 Santa Barbara Dodgers	Appears in 2 games
--------------	----------------------------	--------------------

Dick Williams: (1947/1948 Santa Barbara Dodgers) *Hall of Fame Manager appeared in 3 games for the losing Brooklyn Dodgers.*

1952 World Series: New York Yankees defeat Brooklyn Dodgers 4 games to 3.

1. Irv Noren	1946 Santa Barbara Dodgers	.300, 3-10, 1 RBI in 4 games
--------------	----------------------------	------------------------------

1951 World Series: New York Yankees defeat New York Giants 4 games to 2.

1. Tom Morgan 1949 Ventura Yankees 0.00 ERA in 2 IPs in Game 1

1950 World Series: New York Yankees defeat Philadelphia Phillies 4 games to 0.
(NONE)

Dick Whitman: *(1956/1957 San Jose JoSox) Appears in 3 games as a Pinch Hitter for the Phillies.*

1949 World Series: New York Yankees defeat Brooklyn Dodgers 4 games to 1.
(NONE)

Bruce Edwards: *(1941/1942 Santa Barbara Saints) Appears in 2 games*

Spider Jorgensen: *(1941 Santa Barbara Saints) Started 4 games at Third Base*

1948 World Series: Cleveland Indians defeat Boston Braves 4 games to 2.
(NONE)

***Mike Garcia:** *(1946 Bakersfield Indians) Appeared in 1 regular season game as a pitcher for the World Champion Cleveland Indians.*

1947 World Series: New York Yankees defeat Brooklyn Dodgers 4 games to 3.
(NONE)

Bruce Edwards: *(1941/1942 Santa Barbara Saints) Started all 7 games at Catcher*

Hal Gregg: *(1941/1942 Santa Barbara Saints) Starting Pitcher Game # 7*

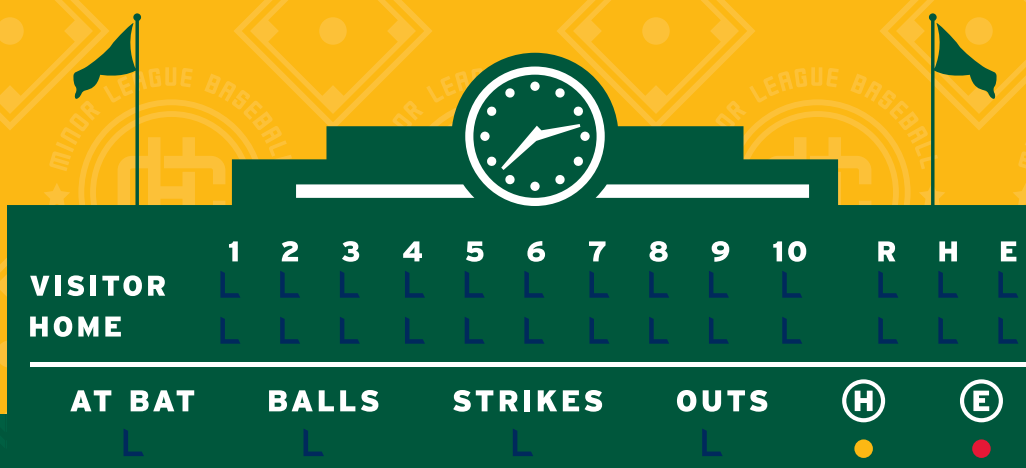
Spider Jorgensen: *(1941 Santa Barbara Saints) Started all 7 games at Third Base*

Vic Lombardi: *(1941/1942 Santa Barbara Saints) Starting Pitcher Games # 2 and Game # 6*

***Player did not appear in a World Series Game.**

[illegible]

*** WITH THE PURCHASE
OF OFFICIAL
MiLB HOMETOWN COLLECTION
MERCHANDISE****



**** AT PARTICIPATING LOCATIONS
ONLY WHILE SUPPLIES LAST;
SEE INDIVIDUAL TEAM STORES
FOR DETAILS.**



MINOR LEAGUE BASEBALL™
Hometown™
COLLECTION



