



2019 FLORIDA STATE LEAGUE



MEDIA GUIDE & RECORD BOOK





2019 FSL ALL-STAR GAME

SATURDAY, JUNE 15TH

4:30pm: Team autograph session with the fans

5pm: Homerun Derby presented by Tire Kingdom

7pm: 2019 All-Star Game

POST GAME FIREWORKS!

\$10 FOR ADULTS

\$8 FOR KIDS OR SENIORS

COURTYARD[®]

BY MARRIOTT

PALM BEACH JUPITER

Preferred Hotel of the

2019 FSL All-Star Game

To Book Your Stay:

courtyardpalmbeachjupiter.com

561.776.2700 | 4800 Main St. Jupiter, FL 33458



(561) 630-1828

ROGERDEANCHEVROLETSTADIUM.COM

4751 MAIN ST, JUPITER, FL 33458

HISTORY

The Florida State League was originally established as a Class “D” League in 1919, with teams in Bartow, Bradenton, Lakeland, Orlando, Sanford, and Tampa. The League fluctuated between four (4) and eight (8) teams for the next eight (8) years and suddenly folded in the middle of the 1928 season. The sagging economy, devastating hurricanes in 1926 and 1928, and a real estate land bust were too much for the franchises to overcome.

The League resumed play in 1936 and has continued uninterrupted except for four (4) years (1942-45) during World War II. It was a Class D League until 1963 when it was changed to Class A status.

Throughout the history of the League, thirty-three (33) Florida cities have hosted teams. Daytona Beach leads all cities with seventy-three (73) seasons, followed by Lakeland and Tampa with more than fifty (50) seasons each. Cities with thirty (30) or more seasons are Clearwater, Dunedin, Fort Myers, Fort Lauderdale, Miami, Orlando, St. Petersburg, and West Palm Beach. Other cities with teams that have played a vital part in the success of the League are Cocoa, DeLand, Gainesville, Leesburg, Palatka, Vero Beach, and Winter Haven.

Managers and players from the League who have gone on to the Hall of Fame include Sparky Anderson (Manager), Johnny Bench, Rod Carew, Gary Carter, Rollie Fingers, Catfish Hunter, Fergie Jenkins, Al Lopez, Eddie Murray, Stan Musial, Jim Palmer, Nolan Ryan, Early Wynn, Jr., Ivan “Pudge” Rodriguez, Tim Lincecum, and Jeff Bagwell.

Over twelve hundred (1200) players from the Florida State League have spent time in the American and National Leagues.

Umpires from the League currently in the Major Leagues number over thirty (30).

This year marks the one-hundredth (100th) Anniversary for the Florida State League. The League currently has twelve (12) teams with six (6) teams in the North Division and six (6) teams in the South Division. All teams play a 140 game schedule with 70 games at home and 70 games on the road. The season is split, with the All-Star Game played during the first half.

The Florida State League, with its tropical climate and Major League Spring Training facilities, is well-established as one of the finest leagues in Minor League Baseball.

The Florida State League
Where the Major League Stars of Tomorrow, Play Today.



WELCOME TO THE FLORIDA STATE LEAGUE

The Florida State League will open its 100th Anniversary season on Thursday, April 4, 2019.

The six-team North Division and six-team South Division will play a split season with the first half concluding on June 13. The second half will begin on June 17 and end on September 1, with the Florida State League Championship playoffs beginning on September 3.

Four (4) teams will participate in the Florida State League playoffs. Winners of both halves within each Division play each other in a best of three (3) game series for the Division Championships. In the event of a repeat Division winner, a wild card team will qualify for the playoffs. The winners of the Division Championship will move on to the League Championship Series and play a best of five (5) game series.

On Saturday, June 15, All-Star Teams representing the North and South Divisions will meet at Roger Dean Chevrolet Stadium in Jupiter for the Florida State League's 58th All-Star Game.

The Florida State League welcomed a total of 1,027,261 fans during the 2018 season. The Clearwater Threshers led the League in attendance for the ninth consecutive year, drawing 181,686. The Fort Myers Miracle finished second with a total attendance of 123,882.

The North Division won the All-Star Game by a 5-0 final on June 16, before a crowd of 5,764 at George M. Steinbrenner Field. Yankees prospect Diego Castillo earned BUSH'S All-Star MVP honors after clubbing a pair of doubles and knocking in a run in his home ballpark to aid the North division.

The North Division won the All-Star Game by a 5-0 final on June 16, before a crowd of 5,764 at George M. Steinbrenner Field. Yankees prospect Diego Castillo earned BUSH'S All-Star MVP honors after clubbing a pair of doubles and knocking in a run in his home ballpark to aid the North division.

The Fort Myers Miracle won the Florida State League Championship, defeating the Daytona Tortugas three games to one. The Miracle, who clinched the second half title in the South division for the final five years.

Clearwater Threshers outfielder Jose Pujols was named the Florida State League's Player of the Year, batting .301 with a .523 slugging percentage, 18 home runs, and 58 RBIs in 95 games for Clearwater. Dunedin Blue Jays right-hander Patrick Murphy took home Pitcher of the Year honors, posting a 2.64 ERA while collecting 135 strikeouts in 146.2 innings.

Dann Bilardello of the Palm Beach Cardinals was named Manager of the Year, while Ramon Borrego (Fort Myers) and Shawn Williams (Clearwater) were honored as Coaches of the Year.

We are looking forward to another exciting season of professional baseball in 2019, and we hope you will join us in the Florida State League - Where The Major League Stars Of Tomorrow, Play Today.

FLORIDA STATE LEAGUE CHAMPIONSHIP TROPHY



The Watson Spaelstra Florida State League Championship Trophy is presented to the winning team of the season ending Play-off Series each year. It is a rotating trophy and was initiated in 1979.

Watson Spaelstra, a Detroit sportswriter, approached Baseball Commissioner Bowie Kuhn in 1973 with the idea of organizing a program to provide weekly chapel services for every major league team. Kuhn granted approval and Baseball Chapel was created as a non-profit organization. Today, chapel services are held for teams in the majors, minors and independent leagues (over 250 teams) during the regular season, playoffs and the World Series.

Baseball Chapel is committed to the spiritual development of players and all those connected with professional baseball through Christ-centered teaching and discipleship.



The 2019 Florida State League



Florida State League Office – Clearwater

Bradenton Marauders – Bradenton

Charlotte Stone Crabs – Port Charlotte

Clearwater Threshers – Clearwater

Daytona Tortugas – Daytona Beach

Dunedin Blue Jays – Dunedin

Florida Fire Frogs – Kissimmee

Fort Myers Miracle – Fort Myers

Jupiter Hammerheads – Jupiter

Lakeland Flying Tigers – Lakeland

Palm Beach Cardinals – Jupiter

St. Lucie Mets – St. Lucie

Tampa Tarpons – Tampa



**"Where the Major League Stars of
Tomorrow Play Today"**

-WWW.FSLBASEBALL.COM-

2018 • FLORIDA STATE LEAGUE AWARD WINNERS

Chuck Murphy Executive of the Year

Mike Bauer, Jupiter Hammerheads and Palm Beach Cardinals

Emo Murphy Female Executive of the Year

Rachelle Madrigal, Bradenton Marauders

Florida State League Champions

Fort Myers Miracle

Field Manager of the Year

Dann Bilardello, Palm Beach Cardinals

Player of the Year

Jose Pujols, Clearwater Threshers

Pitcher of the Year

Patrick Murphy, Dunedin Blue Jays

All-Star Game BUSH'S MVP

Diego Castillo, Tampa Tarpons

Florida State League Trainer of the Year

Kiyoshi Tada, St. Lucie Mets

Florida State League Sports Turf Manager of the Year

Ritchie Anderson, Tampa Tarpons

Florida State League Broadcaster of the Year

Kirsten Karbach, Clearwater Threshers



2019 Record Book & Media Guide

FLORIDA STATE LEAGUE of Professional Baseball Clubs, Inc.

2019 • FLORIDA STATE LEAGUE DIRECTORY



BRADENTON MARAUDERS

1611 9th St. West
Bradenton, FL 34205
(941) 747-3031
www.bradentonmarauders.com



FORT MYERS MIRACLE

14400 Six Mile Cypress Pkwy.
Fort Myers, FL 33912
(239) 768-4210
www.miraclebaseball.com



CHARLOTTE STONE CRABS

2300 El Jobean Road
Port Charlotte, FL 33948
(866) 272-9789
www.stonecrabsbaseball.com



JUPITER HAMMERHEADS

4751 Main Street
Jupiter, FL 33458
(561) 775-1818
www.jupiterhammerheads.com



CLEARWATER THRESHERS

601 N. Old Coachman Rd.
Clearwater, FL 33765
(727) 712-4300
www.threshersbaseball.com



LAKELAND FLYING TIGERS

2301 Lakeland Hills Blvd.
Lakeland, FL 33805
(863) 686-8075
www.lakelandflyingtigers.com



DAYTONA TORTUGAS

110 East Orange Avenue
Daytona Beach, FL 32114
(386) 257-3172
www.daytonatortugas.com



PALM BEACH CARDINALS

4751 Main Street
Jupiter, FL 33458
(561) 775-1818
www.palmbeachcardinals.com



DUNEDIN BLUE JAYS

373 Douglas Avenue #A
Dunedin, FL 34698
(727) 733-9302
www.dunedinbluejays.com



ST. LUCIE METS

525 NW Peacock Blvd.
Port St. Lucie, FL 34986
(772) 871-2100
www.st.luciemets.com



FLORIDA FIRE FROGS

631 Heritage Park Way
Kissimmee, FL 34744
(321) 697-3156
www.floridafirefrogs.com




TAMPA TARPONS

One Steinbrenner Drive
Tampa, FL 33614
(813) 875-7753
www.tarponsbaseball.com

2019 Record Book & Media Guide

FLORIDA STATE LEAGUE of Professional Baseball Clubs, Inc.



CLASS OF 2009

PLAYERS

Johnny Bench - 1965 Tampa Tarpons
Rod Carew - 1965 Orlando Twins
Gary Carter - 1972 West Palm Beach Expos
Rollie Fingers - 1965 Leesburg Athletics
James "Catfish" Hunter - 1964 Daytona Islanders
Ferguson Jenkins - 1962/1963 Miami Marlins
Al Lopez - 1925/1926 Tampa Smokers

Eddie Murray - 1974 Miami Orioles
Stan Musial - 1940 Daytona Islanders
Jim Palmer - 1967/1968 Miami Marlins
Cal Ripken Jr. - 1979 Miami Orioles
Nolan Ryan - 1967 Winter Haven Mets
Joe Tinker - 1921 Orlando Tigers
Early Wynn - 1937 Sanford Lookouts

FIELD MANAGERS

Stan Wasiak - 1983-1986 Vero Beach Dodgers

John Lipon - 1988-1992 Lakeland Tigers

GENERAL MANAGER

Mike Moore - 1971-1988 Tampa Tarpons; 1992-2007, President, Minor League Baseball

OWNER

George Steinbrenner III, New York Yankees and the Tampa Yankees

UMPIRES

Harry Wendelstedt Jr.
Umpire School, Major League Umpire

Phil Cuzzi 1997 Florida State League, Major
League Umpire

CLASS OF 2010

PLAYERS

Sid Fernandez - 1982 Vero Beach Dodgers
Stanley Karpinski - 1949 St. Augustine

Carlos Delgado - 1992 Dunedin Blue Jays
Dan Keith - 1955 Stanford Cardinals
and Daytona Beach Islanders

FIELD MANAGERS

Jim Leyland - 1976-1978
Lakeland Tigers

Felipe Alou - 1977, 1986, 1991
West Palm Beach Expos

EXECUTIVES

Charlie Blaney - 1968 Daytona Beach Islanders;
1980-1988 Vero Beach Dodgers

Terry Reynolds - 1979 Daytona Beach Islanders;
1980-1988 Vero Beach Dodgers

OWNER

Frank Decker - 1972-1992
Lakeland Tigers

Marvin Goldklang - 1989-2014 Miami,
Fort Myers Miracle

UMPIRES

Ed Hickox - 1983-1985; 2004 Florida State League; Major League Umpire



2019 Record Book & Media Guide

FLORIDA STATE LEAGUE of Professional Baseball Clubs, Inc.

CLASS OF 2011

PLAYERS

Gene Nelson - 1980 Fort Lauderdale Yankees
John Ivory Smith - 1955 Daytona Beach Islanders

Derek Jeter - 1994 Tampa Yankees
Iván "Pudge" Rodríguez - 1990 Charlotte Rangers

MANAGERS - COACHES

Clint Hurdle - 1988-1989
St. Lucie Mets

Darold Knowles - 1991-1999 Clearwater Phillies;
2006-2014 Dunedin Blue Jays

EXECUTIVES

Warren Keyes - 1960's Business Manager,
Daytona Beach Islanders

Bob Sowers - 1977-1985 Owner,
West Palm Beach Expos

Chuck Murphy - 1989-2015
Florida State League President

Emo Murphy - 1989-2013
Financial Consultant Florida State League

UMPIRES

Jeff Nelson - 1990-1992 Florida State League; Major League Umpire

CLASS OF 2012

PLAYERS

Elliot Bigelow - 1920 St. Petersburg Saints

Lloyd Moseby - 1979 Dunedin Blue Jays

Jeff Suppan - 1994 Sarasota Red Sox

Bob Tewksbury - 1982 Fort Lauderdale Yankees

Lou Whitaker - 1976 Lakeland Tigers

MANAGERS - COACHES

Fredi Gonzalez - 1990-91 Miami, 1994-96 Brevard County

Dave Huppert - 2011 - 2016 Lakeland Flying Tigers

Dave Trembley - 1995-96, 2001-02 Daytona Cubs

EXECUTIVES

Ken Carson - 1987-2015 Dunedin Blue Jays

Sonny Hirsch - Miami Orioles

2015 - Present FSL President

Jay Miller - 1987 Charlotte Rangers

Al E. Lang - 1923-1925 FSL President

UMPIRES

Brian Gorman - 1985-86 Florida State League

CLASS OF 2013

PLAYERS

Al Nipper - 1980-81 Winter Haven Red Sox

Ramon Martinez - 1987 Vero Beach Dodgers

Jimmy Rollins - 1998 Clearwater Phillies

David Wright - 2003 St. Lucie Mets

MANAGERS - COACHES

Bill Dancy - 1992-93, 1998-99 Clearwater Phillies

Buck Showalter - 1987 Fort Lauderdale Yankees

EXECUTIVES

Mike Veeck - 1990-2014 Fort Myers Miracle

Ron Myers - 1980-1993, 2003-Present
Lakeland Flying Tigers

UMPIRES

Jerry Layne - 1979-81 Florida State League

CLASS OF 2014**PLAYERS**

Paul Gilliford - 1986 Miami Marlins
Kerry Wood - 1996 Daytona Cubs

Jim Fuller - 1970 Miami Orioles
Vernon Wells - 1999 Dunedin Blue Jays

MANAGERS - COACHES

Lee Elia - 1990-91 Clearwater Phillies

Richie Zisk - 1995-2009 Daytona Cubs

EXECUTIVES

Pat O'Conner - 2007-Present Minor League
President; 1986-1993 Osceola Astros

John Timberlake - 2004-Present Clearwater
Threshers; 1986-2004 Clearwater Phillies

UMPIRES

Randy Marsh - 1970-71 Florida State League

CLASS OF 2015**PLAYERS**

Josh Beckett - 2001 Brevard County Manatees &
2002 Jupiter Hammerheads
Justin Verlander - 2005 Lakeland Flying Tigers
Kirk Gibson - 1978 Lakeland Tigers

Kenny Lofton - 1990 Osceola Astros and 2004
Tampa Yankees
Kevin Mench - 2000 Port Charlotte Rangers
Frank Thomas - 1989 Sarasota White Sox

MANAGERS - COACHES

Omar Malavé - 2004-08, 2009, 2014 Dunedin
Blue Jays

Luis Sojo - 2006-09, 2011-13 Tampa Yankees

EXECUTIVES

Debbie Brooks - 1987 Tampa Tarpons

Tom Simmons - 1987-97 Vero Beach Dodgers

Rob Rabenecker - 1989-2007 includes West Palm Beach Expos/Roger Dean Stadium

FARM DIRECTOR

Mitch Lukevics - 2006 - Present Tampa Bay Rays

UMPIRES

Richie Garcia - 1970-71 Florida State League

CLASS OF 2016**PITCHERS**

Roy Halladay - 1996 and 2001 Dunedin Blue Jays

PLAYERS

Travis Hafner - 2000 Charlotte Rangers

Ryan Howard - 2003 Clearwater Phillies

Joe Mauer - 2003 and 2004 Fort Myers Miracle

EXECUTIVES

Don Miers - 1980-1984 Daytona Beach Astros, 1984-1985 Osceola Astros, 2002-2003 Lakeland Tigers

Dick Radatz Jr. - 1987-1989 Winter Haven Red Sox

MANAGERS

Marc Bombard - 1984-1987 Tampa Yankees

Gene Lamont - Player; Daytona 1966; Manager; 1977-1978 Fort Myers

UMPIRES

John Hirschbeck - 1976-1977 Florida State League Umpire



CLASS OF 2017

PITCHERS

Aaron Harang – 2000 Port Charlotte Rangers
Cliff Lee – 2001 Jupiter Hammerheads
Randy Johnson – 1986 West Palm Beach Expos

PLAYERS

Adrian Beltre – 1997 Vero Beach Dodgers
Joe Altobelli – 1951 Daytona Beach Islanders
Evan Chambers – 2011-2012 Bradenton Marauders

EXECUTIVES

Jordan Kobritz – 1993-2000 Daytona Cubs, 2015 – Present Director and
Limited Partner Charlotte Stone Crabs
Tim Murphy – 1989-1995 Charlotte Rangers/Texas Rangers
Joe McDonald – 1965 – Present Major League Executive and Scout

MANAGERS

Manny Acta – 1988 Osceola Astros as Player, 1998-2000 Kissimmee Cobras

UMPIRES

Jerry Crawford – 1970 Florida State League Umpire

CLASS OF 2018

PLAYERS

Brian Cole – 2000 St. Lucie Mets
Ronald Jones – 1986 Clearwater Phillies
Gabe Kapler – 1997 Lakeland Tigers

MANAGER

Dennis Holmberg – 1990-93, 1996-97 Dunedin Blue Jays

UMPIRES

Jim McKean – 1970-71 Florida State League Umpire

LETTER FROM THE PRESIDENT



Dear Baseball Fans:

This season marks the 100th anniversary of the start of the Florida State League, and we welcome you to this historic season of professional baseball in the sunshine state.

The teams of the Florida State League look forward to providing you quality, affordable family entertainment in a clean and safe environment and we hope to see you several times throughout the summer.

Our 2019 All-Star Game will be played in Jupiter on June 15 and will be hosted by the Jupiter Hammerheads and Palm Beach Cardinals at Roger Dean Chevrolet Stadium.

On another note, the 2019 season will mark my final year as President of the Florida State League. After 32 years as part of this great league, I will be retiring. I want to personally thank all of the great fans and team personnel for making this experience such a special part of my baseball career.

We look forward to another great year of Florida State League baseball and we are so happy you have decided to join us at the ballpark.

Remember, the Florida State League is “Where the Major League Stars of Tomorrow Play Today”.

Kindest personal regards,



Ken Carson
President/Treasurer
Florida State League

The Florida State League – Where The Major League Stars of Tomorrow Play Today
3000 Gulf To Bay Boulevard, Suite 219, Clearwater, FL 33759 | 727-724-6146



2018 PLAYOFFS CHAMPIONSHIP CELEBRATION



2018 POSTSEASON STATS

Semifinals:

Daytona Tortugas win series 2-1

Game 1:.....	Clearwater	7	Daytona	6
Game 2:.....	Daytona	6	Clearwater	5
Game 3:.....	Daytona	5	Clearwater	3

Fort Myers Miracle win series 2-0

Game 1:.....	Fort Myers	3	Palm Beach	1
Game 2:.....	Fort Myers	3	Palm Beach	1

Finals:

Fort Myers Miracle win series 3-1

Game 1:.....	Fort Myers	3	Daytona	1
Game 2:.....	Fort Myers	12	Daytona	2
Game 3:.....	Daytona	6	Fort Myers	2
Game 4:.....	Fort Myers	8	Daytona	5






TABLE OF CONTENTS

Florida State League Directors.....	1
Florida State League Presidents/2019 Umpire Staff	2
Positions Finished/All Time Composite Standings	3
Regular Season Attendance Records	4
Club Yearly Attendance Records 1946 through 2018	5-7
Yearly Attendance Totals	7
Florida State League All-Star Game Sites and Attendance	8
Florida State League All-Star Teams.....	9
All-Star Games	10-29
Batting Champions.....	31
Home Run Champions	32
Runs Batted in Champions	33
Best Won Lost Record	34
Strikeout Leaders	35
Earned Run Average Leaders.....	36
2019 Game Starting Times	38
2019 Florida State League Schedule (April through September)	39-44
Bradenton Marauders	45
Charlotte Stone Crabs	46
Clearwater Threshers.....	47
Daytona Tortugas	48
Dunedin Blue Jays	49
Florida Fire Frogs.....	50
Fort Myers Miracle	51
Jupiter Hammerheads.....	52
Lakeland Flying Tigers.....	53
Palm Beach Cardinals	54
St Lucie Mets	55
Tampa Tarpons.....	56
Individual Batting Records	57
Club Batting Records.....	58-59
Individual Pitching Records	59-60
Twenty Game Winners	60-61
Nine Inning No Hit Games	61-62
Seven Inning No Hit Games	63-64
Club Pitching Records	65
Individual Field Records (1st, 2nd & 3rd Baseman).....	66-67
Shortstops/Outfielders.....	68
Catchers/Pitchers/Club Field Records	69
Yearly Final Standings	70-89
Composite Standings at Close of Season	91
2018 Florida State League All-Star Team	91
2018 Batting Leaders.....	92
2018 Pitching Leaders.....	92



FLORIDA STATE LEAGUE DIRECTORS



President - Treasurer - Chairman

Ken Carson

3000 Gulf to Bay Boulevard, Suite 219
Clearwater, FL 33759



Executive Vice President Executive Council

John Timberlake


Clearwater Threshers
601 North Old Coachman Road, Clearwater, FL 33765



Vice President - North Division

Ron Myers

Lakeland Flying Tigers
2301 Lakeland Hills Boulevard, Lakeland, FL 33805



Vice President - South Division Executive Council

Mike Bauer


Jupiter Hammerheads/Palm Beach Cardinals
4751 Main Street, Jupiter, FL 33458



Director - Executive Council

Jordan Kobritz

Director, Charlotte Stone Crabs



Legal Council

Steve Smith



Official Statistics

Baseball Advanced Media (BAM)

75 Ninth Avenue, New York, NY 10011



FORMER LEAGUE PRESIDENTS

Walter W. Rose	1919 to 1922
Al E. Lang	1923 to 1925
J. B. Asher	1926 to 1928
G. E. Gilliland, DeLand	January 26, 1936 to January 24, 1937
Henry Gray, Gainesville	January 24, 1937 to October 6, 1941
Al Combs, Gainesville	October 6, 1941 to June 5, 1946
E.L. Padgett, Daytona Beach	June 5, 1946 to November 3, 1946
Al Combs, Gainesville	November 3, 1946 to August 6, 1947
A. S. Herlong, Leesburg	August 6, 1947 to November 7, 1948
Jim Butler, Gainesville	November 21, 1948 to November 13, 1949
Earle Bussey, St. Augustine	November 13, 1949 to October 22, 1950
John Krider, Sanford	October 22, 1950 to February 8, 1953
Jack Dempsey, St. Augustine	February 8, 1953 to November 1, 1953
John Krider, Sanford	November 1, 1953 to November 24, 1957
Julian Jackson, Jacksonville Beach	November 24, 1957 to June 12, 1960
Herb Smith, St. Petersburg	June 12, 1960 to December 31, 1960
William McKechine Jr., Bradenton	January 1, 1961 to January 10, 1963
J.Roy Stockton, St. Petersburg	January 10, 1963 to October 13, 1963
George C. MacDonald Sr., Lakeland	October 13, 1963 to May 17, 1972
George C. MacDonald Jr., Lakeland	May 17, 1972 to December 31, 1989
Chuck Murphy, Daytona Beach	January 1, 1990 to February 21, 2015
Ken Carson, Dunedin	March 1, 2015 to Present

2019 FLORIDA STATE LEAGUE UMPIRE STAFF

Director - Dusty Dellinger
 Manager, Umpire Operations – Jess Schneider

PROFESSIONAL BASEBALL UMPIRE CORPORATION

9550 16th Street North
 St. Petersburg, FL 33716

MEDICAL COORDINATOR

Mark Stubblefield

EAP COORDINATOR

John O'Neill

FIELD EVALUATOR/INSTRUCTORS

Mike Felt
 Jorge Bauza
 Larry Reveal

Brian Sinclair
 Darren Spagnardi
 Tyler Funneman

Jay Pierce
 Clint Fegan
 Thomas Honec

NAME	AGE	HGT	WGT	2019	RESIDENCE
Acosta Mercedes, Harley*	25	5'11"	158	SAL	Sanchez Samana, DR
Benken, Jonathon*	25	6'3"	199	SAL	Lilburn, GA
Biarreta Castillo, Jhonatan	35	5'10"	176	FSL	Barquisimeto Lara VZ
Blome, Brandon	25	5'9"	165	FSL	Adairsville, GA
Dobson, Zachary	26	5'11"	154	FSL	Littleton, CO
Fernandez, Ben*	22	6'2"	222	SAL	Cape Coral, FL
Kelley, Dexter	28	6'3"	215	FSL	Fayetteville, GA
Koury, Jude*	25	6'0"	176	CAL	Youngstown, OH
Krupa, Louie	24	6'4"	194	FSL	Sault Ste Marie, MI
Velez Caminero, Kelvis*	23	5'9"	152	SAL	Ensenada, PR
Whiddon, Justin*	26	6'1"	159	SAL	Savannah, GA
Wilson, Dillon	26	6'5"	204	FSL	Clopton, AL

*First Season in FSL



2019 Record Book & Media Guide

FLORIDA STATE LEAGUE of Professional Baseball Clubs, Inc.

POSITIONS FINISHED 1936-2018

Club	Sea.	1st	2nd	3rd	4th	5th	6th	7th	8th	9th	10th	11th	12th	13th	14th
Baseball City	5	0	1	0	1	0	1	0	0	1	0	1	0	0	0
Bradenton	9	1	1	1	2	1	0	0	0	0	1	1	1	0	0
Brevard County	23	2	1	0	1	0	1	2	3	0	4	1	6	0	2
Charlotte	27	3	1	1	4	0	4	2	1	4	3	1	1	1	0
Clearwater	35	2	4	5	3	2	2	0	6	4	0	2	4	1	0
Cocoa	17	1	0	4	0	3	1	0	2	1	2	1	2	0	0
Daytona Beach	75	7	12	2	8	11	14	3	4	5	2	5	2	0	0
DeLand	16	2	3	3	2	1	2	2	0	0	0	1	0	0	0
Dunedin	35	5	5	3	1	3	4	1	1	3	5	1	1	1	0
Fort Lauderdale	32	6	3	1	4	6	3	1	0	3	2	2	0	1	0
Fort Myers	37	5	6	5	1	3	3	3	0	3	3	1	0	3	1
Gainesville	17	3	3	1	2	1	2	3	2	0	0	0	0	0	0
Jacksonville Beach	3	0	1	1	0	1	0	0	0	0	0	0	0	0	0
Jupiter	21	0	1	1	1	5	0	1	4	2	0	3	2	0	0
Key West	6	0	0	0	1	1	0	0	2	0	0	0	2	2	0
Kissimmee	18	1	1	1	1	0	1	2	3	2	0	0	4	1	1
Lakeland	59	3	2	6	5	4	1	8	7	7	8	4	2	1	1
Leesburg	21	1	1	1	3	3	3	5	2	1	1	0	0	0	0
Miami	30	4	3	1	5	0	3	2	2	1	5	0	1	1	2
Ocala	2	0	0	0	0	0	0	2	0	0	0	0	0	0	0
Orlando	31	6	2	5	3	3	2	3	6	1	0	0	0	0	0
Palatka	19	0	1	6	1	2	4	0	5	0	0	0	0	0	0
Palm Beach	16	1	1	1	2	2	4	1	0	0	2	1	1	0	0
Pompano Beach	8	0	0	1	0	1	2	1	2	1	0	0	0	0	0
St. Augustine	12	2	0	3	1	3	3	0	0	0	0	0	0	0	0
St. Lucie	31	2	2	3	1	3	5	6	2	0	1	4	1	0	1
St. Petersburg	46	8	5	4	8	6	3	4	1	0	2	3	0	2	0
Sanford	17	1	3	1	2	5	3	0	2	0	0	0	0	0	0
Sarasota	25	2	4	3	0	3	0	1	4	2	3	1	2	0	0
Tampa	57	8	4	7	11	7	5	5	2	2	1	3	0	0	0
Vero Beach	29	1	2	3	3	2	2	1	3	2	2	2	4	1	1
West Palm Beach	35	2	2	4	3	3	4	8	3	2	3	0	0	0	1
Winter Haven	26	0	4	1	0	2	2	3	4	2	3	0	0	2	3

ALL TIME COMPOSITE STANDINGS

CLUB	GAMES	WIN	LOST	PCT
Baseball City	678	350	328	.516
Bradenton	1,221	615	606	.504
Brevard County	3,109	1,433	1,676	.461
Charlotte	3,551	1,832	1,719	.516
Clearwater	4,735	2,316	2,329	.499
Cocoa	2,307	1,041	1,263	.452
Daytona Beach	9,923	5,020	4,903	.506
DeLand	2,168	1,136	1,029	.529
Dunedin	4,666	2,439	2,227	.523
Ft. Lauderdale	5,219	2,255	2,964	.522
Fort Myers	5,058	2,600	2,458	.514
Gainesville	2,240	1,113	1,121	.498
Jacksonville Beach	408	224	184	.549
Jupiter	2,886	1,398	1,489	.484
Key West	807	333	473	.431
Kissimmee	2,432	1,174	1,258	.483
Lakeland	7,798	3,764	4,034	.483
Leesburg	2,859	1,288	1,571	.451
Miami	4,085	1,972	2,113	.483
Ocala	266	106	160	.398
Osceola	129	48	81	.372
Orlando	4,231	2,136	2,095	.505
Palatka	2,489	1,166	1,323	.468
Palm Beach	2,192	1,107	1,085	.505
Pompano Beach	1,095	579	563	.484
St. Augustine	1,539	793	743	.516
St. Lucie	4,214	2,156	2,058	.512
St. Petersburg	6,600	3,359	2,976	.530
Sanford	2,231	1,127	1,101	.506
Sarasota	3,505	1,802	1,703	.481
Tampa	7,682	4,038	3,644	.526
Vero Beach	3,915	1,932	1,983	.481
West Palm Beach	4,745	2,401	2,344	.506
Winter Haven	3,530	1,616	1,914	.458

REGULAR SEASON ATTENDANCE RECORDS 1946-2018

CLUB	SEASONS	TOTAL	AVERAGE	HIGHEST	LOWEST
Baseball City	5	160,430	32,086	1988 - 63,746	1992 - 17,406
Bradenton	9	821,059	91,228	2013 - 109,845	2010 - 51,856
Brevard County	23	2,322,932	100,997	1994 - 144,688	2008 - 66,256
Charlotte	27	2,476,479	91,721	2017 - 120,685	2002 - 3,988
Clearwater	35	3,958,515	113,100	2017 - 200,201	1985 - 44,081
Cocoa	17	390,172	22,927	1977 - 36,473	1967 - 5,558
Daytona Beach	64	4,854,522	75,852	2008 - 164,007	1964 - 18,755
DeLand	10	340,069	34,007	1947 - 60,033	1970 - 16,357
Dunedin	34	1,639,571	48,223	1994 - 80,126	1978 - 17,165
Fort Lauderdale	32	1,605,454	50,170	1992 - 11,909	1963 - 28,222
Fort Myers	37	3,689,888	99,727	1984 - 137,553	1987 - 27,369
Gainesville	11	501,083	45,553	1947 - 89,763	1958 - 18,600
Jacksonville Beach	3	63,655	21,218	1952 - 23,210	1953 - 17,785
Jupiter	21	1,730,052	82,383	2018 - 69,095	2001 - 14,301
Key West	6	159,152	26,626	1971 - 44,499	1974 - 17,489
Kissimmee	18	748,799	41,600	2017 - 57,324	1996 - 29,482
Lakeland	59	2,135,119	36,188	2014 - 69,396	1971 - 4,395
Leesburg	16	427,031	26,689	1949 - 49,958	1968 - 8,214
Miami	30	1,673,858	55,795	1964 - 103,687	1989 - 14,972
Orlando	26	991,191	40,148	1948 - 61,500	1961 - 3,554
Palatka	15	360,574	31,643	1949 - 59,500	1960 - 17,330
Palm Beach	16	1,117,599	69,850	2006 - 105,122	2017 - 58,832
Pompano Beach	8	170,697	21,337	1972 - 33,507	1969 - 7,234
St. Augustine	6	285,215	47,536	1947 - 76,735	1950 - 27,796
St. Lucie	30	2,552,655	85,089	2017 - 132,359	1998 - 37,189
St. Petersburg	46	4,817,259	104,723	1989 - 202,383	1955 - 45,964
Sanford	11	373,272	37,339	1946 - 58,671	1960 - 15,633
Sarasota	24	1,233,182	51,383	1992 - 91,883	1965 - 26,999
Tampa	63	4,322,300	68,608	1997 - 149,191	1973 - 15,006
Vero Beach	29	2,011,082	69,348	1991 - 95,900	1995 - 42,702
West Palm Beach	35	3,011,734	71,198	1981 - 65,656	1968 - 13,387
Winter Haven	26	484,246	18,625	1987 - 30,711	1973 - 5,348





2019 Record Book & Media Guide

FLORIDA STATE LEAGUE of Professional Baseball Clubs, Inc.

CLUB YEARLY ATTENDANCE RECORDS 1946-2018

Baseball City	1988-63,746 <u>Grand Total</u> 160,430	1989-39,220	1990-18,884	1991-21,174	1992-17,406	
Bradenton	2010-51,856 2016-87,149	2011-103,978 2017-79,331	2012-101,528 2018-79,874	2013-109,845 <u>Grand Total</u> 821,059	2014-104,584	2015-102,914
Brevard County	1994-144,688 2000-130,950 2006-88,726 2012-89,512 <u>Grand Total</u> 2,322,932	1995-140,109 2001-118,307 2007-83,954 2013-97,238	1996-140,724 2002-89,480 2008-66,256 2014-78,645	1997-132,608 2003-83,314 2009-68,596 2015-78,373	1998-107,546 2004-98,430 2010-89,729 2016-85,032	1999-115,145 2005-101,847 2011-83,903
Charlotte	1987-100,238 1993-90,792 1999-42,119 2011-166,375 2017-120,685	1988-117,275 1994-75,821 2000-36,917 2012-117,417 2018-104,193	1989-122,060 1995-60,000 2001-31,312 2013-107,995 <u>Grand Total</u> 2,476,479	1990-122,478 1996-70,941 2002-23,988 2014-118,430	1991-97,399 1997-69,072 2009-171,314 2015-105,965	1992-92,996 1998-43,659 2010-171,450 2016-95,588
Clearwater	1985-44,081 1991-82,631 1997-97,687 2003-63,655 2009-169,559 2015-174,283	1986-53,824 1992-91,834 1998-73,300 2004-135,082 2010-172,716 2016-181,594	1987-55,370 1993-86,508 1999-70,147 2005-130,446 2011-177,117 2017-200,201	1988-50,456 1994-82,494 2000-83,895 2006-159,067 2012-117,297 2018-181,686	1989-68,591 1995-71,761 2001-76,406 2007-166,359 2013-172,151 <u>Grand Total</u> 3,958,515	1990-91,040 1996-75,118 2002-78,459 2008-168,637 2014-195,603
Cocoa	1951-24,393 1957-26,580 1969-24,010 <u>Grand Total</u> 390,172	1952-19,815 1958-16,563 1970-22,166	1953-23,824 1956-14,707 1971-24,628	1954-32,427 1966-10,286 1972-16,385	1955-34,808 1967-5,553 1977-36,437	1956-28,237 1968-28,923
Daytona Beach	1946-34,561 1952-58,305 1958-31,049 1964-18,755 1971-38,934 1980-50,162 1986-42,774 1997-86,704 2003-97,362 2009-147,921 2015-137,224	1947-51,661 1953-65,353 1959-33,777 1965-19,196 1972-52,331 1981-70,194 1987-54,132 1998-74,082 2004-110,223 2010-150,157 2016-112,053	1948-70,119 1954-38,709 1960-28,166 1966-19,190 1973-39,168 1982-97,037 1993-95,089 1999-62,491 2005-127,060 2011-154,557 2017-136,224	1949-73,756 1955-45,959 1961-29,490 1968-60,186 1977-30,011 1983-100,155 1994-96,756 2000-70,042 2006-147,677 2012-143,131 2018-120,728	1950-93,260 1956-34,168 1962-34,547 1969-46,974 1978-30,942 1984-102,510 1995-90,071 2001-105,606 2007-146,195 2013-146,049 <u>Grand Total</u> 4,854,522	1951-45,100 1957-44,897 1963-22,343 1970-31,371 1979-50,109 1985-30,736 1996-97,098 2002-72,655 2008-164,007 2014-143,273
DeLand	1946-37,009 1952-28,195	1947-60,033 1953-23,100	1948-37,871 1954-23,738	1949-42,950 1970-16,357	1950-38,469 <u>Grand Total</u> 340,069	1951-32,347
Dunedin	1978-17,165 1991-67,040 1997-54,544 2003-42,752 2009-35,683 2015-52,659	1979-36,676 1992-74,983 1998-60,485 2004-36,844 2010-36,892 2016-50,593	1987-20,905 1993-77,382 1999-51,819 2005-40,479 2011-43,148 2017-38,956	1988-33,540 1994-80,126 2000-35,184 2006-27,529 2012-53,04 2018-30,569	1989-41,231 1995-65,764 2001-47,514 2007-48,326 2013-50,695 <u>Grand Total</u> 1,639,571	1990-65,348 1996-66,567 2002-47,717 2008-48,321 2014-60,044
Fort Lauderdale	1962-49,340 1968-29,108 1974-70,147 1980-78,447 1986-43,316 1992-111,909	1963-28,222 1969-40,590 1975-43,600 1981-56,507 1987-50,074 1993-28,240	1964-40,069 1970-51,063 1976-52,290 1982-62,686 1988-43,885 <u>Grand Total</u> 1,605,454	1965-50,897 1971-33,952 1977-47,003 1983-45,415 1989-43,307	1966-37,313 1972-59,008 1978-58,226 1984-50,201 1990-34,826	1967-38,302 1973-46,872 1979-76,762 1985-52,515 1991-51,362
Fort Myers	1978-65,574 1984-137,553 1994-95,688 2000-116,041 2007-115,647 2014-119,102 <u>Grand Total</u> 3,689,888	1979-59,194 1985-46,163 1995-78,431 2001-98,514 2008-124,749 2015-133,817	1980-55,927 1986-42,083 1996-77,181 2002-109,293 2010-112,733 2016-124,273	1981-59,150 1987-27,369 1997-88,266 2004-96,150 2011-122,328 2017-121,438	1982-101,597 1992-105,578 1998-107,110 2005-112,272 2012-121,452 2018-123,882	1983-124,259 1993-95,054 1999-108,074 2006-116,397 2013-121,832
Gainesville	1946-41,049 1952-9,623 <u>Grand Total</u> 501,083	1947-89,763 1955-46,761	1948-79,241 1956-30,408	1949-84,718 1957-22,052	1950-47,900 1958-18,600	1951-30,968
Jacksonville Beach	1952-23,210	1953-17,785	1954-22,660	<u>Grand Total</u> 63,655		

CLUB YEARLY ATTENDANCE RECORDS 1946-2018

Jupiter	1998-94,155 2004-95,903 2010-67,614 2016-59,306	1999-105,037 2005-88,580 2011-82,071 2017-69,064	2000-98,781 2006-95,656 2012-43,337 2018-69,095	2001-114,301 2007-82,386 2013-64,813 Grand Total 1,730,052	2002-103,640 2008-68,585 2014-71,713	2003-90,080 2009-68,741 2015-67,194
Key West	1969-42,829 Grand Total 159,152	1971-44,499	1972-18,228	1973-18,019	1974-17,489	1975-18,088
Kissimmee	1985-38,082 1991-48,341 1997-37,989 Grand Total 748,799	1986-36,135 1992-49,857 1998-41,941	1987-38,068 1993-51,527 1999-33,789	1988-44,023 1994-38,496 2000-29,650	1989-53,566 1995-41,091 2017-57,324	1990-46,421 1996-29,482 2018-33,017
Lakeland	1953-21,408 1964-15,935 1972-27,055 1978 58,067 1984-36,107 1990-57,967 1996-24,165 2002-21,503 2008-52,305 2014-64,396 Grand Total 2,135,120	1954-41,808 1967-8,590 1973-12,662 1979-54,017 1985-50,229 1991-51,464 1997-21,198 2003-30,832 2009-49,569 2015-61,328	1955-28,130 1968-8,335 1974-27,824 1980-46,001 1986-53,147 1992-56,951 1998-35,693 2004-32,301 2010-64,010 2016-20,387	1960-26,522 1969-8,667 1975-22,281 1981-43,490 1987-61,255 1993-25,248 1999-36,092 2005-33,265 2011-62,324 2017-52,191	1962 28,343 1970-15,524 1976-55,397 1982-47,175 1988-53,818 1994-21,996 2000-23,937 2006-32,179 2012-59,589 2018-49,551	1963-14,027 1971-4,395 1977-60,154 1983-49,220 1989-54,409 1995-21,635 2001-21,280 2007-48,653 2013-60,011
Leesburg	1946-42,271 1952-17,653 1965-12,746	1947-42,610 1953-17,000 1966-30,567	1948-38,335 1956-22,971 1967-24,161	1949-49,958 1957-25,254 1968-8,214	1950-30,302 1960-16,541 Grand Total 427,031	1951-37,843 1961-10,605
Miami	1962-90,887 1968-85,572 1974-50,194 1980-44,368 1986-35,569 Grand Total 1,673,858	1963-75,349 1969-77,354 1975-52,106 1981-46,885 1987-35,934	1964-103,687 1970-74,235 1976-42,672 1982-44,774 1988-28,927	1965-71,964 1971-70,887 1977-41,605 1983-40,652 1989-14,972	1966-74,078 1972-86,683 1978-60,118 1984-38,313 1990-43,580	1967-72,581 1973-39,721 1979-41,313 1985-32,321 1991-56,557
Orlando	1947-49,581 1953-24,579 1959-27,633 1966-40,229 1972-50,332 Grand Total 991,191	1948-61,509 1954-57,309 1960-15,916 1967-51,753	1949-42,425 1955-46,370 1961-13,554 1968-54,166	1950-47,346 1956-24,758 1963-33,404 1969-60,888	1951-43,205 1957-26,581 1964-32,923 1970-51,931	1952-34,836 1958-17,615 1965-42,143 1971-40,220
Palatka	1946-45,133 1952-31,486	1947-45-997 1953-7,098	1948-33,085 1956-36,704	1949-59,500 1957-32,944	1950-22,481 Grand Total 360,574	1951-46,146
Pompano Beach	1967-7,234 1977-30,639	1970-14,759 1978-24,631	1971-23,994 Grand Total 170,697	1972-33,507	1973-14,343	1976-21,590
St. Augustine	1946-64,112 Grand Total 285,215	1947-76,735	1948-53,866	1949-55,797	1950-27,796	1952-6,909
Palm Beach	2003-68,210 2009-68,562 2015-67,108	2004-92,806 2010-64,767 2016-70,991	2005-98,841 2011-68,620 2017-58,832	2006-105,122 2012-73,954 2018-64,008	2007-77,805 2013-64,121 Grand Total 1,117,599	2008-66,073 2014-74,887
St. Lucie	1988-68,150 1994-67,999 2000-61,481 2006-100,518 2012-92,044 2018-98,823	1989-66,041 1995-80,734 2001-67,141 2007-100,646 2013-98,664 Grand Total 2,552,655	1990-65,597 1996-74,728 2002-78,564 2008-93,626 2014-94,650	1991-79,961 1997-69,210 2003-81,154 2009-95,598 2015-99,044	1992-66,899 1998-37,189 2004-85,991 2010-100,921 2016-96,556	1993-69,078 1999-40,928 2005-91,382 2011-105,379 2017-132,359
St. Petersburg	1955-45,964 1961-53,330 1967-74,889 1973-145,167 1979-157,669 1985-136,689 1991-155,946 1997-154,670	1956-49,230 1962-63,842 1968-73,047 1974-145,230 1980-124,350 1986-126,242 1992-121,763 1998-87,181	1957-55,588 1963-68,218 1969-69,400 1975-132,666 1981-116,477 1987-121,732 1993-123,275 1999-82,631	1958-73,798 1964-75,780 1970-104,485 1976-70,128 1982-132,629 1988-170,534 1994-108,283 2000-61,962	1959-119,424 1965-65,650 1971-110,444 1977-152,642 1983-150,358 1989-202,383 1995-100,055 Grand Total 4,817,259	1960-76,616 1966-69,644 1972-131,063 1978-154,833 1984-144,692 1990-190,146 1996-124,174
Sanford	1946-58,671 1952-38,360	1947-55,610 1953-37,378	1948-49,341 1955-35,301	1949-44,603 Grand Total 373,272	1950-34,719	1951-19,289



2019 Record Book & Media Guide

FLORIDA STATE LEAGUE of Professional Baseball Clubs, Inc.

CLUB YEARLY ATTENDANCE RECORDS 1946-2018

Sarasota	1963-48,136	1964-36,521	1965-26,999	1989-52,061	1990-51,775	1991-84,951
	1992-91,574	1993-91,883	1994-68,781	1995-65,223	1996-69,487	1997-69,813
	1998-43,219	1999-51,148	2000-47,491	2001-51,125	2002-57,365	2003-49,684
	2004-40,715	2005-28,122	2006-34,620	2007-38,313	2008-43,088	2009-33,788
	<u>Grand Total</u> 1,233,182					
Tampa	1957-46,601	1958-42,683	1959-89,068	1960-76,616	1961-32,027	1962-55,015
	1963-29,938	1964-58,759	1965-6,316	1966-39,882	1967-33,636	1968-45,359
	1969-38,367	1970-32,408	1971-46,990	1972-102,979	1973-15,006	1974-70,004
	1975-71,433	1976-104,021	1977-92,031	1978-90,058	1979-93,303	1980-87,660
	1981-61,758	1982-61,950	1983-64,754	1984-62,776	1985-60,764	1986-57,930
	1987-62,394	1988-55,900	1994-60,855	1995-48,598	1996-124,619	1997-149,191
	1998-110,341	1999-91,603	2000-97,839	2001-102,998	2002-75,061	2003-67,565
	2004-71,648	2005-78,200	2006-105-647	2007-123,829	2008-86,870	2009-92,671
	2010-99,736	2011-117,162	2012-112,668	2013-118,770	2014-111,521	2015-92,786
	2016-73,278	2017-93,823	2018-71,835	<u>Grand Total</u> 4,322,300		
Vero Beach	1980-80,063	1981-91,732	1982-70,798	1983-77,636	1984-81,453	1985-81,800
	1986-81,919	1987-82,676	1988-81,831	1989-87,178	1990-94,832	1991-95,900
	1992-79,555	1993-72,861	1994-68,903	1995-42,702	1996-76,196	1997-59,511
	1998-50,094	1999-50,838	2000-59,550	2001-49,177	2002-53,098	2003-57,339
	2004-66,945	2005-56,277	2006-64,985	2007-46,989	2008-47,944	
	<u>Grand Total</u> 2,011,082					
West Palm Beach	1955-35,583	1956-45,936	1965-27,514	1966-16,437	1967-19,733	1968-13,387
	1969-30,473	1970-50,620	1971-65,517	1972-73,836	1973-69,053	1974-107,790
	1975-125,568	1976-127,361	1977-118,306	1978-104,236	1979-125,213	1980-118,452
	1981-165,656	1982-143,840	1983-147,805	1984-134,771	1985-114,659	1986-97,481
	1987-110,633	1988-85,733	1989-84,316	1990-83,673	1991-105,787	1992-121,614
	1993-69,289	1994-72,097	1995-71,446	1996-76,172	1997-51,747	
	<u>Grand Total</u> 3,011,734					
Winter Haven	1946-14,448	1967-27,401	1969-17,876	1970-15,684	1971-13,543	1972-7,412
	1973-5,348	1974-6,006	1975-9,844	1976-12,480	1977-13,389	1978-13,922
	1979-28,002	1980-25,771	1981-21,133	1982-23,000	1983-24,585	1984-18,249
	1985-18,788	1986-21,486	1987-30,711	1988-27,746	1989-28,009	1990-23,008
	1991-20,323	1992-16,082	<u>Grand Total</u> 484,246			

YEARLY ATTENDANCE TOTALS

1946.....	375,471	1972.....	658,818	1997.....	1,133,210
1948.....	423,358	1973.....	405,359	1998.....	965,995
1949.....	453,707	1974.....	494,684	1999.....	941,861
1950.....	322,273	1975.....	475,586	2000.....	953,720
1951.....	279,291	1976.....	483,939	2001.....	883,681
1952.....	268,392	1977.....	622,253	2002.....	810,823
1953.....	237,525	1978.....	677,812	2003.....	842,303
1954.....	216,651	1979.....	722,258	2004.....	963,038
1955.....	318,876	1980.....	711,201	2005.....	985,878
1956.....	272,412	1981.....	732,982	2006.....	1,078,123
1957.....	280,477	1982.....	785,486	2007.....	1,079,102
1958.....	219,339	1983.....	824,839	2008.....	1,030,461
1959.....	319,719	1984.....	806,625	2009.....	1,117,363
1960.....	256,727	1985.....	706,827	2010.....	1,182,581
1961.....	190,852	1986.....	691,906	2011.....	1,296,962
1962.....	389,028	1987.....	851,491	2012.....	1,215,020
1963.....	319,637	1988.....	925,564	2013.....	1,212,184
1964.....	382,429	1989.....	957,344	2014.....	1,236,128
1965.....	393,101	1990.....	989,575	2015.....	1,172,695
1966.....	352,074	1991.....	1,018,836	2016.....	1,056,800
1967.....	356,599	1992.....	1,099,001	2017.....	1,160,428
1968.....	406,297	1993.....	976,226	2018.....	1,027,261
1969.....	464,662	1994.....	1,082,983	<u>Grand Total</u>52,125,962	
1970.....	480,603	1995.....	977,620		
1971.....	517,988	1996.....	1,126,652		

ALL-STAR GAME SITES & ATTENDANCE

YEAR	SITE	ATT	WIN	LOST	SCORE
1st - 1936	Daytona Beach	374	All Stars	Daytona Beach	25 - 2
2nd - 1939	Sanford	4,132	Sanford	All Stars	13 - 8
3rd - 1940	Sanford	2,681	All-Stars	Sanford	6 - 2
4th - 1941	Daytona Beach	1,116	DeLand	All Stars	7 - 3
5th - 1947	St. Augustine	2,091	Rookie All Stars	Veteran All Stars	8 - 5
6th - 1948	Orlando	902	Veteran All Stars	Rookie All Stars	4 - 0
7th - 1949	Gainesville	3,651	All Stars	Gainesville	5 - 2
8th - 1950	Daytona Beach	2,139	Daytona Beach	All Stars	9 - 1
9th - 1951	DeLand	1,869	DeLand	All Stars	5 - 1
10th - 1952	Sanford	2,762	North	South	3 - 2
11th - 1953	Sanford	1,498	North	South	2 - 1
12th - 1954	Daytona Beach	1,149	All Stars	Jacksonville	18 - 0
13th - 1955	Orlando	1,913	Orlando	All Stars	6 - 5
14th - 1956	Orlando	760	North	South	4 - 3
15th - 1957	Palatka	1,467	South	North	8 - 4
16th - 1958	St. Petersburg	1,632	St. Petersburg	All Stars	6 - 5
17th - 1959	Orlando	1,165	Orlando	All Stars	6 - 4
18th - 1960	Lakeland	1,061	All Stars	Lakeland	5 - 3
19th - 1964	Fort Lauderdale	1,526	All Stars (Tie)	Fort Lauderdale	3 - 3
20th - 1965	St. Petersburg	539	Nationals	Americans	4 - 1
21st - 1982	West Palm Beach	1,657	Southern	Northern	8 - 1
22nd - 1983	Daytona Beach	2,371	Northern	Southern	9 - 7
23rd - 1984	Vero Beach	3,749	Northern	Southern (10 Inn.)	4 - 1
24th - 1985	Fort Myers	991	East	West	5 - 2
25th - 1986	Osceola (Kissimmee)	2,385	American	National	6 - 1
26th - 1987	Winter Haven	2,609	National	American	2 - 1
27th - 1988	Clearwater	1,361	National	American	10 - 6
28th - 1989	St. Petersburg	3,362	American	National	9 - 2
29th - 1990	Dunedin	2,396	American	National	3 - 2
30th - 1991	Vero Beach	2,593	National	American	9 - 2
31st - 1992	West Palm Beach	5,047	Game was Rained-Out	N/A	N/A
32nd - 1993	St. Petersburg	3,114	National	American	4 - 3
33rd - 1994	St. Lucie	5,597	American	National	5 - 4
34th - 1995	Port Charlotte	3,587	National	American	7 - 3
35th - 1996	Brevard County	6,904	West	East	6 - 2
36th - 1997	Kissimmee	2,104	West	East	4 - 3
37th - 1998	Fort Myers	4,146	West	East	5 - 4
38th - 1999	Lakeland	4,423	East-West (Tie)	N/A	9 - 9
39th - 2000	Jupiter	5,342	East	West	3 - 1
40th - 2001	Fort Myers	4,126	East	West	4 - 3
41st - 2002	Dunedin	2,483	West	East	3 - 2
42nd - 2003	Fort Myers	4,629	East	West	4 - 2
43rd - 2004	Port St. Lucie	5,791	West	East	4 - 1
44th - 2005	Clearwater	5,547	West	East	6 - 4
45th - 2006	Lakeland	5,946	West	East	7 - 4
46th - 2007	Daytona	4,424	East	West	8 - 4
47th - 2008	Brevard County	3,402	East	West	3 - 1
48th - 2009	Fort Myers	5,069	North	South	6 - 4
49th - 2010	Brevard County	4,133	South	North	5 - 4
50th - 2011	Clearwater	5,134	North	South	5 - 3
51st - 2012	Charlotte	5,678	South	North	6 - 3
52nd - 2013	Dunedin	3,047	South	North	8 - 1
53rd - 2014	Bradenton	5,882	North	South	6 - 4
54th - 2015	St. Lucie	5,112	South	North	6 - 0
55th - 2016	Fort Myers	5,102	North	South	1 - 0
56th - 2017	Lakeland	3,553	North	South	5 - 2
57th - 2018	Tampa	5,764	North	South	5 - 0

57 Games Total Attendance 182,987 (3,210 Average)



2019 Record Book & Media Guide

FLORIDA STATE LEAGUE of Professional Baseball Clubs, Inc.

FLORIDA STATE LEAGUE ALL-STAR TEAMS

*There were no All Star Games played between 1961-1963 and 1966-1981. Honorary All Star teams were selected 1966-1981 by the League's General Managers, Field Managers, Official Scorers and Broadcasters. MOST VALUABLE PLAYER *

1967	POS	1968	1969	POS	1970
Murray, ORL	P	Willis, TAM	Moret, WTH	P	Hebert, MIA
Paul, WTH	P	Cleveland, STP	Gowell, FTL	P	Lueber, ORL
Oates, MIA	C	Johnson, COC	Ferguson, DAY	C	McDermott, DAY
Jorgensen, WTH	1B	Johnson, MIA	*Young, LAK	1B	Staton, LAK
Diaz, STP	2B	Martin, MIA	Barskt, LAK	2B	Stroman, WPB
Beckner, ORL	3B	Mairena, STP	Nelson, ORL	3B	Reitz, STP
Sugimoto, ORL	SS	Soderholin, ORL	Beniquez, WTH	SS	Garcia, ORL
Keough, LEE	OF	Crawford, TAM	Godby, TAM	OF	Calderena, STP
Hill, ORL	OF	Blessitt, LAK	Beasley, MIA	OF	Mangual, WPB
Stewart, STP	OF	Robert, ORL	Shoup, ORL	OF	Reinbeth, NHA
Plaza, STP	MGR	Scherger, TAM	Warner, ORL	MGR	Tracewski, LAK
1971	POS	1972	1973	POS	1974
Rautzhan, DAY	P	Allen, ORL	Gonzalez, STP	P	Keener, WPB
Hudson, MIA	P	Pena, MIA	Payne, TAM	P	Christenson, LAK
Senger, POM	C	Pasley, DAY	Goodman, WPB	C	Royster, MIA
Burney, DAY	1B	Baker, WTH		C	Shippy, LAK
Mixon, DAY	2B	Beerbower, MIA	Cage, KEY	1B	Murray, MIA
Collins, MIA	3B	Mankowski, LAK	Andrew, MIA	2B	Cuoco, MIA
Ferrer, DAY	SS	DeJesus, DAY	*Parrish, WPB	3B	Roenicke, WPB
*Fuller, MIA	OF	Vazquez, LAK	Johnson, KEY	SS	Cunningham, WPB
Easler, COC	OF	Phil yaw, DAY	Jones, FTL	OF	LeFlore, LAK
Burdick, TAM	OF	Rice, WTH	Burke, DAY	OF	Baldwin, LAK
Cniz, STP	UT	Busco, POM	Edwards, FTL	OF	Carrión, WPB
Krizmanich, FTL	UT	*Potter, STP	Bengston, POM	UT	Gonzalez, STP
Waslak, DAY	MGR	MacKenzie, POM	Overmire, LAK	UT	Rosseau, STP
1975	POS	1976	1977	POS	1978
Viebrock, TAM	P	Pekarcik, TAM	Preslay, MIA	P	Demnari, WPB
Caudill, STP	P	Niemann, FTL	Fulgham, STP	P	Gullickson, WPM
	P	Mayo, MIA	Clark, POM	P	Price, TAM
Gordorn, KEY	C	Murphy, LAK	Chris, LAK	P	Morley, FTM
UnLsoeld, TAM	C	Shippy, LAK	Ramos, WPB	C	Callahan, FTL
Chism, MIA	1B	Ramos, WPB	Keatley, POM	C	Gedman, WTH
Bernazare, WPB	2B	Chism, MIA	*Scoras, WPB	1B	Wells, DUN
Parrill, MIA	3B	Ireland, POM	Herr, STP	2B	Eatom, MIA
Templeton, STP	SS	*Whitaker, LAK	Perez, WPB	3B	McCann, FTM
Whiting, MIA	OF	Ramos, FTL	Hoffman, WTH	SS	Santana, FTL
Chew, KEY	OF	Michael, LAK	McMullen, WPB	OF	*Milner, TAM
Norman, TAM	OF	Edwards, MIA	Penniall, STP	OF	Housholder, TAM
Gordorn, KEY	UT	Stenholm, FTL	Grandy, POM	OF	Johnson, WPB
*Rosseau, STP	UT	Boras, STP	Evans, WPB	UT	Webb, FTM
Krol, STP	MGR	Koza, WTH	Edwards, MIA	UT	Landrum, STP
1979	POS	NORTH 1980	Leyland, LAK	MGR	Leyland, LAK
Schrrer, TAM	P	Riggins, STP	SOUTH 1980	POS	1981
Ryder, FTL	P	Perry, DAY	Wickensheimer, VER	P	Fiorillo, TAM
Ojeda, WTH	P	Paris, DAY	Nelson, FTL	P	Westray, WPB
Boris, FTL	P	Dowless, TAM	Madden, VER	P	Williams, LAK
Christmas, TAM	C	Davis, STP	Hesketh, WPB	P	Nipper, WTH
Bjorkmann, STP	C	Sullivan, WTH	Buffamoyer, FTL	C	Lepel, WPB
Thompson, DUN	1B	Laga, LAK	Sobbe, VER	C	Hall, WTB
Rivas, STP	2B	Doyle, STP	Craig, VER	1B	Gerris, FTM
Esasky, TAM	3B	Johnson, LAK	*Johnson, WPB	2B	Hundhammer, WTH
Ripken, MIA	SS	Wherry, DAY	Atkinson, FTM	3B	*Tartabull, TAM
Denman, MIA	OF	*Ray, DAY	Wellman, FTM	SS	Beltran, DAY
Graham, WTH	OF	Redus, TAM	Brewer, FTM	OF	Davis, FTM
Moseby, DUN	OF	Watkins, WTH	Brewer, VER	OF	Fields, LAK
Herring, TAM	UT		Jordan, FTL	OF	Amelung, VER
Santana, FTL	UT			UT	Hudler, FTL
Johnson, FTM	DH	Sandberg, WTH		UT	Young, MIA
Slider, WTH	MGR	Alfonso, DAY	George, WPB	DH	Brewer, FTM
Balboni, FTL			Murphy, FTM	MGR	Murphy, FTM

ALL-STAR GAMES

Twenty-First Game at West Palm Beach, July 24, 1982

NORTHERN	AB	R	H	RBI	SOUTHERN	AB	R	H	RBI
Ciampa, cf, WTH	4	0	1	0	Espy, cf, VER	5	2	2	0
Maecham, ss, STP	0	0	0	0	Damon, 2b, WPB	5	2	1	1
Rincones, ss, TAM	2	0	0	0	Pederson, 1b, VER	4	2	2	0
Bullock, rf, DAY	4	0	1	0	Demeter, lb, FTL	3	0	1	2
Davis, dh, DAY	4	0	1	0	Tovar, rf, MIA	1	0	0	0
Gainey, 1b, DAY	2	0	0	0	Jordan, rf, FTL	3	0	1	1
Simmons, 1b, LAK	1	0	0	0	Bryant, dh, VER	4	0	1	0
Fousslanes, 3b, LAK	3	1	1	0	Weislak, 3b, WPB	4	0	0	1
Dodson, 1b, WTH	2	0	1	0	Fimple, c, VER	2	0	0	0
Earl, 2b, LAK	3	0	0	0	Bradley, c, FTL	3	0	0	0
Padia, c, TAM	2	0	0	0	*Salazar, ss, WPB	3	1	3	0
Lowrey, c, LAK	1	0	0	0	Remielak, ss, MIA	1	0	1	0
TOTALS	28	1	5	0	TOTALS	38	7	12	5

NORTHERN 000 000 010-1 GW-RBI: John Damon; E. Meacham Bullock Smith; DP: SO-1;
 SOUTHERN 000 043 01x-8 LOB: No.-3; SO-1; 2B: Ciampa, Fousslanes Bryant; SB: Dodson,
 Pederson, Damon; Sacrifice Demeter.

NORTHERN	IP	H	R	ER	BB	SO	SOUTHERN	IP	H	R	ER	BB	SO
Bolton, WTH	3	3	0	0	1	2	Tewksbury, FTL	2	2	0	0	1	2
Ferrante, DAY (L)	1 ² / ₃	3	4	4	2	2	Ferreira, FTM (W)	3	0	0	0	1	2
Gnacinski, WTH	2 ¹ / ₃	4	3	2	1	1	Alexander, VER	2	1	0	0	1	2
Smith, TAM	1	2	1	1	0	2	Wong, FTM	1	0	0	0	0	1

HBP: Weislak by Ferrante; WP: Gnacinski, George; T.-2:42; ATT.-
 1,657 Umpires: Corrigan, Donahue, Sylvester, Migliorato

Twenty-Second Game at Daytona Beach, July 16, 1983

NORTHERN	AB	R	H	RBI	SOUTHERN	AB	R	H	RBI
Walker, cf, DAY	2	0	0	0	Barrett, 3b, FTL	3	0	0	0
Burke, rf, DAY	5	1	2	2	Candaele, 2b, WPB	5	1	2	0
Braun, dh, DAY	4	1	2	2	Francis, cf, MIA	5	1	2	0
Pratt, 1b, TAM	5	0	1	0	Destrade, 1b, FTL	3	0	0	0
Carpenter, 1b, DAY	3	0	0	0	Bryant, rf, VER	3	1	1	0
Hall, 3b, TAM	3	1	1	0	Hansen, c, FTM	3	1	2	2
Wallace, c, STP	2	1	0	1	Neal, 1b, FTM	4	0	3	1
Pittaro, 2b, LAK	4	0	1	0	Newsom, dh, VER	3	0	0	1
Luther, ss, STP	4	2	3	1	Scott, ss, FTL	3	1	2	2
*Benzinger, cf, WTH	2	2	2	3	White, 3b, VER	2	0	0	0
Delgado, 3b, DAY	1	1	1	0	Pasqua, rf, FTL	2	1	1	1
Williams, c, LAK	0	0	0	0	Cecchini, C, WPB	1	1	1	0
TOTALS	35	9	13	9	TOTALS	37	7	14	7

NORTHERN 100 100 35x-9 GW-RBI: Burke; E-None; DP: SO-1; NO-4; LOB: SO-6, NO-7; 2B
 SOUTHERN 202 001 020-7 Francis 2, Scott, Braun, Pratt, Delgado; 3B-Benzinger 2, Hall;
 HR Scott, Pasqua, Braun; SB-Walker, Candaele, Neal, Newsom

NORTHERN	IP	H	R	ER	BB	SO	SOUTHERN	IP	H	R	ER	BB	SO
Ferguson, TAM	2	3	2	2	3	3	Rijo, FTL	1	2	1	1	0	0
Martin, STP	3	4	2	2	0	0	Wyatt, FTM	2	1	0	0	1	1
Hogan, DAY	2	2	1	1	0	1	St. Claire, WPB	2	2	1	1	0	1
Hernandez, DAY(W)	1	4	2	2	0	1	Montalvo, VER	2	3	2	2	1	1
Boever, STP(S)	1	1	0	0	1	1	Gilbreath, WPB(L)	1	5	5	5	1	1

WP-Wyatt; T.-2:26; Att.-2,371.

UMPIRES: Long, Taylor, Whitehead, Gorman



2019 Record Book & Media Guide

FLORIDA STATE LEAGUE of Professional Baseball Clubs, Inc.

ALL-STAR GAMES

Twenty-Third Game at Vero Beach, July 7, 1984

NORTHERN	AB	R	H	RBI	SOUTHERN	AB	R	H	RBI
Rood, ss, DAY	5	0	1	0	Kirby, cf, VER	3	0	1	0
Walewander, 2b, LAK	4	1	1	0	Ficklin, rf, FTL	3	0	0	0
Jones, 1b, TAM	5	1	2	0	Hocutt, lb, WPB	3	0	0	0
Birriel, 1b, WTH	2	0	0	0	Moore, lf, WPB	1	0	0	0
Burke, rf, DAY	4	0	0	0	Castro, c, MIA	2	0	0	0
D.Williams, cf, WTH	5	0	3	1	Newsom, ss, VER	2	0	0	0
Treadway, 3b, TAM	4	0	1	1	Richardson dh, FTM	4	0	1	0
McGriff, c, TAM	2	0	0	0	Brassil, 3b/ss, MIA	3	0	0	0
M.Williams, dh, LAK	2	0	0	0	Corman, 2b, MIA	3	0	0	0
*Pevey, 1b, STP	3	2	2	2	Beringhele, 1b, VER	2	0	0	0
Wine, c, DAY	0	0	0	0	Cecchini, c, WPB	2	1	1	0
Stellern, dh, DAY	1	0	0	0	Hamilton, 3b, VER	2	0	1	0
TOTALS	37	4	10	4	TOTALS	30	1	4	0

NORTHERN 000 000 001 3-4 GW-RBI: Pevey;E-Wine,Torres;DP-None;LOB: No-8, So-3;
SOUTHERN 000 000 010 0-1 3B-Pevey;SB-Walewander, Burke,D.Williams;S-Stellern, Ficklin

NORTHERN	IP	H	R	ER	BB	SO	SOUTHERN	IP	H	R	ER	BB	SO
Hawley, TAM	2	0	0	0	0	1	McClain, MIA	3	1	0	0	0	2
Sellers, WTH	2	2	0	0	0	1	Kinns, WPB	2	0	0	0	2	1
Mathews, DAY	2	0	0	0	1	2	Plunk, FTL	2	1	0	0	0	2
Torres, WTH	2	2	1	0	0	2	McCullers, MIA	1	1	0	0	0	1
Montgomery, TAM (W)	2	0	0	0	2	2	Huber, WPB (L)	2	7	4	4	1	0

(W) Montgomery HBP-Wine by McCullers; PB-Cecchini T.-2:24;
ATT. -3,749 UMPIRES: Taylor, Long, Hickox, McDougall

Twenty-Fourth Game at Fort Myers, July 13, 1985

EAST	AB	R	H	RBI	WEST	AB	R	H	RBI
Young CF	4	0	0	0	Hurman CF	4	1	1	0
Weinberger CF	2	0	0	0	Reed SS	3	0	1	1
Daugherty 1B	5	2	2	1	Pevey C	1	0	0	0
*Buhner RF	4	1	3	2	Loy C	2	0	0	1
Camelo LF	5	1	1	0	Berge LF	4	0	0	0
Caminiti 3B	2	0	1	1	Seltzer 2B	4	0	1	0
Richardson 3B	1	0	0	0	DeAngelis, DH	4	0	1	0
Ching DH	3	0	0	0	Walewander 2B	2	0	1	0
Lydon C	1	0	0	1	Oliver 1B	2	0	1	0
Sezleky C	0	0	0	0	Harris 3B	3	0	1	0
Afenir C	1	0	0	0	Johnson RF	3	1	1	0
Martinez 2B	4	0	0	0	Arzola RF	1	0	0	0
Francois SS	3	1	1	0					
TOTALS	35	5	8	5	TOTALS	33	2	8	2

EAST 001 100 300-5 GW-RBI: Buhner; E-Dersin, Reed, George; LOB: E-8, W-8; DP-
WEST 101 000 000-2 E-I, W-1; 2B-Daugherty, Camelo, DeAngelis, Johnson, Reed;
3B-Francois; DH-Buhner; SB-Caminiti; S F-Loy

EAST	IP	H	R	ER	BB	SO	WEST	IP	H	R	ER	BB	SO
Dersin (W)	3	4	2	1	0	4	S. Malden (L)	2	4	3	3	0	2
Mallicoat	3	2	0	0	1	4	Araujo	2	3	2	1	2	0
George	1	0	0	0	0	0	Rodiles	1	1	0	0	0	1
Young	1	0	0	0	0	0	M. Malden	2	0	0	0	1	3
Baker	1	2	0	0	0	0	Dalton	1	0	0	0	1	1
							Gray	1	0	0	0	0	3

HB - Lydon by Araujo; T.-2:12; ATT. - 991
UMPIRES: Clark, Gorman, Hickox, O'Connor

ALL-STAR GAMES

Twenty-Fifth Game at Osceola, June 28, 1986

AMERICAN	AB	R	H	RBI	NATIONAL	AB	R	H	RBI
Threadgill L-RF	4	0	0	1	Cole CF	5	1	1	0
Turner SS	5	2	2	0	Reboulet 2B	2	0	1	0
Anderson CF	5	1	3	0	Berry	2	0	0	0
*Alvarez 3B	5	2	5	5	Arnold C	1	0	0	0
Scott 1B	5	0	2	0	Jones RF	4	0	1	0
Higgins RF	5	0	2	0	Johns 1B	2	0	0	0
Lotzar LF	1	0	0	0	Lopez 1B	1	0	0	0
Juenke DH	2	1	1	0	Brock LF	2	0	0	0
Strange DH	2	0	0	0	Riley LF	2	0	1	0
Rowland	4	0	1	0	McConnell 3B	1	0	0	0
Hawkins C	3	0	1	0	Fishel 3B	2	0	0	0
Gonzalez C	2	0	0	0	Fortenberry DH	4	0	0	0
TOTALS	41	6	17	6	TOTALS	32	1	4	0

AMERICAN 101 NATIONAL 100 103 000 000-6 000-1 GW-RBI:Alvarez; E,Scott; LOB: A-12, N; DP: A-1, 2B Jones; HR-Alvarez2; SB-Turner, Cole2, Reboulet; SF-Threadgill.

AMERICAN	IP	H	R	ER	BB	SO	NATIONAL	IP	H	R	ER	BB	SO
Harrison	1	1	1	0	1	2	Rather	2	3	1	1	2	2
Vasquez (W)	2	1	0	0	1	0	Fischer (L)	2	4	2	2	0	2
West	1	0	0	0	1	0	Arnold	1	2	0	0	1	0
Guercio	1	1	0	0	0	2	Lono	1	5	3	3	0	1
Meadows	1	0	0	0	0	1	Lopez	1	0	0	0	0	0
Ellis	1	0	0	0	1	2	Fassero	1	3	0	0	0	1
Perkins	2	1	0	0	0	0	Jefferson	1	0	0	0	0	0

WP-Rather,West,PB Hawkins; HBP-Lopezby Meadows; T-2:53; Att-2,385

Twenty-Sixth Game at Winter Haven, June 27, 1987

NATIONAL	AB	R	H	RBI	AMERICAN	AB	R	H	RBI
James, CF, OSC	4	0	2	0	Jackson,CF, WTH	5	0	2	0
*Richardson,2B, TAM	5	1	3	1	Garrison,2B, DUN	5	0	0	0
Mendez, 1B, STP	5	0	1	0	Anderson, LF, LAK	4	0	0	0
Baldwin,LF, OSC	3	0	0	1	K. Mass, DH, FTL	2	0	0	0
Nunez, DH, STP	1	0	0	0	Millis, 3B, LAK	2	0	0	0
Howey,PH-DH, CLW	3	0	2	0	Shaw, 3B, FTL	3	0	1	0
Senne, RF, STP	5	0	0	0	T. Jones, 1B FTM	4	0	0	0
Fox, C, STP	1	1	1	0	Jeter, RF, DUN	2	0	0	0
Lambert, C, VER	1	0	0	0	Schulte, RF, FTM	3	1	1	1
G.Davis,PH-C,WPB	3	0	0	0	Leyritz,C, FTL	2	0	0	0
Batsole 3B, VER	4	0	1	0	Pratt, C, WTH	0	0	0	0
Lara, SS, STP	2	0	0	0	Bertolani, SS DAY	4	0	0	0
Huson, SS, WPB	2	0	0	0					
TOTALS	39	2	10	2	TOTALS	36	1	4	1

NATIONAL 010 AMERICAN 000 000 000 010-2 001-1 GW-RBI: Baldwin; E: Lara; DP-NL-2, AL-2; LOB: NL-8, AL-9; 2B: Richardson, Howey; HR: Schulte; SB: Fox;CS: Richardson; SF: Baldwin

NATIONAL	IP	H	R	ER	BB	SO	AMERICAN	IP	H	R	ER	BB	SO
Martinez, VER	1	0	0	0	0	1	Christopher, FTL	2	1	0	0	0	1
Sassone, STP	1	0	0	0	1	0	Hertzer, WTH	1	2	1	1	1	1
Punster, OSC	1	1	0	0	0	0	C. Jones, DUN	2	0	0	0	1	0
Hammond, TAM	2	1	0	0	2	1	Lankard, CHR	1	1	0	0	0	2
Harris, WPB	2	1	1	1	2	1	Ridenour, FTL	1	1	0	0	1	1
Meyer, OSC	2	0	0	0	0	0	Dedos, WTH	2	1	0	0	0	0
Mason, STP (W)	2	1	0	0	2	1	Wockenfuss, LAK (L)	2	4	1	1	0	0

T-2:56;Att-2,609 UMPIRES: DeLucis, Lucivausky, Fisher, Rapuano, Rodriquez, Brahan.



2019 Record Book & Media Guide

FLORIDA STATE LEAGUE of Professional Baseball Clubs, Inc.

ALL-STAR GAMES

Twenty-Seventh Game at Clearwater, June 25, 1988

AMERICAN	AB	R	H	RBI	NATIONAL	AB	R	H	RBI
Coyler, CF, LAK	4	1	3	0	Pena, 2B, STP	4	2	1	0
Rohrmeier, LF, TAM	5	1	2	1	Rhodes, CF, OSC	4	2	1	0
Sullivan, RF, TAM	3	1	1	2	*Vanderwal, LF, WPB	3	2	2	3
Fox, RF, LAK	1	1	1	1	Monell, LF, STL	2	0	1	1
Yan, 1B, DUN	3	0	0	0	Simms, 1B, OSC	4	4	4	4
Padilla, 1B, WTH	1	1	1	1	Hansen, 3B, VER	3	0	0	1
Garcia, DH, TAM	4	0	0	0	Morrison, DH, MIA	4	0	1	1
Sanchez, SS, CHR	3	1	0	0	White, RF, VER	4	1	1	0
Palmer, 3B, CHR	0	0	0	0	Polka, C, STL	1	1	0	0
J. Diaz, 3B, DUN	3	1	0	0	Rojas, C, VER	1	0	0	0
Clark, C, LAK	3	0	0	0	Natal, C, WPB	0	1	0	0
Escalera, C, BBC	1	0	0	0	Martinez, SS, VER	3	1	2	0
Carner, 2B, CHR	4	1	2	2	Villanueva, SS, STL	1	0	1	1
TOTALS	35	6	8	5	TOTALS	34	10	10	7

AMERICAN 030 300 000-6 GW-RBI:None;E-Hansen;DP:None;LOB AL-7,NL-5;2B:
 NATIONAL 300 500 02x-10 PenaVanderwalCoylerSullivan;SB:Coyler2,Sanchez, J. Diaz,
 Vanderwal, Martinez.

AMERICAN	IP	H	R	ER	BB	SO	NATIONAL	IP	H	R	ER	BB	SO
Lamie, CHR	2	5	3	3	0	2	Jacobson, WPB	1	1	0	0	1	2
Appier, BBC	1	0	0	0	1	2	Nichting, VER	1	2	3	3	2	2
Morrison, FTL (L)	1	1	4	4	3	0	Gross, STL	1	0	0	0	0	0
Manzanillo, TAM	1 ² / ₃	1	1	1	1	3	Talamantez, STL (W)	1	4	3	2	0	1
Vesling, LAK	2	0	0	0	0	3	Grovom, OSC	1	0	0	0	0	0
Everson, LAK	1	3	2	2	0	2	McClure, OSC	1	0	0	0	1	2
							Diez, MIA	1	0	0	0	0	3
							Cox, VER	1	0	0	0	0	1
							Limbach, CLR	1	1	0	0	0	0

HBP: Palmer by Nichting Natal by Everson; WP: Nichting, Jacobson,
 Morrison, Talamantez, Manzanillo 2; T-2:52, Att.-1,361
 UMPIRES: Brown , Brahan, Simonides, Fischer, Paylor, Romaniello

Twenty-Eighth Game at St. Petersburg, June 27, 1989

AMERICAN	AB	R	H	RBI	NATIONAL	AB	R	H	RBI
McCray CF	4	1	1	2	Diaz SS	5	0	0	0
*Cartaya SS	3	2	2	1	Griffin CF	5	0	1	0
Yan 1B	5	1	1	2	Donners 3B	1	0	0	0
Morrison DH	3	2	1	1	Bournigal 3B	2	1	1	0
Laurneano 3B	5	1	2	0	Rodriguez 1B	4	1	3	1
Aborano LF	2	0	0	0	Valdes 2B	2	0	0	0
Cabrera LF	2	1	1	0	Grotewold DH	2	0	1	1
Flaharty C	2	0	1	0	Jenkins RF	4	0	0	0
Baxter C	2	0	1	1	Fulton C	2	0	0	0
Henderson C	1	0	0	0	Gonzalez C	2	0	0	0
Hare RF	5	1	3	2	Vetcher LF	1	0	0	0
Burgos 2B	4	0	0	0	Johnson LF	2	0	1	0
					Barberie 1B	4	0	1	0
TOTALS	38	9	13	9	TOTALS	36	2	8	2

AMERICAN 202 010 400-9 E-Flaharty, Rodguez, Diaz, DP: A-1, N-1, LOB: A-5, N-8,2B:
 NATIONAL 000 002 000-2 Rodriguez, Laurneano, Hare 3,3B: Cartaya, Morrison, Rodriguez,
 HR: Yan, SB: Johnson, McCray, SF: Morrison

2019 Record Book & Media Guide

FLORIDA STATE LEAGUE of Professional Baseball Clubs, Inc.



ALL-STAR GAMES

Twenty-Eighth Game Continued ...

AMERICAN	IP	H	R	ER	BB	SO	NATIONAL	IP	H	R	ER	BB	SO
Cromwell (W)	1	1	0	0	1	2	Cormier (L)	2	3	2	2	0	4
Martel	1	0	0	0	1	0	Kline	1	2	2	2	0	2
Wapnick	1	1	0	0	0	1	Trice	1	0	0	0	1	1
Shaw	1	1	0	0	0	1	Miller	1	2	1	1	1	0
Manori	1	0	0	0	1	1	Thomas	1/3	4	4	4	2	1
Hentgen	2	3	2	2	0	2	Perez	2/3	0	0	0	0	0
Williams	1	1	0	0	0	1	Grater	1	0	0	0	0	1
Nelson	1	2	0	0	0	0	Poole	1	1	0	0	0	2
							Allen	1	1	0	0	1	1

HBP: MacCray by Kine, T-2:50; Att-2,362

Umpires: Bean, Casey, King, Powell, Walton, Winans

Twenty-Ninth Game at Dunedin June 26, 1990

NATIONAL	AB	H	R	RBI	AMERICAN	AB	H	R	RBI
Young 2B, VER	3	0	0	0	Brumfield CF, BBC	3	0	1	0
Mello 2B, WPB	1	0	0	0	Kent 2B, DUN	4	0	1	0
Faulk LF, WPB	3	0	1	1	O'Halloran DH, DUN	4	1	0	0
Riesgo 1B, STL	1	0	0	0	Cruz 1B, LAK	3	0	0	0
Zinter C, STL	1	0	0	0	Knoblauch RF, FTL	3	1	1	0
Massarelli C, OSC	1	0	0	0	Samson 3B, CHA	3	0	0	0
Makarewicz C, OSC	1	0	0	0	Townley C, DUN	0	0	0	1
Dozier D.J., STL	4	0	0	0	Rodriguez C, CHA	2	0	0	0
DeLoach RF, STP	4	0	0	0	Balthazer C, LAK	0	0	0	0
Trevino 3B, CLR	3	0	0	0	Kimberlin SS, LAK	3	0	0	0
May CF, STL	3	1	1	0	Ocasio SS, SAR	0	0	0	0
Millette SS, CLR	2	1	1	0	Tedder LF, SAR	3	1	1	0
					Jenkins LF, WHN	0	0	0	0
TOTALS	27	2	3	1	TOTALS	28	3	4	1

NATIONAL 001 020 000-3 E: Kimberlin, Riesgo, Millette, DP: A-1, LOB: N-4, A-3; 2B: Kent,
AMERICAN 011 002 00X-4 Knoblauch. May; SB: Riesgo 2, Faulk, SF: Townley

NATIONAL	IP	H	R	ER	BB	SO	AMERICAN	IP	H	R	ER	BB	SO
Freed, WPB	1	1	0	0	0	0	Ward, DUN	2	0	0	0	1	0
Johnstone, STL	1	1	1	1	0	1	Parnell, BBC	1	2	1	0	0	0
Taveras, VER	1	1	1	1	1	2	Krumm, LAK	1	0	0	0	2	3
Terri, VER	1	0	0	0	0	0	Cross, DUN	1	1	1	1	2	0
Kelley, MIR	1	0	0	0	0	0	*Manuel, CHA (W)	1	0	0	0	0	0
Borland CLR (L)	2/3	0	1	0	0	1	Stanford, FTL	1	0	0	0	0	0
Kerfut, MIR	1/3	0	0	0	0	1	Rivera, LAK	1	0	0	0	1	0
Dunnum, OSC	1	0	0	0	0	0	Timlin S, DUN	1	0	0	0	0	1
Biberdorf, VER	2/3	1	0	0	0	1							
Young, WPB	1/3	0	0	0	0	0							

Managers: National - Felipe Alou, WPB
American - Dennis Holmberg, DUN

WP: Taveras T-2:19 ATT: 2,396
Umpires: King, Hoffarth, Caraco, Kosciolk, Eddings, Nelson



2019 Record Book & Media Guide

FLORIDA STATE LEAGUE of Professional Baseball Clubs, Inc.

ALL-STAR GAMES

Thirtieth Game at Vero Beach June 29, 1991

AMERICAN	AB	R	H	RBI	NATIONAL	AB	R	H	RBI
Wilson CF, DUN	4	1	1	0	*Griffin CF, VER	5	2	4	3
Jordon 2B, FTL	3	0	2	0	Shackle RF, STP	0	0	0	0
Noriega 3B, FTL	1	1	0	0	Howard 2B, VER	4	0	1	2
Cepicky 1B, SAR	3	0	1	1	R. Cornelius PR, WPB	0	0	0	0
Greer DH, CHA	3	0	0	1	Lansing SS, MIR	2	1	0	0
Cravajal RF, FTL	2	0	0	0	Paulsen SS, CLR	3	1	1	0
Lukachyk RF, SAR	2	0	0	0	Lockett 1B, CLR	3	1	1	1
B.Cornelius LF, LAK	4	0	0	0	Hayden DH, MIR	3	0	0	0
Mendenhall SS, LAK	1	0	0	0	Brown DH, VER	2	0	0	0
Hiatt SS, BBC	1	0	0	0	Morrow RF, VER	3	0	1	1
Johnson C, FTL	1	0	0	0	Taylor LF, CLR	2	0	0	0
Neithammer C, CHA	2	0	0	0	Fordyce C, VER	2	1	2	0
Albright C, LAK	0	0	0	0	Ellis C, STP	2	0	0	0
					Pride LF, STL	3	1	1	0
					Brady 3B, CLR	1	2	0	0
TOTALS	27	2	4	2	TOTALS	35	9	11	7

AMERICAN 000 101 000-2 E-Jordan, Johnson; LOB-American 5, National 9 2B-Jordan,
 NATIONAL 100 122 30x-9 Cepicky, Wilson, Lockett, Fordyce, Morrow Griffin 2; SB-Griffin
 2, Lockett; RR Cornelius; SF-Greer, Cepicky, Howard

AMERICAN	IP	H	R	ER	BB	SO	NATIONAL	IP	H	R	ER	BB	SO
Munoz, FTL	1	2	1	1	0	1	Douma, STL	2	1	0	0	0	3
Menhart, DUN	1	2	0	0	0	0	Michno, MIR	1	0	0	0	0	1
Long, BBS	1	0	0	0	0	0	Mimbs, VER (W)	2	2	1	1	1	0
Bolton, SAR (L)	1	2	1	1	1	0	Logon, WPB	1	1	1	1	2	1
Shaw, BBC	1	2	2	1	0	0	Kilgo, WPB	1	0	0	0	0	1
Mongiello, SAR	1	1	2	2	2	2	Phillips, OSC	1	0	0	0	0	0
Batchelor, FTL	² / ₃	2	3	3	2	1	Vasquez, STL	1	0	0	0	0	2
Powers, WHN	1	0	0	0	0	1							
Braley, LAK	¹ / ₃	0	0	0	0	0							

Managers: National - Jerry Royster, VER
 American - John Lipon, LAK

HBP-Noriego by Phillips, Lockett by Long, Mendenhall by Mimbs,
 WP-Shaw, Phillips T-2.26 ATT. 2,593
 Umpires: Connors, DiDominic, Nelson, Eddings, Goryl, Randazzo

Thirty-First Game at West Palm Beach June 27, 1992

The 31st annual Florida State League All Star Game was cancelled at West Palm Beach after rain forced suspension of play in the bottom of the third inning Saturday night, June 27, 1992 with the National League All-Stars leading the American League All-Stars 4 to 0. Water was still standing in the outfield Sunday morning with more showers eminent, making resumption impossible. The attendance for the Saturday night game was 5,047. The players, coaches and umpires selected for the All-Star Game are listed below.

National All Star-Team

R Tavo Alvarez	WPB
R Jose Martinez	STL
R Jim Lewis	OSC
L Joesph Eischen	WPB
R John Kelly	STP
R Mike Freitas	STL
R Jim Dougherty	OSC
R Joe Roa	STL
L Ben Vanryn	VER
R Ben Gonzales	OSC

Position

PITCHER
P
P
P
P
P
P
P
P
P

American All-Star Team

R Domingo Jean	FTL
R Dario Perez	BBC
R Jose Lima	LAK
R Jeff Ware	DUN
L Richard Jordan	DUN
R Kyle Duey	DUN
L Brien Taylor	FTL
R Jason Bere	SAR
R John Gross	BBC
R Scott Ruffcorn	SAR

2019 Record Book & Media Guide

FLORIDA STATE LEAGUE of Professional Baseball Clubs, Inc.



ALL-STAR GAMES

Thirty-First Game Continued ...

National All-Star Team

Paul Ellis	STP
Ken Huckaby	VER
Troy Buckley	MIR
Jay Kirkpatrick	VER
Fernando Vina	STL
Chris Malinoski	WPB
Butch Huskey	STL
Brian Raabe	MIR
Rondell White	WPB
Vernon Spearman	VER
Pat Brady	CLR
Gerrod Davis	STL
Frank Jacobs	STL
Dave Jauss	WPB
Chuck Kniffin	WPB
Dave Tomlin	WPB
Sean Cunningham	WPB

Position

CATCHERS
C
C
INFELDERS
INF
INF
INF
OUTFIELDERS
OF
OF
OF
DH
MANAGER
COACH
COACH
TRAINER

American All-Star Team

Carlos Delgado	DUN
Michael Figga	FTL
Rogelio Nunez	SAR
Les Wallin	WHN
Craig Newkirk	CHA
Ron Howard	LAK
Howard Battle	DUN
Brandon Wilson	SAR
Rob Butler	DUN
Rudy Pemberton	LAK
Kinnis Pledger	SAR
Kerwin Moore	BBC
David Lowery	CHA
Rick Patterson	SAR
Kirk Champion	SAR
Pete Filson	BBC
Scott Johnson	SAR

Umpires: Scott Nance, Darren Goryl, Randy Wagner, Brian Gilbert, Kraig Sanders, Dominic DiDomenic

Thirty-Second Game at St. Petersburg June 26, 1993

AMERICAN	AB	R	H	RBI	NATIONAL	AB	H	R	RBI
Butler cf, DUN	2	0	0	0	Curtis cf, STL	3	0	1	0
Steverson ph, DUN	1	0	0	0	Demetral 2b, VER	3	0	0	1
Disarcina ss, SAR	3	1	0	0	Millan 2b, STL	0	0	0	0
Guggiana dh, CHA	4	1	2	0	Grable 3b, CLR	4	0	1	0
Bright rf, FTL	4	1	3	1	Nunez rf, DAY	4	1	1	0
Weinke 1b, DUN	4	0	2	1	Zuber 1b, CLR	4	0	1	0
Crespo 2b, DUN	2	0	0	0	*Cantu dh, STP	4	2	2	1
Auralia 2b, CHA	2	0	0	0	Horne lf, WPB	1	1	1	1
Coughlin lf, SAR	4	0	0	0	McNabb lf, OSC	2	0	0	0
Stynes 3b, DUN	4	0	0	0	Huckaby c, VER	1	0	1	0
Miller c, FTM	1	0	0	0	Hubbard c, DAY	1	0	0	0
Robledo ph, SAR	2	0	0	0	Moler c, CLR	2	0	1	1
					Alfonso ss, STL	3	0	0	0
Totals	33	3	7	2		32	4	9	4

American 000 003 000-3 E-Hubbaard, DP-American 1. American 5, Nationa 5.
National 001 200 001-4 2B-Nunez, Cantu, Bright, Weinke. SB-Cantu

AMERICAN	IP	H	R	ER	BB	SO	NATIONAL	IP	H	R	ER	BB	SO
Boehringer, SAR	1	0	0	0	0	0	Roberts, STL	1	0	0	0	0	0
R. Henderson, CHA	1	0	0	0	0	0	D. Henderson, WPB	1	0	0	0	0	1
Ellis, SAR	1	1	1	1	2	0	Anderson, OSC	1	0	0	0	0	1
Martinez, FTL	1	3	2	2	0	0	Linares, VER	2	2	0	0	0	1
Edmondson, LAK	1	0	0	0	0	0	Wallace, WPB	1	3	3	1	2	2
Phillips, DUN	1	2	0	0	0	1	Thomas, WPB	1	0	0	0	0	1
Kelley, LAK	1	1	0	0	0	0	Davis, STP	1	0	0	0	0	1
Weber, DUN	1	1	0	0	0	0	Lane (W) OSC	1	2	0	0	0	0
Gilberti (L), CHA	² / ₃	2	1	1	0	0							

T-2:01. Attendance-3,114

Managers: National - Bill Dancy, CLR,
American - Tommy Thompson, CHA

Umpires: Hughes, Sanders, Welke, Shrupp, Beaver, Riba



2019 Record Book & Media Guide

FLORIDA STATE LEAGUE of Professional Baseball Clubs, Inc.

ALL-STAR GAMES

Thirty-Third Game at Port St. Lucie June 25, 1994

AMERICAN	AB	R	H	RBI	NATIONAL	AB	R	H	RBI
Lawton lf, FTM	5	2	3	0	Shabazz cf, STP	4	0	0	0
Hinds 2b, TAM	3	0	0	0	Otanez 3b, VER	4	1	2	0
T. Thomas 2b, LAK	2	0	0	0	Stovall dh, STP	4	0	1	0
Friedman dh, SAR	3	2	2	1	Garcia rf, VER	3	1	0	0
Kennedy dh, CHA	1	0	0	0	Luzinski c, VER	2	1	1	3
*Kontorinis 1b, FTM	5	1	1	3	Erdman c, DAY	2	0	0	0
Romano 3b, TAM	3	0	0	0	Newstrom 1b, VER	3	1	0	0
B. Thomas rf, CHA	4	0	2	1	Doster 2b, CLR	3	0	1	0
Figga c, TAM	2	0	0	0	Agbayani lf, STL	2	0	0	0
Martinez c, DUN	2	0	1	0	Blasingame lf, CLR	2	0	2	0
Brock cf, LAK	2	0	0	0	Renteria ss, BRE	2	0	0	0
Murphy cf, DUN	1	0	0	0	Ordonez ss, STL	1	0	0	1
Sanchez ss, TAM	3	0	1	0					
Totals	36	5	10	5		32	4	7	4

American 100 130 000-5 DP-National 1. LOB-American 9, National 5.
 National 300 000 100-4 2B-Lawton, Friedman, Martinez. 3B-Lawton.
 HR-Luzinski, Kontorinis. SF-Ordonez.
 SB-Sanchez, Ordonez.

AMERICAN	IP	H	R	ER	BB	SO	NATIONAL	IP	H	R	ER	BB	SO
Rosengren, LAK	2	3	3	3	1	1	Ramirez, STL	3	2	1	1	0	3
Sodowsky, LAK	2	1	0	0	0	1	Pivaral, VER	1 2/3	4	3	3	1	3
Jersild, DUN	1	0	0	0	0	1	Lagarde, VER	1/3	1	1	1	1	1
Martin, CHA	1	0	0	0	0	2	Schorr, STL (L)	2	2	0	0	2	2
Moten, FTM (W)	1	2	1	1	1	1	Blazier, CLR	1	1	0	0	0	1
Daniels, DUN	1	0	0	0	0	0	Pettit, BRE	1	0	0	0	0	0
Gandarillas, FTM	1	1	0	0	1	1							

T-2:36. Attendance-5,597

Umpires: Welke, Riba, Wendelstedt, Taylor

HPB-by Schorr (Murphy). PB-Figga.
 Managers: National - Fredi Gonzalez
 American - Jake Gibbs

Thirty-Fourth Game at Port Charlotte June 24, 1995

AMERICAN	AB	R	H	RBI	NATIONAL	AB	R	H	RBI
Roberts dh, LAK	4	0	0	0	Lathan cf, VER	4	0	0	0
Patzke 2b, DUN	4	0	0	0	Morris 2b, DAY	2	0	1	0
Spencer lf, TAM	2	0	0	0	Pichardo dh/2b, STL	2	1	1	0
Braddy lf, SAR	2	1	2	0	Magee lf, CLR	3	1	1	0
Freeman 1b, LAK	4	1	1	1	Held 1b, CLR	4	1	1	1
Trammell rf, LAK	3	0	0	0	*Forkner 3b, KIS	4	1	3	1
Bierek 3b, TAM	2	0	0	0	Kingman dh, BRE	4	1	2	2
Tebbs 3b, SAR	2	0	1	0	Maxwell ss, DAY	4	1	1	1
Brown c, SAR	1	0	0	0	Reeves rf, BRE	2	0	0	0
Torres c, TAM	1	0	0	0	Samuels rf, DAY	2	1	1	2
Melhuse c, DUN	2	1	1	1	Marrero c, STP	1	0	1	0
Candelaria cf, DUN	3	0	0	0	Estalella c, CLR	1	0	0	0
Jackson ss, SAR	3	0	0	0	Cooney c, VER	2	0	0	0
Totals	33	3	5	2		35	7	12	7

National 000 200 005-7 E-Morris, Tebbs, DP-American 3, LOB-American 5, National 2.
 American 000 000 201-3 2B-Braddy, Held, Forkner, Kingham. HR-Melhuse, Samuels.
 SAC-MaGee; SB-Tebbs.

AMERICAN	IP	H	R	ER	BB	SO	NATIONAL	IP	H	R	ER	BB	SO
Davis, CHA	1	0	0	0	0	0	Nunez, BRE	1	0	0	0	0	0
Bowers, FTM	1	1	0	0	0	1	O'Malley, KIS	1 1/3	0	0	0	1	2
Barkley, SAR	1	1	0	0	0	1	Hilius, STL	1 2/3	0	0	0	0	2
Janzen, TAM	1 2/3	5	2	2	0	1	Pincavitch, VER	2	0	0	0	0	1
Hubbard, TAM	1/3	0	0	0	0	0	Matulevich, STP	2 1/3	3	2	1	1	0
Drews, TAM	1	0	0	0	0	0	Humphrey, KIS (W)	1 1/3	1	0	0	0	2
Bennett, SAR	1	0	0	0	0	0	Hart, DAY	1	1	1	1	0	1
Rios, TAM	1	0	0	0	0	1	Managers: National-Dave Trembley American-Jake Gibbs						
Buckles, CHA (L)	2 1/3	3	3	3	0	0	T-2:17. Attendance 3,587						
Norman, LAK	1/3	2	2	2	0	1	Umpires: Gnadt, Fredrickson, Pasch, Paternoster						

2019 Record Book & Media Guide

FLORIDA STATE LEAGUE of Professional Baseball Clubs, Inc.



ALL-STAR GAMES

Thirty-Fifth Game at Brevard County June 22, 1996

WEST	AB	R	H	RBI	EAST	AB	R	H	RBI
Murphy cf, CHA	4	1	1	1	Gibbs cf, VER	3	0	0	0
*Almanzar 2b, LAK	2	1	2	1	Cook rf, BRE	2	1	1	0
Polanco ph, STP	2	1	1	0	Fullmer lf, WPB	2	0	0	0
Royster lf, CLR	2	0	0	0	Hunter lf, STL	2	0	0	0
Sanders ph, DUN	2	0	0	0	Walker rf, DAY	2	0	0	0
Ward dh, LAK	4	0	0	0	Cline c DAY	2	0	1	1
Northeimer c, CLR	2	0	1	1	LoDuca c, VER	1	0	1	1
Melhuse c, DUN	1	0	0	0	Meluskey dh, KIS	4	0	0	0
Valentin c, FTM	1	0	0	0	Freeman 1b, DAY	4	0	1	0
Bierek rf, TAM	4	0	1	0	Lopez 3b, STL	4	0	0	0
Richard 1b, STP	4	1	1	0	Robles ss, KIS	2	0	0	0
Witt 3b, DUN	4	1	1	1	Carvajal ss, WPB	1	0	0	0
Morarity ss, FTM	3	1	0	0	Zorrilla 2b, STL	3	1	1	0
Totals	35	6	8	4		32	2	5	2

West 005 010 000-6 E-Cline, Freeman, Robles, Carvajal, Zorrilla, Dinyar. D-East 3. LOB-
 East 100 001 00x-2 West 3, East 5. 3B-Cline, Witt. SB-Almanzar. CS-Almanzar, Gibbs.

WEST	IP	H	R	ER	BB	SO	EAST	IP	H	R	ER	BB	SO
Corn, TAM	1	2	1	1	0	1	Phelps, WPB	2	1	0	0	0	1
Silva, CHA (W)	1	0	0	0	0	2	Mounce, KIS (L)	1	5	5	2	1	0
Escobar, DUN	1	0	0	0	0	0	Press, BRE	1	0	0	0	0	1
Whiteman, LAK	2	0	0	0	0	2	Gooch, STL	1	1	1	0	0	1
Dinyar, LAK	1	1	1	0	1	1	Speier, DAY	1	0	0	0	0	0
Hale, SAR	1	1	0	0	0	1	Alejo, BRE	1	1	0	0	0	0
Boyd, CLR	1	0	0	0	0	1	Neal, VER	1	0	0	0	0	0
Tessmer, TAM	1	1	0	0	0	2	Henriquez, KIS	1	0	0	0	0	1

Managers: East-Jon Debus, VER West-Al LeBoeuf, CLR
 Time: 2:11 Attendance: 6,904

Umpires: Barksdale, Rodriguez, Baldwin, Bauza

Thirty-Sixth Game at Kissimmee June 21, 1997

WEST	AB	R	H	RBI	EAST	AB	R	H	RBI
McDonald cf TAM	3	1	1	0	Porter cf, DAY	5	1	1	0
Jones lf FTM	3	0	0	0	Funaro ss, BRE	3	0	2	1
Allen lf FTM	2	0	1	0	*Beltre 3b, VER	3	1	2	1
Freire lb, LAK	2	0	1	0	Fernandez dh, WPB	4	0	1	0
Kapler rf, LAK	3	1	1	0	Tucker lb, VER	4	0	1	1
Morris 2b, CHA	2	0	1	1	Castro c, KIS	1	0	0	0
Brown 2b, TAM	2	0	0	1	Barrett ph, WPB	2	0	0	0
Samuel dh, TAM	4	0	0	0	Lopez c, STL	1	0	0	0
Liniak 3b, SAR	3	0	0	0	Alexander rf, KIS	4	0	1	0
Jimenez ss, TAM	3	1	0	0	Yard 2b, VER	2	0	1	0
King c, CHA	1	0	0	0	Miller 3b, STL	2	1	1	0
Pierzynski c,FTM	2	1	1	1	Stuckenschneider lf, VER	2	0	0	0
					Sell lf, VER	2	0	0	0
Totals	32	4	5	3		35	3	10	3

West 000 011 020-4 E-Pierzynski, Tucker, Barrett, Miller, Sell; DP-East 1. LOB-West 2,
 East 7. 2B-Kapler, Pierzynski, Porter, Beltre, Fernandez; SB-
 McDonald 2, Allen, Kapler, Jimenez, Beltre, Fernandez, Miller.
 SF-Funaro

WEST	IP	H	R	ER	BB	SO	EAST	IP	H	R	ER	BB	SO
Lee CHA	2	5	2	2	0	1	Duncan DAY	1	0	0	0	0	1
Callaway STP	1	1	0	0	0	2	Blanco KIS	1	0	0	0	0	2
Melendez LAK	1	0	0	0	0	2	Powell WPB	1	0	0	0	0	1
Manias STP	1	1	0	0	0	1	Yarnall STL	1	0	0	0	0	1
Haigler FTM	1	0	0	0	1	0	Johnson KIS	1	2	1	1	0	1
Mejia CLR (W)	1	2	1	0	0	2	DeWitt BRE	1	1	1	0	0	0
Daniels STP	1	1	0	0	0	2	Lisio STL	1	1	0	0	0	2
Niedermaier FTM (S)	1	0	0	0	0	3	Diorio KIS (L)	1	1	2	0	0	1
							Ricabal VER	1	0	0	0	1	2

Managers: East-Shoemaker, VER West-Evers, STP



2019 Record Book & Media Guide

FLORIDA STATE LEAGUE of Professional Baseball Clubs, Inc.

ALL-STAR GAMES

Thirty-Seventh Game at Fort Myers June 20, 1998

EAST	AB	R	H	RBI	WEST	AB	R	H	RBI
Ramirez cf, BRE	4	0	0	1	Sanchez cf, STP	5	1	3	1
Mota rf, VER	5	1	1	0	Sergio 2b, CHA	2	0	0	0
Lugo 2b/ss, KIS	4	1	2	0	McNamara 2b, CLR	2	0	1	0
Diaz 1b, VER	3	0	2	2	Tucci lf, DUN	2	0	0	0
Zuleta, dh, DAY	4	1	1	0	Wakeland lf, LAK	1	0	0	1
Huff lf, STL	3	0	1	1	Dransfeldt ss, CHA	3	1	1	0
Rico, lf, DAY	1	0	0	0	Zywica rf, CHA	2	1	1	0
Samboy 3b/2b, KIS	3	1	2	1	*Peterman 1b, FTM	4	1	2	2
King c, DAY	1	0	0	0	Blake 3b, DUN	4	1	1	0
Valera c, STL	1	0	0	0	Moeller c, FTM	1	0	0	0
Treanor c, BRE	1	0	0	0	Marsters c, CLR	2	0	0	0
Delarosa ss, JUP	3	0	1	0	Chevalier dh, SAR	2	0	0	0
Abreu 3b, DAY	1	0	0	0	Valencia ph, TAM	2	0	0	0
Totals	34	4	10	4		32	5	9	4

West 000 013 001-5 E-Rico, Westbrook, Lyons, Peterman, Mays; DP-East 2, West , LOB-East
 East 011 110 000-4 10, West 6; 2B-Mota, Lugo, Blake; HR Peterman; SF-Ramirez
 Wakeland,Mota, Lugo, Samboy, Sanchez; CS-Zuleta, Zywica

EAST	IP	H	R	ER	BB	SO	WEST	IP	H	R	ER	BB	SO
Nicholson, JUP	1	0	0	0	0	0	Davis, CHA	1	0	0	0	0	1
Robertson, KIS	1	1	0	0	0	0	Rutherford, CLR	1	3	1	1	0	0
Pumphrey, STL	1	1	0	0	1	0	Santos, LAK	1	2	1	1	0	1
Armas, JUP	1	0	0	0	0	2	Kinney, SAR	1	2	1	1	1	0
McKnight, KIS	1	1	1	1	0	1	Mays, FTM	1	1	1	1	2	0
Westbrook, JUP	1	3	3	0	1	1	Eaton, CLR	1	1	0	0	0	0
Lyons, STL	1	0	0	0	0	0	Mann, DUN	1	0	0	0	0	1
Mayo, VER	1	1	0	0	1	1	Kawabata, CLR	1	0	0	0	0	2
Ricketts, DAY (L)	2/3	2	1	1	0	1	Dickey, CHA (W)	1	1	0	0	1	0

Managers: East-Doug Sisson, JUP; West-James Byrd, CHA

Umpires: Packard, Dunlevy, Driskell, Goller
 Time: 2:28 Attendance: 4,146

Thirty-Eighth Game at Lakeland, June 19, 1999

EAST	AB	R	H	RBI	WEST	AB	R	H	RBI
Foster, cf, BRE	6	2	4	1	Lindsey, lf, LAK	4	1	1	0
Dina, rf, STL	2	1	1	0	Izturis, ss, DUN	5	0	0	1
Cole, rf, KIS	2	0	0	0	McNamara, 1b, CLR	2	0	0	1
Phoenix, lf, VER	5	1	2	1	Burkhart, 1b, SAR	1	1	0	1
Wigginton, 2b, STL	4	0	0	1	*Wells, cf, DUN	5	2	4	2
Hinske, 3b, DAY	4	1	1	1	LeCroy, c, FTM	2	0	1	0
Rolls,ph/2b, VER	2	1	1	0	Rivera, c, LAK	2	1	1	2
Nunnari, dh, JUP	4	1	1	0	Taveras, c, CHA	1	0	0	0
Gload, 1b, BRE	5	1	1	1	Espinal, 3b, SAR	5	1	1	0
Rose, c, KIS	2	0	0	0	Young, 2b, DUN	5	1	3	1
Reese, c, BRE	1	0	0	0	Phelps, dh, DUN	5	0	0	0
Ross, c, VER	2	0	1	1	Johnson, rf, SAR	4	2	1	0
Reding, ss, JUP	5	1	3	1					
Totals	44	9	15	7		32	5	9	4

East 022 210 020 0-9 E-Wigginton, Reese, Reding, Young 2; DP- East 1; LOB-East 8,
 West 200 006 010 0-9 West 10; 2B-Foster, Reding, Johnson; 3B-Phoenix; HR-Wells, Rivera, SF-
 Burkhardt; SB-Foster 3, Dina, Cole, Phoenix, Gload, Lindsey 2, Espinal,
 Young 2, CS-Dina, Reding, Young

EAST	IP	H	R	ER	BB	SO	WEST	IP	H	R	ER	BB	SO
Meyers, DAY	1	3	2	2	0	2	Sneed, DUN	1	1	0	0	0	2
Ireland, KIS	1	1	0	0	0	0	Duckworth, CLR	1	3	2	2	0	1
Blank, JUP	1	0	0	0	1	0	Duncan, CHA	1	2	2	2	1	2
Gonzalez, STL	1	0	0	0	0	1	Kawabata, CLR	1	2	2	1	0	1
Walker, STL	1	0	0	0	0	1	Lohse, FTM	1	1	1	1	0	1
Messman, KIS	1/3	4	5	5	1	1	Estrella, DUN	2/3	0	0	0	0	1
Brea, STL	2/3	1	1	1	2	1	Bleazard, DUN	1/3	0	0	0	0	0
Knotts, BRE	1	1	0	0	0	1	Flores, TAM	1	1	0	0	1	2
Husted, VER	1	2	1	1	0	0	Reyes, STP	1	4	2	2	1	3
Serrano, JUP	2	0	0	0	1	3	File, DUN	2	1	0	0	0	5

Managers: East-Luis Dorante, JUP West-Bill Dancy, CLR
 Time: 3:16 Attendance: 4,423

Umpires: Moser, Mattia, Glass, Rayder

2019 Record Book & Media Guide

FLORIDA STATE LEAGUE of Professional Baseball Clubs, Inc.



ALL-STAR GAMES

Thirty-Ninth Game at Jupiter, June 17, 2000

WEST	AB	R	H	RBI	EAST	AB	R	H	RBI
Torres, cf, LAK	4	1	2	0	Cole, cf, STL	2	0	0	0
Perez, Je, ss, DUN	4	0	1	0	Calloway, cf, JUP	2	0	1	0
Lawrence, c, DUN	3	0	0	1	Cepicky, lf, JUP	4	1	0	1
Rivera, c, LAK	1	0	0	0	*Snyder, 1b, STL	4	1	1	2
Mench, lf, CHA	3	0	1	0	Stratton, rf, STL	2	0	0	0
Soules, dh, TAM	4	0	1	0	Burns, dh, STL	3	0	1	0
Hafner, lb, CHA	2	0	1	0	Phillips, c, STL	0	0	0	0
Baker, 1b,ph,CHA	2	0	0	0	Chapman, c, KIS	1	0	0	0
Hudson, 3b, DUN	4	0	0	0	Kellner, c, VER	1	0	0	0
Perez, Jo, rf, CLR	4	0	0	0	Huffman, 3b, KIS	3	0	0	0
Salazar, 2b, FTM	4	0	0	0	Wlthan, ss, BRE	3	1	1	0
					Gallo, 2b, VER	3	0	0	0
Totals	35	1	7	1		28	3	4	3

West 100 000 000-1 E-Phillips, Gallo, LOB-West 9, East 4; 2B-Je Perez, Hafner, Jo Perez;
 East 000 000 03X-3 HR-Snyder, SB-Torres 2

WEST	IP	H	R	ER	BB	SO	EAST	IP	H	R	ER	BB	SO
Reith, TGAM	1	0	0	0	0	0	Redding, KIS	1	1	1	0	1	1
Pratt, CHA	1	0	0	0	0	3	Chiavacci, JUP	1	0	0	0	0	2
Harang, CHA	1	0	0	0	0	1	Vargas, BRE	1	1	0	0	0	1
Rivera, FTM	1	0	0	0	1	2	Clackum, BRE	1	1	0	0	0	0
Seberino, STP	1	0	0	0	0	1	Cook, STL	1	1	0	0	0	0
Lewis, CHA	1	0	0	0	0	1	Regalado, VER	1	1	0	0	0	2
Belovsky, SAR	1	1	0	0	1	1	Goetz, BRE	1	1	0	0	1	2
Hiles, CLR (L)	² / ₃	3	3	3	0	0	Wade, KISS (W)	1	1	0	0	0	2
Kingrey, DUN	¹ / ₃	0	0	0	0	1	Smyth, DAY	1	0	0	0	0	2

Managers: East-Dave Engle, STL West-Marty Pevey, DUN Umpires: Cricks, Reiningger, Durfee, Fairchild
 Attendance: 5,342

Fortieth Game at Fort Myers, June 16, 2001

EAST	AB	R	H	RBI	WEST	AB	R	H	RBI
Ruan, cf, JUP	5	0	0	0	Cadiente, cf, CHA	2	0	0	0
Schrager, 2b, DAY	2	1	0	0	McKinney, lf, DUN	2	0	0	0
Bledsoe, 1b, VER	3	0	0	0	Utley, 2b, CLR	3	0	0	0
Deschaine, ss, DAY	2	0	1	1	Kerrigan, 2b, SAR	1	0	0	0
Phillips, ss, JUP	1	0	0	0	Blalock, 3b, CHA	4	0	1	0
Gripp, 3b, DAY	4	0	0	0	Jones, lf, TAM	3	2	1	0
Padgett, dh, BRE	4	1	1	0	Garcia, 1b, SAR	3	1	2	1
Jorgensen, c, DAY	1	1	1	0	Torres, c, CHA	1	0	1	1
Kellner, c, VER	1	0	0	0	Parrish, c, TAM	2	0	1	0
St. Pierre, c, LAK	1	0	0	0	Cash, c, DUN	1	0	0	0
Jackson, rf, DAY	3	0	0	0	Brown, dh, TAM	4	0	0	1
Camilo, rf, LAK	1	0	0	0	Thompson, rf, DUN	4	0	1	0
*Redman, lf, STL	3	1	1	2	Machado, ss, CLR	4	0	0	0
Totals	31	4	4	3		34	3	7	3

East 001 020 201 000-4 4 0 E-Garcia, DP-West 1, LOB-East 6, West 6; 2B-Deschaine, Padgett,
 West 000 020 001 000-3 7 1 Jorgenson, Garcia; HR-Redman; SB-Schrager, Bledsoe, Deschaine

EAST	IP	H	R	ER	BB	SO	WEST	IP	H	R	ER	BB	SO
Procter, VER	1	0	0	0	0	1	Regilio, CHA	1	0	0	0	0	1
Traber, STL	1	2	2	2	1	1	Dean, DUN	1	1	0	0	0	0
Rodriguez, VER (W)	1	0	0	0	0	0	Dittfurth, CHA	1	1	1	1	1	2
Marx, LAK	1	1	0	0	1	0	Kubes, CLR (L)	1	1	2	0	2	1
Eppeneder, DAY	1	0	0	0	0	1	Montalbano, SAR	1	0	0	0	1	2
Van Hekken, LAK	1	2	1	1	0	0	Corona, FTM	1	1	1	1	0	1
Ferrari, BRE	1	0	0	0	0	0	Padilla, FTM	1	0	0	0	0	1
Perez, JUP	² / ₃	1	0	0	0	0	Runser, CHA	1	0	0	0	0	1
Parrish, VER	² / ₃	0	0	0	0	0	Martinez, TAM	1	0	0	0	0	2
Bess, LAK	² / ₃	1	0	0	0	1							

Managers: East- Bob Marino, VER West- Darryl Kennedy, CHA Umpires: Durfee, Roebuck, Johnson, Fernandez
 Attendance 4,126



2019 Record Book & Media Guide

FLORIDA STATE LEAGUE of Professional Baseball Clubs, Inc.

ALL-STAR GAMES

Forty-First Game at Dunedin, June 18, 2002

EAST	AB	R	H	RBI	WEST	AB	R	H	RBI
Reyes, J., ss, STL	4	0	1	1	Rich, D., 2b, DUN	2	0	0	0
Harris, B., 2b/3b, DAY	4	0	0	0	Martinez, R., 2b, CHA	1	2	1	1
Hannahan, J., 3B, LAK	2	1	1	0	Morban, J., ss, CHA	2	0	0	0
Garcia, D., 2b, STL	1	0	2	0	Perez, K., ss, SAR	2	0	0	0
Brazell, C., 1b, STL	4	0	1	0	Rabe, J. dh, FTM	4	0	3	1
Sadler, R., cf, DAY	4	0	0	1	Pond, S., 1b, DUN	4	0	0	0
Repko, J., rf, VER	3	0	0	0	Rios, A., rf, DUN	4	0	0	0
Acuna, R., rf, STL	0	0	0	0	Nix, L. lf, CHA	3	0	0	0
St. Pierre, M., c, LAK	2	0	0	0	Quiroz, Q. c, DUN	1	0	0	0
Jorgensen, R. c, JUP	1	0	0	0	Shoppach, K. c, SAR	1	0	0	0
Ackerman, S. c, BRE	1	0	0	0	Ruiz, C. c, CLR	2	0	0	0
Smith, W., lf, JUP	4	1	2	0	*Richardson, J., 3b, CLR	4	1	3	1
Detienne, D., dh, VER	3	0	1	0	Smith, W., cf, SAR	3	0	0	0
Totals	33	2	8	2	Totals	33	3	7	3

East 110 000 000-2 8 1 E-Sadler, Rix, DP-West 1, LOB-East 6, West 7; 2B-Rabe, Richardson
 West 000 001 011-3 7 1 Jorgensen, Garcia; HR-Martinez, Richardson; SB-Acuna, Smith, Martinez 2, Rabe.

EAST	IP	H	R	ER	BB	SO	WEST	IP	H	R	ER	BB	SO
Chipperfield, C., LAK	1	1	0	0	0	1	Kozlowski B., CHA	1	2	1	1	0	0
Marx, T., LAK	1	0	0	0	1	0	Wilson, C. J., CHA	1	2	1	1	0	1
Brown, A., VER	1	0	0	0	0	2	Buckholz, T., CLR	1	1	0	0	0	1
Henkel, R., JUP	1	0	0	0	0	2	Manning, C., TAM	1	2	0	0	0	2
Messenger, R., JUP	1	1	0	0	0	1	Echols, J., CHA	1	0	0	0	0	0
Flannery, M., JUP	1	2	1	1	0	1	Brooks, J., CLR	1	0	0	0	0	1
Cole, J., STL	1	1	0	0	0	0	Ogiltree, J., DUN	1	0	0	0	0	1
Hanrahan, J., VER	1	1	1	1	0	1	Kemp, B., FTM	2/3	1	0	0	0	0
Urdaneta, L., VER	1	1	1	1	0	0	Knowles, M., TAM	2/3	0	0	0	1	1
							Thompson, M., SAR	2/3	0	0	0	0	0

Mgrs: East-Gary Green, LAK West: Mitch Seano, TAM
 Attendance 2,483 Time: 2:06 Umpires: Estabrook, Judkowitz, Roberts, Causey

Forty-Second Game at Fort Myers, June 14, 2003

EAST	AB	R	H	RBI	WEST	AB	R	H	RBI
Reed, cf, JUP	3	0	0	0	Gonzalez, ss, CLR	1	0	0	0
Roman, rf, PMB	2	0	0	0	Adams, ph/ss, DUN	3	0	0	0
Lydon, lf, STL	4	0	0	0	Kelly, 3b, LAK	4	0	0	0
Gutierrez, rf/cf, VER	4	0	0	0	Mauer, c, FTM	2	0	0	0
Aybar, dh., VER	3	2	1	0	Navarro, c, TAM	1	1	0	0
Hoffpauir, 1b, DAY	4	2	2	2	Kubel, rf, FTM	3	0	0	0
Rooi, 3b, BRE	2	0	1	1	Camilo, rf, CLR	1	0	1	1
Wright, ph/3b, STL	1	0	0	0	Howard, 1b, CLR	3	0	0	0
Huber, c, STL	1	0	0	0	Tejeda J., dh, LAK	3	0	1	0
Soto, c, DAY	1	0	0	0	Pratt, ph, CLR	1	0	0	0
Bellorin, c, VER	1	0	0	0	Cano, 2b, TAM	4	0	0	0
Spearmen, 2b, DAY	4	0	0	0	Granderson, lf, LAK	3	1	2	0
Rundgren, ss, JUP	4	0	3	0	Godwin, cf, DUN	3	0	1	1
Totals	34	4	7	3	Totals	32	2	5	2

East 020 000 020-4 7 1 E-Rooi, Howard, DP-East-1, West 2, LOB-East 7, West 8; 2B-
 West 000 000 110-2 5 1 Hoffpauir, Granderson; 3B-Godwin; HR-Hoffpauir;HBP-Huber, Godwin; SB-Aybar, Gonzalez, Tejeda

EAST	IP	H	R	ER	BB	SO	WEST	IP	H	R	ER	BB	SO
Hutchinson, JUP (W)	1	0	0	0	1	2	Durbin, FTM	1	0	0	0	0	3
Pilkington, VER	1	1	0	0	0	1	Dawson, CLR (L)	1	3	2	2	0	0
Narveson, PMB	1	0	0	0	0	1	Bucktro, CLR	2	1	0	0	1	2
Diaz, VER	1	0	0	0	1	1	Halsey, TAM	1	1	0	0	0	1
Ungs, JUP	1	1	0	0	0	2	Dumatrai, SAR	1	0	0	0	1	0
Maust, BRE	1	0	0	0	0	1	Pleiness, DUN	1	0	0	0	0	1
Blasdel, DAY	1	2	1	1	0	1	Floyd, CLR	1/3	0	0	0	0	0
Steffek, VER	1	1	1	1	1	2	DeJong, DUN	2/3	1	2	2	1	0
Corcoran, BRE	1/3	0	0	0	1	0	Harper, DUN	1	1	0	0	0	0
Cave, JUP	2/3	0	0	0	0	0							

Mgrs.: East- Luis Dorante, JUP West: Jose Marzan, FTM
 Attendance 4,629 Time: 2:39

Umpires: Tiller, Pedersen, Kaylor, Reyburn

2019 Record Book & Media Guide

FLORIDA STATE LEAGUE of Professional Baseball Clubs, Inc.



ALL-STAR GAMES

Forty-Third Game at Port St. Lucie, June 12, 2004

WEST	AB	R	H	RBI	EAST	AB	R	H	RBI
Roberson, cf, CLR	4	0	3	1	Pie, cf, DAY	4	0	0	0
Sardinha, 2b, TAM	3	0	0	0	Norris 3b/2b, BRE	4	1	1	1
West, 1b, SAR	3	0	0	0	McGehee, 3b, DAY	1	0	0	0
Barthelemy, 1b, CLR	1	0	0	0	Harper, 1b, STL	2	0	1	0
Winrow, lf, TAM	1	1	1	0	Sing, dh, DAY	4	0	1	0
Tingler, lf, DUN	1	1	0	0	Guzman, ss, VER	3	0	0	0
Chiaravallotti, dh, DUN	4	1	2	0	Catalamotte, lf, PMB	4	0	0	0
Rabelo, c, LAK	2	0	0	0	Malek, rf, STL	2	0	1	0
Sprowl, c, TAM	1	0	0	0	Diaz, rf, BRE	2	0	0	0
Morales, c, FTM	1	0	1	0	Martin, c, VER	1	0	0	0
Duncan, 3b, TAM	4	1	1	2	Motte, c, PMB	1	0	0	0
Murton, rf, SAR	4	0	1	0	Bass, 2b, JUP	1	0	0	0
Kuhaulua, ss, FTM	4	1	1	1	Schutzenhofer 1b, PMB	2	0	0	0
Totals	33	4	10	4		31	1	4	1

West 040 000 000-4 E-None, LOB-West 5, East 6; 2B Roberson 2, Duncan, Kahaulua,
 East 100 000 000-1 Sing; 3B Malek; HR Norris; SB none; CS Sardinha, Murton

WEST	IP	H	R	ER	BB	SO	EAST	IP	H	R	ER	BB	SO
DeSalvo TAM (W)	1	1	1	1	0	2	Deaton STL	1	0	0	0	1	1
Skaggs TAM	1	1	0	0	2	1	Broxton VER (L)	1	4	4	4	1	1
Sleeth LAK	1	2	0	0	0	2	Bannister STL	1	1	0	0	0	1
Sanchez LAK	1	0	0	0	0	3	Billingsley VER	1	0	0	0	1	1
Papelbon SAR	1	0	0	0	0	1	Rasner BRE	1	1	0	0	0	1
Liriano FTM	1	0	0	0	1	1	Paulk STL	1	1	0	0	1	0
Shipman SAR	1	0	0	0	0	0	Byard STL	1	2	0	0	0	1
Sierra TAM	1	0	0	0	0	0	Batista PMB	1	0	0	0	0	0
Buzachero DUN	1	0	0	0	0	2	Wallace PMB	0.1	1	0	0	0	0
							Cole STL	0.2	0	0	0	0	0

Managers: East: Tim Teufel, STL West: Omar Malave, DUN
 Time: 2:25 Attendance: 5,791

Umpires: Hickox, Maiden, Merry, Eckert

Forty-Fourth Game at Clearwater June 18, 2005

WEST	AB	R	H	RBI	EAST	AB	R	H	RBI
Francia, 2b, LAK, 2b	2	0	0	0	Walker, cf, DAY	3	1	2	0
Moss, 2b, CLR	2	0	0	0	Abercrombie, cf, JUP	2	0	0	0
Span, lf, FTM	4	0	0	0	Abreu, 2B, VER	5	0	0	0
Moses, 3b, FTM	4	0	0	0	Moore, 3b, DAY	2	0	0	0
Cleven, rf, LAK	4	2	1	1	Hu, ss, VER	3	0	0	0
Dickerson, dh, SAR	3	2	1	2	Wilson, dh, STL	4	1	1	1
Kirkland, 1b, LAK	3	2	2	1	Ruggiano, rf, VER	3	1	0	0
Blue, cf, LAK	2	0	2	1	Bear, 1b, JUP	1	0	0	0
Lind, lf, DUN	1	0	0	0	Harper, dh, STL	2	1	1	3
Sanchez, c, LAK	1	0	0	0	Moss, lf, BRE	3	0	1	0
Diaz, c, DUN	1	0	1	0	Bellorin, c, VER	2	0	1	0
Perez, c, SAR	1	0	1	1	Palmisano, c, BRE	2	0	1	0
Tousa, ss, LAK	3	0	0	0	Ryan, ss, PMB	3	0	1	0
Totals	31	6	8	6		35	4	8	4

West 020 012 01X-6 E-Abreu, DP East 1, LOB-West 2, East 8; 2B Bellorin, Willson,
 East 100 000 030-4 Kirkland; 3B Walker; HR Harper, Dickerson, Cleven; SB Walker;
 Kirkland, Dickerson

WEST	IP	H	R	ER	BB	SO	EAST	IP	H	R	ER	BB	SO
Tata, LAK	1	1	1	1	0	1	Tyaubenheim, BRE	1	0	0	0	0	0
Blackburn, FTM, (W)	1	0	0	0	0	1	Marmol, DAY (L)	1	2	2	2	1	1
Bumstead, LAK	1	1	0	0	0	1	Mildren, JUP	1	0	0	0	0	0
Ismenberg, DUN	1	0	0	0	1	0	Villanueva, BRE	1	0	0	0	0	2
Gomez, TAM	1	1	0	0	0	1	Marshall, DAY	1	3	1	1	0	0
Purcey, DUN	1	0	0	0	0	2	Russ, JUP	1	1	2	0	0	0
Tavarez, DUN	1	1	0	0	1	1	Orenduff, VER	1	1	0	0	0	2
Thorp, TAM	1	2	3	3	2	2	Ramirez, STL	1/3	0	0	0	0	0
Homer, LAK	2/3	1	0	0	0	0	Worrell, PMB	1/3	1	0	0	0	0
Kennard, TAM, S, 1,	1/3	0	0	0	0	0	Tiffany, VER	1/3	1	1	1	0	1

Managers: East: Richie Zisk, DAY West: Joe Breedon, TAM
 Time: 2:27 Attendance: 5,547

Umpires: Belino, Price, Mahan, Young



2019 Record Book & Media Guide

FLORIDA STATE LEAGUE of Professional Baseball Clubs, Inc.

ALL-STAR GAMES

Forty-Fifth Game at Lakeland June 17, 2006

EAST	AB	R	H	RBI	WEST	AB	R	H	RBI
Fuld, cf, DAY	4	1	1	0	Gardner, cf, TAM	2	1	0	0
Coles, lf, STL	2	0	0	0	Roberts, cf, SAR	2	1	1	0
Concepcion, ph/lf, STL	2	1	1	3	Castilla, ss, FTM	2	0	1	0
Craig, lb, DAY	2	0	0	0	Klosterman, ss, DUN	0	2	0	0
Bruce, ph, lb, VER	2	0	1	0	Patterson, lf, DUN	3	1	0	3
Katin, dh, BRE	4	0	0	0	Ehlers, lb, TAM	4	0	1	1
Flores, c, STL	2	0	0	0	Frazier, dh, LAK	4	1	1	2
Fox, c, DAY	1	0	0	0	Diaz, c, DUN	1	0	0	0
Davis, c, JUP	1	0	0	0	Geiger, c, FTM	2	0	0	0
Braun, 3b, BRE	4	0	0	0	Robinson, c, LAK	1	0	0	0
Fermaint, rf, BRE	2	1	1	0	Majewski, rf, DUN	3	0	0	0
Iribarren, 2b, BRE	4	1	1	0	Costanzo, 3b, CLR	4	0	1	0
Sollmann, ss, BRE	2	0	0	0	Ramos, 2b, CLR	3	1	1	0
Totals	32	4	5	3	Totals	31	7	6	6

East 001 000 030
West 100 003 03X

EAST	IP	H	R	ER	BB	SO	WEST	IP	H	R	ER	BB	SO
Hawksworth, PMB	1	1	1	0	0	0	Slowey, FTM	1	0	0	0	0	3
Gallardo, BRE	1	0	0	0	0	1	Bailey, SAR	1	0	0	0	0	3
Wahpepah, BRE	1	0	0	0	0	0	Jones J. TAM	1	2	1	1	0	0
Devaney, STL	1	0	0	0	0	2	Happ, CLR	1	0	0	0	0	3
Elbert, VER	1	1	0	0	1	2	Griffith, CLR	1	0	0	0	1	1
Sanchez, STL, (L)	1	1	3	2	1	3	Casadio, TAM (W)	1	1	0	0	0	3
Garcia, H., JUP	1	3	3	3	1	1	Tavarez, DUN	1	0	0	0	0	1
Muniz, STL	² / ₃	0	0	0	0	1	Bisenius, CLR	² / ₃	2	3	3	1	0
Mendez, DAY	¹ / ₃	0	0	0	0	0	Hahn, LAK	1	0	0	0	0	1
							Whelan, LAK	¹ / ₃	0	0	0	1	0
Totals	8	6	7	5	3	10	Totals	9	5	4	4	3	15

Managers: East: Ron Warner PMB West: Mike Rojas, LAK
Time: 2:23 Attendance 5,946

Umpires: Clarke, Lollo, Cavins, Carapazza

Forty-Sixth Game at Daytona, June 16, 2007

EAST	AB	R	H	RBI	WEST	AB	R	H	RBI
Matulia, 2b, DAY	3	2	1	1	Corona, ss, TAM	3	1	1	0
Castro, ss, STL	3	1	1	1	Rosales, ss, SAR	2	0	1	0
Escobar, ss, BRE	1	0	1	0	Golson, lf, CLR	2	1	0	0
Colvin, cf, DAY	3	0	0	0	Patton, lf, DUN	1	0	0	0
Amador, cf, DAY	1	0	0	0	Bruce, rf, SAR	3	0	2	1
Craig, 3b, PMB	4	2	2	2	Hernandez, rf, LAK	2	0	0	0
Hughes, 1b, VER	3	1	2	1	Roberson, 1b, LAK	4	0	0	1
Hamilton, lb, PMB	0	0	0	0	Maybin, cf, LAK	4	1	2	0
Gillespie, lf, BRE	3	1	1	2	Slayden, dh, CLR	3	1	0	0
Valdez, rf, DAY	3	0	0	0	Griffin, 3b, SAR	4	0	3	1
Martin, rf, FTM	1	0	0	0	Russo, 2b, TAM	4	0	1	1
Butera, c, STL	2	1	1	0	Jeroloman, c, DUN	1	0	0	0
Lopez, c, VER	2	0	0	0	Marson, ph-c, CLR	2	0	0	0
Jenkins, dh, JUP	4	0	1	0	Cervilli, c, TAM	1	0	0	0
Totals	33	8	10	7	Totals	36	4	10	4

East 001 000 030
West 100 003 03X

EAST	IP	H	R	ER	BB	SO	WEST	IP	H	R	ER	BB	SO
Atkins, DAY	2	4	2	2	1	3	Carpenter, CLR	1	0	0	0	0	1
Ottavino, PMB	1	2	1	1	0	1	Sosa, FTM	1	0	2	2	0	1
Davis, VER	1	1	1	1	1	1	Morian, FTM	1	1	0	0	1	0
Norrick, PMB (W),	0	0	0	0	0	3	Cueto, SAR	1	1	0	0	0	0
Stanczyk, BRE	1	0	0	0	0	1	Ondrusek (L), SAR	1	5	5	5	1	1
Gregerson, PMB	² / ₃	0	0	0	0	2	Roenicke, SAR	1	1	1	1	1	1
McGee, VER	¹ / ₃	0	0	0	0	1	Carrasco, CLR	1	0	0	0	1	0
Doolittle, JUP	² / ₃	1	0	0	0	2	Wordecemper, TAM	² / ₃	0	0	0	0	1
Wahpepaah, BRE	¹ / ₃	0	0	0	0	0	French, LAK	¹ / ₃	0	0	0	0	0
De La Cruz, VER	1	1	0	0	1	0							
Totals	8	9	3	4	3	14	Totals	8	5	4	4	3	15

Managers: East: Frank Cacciatore, STL West: Omar Malave, DUN
Time: 2:26 Attendance 4,424

Umpires: Fagan, Arends, Hinga, Baker

2019 Record Book & Media Guide

FLORIDA STATE LEAGUE of Professional Baseball Clubs, Inc.



ALL-STAR GAMES

Forty-Seventh Game at Brevard, June 14, 2008

EAST	AB	R	H	RBI	WEST	AB	R	H	RBI
Ford, cf, BRE	3	1	1	0	Dinkleman, 2b, FTM	6	2	2	0
Jones, rf, PMB	2	0	1	0	Milner, rf, CLE	4	2	1	0
Adduci, lf, DAY	4	0	2	0	Valencia, 3b, STL	5	1	2	2
Morrison, 1b, JUP	4	1	2	0	Francisco, dh, SAR	3	0	1	0
Cruz, c, PMB	3	1	2	1	Kunkel, ph, dh, LAK	2	0	0	0
Green, 3b, BRE	2	0	0	1	Arencibia, c, DUN	3	1	2	1
Thole, c, STL	1	0	1	0	Ramos, c, FTM	1	0	0	0
Reed, c, DAY	1	0	0	0	Dopirak, 1b, DUN	3	0	1	0
Suarez, ss, VER	2	0	0	1	Strieby, ph, 1b, LAK	2	0	1	1
Solano, ss, PMB	2	0	1	0	Iorg, ss, LAK	5	1	1	1
Hall, dh, VER	4	0	0	0	Cooper, lf, TAM	1	1	1	1
Groce, rf, cf, VER	4	0	0	0	Heisey, lf, SAR	2	0	0	0
Thomas, 2b, LAK	4	0	0	0	Stubbs, cf, SAR	4	1	1	2
Totals	36	3	10	3	Totals	41	9	13	8

EAST	IP	H	R	ER	BB	SO	WEST	IP	H	R	ER	BB	SO
Morse, VER	1.0	2	2	1	1	0	Porcello, LAK	1.0	2	1	1	0	0
Gee, STL	1.0	2	2	0	2		Garcia, CLE	1.0	0	0	0	0	1
Owen, STL	1.0	1	0	0	0	1	Manship, FTM	1.0	0	0	0	0	0
Taylor, JUP	1.0	1	0	0	0	0	O'Brien, LAK	1.0	2	2	2	0	0
Rollins, VER	1.0	3	1	1	0	1	Slama, FTM	1.0	0	0	0	2	1
Lambert, DAY	1.0	3	3	1	0	1	Harker, CLE	1.0	2	0	0	0	2
Winters, JUP	1.0	0	0	0	1	0	Geronimo, SAR	0.2	0	0	0	0	0
Maestri, DAY	1.0	0	0	0	1	2	German, CLE	0.2	2	0	0	0	1
Allison, JUP	0.2	1	1	1	0	1	Falkenbach, DUN	0.2	0	0	0	0	0
Mendez, JUP	0.1	0	0	0	0	0	Delaney, FTM	1.0	2	0	0	0	1
Totals	9.0	13	9	6	3	8	Totals	9.0	10	3	3	2	6

Managers: East: Gaylen Pitts, PMB West: Omar Malave, DUN

Umpires: Hamari, Gosney, Gibson, Barber

Time: 2:51 Attendance: 3,402

Forty-Eighth Game at Fort Myers, June 20, 2009

NORTH	AB	R	H	RBI	SOUTH	AB	R	H	RBI
Chirinos, c, DAY	2	1	0	0	Fermin, c, JUP	1	0	0	0
Kennelly, 1b, CLR	4	0	0	0	Mesoraco, c, SAR	2	0	0	0
Romine, c, TAM	1	0	0	0	Pena, c, STL	2	1	1	0
Barron, 2b, DUN	2	0	1	0	Cates, ss, FTM	3	1	1	0
Castro, ss, DAY	4	1	4	1	Cipriano, 2b, CHA	5	0	1	0
Farris, 2b, BRE	2	0	1	2	Dominguez, dh, JUP	2	0	0	0
Hernandez, 3b, CLR	2	0	0	0	Sexton, 3b, CHA	2	0	2	1
Wheeler, 3b, BRE	2	1	0	0	Singleton, 2b, FTM	2	0	0	0
Haydel, dh, BRE	4	1	1	2	Guzman, cf, STL	2	0	0	0
Mastroianni, cf, DUN	4	0	0	0	Nieuwenhuis, rf, STL	2	0	0	0
Schafer, lf, BRE	3	1	0	2	Parmelee, 1b, FTM	2	0	1	0
Sierra, rf, DUN	4	1	3	1	Peterson, lf, PMB	5	1	2	1
Thames, Did not play					Revere, cf, FTM	5	1	2	1
Totals	34	6	10	8	Totals	35	4	10	3

NORTH	IP	H	R	ER	BB	SO	SOUTH	IP	H	R	ER	BB	SO
Anundsen, BRE	1.0	1	0	0	0	1	Allison, JUP	1.0	1	0	0	0	1
Collins, DUN	1.0	1	0	0	1	2	Bromberg, FTM	1.0	1	0	0	0	1
Flande, CLR	1.0	2	0	0	0	0	Del Rosario, SAR	0.2	0	0	0	0	1
Hess, LAK	2.0	1	0	0	0	2	Downs, CHA	1.0	1	0	0	0	0
Mercedes, BRE	1.0	0	0	0	0	2	Gorgen, CHA	1.0	0	0	0	1	0
Monasterios, CLR	1.0	0	0	0	1	1	Harvey, JUP	0.2	3	5	4	2	1
Rivas, BRE*							Hirschfield, FTM	1.0	2	0	0	0	0
Searle, DAY	0.0	4	4	4	1	0	Reifer, PMB	0.2	0	0	0	0	0
Weber, LAK	1.0	1	0	0	0	0	Sanabia, JUP	1.0	0	0	0	0	0
Wooten, BRE	1.0	0	0	0	0	1	Steedley, FTM	1.0	2	1	0	0	0
Totals	9.0	10	4	4	3	9	Totals	9.0	10	6	4	3	4

* DID NOT PITCH

Managers: North: Jody Davis, DAY South: Jeff Smith, FTM Umpires: Carlson, Cunningham, Bultron, Hannigan

Time: 2:41 Attendance: 5,069



2019 Record Book & Media Guide

FLORIDA STATE LEAGUE of Professional Baseball Clubs, Inc.

ALL-STAR GAMES

Forty-Ninth Game at Brevard County, June 12, 2010

NORTH	AB	R	H	RBI	SOUTH	AB	R	H	RBI
D'Arnaud, c, DUN	2	0	1	1	Cruz, c, PMB	2	0	0	0
Abeita, c, TAM	1	0	0	0	Herrmann, c, FTM	1	0	0	0
Gomes, c, DUN	2	0	0	0	Vogt, c, CHA	2	0	2	0
Overbeck, 3b, CLR	5	0	0	0	Welch, lb, STL	2	0	0	0
Bishop, 1b, LAK	4	0	0	0	Lasater, c, JUP	3	0	1	0
Nunez, ss, LAK	4	1	1	0	Satin, 2b, STL	5	1	3	3
Joseph, 2b, TAM	3	0	1	0	Farrell, did not play, BRD				
Cline, dh, BRE	2	0	0	1	Scruggs, dh, PMB	4	1	3	1
Jackson, cf, DAY	2	0	1	1	Velasquez, ss, CHA	4	0	0	0
Rye, rf, TAM	3	2	2	0	Racobaldo, lf, PMB	4	1	1	0
Komatso, lf, BRE	4	1	1	0	Ratliff, rf, STL	4	0	1	0
Kaiser, cf, LAK	2	0	0	0	Latimore, cf, BRD	5	2	2	0
Miranda, dh, BRE	2	0	0	0	Wrigley, 3b, CHA	5	0	1	1
Totals	36	4	7	3	Totals	41	5	14	5

NORTH	IP	H	R	ER	BB	SO	SOUTH	IP	H	R	ER	BB	SO
Hyatt, CLR	1.0	0	0	0	0	2	Krol, BRE	1.0	0	0	0	1	1
Villareal, LAK	1.0	0	0	0	0	0	Diapoulos, PMB	1.0	1	0	0	0	1
DeFratus, CLR	1 1/3	4	1	1	0	2	Frevet, PMB	1.0	0	0	0	0	0
Alvarez, DUN	1.0	0	0	0	0	1	Satow, CHA	1 1/3	0	0	0	0	3
Warren, TAM	1.0	2	1	1	0	1	Bullock, FTM	1.0	3	2	2	0	0
Daly, DUN	2/3	0	0	0	1	1	Quate, CHA	1.0	0	0	0	0	2
May, CLR	1.0	1	0	0	0	3	Fleming, CHA	1.0	2	2	2	1	0
Shafer, DAY	1.0	4	2	2	0	0	Delgado, PMB	2/3	1	0	0	0	1
Fiers, BRE	1.0	2	1	1	0	1	Locke, BRD	1.0	0	0	0	0	1
Dolis, DAY	1.0	1	0	0	0	0	Schenk, CHA	1.0	0	0	0	0	2
Totals	9.0	14	5	5	1	11	Totals	10.0	7	4	4	1	11

Managers: North: Torre Tyson, TAM South: Jim Morrison, CHA
Time: 2:46 Attendance: 4,133

Umpires: Pattillo, Molsan, Fazio, Henson

Fiftieth Game at Clearwater, June 19, 2011

NORTH	AB	R	H	RBI	SOUTH	AB	R	H	RBI
Nunez, ss, LAK	2	1	0	0	Lee, ss, CHA	4	0	0	0
Jackson, of, DUN	2	0	0	0	Cabrera, c, BRD	2	1	1	0
Gennett, 2b, BRV	4	0	0	0	Rams, c, FTM	1	0	0	0
Lyerly, 3b, TAM	2	1	2	0	Fermin, c, JUP	1	0	0	0
Cerda, 3b, DAY	2	1	1	1	Den Dekker, cf, STL	3	0	0	0
Jimenez, c, DUN	2	1	1	1	Jensen, dh, JUP	2	0	0	0
Brenly, c, DAY	2	1	2	1	Lara, rf, PMB	2	1	1	0
Bour, dh, DAY	4	0	1	0	Baker, 1b, BRD	2	1	1	2
Glenn, rf, DUN	3	0	1	0	Sexton, 3b, CHA	4	0	2	0
Plagman, 1b, LAK	2	0	1	0	Nommensen, rf, CHA	3	0	0	1
Rodriguez, 1b, LAK	1	0	1	1	Cunningham, 2b, BRD	2	0	0	0
Davis, 1f, BRD	3	0	0	0	Bortnick, 3b, CHA	2	0	0	0
Crawford, cf, DAY	4	0	0	0	Zapata, 1f, STL	3	0	0	0
Totals	33	5	10	4	Totals	31	3	5	3

NORTH	IP	H	R	ER	BB	SO	SOUTH	IP	H	R	ER	BB	SO
Pettibone, CLR	1	0	0	0	0	1	Gorski, STL	1	2	2	1	0	0
Bucci, BRV	1	0	0	0	1	1	Alvarez, JUP	1	0	0	0	1	1
Cosart, CLR	1	0	0	0	0	0	Colome, CHA	1	1	0	0	0	1
Kurcz, DAY	1	3	2	2	0	2	Kaplan, STL	1	1	0	0	0	1
May, CLR	1	0	0	0	0	0	Moviel, STL	1	3	2	2	1	0
McGuire, DUN	1	0	0	0	2	3	Satow, CHA	1	0	0	0	0	0
Rodriguez, CLR	1	0	0	0	0	1	Watts, FTM	2/3	0	0	0	0	1
Faulk, LAK	1	0	0	0	0	3	Kelly, PMB	2/3	1	1	1	0	1
Batista, DAY	2/3	2	1	1	0	0	Ramos, JUP	2/3	2	0	0	1	2
Ethridge, DUN	1/3	0	0	0	0	0	Totals	8.0	10	5	4	3	7
Totals	9.0	5	3	3	3	11							

Managers: North: Luis Sojo, TAM South: Jim Morrison, CHA
Time: 2:30 Attendance: 5,134

Umpires: DeBrauwere, Lentz, DeJesus, Mahrley

2019 Record Book & Media Guide

FLORIDA STATE LEAGUE of Professional Baseball Clubs, Inc.



ALL-STAR GAMES

Fifty-First Game at Port Charlotte, June 16, 2012

NORTH	AB	R	H	RBI	SOUTH	AB	R	H	RBI
Nolan, ss, DUN	3	1	1	0	O'Neill, cf, PMB	3	1	0	0
Alcantara, ss, DAY	1	0	0	0	Flores, 3b, STL	4	1	3	3
Asche, 3b, CLR	4	0	1	0	Dietrich, 2b, SS, CHA	3	0	0	0
Perez, lf, DAY	3	0	1	1	Rodriguez, 2b, PMB	1	1	0	0
Rohan, dh, DAY	4	0	0	0	Ozuna, dh, JUP	3	0	1	0
Talley, 1b, DUN	4	2	2	2	Mahtook, cf, CHA	3	0	1	1
Garcia, rf, LAK	3	0	1	0	Vaughn, rf, STL	2	0	1	0
Segedin, cf, TAM	1	0	0	0	Arcia, rf, FTM	2	0	0	0
Lavin, cf, CLR	1	0	0	0	Pinto, c, FTM	1	0	0	0
Rupp, c, CLR	2	0	0	0	Forsythe, c, STL	2	0	1	0
Murphy, Jr, c, TAM	1	0	0	0	Realmuto, c, JUP	1	1	0	0
Murphy, Ja, c, DUN	1	0	0	0	Lucas, 1b, STL	3	0	0	0
Schimpf, 2b, DUN	2	0	0	0	Tovar, ss, STL	2	0	0	0
Vucinich, 2b, BRV	1	0	0	0	Santana, ss, FTM	1	2	0	1
Totals	33	3	6	3	Totals	31	6	7	5

NORTH	IP	H	R	ER	BB	SO	SOUTH	IP	H	R	ER	BB	SO
Kirk, DAY	1	0	0	0	0	0	Riefenhauser, CHA	1	0	0	0	1	2
Wright, CLR	1	2	0	0	0	1	Lazo, JUP	1	1	1	1	0	0
Lawrence, DUN	1	1	0	0	0	0	Huchingson, STL	1	0	0	0	0	0
Biddle, CLR	1	2	0	0	0	3	Mazzoni, STL	1	1	1	1	1	2
Medlen, BRV	1	0	0	0	2	1	Brady, JUP	1	3	1	1	0	2
Smith, E., DUN	1	0	0	0	0	0	Ferrara, PMB	1	0	0	0	0	0
Montgomery, TAM	.2	1	3	3	2	2	Kolarek, STL	1	0	0	0	0	2
Knigge, CLR	.1	0	2	1	3	0	Bowen, FTM	1	0	0	0	0	1
Rondon, LAK	1	1	1	1	1	0	Rearick, CHA	1	1	0	0	0	3
Totals	8.0	7	6	5	8	7	Totals	9.0	6	3	3	2	12

Managers: North: Brian Harper South: Ryan Ellis

Umpires: Ortiz, Terry, Livensparger, Esteras

Time: 2:40 (.32 delay) Attendance: 5,678

Fifty-Second Game at Dunedin, June 15, 2013

NORTH	AB	R	H	RBI	SOUTH	AB	R	H	RBI
Andreoli, cf, DAY	4	0	0	1	Hanson, ss, BRD	5	1	1	3
Alonso, 2b, CLR	4	0	1	0	Rivera, 2b, STL	5	0	0	0
Burns, 3b, DUN	2	0	0	0	Galloway, cf, JUP	5	0	1	1
Franco, 3b, CLR	2	0	0	0	Rodriguez, 2b, PMB	1	1	0	0
Geiger, 1b, DAY	3	0	0	0	Vargas, 1b, FTM	3	0	1	0
Baez, ss, DAY	4	0	2	0	Rieger, 1b, JUP	2	0	0	0
Altherr, lf, CLR	4	0	0	0	Piscotty, rf, PMB	5	1	1	1
Soler, rf, DAY	0	0	0	0	Lawley, lf, STL	4	2	3	0
McVane, lf, LAK	4	0	0	0	Rodriguez, dh, PMB	3	2	1	2
Sanchez, c, TAM	1	1	1	0	Koch, c, FTM	1	0	0	0
Garfield, c, BRE	1	0	0	0	Barnes, c, JUP	0	0	0	0
Moore, c, CLR	1	0	0	0	Casali, ph-c, CHA	3	1	1	0
Ramirez, dh, BRE	3	0	0	0	Shaffer, 3b, CHA	2	1	1	1
Totals	33	1	4	1	Totals	38	8	10	8

NORTH	IP	H	R	ER	BB	SO	SOUTH	IP	H	R	ER	BB	SO
Ryan, LAK	1	0	0	0	0	2	Rogers, FTM	1	0	0	0	0	0
Lawrence, DUN	1	0	0	0	0	1	DeSclafani, JUP	1	1	0	0	0	1
Greene, TAM	1	1	0	0	0	0	Nicolino, JUP	1	1	1	1	0	0
Copeland H, 1, DUN	1	0	0	0	0	0	Syndergaard W 1-0, STL	1	1	0	0	0	0
Goforth BS, 1: L, 0-1, BRE	1	4	5	5	1	0	Shaban, PMB	1	0	0	0	0	1
Davis, DUN	1	2	0	0	0	2	Carpenter, CHA	1	1	0	0	1	1
Del Valle, DAY	1	1	1	1	1	3	Williams, FTM	1	0	0	0	0	1
O'Sullivan, CLR	1	2	2	2	0	0	Jones, FTM	1	0	0	0	0	1
McFarland, DUN	.5	0	0	0	0	0	Wittgren, JUP	1	0	0	0	0	2
Mercedes, LAK	.2	0	0	0	0	0							
Totals	8.0	7	6	5	8	7	Totals	9.0	6	3	3	2	12

Managers: North: Dave Huppert South: Andy Haines

Umpires: Clark, Park, Ryan

Time: 2:33 Attendance: 3,047



2019 Record Book & Media Guide

FLORIDA STATE LEAGUE of Professional Baseball Clubs, Inc.

ALL-STAR GAMES

Fifty-Third Game at Bradenton, June 14, 2014

NORTH					SOUTH								
AB	R	H	RBI		AB	R	H	RBI					
Smith, Jr, LF, DUN	4	0	1	0	Herrera, SS-2B, STL	3	0	0	1				
Amaya, 2B, DAY	5	0	1	2	Valera, 3B, PMB	5	1	2	1				
Pompey, CF, DUN	5	1	1	0	Rivera, 2B, STL	3	0	2	1				
Hobson, K 1B, DUN	3	0	1	1	Reginatto, SS, CHA	2	0	0	0				
Charles, 1B, CLR	1	0	0	0	Bell, DH, BRD	4	0	0	0				
Bichette, 3B, TAM	4	1	1	0	Walker, RF, FTM	5	1	3	1				
Wilson, Z, DH, TAM	4	1	1	1	Leonard, 1B, CHA	5	1	3	0				
Rademacher, RF, DAY	3	0	1	0	Nimmo, LF-CF, STL	4	0	1	0				
Cave, RF, TAM	0	1	0	0	O'Conner, C, CHA	2	0	0	0				
Chung, C, DUN	2	0	1	0	Maron, C, STL	1	0	0	0				
Garfield, C, BRE	1	0	0	0	Tissenbaum, C, CHA	1	0	1	0				
Green, A C, LAK	1	1	1	1	Tilson, CF, PMB	2	1	1	0				
Hernandez, M, SS, DAY	4	1	2	1	Juengel, PH-LF, JUP	1	0	1	0				
Totals	37	6	11	6	Totals	38	4	14	4				
NORTH					SOUTH								
IP	H	R	ER	BB	SO	IP	H	R	ER	BB	SO		
Cole, DUN	1	2	0	0	0	0	Berrios, FTM	1	1	0	0	1	2
Thompson, LAK	1	2	0	0	0	3	Williams, JUP	1	3	0	0	0	0
Turley, LAK	1	3	2	2	0	0	Castro, BRD	1	1	1	1	0	1
Pena, DAY	1	1	0	0	0	0	Redman, JUP	1	1	1	1	0	1
Wagner, BRE	1	0	0	0	1	1	Brandt, CHA	1	1	0	0	0	1
Camarena, TAM	1	3	2	2	2	1	Helisek, PMB	1	0	0	0	0	0
Eichhorn, LAK	1	1	0	0	1	1	Lyman, JUP	1	0	0	0	0	0
McKiranhan, DAY	1	2	0	0	0	0	Fontanez, STL	1	0	0	0	0	1
Nesbit, LAK	1	0	0	0	0	2	Trepagnier, BRD	.2	4	4	4	1	1
Totals	9.0	14	4	4	4	8	Smith, BRD	1	0	0	0	0	0
Totals	9.0	11	6	6	2	6							

Managers: North: Dave Keller DAY South: Jared Sandberg CHA
Time: 2:43 Attendance: 5,882

Umpires: Carnahan, Wiseman, Ramos, Albarado

Fifty-Fourth Game at St. Lucie, June 20, 2015

North All-Stars					South All-Stars				
McFarland, 2B, BRE	0	2	0	0	McNeil, 2B, STL	2	5	1	0
Mora, 2B, CLE	0	2	0	0	Swim, C-RF, FTM	1	4	1	0
Ervin, CF, DAY	1	2	0	0	Adames, SS, CHA	1	1	1	0
Elizalde, PH-LF, DAY	1	2	0	0	Jones, PH-SS, BRD	1	2	1	2
Knapp, C, CLE	1	4	0	0	Bauers, 1B, CHA	1	4	0	2
Higashioka, C, TAM	0	1	0	0	Dean, LF, JUP	1	2	0	0
Hudson, C, DAY	0	1	0	0	McGuire, C, BRD	1	1	1	1
Coulter, RF, BRE	1	4	0	0	Plaia, C, STL	0	1	0	0
Verlander, LF-CF, LAK	2	4	0	0	Anderson, 3B, JUP	1	2	0	0
Ford, DH, TAM	1	4	0	0	Riddle, PH-3B, JUP	1	2	0	0
Blandino, SS, DAY	0	2	0	0	De La Cruz, LF,	0	3	0	0
Wade, SS, TAM	0	1	0	0	STL Voit, DH, PMB	1	4	0	1
Ficociello, 1B, LAK	1	2	0	0	Perez, CF, JUP	1	2	1	0
Andujar, 3B, TAM	3	1	0	0	Gantt, CF, CHA	0	2	0	0
Totals	6	32	0	0	Totals	12	35	6	6

North Pitching							South Pitching						
Ortega, BRE	1	1	0	0	0	0	Faria, CHA	1	0	0	0	0	2
Ziomek, LAK	1	1	0	0	0	1	Hu, FTM	1	1	0	0	0	1
Klevin (L, 0-1) CHA	0.2	2	2	2	1	0	Kirsch (W, 1-0)	1	0	0	0	1	0
Salas, BRE	1	1	0	0	0	0	CHA Garcia (H-1)	1	0	0	0	0	0
Niebla, TAM	1	4	4	4	0	1	JUP Eades (H-1)	1	0	0	0	0	0
Tirado, DUN	1	2	0	0	1	1	FTM Borden, CHA	0.2	1	0	0	0	1
Joaquin, CLE	0.2	0	0	0	0	2	Bremer, JUP	0.2	0	0	0	0	1
Gainey, BRE	0.2	1	0	0	0	2	Hepple, STL	0.2	2	0	0	0	1
Rutskyj, TAM	0.1	0	0	0	0	0	Del Pozo, JUP	0.2	1	0	0	0	1
Browning, DUN	0.2	0	0	0	0	2	Van Steensel, FTM	0.2	1	0	0	0	0
Totals	8	12	6	6	2	9	Schreiber, CHA	0.2	0	0	0	0	1
Totals	9	6	0	0	1	8	Totals	9	6	0	0	1	8

Managers: North: Eli Marrero, DAY South: Jeff Smith, FTM
Time: 2:42 Attendance: 5,112

Umpires: Winter, Doherty, George, MacKay

ALL-STAR GAMES

Fifty-Fifth Game at Fort Myers, June 18, 2016

NORTH	AB	R	H	RBI	SOUTH	AB	R	H	RBI
Mateo, 2b, TAM	2	0	1	0	Gordon, 3b, FTM	1	0	1	0
Kingery, ph-2b, CLR	3	0	0	0	Joe, 3b, BRD	2	0	0	0
Walding, 3b, CLR	2	0	0	0	Nido, c, STL	2	0	1	0
Guerrero, ph-3b, DUN	2	0	0	0	Gushue, c, BRD	1	0	0	0
Stewart, dh, LAK	2	1	1	0	Bean, c, PMB	1	0	0	0
Aquino, rf, DBT	4	0	0	0	Becerra, dh, STL	2	0	0	0
McBroom, 1b, DUN	4	0	0	0	Ard, ph-dh, JUP	1	0	0	0
Numata, c, CLR	2	0	0	1	Rosario, ss, STL	4	0	0	0
Houle, c, BRV	1	0	1	1	James, 1b, CHA	1	0	0	0
Scivicque, c, LAK	1	0	0	0	Vavra, 1b, FTM	2	0	0	0
Ortega, ss, BRV	2	0	0	0	Kjerstad, lf, JUP	3	0	1	0
Pankake, ss, LAK	1	0	0	0	Corcino, cf, FTM	4	0	1	0
Tocci, cf, CLR	4	0	2	0	Norwood, rf, JUP	3	0	0	0
Sandberg, lf, CLR	4	0	1	0	Unroe, 2b, CHA	2	0	0	0
TOTALS	34	1	7	1	TOTALS	29	0	4	0

NORTH	IP	H	R	ER	BB	SO	SOUTH	IP	H	R	ER	BB	SO
Eshelman, CLR	1	0	0	0	1	1	Jorge, FTM	1	1	0	0	1	1
Greene, DUN	1	0	0	0	1	0	Gonsalves, FTM	1	1	0	0	0	0
Alexander, LAK	1	2	0	0	0	0	Gomber, PMB	1	0	0	0	0	1
Ladwig, LAK	1	0	0	0	0	1	Jay, FTM	1	1	0	0	0	0
Ravenelle, LAK	1	0	0	0	1	2	Miller, CHA	1	0	0	0	0	0
Garcia, CLR	1	0	0	0	1	1	Landa, FTM	1	2	1	1	0	1
Mayza, DUN	1	1	0	0	1	1	Van Steensel, FTM	1	1	0	0	0	0
Cardona, DUN	.2	0	0	0	0	1	Heredia, BRD	1	0	0	0	1	1
Rivero, CLR	.1	0	0	0	0	0	Wick, PMB	.1	1	0	0	1	0
Herget, DBT	.2	0	0	0	0	1	De La Rosa, JUP	.2	0	0	0	0	1
Ehret, DBT	.1	1	0	0	0	0							
TOTALS	9	4	0	0	5	8	TOTALS	9	7	1	1	3	5

Managers: North: Eli Marrero, DBT
South: Michael Johns, CHA

Umpires: Conrad, Moscoso, Attridge, Parra, Joyner, Sonntag

Time: 2:25 **Attendance:** 5,102

Fifty-Sixth Game at Lakeland, June 17, 2017

NORTH	AB	R	H	RBI	SOUTH	AB	R	H	RBI
Mateo, SS, TAM	2	0	0	0	Cronenworth, SS, CHA	5	0	2	0
Stankiewicz, PH-SS, CLR	1	0	1	0	J. Urena, 3B, STL	4	0	0	0
Long, 2B, DAY	2	2	2	0	Mazeika, DH, STL	3	0	1	0
Biggio, PH-2B, DUN	2	0	1	0	Hill, LF, BRD	3	0	1	0
LaValley, DH, DUN	3	2	2	4	Becerra, PH-LF, STL	1	0	0	0
A. Perez, PH-DH, LAK	1	0	0	0	Craig, 1B, BRD	2	0	0	0
Castro, 1B, FL	4	0	1	0	Hayes, PH-3B, BRD	1	0	0	0
Neslony, RF, FL	4	1	0	0	Arozarena, RF, PMB	3	1	0	0
Senzel, 3B, DAY	1	0	0	0	Kelley, C, BRD	1	0	0	0
Riley, PH-3B, FL	2	0	0	0	Sullivan, PH-C, CHA	1	0	0	0
H. Rodriguez, LF, CLR	3	0	0	0	Navarro, C, FTM	1	0	0	0
Grullon, C, CLR	2	0	0	0	Hughston, CF, BRD	2	0	0	0
Okey, PH-C, DAY	1	0	0	1	Barrett, PH-CF, JUP	2	0	0	0
Polo, CF, TAM	2	0	0	0	Seferina, 2B, PMB	2	0	0	0
Davidson, P H-LF, FL	1	0	0	0	J. Rodriguez, PH-2B, STL	2	1	1	1
TOTALS	31	5	7	5	TOTALS	33	2	5	1

NORTH	IP	H	R	ER	BB	SO	SOUTH	IP	H	R	ER	BB	SO
Taveras, CLR	1	0	0	0	0	1	Vazquez, BRD	2	2	2	2	0	1
Irvin, CLR	1	1	0	0	0	0	D. Rodriguez, FTM	1	2	2	2	0	0
Harrington, FL	1	1	0	0	0	1	Brentz, PMB	1	0	0	0	1	2
Dowdy, LAK	0.2	0	0	0	2	2	Bashlor, STL	0.2	2	0	0	0	2
Schwaab, TAM	1.1	2	0	0	1	2	Zamora, CHA	0.2	0	1	0	0	1
Johnson-Mullins, FL	0.1	0	0	0	0	0	J. Kinley, JUP	0.2	0	0	0	0	0
Moreno, LAK	0.2	0	0	0	0	1	Montero, FTM	0.2	0	0	0	1	1
Rainey, DAY	1	0	0	0	0	1	J. Fernandez, BRD	0.2	1	0	0	0	1
Watts, FL	1	0	0	0	0	2	Clay, PMB	0.2	0	0	0	0	0
A. Gomez, TAM	0.1	0	1	1	0	0							
Singer, CLR	0.2	1	1	0	0	0							
TOTALS	9	5	2	1	3	10	TOTALS	8	7	5	4	2	8

Managers: North: Jay Bell, TAM
South: Gera Alvarez, BRD

Umpires: Navas, Velez, Thomas, Joyner, Roemer, Shafer-Markle

Time: 2:46 (0:52 delay) **Attendance:** 3,553



2019 Record Book & Media Guide

FLORIDA STATE LEAGUE of Professional Baseball Clubs, Inc.

ALL-STAR GAMES

Fifty-Seventh Game at Tampa, June 16, 2018

NORTH	AB	R	H	RBI	SOUTH	AB	R	H	RBI
Pache, CF, FL	5	0	1	0	Fox, SS, CHA	4	0	1	0
Trammell, RF, DAY	3	1	1	0	Miller, CF, JUP	4	0	0	0
Friedl, PH-RF, DAY	2	1	0	0	Young, 2B, PMB	3	0	0	0
Nay, 3B, DAY	2	0	2	0	Sanchez, RF, CHA	3	0	0	0
Bell, PH-3B, DAY	1	1	0	0	Davis, LF, FTM	3	0	1	0
Stephenson, C, DAY	2	0	0	0	Tenerowicz, DH, CHA	1	0	0	0
Cumberland, PH-C, FL	1	0	0	0	Reyes, PH-2B, BRD	1	0	0	0
Adams, PH-C, DUN	1	1	1	1	Mieses, PH- RF, PMB	1	0	0	0
Listi, DH, CLR	4	0	2	3	Blankenhorn, PH-DH, FTM	2	0	0	0
Wagner, 1B, TAM	3	1	0	0	Diaz, 1B, FTM	3	0	1	0
Cameron, LF, LAK	4	0	1	0	Mastrobuoni, 3B, CHA	3	0	1	0
Castillo, 2B, TAM	4	0	2	1	Godoy, C, PMB	1	0	0	0
Gamboa, SS, CLR	2	0	0	0	Grzelakowski, PH-C, FTM	1	0	0	0
Paredes, PH-SS, LAK	1	0	1	0	Pabst, PH-C, BRD	1	0	0	0
TOTALS	35	5	11	5	TOTALS	31	0	4	0

NORTH	IP	H	R	ER	BB	SO	SOUTH	IP	H	R	ER	BB	SO
Green, TAM	1	0	0	0	0	1	Warner, PMB	1	2	0	0	0	1
Falter, CLR (W, 1-0)	1	1	0	0	1	0	Lee, JUP (L, 0-1)	0.1	2	1	1	1	1
Jimenez, LAK	1	0	0	0	0	1	Ortiz, CHA	0.2	2	1	1	0	1
Perdomo, DUN	1	1	0	0	1	1	Vasquez, FTM	1.0	1	0	0	0	2
Rosa, TAM	1	1	0	0	0	0	Wells, FTM	2.0	1	0	0	0	2
Gutierrez, LAK	1	0	0	0	0	3	Hightower, BRD	1.0	0	0	0	0	2
Hernandez, CLR	1	0	0	0	0	0	Nogosek, STL	0.2	1	1	1	0	1
Watkins, LAK	0.2	1	0	0	0	0	Jones, CHA	0.1	2	2	2	1	1
Kuhnel, DAY	0.1	0	0	0	0	0	Eckleman, BRD	1.0	0	0	0	1	2
Hendrix, DAY	0.2	0	0	0	0	0							
Lane, TAM	0.1	0	0	0	0	0							
TOTALS	9	4	0	0	2	6	TOTALS	8	11	5	5	3	13

Managers: North: Omar Malave, DUN
South: Dann Bilardello, PMB

Time: 2:20 **Attendance:** 5,764

Umpires: Burch, Stewart, Nunez, Carlyon,
Jimenez, Carroll



**BATTING CHAMPIONS**

1936.....George Andrews, Palatka/St. Augustine ...	350	1981.....Danilo Tartabull, Tampa	310
1937.....Jimmy Adair, DeLand	334	1982.....Telmanch Gainey, Daytona Beach.....	341
1938.....Jack DeVincenzi, Gainesville	332	1983.....Thomas Barrett, Fort Lauderdale	327
1939.....Tommie West, Daytona Beach	382	1984.....Dana Williams, Winter Haven	327
1940.....Buddy Lake, St. Augustine	352	1985.....Jody Reed, Winter Haven	321
1941.....Michael Conroy, Leesburg	362	1986.....Ronald Jones, Clearwater.....	371
1946.....Myril Hoag, Palatka	343	1987.....Charles Culberson, Fort Myers	320
1947.....Myril Hoag, Gainesville.....	350	1988.....Mike White, Vero Beach.....	340
1948.....Charles Heinbaugh, Orlando	338	1989.....Andy Mota, Osceola.....	319
1949.....Al Pirtle, Gainesville.....	383	1990.....Jacob Brumfield, Baseball City	336
1950.....Bruce Barnes, Orlando.....	372	1991.....Robert Perez, Dunedin.....	302
1951.....Eugene Oravetz, Orlando	364	1992.....Rob Butler, Dunedin.....	358
1952.....Jesse Cade, DeLand	382	1993.....Doug Radziewicz, St. Petersburg.....	342
1953.....Jack V. Leonard, Sanford	381	1994.....Jason Friedman, Sarasota	328
1954.....Russ Nixon, Jacksonville Beach.	387	1995.....Wendell Magee, Clearwater	353
1955.....Dan Keith, Sanford/Daytona Beach.	400	1996.....Mike Murphy, Charlotte	332
1956.....Felipe Alou, Cocoa.....	380	1997.....Ramon Valette, Daytona.....	332
1957.....Nesbit Wilson, St. Petersburg	373	1998.....Casey Blake, Dunedin	350
1958.....Jim Niemann, Palatka	340	1999.....Allen Dina, St. Lucie.....	344
1959.....Tom Hamilton, St. Petersburg.....	373	2000.....Travis L. Hafner, Charlotte	346
1960.....Sandy Rosario, Daytona Beach	387	2001.....Matthew K. Watson, Jupiter.....	330
1961.....James Livezey, Leesburg	319	2002.....Dominic J. Rich, Dunedin	345
1962.....Alex Johnson, Miami	313	2003.....Ryan J. Howard, Clearwater.....	304
1963.....Ramon Webster, Daytona Beach.....	333	2004.....Danny Matienzo, Fort Myers.....	305
1964.....Mike Ferraro, Fort Lauderdale.....	317	2004.....Aarom Baldiris, St. Lucie	305
1965.....Harvey Yancey, Tampa	305	2005.....Tony Abreu, Vero Beach	327
1966.....Bruce Andrews, Winter Haven	329	2006.....Corey Coles, St. Lucie	341
1967.....S. Charles Stewart, St. Petersburg.....	296	2007.....Eric Nielson, Dunedin.....	325
1968.....Stan Martin, Miami	303	2008.....Logan Morrison, Jupiter.....	332
1969.....John T. Young, Lakeland	325	2009.....Logan Schafer, Brevard	313
1970.....Joe Staton, Lakeland	346	2010.....Stephen Vogt, Charlotte.....	345
1971.....Donnie Collins, Miami.....	330	2011.....Ramon Cabrera, Bradenton	343
1972.....Thaddeus Philyaw, Daytona Beach.....	317	2012.....Mike O'Neill, Palm Beach	342
1973.....Kim Andrew, Miami	336	2013.....Brent Keys, Jupiter	346
1974.....Ron LeFlore, Lakeland	339	2014.....Josh Bell, Bradenton	335
1975.....Thomas Chism, Miami	314	2015.....Williams Astudillo, Clearwater	314
1976.....Bobby G. Smith, Miami.....	324	2016.....Tomas Nido, St. Lucie	313
1977.....Marshall Edwards, Miami.....	334	2017.....Alay Lago, Florida	303
1978.....Dennis Webb, Fort Myers	324	2018.....Rodrigo Orozco, Dunedin	304
1979.....Raymond Rivas, St. Petersburg.....	334		
1980.....Wallace Johnson, West Palm Beach.....	334		

HOME RUN CHAMPIONS

1936.....George Andrews, Palatka/St. Augustine; 10 Smith, Gainesville/Palatka	1979.....Stephen Balboni, Fort Lauderdale 26
1937.....Buster Kinard, Palatka..... 10	1980.....Mark Strucher, Daytona Beach 17
1938.....Harry Rice, DeLand 8	1981.....Wesley Clements, Daytona Beach 19
1939.....Joe Niedson, Daytona Beach..... 11	1982.....Mark Strucher, Daytona Beach 19
1940.....Pm Pruitt, Gainesville..... 10	1983.....Crestwell Pratt, Tampa 21
1941.....Fauline Kirkland, Ocala/Gainesville 11	1984.....William Moore, West Palm Beach..... 22
1946.....[Tie] Myril Hoag, Palatka; 8 William Fuchs, DeLand; Ken Hill, Gainesville	1985.....Steven Deangelis, Clearwater 16
1947.....Ben Thorpe, Gainesville 10	1986.....Jimmy Fortenberry, Clearwater 18
1948.....Ralph Bartolozzi, Leesburg..... 17	1987.....Patrick L. Sipe, West Palm Beach 17
1949.....Lewis Bevil, Daytona Beach..... 18	1988.....Brian Morrison, Miami..... 17
1950.....Edward Levy, Sanford..... 33	1989.....Julian Yan, Dunedin 24
1951.....Eldon Pichan, Palatka; 23 Rocco Colavito, Daytona Beach..... 23	1990.....Ray Giannelli, Dunedin 18
1952.....Chuck Aleno, Sanford..... 25	1991.....Rey Noriega, Ft. Lauderdale; 14 Jose Oliver, Charlotte
1953.....J. C. Dunn, Sanford 20	1992.....Carlos Delgado, Dunedin 30
1954.....Herman Niehouse, Lakeland 23	1993.....Rick Holifield, Dunedin 20
1955.....Inocenzio Rodriquez, Cocoa..... 20	1994.....Karim Garcia, Vero Beach..... 21
1956.....Gene Cockrell, Cocoa; 22 German Pizzaro, Gainesville 22	1995.....Dan Held, Clearwater..... 21
1957.....German Pizzaro, Gainesville 16	1996.....John Curl, Dunedin..... 18
1958.....German Pizzaro, Gaines/Tampa..... 25	1997.....Adrain, Beltre, Vero Beach..... 26
1959.....Tom Hamilton, St. Petersburg..... 20	1998.....Shawn Gallagher, Charlotte..... 26
1960.....J. David Bristol, Palatka; 15 Miles McWilliams, Palatka	1999.....Morgan Burkhardt, Sarasota 23
1961.....Paul Catto, Palatka 12	2000.....Robert V. Stratton, St. Lucie..... 29
1962.....Jim Wynn, Tampa 14	2001.....James Deschaine, Daytona..... 21 Mitchell Jones, Tampa; Nick Alvarez, Vero Beach
1963.....Rich Littleton, Sarasota 12	2002.....Leo Daigle, J. Lakeland..... 23
1964.....Don Pepper, Lakeland..... 11	2003.....Ryan J. Howard, Clearwater 23
1965.....Roy Bethell, Cocoa..... 9	2004.....Brandon Sing, Daytona..... 32
1966.....Charles Robinson, Leesburg..... 13	2005.....Andy Wilson, St. Lucie..... 28
1967.....Joe Keough, Leesburg 18	2006.....Brock Peterson, Fort Myers; 21 Jesus Flores, St. Lucie; Jay Garthwaite, Sarasota
1968.....Nathaniel King, Orlando 16	2007.....Jacob Butler, Dunedin 23
1969.....Wayne Dees, St. Petersburg 14	2008.....Ryan Strieby, Lakeland 29
1970.....Elmore Hill, Orlando 22	2009.....Brahiam Maldonado, St. Lucie..... 18
1971.....James Fuller, Miami..... 33	2010.....Michael McDade, Dunedin 21
1972.....Jack Baker, Winter Haven..... 27	2011.....Justin Bour, Daytona 23
1973.....Wayne Cage, Key West 15	2012.....Marcell Ozuna, Jupiter 24
1974.....Joe Wallis, Key West..... 16	2013.....Dustin Lawley, St. Lucie 25
1975.....Jerry Fry, West Palm Beach..... 14	2014.....Adam Brett Walker, II, Fort Myers..... 25
1976.....David Koza, Winter Haven 18	2015.....Matt Dean, Dunedin; Andrew Pullin, Clearwater.... 14
1977.....John Scoras, West Palm Beach 19	2016.....Christin Stewart, Lakeland 24
1978.....Fay Thompson, Dunedin 19	2017.....Connor Panas, Dunedin 18
	2018.....Ibanel Isabel, Daytona..... 35



RUNS BATTED IN CHAMPIONS

1936.... George Andrews, Palatka /St. Augustine..... 78	1981..... Jeffrey Hall, Winter Haven..... 84
1937..... Ike Livingston, Gainesville..... 93	1982..... Laurence R. See, Vero Beach..... 85
1938..... Clarence Bray, Gainesville..... 101	1983..... Glenn Carpenter, Daytona Beach..... 104
1939..... Al Smathers, DeLand..... 134	1984..... Michael Hocutt, West Palm Beach..... 100
1940..... Jim Pruitt, Gainesville..... 98	1985..... John Daugherty, West Palm Beach..... 87
1941..... John Lavello, Orlando..... 94	1986..... Tary Scott, Winter Haven..... 93
1946..... Buddy Lake, Sanford..... 140	1987..... Patrick Sipe, West Palm Beach..... 84
1947..... Ben Thorpe, Gainesville..... 96	1988..... Dave Hansen, West Palm Beach..... 84
1948..... John Garrison, Orlando..... 133	1989..... Chris Donnels, St. Lucie..... 78
1949..... Al Pirtle, Gainesville..... 110	1990..... Nikko Riesgo, St. Lucie..... 94
1950..... Al Pirtle, Gainesville..... 124	1991..... Scott Cepicky, Sarasota..... 76
1951..... Al Pirtle, DeLand/Gainesville..... 119	1992..... Carlos Delgado, Dunedin..... 100
1952..... Chuck Aleno, Sanford..... 131	1993..... Chris Weinke, Dunedin..... 98
1953..... Carvel Rowell, Cocoa..... 127	1994..... Todd Priddy, Brevard..... 89
1954..... Gail Penza, DeLand..... 110	1995..... Shane Spencer, Tampa..... 88
1955..... Dan Keith, Sanford/Daytona Beach..... 122	1996..... Kevin Ellis, Daytona Beach..... 89
1956..... D. Don Dillard, Daytona Beach..... 127	1997..... Adrian Beltre, Vero Beach..... 104
1957..... Larry Helms, Palatka..... 112	1998..... Shawn Gallagher, Charlotte..... 121
1958..... George Banks, St. Petersburg..... 113	1999..... Eric Valent, Clearwater..... 106
1959..... Hugo Moskus, Tampa..... 110	2000..... Kevin F. Mench, Charlotte..... 121
1960..... Miles McWilliams, Palatka..... 113	2001..... Michael Vento, Tampa..... 87
1961..... Paul Catto, Palatka..... 93	2002..... Laynce M. Nix, Charlotte..... 110
1962..... Jim Wynn, Tampa..... 81	2003..... Jason F. Stokes, Jupiter..... 89
1963..... Terry Bartholome, Lakeland..... 84	2004..... Brandon Sing, Daytona Beach..... 94
1964..... Mike Ferraro, Fort Lauderdale..... 78	2005..... Brent Clevlen, Lakeland..... 102
1965..... Bill McNulty, Leesburg..... 62	2006..... Cody Ehlers, Tampa..... 106
1966..... Charles Robinson, Leesburg..... 78	2007..... Erik Lis, Fort Myers..... 97
1967..... Joe Keough, Leesburg..... 80	2008..... Ryan Strieby, Lakeland..... 94
1968..... Larry E. Johnson, Miami..... 74	2009..... Brandon Laird, Tampa..... 75
1969..... Ronald Downing, Daytona Beach..... 78	2010..... Quincy Latimore, Brevard..... 100
1970..... Lee Robinson, Daytona Beach..... 86	2011..... Tony Plagman, Lakeland..... 67
1971..... Jim Fuller, Miami..... 110	2012..... Marcell Ozuna, Jupiter..... 95
1972..... Jack Baker, Winter Haven..... 89	2013..... Kennys Vargas, Fort Myers..... 93
1973..... Wayne Cage, Key West..... 82	2014..... Adam Brett Walker II, Fort Myers..... 94
1974..... Gary Roenicke, West Palm Beach..... 82	2015..... Dominic Smith, St. Lucie..... 79
1975..... Martin Parrill, Miami..... 75	2016..... Ryan McBroom, Dunedin..... 83
1976..... David Kosza, Winter Haven..... 83	2017..... Juan Kelly, Dunedin..... 68
1977..... John Scoras, West Palm Beach..... 86	2018..... Josh Palacios, Dunedin..... 78
1978..... Claiborne Westlake, West Palm Beach..... 96	
1979..... Stephen Balboni, Fort Lauderdale..... 91	
1980..... German Rivera, Vero Beach..... 80	

BEST WON LOST RECORD

YEAR	PITCHER AND CLUB	W	L	PCT	YEAR	PITCHER AND CLUB	W	L	PCT
1936	Frank Gornicki, Daytona Beach	16	9	.640	1983	Mike Hogan, Daytona Beach	14	3	.824
1937	Elbert Padgett, Gainesville	26	6	.813	1984	Glenn Kinns, West Palm Beach	12	4	.800
1938	John Overstreet, Orlando	18	5	.783	1985	Gregory Matthews, St. Petersburg	13	1	.929
1939	Sidney Hudson, Sanford	24	4	.857	1986	Stephen Hill, St. Petersburg	10	2	.833
1940	Stan Musial, Daytona Beach	18	5	.783		Jeffery Fischer, West Palm Beach	10	2	.833
1941	Charles Kane, St. Augustine	22	4	.846		Luis Vasquez, Winter Haven	10	2	.833
1946	Joseph Maseda, Leesburg	21	6	.778	1987	Joselito Cano, Osceola	15	3	.833
1947	Myril Hoag, Gainesville	17	3	.850		Alfredo Cardwood, West Palm Beach	10	2	.833
1948	Myril Hoag, Gainesville	24	4	.857		Luis Vasquez, Winter Haven	10	2	.833
1949	Stan Karpinski, St. Augustine	29	5	.853		Terry Bross, St. Lucie	8	2	.800
1950	William Glessner, Daytona Beach	10	3	.769	1990	Jeff Juden, Osceola	10	1	.909
1951	Walter Jasinski, DeLand	16	4	.800	1991	Jose Bautista, Miami	8	2	.800
	Leslie Davis, Palatka	16	4	.800		Jonathan Hurst, Miami	8	2	.800
1952	Perry Roberts, DeLand	15	2	.822		Brian Warren, Lakeland	8	2	.800
1953	Ernest Craumer, Daytona Beach	15	4	.789	1992	Steve Olson, Sarasota	11	1	.917
1954	Ray Konkoleski, Jax. Beach	22	6	.786	1993	John Dettmer, Charlotte	16	3	.842
1955	Rolando Ortega, Gainesville	25	5	.833	1994	Rafael Orellano, Sarasota	11	3	.786
1956	Norman Frye, Gainesville	11	3	.789		Tom Phelps, West Palm Beach	10	2	.833
1957	Harry Coe, Tampa	26	3	.897		Kerry Wood, Daytona	10	2	.833
1958	James Horsford, St. Petersburg	18	3	.857	1995	Rob DeBrino, Fort Myers	11	3	.786
1959	Adrian Casteen, Tampa	14	3	.824	1996	Ted Silva, Charlotte	10	2	.833
1960	George Denyer, Lakeland	12	2	.857	1997	Dave Darwin, Lakeland	10	1	.909
1961	Carmela Aquino, Orlando	14	3	.824	1998	Trever Enders, St. Petersburg	10	1	.909
1962	Nicky Curtis, Daytona Beach	15	3	.833	1999	John Sneed, Dunedin	11	2	.846
1963	Gilbert Downs, Sarasota	13	3	.813	2000	Patrick M. Strange, St. Lucie	10	1	.909
1964	David Morgan, St. Petersburg	15	1	.938	2001	Gregory J. Montalbano, Sarasota	9	3	.750
1965	John Schroeppel, Fort Lauderdale	13	1	.929		Steve Laangone, Vero Beach	9	3	.750
1966	Louis Hemauer, Leesburg	15	2	.882	2002	Christopher J. Wilson, Charlotte	10	2	.833
1967	Leland White, St. Petersburg	11	2	.846	2003	Blake A. McGinley, St. Lucie	9	1	.900
1968	Vaughn Kovach, Miami	11	2	.846	2004	James Ross, Jupiter	8	1	.899
1969	A. Ray Corbin, Orlando	12	3	.800	2005	Jordan Tata, Lakeland	13	2	.866
	John Hoffer, Miami	12	3	.800	2006	Chase Wright, Tampa	12	3	.800
1970	James T. Smith, St. Petersburg	13	4	.765	2007	Andrew Carpenter, Clearwater	17	6	.739
1971	G. Herbert Hutson, Miami	17	4	.810	2008	Reidier Gonzalez, Dunedin	12	4	.750
1972	Orlando Pena, Miami	15	3	.833		Jonah Nickerson, Lakeland	12	4	.750
1973	Mike Proly, St. Petersburg	14	5	.737	2009	David Bromberg, Fort Myers	13	4	.765
1974	Craig Kliebl, Winter Haven	13	3	.813	2010	Joseph Cruz, Charlotte	13	6	.684
1975	Robert Stewart, St. Petersburg	11	2	.846	2011	Julio Rodriguez, Clearwater	16	7	.695
1976	Greg Diehl, Fort Lauderdale	11	4	.733	2012	Nik Turley, Tampa	9	5	.642
1977	Michael Chris, Lakeland	18	5	.783	2013	Jason Wheeler, Fort Myers	9	4	.692
1978	Michael Morely, Fort Myers	13	2	.867	2014	Chad Kuhl, Bradenton	13	5	.722
1979	Jeffrey Taylor, Fort Lauderdale	13	2	.867	2015	Jacob Faria, Charlotte	10	1	.909
1980	Eugene Nelson, Fort Lauderdale	20	3	.870	2016	Chris Rowley, Dunedin	10	3	.769
1981	David Lochner, Tampa	9	3	.750	2017	Bret Helton, Bradenton	8	3	.727
1982	Scott Tabor, Lakeland	8	2	.800	2018	Kenny Rosenberg, Charlotte	11	2	.846



STRIKEOUT LEADERS

1936..... Frank Gornicki, Daytona Beach.....	167	1980..... Charles Wickensheimer, Vero Beach.....	162
1937..... Edward Harper, DeLand	231	1981..... Kenneth Westray, West Palm Beach	171
1938..... Forrest Brewer, St. Augustine.....	234	1982..... Sid Fernandez, Vero Beach	137
1939..... Sidney Hudson, Sanford	192	1983..... Timothy Birtsas, Fort Lauderdale.....	160
1940..... Richard Hearn, St. Augustine	305	1984..... Erik Plunk, Fort Lauderdale	152
1941..... Thomas Smith, Ocala	196	1985..... Robbin Mallicoat, Osceola.....	158
1946..... Scott Carey, Orlando	244	1986..... Dody Rather, Osceola	151
1947..... Juan Perez, DeLand	244	1987..... Daniel Gabriele, Winter Haven.....	150
1948..... Joseph Cleary, Gainesville.....	257	1988..... Chris Nichting, Vero Beach	151
1949..... Myril Hoag, Gainesville	280	1989..... Nate Cromwell, Dunedin	161
1950..... Clyde Stevens, Sanford.....	186	1990..... Tony Ward, Dunedin	137
1951..... James Coppock, Daytona Beach	176	1991..... Tom Michno, Miami	190
1952..... Richard Wenger, Daytona Beach	203	1992..... Brien Taylor, Fort Lauderdale	187
1953..... Bobby Locke, Daytona Beach.....	247	1993..... Alan Levine, Sarasota	129
1954..... Ray Konkoleski, Jax. Beach.....	228	1994..... Jeff Suppan, Sarasota	173
1955..... John Ivory Smith, Daytona Beach.....	320	1995..... Kris Detmers, St. Petersburg	150
1956..... Julio Navarro, Cocoa	216	1996..... Blake Stein, St. Petersburg	159
1957..... Julio Guerra, Cocoa	308	1997..... Rob Burger, Clearwater	154
1958..... Harry Coe, Tampa	194	1998..... Douglas Davis, Charlotte	173
1959..... Gilberto Clark, Palatka	213	1999..... Wilfredo Rodriguez, Kissimmee.....	148
1960..... Marcelino Lopez, Tampa	231	2000..... Timothy Redding, Kissimmee.....	170
1961..... James Farland, Orlando	206	2001..... Ricardo Rodriguez, Vero Beach.....	154
1962..... John Zahn, Sarasota	255	2002..... Joel R. Hanrahan, Vero Beach.....	139
1963..... Richard Gardner, Orlando	213	2003..... Carmen P. Pignatiello, Palm Beach.....	140
1964..... Thomas Frondorf, Tampa	167	2004..... Scott Olsen, Jupiter	158
1965..... Gerald Nyman, Sarasota.....	226	2005..... Tyler Clippard, Tampa	169
1966..... Lloyd Fourroux, Miami	183	2006..... Anthony Swarzak, Fort Myers	131
1967..... Charles Murray, Orlando.....	206	2007..... Jacob McGee, Vero Beach	145
1968..... Michael Willis, Tampa.....	174	2008..... Duane Below, Lakeland.....	126
1969..... Lawrence Gowell, Fort Lauderdale	217	2009..... David Bromberg, Fort Myers.....	148
1970..... Stephen Luebber, Orlando	172	2010..... Matthew Moore, Charlotte	208
1971..... Michael Cosgrove, Cocoa	231	2011..... Trevor May, Clearwater.....	208
1972..... Santo Alcala, Key West	176	2012..... Jesse Biddle, Clearwater	151
1973..... L. Antonio Gonzalez, St. Petersburg.....	162	2013..... Corey Black, Tampa/Daytona	116
1974..... Richard L. Anderson, Fort Lauderdale	179	2014..... Taylor Cole, Dunedin	171
1975..... William Caudill, St. Petersburg	153	2015..... Kevin Ziomek, Daytona	143
1976..... Mario Soto, Tampa	124	2016..... Greg Harris, Charlotte	134
1977..... John Fulgham, St. Petersburg.....	130	2017..... Nabil Crismatt, St. Lucie.....	142
1978..... Larry Jones, Miami	143	2018..... Mauricio Llovera, Clearwater.....	137
1979..... Brian Ryder, Fort Lauderdale	156		



EARNED RUN AVERAGE LEADERS

1936..... John Schneider, St. Augustine. 2.25	1980.....Michael Dowless, Tampa..... 1.68
1937..... Elbert Padgett, Gainesville 1.48	1981.....Al Nipper, Winter Haven..... 1.70
1938..... Jake Bunch, Leesburg..... 1.53	1982..... Robert Tewksbury, Ft. Lauderdale 1.88
1939..... Sidney Hudson, Sanford 1.79	1983..... Jose Rijo, Ft. Lauderdale 1.68
1940..... J. D. Creel, Daytona Beach..... 1.50	1984..... William Hawley, Tampa..... 1.87
1941..... Wallace McCormack, St. Augustine. 1.81	1985..... Gregory Mathews, St. Petersburg 1.11
1946..... Jodie Howington, Sanford 2.03	1986..... Robert Lopez, Tampa 1.92
1947..... Myril Hoag, Gainesville 1.82	1987..... Joselito Cano, Osceola 1.94
1948..... Myril Hoag, Gainesville 1.32	1988..... Kevin Brown, St. Lucie 1.81
1949..... Stan Karpinski, St. Augustine. 1.56	1989..... Ron Stephens, Sarasota..... 1.47
1950..... William Glessner, Daytona Beach..... 1.61	1990..... Bob Brown, Charlotte..... 1.90
1951..... Walter Jasinski, DeLand..... 1.70	1991..... Bill Wengert, Vero Beach 2.06
1952..... Perry Roberts, DeLand..... 1.94	1992..... Tavo Alvarez, Fort Lauderdale 1.49
1953..... James Vickrey, DeLand..... 2.23	1993..... Rich Linares, Vero Beach 1.81
1954..... Carmela Ruiz, DeLand 2.23	1994..... Jerry Martin, Charlotte..... 2.08
1955..... William Boyette, West Palm Beach 1.91	1995..... Kevin Pincavitch, Vero Beach..... 1.66
1956..... Julio Navarro, Cocoa 2.16	1996..... Blake Stein, St. Petersburg..... 2.15
1957..... Harry Coe, Tampa 1.37	1997..... Courtney Duncan, Daytona 1.63
1958..... James Horsford, St. Petersburg 1.93	1998..... Mark Rutherford, Clearwater..... 2.65
1959..... Vic Davalillo, Palatka..... 2.45	1999..... Eric Ireland, Kissimmee 2.06
1960..... Ted Davidson, Palatka 2.35	2000..... Brian Reith, Tampa..... 2.18
1961..... Daniel Neville, Tampa 1.94	2001..... Miguel Asencio, Clearwater..... 2.84
1962..... Nicky Curtis, Daytona Beach 2.13	2002..... Matthew Ford, Dunedin 2.37
1963..... Gilbert Downs, Sarasota..... 1.38	2003..... Chadd E. Blasko, Daytona 1.98
1964..... Jim Smith, Fort Lauderdale..... 1.38	2004..... Jon Connolly, Daytona Beach..... 2.59
1965..... Earl Willoughby, Ft. Laud.90	2005..... Tim Dillard, Brevard County..... 2.48
1966..... Paul Gilliford, Miami..... 1.27	2006..... Chase Wright, Tampa..... 1.88
1967..... Brian Clark, Ft. Lauderdale..... 1.50	2007..... Joshua Outman, Clearwater 2.45
1968..... Joe DeLuise, Daytona Beach..... 1.94	2008..... Rick Porcello, Lakeland 2.66
1969..... John Montague, Miami 1.53	2009..... Darin Downs, Charlotte 2.00
1970..... Michael Hebert, Miami..... 1.44	2010..... Daniel Osterbrock 2.73
1971..... C. Herbert Hudson, Miami 1.65	2011..... Darin Gorski, St. Lucie 2.08
1972..... Dale Harrington, Miami..... 1.51	2012..... Enny Romero, Charlotte 2.01
1973..... Mike Proly, St. Petersburg 1.76	2013..... Matthew Summers, Fort Myers..... 2.47
1974..... Antonio Chevez, Miami 1.57	2014..... Tyler Glasnow, Bradenton 1.74
1975..... Laurence Bashaw, St. Petersburg 1.69	2015..... Jorge Ortega, Brevard County..... 2.41
1976..... Win Remmerswall, Winter Haven 1.74	2016..... Luis Castillo, Jupiter..... 2.07
1977..... Michael Chris, Lakeland 2.01	2017..... Jake Woodford, Palm Beach 3.10
1978..... Scott E. Brown, Tampa 1.31	2018..... Spenser Watkins, Lakeland 2.24
1979..... Jeffrey Taylor, Ft. Lauderdale..... 1.67	



FLORIDA STATE LEAGUE

HALL OF FAME INDUCTION & DINNER



NOVEMBER 19, 2019

***SHERATON SAND KEY RESORT
CLEARWATER BEACH, FLORIDA***

OPEN TO THE PUBLIC

FOR TICKETS & INFORMATION CONTACT THE FSL OFFICE



727.724.6146



FLORIDASTATELEAGUE.COM



2019 GAME STARTING TIMES

NORTH DIVISION

Clearwater

Mon, Tues, Thurs	7:00 PM
Mon, Tues, Thurs DH	5:00 PM
Wed, (Apr-July)	12:00 PM
Wed, (Aug)	7:00 PM
Fri-Sat	6:30 PM
Fri-Sat DH	5:00 PM
Sun	1:00 PM
Sun DH	1:00 PM
Wed, May 15	10:30 AM
Wed, June 12	10:30 AM
Wed, July 3	7:00 PM
Wed, July 10	10:30 AM

Daytona

Mon-Sat	7:05 PM
Mon-Sat DH	5:05 PM
Sun	5:35 PM
Sun DH	4:05 PM
Tues, Apr 23	10:35 AM
Sun, May 26	6:35 PM
Wed, June 19	10:35 AM
Wed, June 26	10:35 AM

Dunedin

Mon-Sat	6:30 PM
Mon-Sat DH	5:00 PM
Sun	1:00 PM
Sun DH	12:00 PM
Thurs, May 16	1:00 PM
Thurs, June 6	1:00 PM
Wed, July 24	1:00 PM
Thurs, Aug 22	1:00 PM

Florida

Mon, Tues, Wed, Fri, Sat	6:00 PM
Fri, Sat DH	4:00 PM
Thurs	12:00 PM
Thurs DH	12:00 PM
Sun	12:00 PM
Sun DH	12:00 PM
Thurs 6/20	6:00 PM

Lakeland

Mon-Fri	6:30 PM
Mon-Fri DH	5:00 PM
Sat	6:00 PM
Sat DH	5:00 PM
Sun	1:00 PM
Sun DH	12:00 PM
Tues, Apr 16	10:30 AM
Tues, Apr 23	10:30 AM
Tues, June 25	10:30 AM
Thurs, July 4	5:00 PM
Sun, Sept 1	11:00 AM

Tampa

Mon-Sat	6:30 PM
Mon-Sat DH	5:00 PM
Sun	1:00 PM
Sun DH	12:00 PM

SOUTH DIVISION

Bradenton

Mon-Sat	6:30 PM
Mon-Sat DH	5:00 PM
Sun	1:00 PM
Sun DH	1:00 PM
4/10, 6/12, 7/4, 7/17	10:30 AM

Charlotte

Mon, Tues, Thurs, Fri	6:30 PM
Mon, Tues, Thurs, Fri DH	5:00 PM
Sat	6:00 PM
Sat DH	5:00 PM
Sun	12:30 PM
Sun DH	12:00 PM
Wed	1:00 PM
Wed DH	1:00 PM
Sun, Apr 14	10:30 AM
Wed, June 26	10:00 AM
Wed, July 3	6:30 PM

Fort Myers

Mon-Fri, (Apr-May)	6:30 PM
Mon-Fri, (Apr-May) DH	5:00 PM
Mon-Fri, (Jun, July, Aug)	7:00 PM
Mon-Fri, (Jun, July, Aug) DH	5:00 PM
Sat	6:00 PM
Sat DH	5:00 PM
Sun	1:00 PM
Sun DH	12:00 PM
Sat, May 11	5:00 PM
5/21, 8/11, 9/1	11:00 AM
7/10, 7/17	12:00 PM
4/10, 5/1, 6/5	1:00 PM

Jupiter

Mon-Fri	6:30 PM
Mon-Fri DH	5:00 PM
Sat	5:30 PM
Sat DH	4:00 PM
Sun	1:00 PM
Sun DH	12:00 PM
Fri, May 24	10:30 AM
Sun, June 2	11:00 AM
Tues, June 11	12:00 PM
Thurs, June 27	12:00 PM
Thurs, July 4	6:00 PM
6/15 All-Star Game	7:00 PM

Palm Beach

Mon-Fri	6:30 PM
Mon-Fri DH	5:00 PM
Sat	5:30 PM
Sat DH	4:00 PM
Sun	1:00 PM
Sun DH	12:00 PM
Thurs, May 16	10:30 AM
Wed, July 3	6:00 PM
Tues, July 23	12:00 PM
Sun, Sept 1	10:30 AM
6/15 All-Star Game	7:00 PM

St. Lucie

Mon-Sat	6:30 PM
Mon-Sat DH	4:00 PM
Sun	12:00 PM
Sun DH	12:00 PM
Mon, April 15 (Dodgertown)	6:42 PM
Wed, May 22	10:30 AM
Wed, July 17	10:30 AM
Sun, Sept 1	10:30 AM



2019 Record Book & Media Guide

FLORIDA STATE LEAGUE of Professional Baseball Clubs, Inc.



APRIL 2019



SUNDAY MONDAY TUESDAY WEDNESDAY THURSDAY FRIDAY SATURDAY

	1	2	3	4 FLA@DAY TAM@LAK DUN@CLR BRD@STL CHA@FTM JUP@PMB	5 FLA@DAY TAM@LAK DUN@CLR BRD@STL CHA@FTM JUP@PMB	6 DAY@FLA LAK@TAM CLR@DUN STL@BRD FTM@CHA PMB@JUP
7 DAY@FLA LAK@TAM CLR@DUN STL@BRD FTM@CHA PMB@JUP	8 DAY@PMB DUN@FTM CLR@LAK BRD@CHA STL@TAM JUP@FLA	9 DAY@PMB DUN@FTM CLR@LAK BRD@CHA STL@TAM JUP@FLA	10 DAY@PMB DUN@FTM CLR@LAK CHA@BRD STL@TAM JUP@FLA	11 DAY@PMB DUN@FTM CLR@LAK CHA@BRD STL@TAM JUP@FLA	12 FLA@STL LAK@JUP TAM@DAY BRD@DUN FTM@CLR PMB@CHA	13 FLA@STL LAK@JUP TAM@DAY BRD@DUN FTM@CLR PMB@CHA
14 FLA@STL LAK@JUP TAM@DAY BRD@DUN FTM@CLR PMB@CHA	15 DAY@JUP DUN@CHA CLR@FLA BRD@TAM FTM@STL*** PMB@LAK	16 DAY@JUP DUN@CHA CLR@FLA BRD@TAM FTM@STL PMB@LAK	17 DAY@JUP DUN@CHA CLR@FLA BRD@TAM FTM@STL PMB@LAK	18 DAY@FLA LAK@DUN TAM@CLR CHA@FTM STL@PMB JUP@BRD	19 DAY@FLA LAK@DUN TAM@CLR CHA@FTM STL@PMB JUP@BRD	20 DAY@FLA DUN@LAK TAM@CLR CHA@FTM STL@PMB JUP@BRD
21 OFF	22 FLA@CLR TAM@CHA DUN@DAY FTM@BRD STL@LAK JUP@PMB	23 FLA@CLR TAM@CHA DUN@DAY FTM@BRD STL@LAK JUP@PMB	24 FLA@CLR TAM@CHA DUN@DAY FTM@BRD STL@LAK JUP@PMB	25 FLA@STL DUN@JUP CLR@TAM BRD@DAY CHA@LAK PMB@FTM	26 FLA@STL DUN@JUP CLR@TAM BRD@DAY CHA@LAK PMB@FTM	27 FLA@STL DUN@JUP CLR@TAM BRD@DAY CHA@LAK PMB@FTM
28 FLA@STL DUN@JUP CLR@TAM BRD@DAY CHA@LAK PMB@FTM	29 OFF	30 DAY@DUN LAK@FLA CLR@FTM BRD@JUP CHA@TAM PMB@STL				

2019 Record Book & Media Guide

FLORIDA STATE LEAGUE of Professional Baseball Clubs, Inc.



MAY 2019



SUNDAY	MONDAY	TUESDAY	WEDNESDAY	THURSDAY	FRIDAY	SATURDAY
			1	2	3	4
			DAY@DUN LAK@FLA CLR@FTM BRD@JUP CHA@TAM PMB@STL	DAY@DUN LAK@FLA CLR@FTM BRD@JUP CHA@TAM PMB@STL	DAY@CLR LAK@BRD TAM@FLA FTM@PMB STL@DUN JUP@CHA	DAY@CLR LAK@BRD TAM@FLA FTM@PMB STL@DUN JUP@CHA
5	6	7	8	9	10	11
DAY@CLR LAK@BRD TAM@FLA FTM@PMB STL@DUN JUP@CHA	FLA@LAK DUN@TAM BRD@CLR FTM@CHA STL@JUP PMB@DAY	FLA@LAK DUN@TAM BRD@CLR FTM@CHA STL@JUP PMB@DAY	FLA@LAK DUN@TAM BRD@CLR CHA@FTM STL@JUP PMB@DAY	FLA@JUP LAK@DAY TAM@FTM CLR@DUN CHA@STL PMB@BRD	FLA@JUP LAK@DAY TAM@FTM CLR@DUN CHA@STL PMB@BRD	FLA@JUP LAK@DAY TAM@FTM CLR@DUN CHA@STL PMB@BRD
12	13	14	15	16	17	18
OFF	DAY@CHA LAK@CLR TAM@PMB BRD@FTM STL@FLA JUP@DUN	DAY@CHA LAK@CLR TAM@PMB FTM@BRD STL@FLA JUP@DUN	DAY@CHA LAK@CLR TAM@PMB FTM@BRD STL@FLA JUP@DUN	DAY@CHA LAK@CLR TAM@PMB FTM@BRD STL@FLA JUP@DUN	DAY@TAM DUN@LAK BRD@PMB CHA@CLR STL@FTM JUP@FLA	DAY@TAM DUN@LAK BRD@PMB CHA@CLR STL@FTM JUP@FLA
19	20	21	22	23	24	25
DAY@TAM LAK@DUN BRD@PMB CHA@CLR STL@FTM JUP@FLA	FLA@TAM DUN@STL CLR@DAY BRD@FTM CHA@JUP PMB@LAK	FLA@TAM DUN@STL CLR@DAY BRD@FTM CHA@JUP PMB@LAK	FLA@TAM DUN@STL CLR@DAY FTM@BRD CHA@JUP PMB@LAK	FLA@DUN LAK@STL TAM@BRD CLR@JUP FTM@DAY PMB@CHA	FLA@DUN LAK@STL TAM@BRD CLR@JUP FTM@DAY PMB@CHA	FLA@DUN LAK@STL TAM@BRD CLR@JUP FTM@DAY PMB@CHA
26	27	28	29	30	31	
FLA@DUN LAK@STL TAM@BRD CLR@JUP FTM@DAY PMB@CHA	OFF	DAY@PMB LAK@BRD TAM@DUN CLR@CHA FTM@FLA JUP@STL	DAY@PMB LAK@BRD TAM@DUN CLR@CHA FTM@FLA JUP@STLAK@	DAY@PMB LAK@BRD TAM@DUN CLR@CHA FTM@FLA JUP@STL	DAY@JUP DUN@CLR BRD@TAM FTM@LAK STL@CHA PMB@FLA	



2019 Record Book & Media Guide

FLORIDA STATE LEAGUE of Professional Baseball Clubs, Inc.



JUNE 2019



SUNDAY	MONDAY	TUESDAY	WEDNESDAY	THURSDAY	FRIDAY	SATURDAY
						1 DAY@JUP DUN@CLR BRD@TAM FTM@LAK STL@CHA PMB@FLA
2 DAY@JUP DUN@CLR BRD@TAM FTM@LAK STL@CHA PMB@FLA	3 FLA@FTM LAK@PMB TAM@STL BRD@DAY CHA@DUN JUP@CLR	4 FLA@FTM LAK@PMB TAM@STL BRD@DAY CHA@DUN JUP@CLR	5 FLA@FTM LAK@PMB TAM@STL BRD@DAY CHA@DUN JUP@CLR	6 FLA@FTM LAK@PMB TAM@STL BRD@DAY CHA@DUN JUP@CLR	7 FLA@TAM DUN@BRD CLR@DAY CHA@PMB STL@LAK JUP@FTM	8 FLA@TAM DUN@BRD CLR@DAY CHA@PMB STL@LAK JUP@FTM
9 FLA@TAM DUN@BRD CLR@DAY CHA@PMB STL@LAK JUP@FTM	10 DAY@LAK DUN@FLA BRD@CHA FTM@TAM STL@CLR PMB@JUP	11 DAY@LAK DUN@FLA BRD@CHA FTM@TAM STL@CLR PMB@JUP	12 DAY@LAK DUN@FLA CHA@BRD FTM@TAM STL@CLR PMB@JUP	13 DAY@LAK DUN@FLA CHA@BRD FTM@TAM STL@CLR PMB@JUP END OF 1ST HALF	14 ALL-STAR BREAK	15 ALL-STAR GAME AT JUPITER
16 ALL-STAR BREAK	17 FLA@DAY LAK@STL TAM@DUN CLR@BRD CHA@FTM JUP@PMB 2ND HALF BEGINS	18 FLA@DAY LAK@STL TAM@DUN CLR@BRD FTM@CHA JUP@PMB	19 FLA@DAY LAK@STL TAM@DUN CLR@BRD CHA@FTM JUP@PMB	20 DAY@CLR LAK@CHA TAM@BRD FTM@JUP STL@FLA PMB@DUN	21 DAY@CLR LAK@CHA TAM@BRD FTM@JUP STL@FLA PMB@DUN	22 DAY@CLR LAK@CHA TAM@BRD FTM@JUP STL@FLA PMB@DUN
23 DAY@CLR LAK@CHA TAM@BRD FTM@JUP STL@FLA PMB@DUN	24 OFF	25 TAM@DAY DUN@STL CLR@LAK BRD@JUP FTM@CHA PMB@FLA	26 TAM@DAY DUN@STL CLR@LAK BRD@JUP FTM@CHA PMB@FLA	27 TAM@DAY DUN@STL CLR@LAK BRD@JUP CHA@FTM PMB@FLA	28 FLA@TAM DUN@DAY CLR@STL BRD@FTM CHA@PMB JUP@LAK	29 FLA@TAM DUN@DAY CLR@STL BRD@FTM CHA@PMB JUP@LAK
30 FLA@TAM DUN@DAY CLR@STL BRD@FTM CHA@PMB JUP@LAK						

2019 Record Book & Media Guide

FLORIDA STATE LEAGUE of Professional Baseball Clubs, Inc.



JULY 2019



SUNDAY	MONDAY	TUESDAY	WEDNESDAY	THURSDAY	FRIDAY	SATURDAY
	1 FLA@DUN LAK@PMB TAM@DAY FTM@CLR STL@CHA JUP@BRD	2 FLA@DUN LAK@PMB TAM@DAY FTM@CLR STL@CHA JUP@BRD	3 FLA@DUN LAK@PMB TAM@DAY FTM@CLR STL@CHA JUP@BRD	4 DAY@STL FLA@BRD DUN@LAK CLR@TAM CHA@JUP PMB@FTM	5 DAY@STL FLA@BRD DUN@LAK CLR@TAM CHA@JUP PMB@FTM	6 DAY@STL FLA@BRD DUN@LAK CLR@TAM CHA@JUP PMB@FTM
7 DAY@STL FLA@BRD DUN@LAK CLR@TAM CHA@JUP PMB@FTM	8 DAY@FTM DUN@TAM BRD@LAK CHA@FLA STL@JUP PMB@CLR	9 DAY@FTM DUN@TAM BRD@LAK CHA@FLA STL@JUP PMB@CLR	10 DAY@FTM DUN@TAM BRD@LAK CHA@FLA STL@JUP PMB@CLR	11 DAY@FTM DUN@TAM BRD@LAK CHA@FLA STL@JUP PMB@CLR	12 FLA@CLR LAK@DAY TAM@CHA FTM@BRD STL@DUN JUP@PMB	13 FLA@CLR LAK@DAY TAM@CHA FTM@BRD STL@DUN JUP@PMB
14 FLA@CLR LAK@DAY TAM@CHA FTM@BRD STL@DUN JUP@PMB	15 OFF	16 FLA@PMB LAK@DUN TAM@FTM CLR@BRD CHA@STL JUP@DAY	17 FLA@PMB LAK@DUN TAM@FTM CLR@BRD CHA@STL JUP@DAY	18 FLA@PMB LAK@DUN TAM@FTM CLR@BRD CHA@STL JUP@DAY	19 DAY@LAK DUN@CHA CLR@STL BRD@TAM FTM@FLA PMB@JUP	20 DAY@LAK DUN@CHA CLR@STL BRD@TAM FTM@FLA PMB@JUP
21 DAY@LAK DUN@CHA CLR@STL BRD@TAM FTM@FLA PMB@JUP	22 DAY@TAM FLA@LAK BRD@CLR FTM@DUN STL@PMB JUP@CHA	23 DAY@TAM FLA@LAK BRD@CLR FTM@DUN STL@PMB JUP@CHA	24 DAY@TAM FLA@LAK BRD@CLR FTM@DUN STL@PMB JUP@CHA	25 DAY@FLA LAK@FTM DUN@PMB CHA@CLR STL@BRD JUP@TAM	26 DAY@FLA LAK@FTM DUN@PMB CHA@CLR STL@BRD JUP@TAM	27 DAY@FLA LAK@FTM DUN@PMB CHA@CLR STL@BRD JUP@TAM
28 DAY@FLA LAK@FTM DUN@PMB CHA@CLR STL@BRD JUP@TAM	29 OFF	30 DAY@JUP LAK@TAM DUN@FTM CLR@FLA CHA@BRD PMB@STL	31 DAY@JUP LAK@TAM DUN@FTM CLR@FLA CHA@BRD PMB@STL			



2019 Record Book & Media Guide

FLORIDA STATE LEAGUE of Professional Baseball Clubs, Inc.



AUGUST 2019



SUNDAY MONDAY TUESDAY WEDNESDAY THURSDAY FRIDAY SATURDAY

				1 DAY@JUP LAK@TAM DUN@FTM CLR@FLA CHA@BRD PMB@STL	2 FLA@JUP TAM@CLR BRD@DUN FTM@LAK STL@DAY PMB@CHA	3 FLA@JUP TAM@CLR BRD@DUN FTM@LAK STL@DAY PMB@CHA
4 FLA@JUP TAM@CLR BRD@DUN FTM@LAK STL@DAY PMB@CHA	5 FLA@DAY TAM@LAK CLR@DUN BRD@CHA FTM@STL JUP@PMB	6 FLA@DAY TAM@LAK CLR@DUN BRD@CHA FTM@STL JUP@PMB	7 FLA@DAY TAM@LAK CLR@DUN BRD@CHA FTM@STL JUP@PMB	8 DAY@STL LAK@FLA DUN@BRD CLR@PMB CHA@TAM JUP@FTM	9 DAY@STL LAK@FLA DUN@BRD CLR@PMB CHA@TAM JUP@FTM	10 DAY@STL LAK@FLA DUN@BRD CLR@PMB CHA@TAM JUP@FTM
11 DAY@STL LAK@FLA DUN@BRD CLR@PMB CHA@TAM JUP@FTM	12 LAK@JUP DUN@CLR BRD@FLA CHA@DAY STL@FTM PMB@TAM	13 LAK@JUP DUN@CLR BRD@FLA CHA@DAY STL@FTM PMB@TAM	14 LAK@JUP DUN@CLR BRD@FLA CHA@DAY STL@FTM PMB@TAM	15 LAK@JUP DUN@CLR BRD@FLA CHA@DAY STL@FTM PMB@TAM	16 FLA@CLR TAM@DUN BRD@LAK FTM@JUP STL@CHA PMB@DAY	17 FLA@CLR TAM@DUN BRD@LAK FTM@JUP STL@CHA PMB@DAY
18 FLA@CLR TAM@DUN BRD@LAK FTM@JUP STL@CHA PMB@DAY	19 OFF	20 DAY@DUN TAM@FLA CLR@STL BRD@PMB FTM@CHA JUP@LAK	21 DAY@DUN TAM@FLA CLR@STL BRD@PMB CHA@FTM JUP@LAK	22 DAY@DUN TAM@FLA CLR@STL BRD@PMB CHA@FTM JUP@LAK	23 DAY@BRD LAK@TAM DUN@FLA CLR@CHA FTM@PMB JUP@STL	24 DAY@BRD LAK@TAM DUN@FLA CLR@CHA FTM@PMB JUP@STL
25 DAY@BRD LAK@TAM DUN@FLA CLR@CHA FTM@PMB JUP@STL	26 FLA@CHA LAK@CLR TAM@JUP FTM@DUN STL@DAY PMB@BRD	27 FLA@CHA LAK@CLR TAM@JUP FTM@DUN STL@DAY PMB@BRD	28 FLA@CHA LAK@CLR TAM@JUP FTM@DUN STL@DAY PMB@BRD	29 FLA@CHA LAK@CLR TAM@JUP FTM@DUN STL@DAY PMB@BRD	30 FLA@PMB TAM@LAK CLR@FTM BRD@STL CHA@DUN JUP@DAY	31 FLA@PMB TAM@LAK CLR@FTM BRD@STL CHA@DUN JUP@DAY

2019 Record Book & Media Guide

FLORIDA STATE LEAGUE of Professional Baseball Clubs, Inc.



SEPTEMBER 2019



SUNDAY	MONDAY	TUESDAY	WEDNESDAY	THURSDAY	FRIDAY	SATURDAY
1 FLA@PMB TAM@LAK CLR@FTM BRD@STL CHA@DUN JUP@DAY 2ND HALF ENDS	2 PLAYOFF DATE IF NECESSARY	3 FSL CHAMPIONSHIP SERIES BEGINS	4	5	6	7
8	9	10	11	12	13	14
15	16	17	18	19	20	21
22	23	24	25	26	27	28
29	30					



2019 Record Book & Media Guide

FLORIDA STATE LEAGUE of Professional Baseball Clubs, Inc.

BRADENTON MARAUDERS

1611 9th St. West, Bradenton, FL 34205

(941) 747-3031 • FAX (941) 747-9442

E-Mail: MaraudersInfo@Pirates.com • Website: www.bradentonmarauders.com

Affiliate: Pittsburgh Pirates

CLUB DIRECTORY

Operated ByPittsburgh Associates of Florida, LLC
Senior Director of FL Operations Jeff Podobnik
General Manager Craig Warzecha
Assistant GM Jackie Rigglerman
Account Manager, Ticket SalesNolan Bialek
Communications

& In-Game Entertainment Manager Nate March
Tickets & Corporate

Partnerships CoordinatorZach Henkel
Coordinator of LECOM Park Operations Nick Long
Coordinator, Community Relations

& Marketing Mary Lanzino

Account Manager, Ticket Sales Taylor Fraise

Field Manager Wyatt Toregas

Concessions Manager Chuck Knapp

Concessions Coordinator Erika Rolando

Hitting Coach Butch Wynegar

Pitching Coach Drew Benes

Athletic Trainer Matt DenBleyker

Strength Coach Logan Byman

Minor League Equipment Manager Pat Hagerty

Official Scorer Dave Taylor

Play-by-Play Broadcaster Matt Neverett

Scoreboard Operator Ken Magown

PA Announcer Jeff Phillips

Head Groundskeeper Andy Bartley

Home Clubhouse/Equipment Manager Mark McKnight

Visiting Clubhouse Manager Drake Corbino

Team ERA 2014 3.27

INDIVIDUAL BATTING LEADERS

Average Cabrera '11343

Base Hits Meadows '15 157

Runs Scored Grossman '11 127

Doubles Gonzales '11 36

Triples Rojas '12 12

..... Lewis '13 12

RBI Latimore '10 100

Strikeouts Garcia '13 158

Stolen Bases Tucker '17 30

Sacrifice Hits Grossman '10 12

..... Hayes '17 12

Base on Balls Grossman '11 104

INDIVIDUAL PITCHING RECORDS

W/L Kuhl '14 13

Most Games Krol '10 63

Most Wins Kuhl '14 13

Most Losses Rowland '13 11

Most Saves Krol '10 34

Most Innings Pribanic '10 154

Strikeouts Glasnow '14 157

Base on Balls Kuchno '14 58

ERA Glasnow '14 1.74

Hit Batters Rowland '13 17

Wild Pitches Taillon '12 14

Most Hits Duncan '15 194

Earned Runs Sampson '13 80

INDIVIDUAL FIELDING LEADERS

1B Espinal '15995

2B Ford '10990

3B Hayes '17974

SS Jones '15969

OF Luplow '16988

C Cabrera '11996

FIELD MANAGERS

2010 P.J. Forbes

2011-12 Carlos Garcia

2013 Frank Kremblas

2014 Tom Prince

2015-16 Michael Ryan

2017-18 Gera Alvarez

MEMBERSHIP

First Year in League 2010

Years in League 10

Championships 1

GENERAL INFORMATION

Built 1923

Stadium LECOM Park

Capacity 9,000

2018 Attendance 79,874

Season Attendance Record (2013) 109,845

MEDIA

Print Bradenton Herald, Sarasota Herald-Tribune

TV Bay News 9, ABC-7, SNN6

CLUB RECORDS

Games Won/Lost 2014 (78-61)561

Team Batting 2011278



CHARLOTTE STONE CRABS

2300 El Jobean Road, Building A, Port Charlotte, FL 33948

(941) 206-HITS (4487) • FAX (941) 421-7413

E-Mail: info@stonecrabsbaseball.com • Website: www.stonecrabsbaseball.com

Affiliate: Tampa Bay Rays

CLUB DIRECTORY

Vice President	Jared Forma
General Manager	Jeff Cook
Director of Finance	Lori Engleman
Director of Group Sales	Hallie Rubins
Director of Fan Engagement	Ashley Stephenson
Director of Food and Beverage	Brittany Jones
Director of Ticket Sales	Hallie Rubins
Broadcasting & Media Relations Manager	John Vittas
Stadium Operations Manager	Andrew Crawford
Video Production Manager	Chance Fernandez
Box Office Assistant	Jennifer Lundrigan
Sales Assistant	Sean Anderson
Sales Assistant	Walter Peretiatko
Sales Assistant	Ben Washer
Field Manager	Jeff Smith
Pitching Coach	Steve 'Doc' Watson
Coach	Joe Szekely
Coach	Ivan Ochoa
Athletic Trainer	James Ramsdell
Conditioning Coach	Sergio West
Clubhouse Manager	Anthony Dunagan
Public Address Announcer	Josh Grant

MEMBERSHIP

First Year in League	2009
Years in League	10
Championships	1

GENERAL INFORMATION

Stadium	Charlotte Sports Park
Capacity	7,670
2018 Attendance	104,193
Season Attendance Record (2010)	171,450

CLUB RECORDS

Games Won/Lost	2010 (80-59)575
Team Batting	2018274
Team ERA	2010	2.87
Team Fielding	2017976

INDIVIDUAL BATTING LEADERS

Average	Vogt '10345
Plate Appearances	Bortnick '11588
At Bats	Sheridan '11497
Base Hits	Bortnick '11145
Runs Scored	Bortnick '1196
Doubles	Sheridan '11, Gray '1838
Triples	Lee '1111
Home Runs	Malm, Segovia '1314

Total Bases	Bortnick '11	205
RBI	Shaffer '1373
Base on Balls	Bortnick '1179
Strikeouts	Beckham '10, Padlo '18	119
Stolen Bases	Bortnick '1143
Sacrifice Hits	Morris '1112
Sacrifice Flies	Sheridan '1112
Hit by Pitcher	Bortnick '1125
OBP	Bortnick '11428
SLG	Lowe '17	0.524
Games Played	Bortnick '11	132
Wild Pitches	Jarman '10, Rosenberg '18	13

INDIVIDUAL PITCHING RECORDS

W/L	Hall '09	14-7
Most Games	Quate '1049
Most Wins	Hall '0914
Most Losses	Moore '1011
Most Saves	Quate '1025
Most Innings	De Los Santos '10	149.2
Complete Games	3 Pitchers2
Strikeouts	Moore '10	208
Base on Balls	Romero '1276
ERA	Gorgen '0957
ERA (Min. 100 IP)	Downs '09	2.00
ERA (Min. 50 IP)	Brandt '14	1.17
Hit Batters	Barnese '1018
Wild Pitches	Jarman '1013
Shutouts	Rivero '132
Most Hits	De Los Santos '10	181
Earned Runs	De Los Santos '1072

INDIVIDUAL FIELDING LEADERS

1B	Sheridan '11995
2B	Guevara '13980
3B	Kevin Padlo '18952
SS	Lucius Fox '18966
OF	Biell '11, Milone '17	1.000
C	Rodriguez '17996

FIELD MANAGERS

2009-12	Jim Morrison
2013	Brady Williams
2014	Jared Sandberg
2015-17	Michael Johns
2018	Reinaldo Ruiz



2019 Record Book & Media Guide

FLORIDA STATE LEAGUE of Professional Baseball Clubs, Inc.

CLEARWATER THRESHERS

601 N. Old Coachman Road, Clearwater, FL 33765

(727) 712-4300 • FAX (727) 712-4498

E-Mail: info@threshersbaseball.com • Website: www.threshersbaseball.com

Affiliate: Philadelphia Phillies

CLUB DIRECTORY

Director, FL Operations	John Timberlake
General Manager, Clearwater Threshers	Jason Adams
Senior Manager, Corp. Partnerships	Dan McDonough
General Manager, Spectrum Field	Doug Kemp
Manager, Business Operations	Dianne Gonzalez
Assistant GM, Clearwater Threshers	Dan Madden
Office Manager	DeDe Angelillis
Manager, Ticket Operations	Pat Prevelige
Manager, Food and Beverage	Justin Gunsaulus
Manager, Community Engagement & Media Robert Stretch	
Manager, Merchandise	Robin Warner
Manager, Ballpark Operations	Jay Warren
Manager, Promotions	
& Game Entertainment	Dominic Repper
Senior Sales Associate	Bobby Mitchell
Corporate Sales Associate	Cory Sipe
Assistant Manager, Ticket Operations	Kyle Webb
Assistant Manager, Food and Beverage	Justin Stone
Assistant Manager, Merchandise	Shan Isett
Coordinator, Facilities & Operations	Sean McCarthy
Clubhouse Manager	Mark Meschede
Bar Manager	Damian Heinz
Suites Coordinator	Wendy Smith
Fun Team Coordinator	Lindsey Settlemyre
Group Sales Assistant	Victoria Phipps
Operations Assistant	Will Priest
Broadcaster	Thaddeus Krzus
Field Supervisor	Opie Cheek
Field Manager	Marty Malloy
Pitching Coach	Brad Bergesen
Hitting Coach	Tyler Henson
Coach	Ruben Gotay

MEMBERSHIP

First Year in League	1985
Years in League	35
Championships	2

GENERAL INFORMATION

Stadium	Spectrum Field
Capacity	8,272
2018 Attendance	181,686
Season Attendance Record (2017)	200,201

MEDIA	Tampa Bay Times
--------------------	-----------------

CLUB RECORDS

Games Won/Lost	1991 (81-49)	623
Team Batting	1999	281
Team ERA	1991	2.95

INDIVIDUAL BATTING LEADERS

Average	R. Jones '86371
Plate Appearances	Burnham '98	597
At Bats	Taylor '97	545
Base Hits	Florence '06	162

Runs Scored	Burgamy '06	110
Doubles	Ruf '11, Murphy '12	43
Triples	R. Jones '86	12
Home Runs	Howard '03	23
Total Bases	Key '97	257
RBI	Valent '99	106
Base on Balls	Espy '01, Burgamy '06	88
Strikeouts	Charles '14	156
Stolen Bases	Berry '08	51
Sacrifice Hits	Hanzawa '11	14
Sacrifice Flies	Fortenberry '86, Taylor '91	10
	Fisher '93, Valent '99, Florence '06	
Hit by Pitcher	Held '95, Kendall '96, Walsh '03	19

INDIVIDUAL PITCHING RECORDS

W/L	Service '87	13-4
Most Games	Agostinelli '94	64
	Blazier '94	64
Most Wins	Carpenter '07	17
Most Losses	Hernandez '02	16
Most Saves	Kawabata '98	33
Most Innings	Sims '88	176.1
	Silva '00	176.1
Complete Games	Thomas '89	11
Strikeouts	May '11	208
Base on Balls	Madden '85	95
ERA	Outman '07	2.45
Hit Batters	Bucktrof '02	19
Wild Pitches	Gomes '94	27
Shutouts	Freeman '85, Thomas '89	3
	Tranberg '94, Simon '04	
Most Hits	Silva '00	229
Earned Runs	Correa '10	101

INDIVIDUAL FIELDING LEADERS

1B	Martin '16998
2B	Alonso '13996
3B	Williams '18975
SS	Gamboa '18971
OF	Tokhiem '92, Lavin '12, Laird '17	1.000
C	Valle '11998

FIELD MANAGERS

1985	Ramon Aviles	2002-03	Roly DeArmas
1986	Ron Clark	2004	Mike Schmidt
1987	Rollie DeArmas	2005-06	Greg Legg
1988	Granny Hamner	2007	Dave Huppert
1989	Glenn Gulliver	2008	Razor Shines
1990-91	Lee Elia	2009	Ernie Whitt
1992-93	Bill Dancy	2010-11	Dusty Wathan
1994-95	Don McCormick	2012-13	Chris Truby
1996	Al LeBoeuf	2014	Nelson Prada
1997	Roy Majtyka	2015-16	Greg Legg
1998-99	Bill Dancy	2017-18	Shawn Williams
2000	Ken Oberkell		
2001	Ramon Aviles		
2002	John Morris		



DAYTONA TORTUGAS

110 East Orange Avenue, Daytona Beach, FL 32114

(386) 257-3172 • FAX (386) 523-9490

E-Mail: info@daytonatortugas.com • Website: www.daytonatortugas.com

Affiliate: Cincinnati Reds

CLUB DIRECTORY

Operated by	Tortugas Baseball Club, LLC
President	Ryan Keur
General Manager	Jim Jaworski
Controller	David Manning
Director of Sales	Austin Scher
Director of Ticket Sales	Melissa Balbach
Director of Ticket Operations	Paul Krenzer
Account Executive	Max Furbee
Business Development Manager	Anderson Rathbun
Sponsorship Fulfillment Coordinator	Amy Cecil
Community Relations & Outside Events Manager	Trevor Fay
Marketing Coordinator	Harolin Alvarez
Merchandise Consultant	Dan Bailey
Head Groundskeeper	Mike Georgiadis
Food and Beverage Manager	Alex Swartz
Stadium Operations & Event Manager	Thomas Vickers
Home Clubhouse Manager	Eric Torres
Manager	Ricky Gutierrez
Hitting Coach	Alex Palaez
Pitching Coach	Tom Brown
Bench Coach	Lenny Harris
Trainer	Ryan Ross
Strength and Conditioning Coach	Trey Strickland

MEMBERSHIP

First Year in League	1920
Years in League	74
Championships	6

GENERAL INFORMATION

Stadium	Jackie Robinson Ballpark
Capacity	4,200
2018 Attendance	120,728
Season Attendance Record (2008)	164,007

CHAMPIONSHIPS *Play-offs shortened due to hurricanes

YEAR	MANAGER	YEAR	MANAGER
1948	Sam Demma	2004 Co-Champions*	
1953	Ed Levy		Steve McFarland
1981	Carlos Alfonso	2008	Jody Davis
1995	Dave Trembley	2011	Buddy Bailey
2000	Richie Zisk	2013	Dave Keller

MEDIA WSBH, 1230 AM, 1490 AM
Online: www.daytonatortugas.com

CLUB RECORDS

Games Won/Lost	1939 (87-48)644
Team Batting	1953297
Team ERA	2008	3.51

INDIVIDUAL BATTING LEADERS

Average	Keith '55400
Plate Appearances	Stellern '50	689
At Bats	Truss '51	606
Base Hits	Stellern '50	210
Runs Scored	Stellern '50	146
Doubles	Burke '83	48
Triples	Rabe '39	23
Home Runs	Isabel '19	35
Total Bases	Truss '51	332
Runs Batted In	Dillard '56	127

Base on Balls	Healey '50	122
Strikeouts	Leaver '72	146
Stolen Bases	Bacon '03	71
Sacrifice Hits	Creel '40	23
Sacrifice Flies	Rucker '54	15
Hit by Pitcher	Devoss '13	23

INDIVIDUAL PITCHING RECORDS

W/L	Curtin '62	15-3
Most Games	Blasdel '03	56
Most Wins	Stabelfeld '48	28
Most Losses	Stabelfeld '47	21
Most Saves	Blasdel '03	27
Most Innings	Arendt '55	300
Complete Games	Gaddis '48	32
Strikeouts	Smith '55	320
ERA	Carel '40	1.50
Most Hit Batters	Brown '36	25
Base on Balls	Craumer '53	205
Wild Pitches	Hessler '79	28
Shutouts	Skulley '65	8
Most Hits	Stabelfeld '47	281
Earned Runs	Coppock '52	114

INDIVIDUAL FIELDING LEADERS

1B	Dzurilla '01996
2B	Thomas '08989
3B	Carhart '13963
SS	Frese '00975
OF	Dowler '94, Greenberg '04	1.000
C	Mizerock '81993

FIELD MANAGERS

1936	A. Anderson	1978	Leo Posada
1937	J. Sanders	1979-81	Carolos Alfonso
1938	J. Sanders/H. Wickie	1982	Eric Swanson
1939	Tom West	1985	Jim Hutto
1940	Dick Kerr	1986	Chino Cadahia
1941	B. Simmons/A. Thompson	1987	Marc Hill
1946	John Sosh	1993	Bill Hayes
1948-1949	Sam Derma	1994	Ken Bolek
1940	Dick Kerr	1995-96	Dave Trembley
1947	G. Hartley	1997-98	Steve Roadcap
1948-1949	Sam Derma	1999	Nate Oliver
1950	Red Ruffing	2000	Richie Zisk
1951	Mike Tresh	2001-02	Dave Trembley
1952	Red Kress	2003	Rick Kranitz
1953-1954	Ed Levy	2004	Steve McFarland
1955	John VanderMeer	2005	Richie Zisk
1956	Hank Majeski	2006	Don Buford/Bubby Bailey
1957-1959	Ray Wilson	2007-08	Jody Davis
1960	F. Calo	2009-11	Buddy Bailey
1961	Ray Wilson	2012	Brian Harper
1962	W. J. Robertson	2013-14	Dave Keller
1963	B. Hofman	2015-17	Eli Marrero
1964	G. Wilson/Bill Posedell	2018	Ricky Gutierrez
1965	Al Federoff		
1966-67	Gail Henley		
1968	Bill Bernier		
1969	Bob Shaw		
1970-72	Stan Wasiak		
1973	Bart Shirley/Bob Shaw		
1977	Jopse Martinea		



2019 Record Book & Media Guide

FLORIDA STATE LEAGUE of Professional Baseball Clubs, Inc.

DUNEDIN BLUE JAYS

373 Douglas Avenue #A, Dunedin, FL 34698

(727) 733-9302 • FAX (727)734-7661

E-Mail: dunedin@bluejays.com • Website: www.dunedinbluejays.com

Affiliate: Toronto Blue Jays

CLUB DIRECTORY

Director of Florida Operations	Shelby Nelson
General Manager	Mike Liberatore
Accounting Manager	Gayle Gentry
Manager, Retail Sales & Community Relations	Kathi Beckman
Coordinator, Retail	Kaylie Willis
Manager, Ticket and Box Office Operations ..	Jackie Purcell
Supervisor, Ticket and Box Office Operations ..	Craig Ball
Manager, Security and Stadium O	Steve Paliewicz
Clubhouse Operations	Bobby Walker
Coordinator, Community Relations	Matthew Woak
Coordinator, Media Relations	Andrew Thriffiley
Administrative Assistant and Receptionist	Dea Jones
Home Clubhouse Manager	Tony Kladis
Head Superintendent	Patrick Skunda
Assistant Superintendent	Brian Cox
Broadcaster	Jim Tarabochia
Announcer	Bill Christie
Manager	Cesar Martin
Hitting Coach	Matt Young
Pitching Coach	Jim Czajkowski
Coach/Analyst	Jake McGuiggan
Trainer	Michael Rendon
Strength and Conditioning Coach	Kyle Edlhuber

MEMBERSHIP

First Year in League	1978
Years in League	36
Championships	1

GENERAL INFORMATION

Stadium	Dunedin Stadium
Capacity	5,509
2018 Attendance	34,249
Season Attendance Record (1994)	80,126

MEDIA Tampa Bay Times

CLUB RECORDS

Games Won/Lost	1999 (86-51)628
Team Batting	1999288
Team ERA	1991	3.06
Team Fielding	2003, 2011	0.977

INDIVIDUAL FIELDING LEADERS

1B	Talley '11994
2B	Henry '94979
3B	Cosby '03957
SS	Goins '11967
OF	Davenport '03	1.000
C	Chiaffredo '99, Jimenez "11992

INDIVIDUAL BATTING LEADERS

Average	Butler '92358
Plate Appearances	Peeples '99	607
At Bats	Ramirez '95, Peeples '99	541
Base Hits	Izturis '99	165
Runs Scored	Lawrence '98	102
Doubles	Lind '05	42
Triples	Wilson '91	13
Home Runs	Delgado '92	30
Total Bases	Delgado '92	281
RBI	Delgado '92	100
Base on Balls	Lawrence '98	105
Strikeouts	Peters '00	164
Stolen Bases	Batiste '87	70
Sacrifice Hits	Montalvo '91	21
Sacrifice Files	Izturis '99	9
Hit by Pitcher	Kreuzer '07	25

INDIVIDUAL PITCHING RECORDS

W/L	Brow '92	14-2
Most Games	Daly '10	56
Most Wins	Cummings '87	18
Most Losses	Gregory '78	13
Moore '91, Hartshorn '97		
Most Saves	Barnes '12	34
Most Innings	Cummings '87	186.2
Complete Games	Baltz '79	11
Strikeouts	Carreno '10	173
Base on Balls	Moore '91	99
ERA	Boucher '90	0.75
Hit Batters	Reimers '01	20
Wild Pitches	Cromwell '89	25
Shutouts	Leal '79	4
Most Hits	Hartshorn '97	197
Earned Runs	Dean '01	97

FIELD MANAGERS

1978-79	Denis Menke
1987	Bob Bailor
1988-89	Doug Ault
1990-93	Dennis Holmberg
1994-95	Jim Nettles
1996-97	Dennis Holmberg
1997	Ernie Whitt
1998-99	Ralph Wheeler
2000-02	Marty Pevey
2003	Mike Basso
2004-09	Omar Malavé
2010-11	Clayton McCullough
2012	Mike Redman
2013	Bobby Meacham
2014-15	Omar Malavé
2016	Ken Huckaby
2017	John Schneider
2018	Casey Candaele



FLORIDA FIRE FROGS

631 Heritage Park Way, Kissimmee, FL 34744

(321) 697-3156 • FAX (321) 697-3199

Email: info@floridafirefrogs.com • Website: www.floridafirefrogs.com

Affiliate: Atlanta Braves

CLUB DIRECTORY

Chief Operating Officer	North Johnson
Assistant General Manager	
& Director of Operations	Adam Whitlow
Accounting Manager	Matt Fasano
Director of Ticket Operations.....	Garrett Washington
Director of Marketing	
& Game Day Operations	Keith Hellebrand
Clubhouse Manager	Ryan Damman
Head Groundskeeper.....	Wayne Thompson
Manager	Barrett Kleinknecht
Pitching Coach.....	Dan Meyer
Hitting Coach	Doug DeVore
Trainer.....	Dave Comeau
Strength and Conditioning Coach	Chris Cecere

MEMBERSHIP

First Year in League	2017
Years in League	3
Championships	0

GENERAL INFORMATION

Built	1984
Stadium	Osceola County Stadium
Capacity	5,300

CLUB RECORDS

Games Won/Lost.....	2017 (48-81).....	.372
Team Batting.....	2017.....	.255
Team ERA.....	2018.....	4.02
Team Fielding	2017.....	.969

INDIVIDUAL BATTING LEADERS

Average	Lago '17.....	.303
Plate Appearances	Didder '17	418
At Bats.....	Didder '17	462
Base Hits.....	Lago '18.....	126
Runs Scored.....	Didder '17	51
Doubles	Lago '17, Pache '18.....	20
Triples	Acuna '17, Didder '17, Pache '18	5
Home Runs	B. Davidson '18.....	20
Total Bases	Lago '17.....	172
RBI.....	B. Davidson '18.....	64

Base on Balls	Davidson '17.....	66
Strikeouts	B. Davidson '18.....	213
Stolen Bases.....	Didder '17	25
Sacrifice Hits.....	Didder '17, Salazar '17	8
Sacrifice Flies.....	Riley '17, Seymour '17	5
Hit by Pitcher	Didder '17	21

INDIVIDUAL PITCHING RECORDS

W/L	T. Davidson '18.....	7-10
Most Games	McLaughlin '17	35
Most Wins.....	Franco '17	6
Most Losses	Sanchez '17	12
Most Saves.....	McCreery '17	5
Most Innings	Walker '18.....	135
Complete Games	Caicedo '17	1

T. Davidson '18, Walker '18'

Strikeouts	Toussaint '17	123
Base on Balls	Sanchez '17	46
ERA.....	Franco '17	4.13
Hit Batters.....	Toussaint '17	8

Kennedy '17, Walker '17

Wild Pitches.....	Toussaint '17	10
Shutouts.....	Caicedo '17, T. Davidson '18.....	1
Most Hits	Sanchez '17	117
Earned Runs.....	Toussaint '17	59

INDIVIDUAL FIELDING LEADERS

1B	Castro '17981
2B	Lago '17972
3B	Riley '17965
SS.....	Salazar '17962
OF.....	Davidson '17994
C	Morales '17983

FIELD MANAGERS

2017.....	Paul Runge/"Rocket" Wheeler
2018.....	Luis Salazar



2019 Record Book & Media Guide

FLORIDA STATE LEAGUE of Professional Baseball Clubs, Inc.

FORT MYERS MIRACLE

14400 Six Mile Cypress Parkway, Fort Myers, FL 33912

(239) 768-4210 • FAX (239) 768-4211

E-Mail: miracle@miraclebaseball.com • Website: www.miraclebaseball.com

Affiliate: Minnesota Twins

CLUB DIRECTORY

Operated by	Kaufy Baseball
Owner	Andrew Kaufmann
President & GM	Chris Peters
Senior Director, Business Operations	Suzanne Reaves
Assistant General Manager/Operations	Judd Loveland
Assistant General Manager/Sales	Paul Kleinhans-Schulz
Director of Promotions	Daniel Straney
Director of Sales	Andy Wood
Director of Food/Beverage	Loren Merrigan
Account Executive	Kyle Hamer
Account Executive	Micah Beutell
Social Media Manager	Alexis Farinacci
Broadcaster	Marshall Kelter
Operations Assistant	Nate Whitaker
Merchandise Manager	Lynn Izzo
Head Groundskeeper	Keith Blasingim
Clubhouse Manager	Matt Tramp
Field Manager	Toby Gardenhire
Pitching Coach	Luis Ramirez
Hitting Coach	Matt Borgschulte
Trainer	Ben Myers
Strength & Conditioning Coach	Chuck Bradway
PA Announcer	Allen Woodward
Official Scorer	Scott Pederson

MEMBERSHIP

First Year in League	1927
Years in League	37
Championships	7

GENERAL INFORMATION

Stadium	William H. Hammond at CenturyLink Sports Complex
Capacity	9,300
2018 Attendance	123,882
Season Attendance Record (2015)	133,817

MEDIA

Fort Myers News Press/Naples Daily News/Cape Coral Daily Breeze/WBBH - NBC 2/WRVN-ABC 7/WINK - CBS 11/WFTX - Fox 4/WINK 1240AM/ESPN 770AM/ESPN 99.3FM

CLUB RECORDS

Games Won/Lost	1971 (94-47)	667
Team Batting	1998	273
Team ERA	2015	2.70

INDIVIDUAL BATTING LEADERS

Average	Andrew '73	336
Plate Appearances	Fuller '71	594
At Bats	Parks '67	543
Base Hits	Peterman '98	162
Runs Scored	Fuller '71	105
Doubles	Mientkiewicz '96	36
	Peterman '98, Butler '99	
Triples	Mason '62, Ray '70	13
Home Runs	Fuller '71	33
Total Bases	Fuller '71	298

RBI	Fuller '71, Peterman '98	110
Base on Balls	Mason '62	111
Strikeouts	Whitlock '05	158
Stolen Bases	Felston '98	86
Sacrifice Hits	Martin '68	24
Sacrifice Flies	Kubel '03	13
Hit by Pitcher	Oeltjen '05	20

INDIVIDUAL PITCHING RECORDS

W/L	Bromberg '09	13-4
Most Games	Perkins '85,86	59
	Kemp '02	59
Most Wins	Hebert '70	21
Most Losses	Kido '88	17
	Ward '07	17
Most Saves	Kemp '02	29
Most Innings	Fourroux '66	219.0
	Hebert '70	219.0
Complete Games	Fourroux '66	20
	Herbert '70	20
Strikeouts	Schlieve '65	215
Base on Balls	Wegener '65	117
ERA	Gillford '60	1.27
Hit Batters	Mills '99	16
Wild Pitches	LaRosa '98	22
Shutouts	Gillford '66	9
Most Hits	George '82	212
Earned Runs	Mills '99	94

INDIVIDUAL FIELDING LEADERS

1B	Mientkiewicz '96	998
2B	Raabe '92	991
3B	Lopez '17	975
SS	Miller '17	980
OF	Jones '95, Murphy '17	1,000
C	Garcia '17	995

FIELD MANAGERS

1963	Andy Semerick	1990	Mike Easler
1964-65	Bobby Morgan	1990-91	Fredi Gonzalez
1966	Billy DeMars	1992	Dan Rohn
1967	Cal Ripken	1993-94	Steve Liddle
1968	Harry Maimberg	1995	Al Newman
1969-72	Wood Smith	1996-97	John Russell
1973	Bobby Malkmus	1998-99	Mike Boulanger
1974-75	George Farson	2000-04	Jose Marzan
1976-77	Len Johnston	2005	Riccardo Ingram
1978	Jimmy Williams	2006-07	Kevin Boles
1979-80	Lance Nichols	2008-09	Jeff Smith
1981	Mannie Mandoza	2010-12	Jake Mauier
1982	Jose Arcla	2013-14	Doug Mientkiewicz
1982	John Tamargo	2015-16	Jeff Smith
1983	Jim Breazeale	2017	Doug Mientkiewicz
1984	Steve Smith	2018	Ramon Borrego
1985	Tom Bargarss		
1986	Fred Hatfield		
1987	Dan Norman		
1988	Jose Santiago		
1989	Jim Gattis		

2019 Record Book & Media Guide

FLORIDA STATE LEAGUE of Professional Baseball Clubs, Inc.



JUPITER HAMMERHEADS

4751 Main Street, Jupiter, FL 33458

(561) 775-1818 • FAX (561) 691-6886

Mail: frontdesk@rogerdeanchevroletstadium.com • Website: www.jupiterhammerheads.com

Affiliate: Miami Marlins

CLUB DIRECTORY

GM, Roger Dean Chevrolet Stadium.....	Mike Bauer (Jupiter Stadium LTD)
General Manager	Jamie Toole
Executive Assistant to the GM	Lynn Besaw
Media Relations Assistant	Abby Piper
Director of Accounting.....	Pam Sartory
Director of Corporate Partnerships.....	Jamie Toole
Director of Ticketing.....	Andrew Seymour
Director Grounds.....	Jordan Treadway
Assistant Groundskeeper	Tyler Spry
Assistant Director Grounds	Keith Fandel
Marketing & Promotions Manager	Sarah Campbell
Merchandise Manager.....	Taryn Taylor
Interim Merchandise Manager.....	Jake Cassidy
Stadium Building Manager	Walter Herrera
Ticket Office Manager	Lou Reyes
Event Services Manager	Dan Knapinski
Field Manager	Todd Pratt
Pitching Coach.....	Reid Cornelius
Hitting Coach	Kevin Witt
Defensive Coach	Danny Black
Athletic Trainer	Eric Reigelsberger
Strength Coach.....	Gregory Bourn
Clubhouse Manager	Simon Beloff
Visiting Clubhouse Manager	Casey Larkin

MEMBERSHIP

First Year in League	1998
Years in League	19

GENERAL INFORMATION

Stadium	Roger Dean Chevrolet Stadium
Capacity	6,804
2018 Attendance	69,095
Season Attendance Record (2001)	114,301

MEDIA

Post: Stuart News, South Florida, Miami Herald,
ESPN Radio 760 TV: WPEC-12, WPTV-5, WPF-25

CLUB RECORDS

Games Won/Lost.....	2002 (81-57)587
Team Batting.....	2005257
Team ERA	1999	3.09
Team Fielding	1999, 2002-2003973

INDIVIDUAL BATTING LEADERS

Average	Yelich '12519
Plate Appearances.....	Calloway '00596
At Bats.....	Smith '02549
Base Hits.....	Smith '02	164
Runs Scored.....	Sanchez '0789
	Ozuna '1289

Doubles	Cabrera '0243
Triples	Smith '0212
Home Runs	Ozuna '1224
Total Bases	Smith '02260
RBI.....	Ozuna '1295
Base on Balls	Machado '00, Magness '0279
Strikeouts	Schwab '98175
Stolen Bases.....	Reed '0353
Sacrifice Hits.....	Demarco '0320
Sacrifice Flies	Pond '9911
Hits by Pitcher.....	Lentz '9917
Plate Appearances	Calloway '00596

INDIVIDUAL PITCHING RECORDS

W/L	Russ '04	8-1
Most Games	Flannery '0258
Most Wins.....	Armas '98, Rasmussen '1112
Most Losses	Olmos '1117
Most Saves	Mendez '0829
Most Innings	Westbrook '98	171.0
Complete Games	Blank '993
Strikeouts	Olson '04158
Base on Balls	Olmos '1181
ERA.....	Ungs '03	1.99
Hit Batters.....	Nicholson '9820
Wild Pitches.....	Nicholson '9820
Shutouts	Bazardo '042
Most Hits	Bono '10, Hand '10187
Earned Runs.....	Olmos '1194

INDIVIDUAL FIELDING LEADERS

1B	Pond '99 (50 games)*998
1B	Morrison '08990
2B	Randel '08992
3B	Mitchell '05, Austin '11938
SS.....	Wilson '02963
OF.....	Molinaa '05995
C	Ackerman '01985

*Players with highest percentage that did not play in at least 2/3 or total games played.

FIELD MANAGERS

1998.....	Doug Sisson
1999-2000	Luis Dorante
2001	Tim Leiper
2002-04	Luis Dorante
2005-06	Tim Cossins
2007	Luis Dorante
2008.....	Brandon Hyde
2009	Tim Leiper
2010-11	Ron Hassey
2012-13	Andy Haines
2014-15	Brian Schneider
2016.....	Randy Ready
2017-18	Kevin Randel



2019 Record Book & Media Guide

FLORIDA STATE LEAGUE of Professional Baseball Clubs, Inc.

LAKELAND FLYING TIGERS

2301 Lakeland Hills Blvd., Lakeland, FL 33805

(863) 686-8075 • FAX (863) 687-4127

E-Mail: Zach.Burek@Tigers.com • Website: www.lakelandflyingtigers.com

Affiliate: Detroit Tigers

CLUB DIRECTORY

Operated by	Detroit Tigers, Inc.
Director of Florida Operations	Ron Myers
General Manager	Zach Burek
Assistant General Manager	Dan Lauer
Ticket Manager	Ryan Eason
Administrations/Operation Manager	Shannon Follett
Operations Assistant	Alison Streicher
Group Sales	Chimere Butler
Receptionist	Rosa Neblett
Team Chaplains	Mike Carl & Josue Mendoza
Merchandise/Concessions (Sportservice)	Tom Higley
Receptionist	Maria Walls
Heads Groundskeepers	Bryan French & Cory Brossart
Manager	Andrew Graham
Hitting Coach	Tim Garland
Pitching Coach	Jorge Cordova
Coach	Francisco Contreras
Strength & Conditioning Coach	Dax Fiore
Athletic Trainer	Jason Schwartzman
Clubhouse Manager	Pete Mancuso
Video Coordinator	Nate Hostetter
Official Scorer	Joe Falatek

MEMBERSHIP

First Year in League	1919
Years in League	69
Championships	6

GENERAL INFORMATION

Stadium	Publix Field at Joker Marchant Stadium
Capacity	79,061
2018 Attendance	49,551
Season Attendance Record (2014)	64,396

MEDIA The Ledger; Tampa Tribune; News Chief Radio WONN, WPCV, WLKF

CHAMPIONSHIPS

YEAR	MANAGER
1924	Thomas Leach
1954	Bello, Sewell, Turner
1976-77	Jim Leyland
1992	John Lipon
2012	Dave Huppert

LEAGUE RECORDS HELD BY CLUB

Batting	Most Consecutive Times Shut Out	5
	Most Walks Game	19
Fielding	Most Consecutive Games No Errors	10
Pitching	Most Hits Season	1,413
	Most Wild Pitches Season	127
	Fewest Balks Season	0

CLUB RECORDS

Games Won/Lost	2005 (85-48)	639
Team Batting	2005	276
Team Fielding	2005, 2011, 2017	978
Team Homeruns	2005	129

INDIVIDUAL BATTING LEADERS

Average	Staton '70	346
Plate Appearances	Stone '71	599
At Bats	Kapler '97	519

Base Hits	Staton '70	160
Runs Scored	Givens '60	102
Doubles	Kapler '97	40
Triples	Brook '94	14
Home Runs	Friere '97	24
	Strieby '08	24
Total Bases	Freire '97	260
RBI	Niehaus '54	117
Base on Balls	Niehaus '54	117
Strikeouts	Robbins '12	171
Stolen Bases	Suero '07	75
Sacrifice Hits	Jackson '75, Ruiz '83	17
Sacrifice Flies	Cornier '73	11
Hit by Pitcher	Lindsey '99	18

INDIVIDUAL PITCHING RECORDS

W/L	Sanz '12	11-13
Most Games	Braley '91	61
Most Wins	Ortega '54	20
Most Losses	Hamm '53	19
Most Saves	Homer '05	29
Most Innings	Donnelly '54	265.0
Complete Games	Ortega '54	23
Strikeouts	Bishop '62	224
Base on Balls	Hardin '64	165
ERA	Schwabe '88	1.61
Hit Batters	Kalita '00	15
Wild Pitches	Newton '64	33
Shutouts	Ike '73	7
Most Hits	Hamm '53	303
Earned Runs	Ortega '54	121

INDIVIDUAL FIELDING LEADERS

1B	Rendina '92	998
2B	Macias '97	989
3B	Johnson '80	966
SS	Givens '92	969
OF	Sollmann '98	996
C	Swiss '70	994

FIELD MANAGERS

1919-26	Not Available	1984	Bill Falney
1953	P. Crawford	1985	Jerry Grote
	A. Pirtle		M. Benedict
	P. Cantor	1986	Tom Burgess
	C. Aleno	1987	John Wockenfuss
1954	J. Bello	1988-92	John Lipon
	Rip Sewell	1993	Gerry Groninger
	Jim Turner	1994	Gerry Groninger
1955	Jim Turner		Dan Raley
1960	J. Lipon/C. Gassoway		Mark Wagner
1962	Bert Haas/Max Lanier	1995-96	Dave Anderson
1963	Gail Henley	1997-99	Mark Meleski
1964	Al Federoff	2000	W. "Skeeter" Barnes
1967	Frank Overmire	2001	Kevin Bradshaw
1968-69	Len Okezie	2002-04	Gary Green
1970-75	Dick Tracewski	2005-06	Mike Rojas
1976-78	Jim Leyland	2007	Kevin Bradshaw
1979	Fred Hatfield	2008-10	Andy Barkett
1980	Eddie Brinkman	2011-2016	Dave Huppert
1981	Ted Brazell	2017	Andrew Graham
1982	Bruce Kimm	2018	Mike Rabelo
1983	Ted Brazell		



PALM BEACH CARDINALS

4751 Main Street, Jupiter, FL 33458

(561) 775-1818 • FAX (561) 691-6886

E-Mail: palmbeachcardinals@rogerdeanchevroletstadium.com • Website: palmbeachcardinals.com

Affiliate: St. Louis Cardinals

CLUB DIRECTORY

General Manager, Roger Dean Chevrolet Stadium (Jupiter Stadium LTD)	Mike Bauer
General Manager	Andrew Seymour
Executive Assistant to the GM	Lynn Besaw
Media Relations Coordinator	Andrew Miller
Director of Accounting	Pam Sartory
Director of Corporate Partnerships	Jamie Toole
Director of Ticketing	Andrew Seymour
Director Grounds	Jordan Treadway
Head Groundskeeper	Mitchell Moenster
Assistant Director Grounds	Keith Fandel
Marketing & Promotions Manager	Sarah Campbell
Promotions & Group Sales Assistant	Jordan Anderson
Account Executive	Regine Hill
Stadium Building Manager	Walter Herrera
Ticket Office Manager	Lou Reyes
Event Services Coordinator	Dan Knapinski
Office Manager	Dianne Detling
Official Scorer	Lou Villano
Public Address Announcer	John Frost
Field Manager	Dann Bilardello
Pitching Coach	Will Ohman
Hitting Coach	Tyger Pederson
Coach	Jason Broussard
Trainer	Alexander Wolfinger
Strength Coach	Ross Hasegawa
Clubhouse Manager	Dave Vonderhaar
Visiting Clubhouse Manager	Casey Larkin

MEMBERSHIP

First Year in League	2003
Years in League	15
Championships	1

GENERAL INFORMATION

Stadium	Roger Dean Chevrolet Stadium
Capacity	6,804
2018 Attendance	64,008
Season Attendance Record (2006)	105,122

MEDIAJupiter Courier, Palm Beach Post,
Stuart News South Florida Sun-Sentinel TV: WPEC-12,
WPTV-5, WPBF-25, ESPN 106.3, 640 The Hurricane

CLUB RECORDS

Games Won/Lost	2006 (75-60)	.556
Team Batting	2007	.265
Team Fielding	2017	.977
Team ERA	2017	3.30

INDIVIDUAL BATTING LEADERS

Season Attendance Record (2006)	105,122	
Average	O'Neill '12	442
Plate Appearances	Lucena '06	582
At Bats	Lucena '06	490

Base Hits	Lucena '06	141
Runs Scored	Craig '07	77
Doubles	Castellanos '10	35
Triples	Yarbrough '07	11
Home Runs	Dryer '05	21
	Scruggs '11, Craig '07	21
Total Bases	Craig '07	224
RBI	Craig '07	77
Base on Balls	Nelson '07	80
Strikeouts	Dryer '05	130
Stolen Bases	Laya '04	41
Sacrifice Hits	Lucena '06	16
Sacrifice Flies	Schutzenhofer '04	8
	Gorecki '04	8
Hit by Pitcher	Schutzenhofer '05	13
	Sedbrook '10	13
	Curtis '10	13

INDIVIDUAL PITCHING RECORDS

W/L	Lambert '05	7-1
Most Games	Cali '03	62
Most Wins	Ottavino '07	12
Most Losses	Fornataro '11	13
Most Saves	Sillman '06, Worrell '05	35
Most Innings	Norrick '07	165.1
Complete Games	Adamczyk '04	3
Strikeouts	Norrick '07	134
Base on Balls	Norrick '07	73
ERA	Ottavino '03	3.08
Hit Batters	Caple '07	19
Wild Pitches	Adamczyk '04	26
Shutouts	Addition '08, Lyons '11	1
	Helsley '17, Gonzalez '17	
Most Hits	Heame '07	181
Earned Runs	Heame '07	91

INDIVIDUAL FIELDING LEADERS

1B	China '17	.994
2B	Shepherd '06	.991
3B	Dryer '05	.931
SS	Laya '04	.954
OF	DeJesus '08	.995
C	Derba '08	.992

FIELD MANAGERS

2003-2004	Tom Nieto
2005-2006	Ron Warner
2007-2008	Gaylen Pitts
2009	Tom Spencer
2010-11	Luiz Aguayo
2012-13	Johnny Rodriguez
2014	Dann Bilardello
2015-16	Oliver Marmol
2017-18	Dann Bilardello



2019 Record Book & Media Guide

FLORIDA STATE LEAGUE of Professional Baseball Clubs, Inc.

ST. LUCIE METS

525 NW Peacock Blvd, Port St. Lucie, FL 34986

(772) 871-2100 • FAX (772) 878-9802

E-Mail: info@stluciemets.com • Website: www.stluciemets.com

Affiliate: New York Mets

CLUB DIRECTORY

General Manager	Traer Van Allen
Executive Assistant	Mary O'Brien
Staff Accountant	Shannon Murray
Accounting Clerk	Christina Rivera
Director, Sales & Corporate Partnerships	Lauren DeAcetis
Director of Group Sales & Community Relations	Kasey Blair
Group Sales Coordinator	Josh Sexton
Director, Ticketing & Merchandise	Kyle Gleockler
Manager, Broadcast & Media Relations	Adam MacDonald
Coordinator, Social Media & Graphic Design	Marissa Kappus
Field Manager	Chad Kreuter
Pitching Coach	Ricky Bones
Hitting Coach	Bruce Fields
Trainer	Hiroto Kawamura
Performance Coach	Tanner Miracle
Mental Skills Coach	Samantha Gilmore
Official Scorer	Bill Whitehead
PA Announcer	Evan Nine
Scoreboard Operator	John Pianetti
Clubhouse Manager	Troy Moriarty

MEMBERSHIP

First Year in League	1988
Years in League	30
Championships	5

GENERAL INFORMATION

Stadium	First Data Field
Capacity	7,000
2018 Attendance	98,823
Season Attendance Record (2011)	105,379

MEDIA

TC Palm, TV: WPEC, WPBF, WPTV

CHAMPIONSHIPS

YEAR	MANAGER
1988	Clint Hurdle
1996	John Gibbons
1998	Howie Freiling
2003	Ken Oberkfell
2006	Gary Carter

CLUB RECORDS

Games Won/Lost	2010 (83-52)	615
Team Batting	2007	273
Team Fielding	2013	976
Team ERA	1991	2.58

INDIVIDUAL BATTING LEADERS

Average	Dina '99344
---------------	----------------	------

Plate Appearances	Curtis '93	573
At Bats	Davis '92	524
Base Hits	O. Garcia '93, Coles '06	156
Runs Scored	Riesgo '90	93
Doubles	Wright '03	39
Triples	Curtis '93	12
	Carrera '08	12

INDIVIDUAL PITCHING RECORDS

W/L	Strange '00	10-1
	Bross '89	8-2
Most Games	Short '96	58
Most Wins	Johnstone '90	15
Most Losses	Ludwick '94, Herbison '98	13
	CrisMatt '17	
Most Saves	Muniz '06	31
Most Innings	Miller '89	200.1
Complete Games	Johnstone '90	9
Strikeouts	Gonzalez '99	143
Base on Balls	Hiljus '94	90
ERA	K. Brown '88	1.81
Hit Batters	B. Keppel '02	16
	S. Moviel '09	16
Wild Pitches	Beaulac '10	26
Shutouts	Several Tied	3
Most Hits	Ramirez '94	202
Earned Runs	Herbison '98	84

INDIVIDUAL FIELDING LEADERS

1B	Welch, '11998
2B	Rivera '13982
3B	Wright '03951
SS	Flores '11966
OF	Cone '18	1.000
C	Valera '98993

FIELD MANAGERS

1988-89	Clint Hurdle
1990	Tim Blackwell
1991-93	John Tamargo
1994-95	Rafael Landestoy
1996-97	John Gibbons
1998-99	Howie Freiling
2000	Dave Engle
2001	Tony Tjerina
2002-03	Ken Oberkfell
2004-05	Tim Teufel
2006	Gary Carter
2007	Frank Cacciatore
2008-09	Tim Teufel
2010	Edgar Alfonzo
2011	Pedro Lopez
2012-14	Ryan Ellis
2015-16	Luis Rojas
2017-18	Chad Kreuter



TAMPA TARPONS

George M. Steinbrenner Field, One Steinbrenner Drive, Tampa, FL 33614
(813) 875-7753 • FAX (813) 673-3186

E-Mail: mgess@yankees.com • Website: www.tarponsbaseball.com

Affiliate: New York Yankees

CLUB DIRECTORY

VP Business Operations	Vance Smith
General Manager	Matt Gess
Assistant GM	Jeremy Ventura
Premium Ticket Services	Jennifer Magliocchetti
Manager, Ticket Operations & Promotions	Allison Stortz
Operations Coordinator	Katie Harvey
Digital Media Coordinator	Maddie Erhardt
Head Groundskeeper	Jeff Eckert
Manager	Aaron Holbert
Hitting Coach	Joe Migliaccio
Pitching Coach	Jose Rosado
Catching Coach	Michel Hernandez
Defensive Coach	Kevin Mahoney
Trainer	Michael Becker
Strength/Conditioning	Jacob Dunning
Broadcaster	Nick Flammia
Clubhouse Manager	J.R. Bassett

MEMBERSHIP

First Year in League	1919
Years In League	67
Championships	9

GENERAL INFORMATION

Stadium	George M Steinbrenner Field
Capacity	10,031
2018 Attendance	58,816
Season Attendance Record: (1997)	149,191

MEDIA Tampa Bay Times, Spectrum Sports

CHAMPIONSHIPS

YEAR	MANAGER
1920	Thomas Leach
1925	Charles Allen
1957	C. Gassoway
1961	J. VanderMeer
1994	Jake Gibbs
2001 (Co-Champions)	Brian Butterfield
2004 *(Co-Champions)	Billy Masse
*Play-offs shortened due to hurricanes	
2009	Luis Sojo
2010	Torre Tyson

LEAGUE RECORDS HELD BY CLUB

BATTING	Most Runs in Inning
	Most Consecutive Times Shut Out
	Fewest Runs by Opponent in Season
	Widest Margin Victory
	Most Strikeouts in Game
FIELDING	Fewest Assists in Game
PITCHING	Fewest Earned Runs Season
	Most Intentional Base on Balls Season

INDIVIDUAL BATTING LEADERS

Average	Reimer '59	.351
Plate Appearances	Curry '57	636
Net at Bats	Curry '57	558
Base Hits	Curry '57	186
Runs Scored	Curry '57	110

Doubles	Ehlers '06	.38
Triples	Rose '61	.30
Home Runs	Pratt '83; Jones '01	.21
Total Bases	Reimer '59	260
RBI	Moskus '59	110
Base on Balls	Moskus '59	.99
Strikeouts	A. Brown '02	.151
Stolen Bases	Barke '86	.64
Sacrifice Hits	Graumann '77	.18
Sacrifice Flies	Moskus '59	.12
Hit by Pitcher	Johnson '98	.19

INDIVIDUAL PITCHING RECORDS

W/L	Coe '57 (26-3)	.897
Most Games	Tessmer '96	.68
Most Wins	Coe '57	.26
Most Losses	Boozar '59, Thormodsgard '74	.15
Most Innings	Coe '57	.264
Complete Games	Cruze '57/58	.27
Strikeouts	Coe '57	.266
Base on Balls	Boras '65	.126
ERA	Brown '78	1.31
Hit Batters	Marsonok '01	.21
Wild Pitches	Boras '65	.28
Shutouts	Pekarcik '76	.8
Most Hits	Cruze '57	.219
Earned Runs	Dunn '57	.82

INDIVIDUAL FIELDING LEADERS

1B	Ehlers '06	.994
2B	Holmann '06	.992
3B	Runk '70	.965
SS	Ibarra '11	.970
OF	O'Neill	.995
C	Cervelli '07	.997

FIELD MANAGERS

1976	Ron Brand
1977	Jim Hoff
1978-79	Mike Compton
1980	George Scherger
1981	Jim Lett
1982-83	Jim Hoff
1984-87	Marc Bombard
1988	Mary Foley
1984-95	Jake Gibbs
1996	Trey Hillman
1997-98	Lee Mazzilli
1999-2000	Tom Nieto
2001	Brian Butterfield
2002	Mitch Seoane
2003-04	Billy Masse
2005	Joe Breeden
2006-09	Luis Sojo
2010	Torre Tyson
2011-13	Luis Sojo
2014	Al Pedrique
2015	Dave Bialas
2016	Patrick Osborn
2017	Jay Bell
2018	Patrick Osborn



INDIVIDUAL BATTING RECORDS

Highest Batting Average, Season.....	400	-----	Daniel Keith, Sanford-Daytona Beach, 1955
Lowest Batting Average, Leader, Season.....	296	-----	S. Charles Stewart, St. Petersburg, 1967
Most Games Played, Lifetime.....	1013	-----	Lyle Judy, St. Augustine, April 26, 1938 thru Aug. 28, 1951 (1938-126; 1939-139; 1947-120; 1948-138; 1949-130; 1951-131)
Most Consecutive Games Played, Lifetime.....	562	-----	Walton McMullen, Gainesville, April 15, 1936 thru July 18, 1939
Most Games Played, Season.....	146	-----	Luis Gonzalez, St. Petersburg, 1973
Most Times at Bat, Season.....	606	-----	Robert Truss, Daytona Beach, 1951
Most Times at Bat, Game.....	13	-----	Robert Taylor, St. Petersburg, June 14, 1966 (29 Innings)
Most Runs Scored, Season.....	150	-----	Maurico Ching, Ft. Lauderdale, July 11, 1985 (21 Innings)
Most Consecutive Games Scoring Runs.....	12	-----	Jesse Cade, DeLand, 1952
		-----	Donald Hopkins, West Palm Beach, August 2 (2nd game) thru August 15, 1973 (17 runs), Richard Aurilia, Charlotte July 24 thru August 4, 1993 (16 Runs)
Most Hits, Season.....	217	-----	Bruce Barnes, Orlando, 1950
Most Hits, Game.....	7	-----	Clarence Bray, Gainesville, April 29, 1938
Most Consecutive Games Hitting Safely.....	37	-----	Harold Garcia, Clearwater, July 4, 2010
Hit for the Cycle.....		-----	LAST: Gustavo Pierre, Dunedin, August 10, 2013. Tyrod Taylor, Brevard-Clearwater, April 29, 2014 Albert Almora, Daytona-Jupiter May 7, 2014
Most Total Bases, Season.....	332	-----	Robert Truss, Daytona Beach, 1951
Most Total Bases, Game.....	16	-----	Ryan Harvey, Daytona, July 28, 2006 (4 Homeruns) Javier Baez, Daytona, June 10, 2013 (4 Homeruns)
Most Singles, Season.....	170	-----	Bruce Barnes, Orlando, 1950
Most Singles, Game.....	6	-----	Ronnie Hall, Daytona, June 16, 1997
Most Doubles, Season.....	48	-----	Curtis Burke, Daytona Beach, 1983
Most Doubles, Game.....	4	-----	By many players. Last: Anthony Barron, Vero Beach, June 22, 1983
Most Triples, Season.....	30	-----	Peter Rose, Tampa, 1961
Most Triples, Game.....	3	-----	By many players. Last: Jose Cruz, St. Petersburg, June 11, 1967
Most Home Runs, Season.....	35	-----	Ibaniel Isabel, Daytona, 2018
Most Home Runs Game.....	4	-----	Ryan Harvey, Daytona, July 28, 2006 Javier Baez, Daytona, June 10, 2013
Most Grand Slam Home Runs, Season.....	3	-----	Albert Bullock, Palatka, 1959; Joseph Ferguson, Daytona Beach, 1969; Blair Barbier, 2002; Jared Koutnik, Tampa, 2004, Anthony Raglani, Vero Beach, 2005 Rock Shoulders, Daytona Beach, 2014 Adam Brett Walker, Fort Myers, 2014
Most Grand Slam Home Runs, Game.....	2	-----	Charles Reidell, St. Petersburg, June 14, 1959,
Most Runs Batted In, Season.....	140	-----	Bernard Lake, Sanford, 1946
Most Runs Batted In, Game.....	10	-----	Richard Banse, Cocoa, June 16, 1957 Steve Verduzco, Kissimmee, May 14, 1995
Most Sacrifice Hits, Season.....	35	-----	Lem Campbell, Sanford, 1939
Most Sacrifice Hits, Game.....	3	-----	By many players. Last: Kelly Ramos, St. Lucie, August 25, 1999
Most Sacrifice Flies, Season.....	18	-----	Tommy Thompson, Orlando, 1964
Most Sacrifice Flies, Game.....	3	-----	Jim Fortenberry, Clearwater, 1986
Most Stolen Bases, Season.....	116	-----	Allan Lewis, Leesburg, 1966
Most Stolen Bases, Game.....	5	-----	By many players. Last: Darren Blakely, Tampa, July 8, 2001
Most Times Caught Stealing, Season.....	33	-----	Alexis Sanchez, St. Petersburg, 1998
Most Times Caught Stealing, Game.....	4	-----	Alex Cole, St. Petersburg, May 18, 1986
Most Base on Balls, Season.....	153	-----	Lyle Judy, St. Augustine, 1950
Most Base on Balls, Game.....	6	-----	Cesar Hernandez, Clearwater Threshers
Most Intentional Bases on Balls, Season.....	21	-----	James Fuller, Miami, 1971
Most Intentional Bases on Balls, Game.....	4	-----	Thomas O'Brien, Palatka, August 22, 1956 Rich Butler, Dunedin, July 16, 1993
Most Strikeouts, Season.....	200	-----	Gerald Lyscia, Cocoa, 1965
Most Strikeouts, Game.....	6	-----	Maurico Ching, Ft. Lauderdale, July 11, 1985 Cord Sandberg, Clearwater, July 5, 2016
Fewest Strikeouts, Season.....	6	-----	Jerome Tiemann, St. Augustine, 107 games (100 or more games).....
Most Consecutive Games, No Strikeouts.....	47	-----	394 At Bats, 1941 Archie White, Leesburg 170 At Bats, June 23-August 22, 1956
Most Times Hit By Pitcher, Season.....	26	-----	Steven Sollmann, Brevard County, 2005 Tyler Bortnick, Charlotte, 2011
Most Times Hit by Pitcher, Game.....	3	-----	Virgilio Velazquez, Key West, August 20, 1973 Mark Chasey, Sarasota, July 25, 1990 Ray Durham, Sarasota, July 21, 1992 Santy Gullone, Clearwater, August 1995 Dan Fraraccio, St. Petersburg, June 26, 1997 Paul Chiaffredo, Dunedin, July 30, 2001 Ernest Villegas, Charlotte, April 14, 2001 Curtis Granderson, Lakeland, June 16, 2003

CLUB BATTING RECORDS

Highest Batting Average, Season.....	297	Daytona Beach, 135 games, 1953
Lowest Batting Average, Leader.....	231	Sarasota, 138 games, 1965
Lowest Batting Average, Season.....	192	Cocoa, 133 games, 1965
Most Times At Bat, Season.....	4963	Daytona Beach, 140 games, 1951
Fewest Times At Bat, Season.....	3792	Tampa, 126 games, 1967
Most Times At Bat, Game.....	104	St. Petersburg, June 14, 1966 (29 Innings)
	54	Charlotte, April 24, 1996
Most Times At Bat, Both Clubs, Game.....	206	St. Petersburg (104) vs Miami (102) June 14, 1966 (29 Innings)
	96	Charlotte (54) vs Sarasota (42) April 24, 1996
Most Runs Scored, Season.....	952	DeLand, 139 games, 1950
Most Runs Scored, Game.....	32	Tampa, June 30, 1958
Most Runs Scored, Both Clubs, Game.....	45	St. Augustine (26) vs Palatka (19), July 22, 1949 St. Augustine (27) vs Leesburg (18), August 18, 1949
Most Runs Scored, Inning.....	18	Tampa, May 24, 1978 (4th Inning)
Fewest Runs Scored, Season.....	320	West Palm Beach, 135 games, 1966
Most Hits, Season.....	1407	Sanford, 139 games, 1940
Most Hits, Game.....	27	Gainesville, April 29, 1939, Leesburg, June 6, 1947 Daytona Beach, May 6, 1948, Cocoa, June 16, 1957 Daytona Beach, June 14, 1998 (10 Innings) Clearwater vs. Daytona , April 16, 2013
Most Hits, Both Clubs, Game.....	50	Daytona (27) vs Sarasota (23) (10 Innings), June 14, 1998
	45	Lakeland (24) vs Fort Myers (21), June 2, 2003
	41	Daytona Beach (27) vs Palatka (14), May 6, 1948 Tampa (26) vs Sarasota (15), August 5, 2002
Most Doubles Season.....	291	Dunedin, 140 games, 1998
Most Doubles, Game.....	9	Clearwater, September 3, 1994 Daytona at Brevard, August 2, 2013
Most Triples, Season.....	97	Daytona Beach, 135 games, 1939
Most Triples, Game.....	6	St. Petersburg, May 26, 1967 Daytona Beach, May 17, 1968
Most Home Runs, Season.....	137	St. Lucie, 134 games, 2005
Most Home Runs, Game.....	10	Dunedin, July 21, 1999
Most Home Runs, Both Clubs, Game.....	10	St. Petersburg (7) vs Dunedin (3), July 30, 1989
Most Sacrifice Hits, Season.....	175	St. Augustine, 139 games, 1939
Most Sacrifice Hits, Game.....	9	St. Augustine, June 22, 1939
Most Sacrifice Flies, Season.....	69	Osceola, 137 Games, 1989
Most Sacrifice Flies, Game.....	4	By many clubs. Last: Vero Beach May 13, 2003
Most Stolen Bases, Season.....	360	Osceola, 1988 (137 games)
Most Stolen Bases, Game.....	12	DeLand, April 15, 1940
Most Left on Base, Season.....	1254	Orlando, 140 games, 1955
Most Left on Base, Game.....	27	Ft. Lauderdale, July 11, 1985 (21 Innings)
Most Bases on Balls, Season.....	1098	DeLand, 139 Games, 1950
Most Bases on Balls, Game.....	19	Daytona Beach, May 29, 1966 Lakeland, April 15, 1985
Most Bases on Balls, Both Clubs, Game.....	28	Miami (15) vs Pompano Beach (13), April 20, 1973 (2nd game) (7 Innings)
Most Intentional Bases on Balls, Season.....	57	West Palm Beach, 1984
Most Intentional Bases on Balls, Game.....	5	Palatka, August 22, 1956; Ft. Lauderdale, August 28, 1969 (1st game)
Most Total Bases, Season.....	2076	Dunedin, 140 games, 1998
Most Total Bases, Game.....	47	Cocoa, June 16, 1957
Most Total Bases, Both Clubs, Game.....	65	Daytona Beach (44) vs Palatka (21), May 6, 1948
Most Strikeouts, Season.....	1236	Jupiter, 135 Games, 2017
Most Strikeouts, Game.....	26	Tampa, May 24, 1981 (22 Innings)
	23	Daytona, July 19, 2014 vs Fort Myers (17 Innings)
Most Strikeouts, Both Clubs, Game.....	41	Tampa (19) vs Lakeland (22), April 8, 2017 (16 Innings)

**CLUB BATTING RECORDS** (Continued)

Most Times Hit by Pitcher, Season	97	St. Lucie, 138 Games 2017
Most Times Hit by Pitcher, Game	8	Gainesville, July 9, 1936
Most Runs Batted In, Season	794	Daytona Beach, 135 games, 1953
Most Runs Batted In, Game	27	Leesburg, August 19, 1939
Most Times Caught Stealing, Season	124	Osceola, 137 games, 1988; Sarasota 133 games, 1992
Most Times Caught Stealing, Game	6	St. Petersburg, May 11, 1993 (by Ft. Lauderdale)
Highest Score Shutout Victory	22-0	DeLand over Leesburg, May 15, 1952
Widest Margin of Victory	32-1	Tampa over Orlando, June 30, 1958
Longest Game by Innings	29	Miami (4) vs St. Petersburg (3) June 14, 1966
Longest Tie Game	16	In Ocala (7) vs Daytona Beach (7) June 9, 1940 Orlando (3) vs Palatka (3) June 29, 1958
Most Consecutive Times Shutting Out Opponents	4	St. Petersburg, August 6-6-7-9, 1968 Dunedin, August 9-13-13-14, 1979 Lakeland, August 24-25-25-28, 1990 Dunedin, August 24-25-26-27, 1991 Tampa, August 12-13-14-17, 1994
Most Consecutive Times Being Shut Out	5	Tampa, June 25-25-26-28-19, 1966 Lakeland, August 7-7-8-8-9, 1969
Most Shutouts, League, Season	174	1972
Most Consecutive Games Won, Season	22	St. Petersburg, April 16 thru May 19, 1966
Most Consecutive Games Lost, Season	32	Gainesville, August 4 thru Sept. 2, 1946 (Streak interrupted after 18 consecutive losses by 11 inning tie game)

INDIVIDUAL PITCHING RECORDS

Highest Won/Lost Percentage, Season	.938	David Morgan, St. Petersburg (W-15 L-1) 1964
Lowest Won/Lost Percentage, Leader, Season	.640	Fran Gornicki, Daytona Beach (W-16 L-9) 1936 James McGloin, DeLand (W-16 L-9) 1936
Lowest Earned Run Average, Season	0.90	Earl Willoughby, Ft. Lauderdale, 1965
Highest Earned Run Average, Leader, Season	3.10	Jake Woodford, Palm Beach, 2017
Most Games, Season	75	Dan Ricabal, Vero Beach, 1997
Most Games Started, Season	42	Harrell Toenes, DeLand, 1940 C. George Fultz, Gainesville-DeLand, 1950
Most Complete Games	32	Wally Gaddis, Daytona Beach, 1948
Most Consecutive Complete Games, Season	21	Joe Howington, Sanford, May 11-Aug. 14, 1946 James Horsford, St. Pete., April 22-Aug. 20, 1958
Most Games in Relief, Season	75	Dan Ricabal, Vero Beach, 1997
Most Games Finished in Relief, Season	71	Dan Ricabal, Vero Beach, 1997
Most Wins, Season	29	Stanley Karpinsky, St. Augustine, 1949
Most Consecutive Wins, Season	17	James H. Dean, Sanford, June 7-Aug. 20, 1939
Most Losses, Season	23	Ballard Branham, Leesburg, 1948
Most Consecutive Loses, Season	14	Darrell Turner, Key West, Apr 30-Jul 29, 1974
Most Decisions, Season	40	George Koval, DeLand (W-20 L-20), 1946
Most Saves, Season	38	John Kelly, St. Peters. 1992; Barry Manuel, Char. 1990 Robert Dickey, Charlotte, 1998
Most Innings Pitched, Season	340.2	Jake Bunch, Leesburg, 1938
Most Innings Pitched, Game	21	Milton Ralst, Palatka, May 27, 1948
Most Runs, Season	193	C. George Fultz, Gainesville, 1946
Most Runs, Game	24	Douglas Ivey, Palatka, August 19, 1939
Most Earned Runs, Season	153	Ballard Branham, Leesburg, 1948
Most Earned Runs, Game	21	Ronald Stead, Orlando, June 30, 1958
Most at Bats by Opponents, Season	1402	Jake Bunch, Leesburg, 1938
Most Hits, Season	335	Peter Kalosh, Leesburg, 1940
Most Hits, Game	24	William Kennedy, Orlando, April 29, 1939
Most Innings, No Hit Game	10.1	Richard Young, Lakeland, April 25, 1967
Most Home Runs, Season	27	James Manias, St. Petersburg, 1998



INDIVIDUAL PITCHING RECORDS (Continued)

Home Runs, Game	4	By many pitchers. Last: Clint Hosford, Vero Beach May 11, 2003; Ryan Borucki, Dunedin vs. Tampa April 26, 2016
Most Bases on Balls, Season	205	Ernest Crammer, Daytona Beach, 1953
Most Bases on Balls, Game	19	Mason Leeper, Gainesville, July 10, 1947
	18	Nelson Skuce, Orlando, June 30, 1958 (7 Inn.)
Most Intentional Bases on Balls, Season	17	Larry Gable, Tampa, 1970
Most Intentional Bases on Balls, Game	5	Robert Geist, Tampa, June 18, 1971
Most Strikeouts, Season	302	John Ivory Smith, Daytona Beach, 1955
Most Strikeouts, Extra Inning Game	22	Roger Nelson, Sarasota, May 16, 1964 (14 Inn.)
Most Strikeouts, Game	21	Sid Fernandez, Vero Beach, May 14, 1982
Most Hit Batters, Season	25	Walter Brown, Daytona Beach, 1936
		Alex Swailes, DeLand, 1937
		Norman Hughes, Gainesville, 1955
Most Hit Batters, Game	6	Walter Brown, Daytona Beach, July 9, 1936
Most Wild Pitches Season	37	Gene Brabender, St. Petersburg, 1962
		Paul Jaeckel, Palatka, 1962
Most Wild Pitches, Game	8	Richard Lupardo, Cocoa, June 7, 1953
Most Balks, Season	16	Scott Diez, West Palm Beach, 1988
Most Balks, Game	4	Andrew Linehan, Osceola, May 27, 1992
Most Shutouts, Season	9	Stanley Karpinski, St. Augustine, 1949
		Paul Gilliford, Miami, 1966
Most Consecutive Shutouts, Season	5	Paul Gilliford, Miami, Aug. 13-Aug. 27, 1966
Most Consecutive Shutout Innings	48.1	Paul Gilliford, Miami, Aug. 9-Aug. 27, 1966
Best Average Innings Per Base on Balls Season	26.0	Scott Comer, Brevard County, 1999
		(5 walks in 130 innings)

TWENTY GAME WINNERS

	W	L	Pct
Stanley Karpinski, St. Augustine, 1949	29	5	.853
Elvin Stabelfield, Daytona Beach, 1948	28	8	.778
Joe Angel, Jacksonville Beach, 1953	28	10	.737
Thomas Mills, Jacksonville Beach	27	7	.794
Harry Coe, Tampa, 1957	26	3	.897
Elbert Padgett, Gainesville, 1937	26	6	.813
Wally Caddis, Daytona Beach, 1948	26	9	.743
Julio Guerra, Cocoa, 1957	26	9	.743
Harrell Toenes, DeLand, 1940	26	13	.667
Rolando Ortega, Gainesville, 1955	25	5	.758
Wally Goddis, Daytona Beach, 1949	25	8	.758
Forrest Brewer, St. Augustine, 1936	25	11	.694
John Valmas, Orlando, 1955	25	11	.694
George Fultz, Gainesville, 1949	25	12	.676
Sidney Hudson, Sanford, 1939	24	4	.857
Myril Hoag, Gainesville, 1948	24	4	.857
Julio Navarro, Cocoa, 1956	24	8	.750
Milton Haefner, DeLand, 1939	24	9	.727
Myril Hoag, Gainesville, 1949	24	9	.727
Fred Swindells, Orlando, 1941	23	6	.793
Dick McMillan, Gainesville, 1949	23	9	.719
Romon Salgado, Palatka, 1949	23	9	.719
Alex Gordey, Orlando, 1955	23	9	.719
Jake Bunch, Leesburg, 1937	23	10	.697
George Fultz, Gainesville, 1947	23	10	.697
John Blodgett, DeLand, 1954	23	10	.697
Peter Kolash, Leesburg, 1940	23	13	.639
Jake Bunch, Leesburg, 1936	23	16	.590
Charles Kane, St. Augustine, 1941	22	4	.846
William Miller, Daytona Beach, 1953	22	6	.786
Ray Konkoleski, Jacksonville Beach, 1954	22	6	.786
J. D. Creel, Daytona Beach, 1940	22	7	.759
Scott Cary, Orlando, 1946	22	7	.759



2019 Record Book & Media Guide

FLORIDA STATE LEAGUE of Professional Baseball Clubs, Inc.

TWENTY GAME WINNERS (Continued)

Howard Martin, Orlando, 1946	22	7	.759
Henry Hardin, St Petersburg, 1963	22	7	.759
James Ketcher, St. Augustine, 1948	22	8	.733
Cleo Jeter, Sanford, 1939	22	9	.710
James Vickrey, DeLand, 1953	22	9	.710
Richard Hearn, St. Augustine, 1940	22	10	.688
Cilberto Clark, Palatka, 1959	22	10	.688
Robert Arendt, Daytona Beach, 1955	22	14	.611
J. H. Dean, Sanford, 1939	21	4	.840
Joseph Maseda, Leesburg, 1946	21	6	.778
Michael Hebert, Miami, 1970	21	7	.750
Orlando Pena, Daytona Beach, 1955	21	8	.724
Edward Harper, DeLand, 1941	21	9	.700
Robert Cruze, Tampa, 1957	21	9	.700
Edward Harper, DeLand, 1937	21	10	.677
Bob Kennington, DeLand, 1946	21	10	.677
Cecil Hudson, Palatka, 1952	21	10	.677
Gene F. Smith, St. Augustine, 1946	21	12	.636
Warren Fralick, Daytona Beach, 1937	21	14	.600
Edward A. Smith, Palatka, 1937	21	17	.533
Eugene Nelson, Ft. Lauderdale, 1980	20	3	.870
Floyd Shiver, Daytona Beach, 1957	20	5	.800
Bernard Lake, Sanford, 1948	20	6	.769
Jodie Howington, Sanford, 1946	20	7	.741
Ed Gasque, Daytona Beach, 1952	20	7	.741
Jake Bunch, Leesburg, 1939	20	8	.714
Stanley Zedalis, Orlando, 1948	20	8	.714
Rolando, Ortega, Lakeland, 1954	20	9	.690
Owen Wright, Sanford, 1937	20	10	.667
Thomas Hyde, Orlando, 1947	20	11	.645
George Koval, DeLand, 1946	20	20	.500

NINE INNING NO HIT GAMES

John Bradshaw	St. Augustine vs Orlando	August 28, 1937
Jim McMullen	DeLand vs Orlando	September 2, 1937 (Lost)
Frank Huson	Palatka vs Gainesville	July 21, 1939
Forrest Brewer	St. Augustine vs Orlando	June 6, 1938
W. J. Davis	Gainesville vs DeLand	May 25, 1940
Don Ryan	Gainesville vs Ocala	June 16, 1940
Eddie Harper	DeLand vs Leesburg	July 10, 1940
John Moore	Gainesville vs Ocala	August 19, 1941
Bill Fucha	DeLand vs St. Augustine	April 26, 1946 (Lost)
Carl Kettles	Sanford vs Gainesville	June 2, 1946
Charles Bowles	Palatka vs DeLand	June 24, 1948
Bernard Lake	Sanford vs DeLand	July 24, 1948
Myril Hoag	Gainesville vs St. Augustine	August 12, 1948
Elvin Stabelfield	Daytona Beach vs Gainesville	August 17, 1948
Leonard Koenen	Daytona Beach vs Palatka	August 31, 1950
Joe Angel	Jacksonville Beach vs. St. Augustine	April 26, 1952
Bill Herman	Jacksonville Beach vs Leesburg	May 22, 1952
Tom Mills	Jacksonville Beach vs Cocoa	July 4, 1952
Ray Britt	Jacksonville Beach vs Cocoa	July 27, 1953
Jim Vickrey	DeLand vs Jacksonville Beach	August 11, 1953
Ray Konkoleski	Jacksonville Beach vs Cocoa	July 15, 1954
John Blodgett	DeLand vs Daytona Beach	August 4, 1954
Harry Coe	Tampa vs Orlando	August 30, 1957
Michael Mattiace	Palatka vs Daytona Beach	May 3, 1960
Michael Mattiace	Palatka vs Tampa	May 12, 1960 (this was his next start)
James Schamp	Lakeland vs St. Petersburg	May 25, 1960
Henry Harden	St. Petersburg vs Tampa	July 18, 1963
Phil Massicotte	Daytona Beach vs Miami	May 21, 1964
Bill Palko (7)-Dave Morgan (2)	St. Petersburg vs Sarasota	August 14, 1964
Mike Daniel	St. Petersburg vs Fort Lauderdale	September 8, 1964

NINE INNING NO HIT GAMES (Continued)

Michael Wegener.....	Miami vs Daytona Beach	June 15, 1965
Michael Kilkenny	Daytona Beach vs Tampa	July 24, 1965
William Matusz (7)-Ronald Herr (2)	West Palm Beach vs Tampa	Aug. 10, 1966
Richard Young	Lakeland vs Winter Haven.....	April 25, 1967 (1 .1 of 12 Inn Game)
Robert Hall	Tampa vs West Palm Beach	May 22, 1967
Percival Ford	West Palm Beach vs. Fort Lauderdale.....	June 1, 1967 (PERFECT GAME)
James Merrick	Orlando vs Fort Lauderdale.....	August 18, 1967
Larry Bohannon	Orlando vs Leesburg	May 13, 1968 (PERFECT GAME)
Geoffrey Zahn	Daytona Beach vs St. Petersburg	June 30, 1968
Danny Osborn.....	Tampa vs Cocoa	July 21, 1969
Travis King	Daytona Beach vs Key West.....	July 27, 1969
Steven Patterson	Miami vs West Palm Beach	April 22, 1972 (9.2 Inn of 10 Inn)
T. Blake Green	Cocoa vs Winter Haven	May 14, 1972
Michael Heintz	Tampa vs Lakeland	July 21, 1972 (lost) (9.2 Inn of 10 Inn)
Marc Bombard	Tampa vs Lakeland.....	June 6, 1975 (PERFECT GAME)
Frank Harris	Lakeland vs St. Petersburg	April 25, 1976
Michael Chris	Lakeland vs St. Petersburg	May 6, 1977
Donald Cooper.....	Fort Lauderdale vs Fort Myers	August 7, 1978
Luis Leal	Dunedin vs Tampa	May 11, 1979
Jack O'Connor	West Palm Beach vs Fort Myers.....	June 28, 1979
Larry Williams	Fort Myers vs West Palm Beach	August 26, 1980
Sid Fernandez.....	Vero Beach vs Winter Haven.....	April 24, 1982
Bobby Kenyon.....	Vero Beach vs Fort Myers	May 23, 1982
Sid Fernandez.....	Vero Beach vs Fort Lauderdale	June 8, 1982
Les Stroker	Tampa vs Winter Haven	July 17, 1982
Mike Olson	Fort Myers vs St. Petersburg	May 18, 1983
Tom Epple	St. Petersburg vs Tampa	August 21, 1984
Barry Wohler	Vero Beach vs St. Petersburg	July 17, 1985
Pat Hentgen, William Blair, Enrique Burgos	Dunedin vs Osceola	May 10, 1988
Rob Haas	Lakeland vs Clearwater	April 14, 1989
Romon Manon	Fort Lauderdale vs Dunedin.....	May 1, 1989 (Game 2)
Dan Yite.....	Winter Haven vs Dunedin.....	July 25, 1989
Mike Dreyer	Fort Lauderdale vs St. Petersburg.....	July 21, 1990
Fred Debnay	Sarasota vs Baseball City.....	August 3, 1991
Danny Matznick	Sarasota vs Charlotte	August 26, 1991 (9 of 15 inning game)
Tom Singer	Dunedin vs Miracle	May 5, 1992
*Andy Carter.....	Clearwater vs Winter Haven.....	August 23, 1992
*Scott Bakkm	Winter Haven vs Clearwater	August 23, 1992 (Lost) *SAME GAME
Felix Rodriguez	Vero Beach vs Sarasota	August 28, 1993
Jerry Martin (8), Luis Garcia.....	Charlotte vs Clearwater	August 1, 1994
David Hutcheson.....	Daytona vs St. Petersburg	August 4, 1994
Eric Moody.....	Charlotte vs Sarasota	April 20, 1995
Clemente Nunez.....	Brevard County vs West Palm Beach.....	May 28, 1995
Rafael Roque	St. Lucie vs Dunedin.....	June 28, 1995
Kerry Wood (8), Jairup Diaz (2).....	Daytona vs Tampa	July 28, 1996
Chris Corn (8), Jay Tessmer (1)	Tampa vs Clearwater	August 21, 1996
K. Wood (7), D. Brown (1), B. Hammack (1).....	Daytona vs Vero Beach	August 24, 1996
Alberto Blanco.....	Kissimmee vs Daytona	June 25, 1997
Ryan Bradley	Tampa vs Lakeland.....	June 22, 1998
Eric Ireland.....	Kissimmee vs St. Petersburg	June 23, 1999 (PERFECT GAME)
Brad Thomas.....	Fort Myers vs Charlotte	July 12, 1999
Casey Fossum	Sarasota vs Clearwater	August 7, 2000
Nick Regilio	Charlotte vs Jupiter	June 9, 2001 (PERFECT GAME)
Joel Hanrahan	Vero Beach vs Jupiter	April 12, 2002
Julio DeLaCruz	Clearwater vs Sarasota	August 18, 2006
Evan Anundsen	Brevard County vs Daytona	April 29, 2009
Chris Corrigan.....	Palm Beach vs Charlotte	August 29, 2012 (PERFECT GAME)
Matt Loosen.....	Daytona vs Dunedin	July 8, 2013
Jorgan Cavanerio (6), Raudel Lazo (1).....	Jupiter vs Palm Beach	May 7, 2016
Drew Steckenrider (1), Jose Adames (1)	Daytona vs Jupiter.....	June 13, 2016
Tyler Mahle	Daytona vs Jupiter.....	June 13, 2016
Drew Anderson (4), Will Morris (4), Victor Arano (1).....	Clearwater vs. St. Lucie	July 10, 2016



SEVEN INNING NO HIT GAMES

Jack Gilbert.....	St. Augustine vs Leesburg	May 12, 1950
Donald McGue	Tampa vs Orlando	June 10, 1957
Andre Pleau	Orlando vs Daytona Beach	June 13, 1957
Arthur Henriksen	St. Petersburg vs Daytona Beach	May 27, 1958
John Flachman.....	Palatka vs St. Petersburg	July 29, 1958
William Fazekas (3) Billy Carter (4).....	Cocoa vs Tampa	Aug. 6, 1958
Gale Peregrin	Palatka vs Tampa	August 18, 1958
Marcel Guilbault.....	Orlando vs Daytona Beach	August 26, 1959
Ronald Visheau (2) Paul McKenzie (5)	Daytona Beach vs Tampa	Aug. 3, 1960
John Bauer	Daytona Beach vs St. Petersburg	May 17, 1961
Robert Olson	Leesburg vs Orlando	May 24, 1961
Mike McCarthy	Daytona Beach vs Leesburg	June 28 1961 (PERFECT GAME)
Gilbert Downs.....	Sarasota vs Fort Lauderdale	June 20, 1963
Gilbert Blanco.....	Fort Lauderdale vs Orlando	June 22, 1964
Robert Richmond.....	Miami vs Daytona Beach	August 18, 1964
Raymond Newman	Lakeland vs Miami	August 29, 1964
William Seifert (1,2), Gus Marco (.1)		
Robert Hoy (2), Charles Kuhn (3).....	Daytona Beach vs Miami	April 27, 1965
Drannon Guinn.....	West Palm Beach vs Daytona Beach	July 23, 1965
Philip Knuckles.....	St. Petersburg vs Orlando	May 2, 1966
Stanley Robinson	Cocoa vs Tampa	May 2, 1966
David Lowery.....	Orlando vs Cocoa	May 6, 1966
Joseph Borowy	Orlando vs Winter Haven	July 9, 1966
G. Anthony King	West Palm Beach vs Orlando	July 28, 1966
Don Lohse.....	Leesburg vs Winter Haven	August 23, 1966
John Rawls	Miami vs Orlando	August 25, 1966
Robert Patrylo	Miami vs. St. Petersburg	July 4, 1967
Charles Thompson	St. Petersburg vs Tampa	August 6, 1967
Robert Ware	Lakeland vs Miami	August 17, 1967
Dan Roberts.....	Daytona Beach vs Fort Lauderdale.....	August 11, 1968
Edward Silverman	West Palm Beach vs St. Petersburg	August 14, 1968
Balor Moore.....	West Palm Beach vs Key West.....	August 18, 1969
West Larry Kline (3.2), Dennis Yline (.1)		
Robert L Williams (3).....	West Palm Beach vs Pompano Beach	July 2, 1970
Milton Kelly	Orlando vs DeLand.....	August 28, 1970
James R. Richard	Cocoa vs Daytona Beach	August 28, 1970
Randal Fairbanks	Daytona Beach vs St. Petersburg	May 4, 1971
William Hosey	Orlando vs Cocoa	May 16, 1971
Fred Arvo	Lakeland vs West Palm Beach.....	July 8, 1971 (PERFECT GAME)
Daniel Carey.....	Pompano Beach vs Cocoa	June 4, 1972 (6 Innings)
Mark Bomback	Winter Haven vs Orlando	June 20, 1972
Cary T. Smith	Miami vs Key West	July 17, 1972
Eleno Guen	Cocoa vs Orlando	August 13, 1972
Kenneth Forfar.....	Lakeland vs Tampa.....	May 1, 1973
L Antonio Gonzalez	St. Petersburg vs Winter Haven	June 3, 1973
Randall Tate	Pompano Beach vs Fort Lauderdale.....	June 8, 1973
Edward Ricks.....	Fort Lauderdale vs Pompano Beach	June 27, 1973
Richard Jensen.....	Tampa vs Miami	July 25, 1973
	Tampa vs Lakeland.....	Aug. 25, 1973
	Tampa vs Key West.....	Aug. 9, 1974

SEVEN INNING NO HIT GAMES (Continued)

William Caudill.....	St. Petersburg vs Winter Haven	May 14, 1975 (6 Innings)
George Riley.....	Pompano Beach vs Fort Lauderdale.....	July 11, 1976
Samuel Steward	Miami vs Winter Haven	July 20, 1976
Hal Dues.....	West Palm Beach vs Pompano Beach	August 1, 1976 (6 Innings)
Thomas Kibbee	Miami vs Pompano Beach.....	August 12, 1976 (PERFECT GAME)
Jose Alcantara	Fort Lauderdale vs Fort Myers	June 26, 1978 (Lost)
A. Theis Meyer	St. Petersburg vs Tampa	July 29, 1978
Charles Puleo	Dunedin vs St. Petersburg	August 13, 1979
Michael Dowless.....	Tampa vs Fort Myers	May 22, 1980
Walter Vanderbush.....	Fort Myers vs Daytona Beach.....	June 9, 1981
Derek Botelho.....	Fort Myers vs Miami	June 17, 1981
John Nurthen	Fort Lauderdale vs Miami.....	August 11, 1981
Randall Cy Neal	Lakeland vs Winter Haven.....	August 23, 1981
Brandon Chesser	West Palm Beach vs Tampa.....	July 26, 1981
John Moeliler	Lakeland vs Fort Myers	August 6, 1982
Walter Pierce.....	St. Petersburg vs Miami	August 9, 1982
Francisco Cota	Miami vs Tampa	April 23, 1983
Christian Martinez	St. Petersburg vs Lakeland.....	June 9, 1984
Duane James	Lakeland vs Daytona Beach.....	July 18, 1984
Bill Fulton.....	Fort Lauderdale vs Lakeland	July 2, 1985
Ernie Bacon.....	Tampa vs Miami	July 3, 1985
Mike Friedrich	Osceola vs Lakeland.....	August 4, 1985
Vincent Horsman, Robert Watt	Dunedin vs Miami	May 1, 1988
Al Collins	West Palm Beach vs Miami	August 10, 1988
Dean Hartgraves.....	Osceola vs Winter Haven.....	August 21, 1989 (6 Innings)
Clay Daniel	Miami vs Fort Lauderdale.....	June 12, 1990
Danny Cox (7), Bob Gaddy (2)	Clearwater vs Baseball City	April 21, 1991
Johnny Ruffin.....	Sarasota vs Charlotte	June 14, 1991
Sean Snedeker.....	Vero Beach vs St. Lucie.....	August 28, 1991
Joey Eischen	West Palm Beach vs Vero Beach.....	June 16, 1992
Eric Weaver	Vero Beach vs Fort Lauderdale	July 17, 1992
Roberto Duran (5), Ron Hollis (1), Joe Jacobsen (1)	Vero Beach vs West Palm Beach.....	June 28, 1995
Joe Atwater	St. Lucie vs Dunedin	June 10, 1996
Joel Hanrahan	Vero Beach vs Brevard County	July 4, 2002 (6 Innings)
Daniel McCutcheon, Jose Veras	Tampa vs St. Lucie.....	July 27, 2007
Tyler Lyons(7).....	Palm Beach vs Fort Myers	August 8, 2011
Jose Ramirez (6), Branden Pinder (1)	Tampa vs St. Lucie.....	July 12, 2012 (7 Innings)
Buddy Borden.....	Charlotte vs Clearwater.....	May 13, 2015 (7 Innings)
Brad Allen (4), Adonys Cardona (1.1), Tim Mayza (1.2)	Dunedin at Lakeland.....	April 23, 2016
Harold Arauz	Clearwater vs Fort Myers.....	July 30, 2017
Oddy Nunez.....	Bradenton, vs. Fort Myers	June 24, 2018 (8 Innings)
Deivi Garcia/Christian Morris,	Tampa, vs. Clearwater	August 6, 2018 (8 Innings – Lost)



CLUB PITCHING RECORDS

Lowest Earned Run Average, Season	2.01	Fort Lauderdale, 139 games, 1965
Highest Earned Run Average, Season.....	5.18	Gainesville, 137 games, 1946
		Gainesville, 139 games, 1958
Highest Earned Run Average, Leader, Season	3.59	Daytona Beach, 134 games, 1959
Most Complete Games, Season.....	99.....	Orlando, 138 games, 1956
		St. Petersburg, 143 games, 1958
Fewest Complete Games, Season.....	0.....	Charlotte, 140 games, 2002
Most Saves, Season.....	59.....	West Palm Beach, 132 games, 1990
Fewest Saves, Season.....	8.....	Key West, 131 Games, 1972
Fewest Earned Runs, Season	267.....	Fort Lauderdale, 139 games, 1950
Most Earned Runs, Season	681.....	Gainesville, 137 games, 1946
Most Runs by Opponents, Season	1038.....	Palatka, 139 games, 1950
Fewest Runs by Opponents, Season.....	366.....	Tampa, 131 games, 1975
Fewest Hits, Season	823.....	Fort Lauderdale, 123 games, 1969
Most Hits, Season	1413.....	Lakeland, 136 games, 1953
Fewest Home Runs, Season.....	8.....	West Palm Beach, 133 games, 1965
Most Home Runs, Season.....	141.....	Vero Beach, 139 games, 1998
Fewest Bases on Balls, Season	244.....	St. Lucie, 136 games, 1992
Most Bases on Balls, Season	844.....	Daytona Beach, 135 games, 1953
Fewest Intentional Bases on Balls, Season.....	0.....	Jupiter, 140 games, 1998
		Lakeland, 132 games, 2016
Most Intentional Bases on Balls, Season	89.....	Tampa, 132 games, 1970
Most Strikeouts, Season	1257.....	Tampa, 135 games, 2018
Fewest Strikeouts, Season.....	428.....	Leesburg, 135 games, 1946
Fewest Hit Batters, Season	13.....	St. Petersburg, 140 games, 1977
Most Hit Batters, Season	102.....	St. Petersburg, 137 games, 1999
		Sarasota, 139 games, 1999
Fewest Wild Pitches, Season	27.....	Jacksonville Beach, 136 games, 1952
		Fort Myers, 127 games, 1983
Most Wild Pitches, Season.....	127.....	Lakeland, 115 games, 1962
Fewest Balks, Season.....	0.....	Lakeland, 130 games, 1960
		Miami, 133 games 1970
Most Balks, Season	68.....	Miami, 134 games, 1988
Most Shutouts of Opponents, Season	27.....	Miami, 138 games, 1966
Fewest Shutouts of Opponents, Season.....	1.....	Gainesville, 139 games, 1958
		Sanford, 131 games, 1959
		Daytona, 140 games, 1998
Most Consecutive Times Shutting Out Opponents.....	4.....	St. Petersburg, August 6-6-7-9, 1968
		Dunedin, August 9-13-13-14, 1979
		Lakeland, August 24-25-25-28, 1990
		Tampa, August 12-13-14-17, 1994
		Dunedin, August 24-25-27-27, 1991
Most Consecutive Times Being Shut Out	5.....	Tampa, June 25-25-26-28-29, 1966
		Lakeland, August 7-7-8-8-9, 1969

INDIVIDUAL FIELD RECORDS - FIRST BASEMAN

Highest Fielding Average, Season998	Mike Rendina, Lakeland 115 games, 1992
		Doug Mientkiewicz, Fort Myers, 126 games, 1996
		Stefan Welch, St. Lucie, 114 games, 2011
		Kyle Martin, Clearwater, 104 games, 2016
Lowest Fielding Average, Leader, Season979	Herman Niehouse, Lakeland, 1955
Most Games, Season	142	Oscar Humphreys, Daytona Beach, 1940
Most Chances Accepted, Season	1471	Robert Pritchard, Sanford, 1937
Most Chances, Accepted, Game	36	Terrence, Milani, St. Petersburg, June 14, 1966 (33-PO 3-A) (29 Innings)
	23	Reggie Otero, St. Augustine, May 29, 1938 (23 PO 0-A)
Most Putouts, Season	1413	Robert Pritchard, Sanford, 1937
Most Putouts, Game	33	Terrence Milani, St. Petersburg, June 14, 1966
		Reggie Otero, St. Augustine, May 29, 1938
Fewest Putouts, Game	0	Joe Eaton, Gainesville, May 30, 1947
Most Assists, Season	119	Gary Rajsich, Cocoa, 1977
Most Assists, Game	6	Kevin Seitzer, Fort Myers, June 25, 1985
		Tim Richardson, Miami, May 31, 1985
Most Errors, Season	45	Joseph Altobelli, Daytona Beach, 1951
Most Errors, Game	4	Wayne Cage, Key West, June 26, 1973 (2nd)
		Randall Harvey, Lakeland, April 17, 1981
		Marc Niethammer, West Palm Beach, May 12, 1995
Most Consecutive Games, No Errors	95	Kyle Martin, Clearwater, April 7 to August 24, 2016
Most Double Plays, Season	137	Clayton Sterling, DeLand, 1941
Most Double Plays, Game	5	AJ Ludwig, Lakeland 2016
Most Triple Plays, Game	1	Chris Paul, Fort Myers, 2017

FANS for the CURE

**PROSTATE CANCER IS A
MAJOR CAUSE OF DEATH
OF MEN IN AMERICA.**

**Protect the At-Risk Men
in Your Life.**



KEY PROSTATE CANCER FACTS + CONSIDERATIONS

RISK FACTORS

Age – Most prostate cancer cases occur in men age 60 and older. Yet, a significant number of men are diagnosed in their 40's and early 50's.

Race/Ethnicity – Black men have the highest death rate for prostate cancer of any racial or ethnic group in the US, over twice the rate of white men according to the American Cancer Society.

Family History – Men with a father or brother with prostate cancer are 2.5 times more likely to develop the disease.

CANCER SCREENING

Prostate cancer screening is a simple blood test - the PSA - which checks the concentration of prostate-specific antigens.

There is a strong correlation between both elevated PSA levels and/or high percentage changes in scores between tests and the presence of prostate cancer. Yet, there are other conditions besides prostate cancer that can raise PSA levels.

High or rapidly changing PSA levels can lead to additional tests. These are often sophisticated blood tests and biopsies.

TREATMENT

Early Detection – Early diagnosis allows for more treatment options and leads to far more favorable outcomes.

Active Surveillance – Increasingly men with milder cases of prostate cancer are advised by doctors to begin with non-surgical treatment - monitoring tumors via the PSA and other blood tests - to measure the disease's progress.

Get Another Opinion – As testing and detection of prostate cancer improve, its treatments evolve. Seeking a second or third opinion is a great approach.

At Fans for the Cure, rely on us as a trusted source for information on prostate cancer, early detection awareness, treatment options, and clinical trials.

Get detailed, fact-based information about prostate cancer on our website.

fansforthecure.org/MiLB2019

INDIVIDUAL FIELD RECORDS

SECOND BASEMAN

Highest Fielding Average, Season996	Carlos Alonso, Clearwater; 117 games, 2013
Lowest Fielding Average, Leader, Season950	Kenneth Cochran, St. Petersburg, 1963
.....	.950	Edward Houseknecht, Orlando, 1950
Most Games, Season	142	Henry Wayton, Daytona Beach, 1940
Most Chances Accepted, Season	872	Robert Thomas, Gainesville-Leesburg, 1940
Most Chances Accepted, Game	18	Thomas Coulter, St. Petersburg (8-PO 10-A)
.....	June 14, 1966 (29 Innings)
.....	Donald Murray, Sanford, June 30, 1947,
.....	James Miller, Cocoa, June 1, 1955 (9-PO 8-A)
Most Putouts, Season	414	W. Lee Hipp, Cocoa, 1951
Most Putouts, Game	10	Donald Murray, Sanford, June 30, 1947
.....	Timothy Gorsuch, Miami, Aug. 27, 1970
.....	Jeff Patzke, Dunedin, May 7, 1995
.....	Richard Almanzar, Lakeland, July 28, 1995
Most Assists, Season	479	Lyle Judy, St. Augustine, 1948
Most Assists, Game	13	Doug Saunders, St. Lucie, May 10, 1991
Most Errors, Season	56	John Castro, Orlando, 1961
Most Errors, Game	4	By many players. Last: Cesar Crespo,
.....	Brevard County, July 9, 1999
Most Consecutive Games, No Errors	73	John Varga, Ft. Lauderdale,
.....	May 21 thru August 11, 1974 (2nd)
Most Double Plays, Season	119	Russell Sehon, DeLand, 1941
Most Double Plays, Game	6	Thomas Arias, Pompano Beach, May 23, 1969
Most Triple Plays, Game	1	Sean Miller, Fort Myers, 2017

INDIVIDUAL FIELD RECORDS

THIRD BASEMAN

Highest Fielding Average, Season974	Ke'Bryan Hayes, Bradenton, 108 games, 2017
Lowest Fielding Average, Leader, Season870	Lance Madsen, Osceola, 1990
Most Games, Season	142	Edmond Jusczyk, Daytona Beach, 1940
Most Chances Accepted, Season	593	William Cates, St. Augustine, 1937
Most Chances Accepted, Game	14	Chris Snopek, Sarasota, August 14, 1993
.....	(5-PO 9-A 1E-13 Innings)
.....	14	David Burke, Gainesville, April 29, 1949
.....	(7-PO 6-A)
Most Putouts, Season	247	William Cates, St. Augustine, 1937
Most Putouts, Game	7	David Burke, Gainesville, April 29, 1949
Most Assists, Season	355	Lou Lucca, Tampa, 1994
Most Assists, Game	11	Butch Huskey, St. Lucie, July 12, 1992
.....	Mark VanBlaricom, Fort Myers,
.....	June 22, 1986 (14 Innings)
.....	Pete Rose, Sarasota, August 17, 1991 (12 Innings)
Most Errors, Season	64	Joseph Tomek, Leesburg, Sanford, 1950
Most Errors, Game	6	Virgilio Velazquez, Key West, June 24, 1973
Most Consecutive Games, No Errors	44	Luis Ojeda, Miami, Beginning June 7, 1986
Most Double Plays, Season	49	Clavin Ermer, Orlando, 1950
Most Double Plays, Game	4	Tracy Woodson, Vero Beach, May 9, 1985
.....	Larry Breedlove, St. Petersburg, May 22, 1985
.....	Gavin Baugh, Brevard County, June 7, 1995
.....	Rafael Gross, Vero Beach, August 13, 1995
.....	Larry Huff, Clearwater, August 10, 1996
.....	Jose Santos, Brevard County, June 10, 2000
Most Triple Plays, Game	1	Brandon Lopez, Fort Myers, 2017

SHORTSTOPS

Highest Fielding Average, Season975	Nathan Frese, Daytona, 113 games 2000
Lowest Fielding Average, Leader, Season.....	.894	Eugene Ciolek, Gainesville-St. Augustine, 1946
Most Games, Season	146	Luis Gonzalez, St. Petersburg, 1973
Most Chances Accepted, Season.....	796	William Mostransky, DeLand, 1951
Most Chances Accepted, Game.....	18	Julio Lugo, Kissimmee, June 4, 1997 - 14 innings
.....	(4-PO 12-A, 2-E)
.....	18	Eric Riggs, Vero Beach, July 17, 1998
.....	(5-PO, 12-A, 1-E) -17 Innings
.....	16	Kevin Pearson, Tampa, June 13, 1987
.....	(5-PO 10-A 1-E)
.....	16	Joe Dellicarri, St. Lucie, June 3, 1990, (4-PO 12-A)
.....	16	Joe Lawrence, Dunedin, May 16, 1998, (5-PO 11-A)
Most Putouts, Season	376	Willard Ehrardt, St. Augustine, 1949
Most Putouts, Game	9	Enzo Hernandez, Cocoa, June 29, 1967-13 Inn.
.....	8	Kevin Drury, Key West, May 29, 1975-Played
.....	only 5 games at shortstop entire season. Johnny
.....	Carvajal, West Palm Beach, April 21, 1996
Most Assists, Season	547	William Mostransky, DeLand, 1951
Most Assists, Game	14	Oscar Flores, Leesburg, July 23, 1966
Most Errors, Season.....	89	Albert Bryant, Sanford, 1946
Most Errors, Game.....	6	Louis Rogino, Gainesville, July 30, 1938
.....	Luis DeLeon, Winter Haven, April 27, 1976
Most Consecutive Games, No Errors	57	Michael Matvey, St. Petersburg, June 19 thru
.....	August 31, 1995
Most Double Plays, Season.....	105	Robert Latmore, Miami, 1986Chris Petersen,
.....	Daytona, 1993
Most Double Plays, Game	6	Jesus Alfaro, Pompano Bch, June 11, 1978, (7 Inn.)

OUTFIELDERS

Highest Fielding Average, Season	1.000	Steve Greene, Ft. Lauderdale, 92 games, 1974
.....	Daniel Wieser, Ft. Myers, 96 games, 1979
.....	Quinn Mack, W. Palm Beach, 95 games, 1988
.....	Brock McMurray, Vero Beach, 97 games, 1991
.....	David Tokhiem, Clearwater, 102 games 1992
.....	Demetrius Dowler, Daytona, 118 games, 1994
.....	Ben Jones, Fort Myers, 103 games, 1995
.....	Jesus Feliciano, Vero Beach, 111 games, 2001
.....	Ron Davenport Dunedin, 109 games, 2003
.....	Adam Greenberg, Daytona, 95 games, 2004
.....	Ben Revere, Fort Myers, 2009
.....	Pete Lavin, Clearwater, 2012
.....	Mark Laird, Clearwater, 2017
Lowest Fielding Average, Leader, Season.....	.959	Clint Coulter, Brevard, 2015
Most Games, Season	142	Theodore Dixon, Daytona Beach, 1940
.....	Miguel Santos, Daytona Beach, 1968
Most Chances Accepted, Season.....	425	Robert Rucker, Palatka, 1950
Most Chances Accepted, Game.....	12	Robert Arendt, Lakeland, June 19, 1953 (9-PO 3-A)
Most Putouts, Season.....	407	Robert Rucker, Palatka, 1950
Most Putouts, Game	12	Josh Carter, Tampa, August 30, 1966 (18 Inn.)
.....	10	Buster Kinard, DeLand, April 19, 1936
.....	Jerome White, W. Palm Beach, June 27, 1971
.....	Michael D. Anderson, Key West, Aug. 19, 1975
.....	Mark Little, Charlotte, May 31, 1995
.....	11 (9 Innings)	Jason Waugh, Dunedin, July 16, 2003
Most Assists, Season	30	James Emmerich, Gainesville, 1950
.....	Robert Arendt, Lakeland, 1953
Most Assists, Game	4	S. Charles Steward, St. Petersburg, May 7, 1967
Most Errors, Season.....	29	Loren Chain, St. Augustine, 1950
Most Errors, Game.....	3	By many players. Last: Adam Greenberg,
.....	Daytona, August 21, 2002
Most Consecutive Games, No Errors	129	Anthony Brewer, Vero Beach,
.....	April 21 thru August 31, 1980
Most Double Plays, Season.....	10	Aaron Hicks, Fort Myers, 2011
Most Double Plays, Game	2	Many players. Last: Rob Avila, Clearwater,
.....	May 18, 2002



CATCHERS

Highest Fielding Average, Season	.998	Wilson Contreras, 73 Daytona games, 2014
Lowest Fielding Average, Leader, Season	.971	Sebastian Valle, Clearwater, 90 games, 2011
Most Games, Season	141	Ike Livingston, Gainesville, 1938
Most Chances Accepted, Season	1094	Furman Owens, St. Augustine, 1937
Most Chances Accepted, Game	31	Patrick Corrales, Tampa, 1960
	21	Federico Velazquez, Leesburg, August 30, 1966 (27-PO) 4-A (18 Innings)
		Ralph Dulaney, Gainesville, July 5, 1947 (17-PO 4-A)
Most Putouts, Season	1011	Patrick Corrales, Tampa, 1960
Most Putouts, Game	27	Federico Velazquez, Leesburg August 30, 1966 (18 Innings)
Most Errors, Season	36	Brad Hatman, Clearwater
Most Errors, Game	4	Jaime Cepoda, Leesburg, June 29, 1966
		Nephthale Mora, Ft. Lauderdale, June 1, 1969
Most Consecutive Games, No Errors	82	Chris Unrat, Charlotte, April 4, 1996
		Donald Werner, Tampa, May 23 thru August 26, 1974
Most Double Plays, Season	22	Manuel Onis, Orlando, 1940
Most Double Plays, Game	3	Peter Gonzalez, Lakeland, June 8, 1993
		Dave Morgan, Duneedin, June 18, 1997
Most Passed Balls, Season	44	Joseph Ferguson, Daytona Beach, 1969
Most Double Plays, Game	6	James Miller, Cocoa, July 12, 1956

PITCHERS

Most Games, Season	75	Dan Ricabal, Vero Beach, 1997
Most Chances Accepted, Season	114	Ronald Banovic, Sanford, 1960
Most Chances Accepted, Game	11	Walter Walters, Ft. Laud., 6/1/68 (4-PO 7-A)
Most Putouts, Season	29	Robert Arendt, Daytona Beach, 1955
Most Putouts, Game	5	Joel Finch, Winter Haven, May 14, 1976
		Bob Alton, Miami, April 11, 1987
		Robbie Guzik, St. Lucie, July 31, 1992
		Tavo Alarez, West Palm Beach, July 17, 1992
Most Assists, Season	106	Ronald Banovic, Sanford, 1960
Most Assists, Game	9	Harold Cohick, Gainesville, June 25, 1941
		Herman Johnson, Cocoa, April 26, 1969
Most Errors, Season	18	Lucas Bailly, Charlotte, 2012
Most Errors, Game	3	By many pitchers. Last: Richy Nolasco, Daytona, April 22, 2003
Most Consecutive Games, No Errors	75	Dan Ricabal, Vero Beach, April 4 thru August 31, 1997
Most Double Plays, Game	4	Albert Suarez Charlotte, 2012

CLUB FIELD RECORDS

Highest Fielding Average, Season	.985	Bradenton, 132 games, 2017
Lowest Field Average, Leader, Season	.949	Daytona Beach, 140 games, 1955
Lowest Field Average, Season	.922	Gainesville, 137 games, 1946
Most Assists, Game	36	St. Petersburg, June 14, 1966 (29 Innings)
	25	St. Augustine, May 25, 1939
Fewest Assists, Game	0	Leesburg, July 23, 1966
		Tampa vs Orlando, April 13, 1967 (2nd)
		Leesburg vs. Lakeland, August 29, 1967 (2nd) (7 Innings)
Most Errors, Season	440	Baseball City vs. Vero Beach, May 2, 1991
Most Errors, Game	12	Gainesville, 137 games, 1946
Most Errors, Both Clubs, Game	18	Daytona Beach, May 19, 1961
		Daytona Beach (12) vs. St. Petersburg (6) May 19, 1961
Most Double Plays, Season	168	Clearwater, 135 games, 1994
Most Double Plays, Game	7	West Palm Beach, July 31, 1972, (2nd) (13 Innings)
	6	Pompano Beach, May 23, 1969
		Pompano Beach, June 11, 1978, (7 Inn.)
		Miami, May 1, 1987
Most Consecutive Games, No Errors	10	Lakeland, June 13 thru June 23, 1972
Most Triple Plays	2	Charlotte, 139 games, 1996
		Lakeland, 139 games, 2002
Most Passed Balls, Season	65	Cocoa, 127 games, 1970
Most Passed Balls, Game	6	Cocoa, July 12, 1956



YEARLY FINAL STANDINGS

(*) WON PENNANT, (**) WON PLAYOFF, (* *) WON BOTH

1919	W	L	PCT	GB
Sanford*	45	29	.608	-----
Orlando	44	30	.595	-----1
Lakeland	40	37	.519	-----6½
Bartow	35	44	.443	-----12½
Bradenton	34	45	.430	-----13½
Tampa	33	46	.418	-----14½

1920	W	L	PCT	GB
Tampa**	79	27	.745	-----
Bradenton	59	34	.578	-----13½
Daytona Beach	58	45	.563	-----18½
Bartow	56	49	.533	-----22½
Orlando	43	59	.422	-----34
Lakeland	42	63	.400	-----36½
Sanford	40	65	.381	-----38½
St. Petersburg	38	64	.373	-----39

1921	W	L	PCT	GB
Orlando*	73	42	.635	-----
Tampa	64	50	.561	-----8½
Lakeland	59	56	.513	-----14
Daytona Beach	54	60	.474	-----18½
St. Petersburg	50	65	.435	-----23
Jacksonville	45	72	.385	-----29

1922	W	L	PCT	GB
St. Petersburg**	72	43	.626	-----
Orlando	59	52	.532	-----11
Tampa	54	60	.474	-----17½
Daytona Beach	53	60	.469	-----18
Lakeland	52	61	.460	-----19
Jacksonville	50	64	.439	-----21½

1923	W	L	PCT	GB
Orlando**	78	39	.667	-----
Bradenton	74	46	.617	-----5½
St. Petersburg	62	57	.521	-----17
Lakeland	57	61	.483	-----21½
Daytona Beach	47	70	.402	-----31
Tampa	37	82	.311	-----42

1924	W	L	PCT	GB
Lakeland*	77	42	.647	-----
St. Petersburg	71	49	.592	-----6½
Orlando	66	51	.564	-----10
Bradenton	54	64	.458	-----22½
Tampa	46	71	.393	-----30
Daytona/Clearwater	40	77	.342	-----36

Daytona to Clearwater July 15 Day (26-55).

League disbanded August 8th

1925	W	L	PCT	GB
Tampa**	84	56	.600	-----
St. Petersburg	80	62	.563	-----5
Lakeland	61	79	.436	-----23
Sanford	55	83	.399	-----28

1926	W	L	PCT	GB
Sanford***	65	38	.631	-----
Lakeland	68	48	.586	-----3½
Fort Myers	66	52	.559	-----6½
Orlando	61	56	.521	-----11
Tampa	62	57	.521	-----11
St. Petersburg	57	58	.496	-----14
Bradenton	43	77	.358	-----30½
Sarasota	40	76	.345	-----31½

1927	W	L	PCT	GB
Orlando**	72	52	.581	-----
Sanford	68	53	.562	-----2½
Sarasota	62	62	.500	-----10
Tampa	57	65	.467	-----14
Miami	57	69	.452	-----16
St. Petersburg	52	67	.437	-----17½

1928	W	L	PCT	GB
Ft. Lauderdale/ St. Petersburg#	38	23	.623	-----
Orlando	37	23	.617	-----½
W. Palm Beach	31	32	.492	-----8
Miami	29	35	.453	-----10½
Daytona Beach	26	36	.419	-----12½
Sanford	25	37	.403	-----13½

Ft. Lauderdale (13-12) moved to St. Petersburg May 24
The League disbanded July 4, at the end of the first half.

1936	W	L	PCT	GB
Gainesville	85	55	.542	-----
Daytona Beach	62	54	.534	-----1
Palatka	60	60	.500	-----5
St. Augustine**	58	60	.492	-----6
Sanford	56	62	.475	-----8
DeLand	53	63	.457	-----10

1937	W	L	PCT	GB
Gainesville**	85	53	.616	-----
Sanford	79	60	.563	-----6½
DeLand	71	65	.532	-----11½
Leesburg	72	67	.515	-----14
Palatka	71	69	.507	-----15
St. Augustine	69	70	.497	-----16½
Daytona Beach	67	72	.482	-----18½
Orlando	40	100	.286	-----46

1938	W	L	PCT	GB
Leesburg*	87	52	.626	-----
Gainesville**	86	54	.615	-----1½
Orlando	73	66	.525	-----14
Daytona Beach	72	67	.518	-----15
St. Augustine	70	70	.500	-----17½
Palatka	63	76	.454	-----24
DeLand	54	86	.385	-----33½
Sanford	53	87	.378	-----34½



2019 Record Book & Media Guide

FLORIDA STATE LEAGUE of Professional Baseball Clubs, Inc.

YEARLY FINAL STANDINGS (Continued)

[*] WON PENNANT, [**] WON PLAYOFF, [* **] WON BOTH

1939	W	L	PCT	GB
Sanford* **	98	35	.737	—
Daytona Beach	87	48	.644	12
Leesburg	72	65	.526	28
DeLand	69	69	.500	31½
St. Augustine	68	70	.493	32½
Gainesville	61	77	.442	39½
Orlando	54	82	.397	45½
Palatka	36	99	.267	63

1940	W	L	PCT	GB
Daytona Beach*	86	53	.619	—
Sanford**	84	55	.604	2
St. Augustine	72	68	.514	14½
Orlando	71	69	.507	15½
DeLand	69	71	.493	17½
Leesburg	62	77	.446	24
Ocala	57	82	.410	19
Gainesville	57	83	.407	29½

1941	W	L	PCT	GB
St. Augustine*	83	43	.659	—
DeLand	78	47	.624	4½
Orlando	72	53	.576	10½
Leesburg**	63	66	.488	21½
Daytona Beach	57	70	.449	26½
Gainesville	55	75	.423	30
Ocala	49	78	.386	34½
Sanford (Dropped)	20	45	.308	xx

1946	W	L	PCT	GB
Orlando* **	94	44	.681	—
Sanford	81	57	.587	13
St. Augustine	75	62	.547	18½
DeLand	68	68	.500	25
Leesburg	63	71	.470	29
Palatka	62	75	.453	31½
Daytona Beach	58	73	.443	34½
Gainesville	42	93	.311	52½

1947	W	L	PCT	GB
St. Augustine*	85	51	.625	—
Gainesville**	80	57	.584	5½
DeLand	80	58	.580	6
Orlando	71	67	.514	15
Sanford	69	66	.511	15½
Palatka	64	75	.460	22½
Leesburg	54	81	.400	30½
Daytona Beach	42	90	.318	41

1948	W	L	PCT	GB
Orlando*	90	50	.643	—
Daytona Beach* **	85	53	.616	4
Gainesville	77	63	.550	13
Sanford	74	64	.536	15
St. Augustine	71	69	.507	19
Leesburg	60	77	.438	28½
DeLand	50	90	.357	40
Palatka	48	89	.350	40½

1949	W	L	PCT	GB
Gainesville*	87	50	.635	—
Daytona Beach	79	56	.585	7
St. Augustine**	75	60	.556	11
Palatka	76	62	.551	11½
Sanford	74	63	.540	13
DeLand	64	70	.478	21½
Orlando	51	85	.375	35½
Leesburg	37	97	.276	48½

1950	W	L	PCT	GB
Orlando*	88	52	.629	—
Daytona Beach	87	52	.626	½
DeLand**	82	57	.590	5½
Gainesville	77	63	.550	11
Sanford	71	68	.511	16½
St. Augustine	57	83	.407	31
Leesburg	54	84	.391	33
Palatka	41	98	.295	46½

1951	W	L	PCT	GB
DeLand* **	90	50	.643	—
Orlando	81	59	.579	9
Palatka	80	69	.567	9½
Leesburg	71	69	.507	19
Sanford	67	70	.489	21½
Daytona Beach	62	78	.443	28
Gainesville	57	81	.413	32
Cocoa	49	91	.350	41

1952	W	L	PCT	GB
DeLand*	95	40	.704	—
Jacksonville Beach	80	56	.588	15½
Palatka**	78	59	.569	18
Daytona Beach	77	59	.566	18½
Orlando	68	67	.504	27
Sanford	64	70	.478	30½
Leesburg	52	84	.382	43½
Cocoa	40	93	.301	54
#Gainesville	24	23	.511	xx
#St. Augustine	10	37	.213	xx
[# Forfeited Franchise]				

1953	W	L	PCT	GB
Daytona Beach*	86	49	.637	—
DeLand	78	56	.582	7½
Cocoa	78	59	.569	9
Sanford	66	63	.512	17
Jacksonville Beach	68	65	.511	17
Leesburg	56	77	.421	29
Orlando	54	75	.419	29
#Palatka	13	22	.371	xx
Lakeland	34	67	.337	xx
[#] Franchise transferred from Palatka to Lakeland May 15				

1954	W	L	PCT	GB
Orlando	79	61	.564	—
DeLand	77	62	.554	1½
Jacksonville Beach	76	63	.547	2½
Lakeland* **	71	67	.514	7
Cocoa	60	76	.441	17
Daytona Beach	52	86	.377	26

YEARLY FINAL STANDINGS (Continued)

(*) WON PENNANT, (**) WON PLAYOFF, (* ***) WON BOTH

1955	W	L	PCT	GB
Orlando *	92	48	.657	—
Daytona Beach	77	63	.550	15
Cocoa	75	64	.540	16½
Gainesville	72	68	.514	20
West Palm Beach	71	68	.511	20½
Sanford	61	79	.436	31
Lakeland	57	81	.413	34
St. Petersburg	51	85	.375	39

1956	W	L	PCT	GB
Cocoa*	90	50	.643	—
Gainesville	81	56	.591	7½
West Palm Beach	81	58	.583	8½
Daytona Beach	72	65	.526	16½
Palatka	59	80	.424	30½
St. Petersburg	59	81	.421	31
Leesburg	58	82	.414	32
Orlando	55	83	.399	34

1957	W	L	PCT	GB
Tampa*	84	54	.609	—
Daytona Beach	84	56	.600	1
Palatka	78	62	.557	7
St. Petersburg	72	67	.518	12½
Leesburg	64	75	.460	20½
Cocoa	62	76	.449	22
Gainesville	60	78	.435	24
Orlando	51	87	.370	33

1958	W	L	PCT	GB
St. Petersburg	101	42	.706	—
Daytona Beach	79	58	.577	19
Palatka	76	65	.539	24
Tampa	74	69	.518	27
Cocoa	64	78	.451	36½
Orlando	51	88	.367	38
Gainesville	47	92	.338	52

1959	W	L	PCT	GB
Tampa	78	55	.587	—
St. Petersburg	79	57	.581	½
Palatka	74	62	.544	5½
Daytona Beach	71	63	.530	7½
Orlando	69	70	.497	12
Sanford	33	97	.253	43½

1960	W	L	PCT	GB
Lakeland	82	48	.631	—
Palatka*	81	56	.591	4½
Sanford	77	60	.562	8½
Tampa	68	67	.504	16½
Daytona Beach	66	69	.489	18½
Orlando	58	77	.430	26½
St. Petersburg	55	83	.399	31
Leesburg	53	80	.398	30½

1961	W	L	PCT	GB
Tampa*	90	44	.672	—
Sarasota	70	60	.568	13½
St. Petersburg	67	75	.472	27
Orlando	66	74	.471	27
Daytona Beach	63	71	.470	27
Palatka	61	78	.439	31½
Leesburg	56	80	.412	35

1962	W	L	PCT	GB
Ft. Lauderdale *	71	50	.587	—
Sarasota	69	51	.575	1½
Tampa	66	54	.550	4½
Miami	67	57	.540	5½
Daytona Beach	61	61	.500	10½
St. Petersburg	54	66	.450	16½
Lakeland	49	66	.426	19
Palatka	45	77	.369	26½

1963	W	L	PCT	GB
Sarasota*	80	42	.656	—
St. Petersburg	64	57	.529	15½
Orlando	64	59	.520	16½
Ft. Lauderdale	60	60	.500	19
Lakeland	60	61	.496	19½
Miami	58	65	.472	22½
Daytona Beach	51	71	.418	29
Tampa	49	71	.408	30

1964	W	L	PCT	GB
St. Petersburg	83	55	.601	—
Ft. Lauderdale	81	59	.579	3
Lakeland	67	69	.493	15
Tampa	68	71	.489	15½
Sarasota	63	71	.470	18
Daytona Beach	63	71	.470	18
Miami	64	75	.460	19½
Orlando	60	78	.435	23

1965	W	L	PCT	GB
Ft. Lauderdale*	87	51	.630	—
Sarasota	85	53	.616	2
Orlando	77	57	.575	8
St. Petersburg	68	69	.496	18½
Tampa	67	69	.493	19
Daytona Beach	67	74	.475	21½
Miami	67	75	.472	22
West Palm Beach	59	73	.447	25

1966	W	L	PCT	GB
St. Petersburg*	91	45	.669	—
Leesburg	87	44	.664	1½
Cocoa	81	55	.596	10
Miami	75	63	.543	17
Orlando	71	68	.511	21½
Daytona Beach	71	70	.504	22½
Ft. Lauderdale	63	75	.457	29
#Deerfield Beach	55	83	.399	37
West Palm Beach	45	89	.336	45

Deerfield Beach moved to Winter Haven June 27



2019 Record Book & Media Guide

FLORIDA STATE LEAGUE of Professional Baseball Clubs, Inc.

YEARLY FINAL STANDINGS (Continued)

(*) WON PENNANT, (**) WON PLAYOFF, (* **) WON BOTH

1967

EASTERN DIVISION	W	L	PCT	GB
Orlando	88	50	.638	—
Ft. Lauderdale	69	69	.500	—19
Miami	65	76	.461	—21½
West Palm Beach	51	81	.386	—34
Cocoa	49	84	.368	—36½

WESTERN DIVISION	W	L	PCT	GB
St. Petersburg*	96	43	.691	—
Winter Haven	94	46	.671	—2½
Leesburg	64	71	.474	—30
Tampa	55	71	.437	—34½
Lakeland	50	90	.357	—46½

1968

EASTERN DIVISION	W	L	PCT	GB
Miami*	87	55	.613	—
Cocoa	74	65	.532	—11½
Daytona Beach	73	70	.510	—14½
Ft. Lauderdale	62	75	.453	—22½
West Palm Beach	59	77	.434	—25

WESTERN DIVISION	W	L	PCT	GB
Orlando**	81	59	.613	—
St. Petersburg	80	63	.559	—2½
Tampa	74	62	.544	—5
Lakeland	58	81	.417	—22½
Leesburg	51	92	.357	—31½

Miami defeated St. Petersburg 2 to 0 games to 1; Orlando defeated Cocoa 2 games to 0 Orlando defeated Miami 2 games to 1. Miami won pennant based on best won/lost %.

1969

SOUTHERN DIVISION	W	L	PCT	GB
Miami*	80	52	.606	—
Ft. Lauderdale	68	55	.553	—7½
Key West	67	63	.515	—12
Pompano Beach	67	63	.515	—12
West Palm Beach	56	73	.434	—22½
Cocoa	42	87	.326	—36½

Miami defeated Orlando 4 games to 1 for League Championship.

CENTRAL DIVISION	W	L	PCT	GB
Orlando	80	52	.606	—
Winter Haven	76	53	.589	—2½
Tampa	65	67	.492	—15
Lakeland	65	67	.492	—15
St. Petersburg	54	76	.415	—25
Daytona Beach	62	71	.466	—18½

1970

EASTERN DIVISION	W	L	PCT	GB
Miami*	88	45	.662	—
West Palm Beach	79	50	.612	—7
Daytona Beach	76	55	.580	—11
Pompano Beach	58	70	.453	—27½
Ft. Lauderdale	59	76	.424	—30
Cocoa	43	84	.339	—42

*Miami defeated Lakeland 2 games to 0; St. Petersburg defeated West Palm Beach 2 games to 1. Miami defeated St. Petersburg 2 games to 0 for League Championship.

WESTERN DIVISION	W	L	PCT	GB
St. Petersburg	78	52	.600	—
Lakeland	69	52	.600	—4½
Tampa	64	68	.485	—15
Winter Haven	61	71	.462	—18
Orlando	59	74	.444	—20½
DeLand	55	77	.417	—24

1971

EASTERN DIVISION	W	L	PCT	GB
*Miami	94	47	.667	—
Cocoa	80	59	.576	—13
Pompano Beach	70	69	.504	—23
Ft. Lauderdale	71	70	.504	—23
West Palm Beach	58	81	.417	—35
Key West	45	93	.326	—47½

*Miami defeated Tampa 2 games to 0 and Cocoa defeated Daytona Beach 2 games to 1; Miami defeated Cocoa 2 games to 1 or League Championship.

WESTERN DIVISION	W	L	PCT	GB
Daytona Beach..	82	58	.586	—
Tampa	79	61	.564	—3
St. Petersburg	72	69	.511	—10½
Orlando	65	73	.471	—16
Lakeland	63	78	.447	—19½
Winter Haven	58	79	.423	—22½

1972

EASTERN DIVISION	W	L	PCT	GB
Miami *	73	57	.562	—
Pompano Beach	73	59	.553	—1
Ft. Lauderdale	66	66	.500	—8
West Palm Beach	64	65	.496	—8½
Cocoa	56	72	.438	—16
Key West	55	76	.420	—18½

*Miami defeated Tampa 2 games to 1 and Daytona Beach defeated Pompano Beach 2 games to 0. Miami defeated Daytona Beach 2 games to 1 for League Championship.

WESTERN DIVISION	W	L	PCT	GB
Daytona Beach	80	52	.606	—
Tampa	66	64	.508	—13
St. Petersburg	66	66	.500	—14
Orlando	63	68	.481	—16½
Lakeland	61	69	.469	—18
Winter Haven	61	70	.466	—18½



YEARLY FINAL STANDINGS (Continued)

(*) WON PENNANT, (**) WON PLAYOFF, (* **) WON BOTH

1973

NORTHERN DIVISION	W	L	PCT	GB
St. Petersburg*	84	62	.575	—
Lakeland	80	60	.571	—1
Daytona Beach	71	68	.511	—9½
Tampa	73	71	.507	—10
Winter Haven	50	94	.347	—33

SOUTHERN DIVISION	W	L	PCT	GB
West Palm Beach	80	58	.580	—
Miami	77	64	.546	—4½
Ft. Lauderdale	67	72	.482	—13½
Key West	64	78	.451	—18
Pompano Beach	61	80	.433	—20½

*St. Petersburg defeated Miami 2 games to 0 and West Palm Beach defeated Lakeland 2 games to 1. St. Petersburg defeated West Palm Beach 2 games to 0 for League Championship.

1974

NORTHERN DIVISION	W	L	PCT	GB
Tampa	68	64	.515	—
Lakeland	66	64	.508	—1
Winter Haven	59	71	.454	—8
St. Petersburg	59	71	.454	—8

SOUTHERN DIVISION	W	L	PCT	GB
Ft. Lauderdale	82	49	.626	—
West Palm Beach	79	53	.598	—3½
Miami	74	58	.561	—8½
Key West	37	94	.282	—45

*West Palm Beach defeated Tampa 2 games to 0 and Ft. Lauderdale defeated Lakeland 2 games to 0. West Palm beach defeated Ft. Lauderdale 2 games to 1 for League Championship.

1975

NORTHERN DIVISION	W	L	PCT	GB
St. Petersburg*	88	47	.652	—
Tampa	72	59	.550	—14
Winter Haven	57	70	.449	—27
Lakeland	53	79	.402	—33½

SOUTHERN DIVISION	W	L	PCT	GB
Miami	79	57	.581	—
Key West	65	69	.483	—13
Ft. Lauderdale	61	75	.449	—18
West Palm Beach	58	77	.430	—20½

*St. Petersburg defeated Key West 2 games to 1 and Tampa defeated Miami 2 games to 0. St. Petersburg defeated Tampa 3 games to 2 for League Championship.

1976

NORTHERN DIVISION	W	L	PCT	GB
Tampa	76	60	.652	—
Lakeland*	74	64	.536	—3
St. Petersburg	70	71	.496	—8½
Winter Haven	65	76	.461	—13½

SOUTHERN DIVISION	W	L	PCT	GB
Miami	79	63	.556	—
Ft. Lauderdale	77	62	.554	—½
West Palm Beach	63	79	.444	—16
Pompano Beach	56	85	.397	—22½

*Lakeland defeated Miami 2 games to 0 and Tampa defeated Ft. Lauderdale 2 games to 0. Lakeland defeated Tampa 2 games to 0 for League Championship.

1977

NORTHERN DIVISION	W	L	PCT	GB
Lakeland*	85	53	.616	—
St. Petersburg	83	56	.597	—2½
Winter Haven	70	66	.515	—14
Tampa	65	70	.481	—18½
Daytona Beach	57	77	.425	—26

SOUTHERN DIVISION	W	L	PCT	GB
West Palm Beach	77	55	.583	—
Miami	72	66	.522	—8
Pompano Beach	72	68	.514	—9
Ft. Lauderdale	53	80	.398	—24½
Cocoa	46	89	.341	—32½

*Lakeland defeated Miami 2 games to 0 and St. Petersburg defeated West Palm Beach 2 games to 1. Lakeland defeated St. Petersburg 3 games to 1 for League Championship.

1978

NORTHERN DIVISION	W	L	PCT	GB
St. Petersburg	84	56	.600	—
Winter Haven	82	56	.594	—1
Lakeland	78	60	.565	—5
Tampa	61	73	.455	—20
Dunedin	59	83	.415	—26
Daytona Beach	42	93	.311	—NA

SOUTHERN DIVISION	W	L	PCT	GB
Miami*	76	65	.539	—
Ft. Lauderdale	74	68	.521	—2½
Fort Myers	71	66	.518	—3
Pompano Beach	72	69	.511	—4
West Palm Beach	67	77	.465	—10

(Daytona Beach was in Northern Division first half of season and in Southern Division second half of season.)

*Miami defeated Fort Myers 1 game to 0 and Lakeland defeated St. Petersburg 1 game to 0.

Miami defeated Lakeland 2 games to 1 for League Championship.



2019 Record Book & Media Guide

FLORIDA STATE LEAGUE of Professional Baseball Clubs, Inc.

YEARLY FINAL STANDINGS (Continued)

(*) WON PENNANT, (**) WON PLAYOFF, (* **) WON BOTH

1979

NORTHERN DIVISION	W	L	PCT	GB
Winter Haven*	79	58	.577	—
Tampa	74	60	.552	—3½
Dunedin	68	69	.496	—11
St. Petersburg	64	71	.474	—14
Lakeland	50	87	.365	—29

*Winter Haven defeated Ft. Lauderdale 3 games to 0 for League Championship.

SOUTHERN DIVISION	W	L	PCT	GB
Ft. Lauderdale	92	51	.643	—
West Palm Beach	79	65	.549	—13½
Fort Myers	69	69	.500	—20½
Miami	60	81	.426	—31½
Daytona Beach	56	80	.412	—32½

1980

NORTHERN DIVISION	W	L	PCT	GB
Daytona Beach	86	51	.628	—
St. Petersburg	70	66	.515	—15½
Tampa	64	67	.489	—19
Winter Haven	60	80	.429	—27½
Lakeland	56	77	.421	—28

*Vero Beach defeated Daytona Beach 2 games to 0.

Ft. Lauderdale defeated St. Petersburg 2 games to 1.

Ft. Lauderdale defeated Vero Beach 3 games to 1 for League Championship.

SOUTHERN DIVISION	W	L	PCT	GB
Ft. Lauderdale*	83	54	.605	—
Vero Beach	82	59	.582	—3
Fort Myers	66	70	.485	—11½
West Palm Beach	64	73	.467	—19½
Miami	51	85	.375	—31½

1981

NORTHERN DIVISION	W	L	PCT	GB
Tampa	79	54	.594	—
St. Petersburg	69	63	.523	—9½
Lakeland	69	64	.519	—10
Daytona Beach*	68	67	.504	—12
Winter Haven	62	77	.446	—20

*Daytona Beach defeated Tampa 2 games to 0 and Ft. Myers defeated Ft. Lauderdale

2 games to 0. Daytona Beach defeated Ft. Myers 3 games to 1 for League Championship.

SOUTHERN DIVISION	W	L	PCT	GB
Ft. Lauderdale	81	53	.604	—
Fort Myers	72	58	.554	—7
West Palm Beach	65	71	.478	—17
Vero Beach	63	73	.453	—19
Miami	44	92	.324	—38

1982

NORTHERN DIVISION	W	L	PCT	GB
Tampa	71	59	.546	—
St. Petersburg	69	64	.529	—3½
Daytona Beach	66	68	.493	—7
Lakeland	65	68	.489	—8½
Winter Haven	59	74	.444	—13½

SOUTHERN DIVISION	W	L	PCT	GB
Ft. Lauderdale*	82	50	.621	—
Vero Beach	80	53	.602	—2½
Fort Myers	69	68	.504	—15½
West Palm Beach	54	80	.403	—29
Miami	53	84	.387	—31½

1983

NORTHERN DIVISION	W	L	PCT	GB
Daytona Beach	85	49	.634	—
St. Petersburg	70	64	.526	—15
Lakeland	58	72	.446	—25
Tampa	56	72	.438	—26
Winter Haven	49	84	.368	—35½

*Vero Beach defeated Ft. Myers 2 games to 1. Vero Beach defeated

Daytona Beach 3 games to 2 for League Championship.

SOUTHERN DIVISION	W	L	PCT	GB
Ft. Lauderdale	77	54	.588	—
Fort Myers	74	53	.583	—1
West Palm Beach	75	57	.568	—2½
Vero Beach*	69	65	.515	—10½
Miami	44	89	.336	—34

1984

NORTHERN DIVISION	W	L	PCT	GB
Daytona Beach	82	62	.569	—
Tampa	74	65	.532	—5½
St. Petersburg	71	73	.493	—11
Winter Haven	70	74	.486	—12
Lakeland	46	98	.319	—36

SOUTHERN DIVISION	W	L	PCT	GB
Fort Myers	81	60	.574	—
Vero Beach	79	67	.541	—4½
Ft. Lauderdale*	74	68	.521	—7½
West Palm Beach	72	72	.500	—10½
Miami	64	74	.464	—15½

*Ft. Lauderdale defeated Fort Myers 2 games to 0. Tampa defeated

Daytona Beach 2 games to 0. Ft. Lauderdale defeated Tampa 3 games to 2 for League Championship.



YEARLY FINAL STANDINGS (Continued)

(*) WON PENNANT, (**) WON PLAYOFF, (* **) WON BOTH

1985

WESTERN DIVISION	W	L	PCT	GB
Fort Myers*	82	57	.590	—
St. Petersburg	78	62	.557	4½
Tampa	73	62	.541	7
Clearwater	69	72	.489	14

SOUTHERN DIVISION	W	L	PCT	GB
Ft. Lauderdale	77	63	.550	—
West Palm Beach	74	66	.529	3
Vero Beach	67	73	.479	10
Miami	58	83	.411	19½

1986

WESTERN DIVISION	W	L	PCT	GB
St. Petersburg*	88	48	.647	—
Tampa	79	57	.581	9
Clearwater	63	74	.460	25½
Fort Myers	50	85	.370	37½

SOUTHERN DIVISION	W	L	PCT	GB
West Palm Beach	80	55	.593	—
Ft. Lauderdale	80	59	.576	2
Miami	74	66	.529	8½
Vero Beach	68	70	.493	13½

1987

WESTERN DIVISION	W	L	PCT	GB
St. Petersburg	85	57	.599	—
Dunedin	76	64	.543	8
Clearwater	66	70	.485	16
Charlotte	69	74	.483	16½
Tampa	64	76	.457	20
Fort Myers	54	87	.383	30½

SOUTHERN DIVISION	W	L	PCT	GB
Ft. Lauderdale*	85	53	.616	—
West Palm Beach	75	63	.543	1.0
Vero Beach	62	76	.449	23
Miami	44	89	.331	38½

1988-First Half

WESTERN DIVISION	W	L	PCT	GB
Tampa	35	35	.500	—
Charlotte	35	35	.500	—
Dunedin	32	38	.457	3
St. Petersburg	31	39	.443	4
Clearwater	25	44	.362	9½

EAST DIVISION	W	L	PCT	GB
Vero Beach	44	26	.629	—
West Palm Beach	41	27	.603	2
Ft. Lauderdale	39	29	.574	4
St. Lucie	36	34	.514	8
Miami	27	40	.403	15½

CENTRAL DIVISION	W	L	PCT	GB
Osceola	77	58	.570	—
Winter Haven	71	68	.511	8
Lakeland	56	84	.400	23½
Daytona Beach	53	87	.379	26½

*Ft. Lauderdale defeated Osceola 2 games to 1

Fort Myers defeated St. Petersburg 2 games to 1

Fort Myers defeated Ft. Lauderdale 3 games to 1

for League Championship.

CENTRAL DIVISION	W	L	PCT	GB
Winter Haven	80	47	.630	—
Osceola	59	78	.431	26
Lakeland	54	79	.406	29
Daytona Beach	40	97	.292	45

*West Palm Beach defeated Winter Haven 2 games to 0,

St. Petersburg defeated Tampa 2 games to 1.

St. Petersburg defeated West Palm Beach 3 games to 1

for League Championship.

CENTRAL DIVISION	W	L	PCT	GB
Osceola	80	59	.576	—
Lakeland	74	61	.548	4
Daytona Beach	69	70	.496	11
Winter Haven	67	71	.486	12½

*Ft. Lauderdale defeated Lakeland 2 games to 0,

Osceola defeated St. Petersburg 2 games to 0.

Ft. Lauderdale defeated Osceola 3 games to 1 for

League Championship.

CENTRAL DIVISION	W	L	PCT	GB
Osceola	44	26	.629	—
Baseball City	42	28	.600	2
Lakeland	37	33	.529	7
Winter Haven	18	52	.257	26



2019 Record Book & Media Guide

FLORIDA STATE LEAGUE of Professional Baseball Clubs, Inc.

YEARLY FINAL STANDINGS (Continued)

(*) WON PENNANT, (**) WON PLAYOFF, (* **) WON BOTH

1988 Second Half

WEST DIVISION	W	L	PCT	GB
Tampa	36	24	.600	—
St. Petersburg	37	29	.561	—2
Charlotte	37	30	.552	—2½
Dunedin	33	37	.471	—8
Clearwater	27	42	.391	—13½

EAST DIVISION	W	L	PCT	GB
St. Lucie	38	31	.551	—
Vero Beach	31	36	.463	—6
West Palm Beach	30	36	.455	—6½
Ft. Lauderdale	30	36	.455	—6½
Miami	28	39	.418	—9

1989 First Half

WEST DIVISION	W	L	PCT	GB
Charlotte	40	30	.571	—
Sarasota	38	31	.551	—1½
St. Petersburg	35	35	.500	—5
Clearwater	34	36	.486	—6
Dunedin	33	37	.471	—7

EAST DIVISION	W	L	PCT	GB
St. Lucie	42	28	.600	—
West Palm Beach	39	31	.557	—3
Vero Beach	39	31	.557	—3
Ft. Lauderdale	33	37	.471	—9
Miami	16	53	.232	—25½

1989 Second Half

WEST DIVISION	W	L	PCT	GB
Sarasota	41	26	.612	—
St. Petersburg	40	29	.580	—2
Dunedin	36	34	.514	—6½
Charlotte	35	34	.507	—7
Clearwater	23	43	.348	—17½

EAST DIVISION	W	L	PCT	GB
St. Lucie	37	27	.578	—
West Palm Beach	35	33	.515	—4
Vero Beach	31	35	.470	—7
Miami	27	38	.415	—10½
Ft. Lauderdale	28	40	.412	—11

1990 First Half

WEST DIVISION	W	L	PCT	GB
Dunedin	53	14	.791	—
Charlotte	44	24	.647	—9½
St. Petersburg	30	35	.462	—22
Sarasota	27	42	.391	—27
Clearwater	23	46	.333	—31

EAST DIVISION	W	L	PCT	GB
West Palm Beach	49	19	.721	—
Vero Beach	41	27	.603	—8
St. Lucie	39	29	.574	—10
Ft. Lauderdale	33	36	.478	—16½
Miami	15	54	.217	—34½

CENTRAL DIVISION	W	L	PCT	GB
Lakeland	40	28	.588	—
Osceola	39	28	.582	—5
Baseball City	37	32	.536	—3½
Winter Haven	27	42	.391	—13½

Playoffs-West Palm Beach defeated Vero Beach, 2 games to 0.

St. Lucie defeated Lakeland, 2 games to 1. Osceola defeated

West Palm Beach, 2 games to 0.

St. Lucie defeated Tampa, 2 games to 0.

St. Lucie defeated Osceola 2 games to 0 to win

League Championship.

CENTRAL DIVISION	W	L	PCT	GB
Baseball City	42	27	.609	—
Lakeland	39	31	.557	—3½
Osceola	36	33	.522	—6
Winter Haven	22	48	.314	—20½

CENTRAL DIVISION	W	L	PCT	GB
Lakeland	38	29	.567	—
Osceola	36	32	.529	—2½
Baseball City	36	34	.514	—3½
Winter Haven	30	39	.435	—9

Forfeits - June 16 Vero Beach At Lakeland (Vero Beach wins 9-0)

Playoffs - St. Petersburg defeated Baseball City 2 games to 0.

Charlotte defeated Sarasota 2 games to 1.

St. Petersburg defeated Lakeland 2 games to 1.

Charlotte defeated St. Lucie 2 games to 1.

Charlotte defeated St. Petersburg

2 games to one to win League Championship.

CENTRAL DIVISION	W	L	PCT	GB
Lakeland	44	24	.647	—
Osceola	36	34	.514	—9
Baseball City	29	41	.414	—16
Winter Haven	16	54	.229	—29



YEARLY FINAL STANDINGS (Continued)

(*) WON PENNANT, (**) WON PLAYOFF, (* ***) WON BOTH

1990 - Second Half

WEST DIVISION	W	L	PCT	GB
Charlotte	41	29	.586	—
Sarasota	36	33	.522	4½
Dunedin	31	38	.449	9½
St. Petersburg	30	39	.435	10½
Clearwater	27	41	.397	13

EAST DIVISION	W	L	PCT	GB
West Palm Beach	43	21	.672	—
Vero Beach	38	29	.567	6½
St. Lucie	37	29	.561	7
Miami	29	39	.426	16
Ft. Lauderdale	29	39	.426	16

1991 - First Half

WEST DIVISION	W	L	PCT	GB
Clearwater	42	23	.646	—
Sarasota	38	29	.567	5
Charlotte	33	34	.493	10
Dunedin	29	36	.446	13
St. Petersburg	24	40	.375	17½

EAST DIVISION	W	L	PCT	GB
Vero Beach	42	23	.646	—
Miami	35	29	.547	6½
Ft. Lauderdale	32	30	.516	8½
West Palm Beach	33	31	.516	8½
St. Lucie	31	35	.470	11½

1991 - Second Half

WEST DIVISION	W	L	PCT	GB
Clearwater	39	26	.600	—
Sarasota	37	27	.578	1½
Dunedin	30	36	.495	9½
Charlotte	29	36	.446	10
St. Petersburg	23	44	.343	17

EAST DIVISION	W	L	PCT	GB
St. Lucie	41	24	.631	—
West Palm Beach	39	28	.582	3
Vero Beach	37	29	.561	4½
Miami	28	38	.424	13½
Ft. Lauderdale	27	39	.409	14½

1992 First Half

WEST DIVISION	W	L	PCT	GB
Sarasota	50	19	.725	—
Clearwater	38	31	.551	12
Charlotte	38	32	.543	12½
Dunedin	36	34	.514	14½
St. Petersburg	27	42	.391	23
Miracle	22	47	.319	28

EAST DIVISION	W	L	PCT	GB
West Palm Beach	39	30	.565	—
St. Lucie	35	34	.507	4
Ft. Lauderdale	31	37	.456	7½
Vero Beach	29	38	.433	9

CENTRAL DIVISION	W	L	PCT	GB
Lakeland	39	25	.609	—
Osceola	36	32	.529	5
Baseball City	31	37	.456	10
Winter Haven	24	40	.375	15

Tie Game Aug. 24 Vero Beach @ Lakeland, (0-0, 6 Innings)

Play-offs: Charlotte defeated Dunedin 2 games to 0;

Vero Beach defeated St. Lucie 2 games to 1;

West Palm Beach defeated Lakeland 2 games to 1;

Vero Beach defeated Charlotte 2 games to 1;

Vero Beach defeated West Palm Beach 2 games to 1 for

League Championship.

CENTRAL DIVISION	W	L	PCT	GB
Lakeland	36	27	.571	—
Osceola	31	33	.484	5½
Baseball City	27	39	.409	10½
Winter Haven	20	44	.313	16½

CENTRAL DIVISION	W	L	PCT	GB
Lakeland	36	29	.554	—
Baseball City	35	30	.538	1
Osceola	33	30	.524	2
Winter Haven	23	41	.359	12½

Playoffs - West Palm Beach defeated Vero Beach 2 Games

to 1. St. Lucie defeated Sarasota 2 games to 1. West

Palm Beach defeated Lakeland 2 games to 0. Clearwater

defeated St. Lucie 2 games to 1; West Palm Beach

defeated Clearwater 2 games to 0 to win Florida State

League Championship.

CENTRAL DIVISION	W	L	PCT	GB
Osceola	42	26	.618	—
Baseball City	38	31	.551	4½
Lakeland	35	34	.507	7½
Winter Haven	22	47	.319	20½



2019 Record Book & Media Guide

FLORIDA STATE LEAGUE of Professional Baseball Clubs, Inc.

YEARLY FINAL STANDINGS (Continued)

(*) WON PENNANT, (**) WON PLAYOFF, (* **) WON BOTH

1992 Second Half

WEST DIVISION	W	L	PCT	GB
Dunedin	42	25	.627	—
Clearwater	37	28	.569	—4
Sarasota	35	29	.547	—5½
Charlotte	35	30	.538	—6
St. Petersburg	30	34	.469	—10½
Miracle	24	38	.387	—15½

EAST DIVISION	W	L	PCT	GB
St. Lucie	39	28	.582	—
West Palm Beach	37	31	.544	—2½
Ft. Lauderdale	28	39	.418	—11
Vero Beach	24	44	.353	—15½

1993 - First Half

EAST DIVISION	W	L	PCT	GB
Lakeland	38	30	.552	—
West Palm Beach	37	30	.552	—½
St. Lucie	37	30	.552	—½
Osceola	28	38	.424	—9
Daytona	28	39	.418	—9½
Vero Beach	24	41	.369	—12½
Ft. Lauderdale	22	43	.338	—14½

1993 - Second Half

EAST DIVISION	W	L	PCT	GB
St. Lucie	41	22	.651	—
Vero Beach	32	36	.471	—11½
West Palm Beach	32	37	.464	—12
Lakeland	27	33	.450	—12½
Daytona	29	37	.439	—13½
Osceola	28	42	.364	—18½
Ft. Lauderdale	24	42	.364	—18½

Play-offs - Clearwater defeated Charlotte 2 games to 1; St. Lucie defeated Lakeland 2 games to 1;
Clearwater defeated St. Lucie 3 games to 1 to win Florida State League Championship.

1994 - First Half

EAST DIVISION	W	L	PCT	GB
Brevard County	44	26	.629	—
St. Lucie	40	30	.571	—4
Vero Beach	31	37	.456	—12
Daytona	27	38	.415	—14½
West Palm Beach	23	42	.354	—18½
Osceola	24	44	.353	—19

1994 - Second Half

EAST DIVISION	W	L	PCT	GB
West Palm Beach	48	18	.727	—
Daytona	34	35	.493	—15½
Brevard County	34	35	.493	—15½
St. Lucie	31	35	.470	—17
Vero Beach	29	38	.433	—19½
Osceola	22	45	.328	—26½

Play-offs - Tampa defeated Sarasota two games to one;
Brevard County defeated West Palm Beach two games to none;
Tampa defeated Brevard County three games to one to win Florida State League Championship.

CENTRAL DIVISION	W	L	PCT	GB
Lakeland	35	28	.556	—
Baseball City	33	29	.532	—1½
Osceola	30	36	.455	—6½
Winter Haven	29	39	.426	—8½

Play-offs - Baseball City defeated Sarasota 2 games to 0;
Clearwater defeated Dunedin 2 games to 0; Lakeland defeated
West Palm Beach 2 games to 0; Osceola defeated St. Lucie 2
games to 1; Semi-Finals - Baseball City defeated Osceola 2
games to 1; Lakeland defeated Clearwater 2 games to 0; Finals -
Lakeland defeated Baseball City 2 games to none to win Florida
State League Championship.

WEST DIVISION	W	L	PCT	GB
Clearwater	44	24	.647	—
Charlotte	40	27	.597	—3½
Sarasota	37	29	.561	—6
St. Petersburg	37	30	.552	—6½
Dunedin	34	33	.507	—9½
Fort Myers	27	39	.409	—16

WEST DIVISION	W	L	PCT	GB
Charlotte	44	22	.667	—
Sarasota	40	28	.588	—5
St. Petersburg	38	28	.576	—6
Dunedin	34	31	.523	—9½
Clearwater	31	36	.463	—13½
Fort Myers	28	40	.412	—17

WEST DIVISION	W	L	PCT	GB
Tampa	44	23	.657	—
Fort Myers	41	27	.603	—3½
St. Petersburg	39	31	.557	—6½
Lakeland	35	29	.547	—7½
Clearwater	36	33	.522	—9
Dunedin	33	35	.485	—11½
Charlotte	30	39	.435	—15
Sarasota	26	39	.400	—17

WEST DIVISION	W	L	PCT	GB
Sarasota	43	25	.632	—
Tampa	36	29	.554	—5½
Clearwater	36	29	.554	—5½
St. Petersburg	35	34	.507	—8½
Dunedin	32	33	.492	—9½
Fort Myers	30	36	.455	—12
Charlotte	30	37	.448	—12½
Lakeland	28	39	.418	—14½



YEARLY FINAL STANDINGS (Continued)

(*) WON PENNANT, (**) WON PLAYOFF, (* **) WON BOTH

1995 First Half

EAST DIVISION	W	L	PCT	GB
Daytona	41	28	.594	—
Vero Beach	39	31	.557	2½
St. Lucie	33	35	.485	7½
Brevard County	30	38	.411	10½
Kissimmee	28	41	.406	13
West Palm Beach	25	44	.362	16

WEST DIVISION	W	L	PCT	GB
Tampa	41	29	.586	—
Clearwater	38	32	.543	3
Lakeland	36	33	.522	4½
Dunedin	35	33	.515	5
Charlotte	35	33	.515	5
Fort Myers	34	34	.500	6
Sarasota	34	34	.500	6
St. Petersburg	32	36	.471	8

1995 Second Half

EAST DIVISION	W	L	PCT	GB
Daytona	46	20	.697	—
Vero Beach	35	28	.556	9½
Brevard County	31	36	.463	15½
West Palm Beach	29	37	.439	17
St. Lucie	28	38	.424	18
Kissimmee	27	40	.403	19½

WEST DIVISION	W	L	PCT	GB
Fort Myers	41	21	.661	—
Clearwater	41	27	.603	3
St. Petersburg	32	31	.508	9½
Sarasota	31	34	.477	11½
Tampa	31	35	.470	12
Charlotte	30	34	.469	12
Lakeland	28	36	.438	14
Dunedin	28	41	.406	16½

Play-offs - Fort Myers defeated Tampa 2 games to 1;

Daytona defeated Ft. Myers 3 games to 2 to win

Florida State League Championship.

1996 First Half

EAST DIVISION	W	L	PCT	GB
Vero Beach	39	24	.619	—
West Palm Beach	34	33	.507	7
St. Lucie	32	34	.485	8½
Daytona	31	37	.456	10½
Kissimmee	28	38	.424	12½
Brevard County	25	45	.357	17½

WEST DIVISION	W	L	PCT	GB
Clearwater	44	26	.629	—
Tampa	41	25	.621	1
Dunedin	40	29	.580	3½
Fort Myers	36	32	.529	7
St. Petersburg	35	34	.507	8½
Lakeland	33	36	.478	10½
Charlotte	31	38	.449	12½
Sarasota	25	43	.368	18

1996 Second Half

EAST DIVISION	W	L	PCT	GB
St. Lucie	39	28	.582	—
Daytona	40	29	.580	—
West Palm Beach	34	34	.500	5½
Kissimmee	32	37	.464	8
Vero Beach	26	42	.382	13½
Brevard County	22	47	.319	18

WEST DIVISION	W	L	PCT	GB
Tampa	43	25	.632	—
Fort Myers	43	26	.623	½
Sarasota	42	26	.618	1
St. Petersburg	40	29	.580	3½
Clearwater	31	36	.463	11½
Charlotte	32	38	.457	12
Lakeland	28	41	.406	15½
Dunedin	27	41	.397	16

Play-offs - St. Lucie defeated Vero Beach 2 games to none;

Clearwater defeated Tampa 2 games to none; St. Lucie defeated

Clearwater 3 games to 1 to win Florida State League Championship.



YEARLY FINAL STANDINGS (Continued)

(*) WON PENNANT, (**) WON PLAYOFF, (* **) WON BOTH

1997 First Half

EAST DIVISION	W	L	PCT	GB
Vero Beach	38	31	.551	—
West Palm Beach	34	34	.500	3½
Brevard County	33	35	.485	4½
St. Lucie	28	39	.418	9
Daytona	29	41	.414	9½
Kissimmee	28	40	.412	9½

WEST DIVISION	W	L	PCT	GB
St. Petersburg	42	26	.618	—
Tampa	41	26	.612	½
Fort Myers	41	28	.594	1½
Lakeland	38	32	.543	5
Sarasota	34	34	.500	8
Dunedin	32	38	.457	11
Clearwater	31	38	.449	11½
Charlotte	31	38	.449	11½

1997 Second Half

EAST DIVISION	W	L	PCT	GB
Kissimmee	43	26	.623	—
Daytona	36	32	.529	6½
West Palm Beach	35	32	.522	7
Vero Beach	32	36	.471	10½
Brevard County	29	41	.414	14½
St. Lucie	26	42	.382	16½

WEST DIVISION	W	L	PCT	GB
Lakeland	43	25	.632	—
Fort Myers	40	30	.623	4
St. Petersburg	39	30	.565	4½
Clearwater	39	30	.565	4½
Charlotte	37	33	.529	7
Tampa	29	40	.420	14½
Sarasota	29	41	.414	15
Dunedin	25	44	.362	18½

Play-offs - Vero Beach defeated Kissimmee 2 games to 1;

St. Petersburg defeated Lakeland 2 games to none; St. Petersburg

defeated Vero Beach 3 games to 2 to win Florida State League Championship.

1998 First Half

EAST DIVISION	W	L	PCT	GB
Jupiter	40	30	.571	—
St. Lucie	36	33	.522	3½
Daytona	35	35	.500	5
Kissimmee	30	40	.429	10
Vero Beach	29	41	.414	11
Brevard County	18	52	.257	22

WEST DIVISION	W	L	PCT	GB
Charlotte	46	23	.667	—
Dunedin	43	27	.614	3½
Clearwater	42	28	.600	4½
Sarasota	38	31	.551	8
Lakeland	38	32	.543	8½
St. Petersburg	37	33	.529	9½
Fort Myers	30	39	.435	16
Tampa	26	44	.371	20½

1998 Second Half

EAST DIVISION	W	L	PCT	GB
Jupiter	40	30	.571	—
St. Lucie	34	33	.507	4½
Kissimmee	34	35	.493	5½
Daytona	32	38	.457	8
Vero Beach	29	40	.420	10½
Brevard County	25	45	.357	15

WEST DIVISION	W	L	PCT	GB
Tampa	46	23	.667	—
Clearwater	40	30	.571	6½
Sarasota	38	30	.559	7½
Dunedin	39	31	.557	7½
Charlotte	36	33	.522	10
Fort Myers	35	34	.507	11
Lakeland	29	40	.420	17
St. Petersburg	27	42	.391	19

Play-offs - St. Lucie defeated Jupiter 2 games to 0; Tampa
defeated Charlotte 2 games to 0; St. Lucie defeated Tampa
3 games to 2 to win Florida State League Championship.



YEARLY FINAL STANDINGS (Continued)

(*) WON PENNANT, (**) WON PLAYOFF, (* **) WON BOTH

1999 First Half

EAST DIVISION	W	L	PCT	GB
Jupiter	39	29	.574	—
St. Lucie	31	37	.456	—8
Kissimmee	30	37	.448	—8½
Daytona	30	38	.441	—9
Brevard County	27	40	.403	—11½
Vero Beach	26	42	.382	—13

WEST DIVISION	W	L	PCT	GB
Clearwater	46	23	.667	—
Dunedin	45	24	.652	—1
Tampa	39	29	.574	—6½
St. Petersburg	39	29	.574	—6½
Sarasota	39	30	.565	—7
Lakeland	33	36	.478	—13
Charlotte	29	40	.420	—17
Fort Myers	25	44	.362	—21

1999 Second Half

EAST DIVISION	W	L	PCT	GB
Kissimmee	41	29	.586	—
St. Lucie	37	33	.529	—4
Brevard County	34	34	.500	—6
Jupiter	34	36	.486	—7
Daytona	33	37	.471	—8
Vero Beach	22	43	.338	—16½

WEST DIVISION	W	L	PCT	GB
Dunedin	41	27	.603	—
Tampa	39	29	.574	—2
Charlotte	40	30	.571	—2
St. Petersburg	35	34	.507	—6½
Fort Myers	35	35	.500	—7
Lakeland	32	37	.464	—9½
Clearwater	31	36	.463	—9½
Sarasota	28	42	.400	—14

Play-offs - Kissimmee defeated Jupiter two games to one;

Dunedin defeated Clearwater two games to one;

Kissimmee defeated Dunedin three games to one to win

Florida State League Championship.

2000 First Half

EAST DIVISION	W	L	PCT	GB
St. Lucie	47	22	.681	—
Brevard County	39	31	.557	—8½
Kissimmee	38	32	.543	—9½
Vero Beach	36	34	.514	—11½
Daytona	32	38	.457	—15½
Jupiter	27	43	.386	—20½

WEST DIVISION	W	L	PCT	GB
Dunedin	40	29	.580	—
Fort Myers	38	32	.543	—2½
Tampa	37	33	.529	—3½
Clearwater	37	33	.529	—3½
Charlotte	36	34	.51	—4½
Sarasota	29	41	.414	—11½
Lakeland	28	43	.394	—13
St. Petersburg	25	46	.352	—16

2000 Second Half

EAST DIVISION	W	L	PCT	GB
Daytona	44	25	.638	—
Kissimmee	35	34	.507	—9
St. Lucie	34	36	.486	—10½
Jupiter	34	36	.486	—10½
Vero Beach	30	37	.448	—13
Brevard County	27	43	.386	—17½

WEST DIVISION	W	L	PCT	GB
Fort Myers	40	25	.643	—
Dunedin	44	25	.638	—½
Charlotte	42	27	.609	—2½
St. Petersburg	33	35	.485	—11
Tampa	33	37	.471	—12
Sarasota	31	38	.449	—13½
Clearwater	27	38	.415	—15½
Lakeland	24	45	.348	—20½

Play-offs - Daytona defeated St. Lucie two games to none;

Dunedin defeated Fort Myers two games to none;

Daytona defeated Dunedin three games to none to win

Florida State League Championship.



YEARLY FINAL STANDINGS (Continued)

(*) WON PENNANT, (**) WON PLAYOFF, (* **) WON BOTH

2001 First Half

EAST DIVISION	W	L	PCT	GB
Vero Beach	40	28	.588	—
Brevard County	39	29	.574	—1
Lakeland	38	29	.567	—1½
Daytona	37	30	.552	—2½
St. Lucie	32	36	.471	—8
Jupiter	29	38	.433	—10½

WEST DIVISION	W	L	PCT	GB
Charlotte	35	33	.515	—
Dunedin	33	34	.493	—1½
Clearwater	32	35	.478	—2½
Fort Myers	32	36	.471	—3
Tampa	29	38	.433	—5½
Sarasota	29	39	.426	—6

2001 Second Half

EAST DIVISION	W	L	PCT	GB
Brevard County	41	26	.612	—
Jupiter	41	31	.569	—2½
Daytona	31	38	.449	—11
St. Lucie	31	40	.437	—12
Lakeland	29	40	.420	—13
Vero Beach	27	38	.415	—13

WEST DIVISION	W	L	PCT	GB
Tampa	48	24	.667	—
Dunedin	38	30	.559	—8
Fort Myers	36	33	.522	—10½
Clearwater	36	34	.514	—11
Charlotte	32	37	.464	—14½
Sarasota	25	44	.362	—21½

Play-offs - Tampa defeated Charlotte two games to none;
Brevard County defeated Vero Beach two games to none;
Brevard County and Tampa declared Florida State League
Co-Champions due to stoppage of play in Professional
Baseball.

2002 First Half

EAST DIVISION	W	L	PCT	GB
St. Lucie	40	32	.556	—
Lakeland	40	32	.556	—
Jupiter	39	32	.549	—½
Vero Beach	37	33	.529	—2
Daytona	31	41	.431	—9
Brevard County	27	45	.375	—13

WEST DIVISION	W	L	PCT	GB
Tampa	42	28	.600	—
Fort Myers	40	32	.556	—3
Sarasota	39	33	.542	—4
Charlotte	39	33	.542	—4
Dunedin	33	38	.465	—9.5
Clearwater	22	50	.306	—21

2002 Second Half

EAST DIVISION	W	L	PCT	GB
Jupiter	42	25	.627	—
Vero Beach	35	30	.538	—6
Daytona	33	32	.508	—8
St. Lucie	31	37	.456	—11½
Lakeland	29	38	.433	—13
Brevard County	24	40	.365	—17

WEST DIVISION	W	L	PCT	GB
Charlotte	45	23	.662	—
Fort Myers	37	30	.552	—7½
Clearwater	35	29	.547	—8
Dunedin	30	34	.469	—13
Tampa	29	34	.460	—13½
Sarasota	23	41	.359	—20

Play-offs - Charlotte defeated Tampa two games to none;
Lakeland Defeated Jupiter two games to none;
Charlotte defeated Lakeland three games to two
to win Florida State League Championship.



YEARLY FINAL STANDINGS (Continued)

(*) WON PENNANT, (**) WON PLAYOFF, (* **) WON BOTH

2003 First Half

EAST DIVISION	W	L	PCT	GB
Jupiter	42	28	.600	—
Vero Beach	36	31	.537	4½
Brevard County	35	33	.515	6
St. Lucie	33	37	.471	9
Daytona	32	38	.457	10
Palm Beach	25	43	.368	16

WEST DIVISION	W	L	PCT	GB
Fort Myers	44	26	.629	—
Clearwater	37	31	.544	6
Tampa	38	32	.543	6
Dunedin	38	32	.543	6
Sarasota	31	38	.449	12½
Lakeland	24	46	.343	20

2003 Second Half

EAST DIVISION	W	L	PCT	GB
St. Lucie	44	25	.638	—
Daytona	34	33	.507	9
Jupiter	34	34	.500	9½
Brevard County	30	33	.476	11
Palm Beach	29	41	.414	15½
Vero Beach	26	38	.406	15½

WEST DIVISION	W	L	PCT	GB
Dunedin	40	30	.571	—
Clearwater	35	30	.538	2½
Sarasota	32	29	.525	3½
Lakeland	31	32	.492	5½
Tampa	30	32	.484	6
Fort Myers	29	37	.439	9

Play-offs - St. Lucie defeated Jupiter two games to none;

Dunedin defeated Fort Myers two games to one;

St. Lucie defeated Dunedin three games to one to win Florida State League Championship.

2004 First Half

EAST DIVISION	W	L	PCT	GB
Daytona	40	29	.580	—
St. Lucie	37	31	.544	2½
Palm Beach	37	32	.536	3
Vero Beach	36	34	.514	4½
Brevard County	31	36	.463	8
Jupiter	30	38	.441	9½

WEST DIVISION	W	L	PCT	GB
Dunedin	41	29	.586	—
Sarasota	38	31	.551	2½
Tampa	37	31	.544	3
Fort Myers	31	37	.456	9
Lakeland	29	39	.426	11
Clearwater	25	45	.357	16

2004 Second Half

EAST DIVISION	W	L	PCT	GB
Vero Beach	41	23	.641	—
Palm Beach	36	29	.554	5½
Daytona	30	27	.526	7½
Jupiter	34	33	.507	8½
St. Lucie	27	34	.443	12½
Brevard County	22	36	.406	16

WEST DIVISION	W	L	PCT	GB
Tampa	38	27	.585	—
Dunedin	35	28	.556	2
Sarasota	37	30	.552	2
Clearwater	30	36	.455	8½
Fort Myers	30	37	.448	9
Lakeland	22	42	.344	15½

Play-offs - Daytona Cubs defeated Vero Beach Dodgers two games to none;

Tampa Yankees defeated Dunedin two games to none;

Daytona and Tampa were named co-champions after the Post-Season was cancelled.



2019 Record Book & Media Guide

FLORIDA STATE LEAGUE of Professional Baseball Clubs, Inc.

YEARLY FINAL STANDINGS (Continued)

(*) WON PENNANT, (**) WON PLAYOFF, (* **) WON BOTH

2005 First Half

EAST DIVISION	W	L	PCT	GB
Vero Beach	40	26	.606	—
Daytona	35	32	.522	—5½
Jupiter	35	33	.515	—6
St. Lucie	30	35	.462	—9½
Palm Beach	30	40	.429	—12
Brevard County	26	42	.382	—15

WEST DIVISION	W	L	PCT	GB
Lakeland	45	22	.686	—
Dunedin	40	26	.568	—5½
Fort Myers	37	27	.578	—6½
Sarasota	34	31	.523	—10
Tampa	31	34	.477	—13
Clearwater	17	50	.254	—28

2005 Second Half

EAST DIVISION	W	L	PCT	GB
Palm Beach	39	31	.557	—
Vero Beach	37	30	.552	—½
Brevard County	37	31	.544	—1
St. Lucie	36	33	.522	—2½
Daytona	34	34	.500	—4
Jupiter	24	45	.348	—17.5

WEST DIVISION	W	L	PCT	GB
Lakeland	40	26	.606	—
Dunedin	41	29	.566	—1
Fort Myers	37	32	.536	—4½
Sarasota	31	36	.463	—9½
Tampa	24	44	.353	—17
Clearwater	24	45	.348	—17½

Play-offs - Lakeland beat Dunedin 2 games to 0; Palm Beach beat Vero Beach 2 games to 1;

Palm Beach beat Lakeland 3 games to 2 to win the Florida State League Championship.

2006 First Half

EAST DIVISION	W	L	PCT	GB
St. Lucie	40	30	.571	—
Palm Beach	39	31	.557	—1
Brevard County	35	31	.530	—3
Daytona	35	35	.500	—5
Jupiter	31	38	.449	—8.5
Vero Beach	26	42	.382	—13

WEST DIVISION	W	L	PCT	GB
Dunedin	38	32	.543	—
Fort Myers	38	32	.543	—
Lakeland	37	32	.536	—5
Tampa	34	34	.500	—3
Clearwater	31	38	.449	—6.5
Sarasota	30	39	.435	—7.5

2006 Second Half

EAST DIVISION	W	L	PCT	GB
Palm Beach	36	29	.554	—
Daytona	36	31	.537	—1
St. Lucie	37	32	.536	—1
Brevard County	29	34	.460	—6
Vero Beach	25	38	.397	—10
Jupiter	24	42	.364	—12.5

WEST DIVISION	W	L	PCT	GB
Fort Myers	42	28	.600	—
Tampa	41	28	.594	—5
Clearwater	36	34	.514	—6
Sarasota	36	34	.514	—6
Lakeland	31	36	.463	—9.5
Dunedin	30	37	.448	—10.5

Play-offs - St. Lucie defeats Palm Beach 2 to 0; Dunedin defeats Ft. Myers 2 to 1;

St. Lucie defeats Dunedin three games to 0 to win Florida State League Championship.

2007 First Half

EAST DIVISION	W	L	PCT	GB
Brevard County	41	28	.594	—
Palm Beach	36	34	.514	—5.5
Vero Beach	34	35	.493	—7.0
Daytona	32	37	.464	—9.0
Jupiter	31	39	.443	—10.5
St. Lucie	31	39	.443	—10.5

WEST DIVISION	W	L	PCT	GB
Sarasota	43	27	.614	—
Tampa	41	28	.594	—1.5
Clearwater	39	31	.557	—4.0
Dunedin	31	39	.443	—12.0
Ft. Myers	30	40	.429	—13.0
Lakeland	29	41	.414	—14.0

2007 Second Half

EAST DIVISION	W	L	PCT	GB
St. Lucie	37	32	.536	—
Palm Beach	35	35	.500	—2.5
Brevard County	33	34	.493	—3.0
Jupiter	32	37	.464	—5.0
Daytona	25	43	.368	—11.5
Vero Beach	25	44	.362	—12.0

WEST DIVISION	W	L	PCT	GB
Clearwater	44	26	.629	—
Tampa	42	28	.600	—2.0
Dunedin	41	29	.586	—3.0
Fort Myers	40	30	.571	—4.0
Sarasota	38	32	.543	—6.0
Lakeland	24	46	.343	—20.0

Play-offs - Brevard County defeats St. Lucie 2 to 1; Clearwater defeats Sarasota 2 to 1;

Clearwater defeats Brevard County 3 to 1 to win Florida State League Championship.

2019 Record Book & Media Guide

FLORIDA STATE LEAGUE of Professional Baseball Clubs, Inc.



YEARLY FINAL STANDINGS (Continued)

(*) WON PENNANT, (**) WON PLAYOFF, (* **) WON BOTH

2008 First Half

EAST DIVISION	W	L	PCT	GB
*Palm Beach	42	28	.600	
Brevard	35	34	.507	6.5
Daytona	35	35	.500	7.0
Vero Beach	34	35	.493	7.5
Jupiter	33	36	.478	8.5
St. Lucie	19	50	.275	22.5

2008 Second Half

EAST DIVISION	W	L	PCT	GB
***Daytona Cubs	38	24	.613	
Jupiter	41	28	.594	0.5
St. Lucie	34	31	.523	5.5
Palm Beach	33	34	.493	7.5
Brevard	31	38	.449	10.5
Vero Beach	20	46	.303	20.0

Play-offs - Daytona defeats Palm Beach (2-1)

Fort Myers defeats Dunedin (2-0)

Daytona defeats Fort Myers (3-1) to win Florida State League Championship.

WEST DIVISION	W	L	PCT	GB
*Fort Myers	45	24	.652	
Dunedin	37	33	.529	8.5
Tampa	37	33	.529	8.5
Lakeland	35	34	.507	10.0
Sarasota	33	37	.471	12.5
Clearwater	32	38	.457	13.5

WEST DIVISION	W	L	PCT	GB
**Dunedin	48	20	.706	
Tampa	35	32	.522	12.5
#Fort Myers	32	35	.478	15.5
Lakeland	32	36	.471	16.0
Clearwater	32	38	.457	17.0
Sarasota	27	41	.397	21.0

*FIRST HALF DIVISION WINNER

** SECOND HALF DIVISION WINNER

DIVISION CHAMPS

2009 First Half

NORTH DIVISION	W	L	PCT	GB
*Brevard	40	24	.625	
Daytona	34	33	.507	7.5
Dunedin	33	34	.493	8.5
Clearwater	32	34	.485	9.0
Tampa	30	37	.448	11.5
Lakeland	29	36	.446	11.5

2009 Second Half

NORTH DIVISION	W	L	PCT	GB
***Tampa	47	19	.712	
Brevard	39	24	.619	6.5
Dunedin	34	33	.507	13.5
Clearwater	35	35	.500	14.0
Daytona	30	38	.441	18.0
Lakeland	26	39	.348	20.5

Play-offs - Tampa defeats Brevard County (2-1)

Charlotte defeats Fort Myers (2-1)

Tampa defeats Charlotte (3-1) to win Florida State League Championship

SOUTH DIVISION	W	L	PCT	GB
*Fort Myers	43	26	.623	
Charlotte	37	31	.544	5.5
Jupiter	34	33	.507	8.0
St. Lucie	34	34	.500	8.5
Palm Beach	29	41	.414	14.5
Sarasota	28	40	.412	14.5

SOUTH DIVISION	W	L	PCT	GB
**Fort Myers	37	32	.536	
#Charlotte	34	35	.493	3.0
St. Lucie	32	34	.485	3.5
Jupiter	33	37	.471	4.5
Palm Beach	32	36	.471	4.5
Sarasota	26	43	.377	11.0

*FIRST HALF DIVISION WINNER

** SECOND HALF DIVISION WINNER

DIVISION CHAMPS

2010 First Half

NORTH DIVISION	W	L	PCT	GB
*Dunedin	41	29	.586	
Tampa	36	32	.529	4.0
Clearwater	37	33	.529	4.0
Lakeland	37	33	.529	4.0
Daytona	34	36	.486	7.0
Brevard	27	42	.391	13.5

2010 Second Half

NORTH DIVISION	W	L	PCT	GB
***Tampa	42	25	.627	
Daytona	41	28	.594	2.0
Brevard	37	33	.529	6.5
Lakeland	34	34	.500	8.5
Dunedin	31	38	.449	12.0
Clearwater	30	39	.435	13.0

Play-offs - Tampa defeats Dunedin (2-0)

Charlotte defeats Bradenton (2-1)

Tampa defeats Charlotte (3-1) to win Florida State League Championship

SOUTH DIVISION	W	L	PCT	GB
*Charlotte	43	26	.623	
Bradenton	39	31	.557	4.5
Palm Beach	39	31	.557	4.5
St. Lucie	33	35	.485	9.5
Fort Myers	28	42	.400	15.5
Jupiter	22	46	.324	20.5

SOUTH DIVISION	W	L	PCT	GB
***Bradenton	37	31	.544	
Fort Myers	36	32	.529	1.0
Charlotte	37	33	.529	1.0
Palm Beach	36	34	.514	2.0
St. Lucie	29	41	.414	9.0
Jupiter	24	46	.343	14.0

*FIRST HALF DIVISION WINNER

** SECOND HALF DIVISION WINNER

DIVISION CHAMPS



2019 Record Book & Media Guide

FLORIDA STATE LEAGUE of Professional Baseball Clubs, Inc.

YEARLY FINAL STANDINGS (Continued)

(*) WON PENNANT, (**) WON PLAYOFF, (* **) WON BOTH

2011 First Half

NORTH DIVISION	W	L	PCT	GB
#*Daytona	47	23	.671	—
Clearwater	39	30	.565	7.5
Dunedin	39	31	.557	8.0
Tampa	37	32	.536	9.5
Lakeland	36	34	.514	11.0
Brevard	27	43	.386	20.0

2011 Second Half

NORTH DIVISION	W	L	PCT	GB
*Dunedin	40	30	.571	—
Tampa	37	32	.536	2.5
Clearwater	36	33	.522	3.5
Brevard	35	33	.515	4.0
Daytona	29	38	.433	9.5
Lakeland	28	40	.412	11.0

Play-Offs St. Lucie defeats Bradenton (4-3)

Daytona defeats Dunedin (4-3)

Daytona defeats St. Lucie (3-1) to win Florida State League Championship

SOUTH DIVISION	W	L	PCT	GB
**St. Lucie	38	32	.543	—
Fort Myers	34	36	.486	4.0
Jupiter	32	38	.457	6.0
Charlotte	30	39	.435	7.5
Bradenton	30	40	.429	8.0
Palm Beach	29	40	.420	8.5

SOUTH DIVISION	W	L	PCT	GB
**Bradenton	44	23	.657	—
Palm Beach	39	30	.565	6.0
Charlotte	34	36	.486	11.5
St. Lucie	34	36	.486	11.5
Fort Myers	29	40	.420	16.0
Jupiter	28	42	.400	17.5

*FIRST HALF DIVISION WINNER

** SECOND HALF DIVISION WINNER

DIVISION CHAMPS

2012 First Half

NORTH DIVISION	W	L	PCT	GB
*Dunedin	42	25	.627	—
Lakeland	36	29	.554	5.0
Clearwater	38	30	.545	5.5
Tampa	30	37	.445	12.0
Daytona	30	38	.441	12.5
Brevard	29	39	.426	13.5

2012 Second Half

NORTH DIVISION	W	L	PCT	GB
***Lakeland	37	20	.651	—
Clearwater	36	30	.545	1.0
Dunedin	36	30	.545	1.0
Tampa	35	33	.515	3.0
Brevard	34	33	.507	3.5
Daytona	29	36	.446	7.5

Play-Offs Lakeland defeats Dunedin (2-0)

Jupiter defeats St. Lucie (2-1)

Lakeland defeats Jupiter (3-2) to win Florida State Championship

SOUTH DIVISION	W	L	PCT	GB
*St. Lucie	49	19	.721	—
Jupiter	36	34	.514	14.0
Palm Beach	31	36	.463	17.5
Charlotte	29	38	.433	19.5
Fort Myers	28	39	.418	20.5
Bradenton	29	41	.414	21.0

SOUTH DIVISION	W	L	PCT	GB
***Jupiter	38	28	.576	—
St. Lucie	34	33	.507	4.5
Palm Beach	33	36	.478	6.5
Fort Myers	32	36	.471	7.0
Bradenton	31	36	.463	7.5
Charlotte	26	41	.388	12.5

*FIRST HALF DIVISION WINNER

** SECOND HALF DIVISION WINNER

DIVISION CHAMPS

2013 First Half

NORTH DIVISION	W	L	PCT	GB
*Dunedin	37	29	.561	—
Brevard	37	30	.552	0.5
Daytona	35	31	.530	2.0
Clearwater	35	33	.515	3.0
Lakeland	30	38	.441	8.0
Tampa	28	40	.412	10.0

2013 Second Half

NORTH DIVISION	W	L	PCT	GB
***Daytona	40	20	.667	—
Lakeland	34	30	.531	8.0
Clearwater	32	35	.478	11.5
Tampa	30	38	.441	14.0
Brevard	29	38	.433	14.5
Dunedin	26	39	.400	16.5

Play-Offs Daytona defeats Dunedin (2-0)

Charlotte defeats Fort Myers (2-0)

Daytona defeats Charlotte to win Florida State Championship (3-1)

SOUTH DIVISION	W	L	PCT	GB
*Fort Myers	45	22	.672	—
St. Lucie	37	30	.552	8.0
Jupiter	36	32	.529	9.5
Charlotte	29	38	.433	16.0
Palm Beach	29	39	.426	16.5
Bradenton	26	42	.382	19.5

SOUTH DIVISION	W	L	PCT	GB
***Charlotte	38	27	.585	—
St. Lucie	34	30	.531	3.5
Palm Beach	35	32	.522	4.0
Fort Myers	34	34	.500	5.5
Bradenton	31	35	.470	7.5
Charlotte	32	37	.464	8.0

*FIRST HALF DIVISION WINNER

** SECOND HALF DIVISION WINNER

DIVISION CHAMPS



YEARLY FINAL STANDINGS (Continued)

(*) WON PENNANT, (**) WON PLAYOFF, (* **) WON BOTH

2014 First Half

NORTH DIVISION	W	L	PCT	GB
*Dunedin	46	23	.667	—
Lakeland	42	25	.627	3.0
Brevard	36	30	.545	8.5
Tampa	33	37	.471	13.5
Daytona	26	42	.382	19.5
Clearwater	17	51	.250	28.5

SOUTH DIVISION	W	L	PCT	GB
*Fort Myers	41	28	.594	—
St. Lucie	40	29	.580	1.0
Palm Beach	36	33	.522	5.0
Bradenton	35	34	.507	6.0
Charlotte	31	36	.463	9.0
Jupiter	27	42	.391	14.0

2014 Second Half

NORTH DIVISION	W	L	PCT	GB
#Daytona	41	27	.603	—
Tampa	38	31	.551	3.5
Brevard	37	32	.536	4.5
Clearwater	32	38	.457	10.0
Dunedin	31	38	.449	10.5
Lakeland	20	50	.286	22.0

SOUTH DIVISION	W	L	PCT	GB
#Bradenton	43	27	.614	—
Fort Myers	41	29	.586	2.0
Palm Beach	40	30	.571	3.0
St. Lucie	36	33	.522	6.5
Charlotte	33	34	.485	9.0
Jupiter	23	45	.338	19.0

Play-Offs Daytona defeats Dunedin (2-0)

Fort Myers defeats Bradenton (2-0)

Fort Myers defeats Daytona to win Florida State Championship (3-1)

2015 First Half

NORTH DIVISION	W	L	PCT	GB
*Clearwater	37	33	.529	—
Daytona	37	33	.529	—
Tampa	34	36	.486	3.0
Lakeland	33	36	.478	3.5
Dunedin	32	38	.457	5.0
Brevard	29	40	.420	7.5

SOUTH DIVISION	W	L	PCT	GB
*Charlotte	45	25	.643	—
Fort Myers	38	32	.543	7.0
Jupiter	35	35	.500	10.0
St. Lucie	35	35	.500	10.0
Bradenton	32	38	.457	13.0
Palm Beach	32	38	.457	13.0

2015 Second Half

NORTH DIVISION	W	L	PCT	GB
Clearwater	42	25	.627	—
Daytona	40	25	.615	1.0
Tampa	32	36	.471	10.5
Dunedin	29	38	.433	13.0
Brevard	26	40	.394	15.5
Lakeland	22	43	.338	19.0

SOUTH DIVISION	W	L	PCT	GB
#Palm Beach	43	25	.632	—
Bradenton	42	26	.618	1.0
Fort Myers	38	31	.551	5.5
St. Lucie	33	35	.485	10.0
Jupiter	32	38	.457	12.0
Charlotte	24	41	.369	17.5

Play-Offs Daytona defeats Clearwater (2-0)

Charlotte defeats Palm Beach (2-0)

Charlotte defeats Daytona to win Florida State Championship (3-1)

WATCH THE STARS OF TOMORROW TODAY[®]

ON **MILB.tv** 

USE PROMO CODE
MINORLEAGUES
AND SAVE!



VISIT **MILB.TV**[®] NOW
FOR COMPLETE DETAILS.

WATCH ON
FIRST PITCH[®]



Download on the
App Store



GET IT ON
Google Play

© 2018 Minor League Baseball. All MILB copyrights and trademarks are used with permission. All rights reserved. Blackout and other restrictions may apply.
Visit MILB.TV for details. Data and usage rates may apply to the download and use of the MILB First Pitch app.

COMPOSITE STANDING AT CLOSE OF SEASON

Club	Affiliate	W	L	PCT	GB	TAM	FTM	PMB	BRD	DUN	CHA	JUP	CLR	LAK	STL	DAY	FLO
Palm Beach (St. Louis)		75	58	.564		X	4	5	7	11	8	4	5	11	8	5	7
Clearwater (Philadelphia)		77	60	.562		2	X	5	7	3	9	11	10	8	8	7	7
Charlotte (Tampa Bay)		74	62	.544	2.5	8	7	X	5	6	1	7	7	7	8	9	9
Lakeland (Detroit)		72	61	.541	3.0	6	4	8	X	5	6	11	9	6	3	6	8
Jupiter (Miami)		70	64	.522	5.5	11	5	4	7	X	8	2	6	5	7	10	5
Daytona (Cincinnati)		69	66	.511	7.0	5	4	7	7	7	X	6	7	2	6	5	13
Tampa (NY Yankees)		70	67	.511	7.0	4	4	6	5	6	6	X	7	6	12	7	7
Dunedin (Toronto)		69	68	.504	8.0	3	12	8	4	2	5	8	X	9	4	8	6
Fort Myers (Minnesota)		68	69	.496	9.0	4	4	8	6	7	6	6	2	X	10	7	8
Bradenton (Pittsburgh)		56	74	.431	17.5	4	5	4	5	7	4	3	7	7	X	5	5
St. Lucie (NY Mets)		54	76	.415	19.5	6	6	5	3	4	8	4	4	5	4	X	5
Florida (Atlanta)		51	80	.389	23.0	5	5	5	2	5	6	5	5	4	3	4	X



2018 FLORIDA STATE LEAGUE ALL-STAR TEAM

Player of the year.....	Jose Pujols, Clearwater Threshers
Pitcher of the year	Patrick Murphy, Dunedin Blue Jays
Pitcher	Spenser Watkins, Lakeland
Pitcher	Ian Anderson, Florida
Pitcher	Scott Moss, Daytona
Pitcher	Patrick Murphy, Dunedin
Relief Pitcher	Ryan Hendrix, Daytona
Relief Pitcher	Joel Kuhnel, Daytona
Catcher	Tyler Stephenson, Daytona
Catcher	Taylor Grzelakowski, Fort Myers
First Base	Brandon Wagner, Tampa
Second Base	Andy Young, Palm Beach
Third Base	Michael Paez, St. Lucie
Shortstop	Andres Gimenez, St. Lucie
Utility Infield	Ivan Castillo, Dunedin
Outfielder	Jose Pujols, Clearwater
Outfielder	Jesus Sanchez, Charlotte
Outfielder	Joshua Palacios, Dunedin
Outfielder	Taylor Trammell, Daytona
Outfielder	Ibandel Isabel, Daytona
Manager	Dann Bilardello, Palm Beach
Coach	Ramon Borrego, Fort Myers
Coach	Shawn Williams, Clearwater



2018 BATTING LEADERS

Average.....	Rodrigo Orozco – Dunedin Blue Jays.....	.304
On-Base Percentage.....	Hoy Jun Park – Tampa Tarpons.....	.387
Games.....	Isiah Gilliam – Tampa Tarpons/Josh Palacios – Dunedin Blue Jays.....	.125
At-Bats.....	Josh Palacios – Dunedin Blue Jays.....	.507
Runs.....	Jared Oliva – Bradenton Marauders.....	.75
Hits.....	Josh Palacios – Dunedin Blue Jays.....	.148
Total Bases.....	Ibandel Isabel – Daytona Tortugas.....	.213
Doubles.....	Tristan Gray – Charlotte Stone Crabs.....	.38
Triples.....	Ivan Castillo – Dunedin Blue Jays.....	.8
Home Runs.....	Ibandel Isabel – Daytona Tortugas.....	.35
Runs Batted In.....	Josh Palacios – Dunedin Blue Jays.....	.78
Sac-hits.....	Adrian Valerio – Bradenton Marauders.....	.16
Sac-flies.....	Michael Paez – St. Lucie Mets.....	.9
Slugging.....	Ibandel Isabel – Daytona.....	.566
Base on Balls.....	Hoy Jun Park – Tampa Tarpons.....	.68
HBP.....	Kramer Robertson – Palm Beach Cardinals.....	.18
Strikeouts.....	Braxton Davidson – Florida Fire Frogs.....	.213
Stolen Bases.....	Derek Hill – Lakeland Flying Tigers.....	.35
Caught Stealing.....	Ben Ruta – Tampa Tarpons.....	.13
Grounded into Double Play.....	Diego Castillo – Tampa Tarpons.....	.24

2018 PITCHING LEADERS

ERA.....	Spenser Watkins – Lakeland Flying Tigers.....	2.24
Win %.....	Kenny Rosenberg – Charlotte Stone Crabs.....	.846
Games.....	Jacob Patterson – Palm Beach Cardinals.....	51
Games Started.....	Patrick Murphy – Dunedin Blue Jays.....	26
Games Finished.....	Joel Kuhnel – Daytona Tortugas.....	35
Complete Games.....	Anthony Castro – Lakeland Flying Tigers.....	2
.....	Harol Gonzalez – St. Lucie Mets.....	2
.....	James Marvel – Bradenton Marauders.....	2
.....	Spenser Watkins – Lakeland Flying Tigers.....	2
Games Won.....	Scott Moss – Daytona Tortugas.....	15
Saves.....	Joel Kuhnel – Daytona Tortugas.....	17
Innings Pitched.....	Patrick Murphy – Dunedin Blue Jays... ..	146.2
Hits Allowed.....	Mike Wallace – Bradenton Marauders.....	155
Runs Allowed.....	Wennington Romero – Daytona Tortugas.....	78
Home Runs Allowed.....	Mike Wallace – Bradenton Marauders.....	18
Total Walks.....	Gregory Soto – Lakeland Flying Tigers.....	70
Hit Batters.....	Mauricio Llovera – Clearwater Threshers.....	14
.....	Oddy Nunez – Bradenton Marauders.....	14
Strikeouts.....	Mauricio Llovera – Clearwater Threshers.....	137
Wild Pitches.....	Nick Green – Tampa Tarpons.....	18
.....	Ian Anderson – Florida.....	18
Balks.....	Tony Santillan – Daytona.....	3
.....	Oddy Nunez – Bradenton.....	3
.....	Anthony Castro – Lakeland.....	3
.....	Kenny Rosenberg – Charlotte.....	3
Games Lost.....	Jeremy Walker – Florida Fire Frogs.....	11
.....	Mike Wallace – Bradenton Marauders.....	11
Shutouts.....	11 tied..... 1

BASEBALL'S FUTURE **NOW**

ONLY ON  **MiLB.TV**



VISIT
MiLB.TV
NOW!

DOWNLOAD **THE FUN**



© 2019 Minor League Baseball. All MiLB copyrights and trademarks are used with permission. All rights reserved. Blackout and other restrictions may apply. Visit MiLB.TV for details. Data and usage rates may apply to the download and use of the MiLB First Pitch app.

MINOR LEAGUE BASEBALL®

WEAR YOUR FUN



CHRISTIAN
YELICH
2018 NL MVP



BLAKE
SNELL
2018 AL CY YOUNG

THE MARK OF A PRO

MIKE
TROUT

GIANCARLO
STANTON

NOLAN
ARENADO



THE OFFICIAL BATTING HELMET AND
BALL SUPPLIER OF MINOR LEAGUE BASEBALL®



THE OFFICIAL BATTING HELMET AND
BALL SUPPLIER OF MAJOR LEAGUE BASEBALL®



© Rawlings Sporting Goods Company, Inc.
Major League Baseball and Minor League Baseball trademarks and copyrights are used with permission of
Major League Baseball Properties, Inc. Visit MLB.com and MLB.com