




2011



**MEDIA GUIDE
&
RECORD BOOK**



Presented
Exclusively by:



Radisson

Radisson of Chelmsford:
Official Host Hotel

Coach Company

Official Transportation Company

The stars play in Lowell...
2011 ALL-STAR GAME
Tuesday, August 16

LELACHEUR PARK
LOWELLSPINNERS.COM
for ticket information



WHO WILL BE CROWNED CHAMPION?
THE 2011 NYPL PLAYOFFS
BEGIN SEPTEMBER 6





June 2011

Dear New York-Penn League Fans:

Welcome to the 73rd consecutive year of the New York-Penn League, the oldest, continuously operated CLASS A league in professional baseball.

Attendance during the 2010 season was once again spectacular. The New York-Penn League finished with its third highest attendance ever (1,829,755) and its ninth consecutive season exceeding 1.75 million fans. In addition, the Lowell, Staten Island and Tri-City clubs set singleseason attendance records. Over the past decade, 17,907,372 fans have attended New York-Penn League games, and the 2011 season looks promising for another record-breaking season.

The 7th annual New York-Penn League All-Star Game will be hosted by the Lowell Spinners at *Edward A. LaLacheur Park* (Lowell, MA) on Tuesday, August 16th. The 2011 All-Star Game will once again pit the best prospects from the League's seven National League affiliates against the League's seven American League affiliates. It is our sincere hope that you will join us throughout the summer to celebrate America's favorite pastime with your family, friends, neighbors, and strangers alike.


As one of the premier leagues in Minor League Baseball, the New York-Penn League has a rich and storied history. Literally dozens of MLB All-Stars and Hall of Famers (including Tony Perez, Phil Niekro, Robin Yount, Wade Boggs, and Don Mattingly) started their professional baseball careers in the New York-Penn League. In fact, ninety-five (95) players, coaches and managers in Major League Baseball's 2010 American and National League playoff games either played or coached previously in the New York-Penn League. For more information about the 2011 season schedule, current club standings, hitting and pitching statistics, attendance, radio and video broadcasts, and other club and league information, please visit the League's web site at www.newyork-pennleague.com.

So, sit back and relax, and allow the New York-Penn League clubs to provide you and your family with that special magic of Minor League Baseball at affordable prices in the most enjoyable surroundings possible.

Very truly yours,

NEW YORK-PENN LEAGUE

Ben J. Hayes
President



NEW YORK-PENNSYLVANIA PROFESSIONAL BASEBALL LEAGUE

6161 DR. MARTIN LUTHER KING JR. STREET NORTH, SUITE 205,
ST. PETERSBURG, FL 33703

Phone: 727-289-7112 • Fax: 727-683-9691

Website: www.newyork-pennleague.com

President:	Ben Hayes	League Administrator:	Laurie Hayes
President Emeritus:	Hon. Robert Julian	League Schedule	
Treasurer:	Jon Dandes	Maker:	Charlie Blaney
League Historian:	Charlie Wride	Corporate Secretary:	Doug Estes
		League Intern:	Ben Prueitt

League Directors:	Jeff Eiseman (Aberdeen)
	Tom Ganey (Auburn)
	Naomi Silver (Batavia)
	Steve Cohen (Brooklyn)
	E. Miles Prentice (Connecticut)
	Jeff Goldklang (Hudson Valley)
	Jon Dandes (Jamestown)
	Tim Bawmann (Lowell)
	Mike Savit (Mahoning Valley)
	Chuck Greenberg (State College)
	Art Martin (Staten Island)
	William L. Gladstone (Tri-City)
	Kyle Bostwick (Vermont)
	Paul Velte (Williamsport)

Schedule:	76 Games (per team)
Opening Date:	June 17, 2011
Closing Date:	September 4, 2011
All-Star Game:	Tuesday, August 16, 2011 at Lowell, Massachusetts(NL vs. AL)
League Statistician:	Baseball Advanced Media 75 Ninth Avenue, New York, NY 10111 Phone: 212-485-3444
Division Structure:	Pinckney: Auburn, Batavia, Jamestown, Mahoning Valley, State College, Williamsport McNamara: Aberdeen, Brooklyn, Hudson Valley, Staten Island Stedler: Connecticut, Lowell, Tri-City, Vermont

Playoff Format:	Division champions and wild-card team meet in best-of-3 semifinals. Winners meet in best-of-3 series for league championship.
Roster Limits:	30 active, but only 25 may be in uniform and eligible to play in any given game.
Player Eligibility Rule:	No more than four players who are 23 or older. No more than three players on active list may have four or more years of prior service.

2009 AND 2010 NEW YORK-PENN LEAGUE TOTAL ATTENDANCE

Club	2010 Ttl	2009 Ttl	Change	Openings		Average	
				2010	2009	2010	2009
Aberdeen	242,258	247,061	-4,803	37	38	6,548	6,502
Auburn	56,810	55,804	1,006	37	35	1,535	1,594
Batavia	36,601	35,620	981	36	37	1,017	963
Brooklyn	264,441	264,102	339	37	37	7,147	7,138
Connecticut	50,511	23,521*	26,990	34	34*	1,486	692*
Hudson Valley	158,932	161,332	-2400	36	35	4,415	4,609
Jamestown	44,895	45,095	-200	37	32	1,213	1,409
Lowell	201,512	186,522	14,990	37	37	5,446	5,041
Mah. Valley	114,556	120,755	-6,199	38	38	3,015	3,187
State College	140,927	142,068	-1,141	38	36	3,709	3,946
Staten Island	209,018	206,635	2,383	36	35	5,806	5,904
Tri-City	155,315	145,976	9,339	36	34	4,314	4,293
Vermont	88,340	84,114	4,226	35	33	2,524	2,549
Williamsport	65,639	68,130	-2,491	37	36	1,774	1,893

2010 Total Attendance1,829,755

2010 All-Star Game Attendance (Staten Isl., NY).....7,171

2010 Playoff Attendance (8 Games)18,087



2011 Scholarship Program

The 2011 NYPL Scholarship Program is open to any graduating senior from a public or private high school within the league's footprint, who has been accepted at any two or four-year college or university, vocational or technical education institution. Applicants will be judged based on academic performance, volunteer and extracurricular activities, and the impact their local NYPL club and Minor League Baseball has had on their lives.

The Scholarship Program will consist of two stages – a local round and a divisional round. In the local stage, students will apply directly with their local NYPL team, with one applicant chosen by each of the 14 teams to advance to the divisional round. The 14 finalists will be separated by the division of the team they represent. The winning application from each of the NYPL's three divisions (McNamara, Pinckney and Stedler.

The scholarship's top prize includes three winners of a \$2,500 scholarship and eleven winners of \$250 each for books.

"The New York-Penn League Charitable Foundation initiated the scholarship program in 2009 as a way to assist high school seniors from within our league's footprint who not only meet and exceed traditional scholarship criteria, but have also demonstrated the positive benefits their local NYPL club has had on their life," said Ben J. Hayes, President of the New York-Penn League. "The Foundation is pleased to have this scholarship program in place and to support our 14 member clubs in their year-round community outreach efforts."

Students must have a 3.0 GPA (on a 4.0 scale) and participate in extracurricular activities. Applicant should also be involved with community service and be able to provide references. A copy of a high school transcript and letter of acceptance to institution must be included in application.

In 2010, the three \$2,500 scholarships were awarded to students from the Staten Island Yankees, Williamsport Crosscutters and Tri-City ValleyCats.

For more information and to Apply visit

www.NewYork-PennLeague.com

Application Deadline is June 30, 2011

BRINGING CHEERS FOR 72 YEARS

This league was founded in 1939 with the name "Pennsylvania-Ontario-New York League." This was generally shortened to "PONY League". The original teams included the Batavia Clippers; the Bradford Bees; the Hamilton Red Wings; the Jamestown Jaguars; the Niagara Falls Rainbows; and the Olean Oilers. The Oilers, a Brooklyn Dodgers affiliate, won both the regular-season and playoff championships.

The Hamilton Red Wings folded early in the 1956 season, and with no more teams in Ontario, the league adopted its current name in 1957. The league crossed back into Canada with the formation of the St. Catharines Blue Jays in 1986. They were joined by the Hamilton Redbirds in 1987 and the Welland Pirates in 1989, but all three clubs had moved back stateside by 2000.

PONY/NY-PENN LEAGUE TEAMS (1939-PRESENT)

Aberdeen IronBirds	Erie Tigers	Olean Athletics
Auburn Americans	Geneva Cubs	Olean Giants
Auburn Astros	Geneva Red Legs	Olean Oilers
Auburn Doubledays	Geneva Senators	Olean Red Sox
Auburn Mets	Geneva Twins	Olean Yankees
Auburn Phillies	Glens Falls Redbirds	Oneonta Red Sox
Auburn Red Stars	Hamilton Cardinals	Oneonta Tigers
Auburn Sunsets	Hamilton Red Birds	Oneonta Yankees
Auburn Twins	Hamilton Red Wings	Pittsfield Astros
Auburn Yankees	Hornell Dodgers	Pittsfield Mets
Batavia Clippers	Hornell Maple Leafs	Queens Kings
Batavia Indians	Hornell Maples	St. Catharines Blue Jays
Batavia Muckdogs	Hornell Pirates	St. Catharines Stompers
Batavia Pirates	Hornell Reds	State College Spikes
Batavia Tigers	Hudson Valley Renegades	Staten Island Yankees
Batavia Trojans	Jamestown Braves	Tri-City Valley Cats
Binghamton Triplets	Jamestown Dodgers	Utica Blue Jays
Bradford Beagles	Jamestown Expos	Utica Blue Marlins
Bradford Bees	Jamestown Falcons	Utica Blue Sox
Bradford Blue Wings	Jamestown Jaguars	Utica Marlins
Bradford Phillies	Jamestown Jammers	Vermont Expos
Bradford Yankees	Jamestown Tigers	Vermont Lake Monsters
Brooklyn Cyclones	Little Falls Mets	Watertown Indians
Connecticut Tigers	Lockport Cubs	Watertown Pirates
Corning Athletics	Lockport Reds	Welland Pirates
Corning CorSox	Lockport White Sox	Wellsville Braves
Corning Independents	Lockport Sox	Wellsville Nitros
Corning Red Sox	London Pirates	Wellsville Red Sox
Corning Royals	Lowell Spinners	Wellsville Rockets
Elmira Pioneers	Mahoning Valley Scrappers	Wellsville Senators
Elmira Red Sox	New Jersey Cardinals	Wellsville Yankees
Elmira Suns	Newark Co-Pilots	Williamsport Astros
Erie Cardinals	Newark Orioles	Williamsport Crosscutters
Erie Orioles	Niagara Falls Pirates	Williamsport Cubs
Erie Sailors	Niagara Falls Rainbows	Williamsport Red Sox
Erie Sea Wolves	Niagara Falls Rapids	
Erie Senators	Niagara Falls Sox	



To honor the many lives lost on September 11, 2001, and the many lives lost since in the global war on terrorism, each of the New York-Penn League clubs will bear the special logo and motto, shown above, on the back of their batting helmets throughout the 2011 season.

The patch states: "9-11-01: Never Forget" with all three sites, The World Trade Center, The Pentagon and Somerset County, Pennsylvania represented within the patch.

On the 10th anniversary of the attacks, the NYPL Playoffs will be underway. A special pre-game ceremony to humbly honor all the victims and heroes will be performed.



ABERDEEN IRONBIRDS

Years in League:

2002-Present

Mailing Address:

873 Long Drive
Aberdeen, MD 21001

Telephone:

410-297-9292

Fax: 410-297-6653

E-Mail:

info@ironbirdsbaseball.com

Website:

www.ironbirdsbaseball.com



FRONT OFFICE STAFF

President & CEO, Ripken Baseball:

Cal Ripken, Jr.

Co-Owner, Executive VP, Ripken Baseball:

Bill Ripken

VP, Professional Baseball:

Jeff Eiseman

General Manager/Asst.

Aaron Moszer

VP of Sales:

Assistant GM:

Jenna Raglani

Kari Rumfield

Dir., Ticket Ops.:

Brad Cox

Exec. Dir., Professional

Baseball:

Amy Venuto

Dir. Retail Merchandising:

Don Eney

Dir., Baseball Facility

Ops.:

Glenn Valis

Production & In-Game

Entertainment Manager:

Jason Vaughn

Sr. Account Executive,

Ticketing:

Ian Clark

Manager, Corp. Partnership

Services:

Jocelyn Hill

Account Executive,

Sponsorship:

Christopher Stieber

Accounting Manager:

Elly Ripken

GM, Amateur Baseball:

Tim Deyesu

Dir., Sales, Amateur

Baseball:

Chris Savio

Head Groundskeeper:

Patrick Coakley

Account Executive, Ticket

Sales:

Scott Matejicka

Irene Pastorino

Clubhouse Manager:

Jake Parker

FIELD STAFF

Manager:

Leo Gomez

Pitching Coach:

Scott McGregor

Field Coaches:

Cesar Devarez

Moe Hill

Trainer:

Trek Schuler

VISITING CLUB HOTEL

Courtyard by Marriott
830 Long Drive
Aberdeen, MD 21001
Contact: Patty Scott
Phone: 410-272-0440

VISITING CLUB HOTEL

Wingate by Wyndham, Belcamp
1326 Policy Drive
Belcamp, MD 21017
Contact: Jessica Allen
Phone: 410-272-2929

LOCAL MEDIA

Newspapers: The Aegis, The Baltimore Sun, The Baltimore Examiner, The Cecil Whig

Television: MASN, WBAL, WBFF, WJZ, WMAR,
Harford Cable Network, and via www.ironbirdsbaseball.com

Radio: WAMD 970



V.P.: Jeff Eiseman



G.M.: Aaron Moszer

IRONBIRDS 2011 SCHEDULE (Dates in blue indicate home games)

Sunday	Monday	Tuesday	Wednesday	Thursday	Friday	Saturday
12	13	14	15	16	17	18
19	20	21	22	23	24	25
26	27	28	29	30		
1	2	3	4	5	6	7
8	9	10	11	12	13	14
15	16	17	18	19	20	21
22	23	24	25	26	27	28
29	30	31				
1	2	3	4	5	6	7
8	9	10	11	12	13	14
15	16	17	18	19	20	21
22	23	24	25	26	27	28
29	30	31				
1	2	3	4	5	6	7
8	9	10	11	12	13	14
15	16	17	18	19	20	21
22	23	24	25	26	27	28
29	30	31				

TICKET INFORMATION

Premium Box: \$14.75

Terrace Box: \$9.50

Field Box: \$12.75

Reserved: \$7.50

Loge Box: \$10.50

Gen. Admission: \$5

BALTIMORE ORIOLES INFO

Dir., Player Development:

John Stockstill

ORIOLES FARM SYSTEM

AAA: Norfolk Tides

AA: Bowie Baysox

A (Advanced): Frederick Keys

A: Delmarva Shorebirds

A (Short-Season): Aberdeen IronBirds

Rookie: GCL Orioles

STADIUM INFORMATION

Name: Ripken Stadium


Capacity: 6,300

Dimensions: LF 310, CF 400, RF 310

Year Opened: 2002

DIRECTIONS

From Baltimore, MD: Take I-95 N. Take the MD-22 exit number 85 towards Aberdeen/Churchville and bear right. Bear left at the fork at the top of the exit. Turn left onto MD-22 W/Aberdeen Trwy/Churchville Rd. Turn right onto Long Drive and follow to Ripken Stadium.



AUBURN DOUBLEDAYS

Years in League:

1958-1980, 1999-Present

Mailing Address:

130 North Division St.
Auburn, NY 13021

Telephone: 315-255-2489

Fax: 315-255-2675

E-Mail: ddays@

auburndoubledays.com

Website: www.

auburndoubledays.com



FRONT OFFICE STAFF

Operated by Auburn Community Baseball

President:

Tom Ganey

General Manager:

Kyle Schoonover

Asst. General Manager:

Jonathan Mercier

Groundskeeper:

Mark Tazzi

FIELD STAFF

Manager: Gary Cathcart

Pitching Coach: Franklin Bravo

Hitting Coach: Luis Ordaz

Trainer: James Gardiner

VISITING CLUB HOTEL

The Inn at the Finger Lakes
12 Seminary Drive
Auburn, NY 13021
Phone: 315-25-5000
Contact: Jackie Lewis

UMPIRE HOTEL

Holiday Inn
75 North Street
Auburn, NY 13021
Phone: 315-253-4531
Contact: Mary Moore

LOCAL MEDIA

Radio: WDWN 89.1 FM

Newspapers: The Citizen (Ryan Day, Sports Editor), Post Standard

Television: WSTM 3, WTVH 5, WSYR 9, News 10 Now



General Manager:

Kyle Schoonover

Asst. General Manager:

Jonathan Mercier

DOUBLEDAYS 2011 SCHEDULE (Dates in blue indicate home games)

	Sunday	Monday	Tuesday	Wednesday	Thursday	Friday	Saturday		Sunday	Monday	Tuesday	Wednesday	Thursday	Friday	Saturday
JUNE	12	13	14	15	16	17	18								
	19	20	21	22	23	24	25								
	26	27	28	29	30										
JULY															
	3	4	5	6	7	8	9								
	10	11	12	13	14	15	16								
	17	18	19	20	21	22	23								
AUGUST															
	7	8	9	10	11	12	13								
	14	15	16	17	18	19	20								
	21	22	23	24	25	26	27								
SEPT.															
	4	5	6	7	8	9	10								

TICKET INFORMATION

Box Seats: Adults: \$8

Seniors & Children: \$7

General Admin: Adults: \$6

Seniors & Children: \$5

WASHINGTON NATIONALS INFO

Dir., Minor League Operations:

Mark Scialabba

Dir., Player Development:

Doug Harris

NATIONALS FARM SYSTEM

AAA: Syracuse Chiefs

AA: Harrisburg Senators

A (Advanced): Patomac Nationals

A: Hagerston Suns

A (Short-Season): Auburn Doubledays

Rookie: GCL Nationals

STADIUM INFORMATION

Name: Falcon Park

Capacity: 2,800

Dimensions: LF 330, CF 400, RF 330

Year Opened: 1995

DIRECTIONS

From the East: Take route 5 (west) to Auburn. Route 5 will turn into route 5 & 20, take a right on Columbus Street. Columbus becomes N. Division Street. Falcon Park will be one mile ahead on the right hand side of the road.

From the West: Take Route 5 & 20 East to Auburn. Take a left on North Division. Falcon Park will be one Mile ahead on the right hand side of the road



BATAVIA MUCKDOGS

Years in League:

1939-53, '57-'59, '61-Present

Mailing Address:

299 Bank Street
Batavia, NY 14020

Telephone:

585-343-5454

Fax:

585-343-5620

E-Mail:

info@muckdogs.com

Website:

www.muckdogs.com



FRONT OFFICE STAFF

Operated by: Red Wings Management, LLC

Chief Operating Officer:

Naomi Silver

Dir., Food and Beverage:

Rob Burgett

Dir., Merchandising:

Barbara Moore

General Manager:

Travis Sick

Clubhouse Manager:

Tony Pecora

Asst. General Manager:

Mike Ewing

Dir., Stadium Grounds:

Don Rock

FIELD STAFF

Manager:

Dann Bilardello

Pitching Coach:

Arthur "Ace" Adams

Hitting Coach:

Roger LaFrancois

Trainer:

Eric Bauer

VISITING CLUB HOTEL

Days Inn
200 Oak Street
Batavia, NY 14020
Phone: 585-343-6000
Contact: Chhaya Joshi

UMPIRES' HOTEL


Batavia Travelodge
8204 Park Road
Batavia, NY 14020
Phone: 585-343-1000
Contact: Richard Lewis

LOCAL MEDIA

Radio: WBTA-1490-AM - Matthew Coller
Newspapers: Batavia Daily News - Alanna Stage



COO: Naomi Silver



General Manager: Travis Sick

MUCKDOGS 2011 SCHEDULE (Dates in blue indicate home games)

JUNE

Sunday	Monday	Tuesday	Wednesday	Thursday	Friday	Saturday
12	13	14	15	16	17	18
					7:05	
19	20	21	22	23	24	25
1:05						
26	27	28	29	30		
4:05	7:05	7:05				

JULY

Sunday	Monday	Tuesday	Wednesday	Thursday	Friday	Saturday
					1	2
						SEAPERS
3	4	5	6	7	8	9
SEAPERS	SEAPERS	SEAPERS	SEAPERS	SEAPERS	SEAPERS	SEAPERS
	7:05	7:05	7:05	7:05	7:05	
10	11	12	13	14	15	16
SEAPERS	SEAPERS	OFF	SEAPERS	SEAPERS	SEAPERS	SEAPERS
			7:05	7:05	7:05	
17	18	19	20	21	22	23
5:05					7:05	7:05
24	25	26	27	28	29	30
SEAPERS	SEAPERS	OFF	SEAPERS	SEAPERS	SEAPERS	SEAPERS
			7:05	11:05A	7:05	
31						
Tigers						

AUGUST

Sunday	Monday	Tuesday	Wednesday	Thursday	Friday	Saturday
	1	2	3	4	5	6
	Tigers	SEAPERS	SEAPERS	SEAPERS	SEAPERS	SEAPERS
					7:05	5:05
7	8	9	10	11	12	13
SEAPERS	SEAPERS	SEAPERS	SEAPERS	SEAPERS	SEAPERS	SEAPERS
		7:05	7:05	7:05	7:05	7:05
14	15	16	17	18	19	20
SEAPERS	ALL STAR FAN FEST	SEAPERS	SEAPERS	SEAPERS	SEAPERS	SEAPERS
	1:05					7:05
21	22	23	24	25	26	27
SEAPERS	SEAPERS	SEAPERS	SEAPERS	SEAPERS	SEAPERS	SEAPERS
	1:05	7:05	7:05	7:05	7:05	7:05
28	29	30	31			
SEAPERS	SEAPERS	SEAPERS	SEAPERS			
	7:05	7:05				

SEPT.

Sunday	Monday	Tuesday	Wednesday	Thursday	Friday	Saturday
				1	2	3
				SEAPERS	SEAPERS	SEAPERS
						7:05
4						
SEAPERS						
1:05						

TICKET INFORMATION

Box Seats: \$7.50

General Admission: (Adults) \$6.50

General Admission: (Child/Senior) \$5.50

ST. LOUIS CARDINALS INFO

Farm Director:

John Vuch

Phone: 314-345-9459

Fax: 314-345-9519

CARDINALS FARM SYSTEM

AAA: Memphis Redbirds

AA: Springfield Cardinals

A (Advanced): Palm Beach Cardinals

A: Quad Cities River Bandits

A (Short-Season): Batavia Muckdogs

Rookie: Johnson City Cardinals, GCL Cardinals

STADIUM INFORMATION

Name: Dwyer Stadium

Capacity: 2,600

Dimensions: LF 325, CF 400, RF 325

Year Opened: 1996

DIRECTIONS

I-90 to exit 48, left on Route 98 south, left on Richmond Ave., left on Bank St. Dwyer Stadium is on the left.



BROOKLYN CYCLONES

Years in League:

2001–Present

Mailing Address:

1904 Surf Avenue
Brooklyn, NY 11224

Telephone: 718-449-8497

Fax: 718-449-6368

E-Mail:

info@brooklyncyclones.com

Website:

www.brooklyncyclones.com



FRONT OFFICE STAFF

Chairman, CEO:

Fred Wilpon

President:

Saul Katz

Chief Operating Officer:

Jeff Wilpon

General Manager:

Steve Cohen

Asst. General Manager:

Kevin Mahoney

Dir., Communications:

Billy Harner

Dir., New Business Development:

Gary J. Perone

Manager of Ticket Ops.:

Ian McFate

Graphics Manager:

Kevin Jimenez

Marketing Asst. & Promotions Manager:

Kara Mohr

Operations Manager:

Vladimir Lipsman

Community Relations Manager:

Josh Mevorach

Admin. Asst., Community Relations:

Sharon Lundy-Ross

Senior Accountant:

Sharif Soliman

Staff Accountant:

Tatiana Isdith

Account Executives:

Greg Conway

Danny Diaz

Randy Lauwasser

Jake McCallister

Ricky Viola

Head Groundskeeper:

Kevin Ponte

FIELD STAFF

Manager: Rich Donnelly

Hitting Coach: Bobby Malek

Pitching Coach: Frank Viola

Trainer: Kiyoshi Tada

Str. Coach: Allison Salter

VISITING CLUB HOTEL

Holiday Inn Express
279 Butler Street
Brooklyn, NY 11217
Phone: 800-230-4124

UMPIRES' HOTEL

Best Western – Prospect Park
764 4th Avenue
Brooklyn, NY 11232
Phone: 718-768-3100

LOCAL MEDIA

Radio: WKRB 90.3 FM (Kingsborough Community College)

Broadcaster: Warner Fusselle

Newspapers: NY Daily News, NY Post, The New York Times, Newsday



General Manager: Steve Cohen

CYCLONES 2009 SCHEDULE (Dates in blue indicate home games)

	Sunday	Monday	Tuesday	Wednesday	Thursday	Friday	Saturday
JUNE	12	13	14	15	16	17	18
						Yankees	Yankees
						6:30	6:00
	19	20	21	22	23	24	25
	Yankees	Yankees	Yankees	Yankees	Yankees	Yankees	Yankees
	5:00	7:00	7:00	7:00	7:00	6:00	6:00
	26	27	28	29	30		
	Yankees	Yankees	Yankees	Yankees	Yankees		
	5:00	7:00	7:00	7:00	7:00		
JULY						1	2
						Yankees	Yankees
						5:00	7:00
	3	4	5	6	7	8	9
	Yankees	Yankees	Yankees	Yankees	Yankees	Yankees	Tigers
	5:00	7:00	7:00	7:00	7:00	7:00	6:00
	10	11	12	13	14	15	16
	Tigers	Tigers	OFF	Yankees	Yankees	Yankees	Yankees
	5:00	12:00		7:00	7:00	7:00	6:00
	17	18	19	20	21	22	23
	Yankees	Yankees	Yankees	Yankees	Yankees	Yankees	Yankees
	5:00	12:00	7:00	7:00	7:00	7:00	6:00
	24	25	26	27	28	29	30
	Yankees	Yankees	OFF	Tigers	Tigers	Tigers	Yankees
	5:00	7:00		7:00	7:00	7:00	6:00
	31						
	Yankees						
	5:00						
AUGUST		1	2	3	4	5	6
		Yankees	Yankees	Yankees	Yankees	Yankees	Yankees
		7:00	7:00	12:00	7:00	7:00	6:00
	7	8	9	10	11	12	13
	Yankees	Yankees	Yankees	Yankees	Yankees	Yankees	Yankees
	5:00	7:00	7:00	7:00	7:00	7:00	6:00
	14	15	16	17	18	19	20
	Yankees	ALL STAR FAN FEST	Yankees	Yankees	Yankees	Yankees	Yankees
	5:00		7:00	7:00	7:00	7:00	6:00
	21	22	23	24	25	26	27
	Yankees	Yankees	Yankees	Yankees	Yankees	Yankees	Yankees
	5:00	7:00	7:00	7:00	7:00	7:00	6:00
	28	29	30	31			
	Yankees	Yankees	Yankees	Yankees			
	5:00	7:00	7:00	7:00			
SEPT.					1	2	3
					Yankees	Yankees	Yankees
					7:00	7:00	6:00
	4						
	Yankees						
	5:00						

TICKET INFORMATION

Field Box: \$16
Standing Room Only: \$8

Box: \$14

General Admission Bleacher: \$8

NEW YORK METS INFO

Director, Minor League Operations:

Adam Wogan

Phone: 718-565-4302

Fax: 718-205-7920

METS FARM SYSTEM

AAA: Buffalo Bisons

AA: Binghamton Mets

A (Advanced): St. Lucie Mets

A: Savannah Sand Gnats

A (Short-Season): Brooklyn Cyclones

Rookie: Kingsport Mets, Gulf Coast Mets

STADIUM INFORMATION

Name: MCU Park

Capacity: 7,500

Dimensions: LF 315, CF 412, RF 325

Year Opened: 2001

DIRECTIONS

From the West: Take the Belt Parkway East to Cropsey Avenue/Coney Island (exit 6). At the end of the ramp, make a right onto Cropsey Avenue. Continue straight in the middle lane, as Cropsey turns into W. 17th Street. KeySpan Park is directly ahead, approximately 3 blocks.





CONNECTICUT TIGERS

Years in League:
2010–Present
Mailing Address:
14 Stott Avenue
Norwich, CT 06360
Telephone:
860-887-7962

Fax: 860-886-5996
Email:
info@cttigers.com
Website:
www.connecticutcttigers.com



FRONT OFFICE STAFF

President:
E. Miles Prentice
General Manager:
Andrew Weber
Asst. General Manager:
Eric Knighton
Vice President of Operations:
C.J. Knudsen

Dir., Facilities & Turf Management:
Bryan Barkley
Dir., Community Relations & Promotions:
Dave Schermerhorn
Dir., Concessions & Merchandise:
Heather Bartlett

Dir., Business Development & Client Relations:
Matt Deltenre
Box Office Manager:
Bobby DeVito
Media Relations Manager:
Justin Sheinis

FIELD STAFF

Manager: Andrew Graham
Hitting Coach: Scott Dwyer
Pitching Coach: Jorge Cordova

Trainer: T.J. Obergefell
Str. & Cond.: Eric McGinnis

VISITING CLUB HOTEL

Holiday Inn Norwich
10 Laura Blvd.
Norwich, CT 06360
Contact: Katie Weber
Phone: 860-889-5201

UMPIRE HOTEL

Courtyard Marriott Norwich
181 West Town Street
Norwich, CT 06360
Contact: Kristi Herr
Phone: 860-886-2600

LOCAL MEDIA

Radio: WICH 1310 AM (Flagship)
Newspapers: Norwich Bulletin, The Day (New London),
Hartford Courant

Television: WFSB-Channel 3, WTIC-FOX 61, WTNH-Channel 8, WVIT-NBC 30

President:
E. Miles Prentice



General Manager:
Andrew Weber



CONNECTICUT TIGERS 2011 SCHEDULE (Dates in blue indicate home games)

Sunday	Monday	Tuesday	Wednesday	Thursday	Friday	Saturday
12	13	14	15	16	17	18
19	20	21	22	23	24	25
26	27	28	29	30		
Sunday	Monday	Tuesday	Wednesday	Thursday	Friday	Saturday
					1	2
3	4	5	6	7	8	9
10	11	12	13	14	15	16
17	18	19	20	21	22	23
24	25	26	27	28	29	30
31						

Sunday	Monday	Tuesday	Wednesday	Thursday	Friday	Saturday
	1	2	3	4	5	6
7	8	9	10	11	12	13
14	15	16	17	18	19	20
21	22	23	24	25	26	27
28	29	30	31			
Sunday	Monday	Tuesday	Wednesday	Thursday	Friday	Saturday
				1	2	3
4						

TICKET INFORMATION

The Yard Bar & Grill: \$20
Grandstand Seat: \$7
Premium Box Seat: \$10
Grass Berm: \$5
Reserved Seat: \$8

DETROIT TIGERS INFO

Dir, Minor League Operations:
Dan Lunetta
Phone: 313-471-2059
Fax: 313-471-2099

TIGERS FARM SYSTEM

AAA: Toledo Mud Hens
AA: Erie SeaWolves
A (Advanced): Lakeland Flying Tigers
A: West Michigan Whitecaps
A (Short-Season): Connecticut Tigers
Rookie: Gulf Coast Tigers

STADIUM INFORMATION

Name: Dodd Stadium
Capacity: 6,270
Playing Surface: Grass
Dimensions: LF 309, CF 401, RF 309
Year Opened: 1995

DIRECTIONS

From West (Hartford/Middleton Areas)-Take Route 2 East to Exit 27 (Yantic). At the end of the exit ramp, take a right. Bear right onto Route 32 North (towards Willimantic). At the third light, take a right onto New Park Avenue, which brings you into the Norwich Industrial Park. Follow the green and white Dodd Stadium signs until you see the stadium on the right.



HUDSON VALLEY RENEGADES

Years in League:

1994–Present

Mailing Address:

P.O. Box 661

Fishkill, NY 12524

Telephone: 845-838-0094

Fax: 845-838-0014

E-Mail:

info@hvrenegades.com

Website:

www.hvrenegades.com



FRONT OFFICE STAFF

President:

Jeff Goldklang

General Manager:

Eben Yager

Asst. General Mgr.:

Corey Whitted

Sales Manager:

Joe Ausanio

Dir., Business Ops:

Vicky DeFreese

Dir., Media Relations:

Rick Kubitschek

Dir., Pitch for Kids:

Rick Zolzer

Community Relations

Specialist:

Bob Outer

Dir., Community Relations:

Kaitlin Lambert

Dir. of Ticket Sales:

Kristen Huss

Dir. of Group Sales

Corrine Adams

Head Groundskeeper:

Tim Merante

Dir., Promotions:

Andy Willmert

Dir., Promotion:

Kevin McGuire

Dir., Stadium Ops./Sr.

Sales Executive:

Tom Hubmasters

Dir., New Technology:

Andy Willmert

Sales Account Executive:

Sean Kammerer

Director of Food &

Beverage:

Zach Lucas

FIELD STAFF

Manager:

Jared Sandburg

Coach:

Reinaldo Ruiz

Coach:

Manny Castillo

Pitching Coach:

Jack Giese

VISITING CLUB HOTEL

Days Inn

20 Schuyler Blvd, Fishkill, NY 12524

Phone: (845) 896-4995 - Fax: (845) 896-6631

UMPIRE HOTEL

Quality Inn

849 Route 52, Fishkill, NY 12524

Phone: (845) 897-9300 - Fax: (845) 897-9301

LOCAL MEDIA

Radio Announcer: Jacob Wilkins

Flagship Stations: WBNR 1260-AM, WLNA 1420-AM;

On-line at www.hvrenegades.com

Newspapers: Poughkeepsie Journal, Times Herald-Record

Television: YNN, Cablevision



President: Jeff Goldklang



General Manager: Eben Yager

RENEGADES 2011 SCHEDULE (Dates in blue indicate home games)

Sunday	Monday	Tuesday	Wednesday	Thursday	Friday	Saturday
12	13	14	15	16	17	18
19	20	21	22	23	24	25
26	27	28	29	30		
JUNE						
Sunday	Monday	Tuesday	Wednesday	Thursday	Friday	Saturday
1	2	3	4	5	6	7
8	9	10	11	12	13	14
15	16	17	18	19	20	21
22	23	24	25	26	27	28
29	30	31				
JULY						
Sunday	Monday	Tuesday	Wednesday	Thursday	Friday	Saturday
1	2	3	4	5	6	7
8	9	10	11	12	13	14
15	16	17	18	19	20	21
22	23	24	25	26	27	28
29	30	31				
AUGUST						
Sunday	Monday	Tuesday	Wednesday	Thursday	Friday	Saturday
1	2	3	4	5	6	7
8	9	10	11	12	13	14
15	16	17	18	19	20	21
22	23	24	25	26	27	28
29	30	31				
SEPT.						
Sunday	Monday	Tuesday	Wednesday	Thursday	Friday	Saturday
1	2	3	4	5	6	7
8	9	10	11	12	13	14
15	16	17	18	19	20	21
22	23	24	25	26	27	28
29	30	31				

TICKET INFORMATION

Premium Box: \$15

Box: \$14

Reserved: \$11

Res. Grandstand: \$8

Gen. Admission: \$6

Child/Senior (Sun.-Thur.): \$5

TAMPA BAY RAYS INFO

Dir., Minor League Ops: Mitch Lukevics

Phone: 727-825-3267

Fax: 727-825-3493

RAYS FARM SYSTEM

AAA: Durham Bulls

AA: Montgomery Biscuits

A: Charlotte Stone Crabs

A: Bowling Green Hot Rods

A (Short-Season): Hudson Valley Renegades

Rookie: Princeton Rays, GCL Rays

STADIUM INFORMATION

Name: Dutchess Stadium

Capacity: 4,494

Address: 1500 Route 9D

Dimensions: LF 325, CF 400, RF 325

Wappingers Falls, NY 12590

Year Opened: 1994

DIRECTIONS

From East: I-84 W to Rt 9D (exit 11) North one mile to Stadium.

From North, South, West: NYS Thruway to exit 17 Newburgh, To I-84 E over the Newburgh-Beacon Bridge to Rt 9D (exit 11) North one mile to Stadium.





JAMESTOWN JAMMERS

Years in League:
1975-93 (Expos)
1994-Present (Jammers)
Mailing Address:
P.O. Box 638
Jamestown, NY 14702
Telephone:
716-664-0915

Fax:
716-664-4175
E-Mail:
email@jamestownjammers.com
Website:
www.jamestownjammers.com



FRONT OFFICE STAFF

Operated by: Rich Baseball Operations

President, Rich Baseball Operations:
Jonathan Dandes
General Manager:
Matthew Drayer

Sales and Operations Manager:
John Pogorzelski
Head Groundskeeper:
Josh Waid

Concessionaire:
Robert Cross
Clubhouse Manager:
Gus Gifford

FIELD STAFF

Field Manager: David Berg
Pitching Coach: Blake McGinley
Hitting Coach: Angel Espada
Coach: Rigoberto Silverio
Trainer: Patrick Amorelli
Strength & Cond.: Kevin Cogan

VISITING CLUB HOTEL

Red Roof Inn
1980 E. Main Street
Falconer, NY 14733
Phone: 716-665-3670 • Fax: 716-664-7651
Contacts: Julia Nelson

UMPIRE HOTEL

Comfort Inn Jamestown
2800 North Main Street, Jamestown, NY 14701
Phone: 716-664-5920 • Fax: 716-664-3068
Contact: Vicki

LOCAL MEDIA

Radio: No Radio Broadcasts
Newspapers: Jamestown Post-Journal, Chautauqua Star
Internet: Jamestown will broadcast all home and select away games online



General Manager: Matt Drayer

JAMMERS 2011 SCHEDULE (Dates in blue indicate home games)

Sunday	Monday	Tuesday	Wednesday	Thursday	Friday	Saturday
12	13	14	15	16	17	18
19	20	21	22	23	24	25
26	27	28	29	30		
Sunday	Monday	Tuesday	Wednesday	Thursday	Friday	Saturday
3	4	5	6	7	8	9
10	11	12	13	14	15	16
17	18	19	20	21	22	23
24	25	26	27	28	29	30
31						

Sunday	Monday	Tuesday	Wednesday	Thursday	Friday	Saturday
	1	2	3	4	5	6
7	8	9	10	11	12	13
14	15	16	17	18	19	20
21	22	23	24	25	26	27
28	29	30	31			
Sunday	Monday	Tuesday	Wednesday	Thursday	Friday	Saturday
4						

TICKET INFORMATION

Club Level: \$7
Reserved: \$6
General Admission: \$5

FLORIDA MARLINS INFO

VP, Player Development & Scouting & Assistant General Manager:
Jim Fleming
Phone: 305-626-7400
Fax: 305-626-7433

MARLINS FARM SYSTEM

AAA: New Orleans Zephyrs
AA: Jacksonville Suns
A (Advanced): Jupiter Hammerheads
A: Greensboro Grasshoppers
A (Short-Season): Jamestown Jammers
Rookie: GCL Marlins

STADIUM INFORMATION

Name: Russell E. Diethrick, Jr. Park
Address: 485 Falconer St.
Jamestown, NY 14701
Capacity: 3,000
Dimensions: LF 325, CF 414, RF 342

DIRECTIONS

From I-90: Take Exit #59 towards Dunkirk/Fredonia; turn left on Route 60 South towards Jamestown and continue for 28.6 miles; Turn left at traffic light onto Buffalo St. and continue for 1 mile; turn left at traffic light onto Falconer Street.
From I-86/Rte 17: Take Exit #12 towards Jamestown, turn left/right on Route 60 South and continue for 0.7 miles; Turn left at traffic light onto Buffalo St. and follow directions above.



Years in League:
1996–Present
Mailing Address:
450 Aiken St.
Lowell, MA 01854
Telephone:
978-459-2255

Fax: 978-459-1674
E-Mail:
generalinfo@lowellspinners.com
Website:
www.lowellspinners.com



Principal Owner, CEO:
Drew Weber

President/General Manager:
Tim Bawmann

VP of Business Operations/Asst. GM:
Brian Lindsay

VP of Corp. Communication:
Jon Goode

VP/Corporate Controller: Priscilla Harbour	VP of Group Ticketing: Jon Healy
Dir., Stadium Operations: Dan Beaulieu	Dir., Merchandising: Jeff Cohen
Dir., Facility Management: Dan Beaulieu	Head Groundskeeper: Jeff Paolino
Dir., Ticket Operations: Justin Williams	Clubhouse Manager: Del Christman
Dir., Media Relations: Jon Boswell	

Manager:	Carlos Febles	Pitching Coach:	Paul Abbott
Hitting Coach:	Rich Gedman	Trainer:	Mauricio Elizondo

Radisson of Chelmsford
10 Independence Drive, Chelmsford, MA 01824
Phone: 978-256-0800
Fax: 978-256-0750

The Courtyard by Marriot
30 Industrial Avenue East, Lowell, MA 01852
Phone: 978-458-7575
Fax: 978-458-1302

Radio: WCAP 980 AM
Newspapers: Lowell Sun, Daily Times Chronicle, Lawrence Eagle Tribune



President/General Manager: Tim Bawmann

[illegible]

Premium Box: \$10 Box: \$9 Reserved: \$6 Standing Room Only: \$6

Dir. of Player Development:
Mike Hazen
Phone: 617-226-6000
Fax: 617-236-6695

AAA: Pawtucket Red Sox
AA: Portland Sea Dogs
A (Advanced): Salem Red Sox
A: Greenville Drive
A (Short-Season): Lowell Spinners
Rookie: GCL Red Sox


Name:	Edward A. LaLacheur Park	Dimensions:	RF 301, CF 400, LF 337
Capacity:	4,842	Year Opened:	1998

Route I-495 or Route 3 to Lowell Connector. Follow Connector to exit 5B, Thorndike Street. Follow Thorndike Street past City Hall. Take left at Father Morrisette Blvd. At first light, turn right on Cabot Street. Ballpark will be on the left.



MAHONING VALLEY SCRAPPERS

Mailing Address: 111 Eastwood Mall Blvd.
Niles, OH 44446
Telephone: 330-505-0000
Fax: 330-505-9696
E-Mail: info@mvsrappers.com
Website: www.mvsrappers.com



FRONT OFFICE STAFF

Managing General Partner: Mike Savit	Dir., Stadium Ops: Brad Hooser	Account Executive: Chris Sumner
General Manager: Jordan Taylor	Dir., Group Sales: Mark Libs	Head Groundskeeper: Matt Rollins
Asst. GM, Business Ops.: Debbie Primmer	Dir., Ticket Ops: Stephanie Fife	Clubhouse Manager: Ben Boggess
Dir., Corporate Sales: Matt Thompson	Dir., Corporate Sales: Matt Thompson	
Dir., Entertainment: Heather Sahil	Media Relation: Drew LaFollette	
	Grant Tunkel	

FIELD STAFF

Manager: David Wallace	Trainer: Matthew Beauregard
Hitting Coach: Tony Mansolino	Strength Coach: Paul Synenkyi
Pitching Coach: Greg Hibbard	

VISITING CLUB HOTEL

Days Inn and Suites
1615 E. Liberty St.
Girard, OH 44420
Phone: 330-759-9820
Contact: Mr. Dasai

UMPIRE HOTEL

Radisson Hotel of Sharon
3377 Newcastle Road
West Middlesex, Pennsylvania 16159
Phone: 724-528-2501
Contact: James Angelo

LOCAL MEDIA

Radio: WNIO 1390 AM (Radio Announcer Grant Tunkel)
Newspapers: Warren Tribune Chronicle and
Youngstown Vindicator
Television: WFMJ 21; WKBN 27; WYTV 33



League Director: Michael Savit



General Manager: Jordan Taylor

SCRAPPERS 2011 SCHEDULE (Dates in blue indicate home games)

Sunday	Monday	Tuesday	Wednesday	Thursday	Friday	Saturday	Sunday	Monday	Tuesday	Wednesday	Thursday	Friday	Saturday
12	13	14	15	16	17	18	7	8	9	10	11	12	13
19	20	21	22	23	24	25	14	15	16	17	18	19	20
26	27	28	29	30			21	22	23	24	25	26	27
3	4	5	6	7	8	9	28	29	30	31			
10	11	12	13	14	15	16							
17	18	19	20	21	22	23	4						
24	25	26	27	28	29	30							
31													

TICKET INFORMATION

Premium Box: \$11 **Box:** \$9 **General Admission:** \$5

CLEVELAND INDIANS INFO

Dir. of Player Development:
Ross Atkins
Phone: 216-420-4301
Fax: 216-420-4321
E-mail: ratkins@indians.com

INDIANS FARM SYSTEM

AAA: Columbus Clippers
AA: Akron Aeros
A (Advanced): Kinston Indians
A: Lake County Captains
A (Short-Season): Mahoning Valley Scrappers
Rookie: AZL Indians

STADIUM INFORMATION

Name: Eastwood Field **Dimensions:** LF 335, CF 405, RF 335
Capacity: 6,000 **Year Opened:** 1999

DIRECTIONS

From East or West: Take I-80 to Rt. 11 North. Exit onto Rt. 82 West, then onto Rt. 46 South. The Mall & Field are one mile down on the right.
From North or South: Take Rt. 11. Exit onto Rt. 82 West then onto Rt. 46 South. The Mall & Field are one mile down on the right.



STATEN ISLAND YANKEES

Years in League:

1999–Present

Mailing Address:

75 Richmond Terrace
Staten Island, NY 10301

Telephone: 718-720-9265

Fax: 718-273-5763

E-Mail: tickets@siyanks.com

Website: www.siyanks.com



FRONT OFFICE STAFF

President:

Joe Ricciutti

Exec. VP/General Manager:

Jane Rogers

Dir., Corp Partnerships:

Kevin Breen

Dir., Sponsor Services:

Heidi Silber

Dir., Ticket Operations:

Matt Gulino

Dir., Entertainment:

Michael d'Amboise

Asst. General Manager:

John McCutchan

VP, Ticket Sales:

Jason Cohen

Manager of Sponsorship Services:

Tak Mihara

Finance Manager:

Tom Phillips

Dir., Ticket Operations:

Matt Gulino

Mgr., Sr. Corp. Marketing:

Domenick Loccisano

Group Sales Coordinators:

John DeLuca

Evan Doyle

Mike Kitlas

LeAnn Lacavelle

Tina Sammarco

Customer Account Manager:

Tom Conway

Stephanie DiMuro

FIELD STAFF

Manager:

Tom Slater

Hitting Coach:

John "Ty" Hawkins

Pitching Coach:

Danny Borrell

Coach:

Danilo Valiente

VISITING CLUB HOTEL

Comfort Inn
310 Wild Avenue,
Staten Island, NY 10305
Phone: 718-370-8555

UMPIRE HOTEL

Comfort Inn
310 Wild Avenue,
Staten Island, NY 10305
Phone: 718-370-8555

LOCAL MEDIA

Newspapers: Staten Island Advance, New York Daily News,
New York Times, New York Post

Radio: 1050 ESPN Radio, WFAN, 1010 WINS, WFUV, WSIA

Television: SI76, CBS 2, ABC 7, NBC 4, FOX 5, CW 11

President: Joe Ricciutti



General Manager: Jane Rogers



YANKEES 2011 SCHEDULE (Dates in blue indicate home games)

	Sunday	Monday	Tuesday	Wednesday	Thursday	Friday	Saturday
JUNE	12	13	14	15	16	17 Yankees 7:00	18 Yankees 7:00
	19 Yankees 4:00	20 Yankees 7:00	21 Yankees 7:00	22 Yankees 7:00	23 Yankees 7:00	24 Yankees 7:00	25 Yankees 7:00
	26 Yankees 4:00	27 Yankees 7:00	28 Yankees 7:00	29 Yankees 7:00	30 Yankees 7:00		
JULY						1 Yankees 7:00	2 Yankees 7:00
	3 Yankees 7:00	4 Yankees 7:00	5 Yankees 7:00	6 Tigers 7:00	7 Tigers 7:00	8 Tigers 7:00	9 Tigers 7:00
	10 Yankees 7:00	11 Yankees 7:00	12 OFF	13 Yankees 7:00	14 Yankees 11:00A	15 Yankees 7:00	16 Yankees 7:00
	17 Yankees 4:00	18 Yankees 12:00	19 OFF	20 Yankees 7:00	21 Yankees 7:00	22 Yankees 7:00	23 Yankees 7:00
AUGUST							
	7 Yankees 4:00	8 Yankees 7:00	9 Yankees 7:00	10 Yankees 7:00	11 Yankees 7:00	12 Yankees 7:00	13 Yankees 7:00
	14 Yankees 4:00	15 ALL STAR FAN FEST	16 Yankees 7:00	17 Tigers 7:00	18 Tigers 7:00	19 Tigers 7:00	20 Yankees 7:00
	21 Yankees 4:00	22 Yankees 7:00	23 Yankees 7:00	24 Yankees 7:00	25 Yankees 7:00	26 Yankees 7:00	27 Yankees 7:00
SEPT.							

TICKET INFORMATION

Home Plate Seats: \$17

Reserved Seats: \$15

NEW YORK YANKEES INFO

Dir. of Player Development:

Mark Newman

Phone: 813-875-7569

YANKEES FARM SYSTEM

AAA: Scranton/Wilkes-Barre Yankees

AA: Trenton Thunder

A (Advanced): Tampa Yankees

A: Charleston RiverDogs

A (Short-Season): Staten Island Yankees

Rookie: GCL Yankees

STADIUM INFORMATION

Name: Richmond County Bank
Ballpark at St. George

Dimensions: LF 320, CF 390, RF 318
Year Opened: 2001

Capacity: 7,171

DIRECTIONS

From Manhattan, Brooklyn, Queens & Long Island: Take lower level on Verrazzano Bridge, stay right to toll booths. Take the Bay St. exit and follow School Rd. to Bay St. and make a left on Bay St. Follow Bay St. 2.3 miles past the Staten Island Ferry terminal and make a right turn at the parking sign right before the ballpark. Go down the ramp to the parking lot and enter the ballpark.



TRI-CITY VALLEYCATS

Years in League:

2002–Present

Mailing Address:

P.O. Box 694

Troy, NY 12181

Telephone: 518-629-2287

Fax: 518-629-2299

E-Mail: info@tcvalleycats.com

Website: www.tcvalleycats.com



FRONT OFFICE STAFF

Operated By: Tri-City ValleyCats, Inc.

Principal Owners:

Martin Barr
John Burton
William Gladstone
Rick Murphy
Alfred Roberts
Stephen Siegel

President:

William Gladstone

VP/General Manager:

Rick Murphy

Assistant GM:

Matt Callahan

Business Development Manager:

Joel Pagliaro

Stadium Operations Manager:

Keith Sweeney

Community Relations Manager:

Ryan Burke

Fan Development Manager:

Michelle Skinner

Media & Production Manager:

Chris Chenes

Food & Beverage Manager:

Gian Rafaniello

Account Executive:

Chris Dawson

Bookkeeper:

Gene Gleason

Ticket Office Manager:

Jess Kaszeta

FIELD STAFF

Manager: Stubby Clapp

Hitting Coach: Mark Bailey

Pitching Coach: Gary Ruby

Athletic Trainer: Kevin Ortega

VISITING CLUB HOTEL

Hilton Garden Inn - Troy
235 Hoosick Street
Troy, NY 12180
Phone: 518-272-1700
Fax: 518-272-1701
Contact: Bobbi DeFilippis

UMPIRES' HOTEL

Hampton Inn
10 Ulenski Drive
Albany, NY 12205
Phone: 518-438-2822
Fax: 518-438-2931
Contact: Jerry White

LOCAL MEDIA

Radio: WTMM-FM, WRCZ-FM, WFLY-FM, WGNA-FM

Newspapers: Albany Times-Union, The Troy Record, Daily Gazette

Television: WNYT-TV, WRGB-TV, WTEN-TV, WXXA-TV, YNN



League Director:
William Gladstone



General Manager: Rick Murphy



VALLEYCATS 2011 SCHEDULE (Dates in blue indicate home games)

	Sunday	Monday	Tuesday	Wednesday	Thursday	Friday	Saturday
JUNE	12	13	14	15	16	17	18
						7:00	7:00
	19	20	21	22	23	24	25
	5:00	Tigers	Tigers	Tigers	7:00	7:00	7:00
	26	27	28	29	30		
	5:00	7:00	7:00				
JULY							
	3	4	5	6	7	8	9
	10	11	12	13	14	15	16
	5:00	6:00	7:00				7:00
	17	18	19	20	21	22	23
	5:00	7:00	7:00	11:00A	Tigers	Tigers	7:00
	24	25	26	27	28	29	30
	5:00	7:00	OFF	7:00	7:00	7:00	7:00
	31						
	5:00						
AUGUST							
	7	8	9	10	11	12	13
	7:00	7:00	7:00	7:00	11:00A	7:00	7:00
	14	15	16	17	18	19	20
	5:00	FAN FEST					
	21	22	23	24	25	26	27
	5:00	7:00	7:00	7:00	7:00		
	28	29	30	31			
	5:00	7:00					
SEPT.							
	4						
	5:00						

TICKET INFORMATION

Premium Box: \$10

Reserved Box: \$8

Grandstand: \$5

HOUSTON ASTROS INFO

Dir., Player Development:

Fred Nelson

ASTROS FARM SYSTEM

AAA: Oklahoma City RedHawks

AA: Corpus Christi Hooks

A (Advanced): Lancaster JetHawks

A: Lexington Legends

A (Short-Season): Tri-City ValleyCats

Rookie: Greeneville Astros, GCL Astros

STADIUM INFORMATION

Name: Joseph L. Bruno Stadium

Address: 80 Vandenburg Ave.

Troy NY 12180

Capacity: 4,500

Dimensions: LF 325, CF 400, RF 325

Year Opened: 2002

DIRECTIONS

From east: Massachusetts Turnpike to exit B-1 (I-90), nine miles to Exit 8 (Defreestville), left off ramp to Route 4 North, five miles to campus on right.

From west: I-90 to exit 24 (I-90 East), I-90 East for six miles to I-787 North (Troy), 2.2 miles to exit for Route 378 East, over bridge to Route 4, right to Route 4 south for one mile to campus on left.



VERMONT LAKE MONSTERS

Years in League:

1994–Present

Mailing Address:

1 King Street
Ferry Dock
Burlington, VT 05401

Telephone:

802-655-4200

Fax:

802-655-5660

E-Mail:

info@vermontlakemonsters.com

Website:

www.vermontlakemonsters.com



FRONT OFFICE STAFF

Principal Owner:

Ray Peco, Jr.

Vice President:

Kyle Bostwick

General Manager:

Nate Cloutier

Asst. General Manager:

Joe Doud

Manager:

Joe Doud

Merchandise &

Accounting Manager

Kate Echo

Director of Community Relations & Promotions:

Emily McDonald

Box Office Manager:

Bryan Frey

Director of Media Communication:

Paul Stanfield

Director of Concessions:

Judd Colby

Sales Representative:

Ralph Guillette

Special Consultant:

Justin Lacche

Head Groundskeeper:

Matt Picard

Chris Blais

Clubhouse Manager:

Phil Schelzo

FIELD STAFF

Manager:

Ricky Magnante

Hitting Coach:

John Wasdin

Pitching Coach:

Casey Myers

Trainer:

Travis Tims

VISITING CLUB HOTEL

University Inn/Comfort Inn & Suites
5 Dorset Street
South Burlington, VT 05403
Phone: 802-863-5541
Contact Molly Madore

UMPIRE HOTEL

Hampton Inn
42 Lower Mountain View Drive
Colchester, VT 05446
Phone: 802-654-7646
Contact: Darcy Hogdon

LOCAL MEDIA

Radio: 101.3 ESPN FM

Newspapers: Burlington Free Press, Rutland Herald

Television: WCAX (CBS), WPTZ (NBC), WFFF (Fox)



Principal Owner: Ray Peco



General Manager: Nate Cloutier

LAKE MONSTERS 2011 SCHEDULE (Dates in blue indicate home games)

	Sunday	Monday	Tuesday	Wednesday	Thursday	Friday	Saturday
JUNE	12	13	14	15	16	17	18
	19	20	21	22	23	24	25
	26	27	28	29	30		
JULY							
	3	4	5	6	7	8	9
	10	11	12	13	14	15	16
	17	18	19	20	21	22	23
AUGUST							
	7	8	9	10	11	12	13
	14	15	16	17	18	19	20
	21	22	23	24	25	26	27
SEPT.							
	4						

TICKET INFORMATION

Reserved Seating: \$8

General Admission:

\$7 Adult, \$5 Senior (60+),
\$5 Child (under 12)

OAKLAND ATHLETICS INFO

Dir. of Player Development:

Keith Lieppman

ATHLETICS FARM SYSTEM

AAA: Sacramento River Cats

AA: Midland RockHounds

A (Advanced): Stockton Ports

A: Burlington Bees

A (Short-Season): Vermont Lake Monsters

Rookie: AZL Athletics

STADIUM INFORMATION

Name: Centennial Field

Capacity: 4,415

Dimensions: LF 330, CF 405, RF 323

Year Opened: 1922

DIRECTIONS

From I-89, take exit 14W, past Sheraton Hotel, bear right onto East Avenue. For free parking and shuttle service, take left at first light. For limited stadium parking, continue to end of East Avenue, take right at light on Colchester Avenue to ballpark entrance. Stadium parking \$3.00 per car. Additional free parking available in Trinity Campus parking lot at end of East Avenue.



WILLIAMSPORT CROSSCUTTERS

Years in League:

1999–Present

Mailing Address:

P.O. Box 3173

Williamsport, PA 17701

Telephone: 570-326-3389

Fax: 570-326-3494

E-Mail:

mail@crosscutters.com

Website:

www.crosscutters.com



FRONT OFFICE STAFF

President:

Paul Velte

Exec. Vice President:

John Schreyer

VP/General Manager:

Doug Estes

VP/Director of Marketing & Public Relations:

Gabe Sinicropi

Dir., Ticket Ops & Community Relations:

Sarah Budd

Dir., Client Services:

Pam Long

Head Groundskeeper:

Brian McLaughlin

Asst. Groundskeeper:

Tyler Ward

Director of Food and Beverage:

Bill Gehron III

Clubhouse Manager:

Tim Gehron

FIELD STAFF

Manager:

Mickey Morandini

Athletic Trainer:

Takayuki Sakurai

Hitting Coach:

Jorge Velandia

Strength Coach:

Andrew Jedlicka

Pitching Coach:

Lance Carter

VISITING CLUB HOTEL

Best Western Inn
1840 East Third St., Williamsport, PA 17701
Phone: 570-326-1981 • Fax: 570-323-9590
Contact: Nicole Iannarino

UMPIRES' HOTEL

Genetti Hotel & Suites
200 W. Fourth St., Williamsport, PA 17701
Phone: 570-326-6600
Fax: 570-323-5006

LOCAL MEDIA

Radio: WLYC 1050 (Flagship), 104.1 FM
Newspapers: Williamsport Sun-Gazette, Lockhaven Express
Television: WBRE, WYOU, WNEP



President: Paul Velte



General Manager: Doug Estes



CROSSCUTTERS 2011 SCHEDULE (Dates in blue indicate home games)

	Sunday	Monday	Tuesday	Wednesday	Thursday	Friday	Saturday		Sunday	Monday	Tuesday	Wednesday	Thursday	Friday	Saturday
JUNE	12	13	14	15	16	17	18								
						7:05	7:05								
	19	20	21	22	23	24	25								
					7:05	7:05	7:05								
JULY	26	27	28	29	30										
					7:05	7:05									
	3	4	5	6	7	8	9								
AUGUST	10	11	12	13	14	15	16								
	17	18	19	20	21	22	23								
SEPT.	24	25	26	27	28	29	30								
	1	2	3	4	5	6	7								

TICKET INFORMATION

Reserved Box: \$7.50

General Admission:

Adult: \$5.75

PHILADELPHIA PHILLIES INFO

Dir. of Player Development:

Steve Noworyta

Phone: 215-463-6000

Fax: 215-755-9324

E-mail: snoworyta@phillies.com

PHILLIES FARM SYSTEM

AAA: Lehigh Valley IronPigs

AA: Reading Phillies

A (Advanced): Clearwater Threshers

A: Lakewood Blue Claws

A (Short-Season): Williamsport Crosscutters

Rookie: Gulf Coast Phillies

STADIUM INFORMATION

Name: Bowman Field

Capacity: 4,200

Dimensions: LF 345, CF 405, RF 350

Year Opened: 1926

DIRECTIONS

From East: Follow Route 80 to Route 180 into Williamsport. Exit Route 180 at Maynard Street, turn right onto Maynard Street, then left onto W. Fourth Street.

From West: Follow Route 80 to Route 220. Follow Route 220 to Williamsport. Take Fourth Street exit. Follow Fourth Street 4-5 miles.

2010 MAJOR LEAGUE DEBUTS

DATE	PLAYER	TEAM	NYPL TEAM	YEAR
April 7	Jenrry Mejia	Mets	Brooklyn	2008
April 8	Allen Craig	Cardinals	State College	2006
April 8	John Raynor	Pirates	Jamestown	2006
April 9	Drew Butera	Twins	Brooklyn	2005
April 10	Scott Sizemore	Tigers	Oneonta	2006
April 19	Ike Davis	Mets	Brooklyn	2008
April 23	Brennan Boesch	Tigers	Oneonta	2006
April 24	Jordan Zimmerman	Nationals	Vermont	2007
May 7	Bryan Petersen	Marlins	Jamestown	2007
May 15	Casper Wells	Tigers	Oneonta	2007
May 18	Jason Donald	Indians	Batavia	2006
May 27	Jay Buente	Marlins	Jamestown	2006
May 29	Adam Ottavino	Cardinals	State College	2006
June 8	Michael Stanton	Marlins	Jamestown	2007
June 18	Felix Doubront	Red Sox	Lowell	2006-2007
June 21	Colin Curtis	Yankees	Staten Island	2006
June 22	John Sborz	Tigers	Oneonta	2005, 2007
June 22	Jason Castro	Astros	Tri-City	2008
June 24	Alex Sanabia	Marlins	Jamestown	2007
June 28	Brian Schlitter	Cubs	Williamsport	2007
July 7	Evan MacLane	Cardinals	Brooklyn	2003-2004
July 7	Robbie Weinhardt	Tigers	Connecticut	2010
July 9	Jeff Marquez	White Sox	Staten Island	2004
July 17	Erik Kratz	Pirates	Auburn	2003-2004
July 21	Brad Davis	Marlins	Jamestown	2004
July 24	Vance Worley	Phillies	Williamsport	2008
July 25	Will Rhymes	Tigers	Oneonta	2005
July 27	Josh Tomlin	Indians	Mahoning Valley	2006
July 27	Justis Morrison	Marlins	Jamestown	2006
July 28	Fernando Abad	Astros	Tri-City	2007
July 28	Domonic Brown	Phillies	Williamsport	2007
July 30	Jeff Frazier	Tigers	Oneonta	2004
July 31	Ryan Kalish	Red Sox	Lowell	2007
August 1	Jordan Brown	Indians	Jamestown	2006
August 2	Jeremy Hellickson	Rays	Hudson Valley	2006
August 7	J.P. Arencibia	Blue Jays	Auburn	2007
August 15	Steven Hill	Cardinals	Batavia	2007
August 19	Eduardo Nunez	Yankees	Staten Island	2005
August 20	Yamaico Navarro	Red Sox	Lowell	2007, 2009
September 1	Brian Bogusevic	Astros	Tri-City	2005-2006
September 1	Lucas Duda	Mets	Brooklyn	2007
September 1	Danny Espinosa	Nationals	Vermont	2008
September 2	Justin Duane	Athletics	Auburn	2003

2010 MAJOR LEAGUE DEBUTS (CONT'D)

DATE	PLAYER	TEAM	NYPL TEAM	YEAR
September 3	Scott Cousins	Marlins	Jamestown	2006
September 4	Max St. Pierre	Tigers	Oneonta	2006
September 7	Dixon Kyle	Mets	Brooklyn	2007
September 7	Brad Snyder	Cubs	Mahoning Valley	2003
September 8	Alex Presley	Pirates	Williamsport	2006
September 10	Zach Kroenke	Diamondbacks	Staten Island	2005
September 10	Brandon Snyder	Orioles	Aberdeen	2005-2006
September 13	Bobby Cramer	Athletics	Hudson Valley	2003
September 14	Jake McGee	Rays	Hudson Valley	2005
September 15	Kyle Drabek	Blue Jays	Williamsport	2008
September 15	Brett Sinkbeil	Marlins	Jamestown	2008
September 18	Daniel Descalso	Cardinals	Batavia	2007
September 19	David Hatcher	Marlins	Jamestown	2006
September 19	Osvaldo Martinez	Marlins	Jamestown	2007
September 20	Mark Hamilton	Cardinals	State College	2006
September 23	Vinnie Pestano	Indians	Mahoning Valley	2007
September 23	Sandy Rosario	Marlins	Jamestown	2009
September 26	Steven Cishek	Marlins	Jamestown	2007

COACHES AND UMPIRES DEBUTS

DATE	PLAYER	TEAM	NYPL TEAM	YEAR
April 5	Alan Porter	Umpire	NYPL	2003
May 17	Manuel Gonzalez	Umpire	NYPL	2003
June 23	Edwin Rodriguez	Marlins (Mgr)	Oneonta, Hud. Val.	1981,1999
August 2	John Tumpane	Umpire	NYPL	2003
September 24	Mike Sarbaugh	Indians (Coach)	Mahoning Valley	2004
September 29	Chris Conroy	Umpire	NYPL	2000-2001



Tampa Bay Rays Right Handed Pitcher, Jeremy Hellickson is ranked #2 in MLB.com's Top Prospects of 2011. In 2010, Hellickson went 4-0 in 4 starts with an ERA of 3.47. Hellickson played for Hudson Valley in 2006 finishing his NYPL career with an ERA of 2.43 and a 11.1 Ks/9 ratio.



Domonic Brown made his Major League Debut on July 28 with the Philadelphia Phillies. With power to all fields, speed and solid defense, this Phillies outfielder is ranked 4th among the 2011 Prospects. Brown played for Williamsport in 2007 where he earned 9 outfield assists with a .951 fielding percentage.

2010 ALL-STARS WHO PLAYED IN NYPL CLUBS

NAME	MLB TEAM	NYPL TEAM	YEAR
<u>STARTERS</u>			
Evan Longoria, AL 3B	Rays	Hudson Valley	2006
Miguel Cabrera, AL 1B	Tigers	Utica	2001-2002
Josh Hamilton, AL OF	Rangers	Hudson Valley	1999-2006
Robinson Cano, AL 2B	Yankees	Staten Island	2001-2002
Ryan Howard, NL 1B	Phillies	Batavia	2001
Hanley Ramirez, NL SS	Marlins	Lowell	2002
<u>PITCHERS</u>			
Fausto Carmona, AL RHP	Indians	Mahoning Valley	2002
Andy Pettitte, AL LHP	Yankees	Oneonta	1991
C.C. Sabathia, AL LHP	Yankees	Mahoning Valley	1999
Clay Buchholz, AL RHP	Red Sox	Lowell	2005
Chris Carpenter, NL RHP	Cardinals	St. Catharines	1999
Arthur Rhodes, NL LHP	Reds	Erie	1989
Matt Capps, NL RHP	Nationals	Williamsport	2004
Josh Johnson, NL RHP	Marlins	Jamestown	2002
<u>RESERVES</u>			
Victor Martinez, AL C	Red Sox	Mahoning Valley	1999
John Buck, AL C	Blue Jays	Auburn	1999
Ty Wigginton, AL 2B	Orioles	Pittsfield	1998
Jose Bautista, AL OF	Blue Jays	Williamsport	2001
Vernon Wells, AL OF	Blue Jays	St. Catharine's	1997
Adrian Gonzalez, NL 1B	Padres	Utica	2000
Chase Utley, NL 2B	Phillies	Batavia	2000
Michael Bourn, NL OF	Astros	Batavia	2003
Marlon Byrd, NL OF	Cubs	Batavia	1999



ALL-TIME ATTENDANCE

YEAR	TEAMS	SEASON	PLAYOFFS	YEAR	TEAMS	SEASON	PLAYOFFS
1939	6	267,212	7,593	1975	6	208,268	None
1940	6	278,514	8,212	1976	6	200,383	None
1941	8	355,112	12,613	1977	10	336,479	**
1942	8	387,548	20,016	1978	10	306,286	1,950
1943	6	370,512	12,061	1979	8	298,538	3,046
1944	8	410,312	18,200	1980	8	236,623	2,567
1945	8	358,565	31,139	1981	8	308,829	2,298
1946	8	500,599	43,833	1982	10	350,230	3,042
1947	8	483,455	43,342	1983	12	501,080	2,780
1948	8	504,637	34,250	1984	12	416,225	1,667
1949	8	602,273	35,503	1985	12	590,793	2,552
1950	8	448,012	29,246	1986	12	454,680	3,153
1951	8	410,561	25,096	1987	12	466,249	2,079
1952	8	339,764	18,194	1988	12	506,113	781
1953	8	291,325	8,973	1989	14	714,561	7,779
1954	8	375,981	13,222	1990	14	744,830	5,922
1955	8	339,030	6,982	1991	14	776,185	5,312
1956	6	161,973	11,614	1992	14	684,064	5,462
1957	7	251,603	9,731	1993	14	708,175	3,875
1958	8	250,338	8,049	1994	14	961,361	5,151
1959	8	230,981	13,161	1995	14	1,181,847	14,684
1960	6	171,652	2,599	1996	14	1,204,958	12,617
1961	8	271,098	4,994	1997	14	1,209,251	9,765
1962	6	298,749	5,676	1998	14	1,279,493	7,300
1963	6	167,639	4,182	1999	14	1,371,054	22,376
1964	6	191,594	4,605	2000	14	1,322,739	13,255
1965	6	213,769	None	2001	14	1,642,020	24,933
1966	6	186,035	1,995	2002	14	1,890,053	11,673
1967	6	115,175	None	2003	14	1,784,663	24,601
1968	8	168,339	890	2004	14	1,777,309	20,816
1969	8	190,519	None	2005	14	1,787,962	12,162
1970	8	278,650	None	2006	14	1,751,967	13,571
1971	8	269,889	None	2007	14	1,839,458	14,968
1972	8	236,086	None	2008	14	1,815,445	10,009
1973	8	281,624	None	2009	14	1,786,735	12,831
1974	6	209,857	None	2010	14	1,829,755	18,087

**Not Available

ALL-TIME REGULAR SEASON: 46,113,643

ALL-TIME PLAYOFFS: 739,035

NEW YORK-PENN LEAGUE ALL TIME TEAM
CLASS OF 2010 INDUCTEES



Curt Schilling made his first professional baseball appearance in 1986 with the Elmira Pioneers (Red Sox). In 16 games, Schilling went 7-3, walked 30 and struck out 75 in 93.2 innings pitched. Schilling had a lifetime ERA of 3.46 over 20 years in the majors. In the post season, Schilling went 11-2, was awarded the World Series Co-MVP (2001) and won 3 World Series with two different clubs (Boston and Arizona).

Dwight Gooden played in the NYPL in 1982 with the Little Falls Mets. Gooden went 5-6 with a 2.96 ERA, striking out 97 in 91.2 innings of work. While in the majors, Dwight was awarded the NL Rookie of the Year in 1984, when he averaged 11.4 Ks/9. Gooden won the NL Cy Young Award while pitching towards a Triple Crown (leader in Wins, Strikeouts and ERA) in only his second year in the majors in 1985. Gooden finished his 16 year career with 5 All-Star nominations, a lifetime ERA of 3.51, 2,293 career strikeouts.



Randy Johnson began his professional career with the Jamestown Expos in 1985. Johnson was not up to his 'Big Unit' form, going winless in 8 starts (W-L: 0-3) with a 5.93 ERA. Johnson debuted in 1988 earned 5 Cy Young Awards (4 NL, 1 AL) including 4 consecutive, a 10-time All-Star, won the World Series Co-MVP in 2001 alongside Curt Schilling. In 1990, Johnson threw a no-hitter, 14 years later he threw a perfect game. Similar to Dwight Gooden, Johnson won the pitching Triple Crown in 2002.

Andy Pettitte pitched for the Oneonta Yankees in 1991. In his 6 games, he went 2-2 with an ERA of 2.18. Pettitte entered the majors in 1995 with the Yankees. During Pettitte's career spanning between the Yankees and Astros, he struck out 2,251 batters, and finished with a 3.88 lifetime ERA. Pettitte won 5 World Series Titles all with the Yankees, and was named the 2001 ALCS MVP with a 2-0 record and 8 Ks.



Relief Pitching



Billy Wagner began his major league career as a starter for the Auburn Astros in 1993. During his time in the NYPL, he started 7 games with a record of 1-3 with 31 Ks. When Wagner entered the majors, he was converted to a relief pitcher and soon made a spot as a closer for the Houston Astros. In Wagner's 16 seasons, he earned 422 saves, ranking 5th all time. Wagner collected 7 All-Star selections, and 2 Cy Young nominations.

Jonathan Papelbon* pitched for the Lowell Spinners in 2003. In Lowell, Papelbon threw 36 Ks in 32.2 innings through 13 games. Papelbon first threw for the Red Sox in 2005 as a starter; he began relief pitching for Boston the next year. In Papelbon's first full rookie season, he collected 35 saves, finishing with an ERA of 0.92. From 2006 to 2009, Papelbon received 4-consecutive All-Star selections with Boston. In Papelbon's young career, he will have many quality years ahead of him and is a fine addition to the NYPL All-Time Team.



Catching



Jorge Posada* began his professional baseball career in 1991, catching for the Oneonta Yankees. In the NYPL, Posada batted .235 with 33 RBIs. Posada was called up to the New York Yankees in 1995, but started getting regular playing time in 1998. Posada was awarded 4 consecutive All-Star Game nominations from 2000 to 2003, then again in 2007. He earned 5 Silver Slugger Awards at catcher in those same years. In 2003, Posada tied Yogi Berra's record for most home runs in a season by a Yankee catcher with 30.

First Base

Don Mattingly hit .349 in 53 games as an outfielder with the Oneonta Yankees in 1979. That team later went on to sweep the Geneva Cubs in the playoffs. Mattingly debuted in the majors in 1982. In the 1985 season, Mattingly batted a career high .343 and won AL MVP honors with 23 of the 28 first place votes. Over his 14-years with the Yankees, Mattingly earned 6 All-Star selections ('84-'89), 9 Gold Gloves and 3 Silver Sluggers. He was named Yankee Captain from 1991-1995 and his number, 23, is retired by the Yankees.



CLASS OF 2010 INDUCTEES (CON'T)

Second Base



Pete Rose played for the Geneva Redlegs in 1960 when it was Class D minor leagues. With Geneva, Rose hit .227 in 85 games. Rose won NL Rookie of the Year in 1963 with Cincinnati Reds. Rose won the NL MVP in 1973 while batting .338, with 230 hits. Rose was also achieved 1975 World Series MVP, 17-time All-Star, All-Century Team honors, the 1976 Roberto Clemente Award and won 3 World Series, 2 as a member of the Reds and one with the Phillies. Rose finished his 24-year career as Baseball's All-Time Hit leader with 4,256, All-Time Games leader with 3,562, All-Time Singles leader with 3,215, and 10 seasons of 200 or more hits.

Third Base

Wade Boggs began his professional baseball career in 1976 with the Elmira Pioneers at the age of 18. Boggs batted .263 in 57 games with the Pioneers. His Major League debut came in 1982 at 3rd base for Boston. That year he hit .349 and finished 3rd in AL-ROY voting. In Boggs' 18-year career, he was selected to 12 consecutive All-Star Games, was awarded 2 Golden Gloves, 6 Silver Sluggers, and batted .328 in his career. As a member of the Tampa Bay Devil Rays, Boggs' 3,000th hit was a home run, the only player to ever do so. Boggs has his number, 12, retired with the Tampa Bay Rays, and is a member of the Baseball Hall Of Fame.



Shortstop



Robin Yount had his only experience in the minors as a member of the Newark Co-Pilots in 1973, where he hit .285 in 64 games. Yount debuted with the Brewers in 1974, and played 20 seasons at Shortstop and later outfield. In his career, Yount earned 2 AL-MVPs in 1982 with 27 of 28 first place votes, and again in 1989. In addition, he earned 3 All-Star selections, 3 Silver Sluggers and a Gold Glove. Yount finished his career with 3,142 hits, has his number, 19, retired by the Milwaukee Brewers, and is in the Hall Of Fame.

Outfield

Kenny Lofton began his career with the Auburn Astros in 1988. Lofton batted .232 in two seasons in the NYPL and stole 52 bases. Lofton debuted with Houston in 1991. In 1992, he finished 2nd in AL-ROY voting with Cleveland. In his 17-year career with 11 teams, Lofton stole 622 bases, hit 116 triples, and was a 6-time All-Star, and earned 4 Gold Glove Awards.




Jim Rice played with the Williamsport Red Sox in 1971, hitting .256 in 60 games with the club. Rice debuted in 1974 in left field, and in his first full year, he came in 3rd in AL-MVP voting and 2nd in AL-ROY voting. Rice played all of his 16 seasons with the Boston Red Sox. In that time, he earned the AL-MVP in 1978, 8 All-Star Selections, and 2 Silver Sluggers Awards. Rice was elected to the Baseball Hall Of Fame in 2009 and has his number, 14, retired by the Red Sox.

Bernie Williams played for the Oneonta Yankees in 1987 and batted .344 in 25 games. Williams debuted for the New York Yankees in 1991, and in 16 seasons with New York, was selected for 5 consecutive All-Star Games from 1997 to 2001. Williams earned 4 consecutive Gold Glove Awards while playing center field. He won 4 World Series titles with the Yankees and is among the top-10 in doubles, hits, home runs and RBIs all-time for the team.



Manager



Buck Showalter* coached in the NYPL in 1985 and 1986 for the Oneonta Yankees. In the previous season, Oneonta finished last in the division with a record of 29-46 in 1984. Showalter took control in the 1985 season and took his club from worst to first. The Yankees finished with a 55-23 record and won the NYPL Title. In 1986, 59-18 record. In the majors, Showalter began with the 1992 New York Yankees. Later, Showalter coached the Diamondbacks, Rangers and is the current manager of the Orioles. He was awarded the AL Manager of the Year in both 1994 (Yankees) and 2004 (Rangers).

* **Active Player or Coach**

2010 MLB PLAYOFFS AND THE NYPL (AL)

NAME	POSITION	NYPL TEAM	NYPL YEAR
TEXAS RANGERS			
Dave Anderson	Coach	Jamestown	1984
Jackie Moore	Coach	Jamestown	1968-1969
Guillermo Moscoso	Pitcher	Oneonta	2005, 2007
Chris Ray	Pitcher	Aberdeen	2003, 2008
Jorge Cantu	Infield	Hudson Valley	1999
Ryan Garko	Infield	Mahoning Valley	2003
Michael Young	Infield	St. Catharines	1997
David Murphy	Outfield	Lowell	2003
Josh Hamilton	Outfield	Hudson Valley	1999, 2006
NEW YORK YANKEES			
Rob Thomson	Coach	Oneonta	1995
Dave Eiland	Coach	Oneonta/Staten Island	1987/2004
A.J. Burnett	Pitcher	Pittsfield	1997
Mark Melancon	Pitcher	Staten Island	2006
Andy Pettitte	Pitcher	Oneonta	1991
C.C. Sabathia	Pitcher	Mahoning Valley	1999
Kerry Wood	Pitcher	Williamsport	1995
Jonathan Albaladejo	Pitcher	Staten Island	2008
Jorge Posada	Catcher	Oneonta	1991
Francisco Cervelli	Catcher	Staten Island	2006
Robinson Cano	Infield	Staten Island	2001-2002
Eduardo Nunez	Infield	Staten Island	2005
Randy Winn	Outfield	Elmira	1995
Colin Curtis	Outfield	Staten Island	2006
Curtis Granderson	Outfield	Oneonta	2002
Brett Gardner	Outfield	Staten Island	2005
TAMPA BAY RAYS			
Jim Hickey	Coach	Niagara Falls	1983
Dave Martinez	Coach	Geneva	1983
Dereck Shelton	Coach	Oneonta/Staten Island	1992/2002
Don Zimmer	Coach	Hornell	1950
Randy Choate	Pitcher	Oneonta	1997
Lance Cormier	Pitcher	Hudson Valley	2002
Wade Davis	Pitcher	Hudson Valley	2005
Jeremy Hellickson	Pitcher	Hudson Valley	2006
James Shields	Pitcher	Hudson Valley	2001
Andy Sonnanstine	Pitcher	Hudson Valley	2004
Dan Wheeler	Pitcher	Hudson Valley	1997
John Jaso	Catcher	Hudson Valley	2003-2004
Evan Longoria	Infield	Hudson Valley	2006
Matt Joyce	Outfield	Oneonta	2005
Gabe Kapler	Outfield	Jamestown/Lowell	1995/'03-'05
Ben Zobrist	Utility	Tri-City	2004
MINNESOTA TWINS			
Rich Stelmazek	Coach	Geneva	1968
Rich Anderson	Coach	Oneonta/Little Falls	1973/1978
Randy Flores	Pitcher	Oneonta	1997
Drew Butera	Catcher	Brooklyn	2005
Nick Punto	Infield	Batavia	1998

2010 MLB PLAYOFFS AND THE NYPL (NL)

NAME	POSITION	NYPL TEAM	NYPL YEAR
SAN FRANCISCO GIANTS			
Mark Gardner	Coach	Jamestown	1985
Bill Hayes	Coach	Geneva	1988-1990
Roberto Kelly	Coach	Oneonta	1983
Willie Upshaw	Coach	Oneonta	1975
Denny Bautista	Pitcher	Utica	2000 2001
Chris Ray	Pitcher	Aberdeen	2003
Eli Whitterside	Catcher	Aberdeen	2003
Freddy Sanchez	Infield	Lowell	2000
Andres Torres	Outfield	Jamestown	1998
Jose Guillen	Outfield	Erie	1995
Eugenio Valez	Outfield	Auburn	2003-2004
PHILADELPHIA PHILLIES			
Sam Perlozzo	Coach	Little Falls	1982
Jose Contreras	Pitcher	Staten Island	2002
Chad Durbin	Pitcher	Mahoning Valley	2003
Andy Carpenter	Pitcher	Batavia	2006
J.A. Happ	Pitcher	Batavia	2004
Roy Oswalt	Pitcher	Auburn	1997-1998
Kyle Kendrick	Pitcher	Batavia	2004-2005
Nate Robertson	Pitcher	Utica	1999
Ryan Madson	Pitcher	Batavia	1999
Scott Mathieson	Pitcher	Batavia	2003
Vance Worley	Pitcher	Williamsport	2008
Mike Zagurski	Pitcher	Batavia	2005
Paul Hoover	Catcher	Hudson Valley	1998
Ross Gload	Infield	Utica	1997
Wilson Valdez	Infield	Vermont	1999-2000
Chase Utley	Infield	Batavia	2000
Ryan Howard	Infield	Batavia	2001
Ben Francisco	Outfield	Mahoning Valley	2002
Domonic Brown	Outfield	Williamsport	2007
ATLANTA BRAVES			
Chino Cadahia	Coach	Auburn	1977
Michael Dunn	Pitcher	Staten Island	2006
Jair Jurriens	Pitcher	Oneonta	2004
Cristhian Martinez	Pitcher	Oneonta	2004, 2006
Chris Resop	Pitcher	Utica	2001
Billy Wagner	Pitcher	Auburn	1992
Brooks Conrad	Infield	Pittsfield	2001
Eric Hinske	Infield	Williamsport	1998
Melky Cabrera	Outfield	Staten Island	2003
Matt Diaz	Outfield	Hudson Valley	1999
CINCINNATI REDS			
Billy Hatcher	Coach	Geneva	1981
Juan Lopez	Coach	Batavia	1983
Francisco Cordero	Pitcher	Jamestown	1995-1996
Matt Maloney	Pitcher	Batavia	2005
Arthur Rhodes	Pitcher	Erie	1989
Ramon Hernandez	Catcher	Aberdeen	2007
Orlando Cabrera	Infield	Vermont	1995
Drew Sutton	Infield	Tri-City	2004

STANDINGS (1939–PRESENT)

1939	W	L	Pct.	1945	W	L	Pct.
Olean	65	38	.631	Batavia	84	40	.677
Hamilton	61	44	.581	Jamestown	75	51	.595
Bradford	59	43	.578	Lockport	73	52	.584
Batavia	48	54	.471	Bradford	70	55	.560
Niagara Falls	44	59	.427	Wellsville	57	68	.456
Jamestown	32	71	.311	Hornell	55	71	.437
				Erie	46	77	.374
				Olean	40	86	.317
1940	W	L	Pct.	1946	W	L	Pct.
Olean	65	39	.625	Jamestown*	84	41	.672
Batavia	58	48	.547	Batavia*	84	41	.672
London	48	54	.471	Olean	69	56	.552
Hamilton	47	53	.470	Bradford	58	66	.468
Niagara-Jamestown	48	55	.466	Hamilton	53	73	.421
Bradford	44	61	.419	Wellsville	52	72	.419
				Lockport	51	73	.411
1941	W	L	Pct.	Hornell	48	77	.384
Jamestown	68	42	.618	*Co-champions			
Bradford	60	50	.549				
Batavia	54	54	.500				
Hamilton	50	57	.467				
Olean	48	81	.440				
London	47	63	.431				
				1947	W	L	Pct.
1942	W	L	Pct.	Jamestown	87	39	.690
Jamestown	84	41	.672	Bradford	69	55	.557
Olean	82	42	.661	Olean	66	58	.532
Batavia	72	53	.576	Wellsville	64	59	.520
Hornell	65	60	.520	Lockport	61	62	.496
Wellsville	65	60	.520	Batavia	60	63	.488
Bradford	56	68	.452	Hamilton	49	76	.392
Lockport	39	85	.315	Hornell	40	84	.323
Hamilton	36	90	.286				
				1948	W	L	Pct.
1943	W	L	Pct.	Lockport	76	50	.603
Lockport	65	45	.591	Jamestown	74	52	.587
Hornell	60	50	.545	Hamilton	73	52	.584
Wellsville	58	51	.532	Bradford	66	61	.520
Jamestown	43	56	.491	Batavia	65	62	.512
Batavia	49	61	.445	Wellsville	60	64	.484
Olean	42	66	.394	Olean	60	66	.476
				Hornell	29	96	.232
1944	W	L	Pct.				
Lockport	76	49	.608	1949	W	L	Pct.
Jamestown	70	54	.565	Bradford	80	46	.635
Batavia	70	55	.560	Jamestown	78	48	.619
Hornell	62	61	.504	Hamilton	75	50	.600
Erie	61	63	.492	Batavia	66	60	.524
Olean	57	66	.463	Hornell	62	64	.492
Wellsville	51	73	.411	Lockport	58	68	.460
Bradford	48	74	.393	Wellsville	45	81	.357
				Olean	39	86	.312

STANDINGS (CONT'D)

1950	W	L	Pct.	1955	W	L	Pct.
Hornell	81	43	.653	Hamilton	82	43	.656
Olean	71	54	.568	Bradford	74	51	.592
Hamilton	68	57	.544	Corning	69	57	.548
Bradford	63	62	.504	Wellsville	68	58	.540
Batavia	61	64	.488	Erie	66	60	.524
Jamestown	60	64	.484	Hornell	50	76	.397
Wellsville	50	75	.400	Jamestown	48	78	.381
Lockport	45	80	.360	Olean	46	80	.365
1951	W	L	Pct.	1956	W	L	Pct.
Olean*	79	48	.622	Wellsville	74	46	.617
Jamestown*	78	49	.614	Corning	68	55	.553
Hornell	71	55	.564	Olean	65	58	.528
Hamilton	66	60	.524	Hornell	57	58	.497
Bradford	64	62	.508	Jamestown	52	62	.456
Wellsville	53	73	.421	Erie	45	74	.378
Batavia	49	77	.389	Hamilton*	6	8	.429
Corning	45	81	.357	Bradford*	3	9	.250
*Olean won single game post-season playoff for pennant.				*Withdrew from League May 18			
1952	W	L	Pct.	1957	W	L	Pct.
Hamilton	83	43	.659	Wellsville	74	43	.632
Jamestown	81	45	.643	Erie	70	47	.598
Olean	70	55	.560	Corning	65	52	.556
Hornell	69	56	.552	Batavia	58	59	.496
Batavia	57	68	.456	Olean	52	65	.444
Corning	53	71	.427	Elmira	51	66	.436
Bradford	51	73	.411	Hornell	38	59	.392
Wellsville	36	89	.288	Jamestown*	28	35	.444
				Bradford**	5	15	.250
				*Jamestown folded June 25th			
				**Bradford folded May 23; replaced by Hornell			
				May 28			
1953	W	L	Pct.	1958	W	L	Pct.
Jamestown	88	37	.704	Wellsville	70	56	.556
Hornell	70	56	.556	Geneva	69	57	.548
Hamilton	69	57	.548	Olean	67	57	.540
Bradford	66	60	.524	Auburn	67	58	.536
Olean	63	61	.508	Corning	64	61	.512
Wellsville	59	67	.468	Batavia	60	65	.480
Batavia	46	78	.371	Erie	53	72	.424
Corning	40	85	.320	Elmira	50	74	.403
1954	W	L	Pct.	1959	W	L	Pct.
Jamestown	78	48	.619	Wellsville	80	46	.635
Corning	77	47	.621	Geneva	72	52	.581
Wellsville	69	53	.552	Elmira	67	57	.540
Hornell	65	60	.520	Corning	63	62	.504
Bradford	61	65	.484	Auburn	58	67	.464
Hamilton	61	65	.484	Olean	57	69	.452
Olean	46	80	.365	Batavia	54	71	.432
Erie	45	81	.357	Erie	49	76	.392

STANDINGS (CONT'D)

1960	W	L	Pct.	1966	W	L	Pct.
Erie	83	46	.643	Auburn	80	49	.620
Wellsville	69	60	.535	Jamestown	70	55	.560
Auburn	65	63	.508	Binghamton	67	58	.536
Corning	60	69	.465	Oneonta	65	59	.524
Elmira	56	74	.431	Batavia	58	63	.479
Geneva	54	75	.419	Geneva	34	90	.274
1961	W	L	Pct.	1967 – 1st SHORT-SEASON			
Geneva	77	48	.616	1967	W	L	Pct.
Erie	68	57	.544	Auburn	52	26	.667
Batavia	65	59	.524	Batavia	41	36	.532
Olean	64	61	.512	Oneonta	40	39	.506
Elmira	61	63	.492	Jamestown	39	41	.488
Jamestown	58	68	.460	Geneva	37	42	.468
Wellsville	55	71	.437	Erie	26	51	.338
Auburn	52	73	.416				
1962	W	L	Pct.	1961	W	L	Pct.
Jamestown	69	50	.580	Auburn	49	27	.645
Erie	68	51	.571	Oneonta	43	34	.558
Auburn	62	57	.521	Williamsport	40	35	.553
Olean	62	57	.521	Newark	38	36	.514
Batavia	51	67	.432	Batavia	37	38	.493
Geneva	44	74	.373	Geneva	37	39	.487
				Jamestown	31	44	.413
				Corning	27	49	.355
1963	W	L	Pct.	1969	W	L	Pct.
Auburn	76	54	.585	Oneonta	51	26	.662
Wellsville	73	57	.562	Batavia	42	33	.560
Batavia	63	67	.485	Newark	42	34	.553
Jamesville	62	68	.477	Williamsport	39	36	.520
Geneva	59	71	.454	Corning	35	42	.455
Erie	57	73	.438	Jamestown	33	41	.446
				Auburn	31	42	.425
				Geneva	27	46	.370
1964	W	L	Pct.	1970	W	L	Pct.
Auburn	79	48	.622	Auburn	43	26	.623
Geneva	79	51	.608	Oneonta	41	28	.594
Wellsville	70	60	.538	Batavia	37	32	.536
Jamestown	68	60	.531	Newark	36	33	.522
Binghamton	58	71	.450	Geneva	33	35	.485
Batavia	33	97	.245	Jamestown	30	40	.429
				Niagara Falls	28	40	.412
				Williamsport	28	42	.400
1965	W	L	Pct.				
Binghamton	81	45	.643				
Auburn	73	55	.570				
Geneva	65	61	.516				
Wellsville	62	64	.492				
Batavia	47	75	.385				
Jamestown	47	75	.385				

STANDINGS (CONT'D)

1971	W	L	Pct.	1977	W	L	Pct.
Oneonta	45	23	.662	Eastern Division			
Auburn	42	28	.600	Oneonta	47	23	.671
Niagara Falls	37	33	.529	Utica	43	28	.606
Newark	35	35	.500	Elmira	33	36	.478
Geneva	34	36	.486	Little Falls	32	39	.451
Williamsport	30	39	.435	Auburn	17	53	.243
Batavia	30	40	.429	Western Division			
Jamestown	25	44	.362	Batavia	42	28	.600
				Newark	43	29	.597
				Jamestown	35	32	.522
				Geneva	31	40	.437
				Niagara Falls	27	42	.391
1972	W	L	Pct.				
Niagara Falls	48	22	.686	1978	W	L	Pct.
Oneonta	45	25	.643	Wrigley Division			
Jamestown	42	28	.600	Geneva	51	20	.718
Auburn	39	30	.565	Jamestown	44	28	.611
Geneva	30	40	.429	Batavia	34	38	.472
Batavia	29	40	.420	Niagara Falls	30	40	.429
Newark	23	46	.333	Newark	26	46	.361
Williamsport	22	47	.319	Yawkey Division			
				Oneonta	51	19	.729
				Utica	37	34	.521
				Auburn	32	40	.444
				Little Falls	29	42	.408
				Elmira	21	48	.304
1973	W	L	Pct.				
Auburn	46	23	.667	1979	W	L	Pct.
Oneonta	44	26	.629	Yawkey Division			
Jamestown	41	28	.594	Oneonta	42	26	.618
Geneva	39	29	.574	Elmira	34	35	.493
Batavia	33	36	.478	Little Falls	31	39	.443
Elmira	32	37	.464	Utica	24	41	.379
Niagara Falls	27	43	.386	Auburn	22	45	.328
Newark	15	55	.214	Wrigley Division			
				Geneva	50	19	.725
				Jamestown	43	27	.614
				Batavia	37	34	.521
				Newark	32	39	.451
				Niagara Falls	30	41	.423
1974	W	L	Pct.				
Oneonta	53	16	.768	1980	W	L	Pct.
Auburn	34	32	.515	Eastern Division			
Elmira	34	35	.493	Oneonta	49	25	.662
Niagara Falls	33	36	.478	Little Falls	40	33	.548
Newark	30	36	.455	Elmira	39	35	.527
Batavia	20	49	.290	Utica	27	44	.380
				Western Division			
				Geneva	48	26	.649
				Batavia	31	42	.425
				Jamestown	29	42	.408
				Auburn	29	45	.392
1975	W	L	Pct.				
Newark	47	20	.701				
Elmira	38	30	.559				
Oneonta	35	34	.507				
Auburn	31	37	.456				
Niagara Falls	29	40	.420				
Batavia	24	43	.358				
1976	W	L	Pct.				
Elmira	50	20	.714				
Newark	46	24	.657				
Niagara Falls	35	34	.507				
Batavia	30	40	.429				
Auburn	24	45	.348				
Oneonta	24	46	.343				

STANDINGS (CONT'D)

1981	W	L	Pct.	1984	W	L	Pct.
Eastern Division				Eastern Division			
Oneonta	48	25	.658	Little Falls	44	31	.587
Utica	39	31	.557	Watertown	38	35	.527
Little Falls	31	39	.443	Auburn	38	38	.500
Elmira	25	48	.342	Elmira	35	38	.479
				Utica	31	44	.413
Western Division				Oneonta	29	45	.392
Jamestown	48	26	.649	Western Division			
Erie	44	30	.595	Newark	46	28	.622
Geneva	41	34	.547	Erie	43	31	.581
Batavia	16	59	.213	Batavia	41	35	.539
				Geneva	38	36	.514
1982	W	L	Pct.	Niagara Falls	35	40	.467
Eastern Division				Jamestown	28	46	.378
Oneonta	43	33	.566				
Utica	41	34	.547	1985	W	L	Pct.
Little Falls	38	38	.500	Northern Division			
Auburn	35	39	.473	Oneonta	55	23	.705
Elmira	34	40	.459	Utica	35	41	.461
				Little Falls	34	41	.453
Western Division				Watertown	22	54	.289
Niagara Falls	42	34	.533	Central Division			
Jamestown	36	38	.486	Auburn	47	31	.603
Geneva	36	39	.480	Geneva	45	33	.577
Erie	35	38	.479	Newark	41	36	.532
Batavia	33	40	.452	Elmira	28	49	.364
1983	W	L	Pct.	Southern Division			
Eastern Division				Jamestown	45	33	.577
Utica	48	26	.649	Erie	44	34	.564
Little Falls	48	27	.640	Niagara Falls	34	43	.442
Auburn	43	31	.581	Batavia	33	45	.423
Elmira	38	36	.514				
Oneonta	32	44	.421	1986	W	L	Pct.
Watertown	21	55	.276	Yawkey Division			
Western Division				Oneonta	59	18	.766
Newark	48	26	.649	Little Falls	36	40	.474
Jamestown	38	36	.514	Watertown	30	48	.385
Erie	37	38	.493	Utica	26	52	.333
Geneva	33	40	.452				
Batavia	32	43	.427	McNamara Division			
Niagara Falls	29	45	.392	Auburn	44	32	.579
				Newark	41	37	.526
				Elmira	39	36	.520
				Geneva	40	38	.513
				Wrigley Division			
				St. Catharines	48	28	.632
				Erie	37	40	.481
				Batavia	30	45	.400
				Jamestown	30	46	.395

STANDINGS (CONT'D)

1987	W	L	Pct.	1990	W	L	Pct.
Eastern Division				McNamara Division (Eastern)			
Watertown	44	32	.579	Oneonta	52	26	.667
Oneonta	41	34	.547	Watertown	43	34	.558
Auburn	39	36	.520	Pittsfield	43	34	.558
Little Falls	38	36	.514	Utica	31	47	.397
Utica	31	43	.419	McNamara Division (Western)			
Elmira	26	50	.342	Geneva	51	26	.662
Western Division				Batavia	41	35	.539
Geneva	48	28	.632	Elmira	32	45	.416
Jamestown	44	33	.571	Auburn	31	46	.403
Newark	42	32	.568	Stedler Division			
St. Catharines	41	36	.532	Erie	44	33	.571
Erie	36	39	.480	Jamestown	41	36	.532
Batavia	23	54	.299	Welland	36	42	.462
				Niagara Falls	35	42	.455
1988	W	L	Pct.	Hamilton	30	46	.395
Eastern Division				St. Catharines	29	47	.382
Oneonta	48	28	.632				
Utica	47	29	.618	1988	W	L	Pct.
Auburn	42	33	.560	McNamara Division (Eastern)			
Little Falls	39	36	.520	Pittsfield	51	26	.662
Watertown	35	39	.473	Oneonta	42	35	.545
Elmira	28	48	.368	Utica	39	37	.513
Western Division				Watertown	27	50	.351
Jamestown	47	29	.618	McNamara Division (Western)			
Erie	46	31	.597	Elmira	47	30	.610
Hamilton	36	39	.480	Auburn	38	39	.494
Batavia	31	44	.413	Batavia	38	40	.487
St. Catharines	27	46	.370	Geneva	35	43	.449
Geneva	27	51	.346	Stedler Division			
				Jamestown	51	27	.654
1989	W	L	Pct.	Erie	37	41	.474
Eastern Division				Niagara Falls	36	42	.462
Pittsfield	53	23	.697	Hamilton	35	42	.455
Oneonta	48	27	.640	St. Catharines	35	42	.455
Watertown	47	30	.610	Welland	30	47	.390
Utica	39	39	.500				
Geneva	36	39	.480	1992	W	L	Pct.
Auburn	35	42	.455	McNamara Division			
Elmira	30	46	.395	Utica	42	32	.568
Western Division				Pittsfield	37	37	.500
Jamestown	44	32	.579	Oneonta	37	38	.493
Niagara Falls	43	33	.566	Watertown	37	39	.487
Batavia	37	39	.487	Pinckney Division			
Welland	32	44	.421	Geneva	41	34	.547
Hamilton	32	44	.421	Batavia	36	34	.514
St. Catharines	31	45	.408	Auburn	32	41	.438
Erie	25	49	.338	Elmira	31	44	.413
				Stedler Division			
				Hamilton	56	20	.737
				Erie	40	37	.519
				Niagara Falls	39	39	.500
				Jamestown	34	43	.442
				St. Catharines	33	42	.440
				Welland	31	46	.403

STANDINGS (CONT'D)

1993	W	L	Pct.	1996	W	L	Pct.
McNamara Division				McNamara Division			
Pittsfield	40	35	.533	Vermont	48	26	.649
Utica	38	38	.500	Pittsfield	46	29	.613
Glens Falls	37	40	.481	Lowell	33	41	.446
Oneonta	36	40	.474	Hudson Valley	32	44	.421
Pinckney Division				New Jersey	28	47	.373
Watertown	46	32	.590	Pinckney Division			
Geneva	43	34	.558	Watertown	45	30	.600
Elmira	31	44	.413	Williamsport	43	32	.573
Auburn	30	46	.395	Auburn	37	39	.487
Stedler Division				Oneonta	31	45	.408
St Catharines	49	29	.628	Utica	29	47	.382
Niagara Falls	47	31	.603	Stedler Division			
Batavia	38	39	.494	St Catharines	44	32	.579
Erie	36	41	.468	Batavia	42	33	.560
Welland	35	42	.455	Jamestown	39	36	.520
Jamestown	31	46	.403	Erie	30	46	.395

1994	W	L	Pct.	1997	W	L	Pct.
McNamara Division				McNamara Division			
New Jersey	43	32	.573	Pittsfield	42	32	.568
Vermont	42	33	.560	Lowell	38	38	.500
Hudson Valley	37	37	.500	New Jersey	35	39	.473
Pittsfield	37	38	.493	Hudson Valley	35	40	.467
Pinckney Division				Vermont	35	41	.461
Watertown	48	26	.649	Pinckney Division			
Auburn	45	31	.592	Oneonta	49	25	.662
Utica	35	37	.486	Watertown	39	36	.520
Elmira	30	43	.411	Utica	36	38	.486
Oneonta	30	45	.400	Williamsport	29	46	.387
Williamsport	26	49	.347	Auburn	29	47	.382
Stedler Division				Stedler Division			
Jamestown	42	32	.568	Erie	50	26	.658
Batavia	40	34	.541	Batavia	47	27	.635
St Catharines	35	39	.473	St. Catharines	35	40	.467
Welland	30	44	.405	Jamestown	25	49	.338

1995	W	L	Pct.	1998	W	L	Pct.
McNamara Division				McNamara Division			
Vermont	49	27	.645	Hudson Valley	50	26	.658
Hudson Valley	47	27	.635	Vermont	36	40	.474
New Jersey	35	41	.461	Pittsfield	35	41	.461
Pittsfield	34	42	.447	New Jersey	34	41	.453
Pinckney Division				Lowell	32	44	.421
Watertown	46	27	.630	Pinckney Division			
Auburn	40	34	.541	Oneonta	45	31	.592
Williamsport	37	39	.487	Auburn	43	32	.573
Oneonta	34	41	.453	Watertown	42	34	.553
Utica	33	40	.452	Williamsport	39	36	.520
Elmira	25	41	.329	Utica	35	41	.461
Stedler Division				Stedler Division			
Batavia	41	34	.547	Batavia	43	33	.566
St Catharines	38	37	.507	St. Catharines	38	38	.500
Erie	34	41	.453	Jamestown	32	43	.427
Jamestown	32	44	.421	Erie	26	50	.342

STANDINGS (CONT'D)

1999	W	L	Pct.	2002	W	L	Pct.
McNamara Division				McNamara Division			
Utica	42	33	.560	Staten Island	48	26	.649
Hudson Valley	42	34	.553	Williamsport	48	28	.632
Oneonta	41	34	.547	New Jersey	39	37	.513
Pittsfield	41	35	.539	Brooklyn	38	38	.500
Staten Island	39	35	.527	Aberdeen	31	45	.408
Lowell	34	42	.447	Hudson Valley	26	49	.347
Vermont	33	43	.434	Pinckney Division			
New Jersey	30	46	.395	Auburn	47	29	.618
Pinckney Division				Mahoning Valley	46	30	.605
Mahoning Valley	43	33	.566	Batavia	34	42	.447
Batavia	42	34	.553	Jamestown	32	42	.432
Auburn	39	37	.513	Stedler Division			
Jamestown	38	38	.500	Oneonta	47	27	.635
St. Catharines	34	42	.447	Lowell	34	41	.453
Williamsport	32	44	.421	Vermont	30	45	.400
				Tri-City	27	48	.360

2000	W	L	Pct.	2003	W	L	Pct.
McNamara Division				McNamara Division			
Staten Island	46	28	.622	Brooklyn	47	28	.627
Queens	46	29	.613	Williamsport	46	30	.605
Vermont	45	30	.600	Aberdeen	38	38	.500
Lowell	41	34	.547	Hudson Valley	37	37	.500
Pittsfield	38	37	.507	New Jersey	31	42	.425
New Jersey	31	45	.408	Staten Island	29	43	.403
Hudson Valley	23	52	.307	Pinckney Division			
Pinckney Division				Auburn	56	18	.757
Mahoning Valley	48	28	.632	Mahoning Valley	38	36	.514
Batavia	39	37	.513	Batavia	30	45	.400
Jamestown	37	38	.493	Jamestown	22	51	.301
Utica	35	40	.467	Stedler Division			
Oneonta	35	41	.461	Oneonta	45	30	.600
Auburn	32	42	.432	Tri-City	44	32	.579
Williamsport	29	44	.397	Lowell	39	35	.527
				Vermont	19	56	.253

2001	W	L	Pct.	2004	W	L	Pct.
McNamara Division				McNamara Division			
Williamsport	48	26	.649	Brooklyn	43	31	.581
Jamestown	39	36	.520	New Jersey	41	34	.547
Oneonta	37	37	.500	Hudson Valley	39	33	.542
Batavia	37	39	.487	Aberdeen	35	40	.467
Auburn	32	42	.432	Williamsport	34	40	.459
Utica	27	47	.365	Staten Island	28	44	.389
Mahoning Valley	26	49	.347	Pinckney Division			
Stedler Division				Auburn	50	24	.676
Brooklyn	52	24	.684	Mahoning Valley	42	34	.553
Staten Island	48	28	.632	Jamestown	30	45	.400
Pittsfield	45	30	.600	Batavia	28	46	.378
Hudson Valley	39	37	.513	Stedler Division			
New Jersey	35	41	.461	Tri-City	50	25	.667
Lowell	33	43	.434	Vermont	34	38	.472
Vermont	28	47	.373	Oneonta	33	41	.446
				Lowell	32	44	.421

STANDINGS (CONT'D)

2005	W	L	Pct.	2008	W	L	Pct.
McNamara Division				McNamara Division			
Staten Island	52	24	.684	Staten Island	49	26	.653
Williamsport	44	32	.579	Brooklyn	45	30	.600
Brooklyn	40	36	.526	Hudson Valley	40	35	.533
New Jersey	37	39	.487	Aberdeen	36	39	.480
Hudson Valley	31	43	.419				
Aberdeen	27	48	.360	Pinckney Division			
				Batavia	46	28	.622
Pinckney Division				Jamestown	47	29	.618
Auburn	45	30	.600	Auburn	38	37	.507
Batavia	36	39	.480	Williamsport	38	37	.507
Mahoning Valley	33	43	.434	Mahoning Valley	31	44	.413
Jamestown	31	44	.413	State College	18	56	.243
Stedler Division				Stedler Division			
Oneonta	48	27	.640	Lowell	40	33	.548
Lowell	42	33	.560	Oneonta	33	41	.446
Tri-City	34	42	.447	Vermont	33	42	.440
Vermont	28	48	.368	Tri-City	28	45	.384
2006	W	L	Pct.	2009	W	L	Pct.
McNamara Division				McNamara Division			
Staten Island	45	29	.608	Staten Island	47	29	.618
Brooklyn	41	33	.554	Brooklyn	45	30	.600
Aberdeen	41	34	.547	Hudson Valley	38	37	.507
Hudson Valley	31	43	.419	Aberdeen	30	44	.405
				Pinckney Division			
Pinckney Division				Mahoning Valley	49	27	.645
Auburn	42	32	.568	Williamsport	42	34	.553
Mahoning Valley	40	36	.526	State College	38	38	.500
State College	39	36	.520	Batavia	37	39	.487
Batavia	35	38	.479	Jamestown	34	42	.447
Jamestown	33	39	.458	Auburn	26	49	.347
Williamsport	28	47	.373				
				Stedler Division			
Stedler Division				Lowell	45	30	.600
Tri-City	43	31	.581	Oneonta	35	39	.473
Oneonta	40	34	.541	Vermont	34	41	.453
Lowell	39	36	.520	Tri-City	27	48	.360
Vermont	23	52	.307				
2007	W	L	Pct.	2010	W	L	Pct.
McNamara Division				McNamara Division			
Brooklyn	49	25	.662	Brooklyn	51	24	.680
Staten Island	47	28	.627	Hudson Valley	39	36	.520
Aberdeen	34	42	.447	Aberdeen	34	40	.459
Hudson Valley	34	42	.447	Staten Island	34	40	.459
				Pinckney Division			
Pinckney Division				Batavia	45	29	.608
Auburn	47	29	.618	Jamestown	43	32	.573
Mahoning Valley	37	37	.500	Williamsport	43	33	.566
State College	36	39	.480	Auburn	35	40	.467
Williamsport	34	42	.447	State College	33	42	.440
Batavia	31	43	.419	Mahoning Valley	30	46	.395
Jamestown	28	47	.373				
				Stedler Division			
Stedler Division				Tri-City	38	36	.514
Oneonta	44	32	.579	Connecticut	38	37	.507
Lowell	40	36	.526	Vermont	36	38	.486
Vermont	38	37	.507	Lowell	24	50	.324
Tri-City	27	47	.365				

ALICE H. NADER CUP PLAYOFF WINNERS

1939	Semifinals:	Olean 3 of 4 over Bradford - Hamilton 3 of 5 over Batavia
	Finals:	Olean 4 of 6 over Hamilton
1940	Semifinals:	Olean 3 of 4 over Hamilton – Batavia 3 of 5 over London
	Finals:	Olean 4 of 6 over Batavia
1941	Semifinals:	Hamilton 3 of 5 over Jamestown – Bradford 3 over Batavia 2
	Finals:	Bradford 4 of 5 over Hamilton
1942	Semifinals:	Jamestown 3 straight over Hornell – Olean 3 straight over Batavia
	Finals:	Jamestown 4 of 6 over Olean
1943	Semifinals:	Wellsville 3 of 4 over Hornell – Jamestown 3 straight over Lockport
	Finals:	Wellsville 4 of 7 over Jamestown
1944	Semifinals:	Jamestown 3 straight over Batavia – Lockport 3 straight over Hornell
	Finals:	Jamestown 4 straight over Lockport
1945	Semifinals:	Lockport 3 of 4 over Jamestown – Batavia 3 of 4 over Bradford
	Finals:	Batavia 4 of 7 over Lockport
1946	Semifinals:	Jamestown 4 of 7 over Bradford – Batavia 4 of 7 over Olean
	Finals:	Batavia 4 of 6 over Lockport
1947	Semifinals:	Jamestown 4 of 5 over Wellsville – Olean 4 of 5 over Bradford
	Finals:	Jamestown 4 of 6 over Olean
1948	Semifinals:	Jamestown 4 of 5 over Hamilton – Lockport 4 of 6 over Bradford
	Finals:	Lockport 4 of 5 over Jamestown
1949	Semifinals:	Hamilton 4 of 5 over Jamestown – Bradford 4 of 7 over Batavia
	Finals:	Bradford 4 of 5 over Hamilton
1950	Semifinals:	Olean 4 of 6 over Hamilton – Hornell 4 straight over Bradford
	Finals:	Olean 4 of 7 over Hornell
1951	Semifinals:	Hornell 4 of 5 over Jamestown – Olean 4 of 7 over Hamilton
	Finals:	Hornell 4 of 7 over Olean
1952	Semifinals:	Jamestown 4 straight over Olean – Hornell 4 of 5 over Hamilton
	Finals:	Jamestown 4 straight over Hornell
1953	Semifinals:	Jamestown 3 -0 over Bradford – Hamilton 3-0 over Hornell
	Finals:	Jamestown 4 of 5 over Hamilton
1954	Semifinals:	Corning 3-0 over Hornell – Jamestown 3-0 over Wellsville
	Finals:	Corning 4 of 5 over Jamestown
1955	Semifinals:	Hamilton 2 of 3 over Wellsville – Corning 2 of 3 over Bradford
	Finals:	Hamilton 3 straight over Corning
1956	Semifinals:	Wellsville 2 of 3 over Hornell – Olean 2 of 3 over Corning
	Finals:	Wellsville 3 of 5 over Olean

ALICE H. NADER CUP PLAYOFF WINNERS (CONT'D)

1957	Semifinals:	Batavia 2 of 3 over Wellsville – Erie 2 of 3 over Corning
	Finals:	Erie 3 of 4 over Batavia
1958	Semifinals:	Wellsville 2 of 3 over Auburn – Geneva 2 straight over Olean
	Finals:	Geneva 3 straight over Wellsville
1959	Semifinals:	Wellsville 2 straight over Corning – Elmira 2 straight over Geneva
	Finals:	Wellsville 3 of 5 over Elmira
1960	Semifinals:	Erie 2 straight over Corning – Wellsville 2 of 3 over Auburn
	Finals:	Wellsville led Erie 2-1 in best of 5, called off due to continued rain.
1961	Semifinals:	Olean 2 of 3 over Geneva – Batavia 2 of 3 over Erie
	Finals:	Olean 2 of 3 over Batavia
1962	Semifinals:	Auburn 2 straight over Jamestown – Olean 2 straight over Erie
	Finals:	Auburn 2 straight over Olean
1963	Semifinals:	Batavia 2-0 over Auburn – Jamestown 2-0 over Wellsville
	Finals:	Batavia 2 of 3 over Jamestown
1964	Finals:	Auburn 4 of 6 over Geneva
1965		NO PLAYOFFS
1966	Finals:	Auburn 2 to 0 over Binghamton
1967		NO PLAYOFFS
1968	Semifinals:	Auburn 1 to 0 over Williamsport – Oneonta 1 to 0 over Newark
	Finals:	Oneonta 1 to 0 over Auburn
1969-1976		NO PLAYOFFS
1977	Finals:	Oneonta 2 to 0 over Batavia
1978	Finals:	Geneva 2 to 0 over Auburn
1979	Finals:	Oneonta 2 to 0 over Geneva
1980	Finals:	Oneonta 2 to 1 over Geneva
1981	Finals:	Oneonta 2 to 1 over Jamestown
1982	Finals:	Niagara Falls 2 to 1 over Oneonta
1983	Finals:	Utica 2 to 1 over Newark
1984	Finals:	Little Falls 2 to 1 over Newark
1985	Semifinals:	Auburn 1 to 0 over Jamestown – Oneonta 1 to 0 over Geneva
	Finals:	Oneonta 2 to 0 over Auburn
1986	Semifinals:	Newark 1 to 0 over Oneonta – St. Catharines 1 to 0 over Auburn
	Finals:	St. Catharines 2 to 1 over Newark
1987	Finals:	Geneva 2 to 0 over Watertown
1988	Finals:	Oneonta 2 to 0 over Jamestown
1989	Finals:	Jamestown 2 to 1 over Pittsfield
1990	Semifinals:	Erie 2 to 1 over Jamestown – Oneonta 2 to 0 over Geneva
	Finals:	Oneonta 2 to 1 over Erie
1991	Semifinals:	Jamestown 1 to 0 over Erie – Pittsfield 1 to 0 over Erie Elmira
	Finals:	Jamestown 2 to 0 over Pittsfield

ALICE H. NADER CUP PLAYOFF WINNERS (CONT'D)

1992	Semifinals:	Geneva 2 to 0 over Utica – Erie 1 to 0 over Hamilton
	Finals:	Geneva 2 to 0 over Erie
1993	Semifinals:	Niagara Falls 1-0 over St. Catharines – Pittsfield 1-0 over Watertown
	Finals:	Niagara Falls 2 to 0 over Pittsfield
1994	Semifinals:	Auburn 2 to 0 over Watertown – New Jersey 2 to 1 over Jamestown
	Finals:	New Jersey 2 to 0 over Auburn
1995	Semifinals:	Watertown 2 to 1 over Batavia – Vermont 2 to 0 over Hudson Valley
	Finals:	Watertown 2 to 1 over Vermont
1996	Semifinals:	Vermont 2 to 0 over Pittsfield – St Catharines 2 to 0 over Watertown
	Finals:	Vermont 2 to 1 over St. Catharines
1997	Semifinals:	Batavia 2 to 0 over Oneonta – Pittsfield 2 to 0 over Erie
	Finals:	Pittsfield 2 to 1 over Batavia
1998	Semifinals:	Auburn 2 to 0 over Batavia – Oneonta 2 to 0 over Hudson Valley
	Finals:	Auburn & Oneonta Co-Champions (series being rained out)
1999	Semifinals:	Mahoning Valley 2-0 over Batavia – Hudson Valley 2-1 over Utica
	Finals:	Hudson Valley 2 to 1 over Mahoning Valley
2000	Semifinals:	Mahoning Valley 2-0 over Batavia – Staten Island 2-1 over Queens
	Finals:	Staten Island 2 to 1 over Mahoning Valley
2001	Semifinals:	Williamsport 2-1 over Jamestown – Brooklyn 2-1 over Staten Island
	Finals:	Williamsport & Brooklyn declared Co-Champions (Due to 9-11-01).
2002	Semifinals:	Staten Island 2-0 over Williamsport, Oneonta 2-0 over Auburn
	Finals:	Staten Island 2 to 0 over Oneonta
2003	Semifinals:	Williamsport 2 to 0 over Auburn – Brooklyn 2 to 1 over Oneonta
	Finals:	Williamsport 2 to 0 over Brooklyn
2004	Semifinals:	Mahoning Valley 2 to 0 over Auburn – Tri-City 2 to 1 over Brooklyn
	Finals:	Mahoning Valley 2 to 0 over Tri-City
2005	Semifinals:	Staten Island 2 to 0 over Williamsport – Auburn 2 to 0 over Oneonta
	Finals:	Staten Island 2 to 0 over Auburn
2006	Semifinals:	Tri-City 2-1 over Auburn – Staten Island 2-1 over Brooklyn
	Finals:	Staten Island 2 to 1 over Tri-City
2007	Semifinals:	Auburn 2-1 over Oneonta – Brooklyn 2-0 over Staten Island
	Finals:	Auburn 2-0 over Brooklyn
2008	Semifinals:	Batavia 2-1 over Lowell – Jamestown 2-0 over Staten Island
	Finals:	Batavia 2-0 over Jamestown
2009	Semifinals:	Staten Island 2-1 over Lowell - Mahoning Valley 2-1 over Brooklyn
	Finals:	Staten Island 2-1 over Mahoning Valley
2010	Semifinal	Tri-City 2-1 over Batavia - Brooklyn 2-1 over Jamestown
	Finals	Tri-City 2-0 over Brooklyn

The Power of Baseball and the Power of Caring.



The New York-Penn League Charitable Foundation, and its teams, donated over \$1,000,000 dollars in goods and services throughout New York-Penn League communities in 2010. We're setting our goals even higher this year, and you can help, too! Hit a home run by spreading the word, and making a donation to the New York-Penn League Charitable Foundation.

For more information or to make a donation,
visit the "Charitable Foundation" link at www.newyork-pennleague.com

SINGLE SEASON TEAM RECORDS

TEAM BATTING	TEAM	YEAR	RECORD
Highest Batting Average	Utica	1983	.313
Lowest Batting Average	Vermont	2001	.208
Most Hits	Utica	1983	793
Fewest Hits	Niagara Falls	1970	439
Most Home Runs	Utica	1982	120
Fewest Home Runs	Jamestown & N.J.	1973, 1994	11
Most Grand Slams	Batavia	1969	6
Most Triples	Oneonta	1976	46
Fewest Triples	Erie	1986	4
Most Doubles	Auburn	2004, 2005	165
Fewest Doubles	Oneonta	1971	59
Most At Bats	Erie	1991	2700
Most Runs Scored	Geneva	1978	559
Most Total Bases	Erie	1991	1353
Most Sacrifices Hits	Vermont	2010	66
Most Sacrifice Flies	Oneonta	1974	36
Most Stolen Bases	Utica	1988	270
Most Bases on Balls	Little Falls	1979	438
Fewest Bases on Balls	Williamsport	2006	177
Most Intentional Bases on Balls	Oneonta	1981	38
Most Batters Hit By Pitch	Mahoning Valley	2004	64
	Staten Island	2007	64
Most Runs Batted In	Auburn	1967	485
Most Strike Outs	Hudson Valley	1996	720
Most Runners Caught Stealing	Utica	1988	97
Fewest Runner Caught Stealing	Lowell	1998	14
Most Runners Left on Base	Batavia	1968	676
Fewest Runners Left on Base	Utica	1995	431

TEAM FIELDING	TEAM	YEAR	RECORD
Highest Fielding Percentage	Tri-City	2006	.979
Lowest Fielding Percentage	Oneonta	1976	.921
Most Assists	Erie	1986	.925
Most Errors	Batavia	1984	184
Least Errors	Tri-City	2006	60
Most Double Plays	Batavia	1995	90
Most Passed Balls	Auburn (2x) & Watertown	1977, 1979, 1985	39
Fewest Passed Balls	New Jersey & Lowell	2002, 2006	3

SINGLE SEASON INDIVIDUAL RECORDS

BATTING	PLAYER	TEAM	YEAR	RECORD
Games	James Bullinger	Geneva	1986	78
Home Runs	John Hennell	Utica	1982	23
Grand Slam Home Runs	Several Players Tied			3
Triples	Reid Gorecki	New Jersey	2002	13
Doubles	Rodney Nye	Pittsfield	1999	30
Hits	Matthew Watson	Vermont	1999	108
Runs Batted In	Dennis Carter	Erie	1985	77
	Gary Holle	Newark	1976	77
Total Bases	Don Jacoby	Utica	1983	185
Sacrifice Hits	Frank Touns	Batavia	1978	14
	Blake Kelso	Vermont	2010	14
Sacrifice Flies	Dennis Werth	Oneonta	1974	10
Stolen Bases	Geoff Doggett	Geneva	1982	66
Most Times Caught Stealing	Shawn Scott	St. Catharines	1990	19
	Ed Bady	Vermont	1995	19
Most At Bats	Ambiorix Concepcion	Brooklyn	2004	324
Most Runs Scored	Mark Gilbert	Geneva	1978	83
Most Bases on Balls	John Buszka	Batavia	1976	76
Most Strike Outs	Dave Cochrane	Little Falls	1982	117
Most Times Hit By Pitch	Christopher Gimenez	Mah Valley	2004	24
PITCHING (min. 76 IP)	PLAYER	TEAM	YEAR	RECORD
Most Wins	C. Robert Parker	Geneva	1978	13
	Daniel Freed	Jamestown	1988	13
Most Losses	Kyle Channing	Watertown	1985	11
Fewest Losses (114 inn)	Neil Mersch	Oneonta	1973	0
Most Games Appeared In	Roy Moretti	Utica	1982	42
Most Games Started	Chris Jones	St. Catharines	1986	18
	Steve Cummings	St. Catharines	1986	18
Most Complete Games	Robert Jajczan	Oneonta	1973	14
	Mark Wiley	Auburn	1970	14
Most Innings Pitched	Jerry Bell	Newark	1969	132
Most Home Runs Yielded	David Jensen	Little Falls	1982	18
Fewest Home Runs Yielded	3 Tied With			0
Most Runs Allowed	Leo Pinnick	Auburn	1968	75
Most Earned Runs Allowed	Leo Pinnick	Auburn	1968	61
Fewest Runs Allowed (121inn)	Dan Freed	Jamestown	1988	16

SINGLE SEASON INDIVIDUAL RECORDS

PITCHING (min. 76 IP)	PLAYER	TEAM	YEAR	RECORD
Fewest Earned Runs Allowed	Dan Freed	Jamestown	1988	9
Most Hits Allowed (120 inn)	Paul Splittorff	Corning	1969	127
Most Bases on Balls (115 inn)	Ronnie Sims	Elmira	1973	87
Fewest Bases on Balls	Derek Adair	Batavia	1997	4
Most Hit Batters	Mike Irwin	Auburn	1990	16
	Michael Eisenberg	Mahoning Valley	2007	16
Most Strikeouts (127 inn)	Mark Wiley	Auburn	1970	144
Most Shutouts (15 Starts)	Mark Wiley	Auburn	1970	5
Most Wild Pitches	Glenn M. Coombs	Welland	1991	25
Most Saves	Jamie Cochran	Hamilton	1992	24
PITCHERS (min. 15 games)	PLAYER	TEAM	YEAR	RECORD
Highest Percentage	Several tied			1.000
Most Putouts	Chris Beasley	Batavia	1984	17
Most Assists	Dan Pettit	Jamestown	1983	37
Most Errors	Tom Koutrouga	Jamestown	1998	8
Fewest Errors	Several tied			0
Most Double Plays	Chris Beasley	Batavia	1984	7
CATCHERS (min. 40 games)	PLAYER	TEAM	YEAR	RECORD
Highest Percentage	R. Gonzales	Watertown	1995	1.000
	J. Estrada	Batavia	1997	1.000
Most Putouts	J.P. Arencibia	Auburn	2007	460
Most Assists	Luis A. Rodriguez	St Catharines	1995	80
Most Errors	John Posey	Newark	1986	20
Least Errors	Richard Gonzales	Watertown	1995	0
Most Double Plays	C. Martine	New Jersey	1997	8
	A. Butera	Brooklyn	2005	8
Most Passed Balls	Sarn Killingsworth	Newark	1973	27
Least Passed Balls	Gregory Almond	Glens Falls	1993	3
	Johnny Estrada	Batavia	1997	3
1ST BASEMEN (min. 40 games)	PLAYER	TEAM	YEAR	RECORD
Highest Percentage	G. Guin	Erie	1981	.999
	F. Connelly	Geneva	1980	.999
Most Putouts	Robert Daly	Pittsfield	1995	724
Most Assists	Graham Koonce	Jamestown	1995	70
Most Errors	Alejandro Jimenez	Little Falls	1987	18
Least Errors	Donald Olsen	Vermont	1995	0
Most Double Plays	Javier Scruggs	Batavia	2008	66

SINGLE SEASON INDIVIDUAL RECORDS

2ND BASEMEN (min. 15 games)	PLAYER	TEAM	YEAR	RECORD
Highest Percentage	Howard Shapira	Geneva	1979	.995
Most Putouts	James Mouton	Auburn	1991	170
Most Assists	P. Daddario	Batavia	1984	240
	J. Damon	Jamestown	1981	240
Most Errors	Stephen Scafa	Oneonta	1981	29
Least Errors	Several Tied		'85/'08	1
Most Double Plays	Scott Kidd	Oneonta	1997	52

3RD BASEMEN (min. 40 games)	PLAYER	TEAM	YEAR	RECORD
Highest Percentage	Adam Gaylord	Aberdeen	2010	.970
Most Putouts	Dan Monzon	Auburn	1967	80
Most Assists	Timothy Jorgenson	Watertown	1995	205
Most Errors	Mark Scoville	Auburn	1969	44
Least Errors (Tie)	Carlos Alonso	Williamsport	2010	3
	Kelson Brown	State College	2010	3
Most Double Plays	Robert Hinds	Oneonta	1992	33

SHORTSTOPS (min. 40 games)	PLAYER	TEAM	YEAR	RECORD
Highest Percentage	Matt Bouchard	Brooklyn	2007	.972
Most Putout	Wilson Valdez	Vermont	2000	136
Most Assists	Kelly Dransfelt	Hudson Valley	1996	253
Most Errors	S. McCartney	Newark	1969	41
	D. Walls	Batavia	1969	41
Least Errors	Addison Maruszak	Staten Island	2008	6
Most Double Plays	Mark Thompson	Mahoning Valley	2007	49

OUTFIELDERS (min. 55 games)	PLAYER	TEAM	YEAR	RECORD
Highest Percentage	Several Tied			1.000
Most Putouts	Randall L. Curtis	Pittsfield	1991	213
Most Assists	Jose Espino	New Jersey	2000	16
Most Errors	Charlie Pinkney	Batavia	1975	20
Least Errors	Several Tied		'90/'08	0
Most Double Plays	Stephen Bowling	Newark	1974	6

YEARLY BATTING CHAMPIONS

YEAR	PLAYER	TEAM	AVG	YEAR	PLAYER	TEAM	AVG
1939	Hank Redmond	Hamilton	.397	1983	G. Chadwick	Jamestown	.387
1940	Eddie Howard	Batavia	.342	1984	Randy Riley	Newark	.351
1941	John Newman	Jamestown	.358	1985	George Flower	Jamestown	.336
1942	John Newman	Jamestown	.353	1986	Tom Hinz	Batavia	.333
1943	Ben Visan	Batavia	.369	1987	John Voight	Newark	.320
1944	John Gwosden	Hornell	.338	1988	Andres Mota	Auburn	.351
1945	Barney Hearn	Jamestown	.338	1989	Marc Tepper	Watertown	.347
1946	Joe Abreau	Wellsville	.352	1990	Rob Katzaroff	Jamestown	.364
1947	Andrew Alexson	Jamestown	.338	1991	Rich Juday	Erie	.338
1948	Pat Haggerty	Jamestown	.369		Robert Butler	St. Cath.	.338
1949	Eddie Kobesky	Batavia	.390	1992	Ed Alfonzo	Pittsfield	.356
1950	Chico Sierra	Hornell	.422	1993	Eric Danapilis	Niag Falls	.341
1951	Paul Owens	Olean	.407	1994	Jason Payton	Pittsfield	.365
1952	Howie Jennings	Batavia	.373	1995	C. Brumbaugh	Hud. Valley	.358
1953	George Alusik	Jamestown	.372	1996	Joe Freitas	New Jersey	.344
1954	Robert Yoder	Hornell	.398	1997	Raul Franco	Utica	.352
1955	Fran Bonair	Hornell	.435	1998	Scott Pratt	Watertown	.351
1956	Paul Owens	Olean	.368	1999	Matt Watson	Vermont	.380
1957	Paul Owens	Olean	.407	2000	Chris Basak	Pittsfield	.349
1958	Nate Dickerson	Olean	.338	2001	Juan Francia	Oneonta	.340
1959	Marchial Allen	Wellsville	.356	2002	Francisco Louis	Mah. Valley	.349
1960	Pablo Mitchell	Erie	.348	2003	Vito Chiaravalloti	Auburn	.351
1961	Atanasio Perez	Geneva	.348	2004	Ben Zobrist	Tri-City	.344
1962	Ted Uhlaender	Erie	.342	2005	Gaby Sanchez	Jamestown	.335
1963	Mike Holodick	Jamestown	.327	2006	Jordan Parraz	Tri-City	.336
1964	Went Esteridge	Bing.	.365	2007	Todd Martin	Mah. Valley	.360
1965	Richard Smith	Geneva	.331	2008	Miguel Fermin	Jamestown	.347
1966	D. McCammon	Jamestown	.335	2009	J.D. Martinez	Tri-City	.326
1967	Tommy Cole	Auburn	.389	2010	Darrell Ceciliani	Brooklyn	.351
1968	Gerald Merlet	Geneva	.353				
1969	Dave Schmidt	Auburn	.349				
1970	Lambert Ford	Williamsport	.368				
1971	Jack Maloof	Auburn	.402				
1972	Cannon Smith	Jamestown	.319				
1973	Kerry Dineen	Geneva	.352				
1974	Dave Bergman	Oneonta	.348				
1975	Charles Pinkney	Batavia	.309				
1976	Garry Smith	Oneonta	.391				
1977	Salvatore Rende	Batavia	.356				
1978	Mike Turgeon	Geneva	.344				
1979	B. Stemberger	Utica	.359				
1980	Roger Frash	Little Falls	.346				
1981	Tom Romano	Utica	.337				
1982	Ray Alonzo	Utica	.340				

YEARLY RUNS CHAMPIONS

YEAR	PLAYER	TEAM	RUNS	YEAR	PLAYER	TEAM	RUNS
1939	William Moore	Olean	110	1977	Ron Sorey	Utica	57
1940	George Higgins	Olean	110	1978	Mark Gilbert	Geneva	83
	W. Auchenbach	Hamilton	110	1979	Gene Glynn	Jamestown	71
1941	John Newman	Jamestown	112	1980	Mike Ciampa	Elmira	59
1942	Pat McNair	Jamestown	124	1981	Greg Guin	Erie	67
1943	Otis Davis	Jamestown	116	1982	John Hennell	Utica	68
	Ray Sowins	Lockport	116	1983	Don Jacoby	Utica	67
1944	Glen Brundis	Erie	106		Barry Moss	Utica	67
1945	G. Gasdaska	Bradford	133	1984	Lance Johnson	Erie	63
1946	Dick Kokos	Batavia	118	1985	Doug Dascenzo	Geneva	59
1947	Ed Trojanowski	Bradford	125	1986	Tom Baine	Erie	55
1948	Howard Gutshall	Jamestown	111	1987	Don Buford Jr.	Newark	68
1949	Emil Carlini	Bradford	127	1988	Marquis Grissom	Jamestown	69
1950	Don Zimmer	Hornell	146	1989	Pablo Gomez	Watertown	64
1951	Stan Anderson	Olean	134	1990	Mike Songini	Erie	61
1952	Maury Wills	Hornell	108	1991	Randy Curtis	Pittsfield	72
1953	Pablo Rivera	Olean	118	1992	Shawn Wills	Batavia	53
	Frank McElroy	Jamestown	118	1993	Richard Prieto	Watertown	53
1954	Robert Yoder	Hornell	130		Shannon Stewart	St. Cath.	53
1955	Tom Keane	Bradford	115	1994	Chris Truby	Auburn	56
1956	Lou Vassie	Olean	116	1995	Omar Sanchez	St. Cath.	62
1957	Norm Bernard	Corning	104	1996	Chris Stowers	Vermont	58
1958	Charles Bergdoll	Wellsville	104	1997	Kennouth James	Auburn	61
	Ray Withrow	Wellsville	104	1998	Keith Ginter	Auburn	55
1959	Gus Gill	Geneva	104		Carlos Duncan	Batavia	55
1960	Ronnie Retton	Auburn	136	1999	Val. Pascucci	Vermont	62
1961	Cesar Tovar	Geneva	134	2000	Greg Donato	Jamestown	56
1962	Dick Bazinet	Auburn	113	2001	Todd Self	Pittsfield	52
1963	Mike Holodick	Jamestown	105		Kevin Youkilis	Lowell	52
	Dick Bazinet	Auburn	105	2002	Reid Gorecki	New Jersey	55
1964	Dan Napoleon	Auburn	129		Ben Francisco	Mah. Valley	55
	Bill Schlesinger	Wellsville	129	2003	Juan Peralta	Auburn	62
1965	Dave Truelock	Binghamton	96	2004	Argenis Reyes	Mah. Valley	53
1966	John Gonsalves	Auburn	98	2005	Mike Hollimon	Oneonta	66
1967	Danny Monzon	Auburn	82	2006	Scott Sizemore	Oneonta	49
1968	Cliff Foster	Auburn	66	2007	Justin Snyder	Staten Island	68
1969	Richard Walls	Batavia	67	2008	Miguel Fermin	Jamestown	54
1970	Tom O'Connor	Oneonta	56	2009	Derrick Gibson	Lowell	54
1971	Jack Maloof	Auburn	57	2010	Darrell Cecilian	Brooklyn	56
1972	Terry Whitfield	Oneonta	65				
1973	Rick Bosetti	Auburn	68				
1974	Marv Thompson	Oneonta	62				
1975	Charles Pinkney	Batavia	48				
1976	Gary Holle	Newark	70				

YEARLY HITS CHAMPIONS

YEAR	PLAYER	TEAM	HITS	YEAR	PLAYER	TEAM	HITS
1939	Henry Redmond	Hamilton	166	1981	John Damon	Jamestown	91
1940	Larry Mancini	Olean	174	1982	John Hennell	Utica	91
1941	Frank Heller	Jamestown	145		Ricky Lemon	Jamestown	91
1942	George Lerchen	Jamestown	167	1983	Don Jacoby	Utica	105
1943	Otis Davis	Jamestown	156	1984	Lance Johnson	Erie	96
1944	Robert Rothel	Batavia	164	1985	Andrew Donatelli	Utica	87
1945	Ken Humphrey	Jamestown	165	1986	Oscar Escobar	St. Cath.	100
1946	Dick Kokos	Batavia	166	1987	Dan Nyssen	Auburn	96
1947	Doc Alexson	Jamestown	163	1988	Andy Mota	Auburn	95
1948	Howard Gutshall	Jamestown	171	1989	Fabio Gomez	Watertown	98
1949	Dan Carnevale	Bradford	192	1990	Robbie Katzaroff	Jamestown	107
1950	Chuck Harmon	Olean	206	1991	Robert Butler	St. Cath.	105
1951	Paul Owens	Olean	187	1992	Edgar Alfonzo	Pittsfield	106
1952	Maury Wills	Hornell	160	1993	Mike Wiseley	Niagara Falls	92
1953	John Maggio	Bradford	184	1994	Chris Truby	Auburn	91
1954	Robert Yoder	Hornell	201	1995	Cliff Brumbaugh	Hud. Valley	101
1955	John Schaive	Erie	178	1996	Chris Stowers	Vermont	90
1956	Glenn Owens	Olean	155	1997	Raul Franco	Utica	103
1957	Ken Kraynak	Batavia	157	1998	Sean Mahoney	Hud. Valley	86
1958	Harold Jones	Batavia	160	1999	Matt Watson	Vermont	108
1959	Marcial Allen	Wellsville	164	2000	Nathan Janowicz	Mah Valley	90
1960	Pablo Mitchell	Erie	157	2001	Edgar Gonzalez	Hud. Valley	92
1961	Tony Perez	Geneva	160	2002	Jorge Cortes	Williamsport	83
1962	Rigoberto Mena	Jamestown	154	2003	Nyjer Morgan	Williamsport	92
1963	Mike Holodick	Jamestown	178	2004	Argenus Reyes	Mah Valley	101
1964	Dan Napoleon	Auburn	175	2005	Neil Sellers	Tri-City	96
1965	Richard Smith	Geneva	158	2006	Scott Sizemore	Oneonta	96
1966	Joseph Moock	Auburn	146	2007	Justin Snyder	Staten Island	87
1967	Tommy Cole	Auburn	96	2008	Paul Gran	Jamestown	89
1968	Manual Crespo	Jamestown	95	2009	Leandro Castro	Williamsport	81
1969	Dave Schmidt	Auburn	95	2010	Darrell Cecilian	Brooklyn	95
1970	Lambert Ford	Williamsport	88				
	Jackson Miller	Auburn	88				
1971	Jack Maloof	Auburn	103				
1972	Felix Arce	Jamestown	79				
1973	Steven Coulson	Oneonta	95				
1974	Pat Peterson	Oneonta	88				
1975	Charles Pinkney	Batavia	76				
1976	Gary Holle	Newark	81				
	Mike Ongarato	Elmira	81				
1977	Boomer Wells	Utica	97				
1978	Mike Turgeon	Geneva	98				
1979	Kalvin Adams	Jamestown	99				
1980	Russ Piggott	Geneva	85				

YEARLY HOME RUN CHAMPIONS

YEAR	PLAYER	TEAM	HR	YEAR	PLAYER	TEAM	HR
1939	Arthur Strott	Niagara	17	1979	Tom Grant	Geneva	10
1940	Larry Mancini	Olean	25		Randall LaVigne	Geneva	10
1941	John Newman	Jamestown	29		Tom Martinez	Batavia	10
1942	John Newman	Jamestown	27		Ed Petryschuk	Utica	10
1943	Carl Petroziello	Hornell	11		Jack Upton	Geneva	10
1944	George Shuba	Olean	14		Matt Winters	Oneonta	10
1945	Carl Sawatski	Bradford	13	1980	Tony Stevens	Elmira	15
	Leon Riley	Bradford	13	1981	Robert Giles	Little Falls	19
1946	Dick Kokos	Batavia	21	1982	John Hennell	Utica	23
	Joe Abreu	Wellsville	21	1983	Don Jacoby	Utica	22
1947	Jim Pokel	Bradford	28	1984	Bernardo Brito	Batavia	19
1948	Joe Fromuth	Bradford	18	1985	Dennis Carter	Erie	16
1949	Carmen Links	Batavia	24	1986	Julian Yan	St. Cath	15
1950	Don Zimmer	Hornell	23	1987	Craig Faulkner	Batavia	16
1951	Ray Reed	Wellsville	27	1988	Terry Brown	Erie	13
1952	Tom McDonald	Olean	20		Brian Cummings	Batavia	13
1953	Ted Sepkowski	Wellsville	37	1989	Jeff Kent	St. Cath	13
1954	Ted Sepkowski	Wellsville	45	1990	Sean Ryan	Batavia	16
1955	Dale Bennetch	Bradford	19	1991	Ossie Timmons	Geneva	12
1956	George Lewis	Corning	32		Felix Colon	Elmira	12
1957	Tony Gonzales	Hornell	22	1992	Todd Pridy	Erie	14
1958	Ray Withrow	Wellsville	32	1993	Wes Shook	Erie	17
1959	Bob Bauer	Auburn	22	1994	Freddy Garcia	St. Cath.	13
1960	Larry Daniels	Elmira	22	1995	Jose Guillen	Erie	12
1961	Roberto Sanchez	Batavia	36	1996	William Skett	St. Cath.	15
1962	Bob Guindon	Olean	37	1997	Alex Steele	Jamestown	14
1963	Byron Browne	Batavia	32		Andy Dominique	Batavia	14
1964	Bill Schlesinger	Wellsville	37	1998	Jared Sandberg	Hud. Valley	12
1965	Lewis Dorsch	Wellsville	29		Christian Rojas	Watertown	12
1966	Cito Gaston	Batavia	28	1999	Dan Grummitt	Hud. Valley	22
1967	Charles Lelas	Oneonta	12	2000	Mitchell Jones	Staten Island	11
1968	Tommy Lolas	Auburn	14	2001	Francis Corr	Brooklyn	13
1969	Larry Mansfield	Williamsport	21		Walter Young	Williamsport	13
1970	Pedro Garcia	Newark	14	2002	Joseph Gomes	Hud. Valley	15
1971	Mike Poepping	Auburn	18	2003	Vito Chiaravalloti	Auburn	12
1972	Cannon Smith	Jamestown	14	2004	Mario Garza	Tri-City	15
1973	Randy Trapp	Batavia	12	2005	Cory Patton	Auburn	14
1974	Steve Bowling	Newark	12	2006	Mark Hamilton	State College	8
1975	Greg Anderson	Newark	9		Kyle Larsen	St. Island	8
	Sammie Jones	Batavia	9		Ryan Royster	Hud. Valley	8
1976	Gary Holle	Newark	19		Chris Vinyard	Aberdeen	8
1977	Tim Glass	Batavia	21	2007	Jason Jacobs	Brooklyn	12
1978	Ted Anderson	Batavia	18	2008	Miguel Fermin	Jamestown	17
	Ted May	Geneva	18	2009	Neil Medchill	Staten Island	14
				2010	Marcel Ozuna	Jamestown	21s

YEARLY RBI CHAMPIONS

YEAR	PLAYER	TEAM	RBI	YEAR	PLAYER	TEAM	RBI
1939	Charles Lamendola	Olean	85	1979	Calvin Adams	Jamestown	69
1940	Larry Mancini	Olean	109	1980	Jeff Reynolds	Oneonta	56
1941	John Newman	Jamestown	96	1981	Bill Lyons	Erie	65
1942	Connie Creeden	Bradford	119	1982	John Hennell	Utica	69
1943	Ernest Hrovatic	Jamestown	96	1983	Don Jacoby	Utica	74
1944	Steve Kromko	Batavia	93	1984	Jay Buhner	Watertown	58
1945	Carl Sawatski	Bradford	111		Chuck Lynn	Newark	58
1946	Dick Kokos	Batavia	114	1985	Dennis Carter	Erie	77
1947	Jim Pokel	Bradford	125	1986	Todd Zeile	Erie	63
1948	Howard Gutshall	Jamestown	108	1987	Boi Rodriguez	Jamestown	65
1949	Dan Carnevale	Bradford	126	1988	Terry Brown	Erie	49
1950	Chuck Harmon	Olean	139	1989	Howard Prager	Auburn	58
1951	Chuck Harmon	Olean	143	1990	Andy Hartung	Geneva	70
1952	Tom McDonald	Olean	111	1991	Mike Daniel	Jamestown	62
1953	Ted Sepkowski	Wellsville	145	1992	Todd Pridy	Erie	61
1954	Ted Sepkowski	Wellsville	144	1993	Greg Thomas	Watertown	63
1955	Edward Lyons	Hamilton	115	1994	Chris Truby	Auburn	61
1956	Jim Hubbard	Erie	109	1995	Rob Daly	Pittsfield	60
1957	Rich Seelinger	Wellsville	100	1996	Kevin Burns	Auburn	55
1958	Ray Withrow	Wellsville	142	1997	Kevin Haverbusch	Erie	55
1959	Marcial Allen	Wellsville	92		Derrick Lankford	Erie	55
	Willard Hamill	Corning	92	1998	Brian August	Oneonta	67
1960	Gene Domzalski	Auburn	104	1999	Jason Lane	Auburn	59
1961	Tony Perez	Geneva	132	2000	Ryan Church	Mah. Valley	65
1962	Bob Guindon	Olean	121	2001	Juan Camacho	Staten Island	51
1963	John Maddox	Wellsville	101	2002	John Santor	New Jersey	62
1964	Dan Napoleon	Auburn	134	2003	Vito Chiravalloti	Auburn	67
1965	Richard Smith	Geneva	109	2004	Mario Garza	Tri-City	65
1966	Cito Gaston	Batavia	104	2005	Ryan Patterson	Auburn	65
1967	Tommy Cole	Auburn	66	2006	Brennan Boesch	Oneonta	54
	Danny Monzon	Auburn	66	2007	Damon Sublett	Staten Island	53
1968	Clarence Vaughns	Newark	73	2008	Cody Overbeck	Williamsport	57
1969	Bob Storm	Auburn	57	2009	Yan Gomes	Auburn	44
1970	Martin Cott	Williamsport	52	2010	Marcel Ozuna	Jamestown	60
1971	Mike Poepping	Auburn	57				
1972	Cannon Smith	Jamestown	56				
1973	John Guarnaccia	Auburn	59				
1974	Dennis Werth	Oneonta	61				
1975	Dale Berra	Niagara Falls	49				
1976	Gary Holle	Newark	77				
1977	Boomer Wells	Utica	68				
1978	Joe Hicks	Geneva	74				

INDIVIDUAL STOLEN BASE CHAMPIONS

YEAR	PLAYER	TEAM	SB	YEAR	PLAYER	TEAM	SB
1939	Ed Turchin	Batavia	22	1980	Mike Ciampi	Elmira	35
1940	Don Richmond	Batavia	36	1981	John Damon	Jamestown	33
1941	John Newman	Jamestown	31	1982	Geoff Doggett	Geneva	66
1942	John Mihalik	Batavia	41	1983	Stan Jefferson	Little Falls	35
1943	Otis Davis	Jamestown	32	1984	D. Scott Little	Little Falls	34
1944	Tom Acardo	Lockport	42	1985	Ken Warmbier	Erie	42
1945	Bob Riley	Bradford	48	1986	Ced Landrum	Geneva	49
1946	Jim Babcock	Olean	40	1987	Don Buford	Newark	35
1947	Ed Trojanowski	Bradford	31	1988	Derek Lee	Utica	54
1948	Paul Porubski	Hamilton	31	1989	Pat Howell	Pittsfield	45
1949	Jack Seltenreich	Bradford	40	1990	Jeff McNeeley	Elmira	39
1950	Don Zimmer	Hornell	63	1991	Jim Mouton	Auburn	60
1951	Angel Scull	Wellsville	60	1992	Byron Mathews	Utica	42
1952	Maurice Wills	Hornell	54	1993	Glenn Barker	Niagara Falls	37
1953	Ramon Mejias	Batavia	42	1994	Ed Comeaux	Hud. Valley	25
1954	Dick Lisiecki	Jamestown	72	1995	Amaury Garcia	Elmira	41
1955	Pedro Alomar	Wellsville	39	1996	Donzell McDonald	Oneonta	54
1956	Jessie Queen	Jamestown	23	1997	Terry Freeman	Erie	46
1957	Carmen Santoli	Olean	68	1998	Essex Snead	New Jersey	42
1958	Bill Wyatt	Batavia	56	1999	Alex Requena	Mah. Valley	44
1959	Jim Guinn	Elmira	40	2000	Tony Hensley	Batavia	43
1960	Nestor Velazquez	Erie	30	2001	Chris Duffy	Williamsport	30
1961	Cesar Tovar	Geneva	88		Angel Pagan	Brooklyn	30
1962	Hilario Rojas	Jamestown	28	2002	Joe Vandever	New Jersey	31
	Ron Woods	Batavia	28	2003	Javon Moran	Batavia	27
1963	Louis Abrahams	Geneva	27	2004	Jermel Lomack	Williamsport	29
1964	Mike Holodick	Jamestown	28	2005	Jose Constanza	Mah. Valley	24
1965	Dave Truelock	Binghamton	29	2006	James Rapoport	State College	24
1966	Willy Mobley	Binghamton	77	2007	Brandon Whiting	Vermont	37
1967	Terry Echan	Oneonta	21	2008	Mike Ross	Hud. Valley	30
1968	J. Thomas Kelly	Newark	16	2009	Wilfred Pichardo	Lowell	32
1969	Wilbur Howard	Newark	20	2010	Felix Sanchez	Lowell	38
1970	Bryan Lambe	Batavia	24				
1971	Bob Still	Oneonta	28				
1972	Don Hopkins	Jamestown	63				
1973	Rick Bosetti	Auburn	27				
1974	Dave Carter	Oneonta	28				
1975	Mark Hiller	Batavia	34				
1976	Carlton Steele	Elmira	30				
1977	Ron Sorey	Utica	33				
1978	Ted Wilborn	Oneonta	57				
1979	Ron Naclerio	Niagara Falls	38				

INDIVIDUAL PITCHING CHAMPIONS WINS

YEAR	PLAYER	TEAM	WINS	YEAR	PLAYER	TEAM	WINS
1939	Hayden Shupe	Olean	17	1976	Michael Howard	Elmira	8
1940	John Castoldi	Batavia	18	1977	Mike McLeod	Oneonta	9
1941	Joe Belforti	Bradford	17	1978	Mike Parker	Geneva	13
1942	Charles Schupp	Jamestown	24	1979	Fred Toliver	Oneonta	10
1943	Pete Gebian	Hornell	16	1980	Joe Housey	Geneva	10
1944	Phil Poole	Lockport	22		Kevin Spicer	Little Falls	10
1945	Leon Titus	Bradford	19	1981	Charles Scott	Jamestown	10
1946	Bill Koszrek	Bradford	18	1982	Roy Moretti	Utica	9
1947	T. Kapuscinski	Jamestown	16	1983	John Boyles	Little Falls	12
1948	Bob Christophel	Lockport	25		John Seitz	Utica	12
1949	Willird Schmidt	Hamilton	22		Mike Zamba	Utica	12
1950	Ralph Butler	Hornell	23	1984	David Bear	Utica	9
1951	Douglas Gostlin	Hornell	17		Jamie Moyer	Geneva	9
	Ed Williams	Olean	17		Brad Mettler	Elmira	9
	John Gates	Olean	17		Rich Caldwell	Newark	9
1952	Bob Umfleet	Hamilton	23	1985	Jeff Ballard	Newark	10
1953	Vince Traken	Jamestown	19		Troy Evers	Oneonta	10
1954	Marty Kutyna	Hamilton	17	1986	Blaine Beatty	Newark	11
	Robert Stragier	Wellsville	17	1987	Doug Royalty	Auburn	10
1955	Gary Geiger	Hamilton	20	1988	Don Freed	Jamestown	13
	Henry Bolinda	Bradford	20	1989	John Johnstone	Pittsfield	11
1956	Robert Milo	Olean	20	1990	Jessie Hollins	Geneva	10
1957	Luis DeLeon	Wellsville	17		Ed Vazquez	Pittsfield	10
	Gerald Lis	Batavia	17		Bill Wertz	Watertown	10
1958	B. Risenhoover	Geneva	20	1991	Heath Haynes	Jamestown	10
1959	Ben Griggs	Wellsville	21		Chris Shanahan	Pittsfield	10
1960	William Jones	Erie	20	1992	T.J. Matthews	Hamilton	10
1961	Jim Hannan	Olean	17		Dave Oehrlein	Hamilton	10
1962	Jim Merritt	Erie	19	1993	Joshua Neese	Niagara	12
1963	Bob Lee	Batavia	20	1994	Jason Durocher	Vermont	9
1964	Richard Nold	Geneva	20		S. Cunningham	New Jersey	9
1965	Bill Denehy	Auburn	13	1995	Chris Weidert	Vermont	11
	Paul Alspach	Auburn	13	1996	Courtney Duncan	Williamsport	11
	Bill Hepler	Geneva	13	1997	Kris Lambert	Erie	11
1966	Ralph Scott	Binghamton	15	1998	Chris Reinike	Watertown	10
1967	Paul Epperson	Auburn	11	1999	Jairo Pineda	Auburn	9
	Mike Colin	Auburn	11	2000	Andrew Beal	Staten Island	9
1968	S. Cushmore	Batavia	11	2001	Harold Eckert	Brooklyn	9
1969	Bob Strampe	Batavia	10		Ross Peebles	Brooklyn	9
	Joe Jabar	Newark	10	2002	Joshua Shortslef	Williamsport	10
1970	Mark Wiley	Auburn	9	2003	Tom Mastny	Auburn	8
1971	Stephan Foran	Williamsport	10	2004	Ronnie Martinez	Tri-City	11
1972	Dave Fanning	Auburn	9	2005	Dave Seccombe	Staten Island	8
	Scott Larson	Oneonta	9	2006	Chris Salamida	Tri-City	10
1973	Neal Mersch	Oneonta	11	2007	Dylan Owen	Brooklyn	9
1974	Fred Anyzeski	Oneonta	10	2008	Andy Shive	Staten Island	9
1975	Walter Bigos	Elmira	9	2009	Mark Cohoon	Brooklyn	9
	William Dick	Newark	9	2010	Chris Hilliard	Brooklyn	9

YEARLY STRIKEOUT CHAMPIONS

YEAR	PITCHER	TEAM	K'S	YEAR	PITCHER	TEAM	K'S
1939	Hayden Shupe	Olean	170	1981	John Adams	Erie	107
1940	Rich Schmidt	Olean	173	1982	Jim Deshaies	Oneonta	137
1941	George Carlonas	London	181	1983	Roy Moretti	Utica	116
1942	Bubber Moore	Wellsville	258	1984	Jamie Moyer	Geneva	120
1943	Boyd Tepler	Lockport	254	1985	Bill Cunningham	Jamestown	116
1944	Victor Trahd	Lockport	162		Blaise Ilsley	Auburn	116
1945	Joseph Menarchek	Hornell	248	1986	Joe Skalski	Batavia	130
1946	Alfred Gavey	Hamilton	181	1987	Alex Sanchez	St. Cath.	116
1947	Vance Stine	Hamilton	194	1988	Mike Soddors	Geneva	119
1948	Gerald Kleinsmith	Jamestown	258	1989	Shannon Jones	Geneva	114
1949	John Gilbert	Hornell	191	1990	Sam Militello	Oneonta	119
1950	Ralph Butler	Hornell	175	1991	Mike Lynch	Erie	102
1951	Karl Spooner	Hornell	200	1992	Dave Ohrlein	Hamilton	99
1952	Jim Coates	Olean	223	1993	J. Isringhausen	Pittsfield	104
1953	George Player	Wellsville	179	1994	Brian Grant	St. Cath.	90
1954	Eli Grba	Corning	209	1995	Bob St. Pierre	Oneonta	91
1955	Gary Geiger	Hamilton	177	1996	Bobby Rodgers	Lowell	108
1956	Martin Stabiner	Hornell	216	1997	Scott Comer	Pittsfield	98
1957	Richard Griffith	Elmira	174	1998	Brody Percell	Watertown	105
1958	Bob Risenhoover	Geneva	236	1999	Joe Kennedy	Hud. Valley	101
1959	Ben Griggs	Wellsville	175	2000	Seung Song	Lowell	93
1960	William Jones	Erie	196	2001	Charles Manning	Staten Island	87
1961	Jim Hannan	Olean	254	2002	Ryan Bicondoa	Brooklyn	94
1962	Jim Merritt	Erie	249	2003	Matt Albers	Tri-City	94
1963	George Angel	Geneva	250	2004	Anibal Sanchez	Lowell	101
1964	Dick Nold	Geneva	274	2005	Wade Davis	Hud. Valley	97
1965	George Robinson	Wellsville	221	2006	Jeremy Hellickson	Hud. Valley	96
1966	Mickey Scott	Binghamton	190	2007	Drew Naylor	Williamsport	97
1967	Paul Epperson	Auburn	132	2008	Brad Holt	Brooklyn	96
1968	Paul Splittorff	Corning	136	2009	Alexander Colome	Hud. Valley	94
	Jeff Vollweiler	Geneva	136	2010	Zach Varce	Staten Island	74
1969	Bob Strampe	Batavia	138				
1970	Mark Wiley	Auburn	144				
1971	Stephen Foran	Williamsport	138				
1972	Dave Fanning	Auburn	128				
1973	Ronnie Sims	Elmira	129				
1974	Barry Cort	Newark	123				
1975	Gil Patterson	Oneonta	97				
1976	Fred Honeycutt	Niagara Falls	98				
1977	Chris Welsh	Oneonta	125				
1978	Charlie Puleo	Utica	125				
1979	Bryan Hardy	Geneva	82				
	Bill Sattler	Jamestown	82				
1980	Craig Lefferts	Geneva	99				

YEARLY SAVES LEADERS

YEAR	PITCHER	TEAM	SAVES
1969	Rob Thomas	Batavia	11
1970	Richard Stonum	Newark	9
1971	Carlos Velazquez	Newark	10
1972	Bob Bartlett	Batavia	9
1973	Tim Milner	Batavia	11
1974	Larry Angel	Niagara Falls	8
1975	Dave Sylvia	Newark	7
1976	Steve Schneck	Elmira	8
1977	Richard Nicholson	Newark	12
1978	Joe Galante	Auburn	5
	Mark Moore	Oneonta	5
1979	Larry Hrynko	Batavia	9
	Kurt Kaufman	Oneonta	9
1980	Herb Fauland	Oneonta	9
	Ken Pryce	Geneva	9
1981	Randy Huber	Jamestown	10
1982	John Moses	Niagara Falls	10
1983	Roy Moretti	Utica	10
1984	Mark Davis	Little Falls	22
1985	Jeff Hirsch	Geneva	13
1986	Willie Blair	St. Catharines	12
1987	Jeff Massicotte	Geneva	15
1988	Joe Ausanio	Watertown	13
1989	Mike Gardella	Oneonta	19
1990	Garry Wurm	Erie	19
1991	Cory Bailey	Elmira	15
1992	Jamie Corcoran	Hamilton	24
1993	Craig Grasser	Glens Falls	19
1994	Brandall Buckles	Hudson Valley	18
1995	Bob Marquez	Vermont	21
1996	Kyle Kawabata	Batavia	20
	Chris McFerrin	Auburn	20
1997	Dan Mota	Oneonta	17
1998	Derek Gooden	New Jersey	17
1999	Matt Watson	Vermont	19
2000	Santo Samora	New Jersey	17
2001	Jeff Miller	Williamsport	15
2002	Matt Brumit	Staten Island	22
2003	Bob Paulk	Brooklyn	15
	Chris Homer	Oneonta	15
2004	Gus Hlebovy	Vermont	16
2005	Derek Feldman	Hudson Valley	15
2006	Luis Lebron	Aberdeen	20
2007	Noah Krol	Oneonta	17
2008	Pat Venditte	Staten Island	23
2009	Michael Powers	Brooklyn	17
2010	Jordan Conley	Jamestown	16

Note: Save records began in 1969

YEARLY ERA CHAMPIONS

YEAR	PITCHER	TEAM	ERA	YEAR	PITCHER	TEAM	ERA
1939	Russell Norman	Hamilton	2.63	1980	Joe Housey	Geneva	1.50
1940	John Castoldi	Batavia	2.84	1981	Jackie Uhey	Utica	2.65
1941	John Mikan	Hamilton	2.48	1982	Mike Hogan	Auburn	1.82
1942	Charlie Schupp	Jamestown	2.34	1983	Mike Friedrich	Auburn	1.79
1943	Pete Gabrian	Hornell	2.20	1984	Todd Simmons	Niagara	1.29
1944	Frank Mahoney	Batavia	1.91	1985	Troy Evers	Oneonta	1.87
1945	Rich Palmisiano	Batavia	1.40	1986	Ken Patterson	Oneonta	1.35
1946	Jim Dimitriadis	Jamestown	2.03	1987	Bob Wishnevski	St. Cath.	1.53
1947	Dick Littlefield	Wellsville	1.97	1988	Dan Freed	Jamestown	0.67
1948	C. McCombie	Hamilton	2.42	1989	Art Canestro	Oneonta	1.06
1949	William Furlong	Jamestown	1.89	1990	Bobby Ryan	Watertown	0.73
1950	El Roy Face	Bradford	2.58	1991	Brian Looney	Jamestown	1.16
1951	Jim Stump	Jamestown	1.93	1992	Tim Crabtree	St. Cath.	1.57
1952	Bob Umfleet	Hamilton	1.60	1993	A. Meinershagen	St. Cath.	1.88
1953	Vince Traken	Jamestown	2.51	1994	Matt Drews	Oneonta	2.10
1954	Bob Mische	Jamestown	3.30	1995	Chris Weidert	Vermont	1.79
1955	Garland Shifflett	Erie	1.95	1996	Ken Raines	Hud. Valley	1.07
1956	Keith Nicolls	Wellsville	1.76	1997	Matt Blank	Vermont	1.69
1957	Luis DeLeon	Wellsville	2.36	1998	Geoffrey Geary	Batavia	1.60
1958	Ed Banach	Wellsville	1.92	1999	Todd Moser	Utica	1.53
1959	Dick Dumas	Auburn	2.22	2000	Simon Young	Mah. Valley	1.75
1960	Norm Forsythe	Elmira	2.52	2001	Ross Peeples	Brooklyn	1.34
1961	John Morris	Elmira	2.02	2002	Mike Hinckley	Vermont	1.37
1962	G. Roggenburk	Erie	2.07	2003	Kurt Isenberg	Auburn	1.63
1963	Bob Lee	Batavia	1.70	2004	Anibal Sanchez	Lowell	1.77
1964	Bill Craft	Auburn	3.28	2005	Bob Parnell	Brooklyn	1.73
1965	Lou Romanucci	Binghamton	2.53	2006	Chris Salamida	Tri-City	1.06
1966	Jerry Koosman	Auburn	1.38	2007	Dylan Owen	Brooklyn	1.49
1967	Larry Herring	Geneva	1.65	2008	Brad Holt	Brooklyn	1.87
1968	Guy Hansen	Oneonta	1.67	2009	Jose Alvarez	Lowell	1.52
1969	Jerry Bell	Newark	2.18	2010	Yohan Almonte	Brooklyn	1.91
1970	Bill Leinheiser	Newark	1.01				
1971	Stan Thomas	Geneva	1.63				
1972	Rob Artemenko	Oneonta	1.52				
1973	M.V. DeCastele	Geneva	0.72				
1974	Fred Anyzeski	Oneonta	1.61				
1975	Richard Waller	Elmira	1.37				
1976	Danny Parks	Elmira	2.27				
1977	Ron Driver	Newark	1.68				
1978	Scott Gleckel	Niagara	2.16				
1979	Stefan Wever	Oneonta	1.77				

ALL-TIME NO-HIT LOG

PITCHER(S)	TEAM	DATE	OPPONENT
Walt Balash	Niagara Falls	7/12/40	London
Andy Rose	London	8/07/40	Bradford
Bob Vetter	Jamestown	6/07/43	Batavia
Boyd Tepler	Lockport	6/03/44	Hornell
Fran Smith	Lockport	6/03/46	Hornell
John Rutherford	Olean	7/28/47	Lockport
Ken Fremming	Jamestown	8/27/47	Wellsville
Chuck McCombie	Hamilton	8/28/48	Bradford
Jerry Kleinsmith	Jamestown	8/31/48	Hamilton
Lou Blackmore *	Wellsville	8/31/48	Lockport
Dick Fortune	Jamestown	7/20/50	Lockport
Karl Spooner	Hornell	5/15/51	Bradford
Ted Morris	Olean	6/25/51	Hamilton
Bob Rauber	Hamilton	8/18/52	Olean
Frank Etchberger +	Bradford	8/20/52	Batavia
Jim Mitchell +	Batavia	8/20/52	Bradford
Gary Geiger	Hamilton	6/09/55	Erie
John Herbert ***	Erie	7/23/56	Hornell
Luis DeLeon	Wellsville	5/12/57	Elmira
Fred Haddix	Corning	5/17/57	Wellsville
Cubert Smith	Erie	5/17/58	Auburn
Robert Bailargeon	Elmira	6/06/59	Geneva
Dennis Ballard	Auburn	7/03/59	Geneva
Dick Sherrow	Wellsville	9/02/60	Geneva
Joe Durelli	Elmira	5/10/61	Erie
Fred Wolff	Olean	6/03/61	Batavia
Mike Thornton	Geneva	8/13/61	Olean
Ernest Abels	Wellsville	6/06/65	Jamestown
John Silva	Oneonta (7 inn)	7/22/66	Auburn
Nils Lambert/Ron Thomas	Batavia	8/18/69	Geneva
Charles Arrendale	Niagara Falls	7/23/70	Newark
Bert Raschke	Oneonta (7 inn)	8/11/71	Newark
Gerald Ginter	Geneva (7 inn)	8/24/71	Niagara Falls
Steven Avers	Jamestown (7 inn)	7/12/72	Batavia
Thomas Deidel #	Newark (5 inn)	8/03/72	Batavia

LEGEND

- * Lost no-hitter walk 17
- + Etchberger and Mitchell pitched no-hitter against each other. Etchberger (Bradford) won 1-0 on walk, steal, infield out, and sacrifice fly
- *** Perfect Game (only 2 in League History)
- # Lost to Batavia 2-0 in 5 innings (rain)

ALL-TIME NO-HIT LOG (CONT'D)

2010 NEW YORK PENN LEAGUE ALL-STAR
STATEN ISLAND, NY - AUGUST 17, 2010

PITCHER(S)	TEAM	DATE	OPPONENT
Timothy Juran	Batavia (7 inn)	8/26/72	Niagara Falls
Daniel Boltano	Auburn	8/21/73	Elmira
Gregory Diehl ***	Oneonta (7 inn)	7/07/74	Newark
James Wright	Auburn (7 inn)	8/25/74	Batavia
John Morris	Newark	7/08/75	Oneonta
Laurence Kienzie	Niagara Falls (7 inn)	7/30/76	Batavia
Gregory Staffon	Jamestown (7 inn)	8/18/77	Elmira
Randall Bozeman	Little Falls (7 inn)	8/15/78	Batavia
Gregory Dunn	Erie	8/03/81	Batavia
Bill Fulton	Oneonta	7/25/83	Geneva
Dody Rather	Oneonta	7/24/85	Geneva
Doug Cinnela	Newark	7/23/86	Oneonta
Doug Cinnela	Newark	8/03/86	Auburn
Terry Griffin	Little Falls	7/07/88	Utica
Dough Marcero	Niagara Falls	8/26/89	Elmira
Ray Doss	Welland	8/28/89	Batavia
Shawn Turri/Bob Undorf	Niagara Falls (7 inn)	8/29/90	Elmira
David Oehrlein	Hamilton (5 inn)	8/10/92	Auburn
Gregg Twiggs	Geneva (7 inn)	6/30/93	Auburn
Andy Larkin	Elmira	7/25/93	Wellsville
Peter Agostinelli	Batavia (7 inn)	9/01/93	Wellsville
Joe Montelongo/Rob Rehkopf	Williamsport	6/19/94	Elmira
Mark Sievert	St Catharines (7 inn)	8/05/94	Utica
Elvin Hernandez	Erie	8/24/95	Oneonta
Luis Delossantos	Oneonta	7/28/96	Batavia
D. Martinez/S. DePaula/M. Miner	Watertown	9/03/96	Utica
T. Redding/D. Peguero/P. Sullivan	Auburn	8/04/98	St. Catharines
Doug Waechter	Hudson Valley	8/10/00	Pittsfield
Jason Arnold	Staten Island	7/27/01	Vermont
Jordan Tata/Chris Homer	Oneonta	9/02/03	Tri-City
Bob Ray/Adrian Martin	Auburn	8/26/05	Batavia
Jeff Farrell/Yulkim German	Lowell	8/13/06	Hudson Valley
Henry Cabrera/Olivo Astascio	Williamsport	9/06/06	Batavia
K. Delacruz/D. Frega/V. Pestano	Mahoning Valley	7/12/07	Vermont
Guillermo Moscoso	Oneonta	7/15/07	Batavia
S. Wolf/D. Miller/A. Mowdy	Tri-City	6/21/08	Oneonta
D. Stokes/A. Shawler/T. Stohr	Oneonta	6/30/08	Tri-City
Brandon Moore	Brooklyn	8/23/09	Aberdeen

LEGEND

*** Perfect Game (only 2 in League History)

AMERICAN LEAGUE			NATIONAL LEAGUE		
Coaching Staff: Staten Island			Coaching Staff: Brooklyn		
POS	PLAYER	TEAM	POS	PLAYER	TEAM
C	Carlos Perez	Auburn	C	Auder Perez	Batavia
C	Julio Rodriguez	Connecticut	C	David Freitas	Vermont
1B	Phil Wunderlich	Hudson Valley	C	Jeff Lanning	Williamsport
1B	James Robbins	Connecticut	1B	Matt Curry	State College
2B	Bobby Price	Hudson Valley	1B	Jeff Flagg	Brooklyn
2B	Daniel DeGeorge	Mahoning Valley	2B	Cesar Hernandez	Williamsport
3B	Adam Gaylord	Aberdeen	2B	Ben Orloff	Tri-City
3B	Matt Perry	Connecticut	3B	Joe Bonfe	Brooklyn
SS	Jose Mojica	Staten island	3B	Tyler Burnett	Tri-City
SS	Derek Dietrich	Hudson Valley	SS	Rylan Sandoval	Brooklyn
SS	Jose Garcia	Lowell	SS	Blake Kelso	Vermont
LF	Kipp Schutz	Aberdeen	LF	Adalberto Santos	State College
LF	PJ Polk	Connecticut	LF	Miguel Alvarez	Williamsport
CF	Felix Sanchez	Lowell	CF	Darrell Ceciliani	Brooklyn
CF	Eduardo Sosa	Staten Island	CF	Nicholas Longmire	Batavia
RF	Yeico Aponte	Auburn	RF	Marcell Ozuna	Jamestown
RF	Trent Mummey	Aberdeen	RF	Cory Vaughn	Brooklyn
DH	Ryan Enos	Connecticut	DH	Joseph Bergman	Batavia
P	Casey Lawrence	Auburn	P	Eric Pettis	Williamsport
P	Michael O'Brien	Staten Island	P	Angel Cuan	Brooklyn
P	Alex Kaminsky	Mahoning Valley	P	Yohan Almonte	Brooklyn
P	Justin Moore	Aberdeen	P	Justin Edwards	Batavia
P	Jacob Thompson	Hudson Valley	P	Chase Johnson	Williamsport
P	Tim Adleman	Aberdeen	P	Jordan Conley	Jamestown
P	Preston Claiborne	Staten Island	P	Ryan Fraser	Brooklyn
P	Wilmer Almonte	Hudson Valley	P	Chase Reid	Batavia
P	Chase Whitley	Staten Island	P	Neil Holland	Vermont
P	Austin Hubbard	Hudson Valley	P	Jhonathan Ramos	State College

	1	2	3	4	5	6	7	8	9	R	H	E
NL All-Stars	0	1	0	2	0	0	0	0	0	3	4	0
AL All-Stars	0	0	1	0	0	0	0	3	X	4	9	2

W: Claiborne (1-0)

L: Johnson (0-1)

S: Whitley (1)

MVP: Jose Garcia (Lowell)

Umpire Crew: HP: Dustin Klinghagen, 1B: Carlos Torres, 2B: Roberto Ortiz,
3B: Christopher Tipton, LF: Andy Draper, RF: Shane Livensparger

	PAGE
All-Stars (MLB) Who Played for NYPL, 2010.....	38
All-Star Game, 2010, Roster.....	73
Attendance, All-Time	39
Attendance, 2009 and 2010	4
Club Directories.....	8-35
Aberdeen IronBirds	8-9
Auburn Doubledays.....	10-11
Batavia Muckdogs.....	12-13
Brooklyn Cyclones.....	14-15
ConnecticutTigers.....	16-17
Hudson Valley Renegades.....	18-19
Jamestown Jammers.....	20-21
Lowell Spinners	22-23
Mahoning Valley Scrappers	24-25
State College Spikes.....	26-27
Staten Island Yankees.....	28-29
Tri-City ValleyCats	30-31
Vermont Lake Monsters.....	32-33
Williamsport Crosscutters	34-35
League Directory	3
League Directors	3
League Officials.....	3
Major League Debuts, 2010	36-37
MLB Playoffs and the NYPL, 2010	42-43
No-Hitters.....	71-72
NYPL All Time Team Inducties, 2010.....	40-41
NYPL History.....	6
NYPL Playoff Format.....	3
Playoff Winners, Alice H. Nader Cup (League Championship).....	53-55
President's Welcome.....	2
Roster Limits.....	3
Records, Single Season.....	57-62
Team Batting.....	57
Team Fielding	57
Individual Batting.....	58
Individual Pitching	58
Individual Fielding.....	59-60
Records, Yearly Individual	61-70
Batting.....	61-65
Pitching.....	67-70
Stolen Bases.....	66
Standings, Final (1939-Present).....	44-52

YOUR HOME

FOR EVERYTHING

MINOR LEAGUE

BASEBALL™





THE MARK OF A PRO™



OFFICIAL BASEBALL OF
MAJOR LEAGUE BASEBALL®



MINOR LEAGUE
BASEBALL
OFFICIAL BASEBALL OF THE
MINOR LEAGUES®